



PACKERS



**ARIZONA
CARDINALS**

Packers Weekly Media Information Packet

GREEN BAY PACKERS VS ARIZONA CARDINALS

Saturday, January 16, 2016 @ 7:15 p.m. CST • University of Phoenix Stadium



THE DOPE SHEET

OFFICIAL PROGRAM AND PUBLICATION, ACME-PACKERS FOOTBALL TEAM.

Packers Public Relations • Lambeau Field Atrium • 1265 Lombardi Avenue • Green Bay, WI 54304 • 920/569-7500 • 920/569-7201 fax
Jason Wahlers, Aaron Popkey, Sarah Quick, Tom Fanning, Nathan LoCascio

VOL. XVII; NO. 25

GREEN BAY, JAN. 12, 2016

NFC DIVISIONAL PLAYOFF

GREEN BAY (11-6) AT ARIZONA (13-3)

Saturday, Jan. 16 • University of Phoenix Stadium • 7:15 p.m. CST

PACKERS STAY ON THE ROAD TO FACE THE CARDINALS

The Green Bay Packers and Arizona Cardinals will square off in the Divisional round of the playoffs on Saturday.

- ▶ Green Bay advanced to the divisional round of the playoffs for the fifth time in the last six seasons (2010-12, 2014-15).
- ▶ The Packers are 3-2 in the Divisional Playoffs under Head Coach **Mike McCarthy**, including 1-1 on the road.
- ▶ Green Bay last played on the road in the Divisional Playoffs in the 2012 postseason when they took on the San Francisco 49ers. That was also the last time the Packers played a postseason game on a Saturday.
- ▶ The Packers and Cardinals have faced each other in the playoffs twice, with Green Bay winning the first matchup, 41-16 at Lambeau Field on Jan. 8, 1983.
- ▶ Green Bay's last postseason game against Arizona came in the 2009 Wild Card Playoffs after the two teams had met in Week 17. After winning the regular season finale the Packers came up short, losing 51-45 in overtime at University of Phoenix Stadium. The two teams set postseason records by combining for 96 points and 13 touchdowns.
- ▶ Including the playoffs, Green Bay has won seven of the last 10 games against the Cardinals.
- ▶ Packers QB **Aaron Rodgers** threw for 423 yards in the 2009 Wild Card meeting, his first career postseason start. It was the second most passing yards in NFC Wild Card playoff history (NO QB Drew Brees vs. DET, 2011).
- ▶ Saturday will be the Packers seventh primetime game this season, including their third on the road. Green Bay was 3-3 in primetime matchups (1-1 on the road) during the regular season.



ON THE ROAD IN THE PLAYOFFS

While it is preferred to play at home during the postseason, the Packers have had some success as the away team.

- ▶ Green Bay is 4-3 in road playoff games under McCarthy, with the Packers' four wins tied (New York Jets, 4-3) for the third-most in the NFL since 2006 (Baltimore Ravens, 7-5 / New York Giants, 5-1).
- ▶ Green Bay's .571 road playoff winning percentage since 2006 is tied (Jets) for the fourth best in the NFL over that span (Giants, .833 / San Francisco 49ers, 3-1, .750 / Ravens, .583).
- ▶ The Packers have averaged 31.9 points per game on the road in the post-season since 2006, No. 1 in the NFL over that span.
- ▶ In seven career playoff road games, Rodgers has recorded a passer rating over 90.0 five times, including three games with a rating over 120.0.
- ▶ Rodgers 98.7 passer rating in road playoff contests ranks third in the NFL (min. 100 att.) behind Pittsburgh Steelers QB Ben Roethlisberger (104.0) and San Diego Chargers QB Philip Rivers (99.3).

WITH THE CALL

NBC will broadcast the game to a national audience. Play-by-play man **Al Michaels** joins color commentator **Cris Collinsworth** in the booth with **Michele Tafoya** reporting from the sidelines.



- ▶ Milwaukee's WTMJ (620 AM), airing Green Bay games since November 1929, heads up the Packers Radio Network that is made up of 50 stations in five states. **Wayne Larrivee** (play-by-play) and two-time Packers Pro Bowler **Larry McCarren** (color) call the action. McCarren first joined the team's broadcasts in 1995 and is in his 21st season calling Packers' games. McCarren has four times been voted Wisconsin Sportscaster of the Year by the National Sportscasters and Sportswriters Association. After originally being paired together in 1999, McCarren and Larrivee enter their 17th season of broadcasts together.
- ▶ Westwood One Sports will air the game across the country. **Kevin Kugler** (play-by-play) and **James Lofton** (analyst) will call the action with **Mark Malone** reporting from the sidelines and **Scott Graham** hosting pre-game and halftime shows.
- ▶ The broadcast is also available on Sirius Satellite Radio (WTMJ feed).

REGULAR SEASON

Date	Opponent	Time (CT)	TV
Sun., Sept. 13	at Chicago Bears	12:00	W, 31-23 62,442
Sun., Sept. 20	SEATTLE SEAHAWKS	12:00	W, 27-17 78,433
Mon., Sept. 28	KANSAS CITY CHIEFS (Gold Pkg.)	12:00	W, 38-28 78,214
Sun., Oct. 4	at San Francisco 49ers	12:00	W, 17-3 70,799
Sun., Oct. 11	ST. LOUIS RAMS	12:00	W, 24-10 78,432
Sun., Oct. 18	SAN DIEGO CHARGERS	12:00	W, 27-20 78,434
Sun., Oct. 25	BYE		
Sun., Nov. 1	at Denver Broncos	12:00	L, 10-29 77,075
Sun., Nov. 8	at Carolina Panthers	12:00	L, 29-37 74,461
Sun., Nov. 15	DETROIT LIONS (Gold Pkg.)	12:00	L, 16-18 78,526
Sun., Nov. 22	at Minnesota Vikings	12:00	W, 30-13 52,529
Thu., Nov. 26	CHICAGO BEARS	12:00	L, 13-17 78,488
Thu., Dec. 3	at Detroit Lions	12:00	W, 27-23 63,207
Sun., Dec. 13	DALLAS COWBOYS	12:00	W, 28-7 78,369
Sun., Dec. 20	at Oakland Raiders	12:00	W, 30-20 55,087
Sun., Dec. 27	at Arizona Cardinals	12:00	L, 8-38 64,878
Sun., Jan. 3	MINNESOTA VIKINGS	12:00	L, 13-20 78,412

NFL POSTSEASON DATES

Sun., Jan. 10	at Washington Redskins	12:00	W, 35-18 81,367
Jan. 16-17		AFC and NFC Divisional Playoffs
Jan. 24		AFC and NFC Championship Games
Jan. 31		Pro Bowl, Aloha Stadium, Honolulu, Hawaii
Feb. 7		Super Bowl 50, Levi's Stadium, Santa Clara, California





PACKERS AT CARDINALS - NFC DIVISIONAL PLAYOFF

GOOD WAY TO START

The Packers opened the 2015 NFL Playoffs with a road victory at Washington, Green Bay's first road playoff win since the 2010 postseason.

- After a slow start that saw Green Bay fall behind 11-0, the Packers out-scored the Redskins 35-7 to finish with a 35-18 victory.
- The Packers' comeback from 11 points down was the second largest in franchise playoff history (2007 vs. Seattle, 14-point deficit) and the largest postseason comeback on the road in team annals.
- It was Green Bay's sixth 30-plus point game in the postseason since 2006, **tied for No. 2 in the NFL** over that span:

Team	30-Plus Point Games (Since 2006)
1. New England	8
2t. Green Bay	6
2t. Baltimore	6
2t. New Orleans	6
5t. Arizona	4
5t. Seattle	4

- The Packers have averaged 29.0 points per game in the playoffs under Head Coach **Mike McCarthy**, **No. 2 in the NFL** since 2006:

Team	Points Per Game (Since 2006)
1. New Orleans	30.2
2. Green Bay	29.0
3. Arizona	28.4
4. New England	27.9
5. San Francisco	27.5

- The Packers allowed just one sack to a Washington defense that registered 17 in its final four regular-season games.
- P **Tim Masthay's** 44.0-yard net average at Washington was the second-best mark posted in franchise playoff history (since 1976, min. four punts), trailing only his 47.0-yard average at San Francisco on Jan. 12, 2013.
- Green Bay's defense only allowed 18 points, it marked the fourth time the Packers had given up less than 20 points in a playoff game since 2009, **No. 4 in the NFL** over that span:

Team	Games Allowing Less Than 20 Points (Since 2009)
1t. Baltimore	6
1t. Seattle	6
3. Indianapolis	5
4. Green Bay	4
5t. New York Giants	3
5t. New York Jets	3

- LBs **Mike Neal** and **Nick Perry** led the Packers in sacks with two each, becoming the first duo in team playoff history to both record two sacks in a postseason game.

- Green Bay recorded six sacks against the Redskins, tied for No. 2 in a postseason game in franchise history (since 1963):

Opponent	Sacks
1. Philadelphia, 1/11/04	8.0
2t. Washington, 1/10/16	6.0
2t. Kansas City, 1/15/67	6.0
4t. Five times	5.0

- RB **James Starks** now has 500 career rushing yards in the postseason, **No. 5 in franchise history**:

Player	Rushing Yards
1. Dorsey Levens	647
2. Edgar Bennett	561
3. Ahman Green	521
4. Jim Taylor	508
5. James Starks	500
6. Ryan Grant	334
7. Paul Hornung	323
8. Eddie Lacy	318

- LB **Clay Matthews** recorded 1.5 sacks in the Wild Card win over Washington to give him 10.0 for his career and extend his postseason franchise record. He also recorded one forced fumble.

- Matthews ranks **No. 1 in the NFL** in sacks and forced fumbles in the playoffs since 2009:

Player	Sacks
1. Clay Matthews, GB	10.0
2. Terrell Suggs, BAL	8.5
3. Ahmad Brooks, SF	6.5
4. Paul Kruger, BAL	6.0
5. Aldon Smith, SF	5.5

Player	Forced Fumbles
1. Clay Matthews, GB	4
2t. Raheem Brock, IND/SEA	3
2t. Terrell Suggs, BAL	3

STAT OF THE WEEK

- RBs **Eddie Lacy** (63 yards and a touchdown) and **James Starks** (53 yards and a touchdown) became the first Green Bay duo to both record 45-plus rushing yards and a rushing touchdown in a playoff game since Jim Taylor and Elijah Pitts did so in Super Bowl I.
- As a team Green Bay registered 141 yards on 32 carries (4.4 avg.), marking just the fifth time since 1990 that the Packers recorded over 140 rushing yards in a postseason game and the first time since the 2011 playoffs.



PACKERS AT CARDINALS - NFC DIVISIONAL PLAYOFF

BACK TO THE POSTSEASON

The Packers clinched their seventh consecutive postseason berth (2009-15), a franchise record as they topped the previous mark of six straight from 1993-98.

<u>Seasons</u>	<u>Consecutive Playoff Berths</u>
1. 2009-15	7
2. 1993-98	6
3. 2001-04	4

- The Packers join the New England Patriots as the only teams to make the playoffs each of the last seven years. Both teams join Houston (1987-93) and San Francisco (1992-98) for the seventh-longest postseason streak in NFL history (Nine: Dallas, 1975-83 / Indianapolis, 2002-10; Eight: Dallas, 1966-1973 / Pittsburgh, 1972-79/ L.A. Rams, 1973-80 / San Francisco, 1983-90).
- The Packers have made the playoffs eight times in 10 seasons under Head Coach **Mike McCarthy**.
- Green Bay leads the NFC with eight trips to the postseason since 2007.
- Green Bay has now made the postseason 31 times, tied with the Dallas Cowboys and New York Giants for No. 1 in league annals.

<u>Team</u>	<u>Postseason Appearances</u>
1t. Green Bay	31
1t. Dallas	31
1t. N.Y. Giants	31

- The Wild Card victory over Washington marked Green Bay's 52nd post-season game, the third most in NFL history:

<u>Team</u>	<u>Postseason Games</u>
1. Dallas	60
2. Pittsburgh	56
3. Green Bay	52
4. N.Y. Giants	48

- The Packers have a 32-20 all-time record in the postseason, a .615 winning percentage that ranks **No. 2 in the NFL**:

<u>Team</u>	<u>Postseason Winning Pct.</u>
1. Baltimore	.652 (15-8)
2. Green Bay	.615 (32-20)
3. New England	.609 (28-18)
4. Pittsburgh	.607 (34-22)
5. San Francisco	.600 (30-20)
6. Oakland	.581 (25-18)

- The Packers have won an NFL-record nine Wild Card games (1982, 1993-95, 2001, 2003, 2010, 2012, 2015), including three under Head Coach **Mike McCarthy**.
- The Packers are 3-2 in Wild Card playoff games during the McCarthy era.

HOW THEY HAVE FARED

Since the NFL went to a 12-team playoff format in 1990, the Packers have made postseason appearances as all six seeds.

- Green Bay is the No. 5 seed this postseason for just the third time since 1990.
- A breakdown of the Packers' playoff seeds, and their postseason record as that seed, from 1990-2014:

<u>PLAYOFF SEED</u>			
No. 1	2 times (3-1)	No. 4	4 times (3-4)
No. 2	3 times (4-3)	No. 5	3 times (1-2)
No. 3	3 times (3-4)	No. 6	2 times (5-1)

POSTSEASON PROFICIENCY

As productive as QB **Aaron Rodgers** has been during the regular season in his eight years as the starter, he has also carried that over to the playoffs.

- Rodgers capped off the 2010 postseason with a 304-yard, three-TD effort vs. Pittsburgh that earned him Super Bowl MVP honors. He became just the **fourth quarterback in NFL history** to throw for 300 yards and three TDs with no INTs in a Super Bowl, joining Joe Montana, Steve Young and Jake Delhomme.
- Rodgers has posted a 110-plus passer rating in five of his 12 career postseason starts, including a 125.4 rating in the Divisional win against Dallas last season. That already ties him with Brett Favre (five in 24 starts), Troy Aikman (five in 16 starts), Terry Bradshaw (five in 19 starts), Peyton Manning (five in 24 starts) and Joe Flacco (five in 15 starts) for **third in league history** (min. 15 att.) behind Joe Montana (six in 23 starts) and Tom Brady (six in 28 starts).
- A look at where Rodgers ranks in NFL postseason history in several categories (min. 150 attempts):

<u>Quarterback</u>	<u>Passer Rating</u>
1. Bart Starr, GB	104.8
2. Kurt Warner, STL/ARI	102.8
3. Drew Brees, SD/NO	100.7
4. Aaron Rodgers, GB	100.3
5. Joe Montana, SF/KC	95.6

<u>Quarterback</u>	<u>Completion Pct.</u>
1. Kurt Warner, STL/ARI	66.45
2. Matt Ryan, ATL	66.31
3. Ken Anderson, CIN	66.27
4. Drew Brees, SD/NO	65.95
5. Aaron Rodgers, GB	64.78

<u>Quarterback</u>	<u>Interception Pct.</u>
1. Tony Romo, DAL	1.08 (185/2)
2. Drew Brees, SD/NO	1.29 (464/6)
3. Bart Starr, GB	1.41 (213/3)
4. Aaron Rodgers, GB	1.65 (423/7)
5. Mark Sanchez, NYJ/PHI	1.91 (157/3)

- Rodgers has also put together some of the best performances in single postseasons in franchise history (min. 40 att.):

<u>Quarterback</u>	<u>Passer Rating</u>
1. Bart Starr, 1966	135.6
2. Aaron Rodgers, 2009	121.4
3. Aaron Rodgers, 2010	109.8

<u>Quarterback</u>	<u>Passing Touchdowns</u>
1. Aaron Rodgers, 2010	9
2. Brett Favre, 1995	8
3. Bart Starr, 1966	6

<u>Quarterback</u>	<u>Passing Yards</u>
1. Aaron Rodgers, 2010	1,094
2. Brett Favre, 1995	805
3. Brett Favre, 1997	668

PACKERS AT CARDINALS - NFC DIVISIONAL PLAYOFF

WHERE THEY STAND

A look at where some current Packers rank in the career postseason franchise record book:

<u>Player</u>	<u>Passing Yards</u>
1. Brett Favre	5,311
2. Aaron Rodgers	3,193
3. Bart Starr	1,753

<u>Player</u>	<u>Passing TDs</u>
1. Brett Favre	39
2. Aaron Rodgers	25
3. Bart Starr	15

<u>Player</u>	<u>300-Yard Games</u>
1. Aaron Rodgers	4
2. Brett Favre	3

<u>Player</u>	<u>100-Plus Rating Games</u>
1. Brett Favre	9
2t. Aaron Rodgers	6
2t. Bart Starr	6

<u>Player</u>	<u>Completion Pct.</u>
1. Aaron Rodgers	64.78
2. Bart Starr	61.03
3. Lynn Dickey	61.02

<u>Player</u>	<u>Receiving Yards</u>
1. Antonio Freeman	748
2. Donald Driver	675
3. Greg Jennings	673
4. Robert Brooks	651
5. Jordy Nelson	588
6. Carroll Dale	534
7. Boyd Dowler	440
8. James Jones	410
9. Dorsey Levens	387
10. Randall Cobb	336

<u>Player</u>	<u>Rushing Touchdowns</u>
1. Edgar Bennett	5
2t. John Kuhn	4
2t. Dorsey Levens	4

<u>Player</u>	<u>Overall Touchdowns</u>
1. Antonio Freeman	12
2. John Kuhn	7

<u>Player</u>	<u>Interceptions</u>
1. Sam Shields	5
2t. Tramon Williams, Herb Adderley, Craig Newsome, Joe Laws, Eugene Robinson	4
7t. Tyrone Williams, Mike Prior	3

<u>Player</u>	<u>Sacks</u>
1. Clay Matthews	10.0
2. Reggie White	8.0
3t. Keith McKenzie, Sean Jones	4.0

<u>Player</u>	<u>Points</u>
1. Mason Crosby	110
2. Chris Jacke	73

<u>Player</u>	<u>Field Goals</u>
1. Mason Crosby	21
2t. Chris Jacke	15
2t. Ryan Longwell	15

► With one 100-yard rushing game, RB **Eddie Lacy** is tied with six other players for the second most in Packers postseason history (Dorsey Levens, three).

► **K Mason Crosby** is on a current franchise-record streak of 18 consecutive field goals made in the playoffs, which is second in NFL playoff history behind only David Akers (19). He also has scored in his last 14 consecutive postseason games, a franchise record.

2015 HONOR ROLL

K Mason Crosby

NFC Special Teams Player of the Week – Week 11 (at Minnesota)

- Sixth career Player of the Week Award, the most in franchise history.
- First since 2013 (Week 5).

FB John Kuhn

Pro Bowl - Third selection (2011, 2014)

- His three selections are tied with John Brockington (1971-73) and Cecil Isbell (1938, 1941-42) for the third most by a Packers running back/fullback, trailing only FB Jim Taylor (five, 1960-64) and RB Ahman Green (four, 2001-04). Kuhn is the first Green Bay FB to be named to the Pro Bowl in back-to-back seasons since Taylor went to five straight.

LB Clay Matthews

Pro Bowl - Sixth selection, first at inside linebacker

- Has two more selections than any Packers linebacker and is tied with DE Reggie White for the second-most selections by a defensive player in team history, trailing only S Willie Wood (eight).

CB Damarious Randall

NFL Defensive Rookie of the Month for November (Oct. 29 - Nov. 30).

- Joined CB **Casey Hayward** (October 2012) as the only Packers defensive backs to be named Defensive Rookie of the Month.
- Is the first Packers player to win a Rookie of the Month Award since RB **Eddie Lacy** (Offense, October 2013).

QB Aaron Rodgers

Pro Bowl - Fifth selection

- Passes Bart Starr (1960-62, 1966) for the second-most selections by a Green Bay quarterback, trailing Brett Favre's nine (1992-93, 1995-97, 2001-03, 2007).

NFC Offensive Player of the Week – Week 3 (vs. Kansas City)

- Ranks first in franchise history with 13 Player of the Week Awards, passing Brett Favre (12).
- Leads the league with the most Player of the Week Awards since 2010 (13).
- Named Player of the Week for the sixth consecutive season.

G Josh Sitton

Pro Bowl - third career Pro Bowl honor (2012, 2014), second straight as an original selection

- Is the first Green Bay guard to be named to consecutive Pro Bowls since Marco Rivera was selected to three straight from 2002-04.

The Associated Press All-Pro Second Team

THE DOPE ON THIS WEEK'S OPPONENT:

Packers at Cardinals:

All-time, regular season:
44-23-4

All-time, postseason:
1-1

All-time, at Arizona:
16-15-4

Streaks: The Packers have won seven of the last 10 meetings.

Last meeting, postseason:

Jan. 10, 2009, at Univ. of Phoenix Stadium; Cardinals won, 51-45 (OT)



COACHES CAPSULES

Mike McCarthy: 112-61-1, .644, (incl. 8-6 postseason); 10th NFL season

Bruce Arians: 34-15-0, .694, (incl. 0-1 postseason); 3rd NFL season

vs. Opponent: McCarthy 3-2 vs. Cardinals; Arians 2-0 vs. Packers (includes as interim coach with Colts in 2012)

MIKE MCCARTHY...Is in his 10th year as the Packers' 14th head coach.

- ▶ Joined Vince Lombardi and Mike Holmgren as the only coaches to guide the Packers to a Super Bowl title with a win over Pittsburgh in Super Bowl XLV.
- ▶ Led the Packers to their seventh consecutive playoff appearance this season, joining New England as the only two NFL teams to do so over that span. Has also led the team to eight playoff appearances and seven double-digit win seasons in the last nine years (2007, 2009-2015).
- ▶ Guided the Packers to top-10 finishes in scoring in eight straight seasons (2007-14).
- ▶ His .653 winning percentage during the regular season (104-55-1) is ranked second among active NFL coaches (min. 50 games).
- ▶ Was named Packers head coach on Jan. 12, 2006, his first head-coaching job after 13 years as an NFL assistant.

BRUCE ARIANS...Is in his third year as the Cardinals' 35th head coach.

- ▶ Helped Arizona capture the No. 2 seed and a first-round bye in the NFC playoffs, leading the Cardinals to a franchise-best 13-3 record in 2015.
- ▶ Led the Cardinals to an 11-5 mark and a playoff berth in 2014 (their first appearance in the postseason since 2009), earning him *The Associated Press* Coach of the Year award for the second time in three seasons (Indianapolis, 2012).
- ▶ From 2013-14, Arizona led the NFL with 17 come-from-behind victories, including nine last season (tied with Pittsburgh for the most).
- ▶ Came to Arizona after working as offensive coordinator for the Indianapolis Colts in 2012, while also serving 12 games as interim head coach during Chuck Pagano's absence while being treated for leukemia.
- ▶ Prior to joining the Colts, spent the previous eight seasons with the Pittsburgh Steelers (2004-11), including five as the offensive coordinator (2007-11).

THE PACKERS-CARDINALS SERIES

- ▶ One of the oldest rivalries in sports, the series launched on Nov. 20, 1921, when the Packers and Cardinals tied 3-3.
- ▶ The series has been noted for its streaks, with the Packers winning 15 straight between 1937-46, followed by the Cardinals winning seven straight through 1948. The Packers have won 15 of the last 22 regular-season games (with one tie) since.
- ▶ With the Cardinals franchise located in Chicago prior to 1960, the teams played two or more times in a season 20 different years between 1926-49.
- ▶ The postseason meeting following the 1982 season marked the Packers' first trip to the playoffs in 10 years and first playoff victory since winning Super Bowl II.

NOTABLE CONNECTIONS

Packers QB Brett Hundley is from Chandler, Ariz. ...Packers CB Damarious Randall, DT Mike Pennel and assistant special teams coach Jason Simmons all played at Arizona State (different times)...Packers assistant offensive line coach Mike Solari coached the offensive line for the Phoenix Cardinals in 1989 while Cardinals running backs coach Stump Mitchell played running back...Cardinals linebackers coach Bob Sanders served as the defensive ends coach in 2005 and defensive coordinator from 2006-08 for Green Bay...Packers head coach Mike McCarthy coached at the University of Pittsburgh with Cardinals defensive backs coach Nick Rapone...McCarthy also coached with Cardinals special teams coordinator Amos Jones at the University of Pittsburgh in 1992...Cardinals cornerbacks coach Kevin Ross played for the Chiefs and Cardinals pass rush specialist Tom Pratt coached there when McCarthy was on the coaching staff in Kansas City...Packers secondary-safeties coach Darren Perry coached with Cardinals head coach Bruce Arians on the staff with the Pittsburgh Steelers...Perry and Cardinals assistant special teams/assistant tight ends coach Steve Heiden were teammates with the Chargers in 1999...Perry coached defensive backs and Packers associate head coach/offense Tom Clements coached quarterbacks for the Steelers while Cardinals inside linebackers coach Larry Foote played...Foote played in Detroit in 2009 while Packers RBs coach Sam Gash was on staff...Sanders coached alongside Packers special teams coordinator Ron Zook at the University of Florida...Sanders and Packers quarterbacks/wide receivers coach Alex Van Pelt were on the same staff in Buffalo in 2009...Packers WR James Jones played with the Raiders in 2014 while Sanders was on staff...Solari coached for the Kansas City Chiefs while Ross was a player in 1997...Packers defensive line coach Mike Trgovac coached Cardinals defensive line coach Brentson Buckner in Carolina as defensive line coach and defensive coordinator...Buckner also played in Pittsburgh while Packers defensive coordinator Dom Capers held the same position with the Steelers...Packers assistant linebackers coach Scott McCurley was a teammate of Cardinals WR Larry Fitzgerald at the University of Pittsburgh...Former college teammates include Packers LB Clay Matthews and Cardinals DE Froste Rucker, and Packers LB Nick Perry and Cardinals QB Matt Barkley (Southern California), Packers CB Sam Shields and Cardinals DE Calais Campbell (Miami), Packers FB Aaron Ripkowski and Cardinals S Tony Jefferson (Oklahoma), Packers TE Kennard Backman and Cardinals WR J.J. Nelson (Alabama-Birmingham), Packers TE Andrew Quarless and Cardinals C/G A.Q. Shipley (Penn State) and Packers RB Eddie Lacy and S Ha Ha Clinton-Dix and Cardinals DT Ed Stinson (Alabama).

LAST MEETING, POSTSEASON

Jan. 10, 2009, at Univ. of Phoenix Stadium; Cardinals won, 51-45 (OT)

- ▶ QB Aaron Rodgers completed 28 of 42 pass attempts for 423 yards, four TDs and one INT (121.4 passer rating).
- ▶ WR Greg Jennings and TE Jermichael Finley combined for 14 catches, 289 yards and one TD.
- ▶ QB Kurt Warner passed for 379 yards and five TDs (154.1 passer rating) on 29 of 33 pass attempts.
- ▶ WRs Larry Fitzgerald and Early Doucet hauled in six passes and two TDs each.
- ▶ LB Karlos Dansby recovered a fumble and returned it for a touchdown in overtime to win the game.



PACKERS AT CARDINALS - NFC DIVISIONAL PLAYOFF

NOTES ON THE REGULAR SEASON

- The Packers earned the 750th total victory in franchise history this season. Green Bay joined the Chicago Bears as the only teams in NFL history to reach 750 total wins.
- Head Coach **Mike McCarthy** has now led Green Bay to seven seasons with 10-plus regular-season wins, the most in franchise history (since 1921).
- McCarthy is the 10th coach to record seven-or-more 10-win seasons in their first 10 years as an NFL head coach (Don Shula, Marty Schottenheimer, Chuck Knox, Joe Gibbs, Bud Grant, Tony Dungy, Mike Ditka, George Seifert, Bill Walsh).
- Green Bay posted eight zero-turnover games during the 2015 regular season, tied for No. 1 (2009) in franchise history (since 1933).
- The Packers finished the regular season 7-5 against NFC teams. It was the eighth regular season since 2006 that Green Bay finished with seven-plus wins against NFC opponents.
- Dating back to 1963, the Packers' three six-plus sack games during the regular season tied a single-season franchise record (1966, 1978, 1991).
- The Packers had four players with 50-plus receptions for only the third time (1983, 2002) since 1940.

OFFENSE

- QB **Aaron Rodgers** reached 30 passing touchdowns (31) during the regular season for the fifth time in his career. He ranks second in team history behind Brett Favre's eight. Rodgers' five 30-plus passing touchdown seasons since 2009 are tied for the second most in the NFL over that time span (NE Tom Brady and IND/DEN Peyton Manning, five / NO Drew Brees, seven).
- Rodgers only threw eight interceptions, marking his fifth season with 500-plus attempts/eight or fewer interceptions. He has five of the 13 seasons in NFL history (Tom Brady - three / Aaron Brooks, Marc Bulger, Jason Campbell, Brett Favre, Alex Smith - one).
- Rodgers finished with 344 rushing yards, the second-highest total of his career (356 in 2010).
- WR **Randall Cobb** has recorded a reception in 56 consecutive regular-season games, the fifth-longest streak in franchise history. He trails WR James Lofton (58, 1979-1983) for the fourth longest.
- WR **James Jones** finished the regular season with a team-high 102 yards on four receptions (25.5 avg.) against Minnesota, giving him a single-season career-best three games with 100-plus receiving yards.
- Jones set a career high with 890 receiving yards on 50 receptions, his fourth consecutive season with 50-plus catches.
- Dating back to 1991, Jones' 15 receptions for 25-plus yards tied the fourth-most in a single regular season by a Green Bay player (Jordy Nelson, 19 in 2013, 16 in 2011 / Greg Jennings, 16 in 2010).
- TE **Richard Rodgers** hauled in 58 receptions for 510 yards (8.8 avg.) and eight touchdowns. He became only the fourth tight end in team history with 55-plus receptions in a season: Jermichael Finley (three), Paul Coffman (two), Jackie Harris (one).
- Rodgers has 10 career receiving touchdowns, tied for the most by a Green Bay tight end in his first two seasons since the 1970 merger (Bubba Franks, 10, 2000-01).
- RB **Eddie Lacy** finished the season with three 100-yard rushing games. He has recorded three or more 100-yard rushing games in each of his three NFL seasons (three in 2014 and four in 2013).
- With 3,075 rushing yards, Lacy is one of only two players in team history (RB John Brockington, 3,276) to rush for 3,000-plus yards in his first three seasons in the NFL.
- RB **James Starks** set new career bests in receptions (43), receiving yards (392) and receiving touchdowns (three) this season.
- Starks recorded 100-plus yards from scrimmage four times during the regular season. His 993 yards from scrimmage were a new career high, surpassing the 794 yards in 2011.

- With 601 rushing yards, Starks surpassed his single-season career high of 578 yards from 2011.
- Lacy (758) and Starks (601) gave the Packers two players with 600-plus rushing yards in the same season for the first time since 1985 (Jessie Clark-633 / Eddie Lee Ivery-636).
- Starks (993) and Lacy (946) each recorded over 900 yards from scrimmage, making the Packers one of three teams in the NFL with two running backs with 900-plus yards from scrimmage (Denver and Tampa Bay).

DEFENSE

- LB **Clay Matthews** finished second on the team with 85 tackles, eclipsing his previous career high of 83 tackles (2010).
- Matthews finished second on the team with 6.5 sacks this season. It was the seventh consecutive season he recorded six or more sacks, tying him with LB **Julius Peppers**, KC LB Tamba Hali and DEN LB DeMarcus Ware for the most six-plus sack seasons in the NFL since 2009.
- Peppers led the team with 10.5 sacks during the regular season. Dating back to last season (including playoffs), Peppers has 15.0 sacks in the last 20 games.
- Peppers recorded his ninth season with 10-plus sacks, which tied John Randle for the fourth-most 10-sack seasons since 1982 (Bruce Smith, 13 / Reggie White, 12 / Kevin Greene, 10).
- Peppers tied Jared Allen (136.0) for No. 9 on the all-time sacks list (since 1982). He trails both Richard Dent and John Randle (137.5) for the seventh most.
- DB **Micah Hyde**, CB **Damarious Randall** and CB **Sam Shields** tied for the team lead with three interceptions each. It was the first time Green Bay had three players with three or more interceptions in the same regular season since 2011, when they had six.
- Packers S **Ha Ha Clinton-Dix** recorded three sacks during the regular season. According to STATS LLC, his three sacks tied for the fifth most in a single regular season by a Packers safety (since 1982) and the most since Mark Roman recorded 3.5 in 2004:

Packers Safety

	Sacks
1. LeRoy Butler, 1996	6.5
2t. LeRoy Butler, 1998	4.0
2t. Mark Murphy, 1985	4.0
4. Mark Roman, 2004	3.5
5t. Ha Ha Clinton-Dix, 2015	3.0
5t. LeRoy Butler, 1997	3.0

- Clinton-Dix's three sacks were tied for No. 3 in the NFL during the 2015 regular season among safeties.

SPECIAL TEAMS

- P **Tim Masthay** finished the regular season with a net punting average of 40.25 yards, the top mark in franchise history (since 1976) as he surpassed his own record of 38.95 in 2013. He now holds the top five single-season marks in team annals (2010-13, 2015).
- Masthay averaged 44.9 net yards per punt from Week 13-16, No. 1 in the NFL over that span. According to the Elias Sports Bureau, it was the best by a Green Bay punter over a four-game stretch in a single season (min. four punts per game) since net punting began to be tracked in 1976.
- From Week 13-15, Masthay became the first Packers punter to post a net average of 44-plus yards (min. four punts) in three straight games (according to the Elias Sports Bureau).
- The Packers led the league in opponent punt return average (4.2) during the regular season. It was the best by a Green Bay team since 1969 (3.4 avg.).
- K **Mason Crosby** was one of five players (min. 25 att.) to connect on all extra points this season. Among those five, his 36 attempts were the second most (NE Stephen Gostkowski, 52-52).
- Crosby recorded 108 points, giving him the ninth 100-point season of his career and passing with Ryan Longwell (1997-2004) for the franchise record.

PACKERS AT CARDINALS - NFC DIVISIONAL PLAYOFF

MAKING GAINS

Green Bay registered 13 offensive touchdowns of 20-plus yards during the 2015 regular season, **tied for No. 7 in the NFL**:

Team	Offensive TDs of 20-Plus Yards
1. Buffalo	24
2. Seattle	19
3. New York Giants	17
4. Oakland	16
5. Arizona	15
6. Philadelphia	14
7t. Green Bay	13
7t. New Orleans	13

► Green Bay finished the 2015 regular season **tied for No. 2 in the NFL** with 39 pass plays of 25-plus yards:

Player	Pass Plays of 25-Plus Yards
1. Pittsburgh	43
2t. Green Bay	39
2t. Jacksonville	39
2t. New England	39
5t. New Orleans	37
5t. San Francisco	37

► QB **Aaron Rodgers** completed a 61-yard touchdown pass to TE **Richard Rodgers** that gave Green Bay a win over Detroit in Week 13. It was the second-longest come-from-behind game-ending touchdown in the fourth quarter from scrimmage in NFL history behind only QB Earl Morrall's 65-yard touchdown pass for Detroit against Baltimore in 1960.

► In Week 5, WR **James Jones** registered a 65-yard touchdown reception, his seventh career touchdown catch of 65-plus yards.

► Jones set a career high with 15 catches of 25-plus-yards during the 2015 regular season, which **ranked No. 5 in the NFL**:

Player	Receptions of 25-Plus Yards
1. Allen Robinson, JAX	19
2. Antonio Brown, PIT	18
3. Julio Jones, ATL	17
4. Rob Gronkowski, NE	16
5. James Jones, GB	15
6t. Odell Beckham Jr., NYG	14
6t. T.Y. Hilton, IND	14

► Dating back to 1991, his 15 receptions for 25-plus yards tied for the fourth-most in a single regular season by a Green Bay player (Jordy Nelson, 19 in 2013 / Greg Jennings, 16 in 2010 / Nelson, 16 in 2011).

► Among players with 32 receptions during the 2015 regular season, Jones ranked **No. 3 in the league** in average yards per reception (17.8):

Player	Receiving Average (2015)
1. Torrey Smith, SF	20.1
2. Kenny Britt, STL	18.9
3. James Jones, GB	17.8
4. Allen Robinson, JAX	17.5

► Since the start of 2013, the Packers are **No. 2 in the league** in pass plays of 25-plus yards during the regular season:

Team	Pass Plays of 25-Plus Yards
1. Pittsburgh	118
2. Green Bay	117
3. Denver	116
4. Philadelphia	109

► RB **James Starks** recorded a career-best 65-yard touchdown run against San Diego in Week 6, the longest TD run by a Packer since RB DeShawn Wynn's 73-yard TD vs. DET on Dec. 28, 2008.

► Starks **tied for No. 1 in the NFL** among running backs with four receptions of 25-plus yards.

► Green Bay's big-play ability also involved special teams during the regular season. WR **Jeff Janis** recorded two kickoff returns of 60-plus yards (64, 70) in four attempts over a two-game span (Weeks 11-12). He became the first Packer to post a kickoff return of 60-plus yards in back-to-back games since WR Robert Brooks in 1993 (Oct. 3-Oct. 10).

► According to the Elias Sports Bureau, Janis was the first NFL player since Houston Oilers CB Willie Tullis in 1981 to have two kickoff returns of 60-plus yards in his first four career attempts.

DEFENSIVE STRENGTH

Green Bay's defense has been a key reason why the Packers won 10 games and made the playoffs.

► The Packers held 10 opponents to 20 points or less, **tied for No. 3 in the NFL** during the 2015 regular season:

Team	Games Allowing 20 Or Fewer Points
1t. Kansas City	12
1t. Minnesota	12
3t. Green Bay	10
3t. Arizona	10
3t. Cincinnati	10
3t. Denver	10
3t. Pittsburgh	10

► Green Bay's 10 games allowing 20 points or less were the most by the team in a single season since recording 10 in 2012.

► Green Bay gave up 20.2 points per game during the 2015 regular season, **No. 12 in the NFL** and the lowest since giving up 15.0 points per game in 2010.

► The Packers ranked **No. 5 in the NFL** in sacks per pass attempt this season:

Team	Sacks/Pass Attempt
1. Denver	9.08%
2. New England	8.22%
3. Houston	8.14%
4. Detroit	7.95%
5. Green Bay	7.80%

► In Week 10, the Packers held the Lions to 45 yards on 26 carries (1.7 avg.), the fewest rushing yards the Packers have allowed to an opponent on 25-plus attempts since the Miami Dolphins rushed for 37 yards on 25 carries (1.5 avg.) on Sept. 22, 1991.

► Green Bay recorded three games with six-plus sacks in the regular season, which tied a single-season franchise record (1966, 1978, 1991).



PACKERS AT CARDINALS - NFC DIVISIONAL PLAYOFF

QUICK OUT OF THE GATE

Green Bay started games fast during the 2015 regular season, scoring touchdowns in the first quarter in nine games.

- The Packers scored 13 touchdowns in the first quarter in 2015, **tied for No. 2 in the NFL** (Washington, 13 / New Orleans, 16).
- Earlier this season, the Packers wrapped up a streak of scoring in the first quarter in 22 straight regular-season games, an NFL record (Game 1 of 2014 - Game 6 of 2015). The next longest was 17 by the Chicago Bears (1983-84) and Pittsburgh Steelers (2004-05).
- During the 2015 regular season, Green Bay averaged 6.6 points in the first quarter, **No. 2 in the NFL**.

Team	Points Per Game/First Quarter
1. New Orleans	7.6
2. Green Bay	6.6
3. Washington	6.4
4. Carolina	6.2
5. Kansas City	5.9

- Green Bay scored points in the first quarter in 12 games during the regular season, **tied for No. 4 in the NFL** in 2015 and **tied for No. 2 among Packers teams since 2000**:

Year	Games Scoring Points in the First Quarter
1. 2014	16
2t. 2015	12
2t. 2011	12
2t. 2009	12

- The Packers had a plus-61 first-quarter point differential during the 2015 regular season, **No. 1 in the NFL**:

Team	First-Quarter Point Differential (2015)
1. Green Bay	plus-61
2t. Cincinnati	plus-53
2t. New England	plus-53
2t. New Orleans	plus-53
5. Detroit	plus-49

- Dating back to 2014, the Packers have outscored their opponents, 161-30, in the first quarter at Lambeau Field.
- In 2014, Green Bay scored 89 unanswered points at home in the first quarter from the Week 2 game vs. the N.Y. Jets through Week 14 vs. Atlanta. It was the most consecutive points scored at home in the first quarter since the Miami Dolphins scored 93 straight in the 1978-79 seasons.
- The Packers scored 106 points in the first quarter during the 2015 regular season, **No. 5 by Green Bay teams since 1990**:

Season	First-Quarter Points
1. 2014	151
2. 2011	132
3. 2009	115
4. 1998	107
5. 2015	106
6. 2003	103

- Packers QB **Aaron Rodgers** ranked among the best in the league in touchdowns and touchdown percentage in the first quarter of games this season (min. 75 att.):

Player	Passing Touchdowns
1. Drew Brees, NO	11
2. Kirk Cousins, WAS	10
3t. Aaron Rodgers, GB	9
3t. Matthew Stafford, DET	9

Player	Touchdown Percentage
1. Kirk Cousins, WAS	8.1
2. Matthew Stafford, DET	8.0
3. Drew Brees, NO	8.0
4. Aaron Rodgers, GB	6.8
5. Andy Dalton, CIN	6.5

- Dating back to 1991, Rodgers' nine first-quarter passing touchdowns in the 2015 regular season **tied for No. 5 among Packers' quarterbacks** in a single season:

Player	Passing Touchdowns
1. Aaron Rodgers, 2011	11
2t. Aaron Rodgers, 2014	10
2t. Brett Favre, 1998	10
2t. Brett Favre, 1995	10
5t. Aaron Rodgers, 2015	9
5t. Aaron Rodgers, 2012	9

- Rodgers threw one or more touchdowns in the first half in 10 games during the 2015 regular season.
- Rodgers has thrown 38 touchdowns and three interceptions in the first half since the start of the 2014 regular season.
- Green Bay's 151 first-quarter points during the 2014 regular season were the **most in the NFL in a single season**, dating back to 1991.

Team	First-Quarter Points
1. Green Bay, 2014	151
2. Denver, 1998	144
3. St. Louis, 2001	140

- Dating back to 1991, Green Bay's average of 19.4 points in the first half of games in 2014 was the second-best recorded in a single season:

Season	First-Half Points Per Game (Since 1991)
1. New England, 2007	20.8
2. Green Bay, 2014	19.4
3. St. Louis, 2001	19.1

- Dating back to 2006, the Packers have recorded three of the top six single-season first-half point totals in the NFL:

Team	First-Half Points
1. New England, 2007	333
2. Green Bay, 2014	310
3. New England, 2012	290
4. Denver, 2013	288
5. Green Bay, 2011	286
6. Green Bay, 2009	269

PACKERS AT CARDINALS - NFC DIVISIONAL PLAYOFF

NOT IN A GIVING MOOD

The Packers turned the ball over just 17 times during the 2015 regular season, the fifth fewest in franchise history.

- The five best giveaway seasons in franchise history have come under Head Coach **Mike McCarthy's** direction:

Season	Giveaways
1. 2014	13
2. 2011	14
3t. 2012	16
3t. 2009	16
5. 2015	17
6. 1972	19

- In the 2015 regular season, Green Bay **tied for No. 4 in turnovers in the NFL**. A look at Green Bay's giveaway totals each season since 2006 and where that ranked in the NFL:

Season	Giveaways/Ranking
2006	33 (26th)
2007	24 (t-7th)
2008	21 (t-8th)
2009	16 (1st)
2010	22 (10th)
2011	14 (2nd)
2012	16 (t-2nd)
2013	25 (t-15th)
2014	13 (t-1st)
2015	17 (t-4th)

- Green Bay's 123 turnovers in regular season games since 2009 are **No. 2 in the NFL**:

Team	Total Giveaways Since 2009
1. New England	112
2. Green Bay	123
3. San Francisco	130

- The Packers did not turn the ball over in eight regular-season games in 2015, **tied for No. 1 in the NFL**:

Team	Zero-Turnover Games (2015)
1t. Green Bay	8
1t. Kansas City	8
3. San Francisco	7

- Green Bay's eight zero-turnover games during the 2015 regular season tied for No. 1 in franchise history (since 1933):

Year	Zero-Turnover Games
1t. 2015	8
1t. 2009	8
3. 2014	7

- Green Bay did not turn the ball over in seven games in 2014, **tied for No. 2 in the NFL** (New England-eight, Seattle-seven). For the first time in team history (since 1933), the Packers did not turn the ball over in four straight games in a single season (Weeks 11-14, 2014).
- The Packers' eight zero-turnover games in 2015 and in 2009 are tied for the fourth most in a single regular season in NFL history:

Year	Zero-Turnover Games
1. New England, 2010	11
2t. New York Giants, 2008	9
2t. Pittsburgh, 1994	9
4t. Green Bay, 2015	8
4t. Green Bay, 2009	8
4t. Dallas, 1998	8
4t. Kansas City, 2015	8
4t. New England, 2014	8
4t. New England, 2011	8
4t. Pittsburgh, 2001	8
4t. Seattle, 2005	8

- Green Bay has registered 41 zero-turnover games since 2009, which is **tied for No. 2 in the NFL** over that span:

Team	Zero-Turnover Games Since 2009
1. New England	44
2t. Green Bay	41
2t. San Francisco	41
4. Kansas City	37

- Green Bay is 76-21-1 (.781) in the regular season under McCarthy when it doesn't have a giveaway or turns it over just once. A look at the Packers' record by the number of giveaways they have in a game since 2006:

Giveaways In Game	GB Record Since 2006
None	43-7-1 (.853)
One	33-14 (.702)
Two	22-19 (.537)
Three-plus	6-15 (.286)

PROLIFIC PACKERS

Dating back to 2010, Green Bay has been one of the most productive offenses in the NFL.

- The Packers rank **No. 2 in the NFL** in points per game (27.6), 30-point games (40) and 40-point games (15) over that span.
- A look at Green Bay's regular-season record **since 2006** by point total:

Points Scored	GB Record Since 2006
30-plus	60-5 (.923)
21-29	33-18-1 (.644)
11-20	8-19 (.296)
10 or less	3-12 (.200)



PACKERS AT CARDINALS - NFC DIVISIONAL PLAYOFF

DIFFERENTIAL MAKES A DIFFERENCE

Green Bay finished in the top 10 in the league in turnover differential in six consecutive seasons (2007-12), the only team in the NFL to accomplish that feat over that span.

►Green Bay **tied for No. 10 in the league** this season in turnover differential:

Team	Turnover Margin (2015)
1. Carolina	plus-20
2. Kansas City	plus-14
3. Arizona	plus-9
4. Cincinnati	plus-11
5t. New England	plus-7
5t. New York Giants	plus-7
5t. Seattle	plus-7
8t. Buffalo	plus-6
8t. New York Jets	plus-6
10t. Green Bay , four others	plus-5

►Since the start of the 2014 regular season, the Packers have a plus-19 turnover differential, **tied for No. 2 in the NFL**:

Team	Turnover Margin
1. Carolina	plus-23
2t. Green Bay	plus-19
2t. New England	plus-19
4t. Arizona	plus-17
4t. Houston	plus-17
4t. Seattle	plus-17

►A look at where Green Bay ranks in the category since 2009:

Team	Turnover Margin (Since 2009)
1. New England	plus-104
2. Green Bay	plus-81
3. San Francisco	plus-59

►Green Bay has won or come out even in the turnover battle in 65 of its last 81 regular-season games.

►During the **Mike McCarthy** era (2006-present) the Packers rank **No. 2 in the NFL** in turnover margin:

Team	Turnover Margin
1. New England	plus-129
2. Green Bay	plus-92
3t. Atlanta	plus-36
3t. Carolina	plus-36
3t. Seattle	plus-36

►Green Bay ranked **No. 2 in the league** in 2011 with a plus-24 turnover differential, trailing only San Francisco (plus-28). That mark was tied for No. 2 in franchise history. Two of the top five ratios have come under McCarthy:

Season	Turnover Margin
1. 1943	plus-26
2t. 1941	plus-24
2t. 1965	plus-24
2t. 2009	plus-24
2t. 2011	plus-24

►During McCarthy's tenure, the Packers have a 74-10-1 (.876) regular-season record when they come out ahead in the game in turnover ratio:

Turnover Margin	GB Record Since 2006
minus-3 or worse	0-2 (.000)
minus-2	2-13 (.133)
minus-1	8-17 (.320)
even	20-13 (.606)
plus-1	38-6-1 (.856)
plus-2	17-2 (.895)
plus-3 or better	19-2 (.905)

BREAKING DOWN THE 53

The Packers' 53-man roster is composed of 26 offensive players, 24 defensive players and three specialists.

►According to the Elias Sports Bureau, Green Bay was joined by Tampa Bay and Jacksonville as the only teams in the NFL to have at least two rookie free agents make the opening-day roster each of the last six seasons (2010-15).

►Green Bay's average age on the opening-day roster was 25.23, making it the second-youngest team in the NFL (St. Louis, 24.96).

►Of the 53 players on Green Bay's roster, 35 of them (66.0 percent) were draft picks of the Packers. Dating back to 2009, Green Bay has selected eight players in the first round, seven of which are still on the team.

►Green Bay has 16 players on the roster that began their careers as non-drafted free agents, with 10 of those originally signed by Green Bay.

►Over 40 percent of the players (22 of 53, 41.5 percent) on Green Bay's roster entered the league as a sixth-round or seventh-round pick or as a non-drafted player.

►The Packers have five players on the roster that played in the NFL prior to the 2009 season. Four of those players were draft picks of the Packers (QB **Aaron Rodgers**, WR **James Jones**, K **Mason Crosby** and G **Josh Sitton**) and four have made at least one Pro Bowl (FB **John Kuhn**, Rodgers, LB **Julius Peppers** and Sitton).

►Of the 53 players on the roster, 45 began their pro careers with the Packers (84.9 percent).

►Only 19 of the 53 players on the roster (35.8 percent) were selected in the first three rounds of the draft, with 18 being drafted by the Packers.

►Of the 53 players on the roster, 44 of them (83.0 percent) are 28 years old or younger (as of Jan. 17) and 23 players (43.4 percent) are 24 years old or younger.

GREEN BAY'S ROSTER ...

BY AGE (as of Jan. 17)

21-24	23 players
25-28	21 players
29-32	7 players
33-plus	2 players

BY EXPERIENCE

R-1	11 players
2-3	17 players
4-5	7 players
6-9	14 players
10-plus	3 players

BY DRAFT ROUND

1st	9 players
2nd/3rd	9 players
4th/5th	12 players
6th/7th	7 players
Undrafted	16 players



PACKERS AT CARDINALS - NFC DIVISIONAL PLAYOFF

TAKE IT AWAY NOW

A key component to a good defense is forcing turnovers. It has been a focal point of the Packers defense for years and it has continued this season.

- Green Bay had 22 takeaways during the 2015 regular season, recording at least one in 15 of 16 games.
- The Packers were one of three teams to register one or more takeaways in a league-best 15 games this season (Carolina, Cincinnati).
- Including playoffs, the Packers have recorded one or more takeaways in 40 of the last 42 games.
- Dating back to 2014, the Packers are **tied for No. 4 in the NFL** in takeaways during the regular and postseason:

Team	Takeaways (Since 2014)
1. Carolina	68
2. Arizona	61
3. Houston	60
4. Cincinnati	57
5t. Green Bay	56
5t. Pittsburgh	56
7t. Buffalo	55
7t. Seattle	55
9t. Indianapolis	54
9t. Denver	54
9t. New York Giants	54
9t. Philadelphia	54

- Under the guidance of defensive coordinator Dom Capers, the Packers have forced 204 turnovers during the regular season, **No. 5 in the NFL since 2009**:

Team	Takeaways (Since 2009)
1. New England	216
2. New York Giants	212
3. Carolina	208
4. Chicago	207
5. Green Bay	204

- Green Bay recorded four interceptions in a Week 5 victory over the St. Louis Rams, the Packers' first four-interception game since Sept. 13, 2012, vs. Chicago.
- The Packers registered 16 interceptions during the 2015 regular season, **No. 9 in the NFL**.
- Rookie CBs **Damarious Randall** and **Quinten Rollins** each returned an INT for a touchdown during the regular season, marking the first time the Packers had two rookies/first-year players post INT returns for TDs in the same season since 1921 (Nate Abrams, Billy DuMoe).
- The Packers have a **66-18 record** (.786) when they record **at least two takeaways** in a game under Head Coach **Mike McCarthy**. A look at the Packers' record by the number of takeaways since 2006:

Takeaways In Game	GB Record Since 2006
None	4-16 (.200)
One	34-21-1 (.616)
Two	30-11 (.732)
Three-plus	36-7 (.837)

TAKING CARE OF THE BALL

Since taking over as the starter in 2008, QB **Aaron Rodgers** has been one of the best in the league when it comes to limiting interceptions. He threw eight during the 2015 regular season (**tied for No. 6 in the NFL**, min. 300 att.) and **ranked No. 1 in the NFL** during the 2014 regular season with five interceptions, the third fewest in a single regular season (min. 250 att.) in Packers history.

- Rodgers finished the 2014 regular season with the fewest interceptions of his career since taking over as the starter in 2008:

Year	Interceptions	GP
1. 2014	5	16
2t. 2011	6	15
2t. 2013	6	9

- Rodgers set NFL records with 494 pass attempts and 44 touchdown passes (586 and 49 including playoffs) at home without an interception. The streak lasted from Dec. 2, 2012, to Oct. 11, 2015.
- Rodgers posted six consecutive zero-interception games during the 2014 regular season (Weeks 2-7), matching Bart Starr's franchise record of six (min. 15 attempts a game) set in 1964.
- Rodgers (four, 2014), along with Patriots QB Tom Brady (four, 2007) and Seahawks QB Russell Wilson (five, 2015) are the only players in NFL history to register four or more consecutive three-touchdown/zero-interception games in a single season. His eight overall in 2014 also tied Brady (2007) for the most during a single regular season.
- Rodgers' ranks **No. 1 in NFL history** in career INT percentage (min. 1,500 attempts):

Quarterback	Career INT Pct.
1. Aaron Rodgers, GB	1.6
2. Tom Brady, NE	1.9

- Rodgers also ranks **No. 1 in league annals** in career TD/INT ratio:

Quarterback	TD/INT Ratio
1. Aaron Rodgers, GB	3.95 (257/65)
2. Russell Wilson, SEA	3.12 (106/34)

- Rodgers holds three of the four lowest interception-percentage marks (min. 200 attempts) in a season in team history:

Quarterback	Season INT Pct.
1. Aaron Rodgers, 2014	0.96 (5 INTs, 520 att.)
2t. Aaron Rodgers, 2011	1.20 (6 INTs, 502 att.)
2t. Bart Starr, 1966	1.20 (3 INTs, 251 att.)
4. Aaron Rodgers, 2009	1.29 (7 INTs, 541 att.)

- Rodgers leads the NFL with 69 zero-INT games (min. 15 att.) since 2008:

Quarterback	Zero-INT Games
1. Aaron Rodgers, GB	69
2. Tom Brady, NE	64

- In Week 5, Rodgers finished a streak of 197 consecutive passes without an interception, the **fourth-longest streak** in franchise history:

Quarterback	Cons. Att. W/O An INT
1. Bart Starr, 1964-65	294
2. Aaron Rodgers, 2014	212
3. Aaron Rodgers, 2014	202
4. Aaron Rodgers, 2014-15	197



PACKERS AT CARDINALS - NFC DIVISIONAL PLAYOFF

AT THE HELM

Having led Green Bay to the playoffs in eight of his 10 seasons as head coach, **Mike McCarthy** is joined by Vince Lombardi and Mike Holmgren as the only coaches to guide the Packers to a Super Bowl win with a victory over Pittsburgh in Super Bowl XLV.

► McCarthy guided the Packers to a franchise-record fourth consecutive division title in 2014.

► With a win at Tampa Bay in Week 16 of the 2014 season, McCarthy passed Lombardi for the No. 2 spot in team history as far as overall victories:

<u>Coach</u>	<u>Overall Wins</u>
1. Curly Lambeau, 1921-49	212
2. Mike McCarthy, 2006-15	112
3. Vince Lombardi, 1959-67	98
4. Mike Holmgren, 1992-98	84

► The 112 overall wins are the most in the NFC and the third most in the NFL since 2006 (NE 134 and IND 112). McCarthy reached 100 career wins (including playoffs) in just his 155th game. He was the fastest to reach 100 wins in the NFL since George Seifert in 1996 (132 games).

► McCarthy reached 100 overall wins faster than any active NFL coach:

<u>Coach</u>	<u>Games Needed For 100 Overall Wins</u>
1. Mike McCarthy, GB	155
2. Andy Reid, PHI/KC	165
3. Bill Belichick, CLE/NE	172

► McCarthy recorded his third regular season with 12-plus wins in 2014 (2007, 2011), passing Curly Lambeau (1929, 1931), Lombardi (1962, 1966), Holmgren (1996-97) and Mike Sherman (2001-02) for the most by a coach in franchise history.

► McCarthy has guided the Packers to five seasons with 11-plus wins (2007, 2009, 2011-12, 2014), passing Lombardi (1961-63, 1966) and Holmgren (1995-98) for the **most by a coach in franchise history**.

► McCarthy's seven regular seasons with 10-plus wins are a franchise record (since 1921).

► In Week 12 of the 2014 season, McCarthy registered his 90th career regular-season win, passing Lombardi (89) for the second most in franchise history (Lambeau, 209).

► McCarthy joined Pittsburgh's Bill Cowher (2005) as the only Super Bowl-winning coaches to lead their respective teams to three road wins as the No. 6 seed in the postseason en route to a world title.

► Including playoffs, McCarthy has a 112-61-1 record since taking over as head coach in 2006, a .647 winning percentage that ranks **No. 2 among current NFL head coaches** (minimum 75 games):

<u>Coach</u>	<u>Winning Pct.</u>
1. Bill Belichick, CLE/NE	.668 (245-122)
2. Mike McCarthy, GB	.647 (112-61-1)
3. Mike Tomlin, PIT	.636 (98-56)

► McCarthy coached in his 134th game in Week 13 at Detroit in 2013 (including playoffs), moving him past Bart Starr for No. 2 in team history:

<u>Coach</u>	<u>Overall Games</u>
1. Curly Lambeau, 1921-49	339
2. Mike McCarthy, 2006-14	174
3. Bart Starr, 1975-83	133

► In the Week 6 victory over the San Diego Chargers, McCarthy earned the 100th regular-season win of his career in just his 150th game, making him the seventh-fastest coach in NFL history and the fastest current NFL coach to reach the 100-win plateau:

<u>Coach (Current)</u>	<u>Games Needed For 100 Regular-Season Wins</u>
1. Mike McCarthy, GB	150
2. Andy Reid, PHI/KC	164
3. Bill Belichick, CLE/NE	177
4. John Fox, CAR/DEN	182
5. Tom Coughlin, JAX/NYG	186

► Since McCarthy took over in 2006, the Packers rank **No. 2 in the NFL** in regular-season winning percentage:

<u>Team</u>	<u>Winning Pct.</u>
1. New England	.775 (124-36)
2. Green Bay	.653 (104-55-1)
3. Indianapolis	.650 (104-56)

WINNING WAYS

With a win in Week 15 at Chicago in 2012, Green Bay posted its fourth straight 10-win season, tying a franchise record that was done three other times in club annals (1929-32, 1995-98, 2001-04).

► A victory vs. Tennessee in Week 16 brought the Packers' win total to 47 from 2009-12, which ranks second in franchise history for a four-year period:

<u>Seasons</u>	<u>Regular-Season Wins</u>
1. 1995-98	48
2. 2009-12	47
3. 1994-97	46

► Green Bay's six 10-win regular seasons since 2009 are No. 2 in the NFL behind New England's seven.

► A look at the top regular-season win totals in the league since 2009:

<u>Team</u>	<u>Regular-Season Wins (Since 2009)</u>
1. New England	85
2. Green Bay	77
3t. Denver	70
3t. Pittsburgh	70
5. New Orleans	69

► The Packers are the only NFC team and one of two teams in the league (New England) to make the playoffs each of the past seven seasons (2009-15).

► Including playoffs, the Packers have won 84 games since 2009, which ranks **No. 2 in the league** over that span:

<u>Team</u>	<u>Total Wins (Since 2009)</u>
1. New England	92
2. Green Bay	84
3t. Baltimore	74
3t. New Orleans	74



PACKERS AT CARDINALS - NFC DIVISIONAL PLAYOFF

AMONG THE LEADERS

After an MVP season in 2014, QB **Aaron Rodgers** performed well this season.

- ▶ Rodgers finished the regular season **No. 2 in the NFL** with seven games this season with two-plus touchdown passes and zero INTs (New England QB Tom Brady, nine).
- ▶ His 13 games (min. 15 attempts) without an interception in 2014 were the third most in a regular season in NFL history. He had nine this regular season, **tied for No. 3 in the NFL** (NE QB Tom Brady, 10 / KC QB Alex Smith, 11).
- ▶ Rodgers recorded 11 touchdown passes and zero interceptions through the first four contests of the 2015 regular season to become just the third QB in NFL history to throw 11-plus touchdown passes with zero interceptions in the first four games of a season (Peyton Manning, 16/0 in 2013; Don Meredith, 14/0 in 1966).
- ▶ Rodgers reached 30 passing touchdowns (31) during the regular season for the fifth time in his career. He ranks second in team history behind Brett Favre's eight. Rodgers' five 30-plus passing touchdown seasons since 2009 are tied for the second most in the NFL over that time span (NE Tom Brady and IND/DEN Peyton Manning, five / NO Drew Brees, seven).
- ▶ Rodgers was one of three NFL quarterbacks to throw for 30-plus touchdowns and fewer than 10 interceptions during the 2015 regular season:

<u>Quarterback</u>	<u>Passing TDs</u>	<u>Interceptions</u>
1. Tom Brady, NE	36	7
2. Russell Wilson, SEA	34	8
3. Aaron Rodgers, GB	31	8

- ▶ Below is where Rodgers ranked among the league leaders in several categories for the 2015 regular season (min. 300 att.):

<u>Quarterback</u>	<u>TD/INT Ratio (2015)</u>
1. Tom Brady, NE	5.14
2. Russell Wilson, SEA	4.25
3. Aaron Rodgers, GB	3.88
4. Andy Dalton, CIN	3.57

<u>Quarterback</u>	<u>INT Percentage (2015)</u>
1. Tom Brady, NE	1.1
2. Aaron Rodgers, GB	1.4
3. Alex Smith, KC	1.5
4. Tyrod Taylor, BUF	1.6

<u>Quarterback</u>	<u>25-Plus-Yard Passes (2015)</u>
1t. Aaron Rodgers, GB	39
1t. Blake Bortles, JAX	39
3. Tom Brady, NE	38
4. Drew Brees, NO	36

<u>Quarterback</u>	<u>Rushing Yards (2015)</u>
1. Cam Newton, CAR	636
2. Tyrod Taylor, BUF	568
3. Russell Wilson, SEA	553
4. Alex Smith, KC	498
5. Aaron Rodgers, GB	344

- ▶ Dating back to 1921, Rodgers is tied for the most regular seasons with 30-plus touchdowns and less than 10 interceptions (according to pro-football-reference.com):

<u>Player</u>	<u>Seasons With 30-Plus TD Passes/Less Than 10 INTs</u>
1t. Aaron Rodgers, GB	5
1t. Tom Brady, NE	5
3t. Six players	1

- ▶ Rodgers owns three of the top four single-season totals in touchdown passes in franchise history:

<u>Player</u>	<u>TD Passes</u>
1. Aaron Rodgers, 2011	45
2t. Aaron Rodgers, 2012	39
2t. Brett Favre, 1996	39
4t. Aaron Rodgers, 2014	38
4t. Brett Favre, 1995	38

- ▶ A look at where Rodgers ranks in the NFL in several categories **since 2011** (min. 600 attempts):

<u>Quarterback</u>	<u>Passer Rating (Since 2011)</u>
1. Aaron Rodgers, GB	107.9
2. Drew Brees, NO	101.9
3. Russell Wilson, SEA	101.8

<u>Quarterback</u>	<u>TD Passes (Since 2011)</u>
1. Drew Brees, NO	193
2. Aaron Rodgers, GB	170
3. Tom Brady, NE	167

<u>Quarterback</u>	<u>Yards/Attempt (Since 2011)</u>
1. Aaron Rodgers, GB	8.08
2. Russell Wilson, SEA	8.05
3. Peyton Manning, IND/DEN	7.89

<u>Quarterback</u>	<u>Completion Pct. (Since 2011)</u>
1. Drew Brees, NO	68.0
2. Peyton Manning, IND/DEN	66.5
3. Tony Romo, DAL	66.3
4. Matt Ryan, ATL	66.0
5. Philip Rivers, SD	65.8
6. Aaron Rodgers, GB	65.5

<u>Quarterback</u>	<u>TD/INT Ratio (Since 2011)</u>
1. Aaron Rodgers, GB	5.15 (170/33)
2. Tom Brady, NE	3.55 (167/47)
3. Russell Wilson, SEA	3.12 (106/34)

<u>Quarterback</u>	<u>Yards/Completion (Since 2011)</u>
1. Cam Newton, CAR	12.68
2. Carson Palmer, OAK/ARI	12.49
3. Brian Hoyer, NE/ARI/CLE/HOU	12.45
4. Russell Wilson, SEA	12.44
5. Aaron Rodgers, GB	12.34



PACKERS AT CARDINALS - NFC DIVISIONAL PLAYOFF

A RATINGS SUCCESS

Since taking over as the starter in 2008, **QB Aaron Rodgers** is **tied for No. 2 in the NFL** in 100-plus passer rating games during the regular season (min. 15 attempts) over that span:

<u>Quarterback</u>	<u>100-Rating Games (Since '08)</u>
1. Drew Brees, NO	67
2. Aaron Rodgers, GB	66
3. Philip Rivers, SD	59

► A look at where Rodgers ranks in the NFL **since 2011** (min. 15 att.):

<u>Quarterback</u>	<u>100-Rating Games</u>
1. Drew Brees, NO	43
2. Aaron Rodgers, GB	41
3. Tom Brady, NE	39

► Rodgers is **No. 1 in the NFL** since the start of the 2014 regular season (min. 15 att.) with seven games with a passer rating over 130.0:

<u>Quarterback</u>	<u>130-Rating Games (Since 2014)</u>
1. Aaron Rodgers, GB	7
2. Tony Romo, DAL	6

► Since 2011, Rodgers **leads the NFL** in games with a passer rating of at least 130.0 (min. 15 att.):

<u>Quarterback</u>	<u>130-Rating Games (Since 2011)</u>
1. Aaron Rodgers, GB	18
2. Drew Brees, NO	14
3. Tony Romo, DAL	12
4. Peyton Manning, DEN	11

PUTTING UP THE POINTS

Dating back to 2014, QB **Aaron Rodgers** is **tied for No. 1 in the league** in the regular season in both touchdown passes (69) and ranks No. 2 in touchdown percentage (6.3).

► Rodgers has recorded at least three touchdown passes in 11 regular season games since the start of last season, **No. 2 in the NFL**:

<u>Player</u>	<u>Games With 3+ Passing TDs (Since 2014)</u>
1. Philip Rivers, SD	12
2. Aaron Rodgers, GB	11
3t. Tom Brady, NE	10
3t. Drew Brees, NO	10
3t. Eli Manning, NYG	10

► Since becoming the starter in 2008, he has 46 games with at least three touchdown passes during the regular season, **No. 2 in the league** over that span:

<u>Player</u>	<u>Games With 3+ Passing TDs (Since 2008)</u>
1. Drew Brees, NO	53
2. Aaron Rodgers, GB	46

TAKING HIS PLACE AMONG THE GAME'S BEST

Rodgers surpassed the 1,500-attempt plateau for his career in 2010, the benchmark to qualify for passer rating in the NFL record book.

► Rodgers ranks **No. 1 in NFL history** in career passer rating:

<u>Quarterback</u>	<u>Career Passer Rating</u>
1. Aaron Rodgers, GB	104.1
2. Russell Wilson, SEA	101.8
3. Tony Romo, DAL	97.1
4. Steve Young, TB/SF	96.8
5. Peyton Manning, IND/DEN	96.5

► In 119 career regular-season starts, Rodgers has eclipsed the century mark in passer rating 66 times and recorded 43 games of 300-plus yards.

► Rodgers went over the 30,000-yard passing mark for his career in Week 6 vs. San Diego. He reached the mark on his 3,652nd attempt, the fewest attempts needed in NFL history, as he bested the previous record held by QB Johnny Unitas (3,695 attempts).

► Rodgers reached the mark in his 116th career game, the fourth fewest in NFL history.

► Rodgers reached 250 touchdown passes in Week 12. He did in his 121st career game, surpassing MIA QB Dan Marino (128) for the NFL record.

► Where Rodgers ranks among active NFL quarterbacks **since he took over as the starter in 2008** (min. 1,000 attempts):

<u>Quarterback</u>	<u>Passing Yards (Since 2008)</u>
1. Drew Brees, NO	39,714
2. Philip Rivers, SD	34,759
3. Eli Manning, NYG	32,806
4. Matt Ryan, ATL	32,757
5. Aaron Rodgers, GB	32,070
<u>Quarterback</u>	<u>Passing TDs (Since 2008)</u>
1. Drew Brees, NO	294
2. Aaron Rodgers, GB	256
3. Philip Rivers, SD	237
<u>Quarterback</u>	<u>Passer Rating (Since 2008)</u>
1. Aaron Rodgers, GB	104.6
2. Russell Wilson, SEA	101.8
3. Drew Brees, NO	100.5
<u>Quarterback</u>	<u>Yards/Attempt (Since 2008)</u>
1. Russell Wilson, SEA	8.05
2. Aaron Rodgers, GB	8.04
3. Philip Rivers, SD	7.92
<u>Quarterback</u>	<u>INT Percentage (Since 2008)</u>
1. Tom Brady, NE	1.5
2. Aaron Rodgers, GB	1.6
3. Alex Smith, SF/KC	1.8
<u>Quarterback</u>	<u>25-Yard Passes (Since 2008)</u>
1. Drew Brees, NO	299
2. Aaron Rodgers, GB	284
3. Eli Manning, NYG	261
4. Philip Rivers, SD	259
<u>Quarterback</u>	<u>Rushing Yards (Since 2008)</u>
1. Cam Newton, CAR	3,207
2. Russell Wilson, SEA	2,430
3. Michael Vick, PHI/NYJ	2,250
4. Aaron Rodgers, GB	2,128



PACKERS AT CARDINALS - NFC DIVISIONAL PLAYOFF

GROUP EFFORT

The Green Bay Packers used many players from numerous positions in the passing game during the 2015 regular season.

- Green Bay was **one of two teams in the NFL** (Arizona Cardinals) to have three players with six or more receiving touchdowns:

Player	Receiving TDs (2015)
WR James Jones	8
TE Richard Rodgers	8
WR Randall Cobb	6

- The Packers had four players with 50-plus receptions for only the third time (1983, 2002) since 1940.
- Dating back to 1960, it was the fifth time (2011, 1998, 1995, 1980) the Packers had five players with 390-plus receiving yards each in a season:

Player	Receptions	Receiving Yards
WR James Jones	50	890
WR Randall Cobb	79	829
TE Richard Rodgers	58	510
WR Davante Adams	50	483
RB James Starks	43	392

- Green Bay had five receivers with 50-plus yards against the Lions in Week 10, the first time doing so since the 2011 finale vs. Detroit. It was also the first time with QB **Aaron Rodgers** as the starter.
- WR **Randall Cobb** set a single-game career high with three touchdown receptions in Week 3 vs. KC. It was the most by a Packers receiver since WR **James Jones** caught three at Chicago on Dec. 16, 2012.
- Jones led the team with a career high 890 receiving yards on 50 receptions, his fourth straight regular season with 50-plus receptions.
- Jones **tied for No. 4 in the NFL** with five touchdown receptions of 25-plus yards during the 2015 regular season:

Player	25-Plus Yard TD Receptions
1t. Odell Beckham Jr., NYG	6
1t. Brandin Cooks, NO	6
1t. Michael Crabtree, OAK	6
4t. James Jones, GB	5
4t. Doug Baldwin, SEA	5
4t. Reuben Randle, NYG	5

- Dating back to 1960, Cobb and Jones joined Carroll Dale (1968), Keith Jackson (1996), James Lofton (1983) and Ed West (1989) as the only Packers to record four receiving touchdowns in the team's first three games of a season.
- For the fourth time in his career (2011, twice in 2012) Jones recorded a touchdown reception in three consecutive games (Weeks 1-3).
- TE **Richard Rodgers** recorded a career-best two touchdown receptions against the Carolina Panthers in Week 9, the most by a Green Bay tight end since Jermichael Finley recorded three on Sept. 25, 2011, at Chicago.
- It marked just the eighth time since 2000 that a Packers tight end registered multiple touchdown receptions in a regular-season game.

- In Week 13 at Detroit, Rodgers set a franchise record for the most receiving yards by a tight end in a regular-season game, recording eight receptions for 146 yards (18.3 avg.) and one touchdown, a 61-yarder to win the game with no time left on the clock.
- With 58 receptions during the regular season, Rodgers became just the fourth Green Bay tight end to reach 55 receptions in one season:

Player	Receptions
Richard Rodgers, 2015	58
Jermichael Finley, 2012	61
Jermichael Finley, 2011	55
Jermichael Finley, 2009	55
Jackie Harris, 1992	55
Paul Coffman, 1981	55
Paul Coffman, 1979	56

- Rodgers finished **No. 5 among NFL tight ends** in touchdown receptions in 2015:

Player	Receiving TDs
1. Tyler Eifert, CIN	13
2t. Rob Gronkowski, NE	11
2t. Jordan Reed, WAS	11
4. Gary Barnidge, CLE	9
5. Richard Rodgers, GB	8
6. Greg Olsen, CAR	7

- Dating back to 1960, Rodgers' eight touchdown receptions during the 2015 regular season **tied for the fifth most among Packers tight ends** in a single season (according to STATS LLC):

Player	Receiving TDs
1. Paul Coffman, 1983	11
2. Keith Jackson, 1996	10
3t. Paul Coffman, 1984	9
3t. Bubba Franks, 2001	9
5t. Richard Rodgers, 2015	8
5t. Jermichael Finley, 2011	8

- Rodgers has 10 career receiving touchdowns. According to the Elias Sports Bureau, that is **tied for the most by a Packers tight end** in the first two seasons of his career, dating back to 1970:

Player	Receiving TDs	GP/GS
1t. Richard Rodgers, 2015	10	32/17
1t. Bubba Franks, 2000-01	10	32/27
3t. Jermichael Finley, 2008-09	6	27/11
3t. Rich McGeorge, 1970-71	6	28/14
5. Ed West, 1984-85	5	32/0

- TE **Justin Perillo** registered a career-high five catches for a career-best 58 yards (11.6 avg.) in Week 10 against Detroit, including the first touchdown grab of his career.



PACKERS AT CARDINALS - NFC DIVISIONAL PLAYOFF

THE GROUND GAME

The combination of RBs **Eddie Lacy** and **James Starks** led a rushing attack that rushed for 120-plus yards in eight regular-season games, **tied for No. 6 in the NFL** in 2015:

Year	Games With 120-Plus Rushing Yards (2015)
1. Carolina	12
2. Buffalo	11
3. Minnesota	10
4t. Seattle	9
4t. Tampa Bay	9
6t. Green Bay , four others	8

- Lacy (758) and Starks (601) gave the Packers two players with 600-plus rushing yards in the same season for the first time since 1985 (Jessie Clark-633 / Eddie Lee Ivery-636).
- Green Bay was **one of four teams in the NFL** with two players recording 600-plus rushing yards during the 2015 regular season (Carolina, Cincinnati and Denver).
- With 3,075 rushing yards, Lacy is **one of only two players in team history** (RB John Brockington, 3,276) to rush for 3,000-plus yards in his first three seasons in the NFL.
- The Packers have recorded 25-plus carries and 100-plus yards 20 times in the last 28 regular-season games (Weeks 5-8, 10-17 of 2014 and Weeks 1-4, 11-15 of 2015), averaging at least 4 yards a carry 14 times during that span.
- Dating back to the 2013 regular season, Green Bay is 21-5 in the last 26 games it ran the ball at least 25 times, including 18-4 since the start of the 2014 regular season. The Packers are 81-18-1 under Head Coach **Mike McCarthy** when running the ball 25-plus times.
- In Weeks 11-12, Lacy recorded back-to-back 100-yard rushing games for the first time in his career (100 and 105 yards).
- Lacy recorded a season-best 124 yards on 24 carries (5.2 avg.) in Week 14. It fueled a rushing attack that produced 230 yards on 44 carries (5.2 avg.), the most rushing yards by the Packers in a regular-season game since Nov. 29, 2004, vs. St. Louis (231 yards on 28 carries).
- In Week 14 against Dallas, Lacy also matched career highs by rushing for nine first downs (at MIN, Nov. 23, 2014) and recording five runs of 10-plus yards (at DAL, Dec. 15, 2013 / vs. MIN, Oct. 2, 2014).
- Starks set a career high with 993 yards from scrimmage during the 2015 regular season, surpassing the 794 he recorded in 2011.
- Starks was one of only five players in the NFL in 2015 with 600-plus rushing yards and 390-plus receiving yards (Devonta Freeman, Lamar Miller, Mark Ingram, Giovani Bernard).
- Starks put together two of the finest rushing games of his career in 2015. In Week 2, he carried the ball 20 times for 95 yards (4.8 avg.), and in Week 6, he racked up 112 yards on just 10 carries (11.2 avg.), becoming the first Packers player to rush for 100-plus yards on 10 or fewer carries since RB Brandon Jackson at Washington on Oct. 10, 2010 (115 yards on 10 carries).

- Starks' average of 11.2 yards per carry against San Diego was the second highest in a game by an NFL back this season (min. 10 att.).

Player	Yards Per Carry
1. Lamar Miller, MIA vs. HOU	12.5 (175 on 14 car.)
2. James Starks, GB vs. SD	11.2 (112 on 10 car.)
3. Mark Ingram, NO at IND	10.2 (143 on 14 car.)

- In Week 6, Starks registered the longest run of his career, a 65-yard touchdown that was also the longest by a Green Bay player since RB DeShawn Wynn's 73-yard touchdown vs. Detroit on Dec. 28, 2008. Starks also recorded a 5-yard touchdown reception against San Diego, giving him the first two touchdown game of his career and becoming the first Packer to post a 50-yard touchdown run and a touchdown reception in the first quarter of a game since RB Dorsey Levens did so at Indianapolis on Nov. 16, 1997.
- Starks set new career bests in receptions (43), receiving yards (392) and touchdown receptions (three) during the 2015 regular season.

RACKING UP POINTS

K **Mason Crosby** is moving his way up the record books.

- Crosby passed Ryan Longwell in Week 2 to become the franchise career points leader:

Player	Career Points
1. Mason Crosby, 2007-15	1,145
2. Ryan Longwell, 1997-2004	1,054
3. Don Hutson, 1935-45	823

- In Week 6, Crosby (296) eclipsed Longwell (277) for the most field goal attempts in Packers' history.
- Crosby (1,255) passed Longwell (1,119) for the most points scored in the regular and postseason combined in franchise history.
- Crosby recorded 108 points during the 2015 regular season, giving him the ninth 100-point season of his career and passing Ryan Longwell (1997-2004) for the franchise record.
- In Week 11, he tied the single-game team record with five field goals and became the first player in NFL history to have five field goals of 40-plus yards in a game. In the same game, Crosby connected on a 52-yard field goal, extending his career franchise record for the most 50-yard FGs to 26.
- Crosby was one of five players (min. 25 att.) to connect on all extra points during the 2015 regular season. Among those five, his 36 attempts were the second most (NE Stephen Gostkowski, 52-52).
- Including 2013, Crosby made 19 consecutive field goals in the regular season, until his final kick against the Bears was blocked in Week 4 of 2014. He now owns the two longest consecutive field-goal streaks in franchise history (23 straight from 2010-11).
- Dating back to the 2013 regular season, Crosby made at least one FG in 17 consecutive regular-season games before not getting an attempt in Week 3 at Detroit last year. It is the longest streak in team history.

Player	Consec. Games/FG
1. Mason Crosby, 2013-14	17
2. Ryan Longwell, 2004-05	15



PACKERS AT CARDINALS - NFC DIVISIONAL PLAYOFF

CLAY FINDS HIS WAY TO THE BALL

LB **Clay Matthews'** impact on opposing offenses continues to be felt beyond sacks due to the multiple positions he plays.

- In 2015, Matthews was selected to his sixth Pro Bowl and first as an inside linebacker after recording 6.5 sacks (second on the team), 15 QB hits (No. 1 on the team), and a career high 85 tackles (No. 2 on the team). He was also one of three players (Micah Hyde, Sam Shields) on the team to have an interception and a fumble recovery.
- It was the seventh consecutive season he recorded six or more sacks, **tied for the most** six-plus-sack seasons in the NFL since 2009:

Player	Six-Plus-Sack Seasons (Since 2009)
1t. Clay Matthews, GB	7
1t. Julius Peppers, CAR/CHI/GB	7
1t. DeMarcus Ware, DAL/DEN	7
1t. Tamba Hali, KC	7
5t. Five players	6

- Dating back to 2010, Matthews (2010, 2011, 2014) and teammate LB **Julius Peppers** (2010, 2013, 2014) are the only players in the NFL to register at least one interception, one forced fumble and five sacks in three separate seasons.
- From Week 8 of 2014 to the end of the 2015 regular season, Matthews is **tied for No. 10 in the NFL** in sacks over that span (16).
- Matthews, Peppers and Panthers DE Jared Allen are the only players in the NFL with five-plus interceptions and 45-plus sacks since 2009. Matthews has six interceptions and 67.5 sacks, Peppers has seven interceptions and 65.5 sacks and Allen has five interceptions and 78.5 sacks.
- His 67.5 sacks since entering the NFL in 2009 are **tied for No. 6 in the league** over that span:

Player	Sacks (Since 2009)
1. DeMarcus Ware, DEN	81.0
2. Jared Allen, MIN/CHI/CAR	78.5
3. J.J. Watt, HOU	74.5
4t. Elvis Dumervil, DEN/BAL	70.0
4t. Cameron Wake, MIA	70.0
6t. Clay Matthews, GB	67.5
6t. Tamba Hali, KC	67.5

- Matthews is **tied for No. 1 in team history** in 10-sack seasons and is **No. 4** in two-sack games:

Player	10-Sack Seasons
1t. Clay Matthews, 2009-10, 2012, 2014	4
1t. Reggie White, 1993, 1995, 1997-98	4
1t. Kabeer Gbaja-Biamila, 2001-04	4

Player	Two-Sack Games
1. Reggie White, 1993-98	16
2. Kabeer Gbaja-Biamila, 2000-08	15
3. Tim Harris, 1986-90	14
4. Clay Matthews, 2009-15	13

- Matthews ranks **No. 3 in team history** with 67.5 career sacks (games played in parentheses):

Player	Career Sacks
1. Kabeer Gbaja-Biamila, 2000-08	74.5 (124)
2. Reggie White, 1993-98	68.5 (95)
3. Clay Matthews, 2009-15	67.5 (101)

STILL GOING STRONG

Packers LB **Julius Peppers** continues to show that age is just a number. He registered a team-high 10.5 sacks during the 2015 regular season.

- Marked his ninth season with 10-plus sacks, which tied John Randle for the fourth-most 10-sack seasons since 1982 (Bruce Smith, 13 / Reggie White, 12 / Kevin Greene, 10).
- Peppers recorded a half sack or more in nine 2015 regular season games, which **tied for the fifth most in the NFL**.

Player	Games With 0.5 Sacks
1. Ezekiel Ansah, DET	11
2t. Geno Atkins, CIN	10
2t. Von Miller, DEN	10
2t. J.J. Watt, HOU	10
5t. Julius Peppers, GB, three others	9

- Dating back to the 2014 season, he has 15.0 sacks in the last 21 games (including playoffs).
- Peppers is **tied for No. 1 among active players** with 136.0 career sacks during the regular season:

Player	Career Sacks
1t. Julius Peppers (CAR/CHI/GB)	136.0
1t. Jared Allen (KC/MIN/CHI/CAR)	136.0
3. DeMarcus Ware (DAL/DEN)	134.5
4. Dwight Freeney (IND/SD/ARI)	119.5
5. Robert Mathis (IND)	118.0

- Peppers is tied with Jared Allen for **No. 9 in NFL history** with 136.0 career sacks (since 1982).
- Peppers recorded a sack and forced fumble on Detroit QB Matthew Stafford in Week 13. According to STATS LLC, he ranks **No. 5 in the NFL** in forced fumbles since 1994:

Player	Career Forced Fumbles
1t. John Abraham (NYJ/ATL/ARI)	48
1t. Jason Taylor (MIA/WAS/NYJ)	48
3t. Dwight Freeney (IND/SD/ARI)	47
3t. Robert Mathis (IND)	47
5. Julius Peppers (CAR/CHI/GB)	45

- Peppers is the first player in NFL history with 100 career sacks and four interception returns for touchdowns. In 2014, he became the first linebacker in Packers' history to post two interception returns for touchdowns in the same season.
- Peppers is the **only player in NFL history** to register at least 10 interceptions and 100.0 sacks (since 1982):

Player	Career INTs	Career Sacks
1. Julius Peppers	11	136.0
2. Lawrence Taylor	9	132.5



PACKERS AT CARDINALS - NFC DIVISIONAL PLAYOFF

CONTINUAL IMPACT

In his young career, DT **Mike Daniels** has seen his playing time steadily increase as well as his production. After playing in 14 games as a rookie in 2012, he has played in every game since the start of the 2013 season. He led Green Bay's defensive line with 5.5 sacks and was the team leader in quarterback hits (19) and pressures (22) during the 2014 regular season.

► In 2015, Daniels led the Packers' defensive line in tackles (67) and sacks (four). He finished third on the team with 13 QB hits.

► In Week 5 versus St. Louis, he tied for the team lead with a career-best nine tackles (eight solo).

► Daniels registered his first career interception in Week 16 at Arizona, returning it 23 yards. According to STATS LLC, it was the first interception by a Packers DT since Cullen Jenkins on Oct. 18, 2009. Dating back to 1960, his 23-yard interception return was the longest by a Green Bay DT on an interception.

► Daniels is third on the Packers with 16.0 sacks since the start of the 2013 season (Peppers-17.5 / Matthews-25.0). His 16.0 sacks are **tied for No. 8 among NFL defensive tackles** over that span, according to STATS LLC:

Player	Sacks 2013-15
1. Gerald McCoy, TB	26.5
2. Jurrell Casey, TEN	22.5
3t. Geno Atkins, CIN	20.0
3t. Aaron Donald, STL	20.0
3t. Ndamukong Suh, DET/MIA	20.0
6. Marcell Dareus, BUF	19.5
7. Kyle Williams, BUF	17.0
8t. Mike Daniels, GB	16.0
8t. Kawann Short, CAR	16.0

STIFLING SIGNAL-CALLERS

Since 2009, opposing quarterbacks have completed 2,279 of 3,926 passes (58.0 percent) for 27,655 gross yards and 174 touchdowns with 148 interceptions against the Packers in the regular season. The 78.9 passer rating registered by opposing signal-callers over that span ranks **No. 2 in the NFL**:

Team	Opp. Passer Rating (Since 2009)
1. Cincinnati	78.8
2. Green Bay	78.9
3. Seattle	79.0
4. New York Jets	79.1
5. Buffalo	80.0

► Green Bay has held opposing starting quarterbacks to a passer rating of less than 80 in 53 of 112 games since 2009, including 14 of its last 32 games. The Packers have a **48-5 mark (.906)** in those contests.

► During the 2015 regular season, the Packers ranked **No. 7 in the NFL** in opponent passer rating (80.1).

► A look at the Packers' record by opponent passer rating since 2009:

Passer Rating	GB Record Since 2009
Less than 70	36-4 (.900)
70-79	11-1 (.917)
80-89	16-6 (.727)
90-99	3-7 (.300)
100-plus	11-16-1 (.411)

DEFENSE SHIELD

The Packers' secondary is led by veteran cornerback **Sam Shields**, who earned his first trip to the Pro Bowl after the 2014 season.

► With three interceptions during the regular season (tied for the team high), Shields has registered multiple interceptions in each season from 2010-15.

► In 2015, he recorded interceptions in back-to-back games for the first time in his career (Weeks 3-4).

► Including playoffs, Shields is **tied for No. 2 in the NFL** among active players in interceptions since 2010:

Player	Interceptions (Since 2010)
1. Richard Sherman, SEA	28
2t. Sam Shields, GB	23
2t. Reggie Nelson, CIN	23
2t. Earl Thomas, SEA	23
2t. Tramon Williams, GB/CLE	23

► Shields registered an interception during the NFC Championship Game at Seattle last season, giving him a franchise-record five career interceptions in the postseason.

MAKING AN IMPACT

S Ha Ha Clinton-Dix has been a presence on the Packers defense since his rookie season.

► After starting 10 of 16 games and both postseason contests last season, he started every game this season.

► Clinton-Dix finished second on the team with 95 tackles (73 solo) in 2014 and led the Packers with 115 tackles (96 solo) this season.

► The second-year player registered a total of three interceptions last season (including playoffs). He tied for fourth on the team with two during the 2015 regular season.

► According to STATS LLC, his three sacks during the 2015 regular season were tied for the fifth most in a single regular season by a Packers safety (since 1982) and the most since Mark Roman recorded 3.5 in 2004.

► Clinton-Dix's three sacks also tied for **No. 3 in the NFL** in 2015 among safeties.

► During the 2015 regular season, he registered eight-plus tackles in eight games, including setting career highs in both total tackles (12) and solo tackles (11) in the Week 10 game vs. Detroit, in which he also registered an interception.

GOOD FIRST IMPRESSION

Packers rookie CBs **Damarious Randall** and **Quinten Rollins** stepped in and contributed in their first NFL season.

► Both Randall and Rollins returned an interception for a touchdown this season, marking the first time the Packers had two rookies/first-year players post INT returns for TDs in the same season since 1921 (Nate Abrams, Billy DuMoe).

► Randall led the Packers with 16 passes defended and tied for the team lead with three interceptions.

► Both players ranked near the top of NFL rookies in interceptions during the regular season:

Player	Interceptions
1. Marcus Peters, KC	8
2t. Damarious Randall, GB	3
2t. Delvin Breaux, NO	3
4t. Quinten Rollins, GB, four others	2

THE DOPE SHEET

PACKERS AT CARDINALS - NFC DIVISIONAL PLAYOFF

ON THE ROAD AGAIN

Green Bay went 7-1 away from Lambeau Field in 2011, with the seven road wins setting a single-season franchise record.

- The Packers have been able to stay above the .500 mark on the road during Head Coach **Mike McCarthy's** tenure, a notable achievement in the National Football League.
- Since 2006, McCarthy's first season as the head coach in Green Bay, only nine of 32 NFL teams have regular-season road records above .500.

Team	W-L Record	Pct.
1. New England	55-25-0	.688
2. Indianapolis	46-34-0	.575
3. Philadelphia	45-34-1	.569
4t. Green Bay	45-35-0	.563
4t. Dallas	45-35-0	.563
6t. Denver	43-37-0	.538
6t. New Orleans	43-37-0	.538
6t. N.Y. Giants	43-37-0	.538
9. Pittsburgh	42-38-0	.525
10. Chicago	40-40-0	.500

317 AND COUNTING

Another packed house at Lambeau Field against the Vikings in Week 17 brought the stadium's consecutive-sellouts streak to 317 regular-season games (not including replacement games).

- The league's longest-tenured stadium, Lambeau Field is hosting its 59th season of football in 2015. Including the playoffs, a total of 704,818 fans made their way through the turnstiles for the nine games last season. For the victory over Dallas in the Divisional round, Packers fans set a new Lambeau Field paid attendance record (79,704).
- Across American professional sports, only Boston's Fenway Park (1912) and Chicago's Wrigley Field (1914) have longer tenures.

THE LAMBEAU ADVANTAGE

The crown jewel of the National Football League, Lambeau Field has long been known as one of the tougher venues to play in, particularly during the harsh Wisconsin winter.

- Re-establishing home-field advantage after a 4-4 mark in 2008 was one of the goals of 2009, and with the Packers finishing 6-2 at home, they accomplished that goal. Green Bay followed that up with a 7-1 mark at Lambeau Field in 2010, a perfect 8-0 record in 2011, the first undefeated home mark since 2002, and a 7-1 mark in 2012. The Packers were one of two teams to finish undefeated at home during the 2014 regular season (Denver).
- Head Coach **Mike McCarthy** stated consistently upon his arrival in Green Bay that one of the team's goals would be to reclaim the mystique of playing at Lambeau Field. Mission accomplished. The team is 59-20-1 (.744) at home in the regular season since 2006, **No. 2 in the NFL**.
- Since **Ron Wolf** and **Mike Holmgren** began the revitalization of the franchise in 1992, Green Bay owns the best home record in the NFL. A look at the top regular-season home W-L records since the '92 season:

Team	W-L Record	Pct.
1. Green Bay	146-45-1	.763
2. New England	139-53-0	.724
3. Pittsburgh	138-53-1	.721

HOT AT HOME

Since the start of 2009, the Packers have been one of the best teams in the league at home during the regular season:

Team	W-L Record	Pct.
1. New England	51-5-0	.911
2. Green Bay	45-10-1	.813
3. Baltimore	42-14-0	.750
4t. Pittsburgh	40-16-0	.714
4t. Seattle	40-16-0	.714

IN THE FREE-AGENCY ERA

Talk of unrestricted free agency in the early '90s led many to forecast tough times for the small-town Green Bay Packers.

- However, Green Bay has remained among the most successful teams since the advent of free agency in 1993. The Packers have won 10 or more games 15 times since '93 and captured 10 division crowns.
- A look at the most successful teams in the free-agency era:

Team	W-L Since '93	Pct.	Playoff Berths
1. New England	246-122-0	.668	17
2. Green Bay	235-132-1	.640	17
3. Pittsburgh	230-137-1	.626	15
4. Denver	224-144-0	.609	13
5. Indianapolis	217-151-0	.590	16

IN THE LEAGUE RANKINGS 2015 REGULAR SEASON
















GREEN BAY (Team)			ARIZONA (Team)		
Category	NFC	NFL	Category	NFC	NFL
Turnover Margin (+5)	5t	10t	Turnover Margin (+9)	2	4
Points Scored (23.0)	8	15	Points Scored (30.6)	2	2
Points Allowed (20.2)	5	12	Points Allowed (19.6)	4	7t
Total Offense (334.6)	13	23	Total Offense (408.3)	1	1
Rushing (115.6)	9	12	Rushing (119.8)	6	8
Passing (218.9)	12	25t	Passing (288.5)	2	2
Total Defense (346.7)	7	15	Total Defense (321.7)	2	5
vs. Rush (119.1)	9	21	vs. Rush (91.3)	3	6
vs. Pass (227.6)	4	6	vs. Pass (230.4)	5	8
Third-Down Offense (33.7%)	14	28	Third-Down Offense (47.0%)	3	3
Third-Down Defense (35.9%)	5	9	Third-Down Defense (35.7%)	4	8
Red-Zone Offense (53.9%)	9	18	Red-Zone Offense (47.0%)	5	12
Red-Zone Defense (57.1%)	9	16t	Red-Zone Defense (55.3%)	8	14

GREEN BAY (Individual)			ARIZONA (Individual)		
Category	NFC	NFL	Category	NFC	NFL
Passing: A.Rodgers (92.7)	8	15	Passing: Palmer (104.6)	2	3
Rushing: Lacy (758)	12	20	Rushing: C.Johnson (814)	10	17
Receptions: Cobb (79)	10	22t	Receptions: Fitzgerald (109)	2	5t
Rec. Yds.: J.Jones (890)	13	33	Rec. Yds.: Fitzgerald (1,215)	3	9
Interceptions: Three players (3)	10t	24t	Interceptions: Two players (5)	3t	6t
Sacks: Peppers (10.5)	4t	12t	Sacks: Freeney (8.0)	13t	22t



2015 SCHEDULE NOTES

2015 OPPONENTS

		NFL Rank (2015)	
	Record	Offense	Defense
 Chicago Bears	(6-10)	21	14
 Seattle Seahawks.....	(10-6)	4	2
 Kansas City Chiefs.....	(11-5)	27	7
 at San Francisco 49ers..	(5-11)	31	29
 St. Louis Rams.....	(7-9)	32	23
 San Diego Chargers....	(4-12)	9	20
 at Denver Broncos.....	(12-4)	16	1
 at Carolina Panthers ...	(15-1)	11	6
 Detroit Lions.....	(7-9)	20	18
 at Minnesota Vikings...	(11-5)	29	13
 Dallas Cowboys	(4-12)	22	17
 at Oakland Raiders	(7-9)	24	22
 at Arizona Cardinals....	(13-3)	1	5

A LOOK AT THE SCHEDULE

The Green Bay Packers' 95th NFL regular-season schedule was headlined by six prime-time games, including a Thanksgiving night game at Lambeau Field against the Chicago Bears, the first home Thanksgiving game since 1923.

- The Packers honored two of its all-time greats – Brett Favre and Ron Wolf – in halftime ceremonies during the 2015 season, with Wolf's name unveiled next to fellow Pro Football Hall of Famers on the stadium's east side Nov. 15 and Favre's name and retired No. 4 unveiled on Lambeau Field's north façade on Nov. 26.
- Green Bay's schedule includes seven games against 2014 playoff teams. Three of those games (Dallas, Detroit, Seattle) will be at Lambeau Field, while four (Arizona, Carolina, Denver, Detroit) will come on the road.
- The Packers opened the season on the road, traveling to Chicago to play the Bears in Week 1 for the first time since 1981.
- Green Bay spent Week 2 playing a Sunday night game against the Seattle Seahawks. In Week 3, they faced the Kansas City Chiefs on *Monday Night Football*. It was the first time since 2008 that the Packers played their first two home games in primetime. It is the 23rd consecutive season (1993-2015) that the Packers are appearing on *MNF*. Green Bay is 15-8-1 at home on *MNF*, including 5-1 under McCarthy.
- The Packers traveled to San Francisco in Week 4, the fifth time the Packers and 49ers will met in the regular or postseason since 2012.
- The St. Louis Rams visited Lambeau for the first time since 2011 in Week 5, and in Week 6 the Packers hosted the San Diego Chargers for the first time since 2007 and only the fifth time overall. Green Bay improved to 8-2 against the Rams at Lambeau Field (dating back to 1990) and improved to 10-1 all-time versus the Chargers.
- Following Green Bay's first Week 7 bye since 2007, the Packers traveled to play the Broncos in Denver for the first time on a Sunday night. It was Green Bay's seventh visit to the Mile High City during the regular season and first since a 19-13 overtime victory in 2007. It was a matchup of two of three NFL teams (New England) that have won their division each of the last four years. It was the first of a three-game stretch the Packers will play against 2014 playoff teams.
- The Packers stayed on the road for a Week 9 game at Carolina, facing the Panthers in back-to-back seasons for the first time since 2007-08. Green Bay fell to 8-5 against the Panthers during the regular season, including 5-3 at Carolina.
- The second half of the regular season saw Green Bay face division opponents in four consecutive weeks. The Packers faced the Lions at home in Week 10, traveled to play Minnesota in Week 11, came home and played the Bears on Thanksgiving in Week 12 and played at Detroit in another Thursday night game in Week 13. It was the first time Green Bay played division opponents in four consecutive weeks since 2000 (Weeks 14-17) and the first time the Packers played on consecutive Thursdays since 2007 (Weeks 12-13).
- The Packers' final four regular-season games were bookended by two home contests, which started with Dallas returning to Green Bay in Week 14. Including the postseason, the Packers won their fifth consecutive game against the Cowboys. Green Bay is 11-4 against Dallas at home during the regular and postseason.
- In Week 15, Green Bay traveled west and won its seventh consecutive game against the Oakland Raiders. The Packers traveled to Arizona to play the Cardinals in Week 16.
- Green Bay hosted the Vikings at Lambeau to close out the regular season, marking the sixth time the two have met in the regular-season finale and first at Lambeau since 1996.

PARTICIPATION – PLAYOFFS

Player	Career		Green Bay	
	GP	GS	GP	GS
Davante Adams	3	2	3	2
David Bakhtiari	3	3	3	3
Chris Banjo	4	0	4	0
Don Barclay	4	3	4	3
Bryan Bulaga	3	3	3	3
Morgan Burnett	7	7	7	7
Ha Ha Clinton-Dix	3	3	3	3
Randall Cobb	7	6	7	6
Mason Crosby	14	0	14	0
Mike Daniels	6	4	6	4
Jayrone Elliott	2	0	2	0
Letroy Guion	4	3	3	2
Casey Hayward	3	1	3	1
Micah Hyde	4	1	4	1
Datone Jones	4	0	4	0
James Jones	12	5	12	5
John Kuhn	14	5	14	5
Eddie Lacy	4	4	4	4
T.J. Lang	12	7	12	7
Corey Linsley	3	3	3	3
Tim Masthay	11	0	11	0
Clay Matthews	11	11	11	11
Mike Neal	7	2	7	2
Mike Pennel	3	0	3	0
Julius Peppers	13	13	3	3
Nick Perry	4	1	4	1
Andrew Quarless	8	2	8	2
B.J. Raji	10	9	10	9
Aaron Rodgers	13	12	13	12
Richard Rodgers	3	1	3	1

Player	Career		Green Bay	
	GP	GS	GP	GS
Sam Shields	10	7	10	7
Josh Sitton	12	12	12	12
James Starks	9	4	9	4
Lane Taylor	3	0	3	0
JC Tretter	3	1	3	1
Totals	236	135	225	124

Coach	Games	
	Career	Green Bay
Mike McCarthy	22	14
Tom Clements	16	14
Winston Moss	16	14
Edgar Bennett	14	14
Dom Capers	23	12
Mark Lovat	20	20
Ron Zook	9	3
James Campen	15	15
Jerry Fontenot	14	14
Sam Gash	5	3
Luke Getsy	3	3
Scott McCurley	14	14
Jerry Montgomery	1	1
Darren Perry	18	12
John Rushing	12	12
Jason Simmons	7	7
Mike Solari	22	1
Mike Trgovac	23	12
Alex Van Pelt	6	6
Joe Whitt Jr.	12	12
Totals	272	203

PACKERS AMONG THE BEST IN THE POSTSEASON

In the midst of their 18th playoff appearance in the last 23 seasons, including three trips to the Super Bowl, the Packers own the second-best postseason winning percentage in National Football League history. They have won 32 of 52 playoff games, starting with their first-ever postseason contest – the 1936 NFL championship, a 21-6 victory over the Boston Redskins. The standings:

Franchise	W	L	Pct	Pts	Opp
Baltimore Ravens	15	8	.652	517	378
Green Bay Packers	32	20	.615	1,294	1,075
*New England Patriots	28	18	.609	1,071	944
Pittsburgh Steelers	34	22	.607	1,318	1,169
San Francisco 49ers	30	20	.600	1,264	1,047
*Oakland Raiders	25	18	.581	1,028	797
Dallas Cowboys	34	26	.567	1,400	1,144
*Washington Redskins	23	19	.548	851	766
Carolina Panthers	7	6	.538	273	273
Seattle Seahawks	15	13	.536	654	599
Denver Broncos	20	19	.513	839	1,000
Miami Dolphins	20	20	.500	789	875
New York Giants	24	24	.500	865	889
*Indianapolis Colts	22	23	.489	918	965
Chicago Bears	17	18	.486	751	726
Buffalo Bills	14	15	.483	681	658
New York Jets	12	13	.480	510	508
Philadelphia Eagles	19	21	.475	781	746
Jacksonville Jaguars	5	6	.455	262	288
*St. Louis Rams	19	24	.442	770	944
New Orleans Saints	7	9	.438	405	459
*Arizona Cardinals	6	8	.429	321	388
*Tennessee Titans	14	19	.424	579	762
Minnesota Vikings	19	28	.404	919	1,051
Houston Texans	2	3	.400	91	114
Tampa Bay Buccaneers	6	9	.400	230	279
*San Diego Chargers	11	17	.393	532	626
*Kansas City Chiefs	9	15	.375	421	520
Atlanta Falcons	7	12	.368	399	489
Detroit Lions	7	12	.368	413	473
Cleveland Browns	11	20	.355	629	728
Cincinnati Bengals	5	14	.263	336	433

*— **Arizona** totals include two games when franchise was in Chicago (won 28-21, lost 7-0) and three games when franchise was in St. Louis (lost 30-14, lost 35-23, lost 41-16); **Indianapolis** totals include 15 games when franchise was in Baltimore (won 8, lost 7, 264 points scored, 262 points allowed); **Kansas City** totals include one game while franchise was Dallas Texans (won 20-17); **New England** totals include two games when franchise was in Boston (won 26-8, lost 51-10); **Oakland** totals include 12 games when franchise was in Los Angeles (won 6, lost 6, 268 points scored, 224 points allowed); **St. Louis Rams** totals include one game when franchise was in Cleveland (won 15-14) and 32 games played when franchise was in Los Angeles (won 12, lost 20, 486 points scored, 683 points allowed); **San Diego** totals include one game when franchise was in Los Angeles (lost 24-16); **Tennessee** totals include 22 games when franchise was in Houston and known as the Oilers (won 9, lost 13, 371 points scored, 533 points allowed); **Washington** totals include one game when franchise was in Boston (lost 21-6).



STREAKS & MILESTONES – REGULAR SEASON

18 RANDALL COBB

- ▶ Joined by WR **Jordy Nelson** as the first duo in franchise history to both catch 10-plus touchdown passes in the same season in 2014.
- ▶ Reached the 1,000-yard receiving mark for the first time in his career last season (1,287). He joined Nelson (1,433) as the second duo in Packers' history to each reach 1,200 receiving yards in the same season, joining the 2004 duo of Javon Walker (1,382) and Donald Driver (1,208).
- ▶ With a career-best 91 receptions in 2014, seventh most in franchise history, joined Nelson (92) to become the only pair of Packers' players to reach 90 receptions each in the same season.
- ▶ Joined Nelson to become the first duo in NFL history to record 90-plus receptions, 1,200-plus yards and 12-plus touchdown receptions in the same regular season (2014).
- ▶ Cobb and Nelson became just the third set of teammates in NFL history with at least 1,200 receiving yards and 10 touchdowns each in the same season (2014), joining Minnesota's Cris Carter and Randy Moss in 1999 and Denver's Demaryius Thomas and Eric Decker in 2013.
- ▶ Registered a touchdown reception in a career-best six consecutive games (Games 4-9, 2014). It was the longest streak by a Packer since WR Sterling Sharpe (six) in 1994.
- ▶ Set a single-season franchise record with a league-high 2,342 combined net yards in 2012, topping the previous team mark of 2,250 yards by RB Ahman Green in 2003.
- ▶ With 954 receiving yards and 964 kickoff return yards in 2012, became the first person in NFL history to post 900-plus yards in each category in the same season.
- ▶ Has three kick return scores (two punts, one kickoff) in his career, which ties him for No. 2 in franchise history behind only RB Travis Williams' six return TDs (one punt, five kickoffs).

2 MASON CROSBY

- ▶ Is the franchise all-time leader in career points (1,145) and field goal attempts (296) during the regular season.
- ▶ Ranks No. 1 in team history for the most 100-point seasons with nine.
- ▶ Made six consecutive field goals from 50-plus yards during the 2014 season, a franchise record.
- ▶ Made 23 straight field goals from Week 13 of 2010 through Week 10 of 2011, the longest regular-season streak in franchise history.
- ▶ In 2011, set a franchise record with a 58-yard field goal in Week 7 at Minnesota, eclipsing the mark of 56 yards he held (Week 1 at Philadelphia, 2010; Week 5 at Atlanta, 2011).

27 EDDIE LACY

- ▶ With 3,075 rushing yards, Lacy is one of only two players in team history (RB John Brockington, 3,276) to rush for 3,000-plus yards in his first three seasons in the NFL.
- ▶ Became the first player in franchise history to rush for at least 1,000 yards and score 10-plus scrimmage touchdowns in each of his first two seasons (2013-14).
- ▶ With 2,317 rushing yards in 2013-14, passed John Brockington (2,132) for the most by a Packers' running back in his first two NFL seasons.
- ▶ With 13 touchdowns during the 2014 season, joined WRs **Randall Cobb** and **Jordy Nelson** as the first Green Bay trio to each score 10-plus touchdowns in the same season.
- ▶ Was the first Packers back to ever to record 100 yards from scrimmage and a touchdown reception in three consecutive games (Weeks 10-12, 2014).
- ▶ Set a franchise record with nine straight games with more than 100 yards from scrimmage (2014).

- ▶ Became first Green Bay running back to register receptions of 55 yards or more in consecutive games (2014: at NO and vs. CHI).
- ▶ His 123 receiving yards at New Orleans in Week 8 (2014) were the second most by a Green Bay running back since the 1970 AFL-NFL merger, trailing only Eddie Lee Ivey's 128 yards at Tampa Bay on Oct. 12, 1980.
- ▶ Set franchise rookie records in 2013 for rushing yards (1,178), rushing TDs (11) and rushing attempts (284).
- ▶ Tied the team rookie mark for 100-yard rushing games with four (2013).
- ▶ Named NFL Offensive Rookie of the Year by *The Associated Press* and was selected to the Pro Bowl as an injury replacement for Vikings RB Adrian Peterson.

8 TIM MASTHAY

- ▶ Ranks No. 1 in franchise history (min. 150 punts) with a 44.2-yard gross punting average.
- ▶ Finished the 2015 regular season with a net punting average of 40.25 yards, the top mark in franchise history (since 1976) as he surpassed his own record of 38.95 in 2013. He now holds the top five single-season marks in team annals (2010-13, 2015).
- ▶ Has recorded at least one 60-yard punt for six straight seasons (2010-15), a franchise record.
- ▶ In Weeks 13-15 this season, he became the first Packers punter to post a net average of 44-plus yards (min. four punts) in three straight games since net punting average was first tracked in 1976 (according to the Elias Sports Bureau).
- ▶ Set a franchise record with nine punts against Detroit in Week 10.
- ▶ Ranks No. 1 in team annals (since 1976) with 130 punts placed inside the 20-yard line in his career.
- ▶ Set a single-season franchise record with his 45.6-yard gross average in 2011, surpassing Hentrich's 45.0-yard mark in 1997.
- ▶ Tied Sean Landeta's single-season franchise record (1998) by placing 30 punts inside the 20-yard line in 2012.

52 CLAY MATTHEWS

- ▶ In 2015, he was selected to his sixth Pro Bowl and first as an inside linebacker after recording 6.5 sacks (second on the team), 15 QB hits (No. 1 on the team) and a career-high 85 tackles (No. 2 on the team). It was the seventh consecutive season he recorded six or more sacks, tied for the most six-plus sack seasons in the NFL since 2009.
- ▶ Ranks No. 3 in team history with 67.5 career sacks.
- ▶ Tied for No. 1 in team history with four 10-plus sack seasons.
- ▶ Only player in franchise history to be named to the Pro Bowl each of his first four seasons in the league (2009-12).
- ▶ Only player in team history to score a defensive TD in each of his first three seasons in the league (2009-11).
- ▶ His 17 sacks in his first 20 games were the most by an NFL player to start his career at the time, eclipsing the mark of 16.5 set by Leslie O'Neal (1986, 1988) and John Abraham (2000-01).
- ▶ Is the first NFL player since sacks became an official stat in 1982 to post a double-digit sack total and a defensive TD in each of his first two seasons in the league.
- ▶ First player in franchise annals to post 10-plus sacks in each of his first two years in the NFL.

Two years after he co-founded the Packers with Curly Lambeau, George Calhoun began writing a piece called *The Dope Sheet*, which served as the official press release from 1921-24.





STREAKS & MILESTONES – REGULAR SEASON

56 JULIUS PEPPERS

- ▶ Tied with Jared Allen for the most sacks among active players (136.0) and the ninth most in NFL history (since 1982).
- ▶ Is the only player in NFL history with 100 career sacks and four interception returns for touchdowns.
- ▶ Became the first linebacker in Packers' history to post two interception returns for touchdowns in the same season (2014).
- ▶ Only player in NFL history with at least 10 interceptions and 100 sacks.
- ▶ Has been selected to eight Pro Bowls since entering the league in 2002, which is second most among active defensive players (Charles Woodson and DeMarcus Ware - nine).
- ▶ With eight double-digit sack seasons as a pro, is tied with Jared Allen and DeMarcus Ware for the most in the NFL since 2002.
- ▶ Named first-team All-Pro by *The Associated Press* three times and was selected to the NFL's All-Decade team for the 2000s.

12 AARON RODGERS

- ▶ Ranks No. 1 in NFL history with a 104.1 career passer rating.
- ▶ Reached the 30,000 career passing yards on his 3,652nd attempt, the fewest attempts needed in NFL history as he bested the previous record held by QB Johnny Unitas (3,695 attempts).
- ▶ Set NFL records with 494 pass attempts and 44 touchdown passes (586 and 49 including playoffs) at home without an interception. The streak lasted from Dec. 2, 2012, to Oct. 11, 2015.
- ▶ In 119 regular-season starts, has 43 career 300-yard games, 46 three-TD games and 70 zero-INT games (min. 15 attempts).
- ▶ Is the only QB in team history with four 400-yard passing games, including a 480-yard effort vs. Washington in 2013 that tied a franchise record. No one else has more than one 400-yard game.
- ▶ Tied with Brett Favre for the franchise record for 4,000-yard passing seasons (five).
- ▶ Threw for a career-best five interceptions last season, the third fewest in a single regular season in Packers' history.
- ▶ Threw six touchdown passes in the first half against the Bears in Week 10 (2014), tying Raiders QB Daryle Lamonica (vs. Buffalo, Oct. 19, 1969) for the NFL record for most touchdown passes in a half. It was the second time Rodgers threw for a franchise-best six touchdowns in a game.
- ▶ Posted six consecutive zero-interception games during the 2014 season (Weeks 2-7), tying Bart Starr's franchise record (min. 15 attempts a game) set in 1964.
- ▶ Rodgers (four, 2014), along with Patriots QB Tom Brady (four, 2007) and Seahawks QB Russell Wilson (five, 2015) are the only players in NFL history to register four or more consecutive three-touchdown/zero-interception games in a single season. His eight overall in 2014 also tied Brady (2007) for the most during a single regular season.
- ▶ When he hit the 200-TD mark for his career, he had thrown just 53 INTs to that point, the fewest in NFL history as he bested Tom Brady's mark of 88 INTs at the time of his 200th TD pass.
- ▶ In 2014, he became the first NFL quarterback to throw for 18-plus touchdowns with one or fewer interceptions in the first seven games of a season.
- ▶ Ranks No. 2 in NFL history for the most touchdown passes in a player's first 100 games with 203 (MIA QB Dan Marino, 217).
- ▶ Set an NFL single-season record in 2011 with a 122.5 passer rating and set team marks for TD passes (45), passing yards (4,643), completion percentage (68.3), yards per attempt (9.25), TD/INT ratio (7.50) and 300-yard games (eight).

- ▶ Posted 21,332 passing yards from 2008-12, the most in NFL history by a quarterback in his first five seasons as a starter.
- ▶ Threw a TD pass in 35 straight regular-season games at Lambeau Field from 2008-12, a team record (previous mark was 25 by Brett Favre, 1992-96). It was the second-longest home streak in NFL history behind Dan Marino's 39-game streak from 1983-88.
- ▶ Tied a single-game franchise record with six TD passes at Houston in Week 6 of 2012, matching Matt Flynn's mark (Jan. 1, 2012, vs. Detroit).
- ▶ Posted a 100-plus passer rating in six straight seasons (2009-14), the only quarterback in league history to accomplish that feat.
- ▶ In 2009, became first QB in NFL history to throw 30 or more TDs, seven or fewer INTs, and rush for five TDs in the same season.
- ▶ Has registered a passer rating over 110.0 in four or more consecutive games three times in his career (Weeks 3-7, 2009; Week 9, Weeks 11-13, 2010; Weeks 1-7, 9-12, 2011), one of only two quarterbacks in franchise history (Bart Starr, 1966) to accomplish the feat in a single season.

		NFL Offense			NFL Defense		
After							
Week ...	Opp.	Total	Rush	Pass	Total	Rush	Pass
1	at CHI	19	7	20	27	31	16
2	SEA	16	9	21	21	31	12
3	KC	20	8	27	19	27	9
4	at SF	10	3	21	8	21	7
5	STL	10	8	20	7	28	4
6	SD	10t	5	20	16	24	11
7	(bye)	11	8	22	14	22	12
8	at DEN	28	12	27	23	25t	17
9	at CAR	25	13	26	23	28	23
10	DET	21	16	22	23	24	21
11	at MIN	22	16	22	21	22	22
12	CHI	24	10	23	21	23	18
13	at DET	22	15	23	19	20	20
14	DAL	18	8	23	18	23	11
15	at OAK	21	9	26	17	22	10
16	at ARI	24	10	26	19	21	13
17	MIN	23	12	25t	15	21	6
Packers in 2014		6	11	8	15	23	10
Packers in 2013		3	7	6	25	25	24
Packers in 2012		13	20	9	11	17	11
Packers in 2011		3	27	3	32	14	32
Packers in 2010		9	24	5	5	18	5
Packers in 2009		6	14	7	2	1	5
Packers in 2008		8	17	8	20	26	12
Packers in 2007		2	21	2	11	14	12
Packers in 2006		9	23	8	12	13	17
Packers in 2005		18	30	7	7	23	1
Packers in 2004		3	10	3	25	14	25
Packers in 2003		4	3	16	17	10	23
Packers in 2002		12	12	10	12	21	3
Packers in 2001		6	21	3	12	16	15
Packers in 2000		15	23	8	15	8	19
Packers in 1999		9	21	7	19	22	18
Packers in 1998		5	25	3	4	4	10
Packers in 1997		4	12	3	7	20	8
Packers in 1996		5	11	5	1	4	1
Packers in 1995		7	26	3	14	7	21
Packers in 1994		9	19	9	6	3	15
Packers in 1993		19	22	18	2	8	7
Packers in 1992		15	21	9	23	16	23



PACKERS STARTERS – OFFENSE

WR Davante Adams, 2nd Year, Fresno State, D2-14

- ▶ Has started 26 of the last 31 games, including the postseason.
- ▶ Started 11 of 16 regular-season games played as a rookie in 2014 and both playoff contests.
- ▶ Recorded 121 receiving yards against New England in Week 13 last season, the most by a Green Bay rookie since WR Sterling Sharpe's 124-yard effort vs. Detroit on Nov. 20, 1988.
- ▶ Set franchise postseason single-game records for the most receptions and receiving yards by a rookie when he posted seven catches for 117 yards (16.7 avg.) and a touchdown in the NFC Divisional playoff victory vs. Dallas.

LT David Bakhtiari, 3rd Year, Colorado, D4a-13

- ▶ Has started all but two games at LT since the start of the 2013 regular season. Missed final two games of 2015 regular season due to injury.
- ▶ Started all 16 games at left tackle in 2013, the only rookie in the NFL to do so in 2013 and the first Packer rookie to do so since the league went to a 16-game schedule in 1978.
- ▶ Became just the fourth Green Bay rookie to start at LT in the season opener since the 1970 AFL-NFL merger and the first since 1985.

LG Josh Sitton, 8th Year, Central Florida, D4b-08

- ▶ Has started 110 games since 2009, the most by an offensive player in a Green Bay uniform over that span.
- ▶ Due to injuries along the offensive line, made first career start at LT in Week 17 of 2015.
- ▶ Was named to his third career, and second straight, Pro Bowl this season.
- ▶ Was named 2010 Offensive Lineman of the Year by the NFL Alumni Association.
- ▶ According to STATS LLC, has allowed just 18.0 sacks in his eight-year career.

C Corey Linsley, 2nd Year, Ohio State, D5a-14

- ▶ Has started every game he has played in, missing only three games.
- ▶ First rookie center to start for Green Bay in Week 1 since the merger.
- ▶ Was the first rookie center to start every game for the Packers since the league went to a 16-game schedule in 1978.
- ▶ Named to PFWA's All-Rookie team, the first Green Bay center to be honored since its inception in 1974.

RG T.J. Lang, 7th Year, Eastern Michigan, D4-09

- ▶ Has started games at four different positions on the line as a pro (47 at RG, 27 at LG, five at RT, two at LT). Played C in Week 10 in 2013.
- ▶ Has started 79 contests since 2011.
- ▶ Started games at both tackle spots in his first season (2009) and became the first Packers rookie to start consecutive games at left tackle since Chad Clifton in 2000.
- ▶ Began his college career as a defensive lineman, but converted to the offensive line as a sophomore and started 36 straight games (10 at RT, 26 at LT) over his final three years.

RT Bryan Bulaga, 6th Year, Iowa, D1-10

- ▶ Missed the second part of the 2012 season after suffering a hip injury vs. Arizona on Nov. 4 and missed all of the 2013 season after injuring his knee on Aug. 3. Has started 27 of 32 games since the start of the 2014 season.
- ▶ Started 37 games at RT in his first three seasons in the league.
- ▶ Started the final 12 games of 2010 and the entire postseason at right tackle after taking over for veteran Mark Tauscher (shoulder), the most regular-season starts by a Packers rookie tackle since Tauscher's 14 in 2000.
- ▶ Named to the *Pro Football Weekly*/PFWA All-Rookie team in 2010.
- ▶ Capped his rookie season by becoming the youngest player, according to STATS LLC, to ever start in the Super Bowl (21 years, 322 days).

TE Richard Rodgers, 2nd Year, California, D3a-14

- ▶ Finished second on the team this season in receptions (58), becoming the fourth TE in team history with 55-plus receptions in a season: Jermichael Finley (three), Paul Coffman (two), Jackie Harris (one).
- ▶ Has 10 career receiving TDs, tied for the most by a Green Bay TE in his first two seasons since the 1970 merger (Bubba Franks, 10, 2000-01).
- ▶ Set a regular-season franchise record for a tight end with 146 yards on eight receptions (18.3 avg.), including a game-winning 61-yard touchdown catch with no time on the clock, at Detroit in Week 13.
- ▶ Including the postseason, has registered one or more receptions in 25 of the last 27 games.

- ▶ Played in all 16 games with five starts as a rookie in 2014, recording 20 receptions for 225 yards (11.3 avg.) and two touchdowns.
- ▶ Became the first rookie TE to start for the Packers in a season opener since Jackie Harris opened in a two-tight-end set in 1990.

WR Randall Cobb, 5th Year, Kentucky, D2-11

- ▶ Led the team in receptions (79), was No. 2 in receiving yards (829) and was No. 3 in touchdown receptions (six) during the 2015 regular season.
- ▶ Set a new single-season career high with five 100-yard receiving games during the 2014 season (three-2012). Earned first trip to the Pro Bowl.
- ▶ His career-best 91 receptions in 2014 were the seventh most in team history.
- ▶ Finished the regular season tied for fourth in the NFL with 12 touchdown receptions in 2014.
- ▶ Before suffering a knee injury in Week 6 in 2013, led the team in receptions with 29 and was No. 2 in receiving yards with 378.
- ▶ Set a franchise single-season record with a league-high 2,342 combined net yards in 2012, topping the previous team mark of 2,250 yards by RB Ahman Green in 2003.
- ▶ With 954 receiving yards and 964 kickoff return yards in 2012, he became the first player in NFL history to post 900-plus yards in each category in the same season.

QB Aaron Rodgers, 11th Year, California, D1-05

- ▶ Earned his fifth selection to the Pro Bowl this season, passing Bart Starr (1960-62, 1966) for the second-most selections by a Green Bay quarterback behind Brett Favre's nine (1992-93, 1995-97, 2001-03, 2007).
- ▶ His career passer rating of 104.1 ranks No. 1 in NFL history.
- ▶ Finished the 2014 regular season ranked No. 2 in the NFL in passer rating (112.2), touchdown percentage (7.3), No. 1 in interception percentage (1.0) and No. 3 in touchdown passes (38).
- ▶ In 119 regular-season starts (79-40 record), has posted 43 games with 300-plus passing yards, 70 without an interception and 67 with a 100-plus passer rating (min. 15 attempts).
- ▶ Recorded a passer rating of at least 120.0 in seven regular-season games in 2014, setting a single-season career high and tying for the third most in a single season in the NFL, dating back to 1960.
- ▶ Posted 21,332 passing yards from 2008-12, which ranks No. 1 in league history for the most passing yards by a QB in his first five seasons as a starter (previous record was Peyton Manning, 20,618, 1998-2002).
- ▶ In 2011, set an NFL record with a 122.5 passer rating and set franchise marks for TD passes (45), passing yards (4,643), completion percentage (68.3), yards per attempt (9.25) and 300-yard games (eight) on his way to earning NFL Most Valuable Player honors from *The Associated Press*.

RB Eddie Lacy, 3rd Year, Alabama, D2-13

- ▶ With 758 rushing yards this season, he and James Starks (601) gave the Packers two players with 600-plus rushing yards in the same regular season for the first time since 1985 (Jessie Clark-633 / Eddie Lee Ivey-636).
- ▶ With 3,075 rushing yards, is one of only two players in team history (RB John Brockington, 3,276) to rush for 3,000-plus yards in his first three seasons in the NFL.
- ▶ Became the first player in team history to post 1,000 rushing yards and 10-plus total TDs in both of his first two seasons.
- ▶ With 1,139 rushing yards in 2014, became the fifth player in franchise history to record consecutive 1,000-yard rushing seasons (Ryan Grant, 2008-09 / Ahman Green, 2000-04 / John Brockington, 1971-73 / Jim Taylor, 1960-64).
- ▶ Ranked No. 1 in the league among rookies and No. 8 among all players with 1,178 rushing yards in 2013, despite missing one full game and nearly all of another due to a concussion.
- ▶ Ranks No. 1 in franchise history for the most rushing yards by a rookie in a single season, No. 1 in attempts (284), and tied for No. 1 for most 100-yard rushing games with four (John Brockington, four in 1971).

FB John Kuhn, 10th Year, Shippensburg, W-07 (Pit)

- ▶ Selected to the Pro Bowl for the third time in 2015, becoming the first Green Bay FB to be named to the Pro Bowl in back-to-back seasons since Taylor went to five straight (1960-64).
- ▶ Has played in 137 of 142 games (149 of 154 including playoffs) during his nine seasons in Green Bay, appearing in all 16 regular-season contests in five of those seasons, including 2015.



PACKERS STARTERS – DEFENSE

DE Letroy Guion, 8th Year, Florida State, FA-14

- ▶ Has started 20 of the 29 regular season games he has played since the start of the 2014 season.
- ▶ Signed with Green Bay during the 2014 offseason after spending his first six NFL seasons with the Minnesota Vikings.
- ▶ Started all 28 games he appeared in for Minnesota over the past two seasons, recording 72 tackles (32 solo) and three sacks over that span.
- ▶ Was the only Viking to block a field goal in both 2011 and 2012.

NT B.J. Raji, 7th Year, Boston College, D1a-09

- ▶ Started 15 games this season after missing the entire 2014 season with a biceps injury suffered during a preseason game vs. Oakland.
- ▶ Played in 70 games from 2010-13 (including playoffs), tied for second most in NFL by a defensive lineman over that span.
- ▶ Named to the Pro Bowl in 2011, becoming the first Packers defensive tackle since Bob Brown in 1972 to receive the honor.
- ▶ Earned All-Rookie team honors from *Pro Football Weekly*/PFWA in 2009, the first Packers defensive lineman to be selected since DE Vonnie Holiday in 1998.

DT Mike Daniels, 4th Year, Iowa, D4a-12

- ▶ Ranks third on the team with 16.0 sacks since the start of the 2013 regular season (LB Julius Peppers-17.5 / LB Clay Matthews-25.0).
- ▶ Has started all 32 games over the past two seasons and has led the defensive line in both tackles and sacks each of that last two seasons.
- ▶ Returned a fumble 43 yards for a TD vs. Detroit in Week 14 of 2012, the longest fumble return for a TD by a rookie in franchise history.
- ▶ Starred as an interior pass rusher at Iowa, posting a team-high 24.5 tackles for a loss and 13 sacks from 2010-11.

LOLB Mike Neal, 6th Year, Purdue, D2-10

- ▶ Tied with DT Mike Daniels for No. 3 on the team with 4.0 sacks in 2015.
- ▶ Started a career-best 15 of 16 games played this season.
- ▶ Tied for No. 2 on the Packers with 18.0 sacks since 2012.
- ▶ Transitioned to a hybrid OLB/DE role in 2013 and racked up 102 tackles (66 solo), a interception, a forced fumble and 9.5 sacks from 2013-14.

BLB Jake Ryan, Rookie, Michigan, D4-15

- ▶ Started the final five games of the regular season and the Wild Card contest.
- ▶ Recorded a team-best nine tackles (eight solo) and one fumble recovery in Week 13 at Detroit in his first pro start.
- ▶ Served as a team captain for his final two seasons at Michigan and was a three-time winner (2012-14) of the Roger Zatkoff Award, given to the Wolverines top linebacker. He was the only player to win the award (est. 1991) three times.
- ▶ Joined LB John Anderson (first round, 26th overall) as the only Michigan linebackers ever drafted by Green Bay.
- ▶ Started 41 of 46 games played in college, appearing at inside linebacker as a senior after spending his first three seasons at outside linebacker and defensive end.

MLB Clay Matthews, 7th Year, Southern California, D1b-09

- ▶ Selected to his sixth Pro Bowl and first as an inside linebacker in 2015 after recording 6.5 sacks (second on the team), 15 QB hits (No. 1 on the team), and a career-high 85 tackles (No. 2 on the team).
- ▶ His 67.5 sacks since entering the NFL in 2009 are **tied for No. 6 in the league** over that span.
- ▶ With a team-high 11.0 sacks last season, is now tied for the most 10-plus sack seasons in franchise history (four).
- ▶ Is the only Packer in team history to earn Pro Bowl recognition in each of his first four seasons in the NFL (2009-12).
- ▶ Is the only player in franchise history to score a defensive TD (interception or fumble return) in each of his first three seasons in the NFL (2009-11).
- ▶ Named first-team All-Pro by *The Associated Press* in 2010, the first Green Bay LB to earn that honor since Tim Harris in 1989. Finished second to Pittsburgh safety Troy Polamalu in the AP's Defensive Player of the Year voting.

ROLB Julius Peppers, 14th Year, North Carolina, FA-14

- ▶ Recorded his ninth season with 10-plus sacks in 2015 (10.5), which tied John Randle for the fourth-most 10-sack seasons since 1982 (Bruce Smith, 13 / Reggie White, 12 / Kevin Greene, 10).
- ▶ Only player in NFL history with 10 interceptions and at least 100 sacks.
- ▶ Has been selected to the Pro Bowl eight times (2004-06, 2008-12) and has been named first-team All-Pro by *The Associated Press* three times (2004, 2006, 2010). Was named to the NFL's All-Decade Team for the 2000s.
- ▶ Has played in 128 consecutive regular-season games, tied for the longest active streak among NFL linebackers (OAK Curtis Lofton).
- ▶ Tied for No. 2 in the league in sacks (136.0) and ranks No. 5 in forced fumbles (45) since entering the NFL in 2002. His sack total is tied for No. 9 in NFL history (since 1982).
- ▶ Has blocked 13 kicks (12 field goals, one extra point) during his career.

LCB Casey Hayward, 4th Year, Vanderbilt, D2b-12

- ▶ Started a career high 11 of 16 games this season, tying for fourth on the team with a career-best 73 tackles.
- ▶ Played in all 16 games in 2014 and tied for No. 1 on the team (LB Julius Peppers) and No. 7 in the NFL for total takeaways with five (three INTs, two fumble recoveries).
- ▶ Missed most of the 2013 season with a nagging hamstring injury.
- ▶ Became the first Green Bay CB ever to be named to the *Pro Football Weekly*/PFWA All-Rookie team (est. 1974) and was chosen as the league's Defensive Rookie of the Year by ProFootballFocus.com in 2012. Led all NFL rookies with a team-high six INTs.

RCB Sam Shields, 6th Year, Miami, FA-10

- ▶ Despite missing four games due to injury, tied for the team lead with three interceptions and ranked No. 2 in passes defended (13) during the 2015 regular season.
- ▶ Recorded interceptions in back-to-back games in 2015 (Weeks 3-4) for the first time in his career.
- ▶ Finished second on the team with 13 passes defended in 2014 to go along with two interceptions. Earned first career trip to the Pro Bowl.
- ▶ Started all 14 games he appeared in during the 2013 season and led the team with four INTs (tied career high) and a career-best 25 passes defended.
- ▶ In Green Bay's NFC Championship Game win over Chicago in the 2010 season, became the first rookie in NFL history to record two INTs and a sack in a postseason contest.

SS Morgan Burnett, 6th Year, Georgia Tech, D3-10

- ▶ Missed five games due to injury in 2015, but finished No. 4 on the team with 54 solo tackles.
- ▶ Finished with a team-high 125 tackles in 2014, the second most of his career (137 in 2012). Ranked No. 2 on the team with 106 tackles (77 solo) in 2013, despite missing the first three games due to injury. Recovered three fumbles, including one for a TD, and added nine passes defended.
- ▶ Participated in all 1,088 plays for Green Bay's defense in 2012, one of only four non-OL in the NFL to appear in 100 percent of his team's snaps.
- ▶ Enjoyed his first full season as a pro in 2011, joining DT B.J. Raji as the only two Green Bay defensive players to start all 16 regular-season games.
- ▶ Started the first four games of the 2010 season at SS before sustaining a season-ending knee injury vs. Detroit in Week 4.

FS Ha Ha Clinton-Dix, 2nd Year, Alabama, D1-14

- ▶ Led the team in tackles this season with 115 (96 solo) and was tied for fourth on the team in interceptions (two).
- ▶ According to STATS LLC, his three sacks during the 2015 regular season tied for the fifth most in a single regular season by a Packers safety (since 1982) and the most since Mark Roman recorded 3.5 in 2004.
- ▶ Started every game in 2015 after starting 10 of 16 games last season, finishing second on the team in tackles (95).
- ▶ Was the second safety ever drafted by Green Bay in the first round (Alabama S George Teague, No. 29 overall in 1993).

NFL

No	ALPHABETICAL ROSTER	Pos	Ht	Wt	Birthdate	Exp	College	High School	Hometown
84	Abbrederis, Jared	WR	6-1	195	12/17/90	2	Wisconsin		Wautoma, Wis.
17	Adams, Davante	WR	6-1	215	12/24/92	2	Fresno State		Palo Alto, Calif.
86	Backman, Kennard	TE	6-3	245	2/26/93	R	Alabama-Birmingham		Mableton, Ga.
69	Bakhtiari, David	T	6-4	310	9/30/91	3	Colorado		San Mateo, Calif.
32	Banjo, Chris	S	5-10	207	2/26/90	2	Southern Methodist		Sugar Land, Texas
67	Barclay, Don	T/G	6-4	305	4/18/89	4	West Virginia		Harmony, Pa.
75	Bulaga, Bryan	T	6-5	314	3/21/89	6	Iowa		Woodstock, Ill.
42	Burnett, Morgan	S	6-1	209	1/13/89	6	Georgia Tech		College Park, Ga.
21	Clinton-Dix, Ha Ha	S	6-1	208	12/21/92	2	Alabama		Orlando, Fla.
18	Cobb, Randall	WR	5-10	192	8/22/90	5	Kentucky		Alcoa, Tenn.
38	Crockett, John	RB	6-0	217	2/16/92	R	North Dakota State		Minneapolis, Minn.
2	Crosby, Mason	K	6-1	207	9/3/84	9	Colorado		Georgetown, Texas
76	Daniels, Mike	DT	6-0	310	5/5/89	4	Iowa		Blackwood, N.J.
91	Elliott, Jayrone	LB	6-3	255	11/11/91	2	Toledo		Cleveland, Ohio
39	Goodson, Demetri	CB	5-11	197	6/11/89	2	Baylor		Spring, Texas
98	Guion, Letroy	DT	6-4	322	6/21/87	8	Florida State		Starke, Fla.
36	Gunter, LaDarius	CB	6-2	201	5/13/92	R	Miami		Montgomery, Ala.
29	Hayward, Casey	CB	5-11	192	9/9/89	4	Vanderbilt		Perry, Ga.
7	Hundley, Brett	QB	6-3	226	6/15/93	R	UCLA		Chandler, Ariz.
33	Hyde, Micah	DB	6-0	197	12/31/90	3	Iowa		Fostoria, Ohio
83	Janis, Jeff	WR	6-3	219	6/24/91	2	Saginaw Valley State		Tawas City, Mich.
95	Jones, Datone	DE	6-4	285	7/24/90	3	UCLA		Compton, Calif.
89	Jones, James	WR	6-1	208	3/31/84	9	San Jose State		San Jose, Calif.
30	Kuhn, John	FB	6-0	250	9/9/82	10	Shippensburg		York, Pa.
27	Lacy, Eddie	RB	5-11	234	6/2/90	3	Alabama		Geismar, La.
70	Lang, T.J.	G	6-4	318	9/20/87	7	Eastern Michigan		Birmingham, Mich.
63	Linsley, Corey	C	6-3	301	7/27/91	2	Ohio State		Boardman, Ohio
59	Lovato, Rick	LS	6-2	259	9/9/92	R	Old Dominion		Middletown, N.J.
8	Masthay, Tim	P	6-1	200	3/16/87	6	Kentucky		Murray, Ky.
52	Matthews, Clay	LB	6-3	255	5/14/86	7	Southern California		Agoura Hills, Calif.
55	Mulumba, Andy	LB	6-3	260	1/31/90	3	Eastern Michigan		Montreal, Quebec
96	Neal, Mike	LB	6-3	262	6/26/87	6	Purdue		Merrillville, Ind.
51	Palmer, Nate	LB	6-2	248	9/23/89	3	Illinois State		Chicago, Ill.
64	Pennel, Mike	DT	6-4	332	5/9/91	2	Colorado State-Pueblo		Aurora, Colo.
56	Peppers, Julius	LB	6-7	287	1/18/80	14	North Carolina		Bailey, N.C.
80	Perillo, Justin	TE	6-3	250	1/5/91	2	Maine		Wilmington, Del.
53	Perry, Nick	LB	6-3	265	4/12/90	4	Southern California		Detroit, Mich.
81	Quarless, Andrew	TE	6-4	252	10/6/88	6	Penn State		Uniondale, N.Y.
90	Raji, B.J.	DT	6-2	337	7/11/86	7	Boston College	Washington	Township, N.J.
23	Randall, Damarious	CB	5-11	196	8/29/92	R	Arizona State		Pensacola, Fla.
22	Ripkowski, Aaron	FB	6-1	246	12/20/92	R	Oklahoma		Dayton, Texas
12	Rodgers, Aaron	QB	6-2	225	12/2/83	11	California		Chico, Calif.
82	Rodgers, Richard	TE	6-4	257	1/22/92	2	California		Shrewsbury, Mass.
24	Rollins, Quinten	CB	5-11	195	7/15/92	R	Miami (Ohio)		Wilmington, Ohio
47	Ryan, Jake	LB	6-2	240	2/27/92	R	Michigan		Cleveland, Ohio
37	Shields, Sam	CB	5-11	184	12/8/87	6	Miami		Sarasota, Fla.
71	Sitton, Josh	G	6-3	318	6/16/86	8	Central Florida		Pensacola, Fla.
44	Starks, James	RB	6-2	218	2/25/86	6	Buffalo		Niagara Falls, N.Y.
65	Taylor, Lane	G	6-3	324	11/22/89	3	Oklahoma State		Arlington, Texas
48	Thomas, Joe	LB	6-1	227	5/6/91	1	South Carolina State		Blackville, S.C.
16	Tolzien, Scott	QB	6-2	213	9/4/87	5	Wisconsin		Palatine, Ill.
73	Tretter, JC	C/G	6-4	307	2/12/91	3	Cornell		Akron, N.Y.
79	Walker, Josh	G	6-5	328	6/2/91	1	Middle Tennessee State		Evansville, Tenn.

INJURED RESERVE

58	Barrington, Sam	LB	6-1	240	10/5/90	3	South Florida		Jacksonville, Fla.
93	Boyd, Josh	DT	6-3	310	8/3/89	3	Mississippi State		Philadelphia, Miss.
61	Goode, Brett	LS	6-1	255	11/2/84	8	Arkansas		Fort Smith, Ark.
88	Montgomery, Ty	WR	6-0	216	1/22/93	R	Stanford		Dallas, Texas
87	Nelson, Jordy	WR	6-3	217	5/31/85	8	Kansas State		Riley, Kan.
28	Richardson, Sean	S	6-2	216	1/21/90	4	Vanderbilt		Linden, Ala.

PRACTICE SQUAD

54	Bradford, Carl	LB	6-1	248	8/15/92	2	Arizona State		Norco, Calif.
62	Campbell, William	DT	6-5	330	7/6/91	2	Michigan		Detroit, Mich.
31	Daniel, Robertson	CB	6-1	205	10/1/91	R	Brigham Young		San Jose, Calif.
85	Henry, Mitchell	TE	6-4	252	12/11/92	R	Western Kentucky		Elizabethtown, Ky.
10	Johnson, Jamel	WR	6-2	217	7/9/91	R	Alabama State		Montgomery, Ala.
97	Ringo, Christian	DT	6-1	298	3/10/92	R	Louisiana-Lafayette		Jackson, Miss.
74	Rotheram, Matt	G	6-5	325	7/5/92	R	Pittsburgh		Olmsted, Ohio
26	Scheuerman, Ross	RB	6-0	210	3/5/93	R	Lafayette College		Creamridge, N.J.
60	Vujnovich, Jeremy	T	6-5	300	10/12/90	1	Louisiana College		Belle Chasse, La.
19	Williams, Ed	WR	6-0	196	3/14/91	R	Fort Hays State		Tampa, Fla.

PRACTICE SQUAD INJURED RESERVE

77	McBryde, B.J.	DE	6-5	303	10/21/91	R	Connecticut		Beaver Falls, Pa.
----	---------------	----	-----	-----	----------	---	-------------	--	-------------------



No	NUMERICAL ROSTER	Pos	Ht	Wt	Age	NFL Exp	College	How Acquired	Reg. season GP/GS/DNP/IA
2	Mason Crosby	K	6-1	207	31	9	Colorado	D6c-07	16/0/0/0
7	Brett Hundley	QB	6-3	226	22	R	UCLA	D5-15	0/0/0/16
8	Tim Masthay	P	6-1	200	28	6	Kentucky	FA-10	16/0/0/0
12	Aaron Rodgers	QB	6-2	225	32	11	California	D1-05	16/16/0/0
16	Scott Tolzien	QB	6-2	213	28	5	Wisconsin	FA-13	3/0/13/0
17	Davante Adams	WR	6-1	215	23	2	Fresno State	D2-14	13/12/0/3
18	Randall Cobb	WR	5-10	192	25	5	Kentucky	D2-11	16/15/0/0
21	Ha Ha Clinton-Dix	S	6-1	208	23	2	Alabama	D1-14	16/16/0/0
22	Aaron Ripkowski	FB	6-1	246	23	R	Oklahoma	D6a-15	15/0/0/1
23	Damarious Randall	CB	5-11	196	23	R	Arizona State	D1-15	15/9/0/1
24	Quinten Rollins	CB	5-11	195	23	R	Miami (Ohio)	D2-15	14/4/0/2
27	Eddie Lacy	RB	5-11	234	25	3	Alabama	D2-13	15/12/0/1
29	Casey Hayward	CB	5-11	192	26	4	Vanderbilt	D2b-12	16/11/0/0
30	John Kuhn	FB	6-0	250	33	10	Shippensburg	W-07 (Pit)	16/6/0/0
32	Chris Banjo	S	5-10	207	24	2	Southern Methodist	FA-13	16/1/0/0
33	Micah Hyde	DB	6-0	197	25	3	Iowa	D5a-13	15/7/0/1
36	LaDarius Gunter	CB	6-2	201	23	R	Miami	FA-15	8/0/0/8
37	Sam Shields	CB	5-11	184	28	6	Miami	FA-10	12/12/0/4
38	John Crockett	RB	6-0	217	23	R	North Dakota State	FA-15	2/0/1/2
39	Demetri Goodson	CB	5-11	197	26	2	Baylor	D6-14	14/0/0/2
42	Morgan Burnett	S	6-1	209	27	6	Georgia Tech	D3-10	11/11/0/5
44	James Starks	RB	6-2	218	29	6	Buffalo	D6-10	16/4/0/0
47	Jake Ryan	LB	6-2	240	23	R	Michigan	D4-15	14/5/0/2
48	Joe Thomas	LB	6-1	227	24	1	South Carolina State	FA-15 (ps-Dal)	14/0/0/0
51	Nate Palmer	LB	6-2	248	26	3	Illinois State	D6-13	16/10/0/0
52	Clay Matthews	LB	6-3	255	29	7	Southern California	D1b-09	16/16/0/0
53	Nick Perry	LB	6-3	265	25	4	Southern California	D1-12	14/1/0/2
55	Andy Mulumba	LB	6-3	260	25	3	Eastern Michigan	FA-13	6/0/0/10
56	Julius Peppers	LB	6-7	287	35	14	North Carolina	FA-14	16/16/0/0
59	Rick Lovato	LS	6-2	249	23	R	Old Dominion	FA-15	2/0/0/0
63	Corey Linsley	C	6-3	301	24	2	Ohio State	D5a-14	13/13/1/2
64	Mike Pennel	DT	6-4	332	24	2	Colorado State-Pueblo	FA-14	16/5/0/0
65	Lane Taylor	G	6-3	324	26	3	Oklahoma State	FA-13	4/2/3/9
67	Don Barclay	T/G	6-4	305	26	4	West Virginia	FA-12	16/5/0/0
69	David Bakhtiari	T	6-4	310	24	3	Colorado	D4a-13	14/14/0/2
70	T.J. Lang	G	6-4	318	28	7	Eastern Michigan	D4-09	15/15/0/1
71	Josh Sitton	G	6-3	318	29	8	Central Florida	D4b-08	16/16/0/0
73	JC Tretter	C/G	6-4	307	24	3	Cornell	D4b-13	16/3/0/0
75	Bryan Bulaga	T	6-5	314	26	6	Iowa	D1-10	12/12/0/4
76	Mike Daniels	DT	6-0	310	26	4	Iowa	D4a-12	16/16/0/0
79	Josh Walker	G	6-5	328	24	1	Middle Tennessee State	FA-14	13/0/0/3
80	Justin Perillo	TE	6-3	250	25	2	Maine	FA-14	9/0/0/2
81	Andrew Quarless	TE	6-4	252	27	6	Penn State	D5a-10	5/1/0/0
82	Richard Rodgers	TE	6-4	257	23	2	California	D3b-14	16/12/0/0
83	Jeff Janis	WR	6-3	219	24	2	Saginaw Valley State	D7-14	16/0/0/0
84	Jared Abbrederis	WR	6-1	195	25	2	Wisconsin	D5b-14	10/0/1/2
86	Kennard Backman	TE	6-3	245	22	R	Alabama-Birmingham	D6c-15	7/0/1/8
89	James Jones	WR	6-1	208	31	9	San Jose State	FA-15	16/15/0/0
90	B.J. Raji	DT	6-2	337	29	7	Boston College	D1a-09	15/15/0/1
91	Jayrone Elliott	LB	6-3	255	24	2	Toledo	FA-14	14/0/0/2
95	Datone Jones	DE	6-4	285	25	3	UCLA	D1-13	15/0/0/0
96	Mike Neal	LB	6-3	262	28	6	Purdue	D2-10	16/15/0/0
98	Letroy Guion	DT	6-4	322	28	8	Florida State	FA-14	13/4/0/0

INJURED RESERVE

28	Sean Richardson	S	6-2	216	25	4	Vanderbilt	FA-12	3/1/0/2
58	Sam Barrington	LB	6-1	240	25	3	South Florida	D7c-13	1/1/0/0
61	Brett Goode	LS	6-1	255	31	8	Arkansas	FA-08	14/0/0/0
87	Jordy Nelson	WR	6-3	217	30	8	Kansas State	D2a-08	0/0/0/0
88	Ty Montgomery	WR	6-0	216	22	R	Stanford	D3-15	6/3/0/7
93	Josh Boyd	DT	6-3	310	26	3	Mississippi State	D5b-13	2/0/0/0

PRACTICE SQUAD

10	Jamel Johnson	WR	6-2	217	24	R	Alabama State	FA-15	0/0/0/0
19	Ed Williams	WR	6-0	196	24	R	Fort Hays State	FA-15	0/0/0/0
26	Ross Scheuerman	RB	6-0	210	22	R	Lafayette College	FA-15	0/0/0/0
31	Robertson Daniel	CB	6-1	205	25	R	Brigham Young	FA-15	0/0/0/0
54	Carl Bradford	LB	6-1	248	23	2	Arizona State	D4-14	0/0/0/0
60	Jeremy Vujnovich	T	6-5	300	25	1	Louisiana College	FA-14	0/0/0/0
62	William Campbell	DT	6-5	330	24	2	Michigan	FA-15	0/0/0/0
74	Matt Rotheram	G	6-5	325	23	R	Pittsburgh	FA-15	0/0/0/0
85	Mitchell Henry	TE	6-4	252	23	R	Western Kentucky	FA-15	0/0/0/0
97	Christian Ringo	DT	6-1	298	23	R	Louisiana-Lafayette	D6b-15	0/0/0/0

PRACTICE SQUAD INJURED RESERVE

77	B.J. McBryde	DE	6-5	303	24	R	Connecticut	FA-15	0/0/0/0
----	--------------	----	-----	-----	----	---	-------------	-------	---------

2015 REGULAR-SEASON STATISTICS

	Packers	Opponents
TOTAL FIRST DOWNS	317	300
Rushing.....	100	96
Passing.....	173	183
Penalty.....	44	21
3rd Down: Made/Att.....	70/208	79/220
3rd Down Pct.....	33.7	35.9
4th Down: Made/Att.....	11/21	10/21
4th Down Pct.....	52.4	47.6
POSSESSION AVG.	30:08	29:52
TOTAL NET YARDS	5353	5547
Avg. Per Game.....	334.6	346.7
Total Plays.....	1056	1014
Avg. Per Play.....	5.1	5.5
NET YARDS RUSHING	1850	1905
Avg. Per Game.....	115.6	119.1
Total Rushes.....	436	420
NET YARDS PASSING	3503	3642
Avg. Per Game.....	218.9	227.6
Sacked/Yards Lost.....	47/322	43/256
Gross Yards.....	3825	3898
Att./Completions.....	573/348	551/321
Completion Pct.....	60.7	58.3
HAD INTERCEPTED	8	16
PUNTS/AVERAGE	81/43.9	82/43.4
Net Punting Avg.....	81/40.2	82/40.2
PENALTIES/YARDS	105/906	120/1107
FUMBLES/BALL LOST	24/9	19/6
TOUCHDOWNS	42	36
Rushing.....	8	13
Passing.....	31	20
Returns.....	3	3

SCORE BY PERIODS

	Q1	Q2	Q3	Q4	OT	PTS
PACKERS	106	56	86	120	0	368
OPPONENTS	45	121	106	51	0	323

SCORING

	TD	-Ru	-Pa	-Rt	K-PAT	FG	S	PTS
Mason Crosby.....	0	0	0	0	36/36	24/28	0	108
James Jones.....	8	0	8	0			0	52
Richard Rodgers.....	8	0	8	0			0	50
Randall Cobb.....	7	0	6	1			0	42
Eddie Lacy.....	5	3	2	0			0	30
James Starks.....	5	2	3	0			0	30
John Kuhn.....	2	2	0	0			0	12
Ty Montgomery.....	2	0	2	0			0	12
Davante Adams.....	1	0	1	0			0	8
Justin Perillo.....	1	0	1	0			0	8
Damarious Randall.....	1	0	0	1			0	6
Aaron Rodgers.....	1	1	0	0			0	6
Quinten Rollins.....	1	0	0	1			0	6
PACKERS	42	8	31	3	36/36	24/28	0	368
OPPONENTS	36	13	20	3	31/34	24/28	1	323

2-Pt Conversions: J. Jones 2, Adams, R. Rodgers, Packers 4-6, Opponents 1-2

SACKS: Julius Peppers 10.5, Clay Matthews 6.5, Mike Daniels 4, Mike Neal 4, Nick Perry 3.5, Ha Ha Clinton-Dix 3, Jayrone Elliott 3, Datone Jones 3, Micah Hyde 1, Nate Palmer 1, Mike Pannel 1, Quinten Rollins 1, Joe Thomas 1, B.J. Raji 0.5, PACKERS 43, OPPONENTS 47

RUSHING

	No	Yds	Avg	Long	TD
Eddie Lacy.....	187	758	4.1	29	3
James Starks.....	148	601	4.1	65t	2
Aaron Rodgers.....	58	344	5.9	18	1
Randall Cobb.....	13	50	3.8	12	0
John Kuhn.....	9	28	3.1	5t	2
John Crockett.....	9	21	2.3	12	0
Alonzo Harris.....	4	19	4.8	16	0
Ty Montgomery.....	3	14	4.7	9	0
Richard Rodgers.....	1	11	11.0	11	0
Tim Masthay.....	1	7	7.0	7	0
Scott Tolzien.....	3	-3	-1.0	0	0
PACKERS	436	1850	4.2	65t	8
OPPONENTS	420	1905	4.5	55	13

PASSING

	Att	Cmp	Yds	Cmp%	Yds/Att	TD	TD%	Int	Int%	Long	Sack/Lost	Rating
Aaron Rodgers.....	572	347	3821	60.7	6.68	31	5.4	8	1.4	65t	46/314	92.7
Scott Tolzien.....	1	1	4	100.0	4.00	0	0.0	0	0.0	4	1/8	83.3
PACKERS	573	348	3825	60.7	6.68	31	5.4	8	1.4	65t	47/322	92.7
OPPONENTS	551	321	3898	58.3	7.07	20	3.6	16	2.9	68	43/256	80.1

RECEIVING

	No	Yds	Avg	Long	TD
Randall Cobb.....	79	829	10.5	53t	6
Richard Rodgers.....	58	510	8.8	61t	8
James Jones.....	50	890	17.8	65t	8
Davante Adams.....	50	483	9.7	40	1
James Starks.....	43	392	9.1	30	3
Eddie Lacy.....	20	188	9.4	28t	2
Ty Montgomery.....	15	136	9.1	31t	2
Justin Perillo.....	11	102	9.3	24	1
Jared Abbrederis.....	9	111	12.3	32	0
John Kuhn.....	6	56	9.3	19	0
Andrew Quarless.....	4	31	7.8	13	0
Jeff Janis.....	2	79	39.5	46	0
Aaron Ripkowski.....	1	18	18.0	18	0
PACKERS	348	3825	11.0	65t	31
OPPONENTS	321	3898	12.1	68	20

INTERCEPTIONS

	No	Yds	Avg	Long	TD
Damarious Randall.....	3	47	15.7	43t	1
Micah Hyde.....	3	36	12.0	34	0
Sam Shields.....	3	15	5.0	15	0
Quinten Rollins.....	2	48	24.0	45t	1
Ha Ha Clinton-Dix.....	2	2	1.0	2	0
Clay Matthews.....	1	42	42.0	42	0
Mike Daniels.....	1	6	6.0	6	0
Jayrone Elliott.....	1	2	2.0	2	0
PACKERS	16	198	12.4	45t	2
OPPONENTS	8	55	6.9	29	0

PUNTING

	No	Yds	Avg	Net	TB	In 20	LG	Blk
Tim Masthay.....	81	3554	43.9	40.2	6	18	62	0
PACKERS	81	3554	43.9	40.2	6	18	62	0
OPPONENTS	82	3560	43.4	40.2	5	30	61	0

PUNT RETURNS

	Ret	FC	Yds	Avg	Long	TD
Micah Hyde.....	27	18	157	5.8	16	0
Randall Cobb.....	4	4	10	2.5	10	0
Jared Abbrederis.....	0	1	0	--	--	0
PACKERS	31	23	167	5.4	16	0
OPPONENTS	41	14	174	4.2	23	0

KICKOFF RETURNS

	No	Yds	Avg	Long	TD
Jeff Janis.....	14	406	29.0	70	0
Micah Hyde.....	8	187	23.4	30	0
Ty Montgomery.....	7	218	31.1	46	0
Jared Abbrederis.....	2	52	26.0	30	0
John Kuhn.....	2	9	4.5	9	0
Datone Jones.....	1	9	9.0	9	0
Aaron Ripkowski.....	1	0	0.0	0	0
JC Tretter.....	1	0	0.0	0	0
PACKERS	36	881	24.5	70	0
OPPONENTS	37	988	26.7	104	0

FIELD GOALS

	1-19	20-29	30-39	40-49	50+
Mason Crosby.....	1/1	7/7	4/4	8/11	4/5
PACKERS	1/1	7/7	4/4	8/11	4/5
OPPONENTS	1/1	6/6	7/7	5/6	5/8

Crosby: (37G) (54G, 18G, 44G, 21G) (44G) (44N, 31G) (35G) (23G, 28G) (56G) () (44G, 52N) (42G, 47G, 40G, 42G, 52G) (22G, 50G) (41N) () (24G, 21G, 33G, 49B) () (28G, 43G)
Opponents: (28G, 50G, 44G) (54G) () (33G) (42G, 50B, 53N, 63N) (36G, 32G) (50G, 24G) (20G, 49G, 43N, 22G) (49G, 51G) () (21G) (51G, 34G, 42G) () (23G, 30G) (19G) (39G, 32G)



2015 REGULAR-SEASON DEFENSIVE STATISTICS

Official totals – based on coaches' film review, through Jan. 3 vs. Minnesota (press-box totals from Week 17 game)

Player	Total			Sacks/		Int/ Yards	Fum Rec	For Fum	Pass Def
	Tackles	Solo	Asst	Yards	Yards				
Ha Ha Clinton-Dix	115	96	19	3.0/14.0	2/2		0	1	4
Clay Matthews	85	56	29	6.5/40.5	1/42		1	0	3
Nate Palmer	80	55	25	1.0/0.0	0/0		0	0	3
Morgan Burnett	73	54	19	0.0/0.0	0/0		1	2	6
Casey Hayward	73	53	20	0.0/0.0	0/0		0	0	7
Mike Daniels	67	39	28	4.0/21.5	1/6		0	1	2
Damarious Randall	59	50	9	0.0/0.0	3/47		0	0	16
Micah Hyde	51	45	6	1.0/3.0	3/36		1	0	7
Sam Shields	44	35	9	0.0/0.0	3/15		1	0	13
Jake Ryan	44	31	13	0.0/0.0	0/0		1	0	0
Julius Peppers	42	31	11	10.5/57.0	0/0		0	2	0
Mike Neal	41	28	13	4.0/28.5	0/0		0	1	0
Letroy Guion	39	12	27	0.0/0.0	0/0		0	0	0
Mike Pennel	35	22	13	1.0/0.0	0/0		0	1	0
Quinten Rollins	34	25	9	1.0/11.0	2/48		0	0	9
Nick Perry	34	22	12	3.5/21.5	0/0		0	1	1
B.J. Raji	34	12	22	0.5/1.0	0/0		0	0	2
Datone Jones	25	17	8	3.0/32.0	0/0		0	0	3
Joe Thomas	24	17	7	1.0/2.0	0/0		0	1	2
Jayrone Elliott	17	14	3	3.0/24.0	1/2		0	1	2
Demetri Goodson	5	4	1	0.0/0.0	0/0		0	0	1
Chris Banjo	4	4	0	0.0/0.0	0/0		0	0	1
Andy Mulumba	3	1	2	0.0/0.0	0/0		0	0	0
Sean Richardson	2	2	0	0.0/0.0	0/0		0	0	1
Sam Barrington	1	1	0	0.0/0.0	0/0		0	0	0
Josh Boyd	1	1	0	0.0/0.0	0/0		0	0	0
Bruce Gaston	1	1	0	0.0/0.0	0/0		0	0	0
Totals	1,033	728	305	43.0/256.0	16/198		5	11	83

SPECIAL TEAMS

Player	TT	FR	FF
Chris Banjo	21	0	0
Jeff Janis	15	0	0
Jayrone Elliott	11	0	0
Demetri Goodson	9	0	0
Aaron Ripkowski	9	0	0
Joe Thomas	9	0	0
Quinten Rollins	7	0	0
Jake Ryan	6	0	0
Micah Hyde	5	1	0
John Kuhn	4	0	0
Nate Palmer	4	0	0
Ha Ha Clinton-Dix	2	0	0
LaDarius Gunter	2	0	0
Tim Masthay	2	0	0
Andy Mulumba	2	0	0
Damarious Randall	2	0	0
John Crockett	1	0	0
Mason Crosby	1	0	1
Casey Hayward	1	0	0
Letroy Guion	1	0	0
Sean Richardson	1	0	0
Totals	115	1	1

BLOCKED KICKS

Player	PAT	FG	P
Datone Jones	0	1	0
Totals	0	1	0

DEFENSIVE SCORING

Player	TD	Int		Fum	Safeties
		Ret	Ret		
Damarious Randall	1	1	0	0	0
Quinten Rollins	1	1	0	0	0
Totals	2	2	0	0	0

Defensive touchdowns (2):

Randall — 43-yard INT return at Oakland (12/20)
Rollins — 45-yard INT return vs. St. Louis (10/11)

MISCELLANEOUS TACKLES

Player	Tackles
T.J. Lang	2
Davante Adams	1
Randall Cobb	1
James Jones	1
John Kuhn	1
Eddie Lacy	1
Aaron Rodgers	1
Richard Rodgers	1
James Starks	1
JC Tretter	1
Totals	11

	Packers	Opponent
TOTAL FIRST DOWNS	24	20
Rushing	11	5
Passing	11	14
Penalty	2	1
3rd Down: Made/Att.	3/11	5/15
3rd Down Pct.	27.3	33.3
4th Down: Made/Att.	1/1	1/4
4th Down Pct.	100.0	25.0
POSSESSION AVG.	29:33	30:27
TOTAL NET YARDS	346	354
Avg. Per Game	346.0	354.0
Total Plays	69	70
Avg. Per Play	5.0	5.1
NET YARDS RUSHING	141	84
Avg. Per Game	141.0	84.0
Total Rushes	32	18
NET YARDS PASSING	205	270
Avg. Per Game	205.0	270.0
Sacked/Yards Lost	1/5	6/59
Gross Yards	210	329
Att./Completions	36/21	46/29
Completion Pct.	58.3	63.0
HAD INTERCEPTED	0	0
PUNTS/AVERAGE	4/45.3	5/50.6
Net Punting Avg.	44.0	44.8
PENALTIES/YARDS	3/23	7/55
FUMBLES/BALL LOST	1/1	3/1
TOUCHDOWNS	4	2
Rushing	2	1
Passing	2	1
Returns	0	0

SCORE BY PERIODS

	Q1	Q2	Q3	Q4	OT	PTS
PACKERS	0	17	7	11	0	35
OPPONENTS	5	6	7	0	0	18

SCORING

	TD	-Ru	-Pa	-Rt	K-PAT	FG	S	PTS
Mason Crosby.....	0	0	0	0	3/3	2/2	0	9
Davante Adams.....	1	0	1	0			0	6
Randall Cobb	1	0	1	0			0	6
Eddie Lacy	1	1	0	0			0	6
James Starks	1	1	0	0			0	6
Jared Abbrederis.....	0	0	0	0			0	2
PACKERS	4	2	2	0	3/3	2/2	0	35
OPPONENTS	2	1	1	0	1/2	1/1	1	18

2-Pt Conversions: Abbrederis, Packers 1-1, Opponents 0-0

SACKS: Mike Neal 2, Nick Perry 2, Clay Matthews 1.5, Mike Daniels 0.5, PACKERS 6, OPPONENTS 1

RUSHING	No	Yds	Avg	Long	TD
Eddie Lacy	12	63	5.3	30	1
James Starks	12	53	4.4	22	1
Randall Cobb	5	24	4.8	9	0
John Kuhn	2	2	1.0	2	0
Aaron Rodgers	1	-1	-1.0	-1	0
PACKERS	32	141	4.4	30	2
OPPONENTS	18	84	4.7	25	1

RECEIVING	No	Yds	Avg	Long	TD
James Jones	7	81	11.6	34	0
Davante Adams	4	48	12.0	20	1
Randall Cobb	3	38	12.7	15	1
Jared Abbrederis.....	2	14	7.0	9	0
James Starks	2	12	6.0	6	0
Richard Rodgers.....	2	11	5.5	6	0
John Kuhn	1	6	6.0	6	0
PACKERS	21	210	10.0	34	2
OPPONENTS	29	329	11.3	38	1

INTERCEPTIONS	No	Yds	Avg	Long	TD
PACKERS	0	0	---	---	0
OPPONENTS	0	0	---	---	0

PUNTING	No	Yds	Avg	Net	TB	In 20	LG	Blk
Tim Masthay	4	181	45.3	44.0	0	1	55	0
PACKERS	4	181	45.3	44.0	0	1	55	0
OPPONENTS	5	253	50.6	44.8	0	3	60	0

PUNT RETURNS	Ret	FC	Yds	Avg	Long	TD
Micah Hyde	2	0	29	14.5	17	0
PACKERS	2	0	29	14.5	17	0
OPPONENTS	1	1	5	5.0	5	0

KICKOFF RETURNS	No	Yds	Avg	Long	TD
Jeff Janis	1	22	22.0	22	0
PACKERS	1	22	22.0	22	0
OPPONENTS	5	96	19.2	26	0

FIELD GOALS	1-19	20-29	30-39	40-49	50+
Mason Crosby.....	0/0	1/1	0/0	1/1	0/0
PACKERS	0/0	1/1	0/0	1/1	0/0
OPPONENTS	0/0	1/1	0/0	0/0	0/0

Crosby: (43G, 29G)

Opponents: (25G)

PASSING	Att	Cmp	Yds	Cmp%	Yds/Att	TD	TD%	Int	Int%	Long	Sack/Lost	Rating
Aaron Rodgers	36	21	210	58.3	5.83	2	5.6	0	0.0	34	1/5	93.5
PACKERS	36	21	210	58.3	5.83	2	5.6	0	0.0	34	1/5	93.5
OPPONENTS	46	29	329	63.0	7.15	1	2.2	0	0.0	38	6/59	91.7



2015 POSTSEASON DEFENSIVE STATISTICS

Official totals – based on press-box totals, through Jan. 10 at Washington

SPECIAL TEAMS

Player	Total Tackles	Solo	Asst	Sacks/ Yards	Int/ Yards	Fum Rec	For Fum	Pass Def
Morgan Burnett.....	11	5	6	0.0/0.0	0/0	0	0	0
Damarius Randall.....	8	4	4	0.0/0.0	0/0	0	0	1
Casey Hayward.....	7	5	2	0.0/0.0	0/0	0	0	1
Micah Hyde.....	7	2	5	0.0/0.0	0/0	0	0	1
Joe Thomas.....	6	3	3	0.0/0.0	0/0	0	0	0
Jake Ryan.....	5	2	3	0.0/0.0	0/0	0	0	0
Clay Matthews.....	4	2	2	1.5/16.5	0/0	0	1	0
Ha Ha Clinton-Dix.....	4	2	2	0.0/0.0	0/0	0	0	2
Nick Perry.....	4	1	3	2.0/15.0	0/0	0	0	0
Mike Neal.....	3	3	0	2.0/23	0/0	1	1	0
Mike Daniels.....	3	1	2	0.5/4.5	0/0	0	0	0
B.J. Raji.....	2	2	0	0.0/0.0	0/0	0	0	0
Julius Peppers.....	2	1	1	0.0/0.0	0/0	0	0	0
Letroy Guion.....	2	1	1	0.0/0.0	0/0	0	0	0
Quinten Rollins.....	1	1	0	0.0/0.0	0/0	0	0	1
LaDarius Gunter.....	1	1	0	0.0/0.0	0/0	0	0	1
Andy Mulumba.....	1	0	1	0.0/0.0	0/0	0	0	0
Totals.....	71	36	35	6.0/59.0	0/0	1	2	7

Player	TT	FR	FF
Morgan Burnett.....	2	0	0
Chris Banjo.....	1	0	0
Ha Ha Clinton-Dix.....	1	0	0
Demetri Goodson.....	1	0	0
Micah Hyde.....	1	0	0
John Kuhn.....	1	0	0
Totals.....	7	0	0

MISCELLANEOUS TACKLES

Player	Tackles
T.J. Lang.....	1
Totals.....	1

ROSTER BY POSITION

QUARTERBACK (3)

Brett Hundley
Aaron Rodgers
Scott Tolzien

FULLBACK (2)

John Kuhn
Aaron Ripkowski

RUNNING BACK (3)

John Crockett
Eddie Lacy
James Starks

WIDE RECEIVER (5)

Jared Abbrederis
Davante Adams
Randall Cobb
Jeff Janis
James Jones

TIGHT END (4)

Kennard Backman
Justin Perillo
Andrew Quarless
Richard Rodgers

OFFENSIVE LINE (9)

David Bakhtiari
Don Barclay
Bryan Bulaga
T.J. Lang
Corey Linsley
Josh Sitton
Lane Taylor
JC Tretter
Josh Walker

DEFENSIVE LINE (5)

Mike Daniels
Letroy Guion
Datone Jones
Mike Pennel
B.J. Raji

LINEBACKER (9)

Jayrone Elliott
Clay Matthews
Andy Mulumba
Mike Neal
Nate Palmer
Julius Peppers
Nick Perry
Jake Ryan
Joe Thomas

CORNERBACK (6)

Demetri Goodson
LaDarius Gunter
Casey Hayward
Damarius Randall
Quinten Rollins
Sam Shields

SAFETY (4)

Chris Banjo
Morgan Burnett
Ha Ha Clinton-Dix
Micah Hyde

SPECIALIST (3)

Mason Crosby
Rick Lovato
Tim Masthay

Rookies and first-year players are underlined

PRONUNCIATION GUIDE

PLAYERS

Jared Abbrederis ab-bruh-DAIR-is
Kennard Backman kuh-NARD
David Bakhtiari bock-tee-R-ee
Don Barclay BAR-clay
Bryan Bulaga buh-LAH-guh
Jayrone Elliott jay-RONE
Brett Goode GEWD
Letroy Guion GUY-on
LaDarius Gunter luh-DAIR-ee-us
Datone Jones DAY-tone
John Kuhn KOON
Tim Masthay MASS-tay
Andy Mulumba moo-LOOM-bah

Mike Pennel puh-NELL
Justin Perillo puh-RILL-oh
Andrew Quarless QUAR-liss
B.J. Raji RAH-jee
Damarius Randall duh-MAIR-ee-us
Josh Sitton SITT-en
Scott Tolzien toll-ZEEN

COACHES

James Campen KAMP-en
Tom Clements KLEMM-ints
Jerry Fontenot FON-tin-oh
Mark Lovat luh-VOTT
Mike Solari so-LARR-ee
Mike Trgovac TER-guh-vac



OFFENSE

WR:	17	Davante Adams	89	James Jones	83	Jeff Janis
LT:	69	David Bakhtiari	67	Don Barclay		
LG:	71	Josh Sitton	65	Lane Taylor		
C:	63	Corey Linsley	73	JC Tretter		
RG:	70	T.J. Lang	<u>79</u>	<u>Josh Walker</u>		
RT:	75	Bryan Bulaga	67	Don Barclay		
TE:	82	Richard Rodgers	80	Justin Perillo	81	Andrew Quarless
					<u>86</u>	<u>Kennard Backman</u>
WR:	18	Randall Cobb	84	Jared Abbrederis		
QB:	12	Aaron Rodgers	16	Scott Tolzien	<u>7</u>	<u>Brett Hundley</u>
RB:	27	Eddie Lacy	44	James Starks	<u>38</u>	<u>John Crockett</u>
FB:	30	John Kuhn	<u>22</u>	<u>Aaron Ripkowski</u>		

DEFENSE

DE:	98	Letroy Guion	95	Datone Jones		
NOSE:	90	B.J. Raji	64	Mike Pennel		
DT:	76	Mike Daniels	64	Mike Pennel		
LOLB:	96	Mike Neal	52	Clay Matthews	91	Jayrone Elliott
BLB:	<u>47</u>	<u>Jake Ryan</u>	51	Nate Palmer	<u>48</u>	<u>Joe Thomas</u>
MLB:	52	Clay Matthews	51	Nate Palmer		
ROLB:	56	Julius Peppers	53	Nick Perry	55	Andy Mulumba
LCB:	29	Casey Hayward	<u>23</u>	<u>Damarious Randall</u>	39	Demetri Goodson
RCB:	37	Sam Shields	<u>24</u>	<u>Quinten Rollins</u>	<u>36</u>	<u>LaDarius Gunter</u>
SS:	42	Morgan Burnett	32	Chris Banjo		
FS:	21	Ha Ha Clinton-Dix	33	Micah Hyde		

SPECIAL TEAMS

K:	2	Mason Crosby	8	Tim Masthay		
P:	8	Tim Masthay	2	Mason Crosby		
H:	8	Tim Masthay	18	Randall Cobb		
PR:	33	Micah Hyde	18	Randall Cobb		
KR:	83	Jeff Janis	84	Jared Abbrederis	33	Micah Hyde
LS:	<u>59</u>	<u>Rick Lovato</u>	67	Don Barclay	80	Justin Perillo

Rookies and first-year players are underlined

COACH LOCATIONS

► **Coaches' Box:** Dom Capers (defensive coordinator), Tom Clements (associate head coach/offense), Luke Getsy (offensive quality control), Scott McCurley (assistant linebackers), David Raih (coaching administrator), John Rushing (defensive quality control), Mike Solari (assistant offensive line), Joe Whitt Jr. (secondary - cornerbacks).

► **Sideline:** Edgar Bennett (offensive coordinator), James Campen (offensive line), Jerry Fontenot (tight ends), Sam Gash (running backs), Jerry Montgomery (defensive front assistant), Winston Moss (associate head coach/linebackers), Darren Perry (secondary - safeties), Jason Simmons (assistant special teams), Mike Trgovac (defensive line), Alex Van Pelt (quarterbacks/ wide receivers), Ron Zook (special teams coordinator).



HOW THE PACKERS WERE BUILT

Year	Record	Draft (34)	Waivers (1)	Free Agents (18)
2005	4-12	QB Aaron Rodgers D1		
2007	13-3	K Mason Crosby D6c	FB John Kuhn (Pit)	
2008	6-10	G Josh Sitton D4b		
2009	11-5	DT B.J. Raji D1a LB Clay Matthews D1b G T.J. Lang D4		
2010	10-6	T Bryan Bulaga D1 LB Mike Neal D2 S Morgan Burnett D3 TE Andrew Quarless D5a RB James Starks D6		P Tim Masthay CB Sam Shields
2011	15-1	WR Randall Cobb D2		
2012	11-5	LB Nick Perry D1 CB Casey Hayward D2b DT Mike Daniels D4a		T/G Don Barclay
2013	8-7-1	DE Datone Jones D1 RB Eddie Lacy D2 T David Bakhtiari D4a C/G JC Tretter D4b DB Micah Hyde D5a LB Nate Palmer D6		S Chris Banjo LB Andy Mulumba G Lane Taylor QB Scott Tolzien
2014	12-4	S Ha Ha Clinton-Dix D1 WR Davante Adams D2 TE Richard Rodgers D3b C Corey Linsley D5a WR Jared Abbrederis D5b CB Demetri Goodson D6 WR Jeff Janis D7		LB Jayrone Elliott DT Letroy Guion DT Mike Pennel LB Julius Peppers TE Justin Perillo G Josh Walker
2015	10-6	CB Damarious Randall D1 CB Quinten Rollins D2 LB Jake Ryan D4 QB Brett Hundley D5 FB Aaron Ripkowski D6a TE Kennard Backman D6c		RB John Crockett CB LaDarius Gunter WR James Jones (D3-07) LS Rick Lovato LB Joe Thomas (PS-Dal.)

RUSHING

Most Attempts, Career

163	Edgar Bennett (10 games)
146	Jim Taylor (7 games)
144	Dorsey Levens (14 games)

Most Attempts, Game

31	Jim Taylor, at NYG, Dec. 30, 1962
27	Ryan Grant, vs. Sea., Jan. 12, 2008
	Jim Taylor, vs. CleB, Jan. 2, 1966
	Dorsey Levens, at SF, Jan. 11, 1998
	Dorsey Levens, at SF, Jan. 3, 1999

Most Yards Rushing, Career

647	Dorsey Levens (14 games)
561	Edgar Bennett (10 games)
521	Ahman Green (7 games)

Most Yards Rushing, Game

201	Ryan Grant, vs. Sea., Jan. 12, 2008 (27 att.)
156	Ahman Green, at Phi., Jan. 11, 2004 (25 att.)
123	James Starks, at Phi., Jan. 9, 2011 (23 att.)
116	Dorsey Levens, at SF, Jan. 3, 1999 (27 att.)
114	Dorsey Levens, at SF, Jan. 11, 1998 (27 att.)

Longest Run from Scrimmage

71	James Lofton, at DalC, Jan. 16, 1983 (TD)
49	Ahman Green, at StLR, Jan. 20, 2002
46	Travis Williams, vs. LARm, Dec. 23, 1967 (TD)

Most Games, 100 or More Yards Rushing, Career

3	Dorsey Levens (14 games)
1	Paul Hornung (5 games)
	Ryan Grant (6 games)
	James Starks (9 games)
	Edgar Bennett (7 games)
	Ahman Green (7 games)
	Jim Taylor (7 games)
	Eddie Lacy (4 games)

Most Consec. Games, 100 or More Yards Rushing

2	Dorsey Levens (1997)
1	Seven times (last: Eddie Lacy, 2014)

Most Rushing Touchdowns, Career

5	Edgar Bennett (10 games)
4	John Kuhn (13 games)
	Dorsey Levens (14 games)
3	Paul Hornung (5 games)
	Ryan Grant (6 games)
	Ahman Green (7 games)
	Aaron Rodgers (12 games)
2	DuJuan Harris (2 games)
	Travis Williams (3 games)
	Clarke Hinkle (4 games)
	Elijah Pitts (6 games)
	Jim Taylor (7 games)
	James Starks (9 games)



Levens

Most Rushing Touchdowns, Game

3	Ryan Grant, vs. Sea., Jan. 12, 2008
2	Elijah Pitts, vs. KC, Jan. 15, 1967
	Travis Williams, vs. LARm, Dec. 23, 1967
	Edgar Bennett, vs. SF, Jan. 4, 1997
	Ahman Green, vs. Sea., Jan. 4, 2004

Most Consecutive Games, Rushing for Touchdowns

2	Paul Hornung (1965)
	Edgar Bennett (1994-95)
	Edgar Bennett (1996)
	Dorsey Levens (1997)
	DuJuan Harris (2012)

PASSING

Most Passes Completed, Career

438	Brett Favre (22 games)
274	Aaron Rodgers (13 games)
130	Bart Starr (10 games)

Most Passes Completed, Game

31	Aaron Rodgers, at Atl., Jan. 15, 2011 (36 att.)
28	Brett Favre, at DalC, Jan. 16, 1994 (45 att.)
	Aaron Rodgers, at Ari., Jan. 10, 2010 (42 att.)
26	Brett Favre, at StLR, Jan. 20, 2002 (44 att.)
	Brett Favre, vs. Sea., Jan. 4, 2004 (38 att.)
	Aaron Rodgers, vs. NYG, Jan. 15, 2012 (46 att.)
	Aaron Rodgers, at SF, Jan. 12, 2013 (39 att.)

Most Passes Attempted, Career

721	Brett Favre (22 games)
423	Aaron Rodgers (13 games)
213	Bart Starr (10 games)

Most Passes Attempted, Game

46	Aaron Rodgers, vs. NYG, Jan. 15, 2012 (26 comp.)
45	Brett Favre, at DalC, Jan. 16, 1994 (28 comp.)
44	Brett Favre, at StLR, Jan. 20, 2002 (26 comp.)
42	Brett Favre, vs. Den., Jan. 25, 1998 (25 comp.)
	Brett Favre, vs. Atl., Jan. 4, 2003 (20 comp.)
	Aaron Rodgers, at Ari., Jan. 10, 2010 (28 comp.)

Most Yards Passing, Career

5,311	Brett Favre (22 games)
3,193	Aaron Rodgers (13 games)
1,753	Bart Starr (10 games)

Most Yards Passing, Game

423	Aaron Rodgers, at Ari., Jan. 10, 2010
366	Aaron Rodgers, at Atl., Jan. 15, 2011
332	Lynn Dickey, at DalC, Jan. 16, 1983

Most Games, 300 or More Yards Passing, Career

4	Aaron Rodgers (13 games)
3	Brett Favre (22 games)
1	Lynn Dickey (2 games)
	Bart Starr (10 games)

Most Consecutive Games, 300 or More Yards Passing

1	Nine times (last: Aaron Rodgers, 2014)
---	--

Most Touchdown Passes, Career

39	Brett Favre (22 games)
25	Aaron Rodgers (13 games)
15	Bart Starr (10 games)

Most Touchdown Passes, Game

4	Bart Starr, at DalC, Jan. 1, 1967
	Lynn Dickey, vs. StLC, Jan. 8, 1983
	Aaron Rodgers, at Ari., Jan. 10, 2010
3	10 times (last: Aaron Rodgers, vs. DalC, Jan. 11, 2015)

Most Consecutive Games, Touchdown Pass

*18	Brett Favre (1995-98, 2001-04, 2007) (*NFL record now 20)
8	Aaron Rodgers (2010-15)
6	Bart Starr (1965-67)

Most Passes Had Intercepted, Career

*28	Brett Favre (22 games) (*NFL record now 30)
7	Aaron Rodgers (13 games)
4	Arnie Herber (3 games)
3	Irv Comp (1 game)
	Lynn Dickey (2 games)
	Bart Starr (10 games)

Most Passes Had Intercepted, Game

**6	Brett Favre, at StLR, Jan. 20, 2002 (44 att.)
4	Brett Favre, vs. Min., Jan. 9, 2005 (33 att.)
3	Arnie Herber, vs. NYG, Dec. 10, 1939 (8 att.)
	Irv Comp, at NYG, Dec. 17, 1944 (10 att.)
	Lynn Dickey, at DalC, Jan. 8, 1983 (36 att.)

Longest Pass Completion

90	Brett Favre to Donald Driver, vs. NYG, Jan. 20, 2008 (TD)
81	Brett Favre to Antonio Freeman, vs. NE, Jan. 26, 1997 (TD)
73	Brett Favre to Robert Brooks, at DalC, Jan. 14, 1996 (TD)
66	Cecil Isbell to Wayland Becker, at NYG, Dec. 11, 1938
66	Brett Favre to Dorsey Levens, vs. Car., Jan. 12, 1997
62	Bart Starr to Boyd Dowler, vs. Oak., Jan. 14, 1968 (TD)
60	Lynn Dickey to John Jefferson, vs. StLC, Jan. 8, 1983 (TD)

Highest Completion Percentage, Career (min. 50 att.)

64.78%	Aaron Rodgers (274-423)
61.03%	Bart Starr (130-213)
61.02%	Lynn Dickey (36-59)

Highest Completion Percentage, Game (min. 20 att.)

86.11%	Aaron Rodgers, at Atl, Jan. 15, 2011 (31-36)
78.26%	Brett Favre, vs. Sea., Jan. 12, 2008 (18-23)
75.86%	Brett Favre, vs. SF, Jan. 13, 2002 (22-29)
75.00%	Brett Favre, at SF, Jan. 6, 1996 (21-28)
73.91%	Bart Starr, vs. LARm, Dec. 23, 1967 (17-23)
	Lynn Dickey, vs. StLC, Jan. 8, 1983 (17-23)

RECEIVING

Most Receptions, Career

- 50 Greg Jennings (10 games)
- 49 Donald Driver (15 games)
- 47 Jordy Nelson (11 games)
- Antonio Freeman (14 games)
- 45 Robert Brooks (11 games)

Most Receptions, Game

- 9 Edgar Bennett, at DalC, Jan. 16, 1994 (53 yds.)
- Antonio Freeman, vs. Den., Jan. 25, 1998 (126 yds.)
- Jordy Nelson, vs. Pit., Feb. 6, 2011 (140 yds.)
- 8 (Eight times, last: Randall Cobb, vs. DalC, Jan. 11, 2015, 116 yds.)
- 7 (Nine times, last: James Jones, at Was., Jan. 10, 2016, 81 yds.)

Most Consecutive Games, Reception

- 13 Dorsey Levens (1994-98, 2001)
- 12 Antonio Freeman (1995-98, 2001)
- Donald Driver (2002-04, 2007, 2009-11)
- 11 Robert Brooks (1993-95, 1997-98)
- 10 Greg Jennings (2007, 2009-12)
- James Jones (2009-13, 2015)
- 9 Jordy Nelson (2010-14)
- 8 Carroll Dale (1965-67, 1972)
- Bubba Franks (2001-04, 2007)

Most Yards Receiving, Career

- 748 Antonio Freeman (14 games)
- 675 Donald Driver (15 games)
- 673 Greg Jennings (10 games)

Most Yards Receiving, Game

- 159 Jermichael Finley, at Ari., Jan. 10, 2010 (6 rec.)
- 148 John Jefferson, vs. StLC, Jan. 8, 1983 (6 rec.)
- 141 Donald Driver, vs. NYG, Jan. 20, 2008 (5 rec.)
- 140 Jordy Nelson, vs. Pit., Feb. 6, 2011 (9 rec.)
- 138 Max McGee, vs. KC, Jan. 15, 1967 (7 rec.)
- Robert Brooks, at DalC, Jan. 8, 1995 (8 rec.)

Most Games, 100 or More Yards Receiving, Career

- 3 Greg Jennings (10 games)
- Robert Brooks (11 games)
- Antonio Freeman (14 games)
- 2 Sterling Sharpe (2 games)
- Javon Walker (4 games)
- Carroll Dale (8 games)

Most Consec. Games, 100 or More Yards Receiving

- 2 Sterling Sharpe (1993)
- Robert Brooks (1995)
- Antonio Freeman (1997)
- Javon Walker (2002-03)
- Greg Jennings (2010)

Most Touchdown Receptions, Career

- 10 Antonio Freeman (14 games)
- 6 Greg Jennings (10 games)
- 5 Boyd Dowler (10 games)
- 4 Sterling Sharpe (2 games)
- Max McGee (7 games)
- Robert Brooks (11 games)
- Jordy Nelson (11 games)
- James Jones (12 games)
- Mark Chmura (14 games)

Most Touchdown Receptions, Game

- **3 Sterling Sharpe, at Det., Jan. 8, 1994
- 2 Ron Kramer, at Phi., Dec. 26, 1960
- Max McGee, vs. KC, Jan. 15, 1967
- Boyd Dowler, vs. DalC, Dec. 31, 1967
- John Jefferson, vs. StLC, Jan. 8, 1983
- Robert Brooks, at DalC, Jan. 14, 1996
- Antonio Freeman, vs. Den., Jan. 25, 1998
- Antonio Freeman, at SF, Jan. 3, 1999
- Antonio Freeman, at StLR, Jan. 20, 2002
- Robert Ferguson, at Phi., Jan. 11, 2004
- Greg Jennings, vs. Sea., Jan. 12, 2008
- Greg Jennings, vs. Pit., Feb. 6, 2011

Most Consecutive Games, Touchdown Reception

- 5 Antonio Freeman (1997-98, 2001)
- 3 James Jones (2009-10)
- 2 Carroll Dale (1965-66)
- Max McGee (1966)
- Boyd Dowler (1967)
- James Lofton (1982)
- Sterling Sharpe (1993)
- Mark Chmura (1995)
- Keith Jackson (1995)
- Antonio Freeman (1996)
- John Kuhn (2011-12)
- Randall Cobb (2014-15)

INTERCEPTIONS BY

Most Interceptions By, Career

- 5 Sam Shields (9 games)
- 4 Joe Laws (4 games)
- Eugene Robinson (6 games)
- Craig Newsome (7 games)
- Herb Adderley (9 games)
- Tramon Williams (13 games)
- 3 Tyrone Williams (10 games)
- Mike Prior (14 games)

Most Interceptions By, Game

- 3 Joe Laws, at NYG, Dec. 17, 1944
- 2 Charley Brock, vs. NYG, Dec. 10, 1939
- Eugene Robinson, vs. SF, Jan. 4, 1997
- Tramon Williams, at Atl., Jan. 15, 2011
- Sam Shields, at ChiB, Jan. 23, 2011

Most Consecutive Games, Interception

- 3 Craig Newsome (1996)
- 2 Herb Adderley (1967)
- Terrell Buckley (1993)
- Eugene Robinson (1997)
- Tramon Williams (2010)
- Sam Shields (2012)

Longest Interception Return

- *101 George Teague, at Det., Jan. 8, 1994 (TD)
- 70 Tramon Williams, at Atl., Jan. 15, 2011 (TD)
- 60 Herb Adderley, vs. Oak., Jan. 14, 1968 (TD)
- 58 Eugene Robinson, at SF, Jan. 11, 1998
- 52 Al Harris, vs. Sea., Jan. 4, 2004 (TD)
- 52 Sam Shields, at SF, Jan. 12, 2013 (TD)

SCORING

Most Points, Career

- 110 Mason Crosby (21 FG, 47 PAT) (14 games)
- 73 Chris Jacke (15 FG, 28 PAT) (10 games)
- 72 Antonio Freeman (12 TD) (14 games)

Most Points, Game

- 19 Paul Hornung, vs. NYG, Dec. 31, 1961
- (1 TD, 3 FG, 4 PAT)
- 18 Sterling Sharpe, at Det., Jan. 8, 1994 (3 TD)
- Ryan Grant, vs. Sea., Jan. 12, 2008 (3 TD)
- 16 Mason Crosby, vs. Sea., Jan. 18, 2015 (5 FG, 1 PAT)

* NFL Record

Super Bowl Record

** Shares NFL Record

Shares Super Bowl Record

Most Consecutive Games Scoring

- 14 Mason Crosby (2007, 2009-15)
- 10 Chris Jacke (1993-96)
- Ryan Longwell (1997-98, 2001-04)
- 7 Don Chandler (1965-67)

Most Touchdowns, Career

- 12 Antonio Freeman (14 games)
- 7 John Kuhn (14 games)
- 6 Edgar Bennett (10 games)
- Boyd Dowler (10 games)
- Greg Jennings (10 games)
- Dorsey Levens (14 games)

Most Touchdowns, Game

- 3 Sterling Sharpe, at Det., Jan. 8, 1994
- Ryan Grant, vs. Sea., Jan. 12, 2008

Most Consecutive Games Scoring Touchdown

- 5 Antonio Freeman (1997-98, 2001)
- 3 Antonio Freeman (1996)
- 2 16 times (last: Randall Cobb, 2014-15)

Most Field Goals Attempted, Career

- 23 Mason Crosby (14 games)
- 22 Chris Jacke (10 games)
- 21 Ryan Longwell (10 games)

Most Field Goals Attempted, Game

- 5 Jerry Kramer, at NYG, Dec. 30, 1962
- Mason Crosby, at Sea., Jan. 18, 2015
- 4 Don Chandler, vs. Oak., Jan. 14, 1968
- Chris Jacke, vs. Det., Dec. 31, 1994
- Chris Jacke, vs. Car., Jan. 12, 1997
- Ryan Longwell, at SF, Jan. 11, 1998
- 3 Nine times (last: Ryan Longwell, vs. Sea, Jan. 4, 2004)

Most Field Goals, Career

- 21 Mason Crosby (14 games)
- 15 Chris Jacke (10 games)
- Ryan Longwell (10 games)
- 9 Don Chandler (7 games)

Most Field Goals, Game

- **5 Mason Crosby, at Sea., Jan. 18, 2015
- ##4 Don Chandler, vs. Oak., Jan. 14, 1968
- 3 Paul Hornung, vs. NYG, Dec. 31, 1962
- Jerry Kramer, at NYG, Dec. 30, 1962
- Don Chandler, vs. CleB, Jan. 2, 1966
- Chris Jacke, vs. Det., Dec. 31, 1994
- Chris Jacke, vs. Car., Jan. 12, 1997
- Ryan Longwell, at SF, Jan. 11, 1998

Most Consecutive Field Goals

- 18 Mason Crosby (2010-15)
- 5 Don Chandler (1965)
- Chris Jacke (1996)
- 4 Don Chandler (1967)
- Jan Stenerud (1982)
- Chris Jacke (1994)
- Chris Jacke (1995)
- Ryan Longwell (1997-98)
- Ryan Longwell (1998-2001)
- 3 Paul Hornung (1960)
- Ryan Longwell (1997)



Longwell

Longest Field Goal

- 51 Chris Jacke, vs. Det., Dec. 31, 1994
- 50 Chris Jacke, at DalC, Jan. 8, 1995
- 48 Mason Crosby, at Sea., Jan. 18, 2015
- Mason Crosby, at Sea., Jan. 18, 2015
- 47 Mason Crosby, vs. NYG, Jan. 15, 2012

Most (One-Point) Points After Touchdown, Career

- 47 Mason Crosby (14 games)
- 28 Chris Jacke (10 games)
- 22 Don Chandler (7 games)

Most (One-Point) Points After Touchdown, Game

- 6 Mason Crosby, vs. Sea., Jan. 12, 2008
- Mason Crosby, at Ari., Jan. 10, 2010
- Mason Crosby, at Atl., Jan. 15, 2011
- 5 Don Chandler, vs. KC, Jan. 15, 1967
- Jan Stenerud, vs. StLC, Jan. 8, 1983
- Chris Jacke, vs. SF, Jan. 4, 1997
- 4 Paul Hornung, vs. NYG, Dec. 31, 1961
- Don Chandler, at DalC, Jan. 1, 1967
- Don Chandler, vs. LARm, Dec. 23, 1967
- Chris Jacke, at Det., Jan. 8, 1994
- Chris Jacke, vs. Atl., Dec. 31, 1995
- Mason Crosby, vs. Pit., Feb. 6, 2011
- Mason Crosby, at SF, Jan. 12, 2013

Safeties

None

KICKOFF RETURNS**Most Kickoff Returns, Career**

- 20 Antonio Freeman (14 games)
- 12 Randall Cobb (7 games)
- 11 Corey Harris (4 games)

Most Kickoff Returns, Game

- 7 Del Rodgers, at DalC, Jan. 16, 1983 (148 yds.)
- Antonio Freeman, at DalC, Jan. 14, 1996 (148 yds.)
- Roell Preston, at SF, Jan. 3, 1999 (194 yds.)
- 6 Antonio Freeman, vs. Den., Jan. 25, 1998 (104 yds.)
- 5 Corey Harris, at DalC, Jan. 8, 1995 (132 yds.)
- Tramon Williams, vs. Sea., Jan. 12, 2008 (111 yds.)

Most Kickoff Return Yards, Career

- 413 Antonio Freeman (14 games)
- 277 Desmond Howard (3 games)
- 253 Corey Harris (4 games)

Most Kickoff Return Yards, Game

- 194 Roell Preston, at SF, Jan. 3, 1999 (7 ret.)
- 154 Desmond Howard, vs. NE, Jan. 26, 1997 (4 ret.)
- 148 Antonio Freeman, at DalC, Jan. 14, 1996 (7 ret.)

Highest Average, Career (10 returns)

- 23.0 Corey Harris (11-253) (4 games)
- 20.9 Randall Cobb (10-209) (7 games)
- 20.8 Najeh Davenport (10-208) (3 games)

Highest Average, Game (3 returns)

- 38.5 Desmond Howard, vs. NE, Jan. 26, 1997 (4-154)
- 29.7 Corey Harris, at Det., Jan. 8, 1994 (3-89)
- 27.7 Roell Preston, at SF, Jan. 3, 1999 (7-194)

Longest Kickoff Return

- 99 Desmond Howard, vs. NE, Jan. 26, 1997 (TD)
- 51 Corey Harris, at DalC, Jan. 8, 1995
- 49 Desmond Howard, vs. Car., Jan. 12, 1997
- Tramon Williams, vs. NYG, Jan. 20, 2008

PUNTING**Most Punts, Game**

- 8 Donny Anderson, at DalC, Dec. 31, 1967
- Ron Widby, at Was., Dec. 24, 1972
- Tim Masthay, at ChiB, Jan. 23, 2011
- Tim Masthay, vs. Min., Jan. 5, 2013
- 7 Craig Hentrich, vs. NE, Jan. 26, 1997
- Josh Bidwell, at Phi., Jan. 11, 2004
- 6 Max McGee, at NYG, Dec. 30, 1962
- Donny Anderson, vs. Oak., Jan. 14, 1968
- Craig Hentrich, vs. SF, Jan. 4, 1997
- Jon Ryan, vs. NYG, Jan. 20, 2008

Highest Gross Punting Average, Game (4 punts)

- 47.0 Tim Masthay, at SF, Jan. 12, 2013 (4-188)
- 45.3 Tim Masthay, at Was., Jan. 10, 2016 (4-181)
- 45.2 Max McGee, at Phi., Dec. 26, 1960 (5-226)

Longest Punt

- 64 Boyd Dowler, vs. NYG, Dec. 31, 1961
- 63 Craig Hentrich, vs. SF, Jan. 4, 1997
- 62 Craig Hentrich, at DalC, Jan. 8, 1995

PUNT RETURNS**Most Punt Returns, Career**

- 19 Willie Wood (10 games) (##6 in two Super Bowls)
- 14 Robert Brooks (11 games)
- 10 Antonio Chatman (3 games)
- Antonio Freeman (14 games)
- 9 Desmond Howard (3 games) (##6 in one Super Bowl)
- Tramon Williams (13 games)

Most Punt Returns, Game

- ##6 Desmond Howard, vs. NE, Jan. 26, 1997 (90 yds.)
- Antonio Chatman, at Phi., Jan. 11, 2004 (27 yds.)
- 5 Willie Wood, vs. Oak., Jan. 14, 1968 (35 yds.)
- 4 Irv Comp, at NYG, Dec. 17, 1944 (55 yds.)
- Willie Wood, vs. DalC, Dec. 31, 1967 (21 yds.)
- Antonio Freeman, at DalC, Jan. 14, 1996 (54 yds.)
- Randall Cobb, vs. Min., Jan. 5, 2013 (17 yds.)

* NFL Record

Super Bowl Record

** Shares NFL Record

Shares Super Bowl Record

Most Punt Return Yards, Career

214	Robert Brooks (11 games)
210	Desmond Howard (3 games)
143	Antonio Freeman (14 games)

Most Punt Return Yards, Game

117	Desmond Howard, vs. SF, Jan. 4, 1997 (2 ret.)
#90	Desmond Howard, vs. NE, Jan. 26, 1997 (6 ret.)
72	Antonio Freeman, vs. Atl., Dec. 31, 1995 (3 ret.)

Highest Punt Return Average, Career (9 returns)

23.3	Desmond Howard (9-210) (3 games)
15.3	Robert Brooks (14-214) (11 games)
14.3	Antonio Freeman (10-143) (14 games)

Highest Punt Return Average, Game (3 returns)

24.0	Antonio Freeman, vs. Atl., Dec. 31, 1995 (3-72)
15.7	Robert Brooks, vs. TB, Jan. 4, 1998 (3-47)
15.0	Desmond Howard, vs. NE, Jan. 26, 1997 (6-90)

Longest Punt Return

76	Antonio Freeman, vs. Atl., Dec. 31, 1995 (TD)
71	Desmond Howard, vs. SF, Jan. 4, 1997 (TD)
46	Desmond Howard, vs. SF, Jan. 4, 1997

MISCELLANEOUS**Most Sacks, Career (Since 1982)**

10	Clay Matthews (11 games)
8	Reggie White (14 games)
4.5	Nick Perry (4 games)
4	Keith McKenzie (7 games)
	Sean Jones (8 games)
3	Tony Bennett (2 games)
	Bryce Paup (4 games)
	Aaron Kampman (6 games)
	LeRoy Butler (14 games)

Most Sacks, Game (Since 1982)

#3	Reggie White, vs. NE, Jan. 26, 1997
2	Reggie White, at Det., Jan. 8, 1994
	Bryce Paup, vs. Det., Dec. 31, 1994
	Sean Jones, vs. Atl., Dec. 31, 1995
	Keith McKenzie, at SF, Jan. 11, 1998
	Aaron Kampman, at Phi., Jan. 11, 2004
	Clay Matthews, at Atl., Jan. 15, 2011
	Clay Matthews, vs. Min., Jan. 5, 2013
	Mike Neal, at Was., Jan. 10, 2016
	Nick Perry, at Was., Jan. 10, 2016

Blocked Kicks, Game

2	Lon Evans, vs. BosR, Dec. 13, 1936 (FG, punt)
	Gary Lewis, vs. StLC, Jan. 8, 1983 (PAT, FG)
1	Ernie Smith, vs. BosR, Dec. 13, 1936 (punt)
	Lee McLaughlin, at ChiB, Dec. 14, 1941 (PAT)
	Henry Jordan, vs. CleB, Jan. 2, 1966 (FG)
	Dave Robinson, vs. LARm, Dec. 23, 1967 (FG)
	Bernardo Harris, at DalC, Jan. 14, 1996 (punt)
	Bob Kuberski, vs. TB, Jan. 4, 1998 (FG)
	Cletidus Hunt, vs. SF, Jan. 13, 2002 (FG)
	Brad Jones, vs. NYG, Jan. 15, 2012 (FG)
	Datone Jones, vs. DalC, Jan. 11, 2015 (FG)

GAMES

22	Brett Favre (1993-98, 2001-04, 2007)
16	William Henderson (1995-98, 2001-04)
15	Gilbert Brown (1993, 1995-98, 2001-03)
	Earl Dotson (1993, 1995-98, 2001-02)
	Donald Driver (2001-04, 2007, 2009-12)
14	Frank Winters (1993-97, 2002)
	LeRoy Butler (1993-98)
	Mark Chmura (1993-98)
	Mike Prior (1993-98)
	Reggie White (1993-98)
	Dorsey Levens (1994-98, 2001)
	Antonio Freeman (1995-98, 2001, 2003)
	Mason Crosby (2007, 2009-15)
	John Kuhn (2007, 2009-15)

TEAM RECORDS*all single-game records***NET YARDS GAINED****Most Yards Gained, Game**

493	at Arizona, Jan. 10, 2010 (89 ru., 404 pa.)
479	vs. Carolina, Jan. 12, 1997 (201 ru., 278 pa.)
466	at Dallas Cowboys, Jan. 16, 1983 (158 ru., 308 pa.)
442	at Atlanta, Jan. 15, 2011 (96 ru., 346 pa.)
425	vs. Dallas Cowboys, Jan. 11, 2015 (119 ru., 306 pa.)

Fewest Yards Gained, Game

195	vs. Dallas Cowboys, Dec. 31, 1967 (80 ru., 115 pa.)
210	vs. San Francisco, Jan. 4, 1997 (139 ru., 71 pa.)
211	at Washington, Dec. 24, 1972 (78 ru., 133 pa.)

*Butler***FIRST DOWNS****Most First Downs, Game**

32	at Arizona, Jan. 10, 2010
28	at Atlanta, Jan. 15, 2011
25	vs. Seattle, Jan. 12, 2008
	vs. New York Giants, Jan. 15, 2012
24	at San Francisco, Jan. 3, 1999
	vs. Minnesota, Jan. 9, 2005
	at Washington, Jan. 10, 2016

Fewest First Downs, Game

7	vs. Boston Redskins at New York, Dec. 13, 1936
10	vs. New York Giants, Dec. 10, 1939
	at Washington, Dec. 24, 1972
11	at New York Giants, Dec. 17, 1944

RUSHING**Most Yards Gained Rushing, Game**

235	vs. Seattle, Jan. 12, 2008 (35 att.)
223	at Philadelphia, Dec. 26, 1960 (42 att.)
210	at Philadelphia, Jan. 11, 2004 (37 att.)
204	vs. Cleveland Browns, Jan. 2, 1966 (47 att.)
201	vs. Carolina, Jan. 12, 1997 (45 att.)

Fewest Yards Gained Rushing, Game

28	vs. New York Giants, Jan. 20, 2008 (14 att.)
31	at Dallas Cowboys, Jan. 16, 1994 (13 att.)
33	at Chicago Bears, Dec. 14, 1941 (36 att.)
48	at Dallas Cowboys, Jan. 14, 1996 (12 att.)
50	vs. Pittsburgh Steelers, Feb. 6, 2011 (13 att.)

Most Rushing Attempts, Game

51	vs. New York Giants, Dec. 10, 1939 (131 yds.)
48	at New York Giants, Dec. 17, 1944 (162 yds.)
47	vs. Cleveland Browns, Jan. 2, 1966 (204 yds.)

Fewest Rushing Attempts, Game

12	at Dallas Cowboys, Jan. 14, 1996 (48 yds.)
13	at Dallas Cowboys, Jan. 16, 1994 (31 yds.)
	vs. Pittsburgh Steelers, Feb. 6, 2011 (50 yds.)

PASSING**Most Passes Attempted, Game**

46	at Dallas Cowboys, Jan. 8, 1995 (21 comp.)
	vs. New York Giants, Jan. 15, 2012 (26 comp.)
45	at Dallas Cowboys, Jan. 16, 1994 (28 comp.)

Fewest Passes Attempted, Game

10	vs. New York Giants, Dec. 10, 1939
11	at New York Giants, Dec. 17, 1944
15	vs. San Francisco, Jan. 4, 1997

Most Passes Completed, Game

31	at Atlanta, Jan. 15, 2011 (36 att.)
28	at Dallas Cowboys, Jan. 16, 1994 (45 att.)
	at Arizona, Jan. 10, 2010 (42 att.)
26	at St. Louis Rams, Jan. 20, 2002 (44 att.)
	vs. Seattle, Jan. 4, 2004 (38 att.)
	vs. New York Giants, Jan. 15, 2012 (46 att.)
	at San Francisco, Jan. 12, 2013 (39 att.)

Fewest Passes Completed, Game

3	at New York Giants, Dec. 17, 1944
7	vs. New York Giants, Dec. 10, 1939
8	at New York Giants, Dec. 11, 1938

Most Net Yards Gained, Passing, Game

404	at Arizona, Jan. 10, 2010 (42-28-1, 4 TD)
346	at Atlanta, Jan. 15, 2011 (36-31-0, 3 TD)
327	at Dallas Cowboys, Jan. 16, 1994 (45-28-2, 2 TD)

Fewest Net Yards Gained, Passing, Game

71	vs. San Francisco, Jan. 4, 1997
73	at New York Giants, Dec. 17, 1944
96	vs. New York Giants, Dec. 10, 1939
	at New York Giants, Dec. 30, 1962

Most Touchdowns, Passing, Game

4	at Dallas Cowboys, Jan. 1, 1967
	vs. St. Louis Cardinals, Jan. 8, 1983
	at Arizona, Jan. 10, 2010
3	10 times (last: vs. Dallas Cowboys, Jan. 11, 2015)

Most Passes Had Intercepted, Game

6	at St. Louis Rams, Jan. 20, 2002
4	vs. Minnesota, Jan. 9, 2005
3	vs. New York Giants, Dec. 10, 1939
	at New York Giants, Dec. 17, 1944
	at Dallas Cowboys, Jan. 8, 1983

SCORING**Most Points, Game**

48	at Atlanta, Jan. 15, 2011 (48-21)
45	at Arizona, Jan. 10, 2010 (45-51)
42	vs. Seattle, Jan. 12, 2008 (42-20)
41	vs. St. Louis Cardinals, Jan. 8, 1983 (41-16)
37	vs. New York Giants, Dec. 31, 1961 (37-0)
	vs. Atlanta, Dec. 31, 1995 (37-20)

Fewest Points, Game

3	at Washington, Dec. 24, 1972 (16-3)
7	vs. Atlanta, Jan. 4, 2003 (27-7)
9	at Dallas Cowboys, Jan. 8, 1995 (35-9)

Largest Margin of Victory

37	vs. New York Giants, Dec. 31, 1961 (37-0)
27	vs. New York Giants, Dec. 10, 1939 (27-0)
	at Atlanta, Jan. 15, 2011 (48-21)
25	vs. Kansas City, Jan. 15, 1967 (35-10)
	vs. St. Louis Cardinals, Jan. 8, 1983 (41-16)

Most Overall Touchdowns, Game

6	vs. Seattle, Jan. 12, 2008
	at Arizona, Jan. 10, 2010
	at Atlanta, Jan. 15, 2011
5	at Dallas Cowboys, Jan. 1, 1967
	vs. Kansas City, Jan. 15, 1967
	vs. St. Louis Cardinals, Jan. 8, 1983
	vs. Atlanta, Dec. 31, 1995
	vs. San Francisco, Jan. 4, 1997
4	7 times (last: at San Francisco, Jan. 12, 2013)

Most Field Goals, Game

##4	vs. Oakland, Jan. 14, 1968
3	vs. New York Giants, Dec. 31, 1961
	at New York Giants, Dec. 30, 1962
	vs. Detroit, Dec. 31, 1994
	vs. Carolina, Jan. 12, 1997
	at San Francisco, Jan. 11, 1998

Most (One-Point) Points After Touchdown, Game

6	vs. Seattle, Jan. 12, 2008
	at Arizona, Jan. 10, 2010
	at Atlanta, Jan. 15, 2011
5	vs. Kansas City, Jan. 15, 1967
	vs. St. Louis Cardinals, Jan. 8, 1983
	vs. San Francisco, Jan. 4, 1997
4	vs. New York Giants, Dec. 31, 1961
	at Dallas Cowboys, Jan. 1, 1967
	vs. Los Angeles Rams, Dec. 23, 1967
	at Detroit, Jan. 8, 1994
	vs. Atlanta, Dec. 31, 1995
	at San Francisco, Jan. 12, 2013

Most Safeties

No individual safeties (one team safety, 1994)

PUNTING**Most Punts, Game**

10	at New York Giants, Dec. 17, 1944
8	vs. Boston Redskins at New York, Dec. 13, 1936
	vs. Dallas Cowboys, Dec. 31, 1967
	at Washington, Dec. 24, 1972
	at Chicago Bears, Jan. 23, 2011
	vs. Minnesota, Jan. 5, 2013

Fewest Punts, Game

**0	at Atlanta, Jan. 15, 2011
1	vs. St. Louis Cardinals, Jan. 8, 1983
	vs. Atlanta, Jan. 4, 2003
	at Arizona, Jan. 10, 2010
2	vs. Carolina, Jan. 12, 1997
	at San Francisco, Jan. 3, 1999
	vs. New York Giants, Jan. 15, 2012
	vs. Dallas Cowboys, Jan. 11, 2015

Highest Gross Average, Game (4 punts)

47.00	at San Francisco, Jan. 12, 2013 (4-188)
45.30	at Washington, Jan. 10, 2016 (4-181)
45.20	at Philadelphia, Dec. 26, 1960 (5-226)

* NFL Record

Super Bowl Record

** Shares NFL Record

Shares Super Bowl Record

PUNT RETURNS

Most Punt Returns, Game

*8	at New York Giants, Dec. 17, 1944
6	vs. Baltimore Colts, Dec. 26, 1965
#6	vs. New England, Jan. 26, 1997
6	at Philadelphia, Jan. 11, 2004
5	vs. Boston Redskins at New York, Dec. 13, 1936
5	at Chicago Bears, Dec. 14, 1941
5	at Philadelphia, Dec. 26, 1960
5	vs. Dallas Cowboys, Dec. 31, 1967

Most Yards, Punt Returns, Game

117	vs. San Francisco, Jan. 4, 1997 (3 returns)
98	at New York Giants, Dec. 17, 1944 (8 returns)
#90	vs. New England, Jan. 26, 1997 (6 returns)

KICKOFF RETURNS

Most Kickoff Returns, Game

7	at Dallas Cowboys, Jan. 16, 1983
	at Dallas Cowboys, Jan. 14, 1996
	at San Francisco, Jan. 3, 1999
	at St. Louis Rams, Jan. 20, 2002
6	at Dallas Cowboys, Jan. 1, 1967
	at Dallas Cowboys, Jan. 16, 1994
	at Dallas Cowboys, Jan. 8, 1995
	vs. Denver, Jan. 25, 1998
	vs. Seattle, Jan. 4, 2004
	at Arizona, Jan. 10, 2010

Most Yards, Kickoff Returns, Game

194	at San Francisco, Jan. 3, 1999 (7 returns)
154	vs. New England, Jan. 26, 1997 (4 returns)
148	at Dallas Cowboys, Jan. 16, 1983 (7 returns)
	at Dallas Cowboys, Jan. 14, 1996 (7 returns)

PENALTIES

Most Penalties, Game

11	at Dallas Cowboys, Jan. 14, 1996
10	vs. Dallas Cowboys, Jan. 11, 2015
9	at San Francisco, Jan. 11, 1998
	vs. Denver, Jan. 25, 1998

Fewest Penalties, Game

1	vs. Oakland, Jan. 14, 1968
	vs. San Francisco, Jan. 4, 1997
2	at New York Giants, Dec. 11, 1938
	vs. Cleveland Browns, Jan. 2, 1966
	at Dallas Cowboys, Jan. 1, 1967
	vs. Dallas Cowboys, Dec. 31, 1967
	at Philadelphia, Jan. 9, 2011
	vs. Minnesota, Jan. 5, 2013

DEFENSIVE RECORDS

TOTAL YARDS ALLOWED

Fewest Net Yards Allowed, Game

116	vs. Boston Redskins at New York, Dec. 13, 1936
130	vs. New York Giants, Dec. 31, 1961
161	vs. Cleveland Browns, Jan. 2, 1966

Most Net Yards Allowed, Game

579	at San Francisco, Jan. 12, 2013
531	at Arizona, Jan. 10, 2010
453	vs. St. Louis Cardinals, Jan. 8, 1983

FIRST DOWNS

Fewest First Downs Allowed, Game

*6	vs. New York Giants, Dec. 31, 1961
8	vs. Bos. Redskins at New York, Dec. 13, 1936
	vs. Cleveland Browns, Jan. 2, 1966
9	vs. New York Giants, Dec. 10, 1939
	vs. Baltimore Colts, Dec. 26, 1965
	vs. Detroit, Dec. 31, 1994

Most First Downs Allowed, Game

30	at Arizona, Jan. 10, 2010
29	at San Francisco, Jan. 12, 2013
28	vs. St. Louis Cardinals, Jan. 8, 1983

RUSHING

Fewest Yards Allowed, Rushing, Game

* -4	vs. Detroit, Dec. 31, 1994 (15 att.)
21	vs. Atlanta, Dec. 31, 1995 (10 att.)
28	vs. Seattle, Jan. 12, 2008 (18 att.)
31	vs. New York Giants, Dec. 31, 1961 (14 att.)

Most Yards Allowed, Rushing, Game

323	at San Francisco, Jan. 12, 2013 (43 att.)
277	at Chicago Bears, Dec. 14, 1941 (48 att.)
192	vs. Atlanta, Jan. 4, 2003 (44 att.)

PASSING

Fewest Opponent Passes Attempted, Game

12	at Chicago Bears, Dec. 14, 1941
	vs. Baltimore Colts, Dec. 26, 1965
14	at Washington, Dec. 24, 1972
15	at New York Giants, Dec. 11, 1938

Most Opponent Passes Attempted, Game

65	at San Francisco, Jan. 6, 1996 (32 comp.)
54	vs. Atlanta, Dec. 31, 1995 (30 comp.)
51	vs. St. Louis Cardinals, Jan. 8, 1983 (32 comp.)

Fewest Opponent Passes Completed, Game

5	at Chicago Bears, Dec. 14, 1941
	vs. Baltimore Colts, Dec. 26, 1965
7	vs. Boston Redskins at New York, Dec. 13, 1936
	at Washington, Dec. 24, 1972
8	at New York Giants, Dec. 11, 1938
	at New York Giants, Dec. 17, 1944
	vs. Cleveland Browns, Jan. 2, 1966

Most Opponent Passes Completed, Game

32	vs. St. Louis Cardinals, Jan. 8, 1983 (51 att.)
	at San Francisco, Jan. 6, 1996 (65 att.)
30	vs. Atlanta, Dec. 31, 1995 (54 att.)
29	at Arizona, Jan. 10, 2010 (33 att.)
	at Washington, Jan. 10, 2016 (46 att.)

Fewest Opponent Net Yards, Passing, Game

32	vs. Baltimore Colts, Dec. 26, 1965
48	at Chicago Bears, Dec. 14, 1941
91	vs. Bos. Redskins at New York, Dec. 13, 1936

Most Opponent Net Yards, Passing, Game

375	at Arizona, Jan. 10, 2010
347	vs. St. Louis Cardinals, Jan. 8, 1983
339	vs. Atlanta, Dec. 31, 1995

Most Opponent Touchdown Passes, Game

5	at Arizona, Jan. 10, 2010
4	vs. Minnesota, Jan. 9, 2005
3	at Dallas Cowboys, Jan. 16, 1994
	at San Francisco, Jan. 3, 1999
	vs. New York Giants, Jan. 15, 2012

* NFL Record

Super Bowl Record

** Shares NFL Record

Shares Super Bowl Record

Most Opponent Passes Intercepted

6	vs. New York Giants, Dec. 10, 1939
4	at New York Giants, Dec. 17, 1944
4	vs. New York Giants, Dec. 31, 1961
##4	vs. New England, Jan. 26, 1997
4	at Seattle, Jan. 18, 2015
3	vs. San Francisco, Jan. 4, 1997

SCORING**Most Points Allowed, Game**

51	at Arizona, Jan. 10, 2010 (51-45)
45	at St. Louis Rams, Jan. 20, 2002 (45-17)
	at San Francisco, Jan. 12, 2013 (45-31)
38	at Dallas Cowboys, Jan. 14, 1996 (38-27)

Fewest Points Allowed, Game

**0	vs. New York Giants, Dec. 10, 1939
	vs. New York Giants, Dec. 31, 1961
6	vs. Boston Redskins at New York, Dec. 13, 1936
7	at New York Giants, Dec. 17, 1944
	at New York Giants, Dec. 30, 1962
	vs. Los Angeles Rams, Dec. 23, 1967
	vs. Tampa Bay, Jan. 4, 1998

Opponent Largest Margin of Victory

28	at St. Louis Rams, Jan. 20, 2002 (45-17)
26	at Dallas Cowboys, Jan. 8, 1995 (35-9)
20	vs. Atlanta, Jan. 4, 2003 (27-7)

Most Opponent Touchdowns Scored, Game

7	at Arizona, Jan. 10, 2010
6	at St. Louis Rams, Jan. 20, 2002
	at San Francisco, Jan. 12, 2013
5	at Dallas Cowboys, Jan. 8, 1995
	at Dallas Cowboys, Jan. 14, 1996
4	at Chicago Bears, Dec. 14, 1941
	at Dallas Cowboys, Jan. 16, 1983
	vs. Denver, Jan. 25, 1998
	vs. Minnesota, Jan. 9, 2005
	vs. New York Giants, Jan. 15, 2012
	at Seattle, Jan. 18, 2015

Most Opponent Field Goals Scored, Game

3	at Washington, Dec. 24, 1972
	at Dallas Cowboys, Jan. 16, 1983
	at San Francisco, Jan. 3, 1999
	vs. New York Giants, Jan. 20, 2008
	vs. New York Giants, Jan. 15, 2012
	vs. San Francisco, Jan. 5, 2014
2	10 times (last: vs. Seattle, Jan. 12, 2008)

Most Opponent (One-Point) Points After TD, Game

6	at St. Louis Rams, Jan. 20, 2002
	at Arizona, Jan. 10, 2010
	at San Francisco, Jan. 12, 2013
5	at Dallas Cowboys, Jan. 8, 1995
	at Dallas Cowboys, Jan. 14, 1996
4	at Dallas Cowboys, Jan. 16, 1983
	vs. Denver, Jan. 25, 1998
	vs. Minnesota, Jan. 9, 2005
	vs. New York Giants, Jan. 15, 2012

Most Safeties, Game

1	vs. Detroit, Dec. 31, 1994
---	----------------------------

PUNTING**Most Opponent Punts, Game**

10	vs. Boston Redskins at New York, Dec. 13, 1936
	at New York Giants, Dec. 17, 1944
8	at New York Giants, Dec. 11, 1938
	vs. Baltimore Colts, Dec. 26, 1965
	vs. Dallas Cowboys, Dec. 31, 1967
	vs. Detroit, Dec. 31, 1994
	vs. New England, Jan. 26, 1997
7	at New York Giants, Dec. 30, 1962
	vs. Kansas City, Jan. 15, 1967
	at Philadelphia, Jan. 11, 2004

Fewest Opponent Punts, Game

**0	vs. St. Louis Cardinals, Jan. 8, 1983
1	at Arizona, Jan. 10, 2010
2	vs. New York Giants, Jan. 15, 2012
3	at Detroit, Jan. 8, 1994
	at Dallas Cowboys, Jan. 16, 1994
	at San Francisco, Jan. 3, 1999
	vs. Pittsburgh, Feb. 6, 2011
	at San Francisco, Jan. 12, 2013
	vs. San Francisco, Jan. 5, 2014

Opponent Highest Gross Average (4 punts), Game

50.60	at Washington, Jan. 10, 2016
49.60	vs. Minnesota, Jan. 5, 2013
46.60	vs. Cleveland Browns, Jan. 2, 1966

PUNT RETURNS**Most Opponent Punt Returns, Game**

5	vs. Baltimore Colts, Dec. 26, 1965
4	vs. Boston Redskins at New York, Dec. 13, 1936
	vs. New England, Jan. 26, 1997
	at Philadelphia, Jan. 11, 2004
	vs. New York Giants, Jan. 20, 2008

Most Yards, Opponent Punt Returns, Game

87	at Chicago Bears, Dec. 14, 1941 (3 returns)
43	vs. Bos. Redskins at New York, Dec. 13, 1936
	(4 returns)
38	at Philadelphia, Jan. 9, 2011 (4 returns)

KICKOFF RETURNS**Most Opponent Kickoff Returns, Game**

8	at Atlanta, Jan. 15, 2011 (232 yds.)
7	vs. Oakland, Jan. 14, 1968 (127 yds.)
	vs. St. Louis Cardinals, Jan. 8, 1983 (178 yds.)
	vs. Carolina, Jan. 12, 1997 (86 yds.)
	vs. Seattle, Jan. 4, 2004 (98 yds.)
	vs. Seattle, Jan. 12, 2008 (105 yds.)
6	vs. New York Giants, Dec. 31, 1961 (119 yds.)
	at Dallas Cowboys, Jan. 1, 1967 (153 yds.)
	vs. Kansas City, Jan. 15, 1967 (130 yds.)
	vs. Atlanta, Dec. 31, 1995 (107 yds.)
	vs. New England, Jan. 26, 1997 (135 yds.)
	at San Francisco, Jan. 3, 1999 (128 yds.)
	vs. San Francisco, Jan. 13, 2002 (112 yds.)

Most Yards, Opponent Kickoff Returns, Game

186	vs. Detroit, Dec. 31, 1994 (5 returns)
178	vs. St. Louis Cardinals, Jan. 8, 1983 (7 returns)
173	at Dallas Cowboys, Jan. 16, 1983 (5 returns)

SACKS**Most Sacks, Game (Since 1963)**

8	at Philadelphia, Jan. 11, 2004
6	vs. Kansas City, Jan. 15, 1967
	at Washington, Jan. 10, 2016
5	vs. Los Angeles Rams, Dec. 23, 1967
	vs. St. Louis Cardinals, Jan. 8, 1983
	vs. New England Patriots, Jan. 26, 1997
	at Atlanta, Jan. 15, 2011
	at Seattle, Jan. 18, 2015

PENALTIES**Most Opponent Penalties, Game**

12	at Chicago Bears, Dec. 14, 1941
11	at New York Giants, Dec. 17, 1944
8	at San Francisco, Jan. 6, 1996
	at San Francisco, Jan. 12, 2013
	at Seattle, Jan. 18, 2015

Fewest Opponent Penalties, Game

**0	at Philadelphia, Dec. 26, 1960
2	at New York Giants, Dec. 11, 1938
	vs. New England, Jan. 26, 1997
	vs. Seattle, Jan. 4, 2004
	vs. San Francisco, Jan. 5, 2014
3	Nine times (last: vs. N.Y. Giants, Jan. 15, 2012)

* NFL Record

** Shares NFL Record

Super Bowl Record

Shares Super Bowl Record

TEAM STATISTICS/STARTERS

OFFENSE

Date/Opp		1	2	3	4	OT	First Downs				Downs	Downs	Pl	Yds	Avg	Att	Yds	TD	Att-Com-Int	Yds	TD	Sacked	No/Avg	NetAvg	No/Yds	No-Lost	Conv	Pen	Poss
9/13	at Chi	7	3	7	14	0	21	10	10	1	6-10	1-1	53	322	6.1	30	133	1	23-18-0	189	3	0	2/48.5	33.0	10/74	0-0	0-0	0	9
9/20	Sea	10	3	3	11	0	21	7	11	3	4-11	0-0	64	361	5.6	29	127	0	33-25-0	234	2	2	3/46.3	39.0	6/35	2-1	1-1	11	11
9/28	KC	14	10	7	7	0	26	6	15	5	4-11	0-1	68	448	6.6	32	123	0	35-24-0	325	5	1	5/43.0	39.4	12/89	0-0	0-0	0	12
10/4	at SF	7	0	10	0	0	18	9	8	1	5-15	2-2	68	362	5.3	33	162	1	32-22-0	200	1	3	6/39.2	37.2	8/65	0-0	0-0	0	10
10/11	StL	14	0	7	3	0	14	4	9	1	4-13	0-1	59	322	5.5	27	86	0	30-19-2	236	2	2	4/47.8	36.8	7/67	1-1	0-0	0	13
10/18	SD	14	3	7	3	0	17	3	11	3	3-9	0-0	49	370	7.6	17	133	1	29-16-0	237	2	3	4/40.5	42.3	6/50	1-0	0-0	0	10
11/1	at Den	0	7	3	0	0	14	7	3	4	2-8	0-0	46	140	3.0	21	90	1	22-14-0	50	0	3	5/46.2	43.8	2/15	3-0	0-0	0	9
11/8	at Car	7	0	7	15	0	21	3	16	2	3-14	2-3	72	402	5.6	19	71	0	48-25-1	331	4	5	8/44.6	40.3	7/87	2-1	1-1	16	14
11/15	Det	3	0	0	13	0	22	3	17	2	9-19	0-0	82	372	4.5	18	47	0	61-35-0	325	2	3	9/41.3	37.0	5/55	1-0	0-1	14	16
11/22	at Min	6	10	3	11	0	19	6	10	3	6-16	0-0	70	320	4.6	34	124	0	34-16-0	196	2	2	4/38.0	38.0	4/19	0-0	1-1	12	12
11/26	Chi	7	6	0	0	0	23	9	9	5	3-11	0-2	73	365	5.0	28	177	0	43-22-1	188	1	2	5/35.6	34.2	3/38	3-1	0-0	0	12
12/3	at Det	0	0	14	13	0	19	5	11	3	3-12	1-1	63	313	5.0	24	67	1	36-24-1	246	2	3	6/47.7	44.3	7/55	3-0	0-1	13	13
12/13	Dal	0	14	0	14	0	29	15	12	2	7-14	0-1	81	435	5.4	44	230	2	35-22-0	205	2	2	6/47.0	44.7	8/69	1-0	0-0	0	12
12/20	at Oak	14	0	10	6	0	18	3	11	4	4-13	0-0	69	293	4.2	28	103	1	39-22-1	190	1	2	4/52.8	48.5	6/75	1-1	0-0	0	14
12/27	at Ari	0	0	8	0	0	16	5	7	4	5-17	2-3	64	178	2.8	26	101	0	29-16-1	77	1	9	6/44.7	43.2	7/59	5-3	1-1	13	13
1/3	Min	3	0	0	10	0	19	5	13	1	2-15	3-6	75	350	4.7	26	76	0	44-28-1	274	1	5	4/44.5	39.3	7/54	1-1	0-0	0	12
SEASON		106	56	86	120	0	317	100	173	44	70-208	11-21	1056	5353	5.1	436	1850	8	573-348-8	3503	31	47	81/43.9	40.2	105/906	24-9	4-6	192	192
1/10	at Was	0	17	7	11	0	24	11	11	2	3-11	1-1	69	346	5.0	32	141	2	36-21-0	205	2	1	4/45.3	44.0	3/23	1-1	1-1	13	13

DEFENSE

Date/Opp		1	2	3	4	OT	Tot	Ru	Pa	Pe	Downs	Downs	Pl	Yds	Avg	Att	Yds	TD	Att-Com-Int	Yds	TD	Sacked	No/Avg	NetAvg	No/Yds	No-Lost	Conv	Poss
9/13	at Chi	3	10	3	7	0	25	10	12	3	11-17	2-3	71	402	5.7	33	189	1	36-18-1	213	1	2	1/56.0	56.0	6/64	0-0	0-0	8
9/20	Sea	3	0	14	0	0	21	8	12	1	3-9	0-0	57	324	5.7	25	119	0	30-19-1	205	2	2	5/40.2	36.2	6/92	1-1	0-0	10
9/28	KC	0	7	7	14	0	23	6	13	4	2-10	2-2	65	326	5.0	18	75	3	40-24-1	251	1	7	6/50.2	45.2	7/38	2-0	1-2	13
10/4	at SF	0	3	0	0	0	8	1	7	0	4-13	0-1	50	196	3.9	19	77	0	25-13-1	119	0	6	6/41.2	38.8	4/30	3-0	0-0	10
10/11	StL	0	10	0	0	0	17	8	8	1	5-18	1-1	70	334	4.8	36	191	0	31-12-4	143	1	3	4/45.3	38.0	8/40	1-0	0-0	13
10/18	SD	3	7	7	3	0	32	4	26	2	9-18	1-3	89	548	6.2	21	60	0	65-43-0	488	2	3	3/39.0	26.3	9/76	2-1	0-0	10
11/1	at Den	7	10	7	5	0	24	9	15	0	6-12	0-0	63	500	7.9	34	160	3	29-21-1	340	0	0	3/40.0	37.0	11/93	0-0	0-0	9
11/8	at Car	3	24	3	7	0	20	9	10	1	5-15	0-0	66	427	6.5	36	130	1	30-15-1	297	3	0	6/48.2	45.2	6/45	0-0	0-0	15
11/15	Det	0	3	6	9	0	16	2	13	1	5-16	0-0	64	287	4.5	26	45	0	38-24-1	242	2	0	7/42.4	41.4	3/35	1-0	0-0	12
11/22	at Min	6	0	7	0	0	16	5	11	0	5-13	0-2	62	342	5.5	18	94	1	38-25-0	248	1	6	6/40.8	36.0	8/110	1-1	0-0	12
11/26	Chi	0	14	0	3	0	17	4	12	1	5-14	0-0	63	290	4.6	31	101	1	31-19-0	189	1	1	8/40.4	37.8	12/95	1-0	0-0	12
12/3	at Det	17	0	3	3	0	17	6	11	0	6-16	1-1	63	306	4.9	25	101	0	35-23-0	205	2	3	6/45.7	45.7	9/108	1-1	0-0	12
12/13	Dal	0	0	7	0	0	11	5	5	1	1-11	0-2	51	270	5.3	20	171	1	29-13-1	99	0	2	7/46.4	44.6	6/30	0-0	0-0	12
12/20	at Oak	0	13	7	0	0	20	8	10	2	5-17	1-4	75	372	5.0	25	120	0	47-23-2	252	2	3	5/43.4	38.6	10/95	0-0	0-0	14
12/27	at Ari	0	17	21	0	0	19	5	13	1	5-10	0-0	56	381	6.8	26	121	1	28-19-1	260	2	2	4/43.0	43.0	10/119	2-1	0-0	11
1/3	Min	3	3	14	0	0	14	6	5	3	2-11	1-1	49	242	4.9	27	151	1	19-10-1	91	0	3	5/39.0	36.0	5/37	3-1	0-0	10
SEASON		45	121	106	51	0	300	96	183	21	79-220	10-21	1014	5547	5.5	420	1905	13	551-321-16	3642	20	43	82/43.4	40.2	120/1107	19-6	1-2	183
1/10	at Was	5	6	7	0	0	20	5	14	1	5/15	1/4	70	354	5.1	18	84	1	46-29-0	270	1	6	5/50.6	44.8	7/55	3-1	0-0	13

OFFENSIVE STARTERS

		WR	WR	TE	LT	LG	C	RG	RT	2nd TE	3rd WR	QB	RB	FB	4th WR
9/13	at Chi	R.Cobb	D.Adams	R.Rodgers	D.Bakhtiari	J.Sitton	C.Linsley	T.Lang	B.Bulaga		J.Jones	A.Rodgers	E.Lacy		
9/20	Sea	R.Cobb	D.Adams	R.Rodgers	D.Bakhtiari	J.Sitton	C.Linsley	T.Lang	D.Barclay		J.Jones	A.Rodgers	E.Lacy		
9/28	KC	R.Cobb	D.Adams	R.Rodgers	D.Bakhtiari	J.Sitton	C.Linsley	T.Lang	D.Barclay		J.Jones	A.Rodgers	E.Lacy		
10/4	at SF	R.Cobb	J.Jones	R.Rodgers	D.Bakhtiari	J.Sitton	C.Linsley	T.Lang	D.Barclay		T.Montgomery	A.Rodgers	E.Lacy		
10/11	StL	R.Cobb	J.Jones	R.Rodgers	D.Bakhtiari	J.Sitton	C.Linsley	T.Lang	B.Bulaga		T.Montgomery	A.Rodgers	E.Lacy		
10/18	SD	R.Cobb	J.Jones	R.Rodgers	D.Bakhtiari	J.Sitton	C.Linsley	T.Lang	B.Bulaga		T.Montgomery	A.Rodgers	J.Starks		
11/1	at Den	R.Cobb	D.Adams	R.Rodgers	D.Bakhtiari	J.Sitton	C.Linsley	T.Lang	B.Bulaga		J.Jones	A.Rodgers	E.Lacy		
11/8	at Car	R.Cobb	D.Adams	R.Rodgers	D.Bakhtiari	J.Sitton	C.Linsley	T.Lang	B.Bulaga			A.Rodgers	E.Lacy	J.Kuhn	
11/15	Det	R.Cobb	D.Adams	R.Rodgers	D.Bakhtiari	J.Sitton	C.Linsley	T.Lang	B.Bulaga		J.Jones	A.Rodgers	J.Starks		
11/22	at Min	R.Cobb	D.Adams	R.Rodgers	D.Bakhtiari	J.Sitton	C.Linsley	T.Lang	B.Bulaga		J.Jones	A.Rodgers	J.Starks		
11/26	Chi	R.Cobb	D.Adams	R.Rodgers	D.Bakhtiari	J.Sitton	J.Tretter	T.Lang	B.Bulaga		J.Jones	A.Rodgers	E.Lacy		
12/3	at Det	R.Cobb	D.Adams	R.Rodgers	D.Bakhtiari	J.Sitton	C.Linsley	L.Taylor	D.Barclay		J.Jones	A.Rodgers	J.Starks	J.Kuhn	
12/13	Dal	R.Cobb	D.Adams	R.Rodgers	D.Bakhtiari	J.Sitton	J.Tretter	T.Lang	B.Bulaga		J.Jones	A.Rodgers	E.Lacy	J.Kuhn	
12/20	at Oak	R.Cobb	D.Adams	R.Rodgers	D.Bakhtiari	J.Sitton	J.Tretter	T.Lang	B.Bulaga		J.Jones	A.Rodgers	E.Lacy	J.Kuhn	
12/27	at Ari	R.Cobb	D.Adams	R.Rodgers	D.Bakhtiari	J.Sitton	C.Linsley	T.Lang	B.Bulaga		J.Jones	A.Rodgers	E.Lacy	J.Kuhn	
1/3	Min	J.Jones		R.Rodgers	J.Sitton	L.Taylor	C.Linsley	T.Lang	B.Bulaga	A.Quarless		A.Rodgers	E.Lacy	J.Kuhn	
1/10	at Was	R.Cobb	J.Jones	R.Rodgers	J.Tretter	J.Sitton	C.Linsley	T.Lang	B.Bulaga			A.Rodgers	E.Lacy	J.Kuhn	

DEFENSIVE STARTERS

			<u>DE</u>	<u>DT</u>	<u>NOSE</u>	<u>LOLB</u>	<u>BLB</u>	<u>MLB</u>	<u>ROLB</u>	<u>LCB</u>	<u>RCB</u>	<u>SS</u>	<u>FS</u>	<u>3rd CB</u>	<u>3rd S</u>
9/13	at	Chi	M.Pennel	M.Daniels	B.Raji	M.Neal	S.Barrington	C.Matthews	J.Peppers	S.Shields		M.Hyde	H.Clinton-Dix		S.Richardson
9/20		Sea		M.Daniels	B.Raji	J.Peppers	N.Palmer	C.Matthews	M.Neal	C.Hayward	S.Shields	M.Burnett	H.Clinton-Dix	M.Hyde	
9/28		KC	M.Pennel	M.Daniels	B.Raji	N.Perry	N.Palmer	C.Matthews	J.Peppers	S.Shields		M.Hyde	H.Clinton-Dix		C.Banjo
10/4	at	SF	M.Pennel	M.Daniels	B.Raji	M.Neal	N.Palmer	C.Matthews	J.Peppers	C.Hayward	S.Shields	M.Hyde	H.Clinton-Dix		
10/11		StL		M.Daniels	B.Raji	J.Peppers	N.Palmer	C.Matthews	M.Neal	D.Randall	S.Shields	M.Hyde	H.Clinton-Dix	C.Hayward	
10/18		SD		M.Daniels	L.Guion	J.Peppers	N.Palmer	C.Matthews	M.Neal	D.Randall	S.Shields	M.Hyde	H.Clinton-Dix	C.Hayward	
11/1	at	Den		M.Daniels	B.Raji	J.Peppers	N.Palmer	C.Matthews	M.Neal	C.Hayward	S.Shields	M.Burnett	H.Clinton-Dix	M.Hyde	
11/8	at	Car	L.Guion	M.Daniels	B.Raji	M.Neal	N.Palmer	C.Matthews	J.Peppers	C.Hayward	D.Randall	M.Burnett	H.Clinton-Dix		
11/15		Det		M.Daniels	B.Raji	J.Peppers	N.Palmer	C.Matthews	M.Neal	D.Randall	S.Shields	M.Burnett	H.Clinton-Dix	C.Hayward	
11/22	at	Min	L.Guion	M.Daniels	B.Raji	M.Neal	N.Palmer	C.Matthews	J.Peppers	D.Randall	S.Shields	M.Burnett	H.Clinton-Dix		
11/26		Chi	L.Guion	M.Daniels	B.Raji	M.Neal	N.Palmer	C.Matthews	J.Peppers	D.Randall	S.Shields	M.Burnett	H.Clinton-Dix		
12/3	at	Det		M.Daniels	B.Raji	J.Peppers	J.Ryan	C.Matthews	M.Neal	Q.Rollins	S.Shields	M.Burnett	H.Clinton-Dix	C.Hayward	
12/13		Dal	M.Pennel	M.Daniels	B.Raji	M.Neal	J.Ryan	C.Matthews	J.Peppers	S.Shields	D.Randall	M.Burnett	H.Clinton-Dix		
12/20	at	Oak		M.Daniels	B.Raji	J.Peppers	J.Ryan	C.Matthews	M.Neal	Q.Rollins	D.Randall	M.Burnett	H.Clinton-Dix	C.Hayward	
12/27	at	Ari		M.Daniels	B.Raji	J.Peppers	J.Ryan	C.Matthews	M.Neal	D.Randall	Q.Rollins	M.Burnett	H.Clinton-Dix	C.Hayward	
1/3		Min	M.Pennel	M.Daniels	B.Raji	M.Neal	J.Ryan	C.Matthews	J.Peppers	C.Hayward	Q.Rollins	M.Burnett	H.Clinton-Dix		
1/10	at	Was		M.Daniels	B.Raji	M.Neal	J.Ryan	C.Matthews	J.Peppers	D.Randall	Q.Rollins	M.Burnett	H.Clinton-Dix	C.Hayward	

INDIVIDUAL STATISTICS, OFFENSE

RUSHING

		E.Lacy					J.Starks					J.Crockett					A.Rodgers					J.Kuhn					R.Cobb				
		No	Yds	Avg	Lg	TD	No	Yds	Avg	Lg	TD	No	Yds	Avg	Lg	TD	No	Yds	Avg	Lg	TD	No	Yds	Avg	Lg	TD	No	Yds	Avg	Lg	TD
9/13	at	Chi	19	85	4.5	16	2	2	1.0	3	0						8	35	4.4	15	0	0	0	--	--	0	0	0	--	--	0
9/20		Sea	3	9	3.0	8	20	95	4.8	35	0		(Practice Squad)				6	23	3.8	9	0	0	0	--	--	0	0	0	--	--	0
9/28		KC	10	46	4.6	13	17	32	1.9	11	0		(Practice Squad)				2	16	8.0	11	0	0	0	--	--	0	1	12	12.0	12	0
10/4	at	SF	18	90	5.0	15	9	28	3.1	6	0		(Practice Squad)				3	33	11.0	17	0	1	1	1.0	1t	1	0	0	--	--	0
10/11		StL	13	27	2.1	8	5	17	3.4	6	0		(Practice Squad)				8	39	4.9	18	0	1	3	3.0	3	0	0	0	--	--	0
10/18		SD	4	3	0.8	3	10	112	11.2	65t	1		(Practice Squad)				2	14	7.0	15	0	0	0	--	--	0	0	0	--	--	0
11/1	at	Den	11	38	3.5	15	5	9	1.8	4	0		(Practice Squad)				2	31	15.5	17	0	0	0	--	--	0	1	10	10.0	10	0
11/8	at	Car	5	10	2.0	7	10	39	3.9	15	0		(Practice Squad)				4	22	5.5	8	0	0	0	--	--	0	0	0	--	--	0
11/15		Det		(Inactive)			15	42	2.8	9	0		(Practice Squad)				2	8	4.0	9	0	0	0	--	--	0	1	-3	-3.0	-3	0
11/22	at	Min	22	100	4.5	27	8	14	1.8	9	0		(Practice Squad)				3	6	2.0	8	0	1	4	4.0	4	0	0	0	--	--	0
11/26		Chi	17	105	6.2	29	7	39	5.6	10	0		(Practice Squad)				4	33	8.3	18	0	0	0	--	--	0	0	0	--	--	0
12/3	at	Det	5	4	0.8	2	9	15	1.7	6	0	5	22	4.4	12	0	4	27	6.8	17t	1	0	0	--	--	0	1	-1	-1.0	-1	0
12/13		Dal	24	124	5.2	24	11	71	6.5	30t	1		(Inactive)				3	27	9.0	16	0	1	2	2.0	2	0	3	9	3.0	8	0
12/20	at	Oak	11	23	2.1	8	9	51	5.7	25	0		(Inactive)				1	-1	-1.0	-1	0	3	12	4.0	5t	1	4	18	4.5	6	0
12/27	at	Ari	12	60	5.0	25	3	11	3.7	6	0	4	-1	-0.3	5	0	3	19	6.3	10	0	1	3	3.0	3	0	1	2	2.0	2	0
1/3		Min	13	34	2.6	11	8	24	3.0	7	0		(Did Not Play)				3	12	4.0	11	0	1	3	3.0	3	0	1	3	3.0	3	0
SEASON			187	758	4.1	29	148	601	4.1	65t	2	9	21	2.3	12	0	58	344	5.9	18	1	9	28	3.1	5t	2	13	50	3.8	12	0
CAREER			717	3075	4.3	60	555	2361	4.3	65t	9	9	21	2.3	12	0	434	2175	5.0	35	21	198	619	3.1	18	15	40	302	7.6	67	0
1/10	at	Was	12	63	5.3	30	12	53	4.4	22	1	0	0	--	--	0	1	-1	-1.0	-1	0	2	2	1.0	2	0	5	24	4.8	9	0

ADDITIONAL REGULAR-SEASON RUSHING: R.Rodgers 1-11 at Chi (Sept. 13), A.Harris 2-17 vs. KC (Sept. 28), 2-2 at Den (Nov. 1),

T.Montgomery 2-10 at SF (Oct. 4), 1-4 vs. SD (Oct. 18), S.Tolzien 2-(-)3 vs. Dal (Dec. 13), 1-0 at Ari (Dec. 27), T.Masthay 1-7 at Ari (Dec. 27)

PASSING

PASSING			A.Rodgers									S.Tolzien								
			Att	Com	Pct	Yds	Sk/Yd	TD	Lg	Int	Rtng	Att	Com	Pct	Yds	Sk/Yd	TD	Lg	Int	Rtng
9/13	at	Chi	23	18	78.3	189	0/0	3	34	0	140.5					(Did Not Play)				
9/20		Sea	33	25	75.8	249	2/15	2	29t	0	116.9					(Did Not Play)				
9/28		KC	35	24	68.6	333	1/8	5	52	0	138.5					(Did Not Play)				
10/4	at	SF	32	22	68.8	224	3/24	1	38	0	99.0					(Did Not Play)				
10/11		StL	30	19	63.3	241	2/5	2	65t	2	82.8					(Did Not Play)				
10/18		SD	29	16	55.2	255	3/18	2	46	0	107.7					(Did Not Play)				
11/1	at	Den	22	14	63.6	77	3/27	0	17	0	69.7	0	0	--	0	0/0	0	--	0	--
11/8	at	Car	48	25	52.1	369	5/38	4	53t	1	96.6					(Did Not Play)				
11/15		Det	61	35	57.4	333	3/8	2	32	0	83.6					(Did Not Play)				
11/22	at	Min	34	16	47.1	212	2/16	2	37	0	86.9					(Did Not Play)				
11/26		Chi	43	22	51.2	202	2/14	1	32	1	62.4					(Did Not Play)				
12/3	at	Det	36	24	66.7	273	3/27	2	61t	1	96.2					(Did Not Play)				
12/13		Dal	35	22	62.9	218	2/13	2	24	0	99.5	0	0	--	0	0/0	0	--	0	--
12/20	at	Oak	39	22	56.4	204	2/14	1	30t	1	68.8					(Did Not Play)				
12/27	at	Ari	28	15	53.6	151	8/70	1	38	1	66.2	1	1	100.0	4	1/8	0	4	0	83.3
1/3		Min	44	28	63.6	291	5/17	1	37	1	80.8					(Did Not Play)				
SEASON			572	347	60.7	3821	46/314	31	65t	8	92.7	1	1	100.0	4	1/8	0	4	0	83.3
CAREER			4047	2633	65.1	32399	306/1917	257	93t	65	104.1	91	56	61.5	721	4/34	1	52	5	67.1
1/10	at	Was	36	21	58.3	210	1/5	2	34	0	93.5					(Did Not Play)				

PASSING

<u>PASSING</u>			B.Hundley								
			Att	Com	Pct	Yds	Sk/Yd	TD	Lg	Int	Rtng
9/13	at	Chi					(Inactive)				
9/20		Sea					(Inactive)				
9/28		KC					(Inactive)				
10/4	at	SF					(Inactive)				
10/11		StL					(Inactive)				
10/18		SD					(Inactive)				
11/1	at	Den					(Inactive)				
11/8	at	Car					(Inactive)				
11/15		Det					(Inactive)				
11/22	at	Min					(Inactive)				
11/26		Chi					(Inactive)				
12/3	at	Det					(Inactive)				
12/13		Dal					(Inactive)				
12/20	at	Oak					(Inactive)				
12/27	at	Ari					(Inactive)				
1/3		Min					(Inactive)				
SEASON			0	0	--	0	0/0	0	--	0	--
CAREER			0	0	--	0	0/0	0	--	0	--
1/10	at	Was					(Inactive)				

INDIVIDUAL STATISTICS, OFFENSE

RUSHING

		E.Lacy										J.Starks										A.Rodgers									
		First Half					Second Half					First Half					Second Half					First Half					Second Half				
		No	Yds	Avg	Lg	TD	No	Yds	Avg	Lg	TD	No	Yds	Avg	Lg	TD	No	Yds	Avg	Lg	TD	No	Yds	Avg	Lg	TD	No	Yds	Avg	Lg	TD
9/13	at Chi	7	35	5.0	16	0	12	50	4.2	15	1	0	0	--	--	0	2	2	1.0	3	0	3	3	1.0	2	0	5	32	6.4	15	0
9/20	Sea	3	9	3.0	8	0	0	0	--	--	0	9	35	3.9	10	0	11	60	5.5	35	0	2	12	6.0	9	0	4	11	2.8	9	0
9/28	KC	6	34	5.7	13	0	4	12	3.0	9	0	9	26	2.9	11	0	8	6	0.8	3	0	2	16	8.0	11	0	0	0	--	--	0
10/4	at SF	9	35	3.9	10	0	9	55	6.1	15	0	2	7	3.5	6	0	7	21	3.0	5	0	2	16	8.0	12	0	1	17	17.0	17	0
10/11	StL	6	9	1.5	3	0	7	18	2.6	8	0	3	11	3.7	6	0	2	6	3.2	5	0	6	36	6.0	18	0	2	3	1.5	5	0
10/18	SD	2	3	1.5	3	0	2	0	0.0	3	0	4	89	22.3	65t	1	6	23	3.8	7	0	1	15	15.0	15	0	1	-1	-1.0	-1	0
11/1	at Den	8	35	4.4	15	1	3	3	1.0	3	0	2	4	2.0	4	0	3	5	1.7	3	0	1	14	14.0	14	0	1	17	17.0	17	0
11/8	at Car	4	3	0.8	3	0	1	7	7.0	7	0	6	29	4.8	15	0	4	10	2.5	4	0	2	9	4.5	6	0	2	13	6.5	8	0
11/15	Det	(Inactive)										9	27	3.0	9	0	6	15	2.5	5	0	2	8	4.0	9	0	0	0	--	--	0
11/22	at Min	5	33	6.6	27	0	17	67	3.9	9	0	7	13	1.9	9	0	1	1	1.0	1	0	0	0	--	--	0	3	6	2.0	8	0
11/26	Chi	10	72	7.2	29	0	7	33	4.7	8	0	4	21	5.3	10	0	3	18	6.0	7	0	1	5	5.0	5	0	3	28	9.3	18	0
12/3	at Det	5	4	0.8	2	0	0	0	--	--	0	7	9	1.3	6	0	2	6	3.0	3	0	2	4	2.0	5	0	2	23	11.5	17t	1
12/13	Dal	11	50	4.5	18	0	13	74	5.7	24	1	6	18	3.0	7	0	5	53	10.6	30t	1	2	16	8.0	16	0	1	11	11.0	11	0
12/20	at Oak	5	8	1.6	4	0	6	15	2.5	8	0	3	16	5.3	11	0	6	35	5.8	25	0	0	0	--	--	0	1	-1	-1.0	-1	0
12/27	at Ari	7	20	2.9	6	0	5	40	8.0	25	0	2	5	2.5	3	0	1	6	6.0	6	0	1	-1	-1.0	-1	0	2	20	10.0	10	0
1/3	Min	8	26	3.3	11	0	5	8	1.6	5	0	3	9	3.0	5	0	5	15	3.0	7	0	2	1	0.5	2	0	1	11	11.0	11	0
SEASON		96	376	3.9	29	1	91	382	4.2	25	2	76	319	4.2	65t	1	72	282	3.9	35	1	29	154	5.3	18	0	29	190	6.6	18	1
1/10	at Was	4	6	1.5	2	0	8	57	7.1	30	1	3	3	1.0	3	0	9	50	5.6	22	1	0	0	--	--	0	1	-1	-1.0	-1	0

PASSING

PASSING			A.Rodgers																	
			First Half									Second Half								
			Att	Com	Pct	Yds	Sk/Yd	TD	Lg	Int	Rtng	Att	Com	Pct	Yds	Sk/Yd	TD	Lg	Int	Rtng
9/13	at	Chi	13	10	76.9	126	0/0	1	34	0	132.2	10	8	80.0	63	0/0	2	25	0	132.5
9/20		Sea	20	14	70.0	151	1/7	1	29t	0	108.5	13	11	84.6	98	1/8	1	19	0	123.7
9/28		KC	22	16	72.7	208	1/8	3	27t	0	141.7	13	8	61.5	125	0/0	2	52	0	133.0
10/4	at	SF	20	13	65.0	129	1/9	1	36	0	99.8	12	9	75.0	95	2/15	0	38	0	97.6
10/11		StL	17	10	58.8	109	0/0	1	31t	2	57.8	13	9	69.2	132	2/5	1	65t	0	127.7
10/18		SD	15	9	60.0	123	1/9	1	46	0	108.5	14	7	50.0	132	2/9	1	33	0	106.8
11/1	at	Den	12	8	66.7	37	0/0	0	11	0	70.5	10	6	60.0	40	3/27	0	17	0	68.8
11/8	at	Car	16	8	50.0	117	3/25	1	40	0	95.1	32	17	53.1	252	2/13	3	53t	1	97.4
11/15		Det	23	15	65.2	114	2/8	0	18	0	77.1	38	20	52.6	219	1/0	2	32	0	87.5
11/22	at	Min	20	11	55.0	98	2/16	1	25	0	85.0	14	5	35.7	114	0/0	1	37	0	89.6
11/26		Chi	22	13	59.1	115	1/10	1	25t	0	88.3	21	9	42.9	87	1/4	0	32	1	35.2
12/3	at	Det	16	10	62.5	80	2/18	0	19	1	49.0	20	14	70.0	193	1/9	2	61t	0	134.0
12/13		Dal	24	17	70.8	171	1/6	2	24	0	118.6	11	5	45.5	47	1/7	0	17	0	57.8
12/20	at	Oak	20	12	60.0	82	2/14	0	23	0	69.2	19	10	52.6	122	0/0	1	30t	1	68.3
12/27	at	Ari	14	8	57.1	58	3/21	0	17	1	37.2	14	7	50.0	93	5/49	1	38	0	95.2
1/3		Min	14	10	71.4	71	1/6	0	24	0	82.7	30	18	60.0	220	4/11	1	37	1	79.9
SEASON			288	184	63.9	1789	21/157	13	46	4	90.5	284	163	57.4	2032	25/157	18	65t	4	95.0
1/10	at	Was	28	15	53.6	159	1/5	2	34	0	94.2	8	6	75.0	51	0/0	0	15	0	91.1

PASSING

<u>PASSING</u>			S.Tolzien																			
			First Half								Second Half											
			Att	Com	Pct	Yds	Sk/Yd	TD	Lg	Int	Rtng		Att	Com	Pct	Yds	Sk/Yd	TD	Lg	Int	Rtng	
9/13	at	Chi				(Did Not Play)												(Did Not Play)				
9/20		Sea				(Did Not Play)												(Did Not Play)				
9/28		KC				(Did Not Play)												(Did Not Play)				
10/4	at	SF				(Did Not Play)												(Did Not Play)				
10/11		StL				(Did Not Play)												(Did Not Play)				
10/18		SD				(Did Not Play)												(Did Not Play)				
11/1	at	Den				(Did Not Play)						0	0	--	0	0/0	0	--	0	--		
11/8	at	Car				(Did Not Play)												(Did Not Play)				
11/15		Det				(Did Not Play)												(Did Not Play)				
11/22	at	Min				(Did Not Play)												(Did Not Play)				
11/26		Chi				(Did Not Play)												(Did Not Play)				
12/3	at	Det				(Did Not Play)												(Did Not Play)				
12/13		Dal				(Did Not Play)						0	0	--	0	0/0	0	--	0	--		
12/20	at	Oak				(Did Not Play)												(Did Not Play)				
12/27	at	Ari				(Did Not Play)						1	1	100.0	4	1/8	0	4	0	83.3		
1/3		Min				(Did Not Play)												(Did Not Play)				
SEASON			0	0	--	0	0/0	0	--	0	--	1	1	100.0	4	1/8	0	4	0	83.3		
1/10	at	Was				(Did Not Play)												(Did Not Play)				

INDIVIDUAL STATISTICS, OFFENSE

RECEIVING D.Adams

			First Half										Second Half													First Half										Second Half												
			No	Yds	Avg	Lg	TD	No	Yds	Avg	Lg	TD	No	Yds	Avg	Lg	TD	No	Yds	Avg	Lg	TD	No	Yds	Avg	Lg	TD	No	Yds	Avg	Lg	TD	No	Yds	Avg	Lg	TD											
9/13	at	Chi	2	28	14.0	21	0	2	31	15.5	25	0	2	14	7.0	10	0	3	24	8.0	10	1	0	0	0	--	--	0	0	0	--	--	0	0	0	--	--	0										
9/20		Sea	4	27	6.8	13	0	1	6	6.0	6	0	5	76	15.2	25	0	3	40	13.3	19	0	0	0	0	--	--	0	0	0	--	--	0	0	0	--	--	0										
9/28		KC	0	0	--	--	0	0	0	--	--	0	4	54	13.5	27	1	3	37	12.3	29	2	0	0	0	--	--	0	0	0	--	--	0	0	0	--	--	0										
10/4	at	SF	(Inactive)										4	41	10.3	19	0	1	3	3.0	3	0	0	0	--	--	0	1	8	8.0	8	0																
10/11		StL	(Inactive)										2	17	8.5	10	0	1	6	6.0	6	0	0	0	--	--	0	0	0	--	--	0	0	0	--	--	0											
10/18		SD	(Inactive)										1	12	12.0	12	0	1	26	26.0	26	0	1	1	1.0	1	0	1	19	19.0	19	0																
11/1	at	Den	1	8	8.0	8	0	0	0	--	--	0	4	7	1.8	7	0	2	20	10.0	17	0	0	0	--	--	0	0	0	--	--	0	0	0	--	--	0											
11/8	at	Car	3	57	19.0	40	0	4	36	9.0	21	0	1	18	18.0	18	0	3	81	27.0	53t	1	0	0	--	--	0	0	0	--	--	0	0	0	--	--	0											
11/15		Det	7	55	7.9	18	0	3	24	8.0	12	0	3	20	6.7	11	0	2	33	16.5	20	0	0	0	--	--	0	0	0	--	--	0	0	0	--	--	0											
11/22	at	Min	2	20	10.0	11	0	1	16	16.0	16	0	2	24	12.0	14	1	0	0	--	--	0	0	0	--	--	0	0	0	--	--	0	0	0	--	--	0											
11/26		Chi	1	6	6.0	6	0	1	8	8.0	8	0	5	42	8.4	23	0	1	32	32.0	32	0	0	0	--	--	0	0	0	--	--	0	0	0	--	--	0											
12/3	at	Det	2	10	5.0	6	0	2	11	5.5	8t	1	2	9	4.5	7	0	2	20	10.0	16	0	0	0	--	--	0	0	0	--	--	0	0	0	--	--	0											
12/13		Dal	2	12	6.0	8	0	0	0	--	--	0	6	53	8.8	14	0	2	28	14.0	17	0	1	14	14.0	14	0	0	0	--	--	0	0	0	--	--	0											
12/20	at	Oak	4	29	7.3	8	0	1	3	3.0	3	0	3	24	8.0	23	0	2	16	8.0	19	0	0	0	--	--	0	0	0	--	--	0	0	0	--	--	0											
12/27	at	Ari	0	0	--	--	0	3	42	14.0	38	0	3	15	5.0	8	0	0	0	--	--	0	0	0	--	--	0	0	0	--	--	0	0	0	--	--	0											
1/3		Min	1	24	24.0	24	0	3	30	10.0	17	0	0	0	--	--	0	6	37	6.2	17	0	1	1	1.0	1	0	1	13	13.0	13	0																
SEASON			29	276	9.5	40	0	21	207	9.9	38	1	47	426	9.1	27	2	32	403	12.6	53t	4	3	16	5.3	14	0	3	40	13.3	19	0																
1/10	at	Was	3	39	13.0	20	1	1	9	9.0	9	0	2	23	11.5	12t	1	1	15	15.0	15	0	0	0	--	--	0	1	6	6.0	6	0																

RECEIVING J.Jones

			First Half					Second Half								First Half					Second Half								First Half					Second Half				
			No	Yds	Avg	Lg	TD	No	Yds	Avg	Lg	TD		No	Yds	Avg	Lg	TD	No	Yds	Avg	Lg	TD		No	Yds	Avg	Lg	TD	No	Yds	Avg	Lg	TD				
9/13	at	Chi	3	50	16.7	34	1	1	1	1.0	1t	1		0	0	--	--	0	0	0	--	--	0		2	25	12.5	20	0	1	2	2.0	2	0				
9/20		Sea	1	29	29.0	29t	1	0	0	--	--	0		0	0	--	--	0	4	37	9.3	17	0		1	9	9.0	9	0	2	14	7.0	9	1				
9/28		KC	4	68	17.0	27t	1	3	71	23.7	52	0		2	14	7.0	8t	1	0	0	--	--	0		1	7	7.0	7	0	1	8	8.0	8	0				
10/4	at	SF	3	49	16.3	36	0	2	49	24.5	38	0		2	7	3.5	4	0	1	8	8.0	8	0		2	21	10.5	12	1	3	24	8.0	9	0				
10/11		StL	0	0	--	--	0	2	77	38.5	65t	1		3	48	16.0	31t	1	1	11	11.0	11	0		3	18	6.0	12	0	3	27	9.0	18	0				
10/18		SD	1	22	22.0	22	0	1	8	8.0	8t	1		2	11	5.5	6	0	0	0	--	--	0		0	0	--	--	0	2	34	17.0	25	0				
11/1	at	Den	0	0	--	--	0	1	2	2.0	2	0		(Inactive)										2	16	8.0	11	0		0	0	--	--	0				
11/8	at	Car	1	21	21.0	21	0	1	36	36.0	36	0		(Inactive)										2	3	1.5	2	1		3	16	5.3	7	1				
11/15		Det	0	0	--	--	0	0	0	--	--	0		(Inactive)										1	0	0.0	0	0		4	32	8.0	21	1				
11/22	at	Min	3	41	13.7	25	0	3	68	22.7	37	1		(Inactive)										3	7	2.3	5	0	0	0	0	--	--	0				
11/26		Chi	0	0	--	--	0	0	0	--	--	0		(Inactive)										1	13	13.0	13	0		3	17	5.7	12	0				
12/3	at	Det	0	0	--	--	0	1	19	19.0	19	0		(Inactive)										2	34	17.0	19	0		6	112	18.7	61t	1				
12/13		Dal	3	40	13.3	16	0	1	9	9.0	9	0		(Inactive)										1	3	3.0	3t	1	0	0	--	--	0					
12/20	at	Oak	1	7	7.0	7	0	5	75	15.0	30t	1		(Inactive)										1	7	7.0	7	0	0	0	--	--	0					
12/27	at	Ari	3	36	12.0	17	0	2	10	5.0	9	0		(Injured Reserve)										1	2	2.0	2	0	0	0	--	--	0					
1/3		Min	1	8	8.0	8	0	3	94	31.3	37	0		(Injured Reserve)										3	26	8.7	18	0	4	33	8.3	16t	1					
SEASON			24	371	15.5	36	3	26	519	20.0	65t	5		9	80	8.9	31t	2	6	56	9.3	17	0		26	191	7.3	20	3	32	319	10.0	61t	5				
1/10	at	Was	6	74	12.3	34	0	1	7	7.0	7	0		(Injured Reserve)										2	11	5.5	6	0	0	0	--	--	0					

RECEIVING A.Quarless

			First Half					Second Half								First Half					Second Half								First Half					Second Half									
			No	Yds	Avg	Lg	TD	No	Yds	Avg	Lg	TD	No	Yds	Avg	Lg	TD	No	Yds	Avg	Lg	TD	No	Yds	Avg	Lg	TD	No	Yds	Avg	Lg	TD	No	Yds	Avg	Lg	TD						
9/13	at	Chi	0	0	--	--	0	0	0	--	--	0	1	9	9.0	9	0	1	5	5.0	5	0	0	0	--	--	0	0	0	--	--	0	0	0	--	--	0						
9/20		Sea	0	0	--	--	0	0	0	--	--	0	0	0	--	--	0	0	0	--	--	0	3	10	3.3	6	0	1	1	1.0	1	0	1	0	0	--	--	0					
9/28		KC	2	14	7.0	7	0	0	0	--	--	0	2	32	16.0	26	0	1	9	9.0	9	0	1	19	19.0	19	0	0	0	--	--	0	0	0	--	--	0						
10/4	at	SF	(Injured Reserve/DFR)										1	3	3.0	3	0	0	0	--	--	0	1	8	8.0	8	0	1	3	3.0	3	0	0	1	3	3.0	3	0					
10/11		StL	(Injured Reserve/DFR)										0	0	--	--	0	1	8	8.0	8	0	2	26	13.0	19	0	1	3	3.0	3	0	0	1	3	3.0	3	0					
10/18		SD	(Injured Reserve/DFR)										1	5	5.0	5	0	1	12	12.0	12	0	1	5	5.0	5t	1	0	0	--	--	0	0	0	--	--	0						
11/1	at	Den	(Injured Reserve/DFR)										0	0	--	--	0	1	9	9.0	9	0	0	0	--	--	0	2	9	4.5	5	0	0	2	9	4.5	5	0					
11/8	at	Car	(Injured Reserve/DFR)										0	0	--	--	0	0	0	--	--	0	0	0	--	--	0	6	83	13.8	30	1	0	6	83	13.8	30	1					
11/15		Det	(Injured Reserve/DFR)										(Inactive)										2	18	9.0	17	0	4	36	9.0	19	0	4	36	9.0	19	0	0	4	36	9.0	19	0
11/22	at	Min	(Injured Reserve/DFR)										1	6	6.0	6	0	0	0	--	--	0	0	0	--	--	0	1	30	30.0	30	0	0	1	30	30.0	30	0					
11/26		Chi	(Injured Reserve/DFR)										4	34	8.5	25t	1	0	0	--	--	0	2	20	10.0	10	0	2	21	10.5	18	0	0	2	21	10.5	18	0					
12/3	at	Det	(Injured Reserve/DFR)										1	-3	-3.0	-3	0	0	0	--	--	0	2	14	7.0	8	0	3	31	10.3	25	0	0	3	31	10.3	25	0					
12/13		Dal	(Injured Reserve/DFR)										1	24	24.0	24	0	0	0	--	--	0	2	22	11.0	13t	1	2	10	5.0	5	0	0	2	22	11.0	13t	1					
12/20	at	Oak	(Injured Reserve/DFR)										0	0	--	--	0	0	0	--	--	0	1	5	5.0	5	0	0	0	--	--	0	0	0	--	--	0						
12/27	at	Ari	0	0	--	--	0	2	17	8.5	13	0	0	0	--	--	0	1	28	28.0	28t	1	0	0	--	--	0	0	0	--	--	0	0	0	--	--	0						
1/3		Min	0	0	--	--	0	0	0	--	--	0	2	7	3.5	14	0	0	0	--	--	0	2	5	2.5	6	0	1	13	13.0	13	0	0	1	13	13.0	13	0					
SEASON			2	14	7.0	7	0	2	17	8.5	13	0	14	117	8.4	26	1	6	71	11.8	28t	1	19	152	8.0	19	2	24	240	10.0	30	1	0	24	240	10.0	30	1					
1/10	at	Was	0	0	--	--	0	0	0	--	--	0	0	0	--	--	0	0	0	--	--	0	2	12	6.0	6	0	0	0	--	--	0	0	0	--	--	0						

24 240 10.0 30 1

INDIVIDUAL STATISTICS, DEFENSE

C.Banjo							S.Barrington					J.Boyd					M.Burnett					H.Clinton-Dix					M.Daniels					
		UT	A	Sk	Int	PD	UT	A	Sk	Int	PD	UT	A	Sk	Int	PD	UT	A	Sk	Int	PD	UT	A	Sk	Int	PD	UT	A	Sk	Int	PD	
9/13	at	Chi	0	0	0-0	0-0	0	1	0	0-0	0-0	0	1	0	0-0	0-0	0	2	0	0-0	0-0	0	5	1	0-0	0-0	0	1	3	0-0	0-0	0
9/20		Sea	0	0	0-0	0-0	0	(Injured Reserve)				0	0	0-0	0-0	0	(Inactive)				7	2	0-0	0-0	0	3	2	1-0	0-0	0		
9/28		KC	2	0	0-0	0-0	1	(Injured Reserve)				(Injured Reserve)				(Inactive)				6	3	0-0	0-0	0	4	0	1.5-9.5	0-0	0			
10/4	at	SF	0	0	0-0	0-0	0	(Injured Reserve)				(Injured Reserve)				(Inactive)				7	1	0-0	0-0	0	0	3	0-0	0-0	0			
10/11		StL	1	0	0-0	0-0	0	(Injured Reserve)				(Injured Reserve)				(Inactive)				8	1	0-0	1-0	1	9	1	0-0	0-0	0			
10/18		SD	1	0	0-0	0-0	0	(Injured Reserve)				(Injured Reserve)				(Inactive)				9	0	0-0	0-0	1	2	1	0.5-4	0-0	0			
11/1	at	Den	0	0	0-0	0-0	0	(Injured Reserve)				(Injured Reserve)				1	3	0-0	0-0	0	4	1	0-0	0-0	0	1	0	0-0	0-0	0		
11/8	at	Car	0	0	0-0	0-0	0	(Injured Reserve)				(Injured Reserve)				6	3	0-0	0-0	2	3	4	0-0	0-0	0	4	0	0-0	0-0	0		
11/15		Det	0	0	0-0	0-0	0	(Injured Reserve)				(Injured Reserve)				6	1	0-0	0-0	0	11	1	0-0	1-2	1	2	5	0-0	0-0	0		
11/22	at	Min	0	0	0-0	0-0	0	(Injured Reserve)				(Injured Reserve)				2	2	0-0	0-0	0	9	1	1-10	0-0	0	3	4	1-8	0-0	0		
11/26		Chi	0	0	0-0	0-0	0	(Injured Reserve)				(Injured Reserve)				8	1	0-0	0-0	0	7	2	0-0	0-0	0	1	2	0-0	0-0	0		
12/3	at	Det	0	0	0-0	0-0	0	(Injured Reserve)				(Injured Reserve)				7	1	0-0	0-0	0	7	0	1-4	0-0	0	4	1	0-0	0-0	0		
12/13		Dal	0	0	0-0	0-0	0	(Injured Reserve)				(Injured Reserve)				1	1	0-0	0-0	0	3	2	0-0	0-0	0	0	0	0-0	0-0	0		
12/20	at	Oak	0	0	0-0	0-0	0	(Injured Reserve)				(Injured Reserve)				8	2	0-0	0-0	3	3	0	0-0	0-0	0	2	2	0-0	0-0	0		
12/27	at	Ari	0	0	0-0	0-0	0	(Injured Reserve)				(Injured Reserve)				8	2	0-0	0-0	1	3	0	0-0	0-0	1	3	0	0-0	1-6	1		
1/3		Min	0	0	0-0	0-0	0	(Injured Reserve)				(Injured Reserve)				5	3	0-0	0-0	0	4	0	1-0	0-0	0	0	4	0-0	0-0	1		
SEASON			4	0	0-0	0-0	1	1	0	0-0	0-0	0	1	0	0-0	0-0	0	54	19	0-0	0-0	6	96	19	3-14	2-2	4	39	28	4-21.5	1-6	2
CAREER			16	3	0-0	0-0	2	41	13	1-9	0-0	1	17	11	0-0	0-0	1	422	141	4.5-41	7-33	49	169	41	4-14	3-11	15	114	78	18-121.5	2-15	3
1/10	at	Was	0	0	0-0	0-0	0	(Injured Reserve)				(Injured Reserve)				5	6	0-0	0-0	0	2	2	0-0	0-0	2	1	2	0.5-4.5	0-0	0		

J.Elliott							B.Gaston						D.Goodson						L.Guion						L.Gunter						C.Hayward					
			UT	A	Sk	Int	PD	UT	A	Sk	Int	PD	UT	A	Sk	Int	PD	UT	A	Sk	Int	PD	UT	A	Sk	Int	PD	UT	A	Sk	Int	PD				
9/13	at	Chi	2	0	0-0	0-0		0	0	0-0	0-0	0	0	0	0-0	0-0	0		(Reserve/Suspended)						(Inactive)			2	1	0-0	0-0	1				
9/20		Sea	1	0	0-0	1-0	1		(Inactive)				0	0	0-0	0-0	0		(Reserve/Suspended)						(Inactive)			2	1	0-0	0-0	0				
9/28		KC	2	0	1-10	0-0		1	0	0-0	0-0	0			(Inactive)				(Reserve/Suspended)				0	0	0-0	0-0	0	4	1	0-0	0-0	0				
10/4	at	SF	1	0	1-7	0-0	0		(Not With Team)						(Inactive)			0	0	0-0	0-0	0	0	0	0-0	0-0	0	1	1	0-0	0-0	0				
10/11		StL	3	1	0-0	0-0	0		(Practice Squad)				0	0	0-0	0-0	0		3	2	0-0	0-0	0			(Inactive)		2	2	0-0	0-0	0				
10/18		SD	0	0	0-0	0-0	0		(Not With Team)				0	0	0-0	0-0	0		0	5	0-0	0-0	0			(Did Not Play)		5	0	0-0	0-0	0				
11/1	at	Den	0	0	0-0	0-0	0		(Not With Team)				0	0	0-0	0-0	1		0	3	0-0	0-0	0			(Inactive)		8	3	0-0	0-0	2				
11/8	at	Car	0	0	0-0	0-0	0		(Not With Team)				4	1	0-0	0-0	0		1	2	0-0	0-0	0	0	0	0-0	0-0	0	2	1	0-0	0-0	1			
11/15		Det	0	0	0-0	0-0	0		(Not With Team)				0	0	0-0	0-0	0		2	1	0-0	0-0	0			(Inactive)		4	1	0-0	0-0	0				
11/22	at	Min	0	1	0-0	0-0	0		(Not With Team)				0	0	0-0	0-0	0		0	1	0-0	0-0	0			(Inactive)		5	2	0-0	0-0	1				
11/26		Chi	1	1	0-0	0-0	0		(Not With Team)				0	0	0-0	0-0	0		0	3	0-0	0-0	0	0	0	0-0	0-0	0	3	1	0-0	0-0	0			
12/3	at	Det	1	0	0-0	0-0	0		(Not With Team)				0	0	0-0	0-0	0		0	0	0-0	0-0	0	0	0	0-0	0-0	0	5	1	0-0	0-0	1			
12/13		Dal	2	0	1-7	0-0	1		(Not With Team)				0	0	0-0	0-0	0		1	3	0-0	0-0	0			(Inactive)		3	1	0-0	0-0	0				
12/20	at	Oak	1	0	0-0	0-0	0		(Not With Team)				0	0	0-0	0-0	0		2	1	0-0	0-0	0	0	0	0-0	0-0	0	3	2	0-0	0-0	1			
12/27	at	Ari			(Inactive)				(Not With Team)				0	0	0-0	0-0	0		2	4	0-0	0-0	0	0	0	0-0	0-0	0	5	1	0-0	0-0	0			
1/3		Min			(Inactive)				(Not With Team)				0	0	0-0	0-0	0		1	2	0-0	0-0	0			(Inactive)		0	1	0-0	0-0	0				
SEASON			14	3	3-24	1-0	2	1	0	0-0	0-0	0	4	1	0-0	0-0	1	12	27	0-0	0-0	0	0	0	0-0	0-0	0	53	20	0-0	0-0	7				
CAREER			17	3	3-24	1-0	2	1	0	0-0	0-0	0	4	1	0-0	0-0	1	108	122	8.5-47	0-0	4	0	0	0-0	0-0	0	130	42	0-0	9-194	34				
1/10	at	Was			(Inactive)				(Not With Team)				0	0	0-0	0-0	0		1	1	0-0	0-0	0	1	0	0-0	0-0	1	5	2	0-0	0-0	1			

M.Hyde								D.Jones					C.Matthews					A.Mulumba					M.Neal					N.Palmer					
			UT	A	Sk	Int	PD	UT	A	Sk	Int	PD	UT	A	Sk	Int	PD	UT	A	Sk	Int	PD	UT	A	Sk	Int	PD	UT	A	Sk	Int	PD	
9/13	at	Chi	4	0	0-0	0-0	0	(Reserve/Suspended)					8	2	0-0	1-42	1		(Inactive)					2	0	0-0	0-0	0	6	3	0-0	0-0	1
9/20		Sea	5	0	0-0	0-0	1	2	0	0-0	0-0	0	1	1	0-0	0-0	0	0	1	0-0	0-0	0	2	3	0-0	0-0	0	4	2	0-0	0-0	1	
9/28		KC	2	1	0-0	0-0	1	2	0	0-0	0-0	0	4	1	2-8	0-0	0	0	0	0-0	0-0	0	1	1	.5-3.5	0-0	0	3	1	0-0	0-0	0	
10/4	at	SF	5	0	0-0	0-0	0	0	1	0-0	0-0	0	2	1	1-8	0-0	0	0	0	0-0	0-0	0	1	0	1-8	0-0	0	5	1	0-0	0-0	1	
10/11		StL	5	0	0-0	1-2	2	0	0	0-0	0-0	0	2	3	1.5-11.5	0-0	0	0	0	0-0	0-0	0	2	1	0-0	0-0	0	4	1	0-0	0-0	0	
10/18		SD	8	0	0-0	0-0	1	2	0	1-4	0-0	1	4	3	0-0	0-0	0	0	1	0-0	0-0	0	2	1	0.5-4	0-0	0	9	4	0-0	0-0	0	
11/1	at	Den	6	2	0-0	0-0	0	2	1	0-0	0-0	0	7	1	0-0	0-0	0	(Inactive)					3	0	0-0	0-0	0	6	2	0-0	0-0	0	
11/8	at	Car	1	0	0-0	0-0	0	0	0	0-0	0-0	0	4	3	0-0	0-0	0	(Inactive)					1	2	0-0	0-0	0	0	2	0-0	0-0	0	
11/15		Det	1	1	0-0	0-0	0	0	0	0-0	0-0	0	4	3	0-0	0-0	2	(Inactive)					2	1	0-0	0-0	0	6	5	0-0	0-0	0	
11/22	at	Min	0	0	0-0	0-0	0	2	0	2-28	0-0	1	8	2	0-0	0-0	0	(Inactive)					1	1	.5-1	0-0	0	4	1	1-0	0-0	0	
11/26		Chi	(Inactive)					3	1	0-0	0-0	0	3	2	0-0	0-0	0	(Inactive)					3	1	0-0	0-0	0	8	3	0-0	0-0	0	
12/3	at	Det	1	2	1-3	0-0	0	1	1	0-0	0-0	0	2	2	0-0	0-0	0	(Inactive)					2	0	0-0	0-0	0	0	0	0-0	0-0	0	
12/13		Dal	4	0	0-0	0-0	0	0	1	0-0	0-0	1	5	3	1-8	0-0	0	(Inactive)					0	1	0-0	0-0	0	0	0	0-0	0-0	0	
12/20	at	Oak	2	0	0-0	1-34	1	0	2	0-0	0-0	0	0	0	0-0	0-0	0	(Inactive)					3	0	.5-3	0-0	0	0	0	0-0	0-0	0	
12/27	at	Ari	0	0	0-0	0-0	0	1	1	0-0	0-0	0	0	1	0-0	0-0	0	(Inactive)					1	1	1-9	0-0	0	0	0	0-0	0-0	0	
1/3		Min	1	0	0-0	1-0	1	2	0	0-0	0-0	0	2	1	1-5	0-0	0	1	0	0-0	0-0	0	2	0	0-0	0-0	0	0	0	0-0	0-0	0	
SEASON			45	6	1-3	3-36	7	17	8	3-32	0-0	3	56	29	6.5-40.5	1-42	3	1	2	0-0	0-0	0	28	13	4-28.5	0-0	0	55	25	1-0	0-0	3	
CAREER			129	31	3-20	5-45	23	43	31	8-55	1-18	5	330	144	67.5-418	6-191	35	18	17	1-2	0-0	0	109	62	19-121.5	1-5	1	67	31	1-0	0-0	3	
1/10	at	Was	2	5	0-0	0-0	1	0	0	0-0	0-0	0	2	1	1.5-16.5	0-0	0	0	1	0-0	0-0	0	3	0	2-23	0-0	0	0	0	0-0	0-0	0	

INDIVIDUAL STATISTICS, DEFENSE

M.Pennel							J.Peppers						N.Perry						B.Raji						D.Randall						S.Richardson						
		UT	A	Sk	Int	PD	UT	A	Sk	Int	PD	UT	A	Sk	Int	PD	UT	A	Sk	Int	PD	UT	A	Sk	Int	PD	UT	A	Sk	Int	PD	UT	A	Sk	Int	PD	
9/13	at	Chi	1	1	0-0	0-0	0	5	0	1.5-11	0-0	0	0	1	0-0	0-0	0	3	3	.5-2	0-0	0	1	1	0-0	0-0	2	2	0	0-0	0-0	0	2	0	0-0	0-0	0
9/20		Sea	1	2	0-0	0-0	0	0	1	1-1	0-0	0	3	2	0-0	0-0	0	3	1	0-0	0-0	0	0	0	0-0	0-0	1	0	0	0-0	0-0	1	0	0	0-0	0-0	1
9/28		KC	3	0	0-0	0-0	0	1	1	0-0	0-0	0	1	1	1-6	0-0	0	0	1	0-0	0-0	0	2	0	0-0	0-0	1										
10/4	at	SF	0	0	0-0	0-0	0	2	0	1-6	0-0	0	2	0	2-12	0-0	0	2	2	0-0	0-0	0	2	1	0-0	0-0	1	0	0	0-0	0-0	0	0	0	0-0	0-0	0
10/11		StL	1	1	0-0	0-0	0	3	0	1-3	0-0	0	3	0	.5-3.5	0-0	0	2	2	0-0	0-0	0	3	1	0-0	0-0	0										
10/18		SD	2	1	0-0	0-0	0	1	1	1-3	0-0	0			(Inactive)					(Inactive)			6	0	0-0	0-0	2										
11/1	at	Den	3	2	0-0	0-0	0	1	1	0-0	0-0	0	1	2	0-0	0-0	0	0	3	0-0	0-0	1	6	3	0-0	1-0	2										
11/8	at	Car	1	0	0-0	0-0	0	2	1	0-0	0-0	0	5	2	0-0	0-0	1	0	1	0-0	0-0	0	5	0	0-0	1-4	2										
11/15		Det	0	2	0-0	0-0	0	4	0	0-0	0-0	0	1	0	0-0	0-0	0	0	2	0-0	0-0	1	2	0	0-0	0-0	1										
11/22	at	Min	0	1	0-0	0-0	0	1	1	.5-1	0-0	0	0	1	0-0	0-0	0	1	2	0-0	0-0	0	6	1	0-0	0-0	1										
11/26		Chi	1	2	0-0	0-0	0	1	3	0-0	0-0	0	1	2	0-0	0-0	0	1	1	0-0	0-0	0	2	0	0-0	0-0	0										
12/3	at	Det	1	0	0-0	0-0	0	3	1	1-8	0-0	0	0	0	0-0	0-0	0	0	1	0-0	0-0	0				(Inactive)											
12/13		Dal	3	0	0-0	0-0	0	1	0	0-0	0-0	0			(Inactive)			0	0	0-0	0-0	0	1	0	0-0	0-0	1										
12/20	at	Oak	1	0	0-0	0-0	0	3	1	2.5-21	0-0	0	0	0	0-0	0-0	0	0	0	0-0	0-0	0	7	2	0-0	1-43	2										
12/27	at	Ari	3	0	1-0	0-0	0	1	0	0-0	0-0	0	3	0	0-0	0-0	0	0	2	0-0	0-0	0	4	0	0-0	0-0	0										
1/3		Min	1	1	0-0	0-0	0	2	0	1-3	0-0	0	2	1	0-0	0-0	0	0	1	0-0	0-0	0	3	0	0-0	0-0	0										
SEASON			22	13	1-0	0-0	0	31	11	10.5-57	0-0	0	22	12	3.5-21.5	0-0	1	12	22	.5-2	0-0	2	50	9	0-0	3-47	16										
CAREER			29	24	1-0	0-0	0	578	229	136-825.5	11-293	63	83	46	12.5-99.5	0-0	4	131	130	11-67.5	0-0	9	50	9	0-0	3-47	16										
1/10	at	Was	0	0	0-0	0-0	0	1	1	0-0	0-0	0	1	3	2-15	0-0	0	2	0	0-0	0-0	0	4	4	0-0	0-0	1										

Q.Rollins							J.Ryan					S.Shields					J.Thomas										
			UT	A	Sk	Int	PD	UT	A	Sk	Int	PD	UT	A	Sk	Int	PD	UT	A	Sk	Int	PD					
9/13	at	Chi	0	0	0-0	0-0	0	0	0	0-0	0-0	0	6	2	0-0	0-0	1										
9/20		Sea			(Inactive)			0	0	0-0	0-0	0	2	0	0-0	0-0	0				(Not With Team)						
9/28		KC	2	1	0-0	0-0	1	0	1	0-0	0-0	0	5	0	0-0	1-15	1	2	1	1-2	0-0	0					
10/4	at	SF	1	1	0-0	0-0	0			(Inactive)			2	1	0-0	1-0	1	2	0	0-0	0-0	0					
10/11		StL	2	0	0-0	2-48	2			(Inactive)			0	2	0-0	0-0	4	0	0	0-0	0-0	1					
10/18		SD	2	0	0-0	0-0	0	0	0	0-0	0-0	0	7	0	0-0	0-0	2	2	1	0-0	0-0	0					
11/1	at	Den	0	0	0-0	0-0	0	1	0	0-0	0-0	0	0	0	0-0	0-0	0	1	3	0-0	0-0	0					
11/8	at	Car			(Inactive)			4	2	0-0	0-0	0			(Inactive)			0	0	0-0	0-0	0					
11/15		Det	0	1	0-0	0-0	0	0	0	0-0	0-0	0	1	0	0-0	0-0	0	1	0	0-0	0-0	0					
11/22	at	Min	1	1	0-0	0-0	0	0	0	0-0	0-0	0	5	1	0-0	0-0	0	1	2	0-0	0-0	0					
11/26		Chi	1	0	1-11	0-0	2	0	0	0-0	0-0	0	2	1	0-0	0-0	1	2	0	0-0	0-0	0					
12/3	at	Det	3	3	0-0	0-0	1	8	1	0-0	0-0	0	3	2	0-0	0-0	1	2	0	0-0	0-0	0					
12/13		Dal	4	0	0-0	0-0	0	3	3	0-0	0-0	0	2	0	0-0	1-0	2	0	0	0-0	0-0	1					
12/20	at	Oak	5	1	0-0	0-0	3	8	0	0-0	0-0	0			(Inactive)			1	0	0-0	0-0	0					
12/27	at	Ari	4	1	0-0	0-0	0	2	4	0-0	0-0	0			(Inactive)			1	0	0-0	0-0	0					
1/3		Min	0	0	0-0	0-0	0	5	2	0-0	0-0	0			(Inactive)			2	0	0-0	0-0	0					
SEASON			25	9	1-11	2-48	9	31	13	0-0	0-0	0	35	9	0-0	3-15	13	17	7	1-2	0-0	2					
CAREER			25	9	1-11	2-48	9	31	13	0-0	0-0	0	205	46	1-8	18-180	90	17	7	1-2	0-0	2					
1/10	at	Was	1	0	0-0	0-0	1	2	3	0-0	0-0	0			(Inactive)			3	3	0-0	0-0	0					

DEFENSIVE FUMBLE STATISTICS

FORCED FUMBLES (11)

J.Elliott - (1) vs. Seattle, Sept. 20 (F.Jackson)
M.Daniels - (1) vs. Kansas City, Sept. 28 (A. Smith)
N.Perry - (1) vs. Kansas City, Sept. 28 (A. Smith)
J.Thomas - (1) at San Francisco, Oct. 4 (V.McDonald)
J.Peppers - (1) vs. St. Louis, Oct. 11 (N.Foles)
M.Neal - (1) vs. San Diego, Oct. 18 (M.Gordon)
H.Clinton-Dix - (1) vs. San Diego, Oct. 18 (M.Gordon)
M.Burnett - (1) at Minnesota, Nov. 22 (A.Peterson)
M.Burnett - (1) vs. Chicago, Nov. 26 (A.Jeffery)
J.Peppers - (1) at Detroit, Dec. 3 (M.Stafford)
M.Pennel - (1) at Arizona, Dec. 27 (K.Williams)

FUMBLE RECOVERIES (5)

M.Hyde - (1) vs. Seattle, Sept. 20 (F.Jackson)
C.Matthews - (1) vs. San Diego, Oct. 18 (M.Gordon)
S.Shields - (1) at Minnesota, Nov. 22 (A.Peterson)
J.Ryan - (1) at Detroit, Dec. 3 (M.Stafford)
M.Burnett - (1) at Arizona, Dec. 27 (K.Williams)

POSTSEASON (2)

C.Matthews - (1) at Washington, Jan. 10 (K.Cousins)
M.Neal - (1) at Washington, Jan. 10 (K.Cousins)

POSTSEASON (1)

M.Neal - (1) at Washington, Jan. 10 (K.Cousins)

INDIVIDUAL STATISTICS, DEFENSE

QUARTERBACK SACKS (43-256)

9/13	at	Chicago:	(2-12)	J.Peppers 1.5-11, B.Raji .5-1
9/20		Seattle:	(2-1)	M.Daniels 1-0, J.Peppers 1-1
9/28		Kansas City:	(7-39)	C.Matthews 2-8, M.Daniels 1.5-9.5, J.Elliott 1-10, N.Perry 1-6, J.Thomas 1-2, M.Neal .5-3.5
10/4	at	San Francisco:	(6-41)	N.Perry 2-12, J.Elliott 1-7, C.Matthews 1-8, M.Neal 1-8, J.Peppers 1-6
10/11		St. Louis:	(3-18)	C.Matthews 1.5-11.5, J.Peppers 1-3, N.Perry .5-3.5
10/18		San Diego:	(3-15)	D.Jones 1-4, J.Peppers 1-3, M.Daniels .5-4, M.Neal .5-4
11/1	at	Denver:	(0-0)	None
11/8	at	Carolina:	(0-0)	None
11/15		Detroit:	(0-0)	None
11/22	at	Minnesota:	(6-48)	D.Jones 2-28, H.Clinton-Dix 1-10, M.Daniels 1-8, N.Palmer 1-0, M.Neal .5-2, J.Peppers .5-2
11/26		Chicago:	(1-11)	Q.Rollins 1-11
12/3	at	Detroit:	(3-15)	H.Clinton-Dix 1-4, M.Hyde 1-3, J.Peppers 1-8
12/13		Dallas:	(2-15)	J.Elliott 1-7, C.Matthews 1-8
12/20	at	Oakland:	(3-24)	J.Peppers 2.5-21, M.Neal .5-3
12/27	at	Arizona:	(2-9)	M.Neal 1-9, M.Pennel 1-0
1/3		Minnesota:	(3-8)	H.Clinton-Dix 1-0, C.Matthews 1-5, J.Peppers 1-3

SEASON TOTALS: (43-256) J.Peppers 10.5-57, C.Matthews 6.5-40.5, M.Daniels 4-21.5, M.Neal 4-28.5, N.Perry 3.5-21.5, H.Clinton-Dix 3-14, J.Elliott 3-24, D.Jones 3-32, M.Hyde 1-3, N.Palmer 1-0, M.Pennel 1-0, Q.Rollins 1-11, J.Thomas 1-2, B.Raji .5-1

1/10	at	Washington:	(6-59)	M.Neal 2-23, N.Perry 2-15, C.Matthews 1.5-16.5, M.Daniels 0.5-4.5
------	----	-------------	--------	---

QUARTERBACK HITS (74)

9/13	at	Chicago:	(3)	M.Daniels 1, C.Matthews 1, B.Raji 1
9/20		Seattle:	(2)	M.Daniels 1, D.Jones 1
9/28		Kansas City:	(2)	M.Daniels 1, C.Matthews 1
10/4	at	San Francisco:	(4)	D.Jones 2, M.Daniels 1, C.Matthews 1
10/11		St. Louis:	(14)	D.Jones 4, C.Matthews 3, J.Peppers 3, M.Daniels 2, L.Guion 1, M.Neal 1
10/18		San Diego:	(13)	C.Matthews 4, M.Daniels 2, M.Neal 2, M.Pennel 2, D.Jones 1, J.Peppers 1, J.Thomas 1
11/1	at	Denver:	(4)	M.Burnett 1, M.Daniels 1, C.Matthews 1, J.Peppers 1
11/8	at	Carolina:	(4)	M.Burnett 1, M.Daniels 1, M.Pennel 1, J.Thomas 1
11/15		Detroit:	(1)	M.Neal 1
11/22	at	Minnesota:	(5)	D.Jones 2, M.Neal 2, C.Hayward 1
11/26		Chicago:	(5)	M.Daniels 1, J.Elliott 1, C.Matthews 1, J.Peppers 1, J.Thomas 1
12/3	at	Detroit:	(3)	L.Guion 1, J.Peppers 1, J.Thomas 1
12/13		Dallas:	(5)	M.Burnett 1, J.Elliott 1, D.Jones 1, C.Matthews 1, M.Neal 1
12/20	at	Oakland:	(5)	D.Jones 2, M.Daniels 1, M.Neal 1, N. Perry 1
12/27	at	Arizona:	(1)	C.Matthews 1
1/3		Minnesota:	(3)	C.Matthews 1, M.Neal 1, J.Peppers 1

SEASON TOTALS: (74) C.Matthews 15, D.Jones 13, M.Daniels 12, M.Neal 9, J.Peppers 8, J.Thomas 4, M.Burnett 3, M.Pennel 3, J.Elliott 2, L.Guion 2, C.Hayward 1, N.Perry 1, B.Raji 1

1/10	at	Washington:	(13)	C.Matthews 3, M.Neal 3, N.Perry 3, J.Peppers 2, M.Daniels 1, D.Jones 1
------	----	-------------	------	--

PASSES DEFENSED (83)

9/13	at	Chicago:	(6)	D.Randall 2, C.Hayward 1, C.Matthews 1, N.Palmer 1, S.Shields 1
9/20		Seattle:	(5)	J.Elliott 1, M.Hyde 1, N.Palmer 1, D.Randall 1, S.Richardson 1
9/28		Kansas City:	(5)	C.Banjo 1, M.Hyde 1, D.Randall 1, Q.Rollins 1, S.Shields 1
10/4	at	San Francisco:	(3)	N.Palmer 1, D.Randall 1, S.Shields 1
10/11		St. Louis:	(10)	S.Shields 4, M.Hyde 2, Q.Rollins 2, H.Clinton-Dix 1, J.Thomas 1
10/18		San Diego:	(7)	D.Randall 2, S.Shields 2, H.Clinton-Dix 1, M.Hyde 1, D.Jones 1
11/1	at	Denver:	(6)	C.Hayward 2, D.Randall 2, D.Goodson 1, B.Raji 1
11/8	at	Carolina:	(6)	M.Burnett 2, D.Randall 2, C.Hayward 1, N.Perry 1
11/15		Detroit:	(5)	C.Matthews 2, H.Clinton-Dix 1, B.Raji 1, D.Randall 1
11/22	at	Minnesota:	(3)	C.Hayward 1, D.Jones 1, D.Randall 1
11/26		Chicago:	(3)	Q.Rollins 2, S.Shields 1
12/3	at	Detroit:	(3)	C.Hayward 1, Q.Rollins 1, S.Shields 1
12/13		Dallas:	(6)	S.Shields 2, J.Elliott 1, D.Jones 1, D.Randall 1, J.Thomas 1
12/20	at	Oakland:	(10)	M.Burnett 3, Q.Rollins 3, D. Randall 2, C.Hayward 1, M.Hyde 1
12/27	at	Arizona:	(3)	M.Burnett 1, H.Clinton-Dix 1, M.Daniels 1
1/3		Minnesota:	(2)	M.Daniels 1, M.Hyde 1

SEASON TOTALS: (83) D.Randall 16, S.Shields 13, Q.Rollins 9, C.Hayward 7, M.Hyde 7, M.Burnett 6, H.Clinton-Dix 4, D.Jones 3, C.Matthews 3, N.Palmer 3, M.Daniels 2, J.Elliott 2, B.Raji 2, J.Thomas 2, C.Banjo 1, D.Goodson 1, N.Perry 1, S.Richardson 1

1/10	at	Washington:	(7)	H.Clinton-Dix 2, L.Gunter 1, C.Hayward 1, M.Hyde 1, D.Randall 1, Q.Rollins 1
------	----	-------------	-----	--

INDIVIDUAL STATISTICS, SPECIAL TEAMS

PUNTING

T.Masthay										
		No	Yds	Avg	TB	In20	Lg	Bk	Net	
9/13	at Chi	2	97	48.5	1	0	54	0	33.0	
9/20	Sea	3	139	46.3	0	0	49	0	39.0	
9/28	KC	5	215	43.0	0	2	49	0	39.4	
10/4	at SF	6	235	39.2	0	1	51	0	37.2	
10/11	StL	4	191	47.8	2	0	53	0	36.8	
10/18	SD	4	162	40.5	0	2	50	0	42.3	
11/1	at Den	5	231	46.2	0	1	49	0	43.8	
11/8	at Car	8	357	44.6	0	2	56	0	40.3	
11/15	Det	9	372	41.3	0	3	55	0	37.0	
11/22	at Min	4	152	38.0	0	2	50	0	38.0	
11/26	Chi	5	178	35.6	0	2	45	0	34.2	
12/3	at Det	6	286	47.7	1	1	62	0	44.3	
12/13	Dal	6	282	47.0	1	0	53	0	44.7	
12/20	at Oak	4	211	52.8	1	0	57	0	48.5	
12/27	at Ari	6	268	44.7	0	2	49	0	43.2	
1/3	Min	4	178	44.5	0	0	51	0	39.3	
SEASON		81	3554	43.9	6	18	62	0	40.2	
CAREER		390	17230	44.2	29	132	71	3	38.7	
1/10	at Was	4	181	45.3	0	1	55	0	44.0	

KICKING

M.Crosby										
Kickoffs										
		FG	PAT	Pts	No. Ret	TB	Pct	OB		
9/13	at Chi	1/1	4/4	7	3	3	50.0	0		
9/20	Sea	4/4	1/1	13	4	3	42.9	0		
9/28	KC	1/1	5/5	8	4	3	42.9	0		
10/4	at SF	1/2	2/2	5	1	3	75.0	0		
10/11	StL	1/1	3/3	6	1	4	80.0	0		
10/18	SD	2/2	3/3	9	3	3	50.0	0		
11/1	at Den	1/1	1/1	4	0	3	100.0	0		
11/8	at Car	0/0	3/3	3	2	3	60.0	0		
11/15	Det	1/2	1/1	4	2	1	33.3	0		
11/22	at Min	5/5	1/1	16	5	2	25.0	1		
11/26	Chi	2/2	1/1	7	1	2	66.7	0		
12/3	at Det	0/1	3/3	3	2	2	50.0	0		
12/13	Dal	0/0	4/4	4	1	4	80.0	0		
12/20	at Oak	3/4	3/3	12	4	3	42.9	0		
12/27	at Ari	0/0	0/0	0	1	0	0.0	0		
1/3	Min	2/2	1/1	7	2	2	50.0	0		
SEASON		24/28	36/36	108	36	41	53.3	1		
CAREER		236/296	437/441	1145	541	226	29.0	15		
1/10	at Was	2/2	3/3	9	4	3	42.9	0		

ADDITIONAL KICKOFFS:

T.Masthay 1-0 at Den (Nov. 1)

ADDITIONAL KICKOFFS, POSTSEASON:

T.Masthay 1-0 at Was (Jan. 10)

ON-SIDE KICK RECOVERIES

OWN KICKS (1/2)

Success – D.Randall vs. Det (Nov. 15)

Failed – Ja.Brown at Ari (Dec. 27)

OPPONENT KICKS (0/2)

Failed – D.Adams at Chi (Sept. 13)

Failed – M.Hyde vs. KC (Sept. 28)

BLOCKED KICKS

PACKERS (1)

BLOCKED PUNTS

OPPONENTS (1)

KICKOFF

J.Janis												
M.Hyde												
RETURNS			No	Yds	Avg	Lg	TD	M.Hyde				
								No	Yds	Avg	Lg	TD
9/13	at	Chi	0	0	--	--	0	0	0	--	--	0
9/20		Sea	0	0	--	--	0	0	0	--	--	0
9/28		KC	0	0	--	--	0	0	0	--	--	0
10/4	at	SF	0	0	--	--	0	0	0	--	--	0
10/11		StL	0	0	--	--	0	0	0	--	--	0
10/18		SD	0	0	--	--	0	0	0	--	--	0
11/1	at	Den	0	0	--	--	0	1	23	23.0	23	0
11/8	at	Car	0	0	--	--	0	3	71	23.7	30	0
11/15		Det	0	0	--	--	0	3	78	26.0	30	0
11/22	at	Min	2	83	41.5	70	0	0	0	--	--	0
11/26		Chi	2	82	41.0	64	0	(Inactive)				
12/3	at	Det	2	46	23.0	24	0	1	15	15.0	15	0
12/13		Dal	2	40	20.0	21	0	0	0	--	--	0
12/20	at	Oak	4	108	27.0	47	0	0	0	--	--	0
12/27	at	Ari	1	21	21.0	21	0	0	0	--	--	0
1/3		Min	1	26	26.0	26	0	0	0	--	--	0
SEASON			14	406	29.0	70	0	8	187	23.4	30	0
CAREER			14	406	29.0	70	0	34	814	23.9	70	0
1/10	at	Was	1	22	22.0	22	0	0	0	--	--	0

ADDITIONAL KICKOFF RETURNS: J.Abbrederis 1-30 vs. SD (Oct. 18), 1-22 at Den (Nov. 1), D.Jones 1-9 at Ari (Dec. 17), J.Kuhn 1-0 vs. Chi (Nov. 26), 1-9 at Oak (Dec. 20), T.Montgomery 3-106 at Chi (Sept. 13), 1-19 vs. Sea (Sept. 20), 2-64 vs. KC (Sept. 28), 1-29 vs. SD (Oct. 18), A.Ripkowski 1-0 at Chi (Sept. 13), J.Tretter 1-0 vs. SD (Oct. 18)

PUNT RETURNS		M.Hyde						R.Cobb					
		No	Yds	Avg	FC	Lg	TD	No	Yds	Avg	FC	Lg	TD
9/13	at Chi	0	0	--	0	--	0	0	0	--	0	--	0
9/20	Sea	0	0	--	4	--	0	0	0	--	0	--	0
9/28	KC	4	30	7.5	1	13	0	0	0	--	0	--	0
10/4	at SF	3	14	4.7	0	9	0	0	0	--	0	--	0
10/11	StL	2	9	4.5	1	9	0	0	0	--	0	--	0
10/18	SD	2	18	9.0	0	16	0	0	0	--	0	--	0
11/1	at Den	1	9	9.0	9	9	0	0	0	--	0	--	0
11/8	at Car	4	18	4.5	1	15	0	0	0	--	0	--	0
11/15	Det	2	7	3.5	1	6	0	0	0	--	0	--	0
11/22	at Min	0	0	--	0	--	0	2	9	4.5	3	10	0
11/26	Chi	(Inactive)						2	1	0.5	1	1	0
12/3	at Det	0	0	--	5	--	0	0	0	--	0	--	0
12/13	Dal	4	13	3.3	0	9	0	0	0	--	0	--	0
12/20	at Oak	2	24	12.0	0	14	0	0	0	--	0	--	0
12/27	at Ari	1	0	0.0	2	0	0	0	0	--	0	--	0
1/3	Min	2	15	7.5	2	10	0	0	0	--	0	--	0
SEASON		27	157	5.8	18	16	0	4	10	2.5	4	10	0
CAREER		65	674	10.4	34	93t	3	78	732	9.4	57	80t	2
1/10	at Was	2	29	14.5	0	17	0	0	0	--	0	--	0

SPECIAL TEAMS FUMBLE STATISTICS

FORCED FUMBLES (1)

M.Crosby - (1) vs. Minnesota, Jan. 3 (C.Patterson)

FUMBLE RECOVERIES (1)

M.Hyde - (1) vs. Minnesota, Jan. 3 (C.Patterson)

BLOCKED FIELD GOALS

(1) vs. St. Louis, Oct. 11 (D.Jones)

BLOCKED PATs

(1) at Oakland, Dec. 20 (D.Autry)

DRIVE STATISTICS

PACKERS SCORING DRIVES (game-by-game)

Date	Opponent	Plays	Yards	Time	Result	Qtr	Scoring Play	Quarterback
9/13	at Chicago	10	77	4:42	TD	1	A.Rodgers 13 pass to J.Jones	A.Rodgers
9/13	at Chicago	10	61	5:17	FG	2	M.Crosby 37 field goal	A.Rodgers
9/13	at Chicago	6	59	3:04	TD	3	A.Rodgers 1 pass to J.Jones	A.Rodgers
9/13	at Chicago	16	78	9:31	TD	4	A.Rodgers 5 pass to R.Cobb	A.Rodgers
9/13	at Chicago	4	48	1:46	TD	4	E.Lacy 2 run	A.Rodgers
9/20	vs. Seattle	10	80	4:15	TD	1	A.Rodgers 29 pass to J.Jones	A.Rodgers
9/20	vs. Seattle	4	7	1:55	FG	1	M.Crosby 54 field goal	A.Rodgers
9/20	vs. Seattle	6	79	1:14	FG	2	M.Crosby 18 field goal	A.Rodgers
9/20	vs. Seattle	8	54	3:36	FG	3	M.Crosby 44 field goal	A.Rodgers
9/20	vs. Seattle	10	80	6:16	TD	4	A.Rodgers 5 pass to R.Rodgers	A.Rodgers
9/20	vs. Seattle	9	34	4:54	FG	4	M.Crosby 21 field goal	A.Rodgers
9/28	vs. Kansas City	6	69	2:36	TD	1	A.Rodgers 8 pass to T.Montgomery	A.Rodgers
9/28	vs. Kansas City	10	89	5:51	TD	1	A.Rodgers 3 pass to R.Cobb	A.Rodgers
9/28	vs. Kansas City	9	51	5:47	FG	2	M.Crosby 44 field goal	A.Rodgers
9/28	vs. Kansas City	9	68	3:02	TD	2	A.Rodgers 27 pass to J.Jones	A.Rodgers
9/28	vs. Kansas City	1	4	0:04	TD	3	A.Rodgers 4 pass to R.Cobb	A.Rodgers
9/28	vs. Kansas City	8	80	3:46	TD	4	A.Rodgers 4 pass to R.Cobb	A.Rodgers
10/4	at San Francisco	12	80	5:58	TD	1	A.Rodgers 9 pass to R.Rodgers	A.Rodgers
10/4	at San Francisco	9	61	4:33	TD	3	J.Kuhn 1 run	A.Rodgers
10/4	at San Francisco	8	35	4:38	FG	3	M.Crosby 31 field goal	A.Rodgers
10/11	vs. St. Louis	6	56	1:48	TD	1	A.Rodgers 31 pass to T.Montgomery	A.Rodgers
10/11	vs. St. Louis	4	75	2:19	TD	3	A.Rodgers 65 pass to J.Jones	A.Rodgers
10/11	vs. St. Louis	7	30	2:20	FG	4	M.Crosby 35 field goal	A.Rodgers
10/18	vs. San Diego	8	87	3:44	TD	1	A.Rodgers 5 pass to J.Starks	A.Rodgers
10/18	vs. San Diego	4	85	1:26	TD	1	J.Starks 65 run	A.Rodgers
10/18	vs. San Diego	10	83	3:58	FG	2	M.Crosby 23 field goal	A.Rodgers
10/18	vs. San Diego	7	69	2:48	TD	3	A.Rodgers 8 pass to J.Jones	A.Rodgers
10/18	vs. San Diego	9	70	3:37	FG	4	M.Crosby 28 field goal	A.Rodgers
11/1	at Denver	10	80	4:48	TD	2	E.Lacy 2 run	A.Rodgers
11/1	at Denver	11	41	5:53	FG	3	M.Crosby 56 field goal	A.Rodgers
11/8	at Carolina	11	65	5:51	TD	1	A.Rodgers 1 pass to R.Rodgers	A.Rodgers
11/8	at Carolina	3	80	1:00	TD	3	A.Rodgers 53 pass to R.Cobb	A.Rodgers
11/8	at Carolina	6	79	1:28	TD	4	A.Rodgers 29 pass to J.Starks	A.Rodgers
11/8	at Carolina	8	72	2:38	TD	4	A.Rodgers 3 pass to R.Rodgers	A.Rodgers
11/15	vs. Detroit	12	57	4:54	FG	1	M.Crosby 44 field goal	A.Rodgers
11/15	vs. Detroit	11	78	4:05	TD	4	A.Rodgers 4 pass to R.Rodgers	A.Rodgers
11/15	vs. Detroit	8	73	1:25	TD	4	A.Rodgers 11 pass to J.Perillo	A.Rodgers
11/22	at Minnesota	13	56	5:35	FG	1	M.Crosby 42 field goal	A.Rodgers
11/22	at Minnesota	4	5	1:24	FG	1	M.Crosby 47 field goal	A.Rodgers
11/22	at Minnesota	6	45	2:18	FG	2	M.Crosby 40 field goal	A.Rodgers
11/22	at Minnesota	9	80	2:13	TD	2	A.Rodgers 10 pass to R.Cobb	A.Rodgers
11/22	at Minnesota	12	61	4:47	FG	3	M.Crosby 42 field goal	A.Rodgers
11/22	at Minnesota	7	80	2:46	TD	4	A.Rodgers 27 pass to J.Jones	A.Rodgers
11/22	at Minnesota	4	-1	0:23	FG	4	M.Crosby 52 field goal	A.Rodgers
11/26	vs. Chicago	5	49	1:44	TD	1	A.Rodgers 25 pass to E.Lacy	A.Rodgers
11/26	vs. Chicago	7	28	4:05	FG	2	M.Crosby 22 field goal	A.Rodgers
11/26	vs. Chicago	5	36	0:30	FG	2	M.Crosby 50 field goal	A.Rodgers
12/3	at Detroit	7	75	3:10	TD	3	R.Cobb fumble recovery in end zone	A.Rodgers
12/3	at Detroit	3	12	1:31	TD	3	A.Rodgers 8 pass to D.Adams	A.Rodgers
12/3	at Detroit	11	84	4:02	TD	4	A.Rodgers 17 run	A.Rodgers
12/3	at Detroit	4	79	0:23	TD	4	A.Rodgers 61 pass to R.Rodgers	A.Rodgers
12/13	vs. Dallas	9	48	4:14	TD	2	A.Rodgers 13 pass to J.Starks	A.Rodgers
12/13	vs. Dallas	11	81	4:14	TD	2	A.Rodgers 3 pass to R.Rodgers	A.Rodgers
12/13	vs. Dallas	12	84	6:34	TD	4	J.Starks 30 run	A.Rodgers
12/13	vs. Dallas	4	38	0:25	TD	4	E.Lacy 1 run	A.Rodgers
12/20	at Oakland	4	17	1:12	TD	1	J.Kuhn 5 run	A.Rodgers
12/20	at Oakland	7	44	2:57	FG	3	M.Crosby 24 field goal	A.Rodgers
12/20	at Oakland	3	53	1:02	TD	3	A.Rodgers 30 pass to J.Jones	A.Rodgers
12/20	at Oakland	19	92	8:11	FG	4	M.Crosby 21 field goal	A.Rodgers
12/20	at Oakland	6	21	2:29	FG	4	M.Crosby 33 field goal	A.Rodgers
12/27	at Arizona	8	80	3:03	TD	3	A.Rodgers 28 pass to E.Lacy	A.Rodgers
1/3	vs. Minnesota	15	70	8:43	FG	1	M.Crosby 28 field goal	A.Rodgers
1/3	vs. Minnesota	14	80	6:01	TD	4	A.Rodgers 16 pass to R.Rodgers	A.Rodgers
1/3	vs. Minnesota	8	59	4:25	FG	4	M.Crosby 43 field goal	A.Rodgers
1/10	at Washington	9	80	3:58	TD	2	A.Rodgers 12 pass to R.Cobb	A.Rodgers
1/10	at Washington	8	30	3:11	FG	2	M.Crosby 43 field goal	A.Rodgers
1/10	at Washington	9	60	1:54	TD	2	A.Rodgers 10 pass to D.Adams	A.Rodgers
1/10	at Washington	11	80	5:29	TD	3	J.Starks 4 run	A.Rodgers
1/10	at Washington	10	76	5:39	TD	4	E.Lacy 2 run	A.Rodgers
1/10	at Washington	4	6	0:19	FG	4	M.Crosby 29 field goal	A.Rodgers

Scoring-Drive Length, Regular Season

Length (minus)	Packers		Opponent	
	TD	FG	TD	FG
0—9	0	1	0	0
10—19	1	2	1	1
20—29	2	0	1	0
30—39	0	2	1	3
40—49	1	4	1	2
50—59	3	3	0	3
60—69	3	5	5	4
70—79	5	2	4	5
80—89	9	3	5	4
90—99	16	1	15	2
SEASON	40	24	33	24

Scoring-Drive Length, Postseason

Length (minus)	Packers		Opponent	
	TD	FG	TD	FG
0—9	0	0	0	0
10—19	0	1	0	0
20—29	0	0	0	0
30—39	0	1	0	0
40—49	0	0	0	1
50—59	0	0	0	0
60—69	1	0	1	0
70—79	1	0	1	0
80—89	2	0	0	0
90—99	0	0	0	0
SEASON	4	2	2	1

Possessions at a glance

Reg. Season	No.	Avg. Snaps	*3-Plays & Out	Snaps/ TD
Packers	192	5.5	44	25.1
Opponent	183	5.5	42	28.2

*—less if turnover, no first downs or score

Possessions at a glance

Postseason	No.	Avg. Snaps	*3-Plays & Out	Snaps/ TD
Packers	13	5.3	4	17.3
Opponent	13	5.4	4	35.0

*—less if turnover, no first downs or score

Game-Opening Drives

Game		Packers			Opponent		
		Pts	FD	Yds	Pts	FD	Yds
9/13	at Chi	0	0	7	3	3	70
9/20	Sea	7	5	80	0	0	-5
9/28	KC	0	0	5	0	0	7
10/4	at SF	7	6	80	0	1	20
10/11	StL	7	2	56	0	0	2
10/18	SD	7	5	87	0	1	20
11/1	at Den	0	2	13	0	1	25
11/8	at Car	0	0	-7	3	3	68
11/15	Det	3	4	57	0	0	-1
11/22	at Min	3	3	56	0	2	32
11/26	Chi	0	1	37	0	0	7
12/3	at Det	0	1	19	3	2	35
12/13	Dal	0	1	18	0	3	73
12/20	at Oak	0	0	4	0	2	21
12/27	at Ari	0	1	6	0	0	6
1/3	Min	3	4	70	3	2	59
SEASON		37	35	588	12	18	439
1/10	at Was	0	1	12	0	0	5

Second-Half Opening Drives

Game		Packers			Opponent		
		Pts	FD	Yds	Pts	FD	Yds
9/13	at Chi	7	4	59	3	4	56
9/20	Sea	0	0	-6	7	5	80
9/28	KC	0	0	0	0	0	2
10/4	at SF	7	3	61	0	1	14
10/11	StL	7	2	75	0	1	19
10/18	SD	0	0	-1	7	3	79
11/1	at Den	3	3	41	7	3	80
11/8	at Car	7	2	80	0	0	2
11/15	Det	0	0	2	6	1	1
11/22	at Min	3	4	61	0	1	22
11/26	Chi	0	3	33	0	1	13
12/3	at Det	7	4	75	3	4	66
12/13	Dal	0	1	27	0	0	9
12/20	at Oak	3	1	44	0	0	0
12/27	at Ari	0	0	6	7	2	28
1/3	Min	0	0	9	7	4	58
SEASON		44	27	566	47	30	529
1/10	at Was	7	5	80	7	4	73

DRIVE STATISTICS

YARDS-GAINED ANALYSIS, REGULAR SEASON

	1st Down			2nd Down			3rd Down			4th Down			Season			By Quarter				By Half		
	Att	Yds	Avg	Att	Yds	Avg	Att	Yds	Avg	Att	Yds	Avg	Att	Yds	Avg	1st	2nd	3rd	4th	1st	2nd	OT
Packers	462	2093	4.5	365	2242	6.1	208	905	4.4	21	113	5.4	1056	5353	5.1	1345	1203	1308	1497	2548	2805	0
Opponents	446	2439	5.5	327	1706	5.2	220	1296	5.9	21	106	5.1	1014	5547	5.5	1186	1553	1355	1453	2739	2808	0

YARDS-GAINED ANALYSIS, POSTSEASON

	1st Down			2nd Down			3rd Down			4th Down			Season			By Quarter				By Half		
	Att	Yds	Avg	Att	Yds	Avg	Att	Yds	Avg	Att	Yds	Avg	Att	Yds	Avg	1st	2nd	3rd	4th	1st	2nd	OT
Packers	33	170	5.2	24	127	5.3	11	38	3.5	1	11	11.0	69	346	5.0	11	160	106	69	171	175	0
Opponents	31	145	4.7	21	129	6.1	15	74	4.9	4	6	1.5	70	354	5.1	80	78	75	121	158	196	0

DRIVE ENGINEERING, REGULAR SEASON

	Drives		Drives ended by										Points	
QB	Started	TD	FG	MFG	PUNT	BLK	DOWN	TO	SAF	CLK		Yielded		
A.Rodgers	190	40	24	3	79	1	8	17	1	17		354		
S.Tolzien	2	0	0	0	2	0	0	0	0	0		0		
Packers	192	40	24	3	81	1	8	17	1	17		354		
Opponents	183	33	24	4	82	0	11	22	0	7		309		

DRIVE ENGINEERING, POSTSEASON

	Drives		Drives ended by										Points	
QB	Started	TD	FG	MFG	PUNT	BLK	DOWN	TO	SAF	CLK		Yielded		
A.Rodgers	13	4	2	0	4	0	0	1	1	1		35		
Packers	13	4	2	0	4	0	0	1	1	1		35		
Opponents	13	2	1	0	5	0	3	1	0	1		18		

RED-ZONE EFFICIENCY

	Regular Season		Postseason	
	Packers	Opponent	Packers	Opponent
Times Penetrated Opponent 20	52	49	5	4
Total Scores	43	42	5	2
Touchdowns	28	28	4	1
Field Goals-Attempts	15-17	14-14	1-1	1-1
Touchdown Percentage538	.571	.800	.250
Scoring Percentage827	.857	1.000	.500
Turnovers	4	3	0	0
Downs	3	4	0	2
Missed Field Goals	2	0	0	0
Time Ran Out	0	0	0	0
Ended Not Trying To Score	0	0	0	0
Scores From Outside The 20	21	15	1	1
Touchdowns	12	5	0	1
Field Goals	9	10	1	0

AVERAGE FIELD POSITION

	Regular Season		Postseason	
	Packers	Opponent	Packers	Opponent
Drives Started	192	183	13	13
Average Field Position	GB28	OPP27	GB26	OPP28
Drives Started in Plus Territory	26	12	1	1
Scores	15	5	1	0
Touchdowns	7	4	0	0
Field Goals	8	1	1	0
Missed Field Goals	1	2	0	0
Blocked Field Goals	1	0	0	0
Punts	2	4	0	0
Turnovers	4	1	0	0
Turnover on Downs	0	0	0	1
Ran Out Clock	2	0	0	0
Did Not Attempt to Score	1	0	0	0
Drives Started Inside Own 20	52	41	4	2

GOAL-TO-GO SITUATIONS, REGULAR SEASON

	Summary					GTG Plays						
	Total	TD	Pct	FG	MFG	TO	CLK	DOWN	Plays	TD	Pct	
Packers	30	18	.600	7	0	2	0	3	85	18	.212	
Opponents	28	18	.643	5	0	3	0	2	80	18	.225	

GOAL-TO-GO SITUATIONS, POSTSEASON

	Summary					GTG Plays						
	Total	TD	Pct	FG	MFG	TO	CLK	DOWN	Plays	TD	Pct	
Packers	3	3	1.000	0	0	0	0	0	4	3	.750	
Opponents	2	1	.500	1	0	0	0	0	8	1	.125	

2015 SUPERLATIVES

LONGEST REGULAR SEASON RETURNS

Packers

Type	Yards	Opp. Date	Player
Kickoff	70	at Min, Nov. 22	J.Janis
Kickoff	64	vs. Chi, Nov. 26	J.Janis
Kickoff	47	at Oak, Dec. 20	J.Janis
Kickoff	46	at Chi, Sept. 13	T.Montgomery
Interception	45t	vs. StL, Oct. 11	Q.Rollins

No. of returns 20-plus yards in length: 23

No. of returns 40-plus yards in length: 8

Opponent

Type	Yards	Opp. Date	Player
Kickoff	104	vs. Det, Nov. 15	A.Abdullah
Kickoff	70	vs. Min, Jan. 3	C.Patterson
Fumble	55	vs. Min, Jan. 3	C.Munnerlyn
Kickoff	54	vs. KC, Sept. 28	K.Davis
Kickoff	52	at Min, Nov. 22	C.Patterson

No. of returns 20-plus yards in length: 24

No. of returns 40-plus yards in length: 5

LONGEST POSTSEASON RETURNS

Packers

Type	Yards	Opp. Date	Player
Kickoff	22	at Was, Jan. 10	J.Janis
Punt	17	at Was, Jan. 10	M.Hyde

No. of returns 20-plus yards in length: 1

No. of returns 40-plus yards in length: 0

Opponent

Type	Yards	Opp. Date	Player
Kickoff	26	at Was, Jan. 10	R.Ross
Kickoff	21	at Was, Jan. 10	R.Ross
Kickoff	18	at Was, Jan. 10	R.Ross

No. of returns 20-plus yards in length: 2

No. of returns 40-plus yards in length: 0

LONGEST REGULAR SEASON PLAYS FROM SCRIMMAGE

Packers

Yards	Opp.	Play
65t	vs. StL	A.Rodgers to J.Jones
61t	at Det	A.Rodgers to R.Rodgers
53t	vs. Car	A.Rodgers to R.Cobb
52	vs. KC	A.Rodgers to J.Jones
46	vs. SD	A.Rodgers to J.Janis

Long run:

65t	vs. SD	J.Starks
35	vs. Sea	J.Starks
30	vs. Dal	J.Starks
29	vs. Chi	E.Lacy
27	at Min	E.Lacy

No. plays 20-plus yards: 64

No. plays 40-plus yards: 6

Opponent

Yards	Opp.	Play
68	vs. StL	N.Foles to S.Bailey
61	vs. KC	A.Smith to J.Maclin
59	vs. Car	C.Newton to J.Cotchery
52	vs. Car	C.Newton to D.Funchess
50	vs. SD	P.Rivers to M.Floyd
50	at Chi	J.Cutler to M.Wilson

Long run:

55	vs. StL	T.Gurley
50	vs. Dal	D.McFadden
45	vs. Dal	D.McFadden
41	vs. Min	A.Thielen
36	at Det	A.Abdullah

No. plays 20-plus yards: 59

No. plays 40-plus yards: 19

LONGEST POSTSEASON PLAYS FROM SCRIMMAGE

Packers

Yards	Opp.	Play
34	at Was	A.Rodgers to J.Jones
20	at Was	A.Rodgers to D.Adams

Long run:

30	at Was	E.Lacy
22	at Was	J.Starks

No. plays 20-plus yards: 4

No. plays 40-plus yards: 0

Opponent

Yards	Opp.	Play
38	at Was	K.Cousins to C.Thompson
29	at Was	K.Cousins to P.Garcon
24	at Was	K.Cousins to J.Reed
22	at Was	K.Cousins to J.Reed
21	at Was	K.Cousins to P.Garcon

Long run:

25	at Was	C.Thompson
19	at Was	A.Morris

No. plays 20-plus yards: 7

No. plays 40-plus yards: 0

MISCELLANEOUS

WEEKLY INACTIVES

9/13	at	Chicago:	K.Backman, M.Burnett, L.Gunter, A.Harris, B.Hundley, A.Mulumba, L.Taylor
9/20		Seattle:	K.Backman, B.Bulaga, B.Gaston, L.Gunter, A.Harris, B.Hundley, Q.Rollins
9/28		Kansas City:	K.Backman, B.Bulaga, M.Burnett, D.Goodson, B.Hundley, S.Richardson, L.Taylor
10/4	at	San Francisco:	D.Adams, B.Bulaga, M.Burnett, D.Goodson, B.Hundley, J.Ryan, L.Taylor
10/11		St. Louis:	D.Adams, M.Burnett, L.Gunter, B.Hundley, S.Richardson, J.Ryan, L.Taylor
10/18		San Diego:	D.Adams, M.Burnett, A.Harris, B.Hundley, N.Perry, B.Raji, L.Taylor
11/1	at	Denver:	K.Backman, L.Gunter, B.Hundley, T.Montgomery, A.Mulumba, L.Taylor, J.Walker
11/8	at	Carolina:	K.Backman, B.Hundley, T.Montgomery, A.Mulumba, Q.Rollins, S.Shields, L.Taylor
11/15		Detroit:	K.Backman, L.Gunter, B.Hundley, E.Lacy, T.Montgomery, A.Mulumba, L.Taylor
11/22	at	Minnesota:	J.Abbrederis, L.Gunter, A.Harris, B.Hundley, T.Montgomery, A.Mulumba, L.Taylor
11/26		Chicago:	J.Abbrederis, A.Harris, B.Hundley, M.Hyde, C.Linsley, T.Montgomery, A.Mulumba
12/3	at	Detroit:	B.Bulaga, B.Hundley, T.Lang, T.Montgomery, A.Mulumba, D.Randall, A.Ripkowski
12/13		Dallas:	J.Crockett, L.Gunter, B.Hundley, C.Linsley, T.Montgomery, A.Mulumba, N.Perry
12/20	at	Oakland:	K.Backman, J.Crockett, B.Hundley, T.Montgomery, A.Mulumba, S.Shields, J.Walker
12/27	at	Arizona:	K.Backman, D.Bakhtiari, J.Elliott, B.Hundley, A.Mulumba, J.Perillo, S.Shields
1/3		Minnesota:	D.Bakhtiari, J.Elliott, L.Gunter, B.Hundley, J.Perillo, S.Shields, J.Walker

SEASON TOTALS: B.Hundley (16), A.Mulumba (10), L.Taylor (9), K.Backman (8), L.Gunter (8), T.Montgomery (8), M.Burnett (5),

A.Harris (5), B.Bulaga (4), S.Shields (4), D.Adams (3), J.Walker (3), J.Abbrederis (2), D.Bakhtiari (2), J.Crockett (2), J.Elliott (2),

D.Goodson (2), C.Linsley (2), J.Perillo (2), N.Perry (2), S.Richardson (2), Q.Rollins (2), J.Ryan (2), B.Gaston (1), M.Hyde (1), E.Lacy

(1), T.Lang (1), B.Raji (1), D.Randall (1), A.Ripkowski (1).

1/10 at Washington: K.Backman, D.Bakhtiari, J.Elliott, B.Hundley, J.Perillo, S.Shields, J.Walker

TIME SPENT IN THE LEAD

		Packers	Packers
		In Lead	Trailing
Opponent		
9/13	at Chi.....	34:50	16:44
9/20	Sea.....	40:16	12:20
9/28	KC.....	54:44	0:00
10/4	at SF.....	54:02	0:00
10/11	StL.....	57:09	0:00
10/18	SD.....	45:00	0:00
11/1	at Den.....	0:00	49:39
11/8	at Car.....	3:46	51:26
11/15	Det.....	9:54	28:33
11/22	at Min.....	42:05	1:24
11/26	Chi.....	15:45	30:30
12/3	at Det.....	0:00	53:48
12/13	Dal.....	39:49	0:00
12/20	at Oak.....	49:06	1:02
12/27	at Ari.....	0:00	44:07
1/3	Min.....	0:00	41:38
SEASON	7:26:26	5:31:11
SEASON AVG	27:54	20:42
1/10	at Was.....	24:59	26:04

NON-OFFENSIVE SCORES

REGULAR SEASON

Packers (2): Q.Rollins 45-yard interception return vs. StL, Oct. 11; D.Randall 43-yard interception return at Oak, Dec. 20
Opponent (4): R.Rodgers tackled in end zone by M.Jackson for a safety at Den, Nov. 1; C.Redding 36-yard fumble return at Ari, Dec. 27; J.Powers 7-yard fumble return at Ari, Dec. 27; C.Munnerlyn 55-yard fumble return vs. Min, Jan. 3

POSTSEASON

Packers (0):

Opponent (1): A.Rodgers sacked in end zone by P.Smith for a safety at Was, Jan. 10

TWO-POINT CONVERSIONS

REGULAR SEASON

Packers (4-6): A.Rodgers-R.Rodgers pass vs. Sea (Sept. 20), A.Rodgers-D.Adams pass at Car (Nov. 8), A.Rodgers-J.Jones pass at Min (Nov. 22), A.Rodgers-J.Jones pass at Ari (Dec. 27)

Opponent (1-2): A.Smith-T.Kelce pass vs. KC (Sept. 28)

POSTSEASON

Packers (1-1): A.Rodgers-J.Abbrederis pass at Was (Jan. 10)

Opponent (0-0):

PENALTIES AND REPLAY CHALLENGES

PENALTY STATISTICS

	Regular Season		Postseason	
	Packers	Opponent	Packers	Opponent
Times Penalized after Offensive Gain	31	16	0	0
Gains Wiped Out, Offensive Penalties	237	123	0	0
Touchdowns Cost	3	2	0	0
Field Goals Cost	1	0	0	0
First Downs Lost	8	6	0	0
Intentional-Grounding Penalties	1	0	0	0
Defensive Pass Interference, Times Flagged	4	14	0	1
Yards Given Up	109	364	0	20
Defensive 3rd/4th Down Flags (kept drive alive)	6	26	0	1
Kick/Punt Return Penalties	9	10	1	1
Return Yards Wiped Out	59	93	9	10

Touchdowns nullified — GREEN BAY (3): A.Rodgers 8-yard pass to J.Jones at Chi (Sept. 13); A.Rodgers 17-yard pass to R.Cobb vs. KC (Sept. 28); A.Rodgers 5-yard pass to J.Jones at Oak (Dec. 20)

OPPONENTS (2): J.Cutler 4-yard pass to A.Jeffery at Chi (Sept. 13); P.Manning 5-yard pass to A.Caldwell at Den (Nov. 1)

2015 REGULAR SEASON REPLAY CHALLENGES

PACKERS (4/5)

Date, Opp.	Initial Ruling	Ruling
9/20 vs. Sea	Seattle 11 men on field	Penalty on Sea, Defensive 12 On Field, Reversed
10/11 vs. StL	N.Foles 5 pass to S.Bailey, first down	Upheld
10/11 vs. StL	A.Rodgers 64 pass to J.Jones, down at StL 1	Reversed, Touchdown
11/8 at Car	C.Newton scrambles 7 yards for first down	Reversed, 4th Down
12/20 at Oak	A.Rodgers 9 pass to J.Jones, incomplete	Reversed

OPPONENTS (1/4)

Date, Opp.	Initial Ruling	Ruling
9/13 at Chi	A.Rodgers 25 pass to D.Adams, first down	Upheld
10/11 vs. StL	T.Masthay punts to StL 1, downed by J.Janis	Reversed, Touchback
11/8 at Car	A.Rodgers pass incomplete to J.Starks	Upheld
12/27 at Ari	S.Tolzien sacked at GB 1 for -8 yards	Upheld

REPLAY ASSISTANT (10/16)

Last two minutes of the half, overtime, turnovers and scoring plays

Date, Opp.	Initial Ruling	Ruling
9/13 at Chi	J.Cutler fumble recovered by J.Peppers	Reversed, knee was down
9/20 vs. Sea	A.Rodgers 9 pass to R.Cobb, to goal line	Upheld
9/20 vs. Sea	A.Rodgers 1 pass to J.Jones, touchdown	Reversed, incomplete pass
10/4 at SF	A.Rodgers 6 pass to R.Cobb, short of first-down marker	Upheld, 4th Down
10/18 vs. SD	A.Rodgers 5 pass to J.Starks, touchdown	Upheld
10/18 vs. SD	P.Rivers 9 pass to K.Allen, to goal line	Upheld
11/8 at Car	A.Rodgers 29 pass to J.Starks, touchdown	Upheld
11/15 vs. Det	A.Rodgers 4 pass to J.Starks, fumble	Reversed, elbow was down
11/26 vs. Chi	A.Rodgers 25 pass to E.Lacy, touchdown	Confirmed, ball broke plane
11/26 vs. Chi	J.Cutler 20 pass to M.Wilson, touchdown	Reversed, did not break plane
12/13 vs. Dal	J.Starks 1 run, touchdown	Reversed, did not break plane
12/13 vs. Dal	M.Cassel 28 pass to D.Bryant	Reversed, incomplete pass
12/20 at Oak	J.Starks 11 run, fumble	Upheld
12/20 at Oak	A.Rodgers intercepted by D.Amerson at Oak 0, ran ob at Oak 1	Upheld
1/3 vs. Min	A.Rodgers -1 pass to R.Rodgers, down by contact	Upheld
1/3 vs. Min	T.Bridgewater intercepted by M.Hyde	Upheld
1/3 vs. Min	A.Rodgers fumbles, returned by C.Munnerlyn for touchdown	Upheld

2015 POSTSEASON REPLAY CHALLENGES

PACKERS (0/1)

Date, Opp.	Initial Ruling	Ruling
1/10 at Was	K.Cousins 6 pass to C.Thompson	Upheld

OPPONENTS (0/0)

Date, Opp.	Initial Ruling	Ruling
------------	----------------	--------

REPLAY ASSISTANT (1/2)

Last two minutes of the half, overtime, turnovers and scoring plays

Date, Opp.	Initial Ruling	Ruling
1/10 at Was	K.Cousins 15 pass to D.Jackson, touchdown	Reversed, did not break plane
1/10 at Was	E.Lacy 9 run, down by contact	Reversed, fumble

2015 REGULAR SEASON PENALTIES ACCEPTED (105)

OFFENSE (56)

Delay of Game (6) — A.Rodgers vs. Sea (Sept. 20), A.Rodgers vs. KC (Sept. 28), A.Rodgers at SF (Oct. 4), A.Rodgers vs. StL (Oct. 11), A.Rodgers at Car (Nov. 8), D.Adams at Ari (Dec. 27)

Face Mask (1) — J.Sitton at Det (Dec. 3)

False Start (11) — D.Bakhtiari at Chi (Sept. 13), D.Bakhtiari vs. Sea (Sept. 20), T.Lang at SF (Oct. 4), B.Bulaga vs. StL (Oct. 11), R.Cobb vs. SD (Oct. 18), R.Rodgers at Den (Nov. 1), D.Bakhtiari vs. Det (Nov. 15), D.Bakhtiari at Min (Nov. 22), J.Kuhn at Min (Nov. 22), D.Barclay at Det (Dec. 3), J.Kuhn vs. Dal (Dec. 13)

Holding (22) — D.Bakhtiari at Chi (Sept. 13), B.Bulaga at Chi (Sept. 13), D.Bakhtiari vs. KC (Sept. 28), R.Rodgers at SF (Oct. 4), D.Bakhtiari at SF (Oct. 4), J.Sitton at SF (Oct. 4), J.Sitton at SF (Oct. 4), B.Bulaga at Den (Nov. 1), C.Linsley at Car (Nov. 8), D.Bakhtiari at Car (Nov. 8), T.Lang vs. Det (Nov. 15), B.Bulaga vs. Det (Nov. 15), D.Bakhtiari at Min (Nov. 22), J.Sitton vs. Chi (Nov. 26), J.Tretter at Det (Dec. 3), D.Bakhtiari vs. Dal (Dec. 13), J.Sitton vs. Dal (Dec. 13), D.Adams vs. Dal (Dec. 13), J.Sitton at Ari (Dec. 27), C.Linsley at Ari (Dec. 27), C.Linsley vs. Min (Jan. 3), J.Sitton vs. Min (Jan. 3)

Illegal Block Above the Waist (1) — R.Rodgers vs. StL (Oct. 11)

Illegal Formation (2) — R.Cobb at Chi (Sept. 13), D.Bakhtiari at Min (Nov. 22)

Illegal Shift (1) — J.Janis vs. KC (Sept. 28)

Illegal Use of Hands (4) — J.Sitton vs. Sea (Sept. 20), T.Montgomery vs. KC (Sept. 28), R.Rodgers vs. StL (Oct. 11), B.Raji vs. Min (Jan. 3)

Intentional Grounding (1) — A.Rodgers at Det (Dec. 3)

Offensive 12 On Field (1) — vs. StL (Oct. 11)

Offensive Pass Interference (5) — T.Montgomery vs. KC (Sept. 28), J.Jones vs. Chi (Nov. 26), J.Jones vs. Dal (Dec. 13), J.Jones at Oak (Dec. 20), J.Jones at Oak (Dec. 20)

Unsportsmanlike Conduct (1) — D.Adams vs. Det (Nov. 15)

DEFENSE (32)

Defensive 12 On Field (1) — vs. StL (Oct. 11)

Encroachment (3) — B.Raji vs. KC (Sept. 28), M.Daniels vs. SD (Oct. 18), L.Guion at Car (Nov. 8)

Holding (5) — B.Raji at Chi (Sept. 13), D.Randall vs. KC (Sept. 28), S.Shields vs. Dal (Dec. 13), M.Hyde at Oak (Dec. 20), M.Hyde at Ari (Dec. 27)

Illegal Block Above The Waist (1) — N.Perry at Chi (Sept. 13)

Illegal Contact (1) — J.Elliott vs. KC (Sept. 28)

Neutral-Zone Infraction (4) — N.Perry at Chi (Sept. 13), M.Daniels at Chi (Sept. 13), L.Guion at Det (Dec. 3), M.Pennel vs. Min (Jan. 3)

Offside (6) — S.Shields at Chi (Sept. 13), M.Neal vs. Sea (Sept. 20), M.Pennel vs. Sea (Sept. 20), J.Peppers vs. KC (Sept. 28), J.Elliott vs. SD (Oct. 18), J.Peppers at Det (Dec. 3)

Pass Interference (4) — H.Clinton-Dix vs. StL (Oct. 11), D.Randall at Car (Nov. 8), D.Goodson vs. Chi (Nov. 26), D.Randall at Oak (Dec. 20)

Unnecessary Roughness (5) — S.Richardson at Chi (Sept. 13), H.Clinton-Dix vs. KC (Sept. 28), H.Clinton-Dix vs. SD (Oct. 18), D.Jones vs. Det (Nov. 15), C.Matthews vs. Min (Jan. 3)

Unsportsmanlike Conduct (2) — C.Hayward vs. KC (Sept. 28), GB at Oak (Dec. 20)

SPECIAL TEAMS (17)

Face Mask (3) — Q.Rollins vs. KC (Sept. 28), L.Gunter at Car (Nov. 8), J.Janis at Ari (Dec. 27)

False Start (2) — R.Rodgers at Ari (Dec. 27), R.Lovato vs. Min (Jan. 3)

Holding (6) — S.Richardson at SF (Oct. 4), J.Thomas vs. SD (Oct. 18), D.Jones vs. Dal (Dec. 13), D.Randall vs. Dal (Dec. 13), J.Ryan at Oak (Dec. 20), D.Jones at Ari (Dec. 27)

Illegal Block Above The Waist (3) — C.Banjo vs. SD (Oct. 18), L.Gunter at Car (Nov. 8), J.Janis vs. Min (Jan. 3)

Illegal Formation (1) — at SF (Oct. 4)

Illegal Use of Hands (1) — J.Janis vs. Sea (Sept. 20)

Offside (1) — C.Hayward at Det (Dec. 3)

2015 POSTSEASON PENALTIES ACCEPTED (3)

OFFENSE (1)

False Start (1) — J.Tretter at Was (Jan. 10)

DEFENSE (1)

Roughing The Passer (1) — D.Jones at Was (Jan. 10)

SPECIAL TEAMS (1)

Illegal Block Above The Waist (1) — D.Goodson at Was (Jan. 10)

WEEKLY INDIVIDUAL STATISTICAL LEADERS

REGULAR SEASON PACKERS WEEKLY LEADERS

			Scoring		Passing		Carries		Rush		Receptions		Receiving		Tackles (Solo)		Sacks
										Yards				Yards			
9/13	at	Chicago:	J.Jones	12	A.Rodgers	189	E.Lacy	19	E.Lacy	85	R.Cobb	5	D.Adams	59	C.Matthews	10 (8)	J.Peppers 1.5
9/20		Seattle:	M.Crosby	13	A.Rodgers	249	J.Starks	20	J.Starks	95	R.Cobb	8	R.Cobb	116	H.Clinton-Dix	9 (7)	2 tied with 1
9/28		Kansas City:	R.Cobb	18	A.Rodgers	333	J.Starks	17	E.Lacy	46	2 tied with	7	J.Jones	139	H.Clinton-Dix	9 (6)	C.Matthews 2
10/4	at	San Francisco:	2 tied with	6	A.Rodgers	224	E.Lacy	18	E.Lacy	90	3 tied with	5	J.Jones	98	H.Clinton-Dix	8 (7)	N.Perry 2
10/11		St. Louis:	4 tied with	6	A.Rodgers	236	E.Lacy	13	A.Rodgers	39	R.Rodgers	6	J.Jones	77	M.Daniels	10 (9)	C.Matthews 1.5
10/18		San Diego:	J.Starks	12	A.Rodgers	255	J.Starks	10	J.Starks	112	7 tied with	2	J.Janis	79	N.Palmer	13 (9)	2 tied with 1
11/1	at	Denver:	E.Lacy	6	A.Rodgers	77	E.Lacy	11	E.Lacy	38	R.Cobb	6	R.Cobb	27	C.Hayward	11 (8)	None
11/8	at	Carolina:	R.Rodgers	12	A.Rodgers	369	J.Starks	10	J.Starks	39	D.Adams	7	R.Cobb	99	M.Burnett	9 (6)	None
11/15		Detroit:	2 tied with	6	A.Rodgers	333	J.Starks	15	J.Starks	42	D.Adams	10	D.Adams	79	H.Clinton-Dix	12 (11)	None
11/22	at	Minnesota:	M.Crosby	16	A.Rodgers	212	E.Lacy	22	E.Lacy	100	J.Jones	6	J.Jones	109	2 tied with	10	D.Jones 2
11/26		Chicago:	M.Crosby	7	A.Rodgers	202	E.Lacy	17	E.Lacy	105	R.Cobb	6	R.Cobb	74	N.Palmer	11 (8)	Q.Rollins 1
12/3	at	Detroit:	4 tied with	6	A.Rodgers	273	J.Starks	9	A.Rodgers	27	R.Rodgers	8	R.Rodgers	146	J.Ryan	9 (8)	3 tied with 1
12/13		Dallas:	J.Starks	12	A.Rodgers	218	E.Lacy	24	E.Lacy	124	R.Cobb	8	R.Cobb	81	C.Matthews	8 (5)	2 tied with 1
12/20	at	Oakland:	M.Crosby	12	A.Rodgers	204	E.Lacy	11	J.Starks	51	J.Jones	6	J.Jones	82	M.Burnett	10 (8)	J.Peppers 2.5
12/27	at	Arizona:	E.Lacy	6	A.Rodgers	151	E.Lacy	12	E.Lacy	60	J.Jones	5	J.Jones	46	M.Burnett	10 (8)	2 tied with 1
1/3		Minnesota:	M.Crosby	7	A.Rodgers	291	E.Lacy	13	E.Lacy	34	R.Rodgers	7	J.Jones	102	M.Burnett	8 (5)	3 tied with 1

POSTSEASON PACKERS WEEKLY LEADERS

			Scoring		Passing		Carries		Rush		Receptions		Receiving		Tackles (Solo)		Sacks
										Yards				Yards			
1/10	at	Washington:	M.Crosby	9	A.Rodgers	210	2 tied with	12	E.Lacy	63	J.Jones	7	J.Jones	81	M.Burnett	11 (5)	2 tied with 2

REGULAR SEASON OPPONENTS WEEKLY LEADERS

			Scoring		Passing		Carries		Rush		Receptions		Receiving		Tackles (Solo)		Sacks
										Yards				Yards			
9/13	at	Chicago:	R.Gould	11	J.Cutler	225	M.Forte	24	M.Forte	141	3 tied with	5	A.Jeffery	78	S.McClellin	8 (4)	None
9/20		Seattle:	2 tied with	6	R.Wilson	206	M.Lynch	15	R.Wilson	78	D.Baldwin	7	D.Baldwin	92	B.Wagner	12 (6)	2 tied with 1
9/28		Kansas City:	J.Charles	18	A.Smith	290	J.Charles	11	J.Charles	49	J.Maclin	8	J.Maclin	141	D.Johnson	8 (8)	T.Hall 1
10/4	at	San Francisco:	P.Dawson	3	C.Kaepernick	160	C.Kaepernick	10	C.Kaepernick	57	2 tied with	3	T.Smith	54	M.Wilhoite	9 (6)	A.Lynch 2
10/11		St. Louis:	T.Austin	6	N.Foles	141	T.Gurley	30	T.Gurley	159	S.Bailey	3	S.Bailey	73	J.Laurinaitis	8 (3)	2 tied with 1
10/18		San Diego:	J.Lambo	8	P.Rivers	503	3 tied with	7	M.Gordon	29	K.Allen	14	K.Allen	157	D.Perryman	8 (7)	J.Attacochu 2
11/1	at	Denver:	R.Hillman	12	P.Manning	340	R.Hillman	19	C.Anderson	101	D.Thomas	8	D.Thomas	168	D.Wolfe	7 (3)	3 tied with 1
11/8	at	Carolina:	G.Gano	13	C.Newton	297	J.Stewart	20	J.Stewart	66	G.Olsen	4	J.Cotchery	82	L.Kuechly	9 (6)	5 tied with 1
11/15		Detroit:	3 tied with	6	M.Stafford	242	J.Bell	14	J.Bell	17	C.Johnson	6	C.Johnson	81	2 tied with	8	3 tied with 1
11/22	at	Minnesota:	2 tied with	6	T.Bridgewater	296	A.Peterson	13	A.Peterson	45	2 tied with	6	K.Rudolph	106	L.Joseph	9 (9)	2 tied with 1
11/26		Chicago:	2 tied with	6	J.Cutler	200	M.Forte	15	J.Langford	48	A.Jeffery	7	A.Jeffery	90	S.McClellin	10 (5)	2 tied with 1
12/3	at	Detroit:	M.Prater	11	M.Stafford	220	A.Abdullah	13	A.Abdullah	67	G.Tate	8	G.Tate	63	I.Abdul-Quddus	11 (9)	D.Taylor 2
12/13		Dallas:	R.Turbin	6	M.Cassel	114	D.McFadden	9	D.McFadden	111	J.Witten	5	J.Witten	40	3 tied with	11	2 tied with 1
12/20	at	Oakland:	A.Cooper	12	D.Carr	276	L.Murray	21	L.Murray	78	2 tied with	6	A.Cooper	120	M.Smith	7 (7)	2 tied with 1
12/27	at	Arizona:	C.Catanzaro	8	C.Palmer	265	D.Johnson	9	K.Williams	44	M.Floyd	6	M.Floyd	111	K.Minter	8 (6)	D.Freeney 3
1/3		Minnesota:	B.Walsh	8	T.Bridgewater	99	A.Peterson	19	A.Peterson	67	J.McKinnon	3	J.McKinnon	33	A.Sendejo	13 (8)	E.Griffin 2

POSTSEASON OPPONENTS WEEKLY LEADERS

			Scoring		Passing		Carries		Rush		Receptions		Receiving		Tackles (Solo)		Sacks
										Yards				Yards			
1/10	at	Washington:	2 tied with	6	K.Cousins	329	A.Morris	11	A.Morris	50	J.Reed	9	J.Reed	120	W.Compton	12 (5)	P.Smith 1

TURNOVER STATISTICS AND NOTES

TAKEAWAY ANALYSIS

	Packers Take Aways			Packers Give Aways					NFC Rank	NFL Rank
	Int	Fum	Tot	Int	Fum	Tot	Diff	Cum		
Chi	1	0	1	0	0	0	1	1	4t	8t
SEA	1	1	2	0	1	1	1	2	1t	4t
KC	1	0	1	0	0	0	1	3	3t	6t
SF	1	0	1	0	0	0	1	4	4t	6t
STL	4	0	4	2	1	3	1	5	3t	5t
SD	0	1	1	0	0	0	1	6	1t	1t
BYE	-	-	-	-	-	-	-	6	2	2t
Den	1	0	1	0	0	0	1	7	2	2t
Car	1	0	1	1	1	2	-1	6	2t	4t
DET	1	0	1	0	0	0	1	7	3	4
Min	0	1	1	0	0	0	1	8	3	4
CHI	0	0	0	1	1	2	-2	6	3	4t
Det	0	1	1	1	0	1	0	6	3	5
DAL	1	0	1	0	0	0	1	7	3	4
Oak	2	0	2	1	1	2	0	7	4t	7t
Ari	1	1	2	1	3	4	-2	5	4t	8t
MIN	1	1	2	1	1	2	0	5	5t	10t
Total	16	6	22	8	9	17	5	5	5t	10t

HOME GAMES UPPERCASED IN BOLD

Regular Season Takeaway Breakdown

	Packers	Opponent
Total	22	17
Interceptions	16	8
Fumble Rec.	6	9
Muffed Punt Rec.	0	0
Points off Turnovers	45	59
Touchdowns	6	8
Field Goals	1	1
Didn't attempt score	2	0

REGULAR SEASON TOUCHDOWN RETURNS

Packers (2): Q.Rollins 45-yard interception return vs. STL, Oct. 11; D.Randall 43-yard interception return at Oak, Dec. 20

Opponent (3): C.Redding 36-yard fumble return at Ari, Dec. 27; J.Powers 7-yard fumble return at Ari, Dec. 27; C.Munnerlyn 55-yard fumble return vs. Min, Jan. 3

Postseason Takeaway Breakdown

	Packers	Opponent
Total	1	1
Interceptions	0	0
Fumble Rec.	1	1
Muffed Punt Rec.	0	0
Points off Turnovers	3	0
Touchdowns	0	0
Field Goals	1	0
Didn't attempt score	0	0

POSTSEASON TOUCHDOWN RETURNS

Packers (0):

Opponent (0):

2015 RECORD WHEN...

When...	Record	Postseason
+4 turnover margin	0-0	0-0
+3 turnover margin	0-0	0-0
+2 turnover margin	0-0	0-0
+1 turnover margin	8-2	0-0
even turnover margin	2-1	1-0
-1 turnover margin	0-1	0-0
-2 turnover margin	0-2	0-0
-3 turnover margin	0-0	0-0
-4 turnover margin	0-0	0-0
recording 0 takeaways	0-1	0-0
recording 1 takeaway	7-3	1-0
recording 2 takeaways	2-2	0-0
recording 3 takeaways	0-0	0-0
recording 4 takeaways	1-0	0-0
recording 5 takeaways	0-0	0-0
recording 0 giveaways	6-2	0-0
recording 1 giveaway	2-0	1-0
recording 2 giveaways	1-3	0-0
recording 3 giveaways	1-0	0-0
recording 4 giveaways	0-1	0-0
recording 5 giveaways	0-0	0-0
recording 0 interceptions	3-1	1-0
recording 1 interception	5-5	0-0
recording 2 interceptions	1-0	0-0
recording 3 interceptions	0-0	0-0
recording 4 interceptions	1-0	0-0
surrendering 0 interceptions	7-2	1-0
surrendering 1 interception	2-4	0-0
surrendering 2 interceptions	1-0	0-0
surrendering 3 interceptions	0-0	0-0
recovering 0 fumbles	5-4	0-0
recovering 1 fumble	4-2	1-0
recovering 2 fumbles	0-0	0-0
recovering 3 fumbles	0-0	0-0
losing 0 fumbles	7-2	0-0
losing 1 fumble	3-3	1-0
losing 2 fumbles	0-0	0-0
losing 3 fumbles	0-1	0-0

TAKEAWAY SUMMARY (22)

9/13	at	Chicago:	C.Matthews (interception)
9/20		Seattle:	J.Elliott (interception), M.Hyde (fumble recovery)
9/28		Kansas City:	S.Shields (interception)
10/4	at	San Francisco:	S.Shields (interception)
10/11		St. Louis:	Q.Rollins (two interceptions), H.Clinton-Dix (interception), M.Hyde (interception)
10/18		San Diego:	C.Matthews (fumble recovery)
11/1	at	Denver:	D.Randall (interception)
11/8	at	Carolina:	D.Randall (interception)
11/15		Detroit:	H.Clinton-Dix (interception)
11/22	at	Minnesota:	S.Shields (fumble recovery)
11/26		Chicago:	None
12/3	at	Detroit:	J.Ryan (fumble recovery)
12/13		Dallas:	S.Shields (interception)
12/20	at	Oakland:	M.Hyde (interception), D.Randall (interception)
12/27	at	Arizona:	M.Burnett (fumble recovery), M.Daniels (interception)
1/3		Minnesota:	M.Hyde (interception, fumble recovery)

SEASON TOTALS: M.Hyde 5 (three interceptions, two fumble recoveries), S.Shields 4 (three interceptions, fumble recovery), D.Randall 3 (three interceptions), H.Clinton-Dix 2 (two interceptions), C.Matthews 2 (interception, fumble recovery), Q.Rollins 2 (two interceptions), M.Burnett 1 (fumble recovery), M.Daniels 1 (interception), J.Elliott 1 (interception), J.Ryan 1 (fumble recovery)

1/10 at Washington: M.Neal (fumble recovery)

Note: Only fumbles lost are credited. Fumbles in which the team maintained possession are not included.

GIVEAWAY SUMMARY (17)

9/13	at	Chicago:	None
9/20		Seattle:	J.Starks (fumble)
9/28		Kansas City:	None
10/4	at	San Francisco:	None
10/11		St. Louis:	A.Rodgers (two interceptions, fumble)
10/18		San Diego:	None
11/1	at	Denver:	None
11/8	at	Carolina:	E.Lacy (fumble), A.Rodgers (interception)
11/15		Detroit:	None
11/22	at	Minnesota:	None
11/26		Chicago:	E.Lacy (fumble), A.Rodgers (interception)
12/3	at	Detroit:	A.Rodgers (interception)
12/13		Dallas:	None
12/20	at	Oakland:	A.Rodgers (interception), J.Starks (fumble)
12/27	at	Arizona:	A.Rodgers (two fumbles, interception), J.Starks (fumble)
1/3		Minnesota:	A.Rodgers (fumble, interception)

SEASON TOTALS: A.Rodgers 12 (eight interceptions, four fumbles), J.Starks 3 (three fumbles), E.Lacy 2 (two fumbles)

1/10 at Washington: E.Lacy (fumble)

Note: Only fumbles lost are credited. Fumbles in which the team maintained possession are not included.

TAKEAWAY POINTS

Packers Regular Season (45)

Date	Opp.	Turnover	Result	Points
9/13	at Chi	Interception	TD	7
9/20	vs. Sea	Interception	FG	3
9/28	vs. KC	Interception	TD	7
10/11	vs. STL	Interception	TD	7
12/3	at Det	Fumble	TD	7
12/20	at Oak	Interception	TD	7
12/20	at Oak	Interception	TD	7

Postseason (3)

Date	Opp.	Turnover	Result	Points
1/10	at Was	Fumble	FG	3

Opponent Regular Season (59)

Date	Opp.	Turnover	Result	Points
10/11	vs. STL	Interception	FG	3
11/26	vs. Chi	Fumble	TD	7
12/3	at Det	Interception	TD	7
12/20	at Oak	Fumble	TD	7
12/27	at Ari	Interception	TD	7
12/27	at Ari	Fumble	TD	7
12/27	at Ari	Fumble	TD	7
12/27	at Ari	Fumble	TD	7
1/3	vs. Min	Fumble	TD	7

Postseason (0)

Date	Opp.	Turnover	Result	Points
------	------	----------	--------	--------

REGULAR-SEASON PLAYER PARTICIPATION

NFL WEEK	1	2	3	4	5	6	8	9	10	11	12	13	14	15	16	17	— Season Totals —			
Player	at CHI	SEA	KC	at SF	STL	SD	at DEN	at CAR	DET	at MIN	CHI	at DET	DAL	at OAK	at ARI	MIN	GP	GS	DNP	INA
Abbrederis, Jared	PS	PS	PS	DNP	SUB	SUB	SUB	SUB	SUB	INA	INA	SUB	SUB	SUB	SUB	SUB	10	0	1	2
Adams, Davante	WR	WR	WR	INA	INA	INA	WR	WR	WR	WR	WR	WR	WR	WR	WR	WR	13	12	0	3
Annen, Blake	-	-	-	PS	PS	-	-	-	-	-	-	-	-	-	-	-	0	0	0	0
Backman, Kennard	INA	INA	INA	SUB	SUB	DNP	INA	INA	INA	SUB	SUB	SUB	SUB	INA	INA	INA	7	0	1	8
Bakhtiari, David	LT	LT	LT	LT	LT	LT	LT	LT	LT	LT	LT	LT	LT	LT	LT	LT	14	14	0	2
Banjo, Chris	SUB	SUB	3S	SUB	SUB	SUB	SUB	SUB	SUB	SUB	SUB	SUB	SUB	SUB	SUB	SUB	16	1	0	0
Barclay, Don	SUB	RT	RT	RT	SUB	SUB	SUB	SUB	SUB	SUB	SUB	RT	SUB	SUB	LT	SUB	16	5	0	0
Barrington, Sam	BLB	IR	IR	IR	IR	IR	IR	IR	IR	IR	IR	IR	IR	IR	IR	IR	1	1	0	0
Boyd, Josh	SUB	SUB	IR	IR	IR	IR	IR	IR	IR	IR	IR	IR	IR	IR	IR	IR	2	0	0	0
Bradford, Carl	PS	PS	PS	PS	PS	PS	PS	PS	PS	PS	PS	PS	PS	PS	PS	PS	0	0	0	0
Bulaga, Bryan	RT	INA	INA	INA	RT	RT	RT	RT	RT	RT	RT	INA	RT	RT	RT	RT	12	12	0	4
Burnett, Morgan	INA	SS	INA	INA	INA	INA	SS	SS	SS	SS	SS	SS	SS	SS	SS	SS	11	11	0	5
Clinton-Dix, Ha Ha	FS	FS	FS	FS	FS	FS	FS	FS	FS	FS	FS	FS	FS	FS	FS	FS	16	16	0	0
Cobb, Randall	WR	WR	WR	WR	WR	WR	WR	WR	WR	WR	WR	WR	WR	WR	WR	SUB	16	15	0	0
Crockett, John	PS	PS	PS	PS	PS	PS	PS	PS	PS	PS	PS	SUB	INA	INA	SUB	DNP	2	0	1	2
Crosby, Mason	SUB	SUB	SUB	SUB	SUB	SUB	SUB	SUB	SUB	SUB	SUB	SUB	SUB	SUB	SUB	SUB	16	0	0	0
Crume, Eric	-	-	-	-	-	-	-	-	PS	-	-	-	-	-	-	-	0	0	0	0
Daniel, Robertson	PS	PS	PS	PS	PS	PS	PS	PS	PS	PS	PS	PS	PS	PS	PS	PS	0	0	0	0
Daniels, Mike	DT	DT	DT	DT	DT	DT	DT	DT	DT	DT	DT	DT	DT	DT	DT	DT	16	16	0	0
Elliott, Jayrone	SUB	SUB	SUB	SUB	SUB	SUB	SUB	SUB	SUB	SUB	SUB	SUB	SUB	SUB	INA	INA	14	0	0	2
Gaston, Bruce	SUB	INA	SUB	-	PS	-	-	-	-	-	-	-	-	-	-	-	2	0	0	1
Goode, Brett	SUB	SUB	SUB	SUB	SUB	SUB	SUB	SUB	SUB	SUB	SUB	SUB	SUB	SUB	IR	IR	14	0	0	0
Goodson, Demetri	SUB	SUB	INA	INA	SUB	SUB	SUB	SUB	SUB	SUB	SUB	SUB	SUB	SUB	SUB	SUB	14	0	0	2
Gunter, LaDarius	INA	INA	SUB	SUB	INA	SUB	INA	SUB	INA	INA	SUB	SUB	INA	SUB	SUB	INA	8	0	0	8
Guion, Letroy	SUS	SUS	SUS	SUB	SUB	NOSE	SUB	DE	SUB	DE	DE	SUB	SUB	SUB	SUB	SUB	13	4	0	0
Hamilton, Justin	-	-	-	-	-	-	PS	PS	-	-	-	-	-	-	-	-	0	0	0	0
Harris, Alonzo	INA	INA	SUB	SUB	SUB	INA	SUB	SUB	SUB	INA	INA	-	-	-	-	-	6	0	0	5
Hayward, Casey	SUB	LCB	SUB	LCB	3CB	3CB	LCB	LCB	3CB	SUB	SUB	3CB	SUB	3CB	3CB	LCB	16	11	0	0
Henry, Mitchell	-	-	-	-	-	PS	PS	PS	PS	PS	PS	PS	PS	PS	PS	PS	0	0	0	0
Hundley, Brett	INA	INA	INA	INA	INA	INA	INA	INA	INA	INA	INA	INA	INA	INA	INA	INA	0	0	0	16
Hyde, Micah	SS	3CB	SS	SS	SS	SS	3CB	SUB	SUB	SUB	INA	SUB	SUB	SUB	SUB	SUB	15	7	0	1
Janis, Jeff	SUB	SUB	SUB	SUB	SUB	SUB	SUB	SUB	SUB	SUB	SUB	SUB	SUB	SUB	SUB	SUB	16	0	0	0
Johnson, Jamel	-	-	-	-	-	-	-	-	-	-	-	-	PS	PS	PS	PS	0	0	0	0
Jones, Datone	SUS	SUB	SUB	SUB	SUB	SUB	SUB	SUB	SUB	SUB	SUB	SUB	SUB	SUB	SUB	SUB	15	0	0	0
Jones, James	3WR	3WR	3WR	WR	WR	WR	3WR	SUB	3WR	3WR	3WR	3WR	3WR	3WR	3WR	WR	16	15	0	0
Kuhn, John	SUB	SUB	SUB	SUB	SUB	SUB	SUB	FB	SUB	SUB	SUB	FB	FB	FB	FB	FB	16	6	0	0
Lacy, Eddie	RB	RB	RB	RB	RB	SUB	RB	RB	INA	SUB	RB	SUB	RB	RB	RB	RB	15	12	0	1
Lang, T.J.	RG	RG	RG	RG	RG	RG	RG	RG	RG	RG	RG	INA	RG	RG	RG	RG	15	15	0	1
Linsley, Corey	C	C	C	C	C	C	C	C	C	C	INA	C	INA	DNP	C	C	13	13	1	2
Lovato, Rick	-	-	-	-	-	-	-	-	-	-	-	-	-	-	SUB	SUB	2	0	0	0
Masthay, Tim	SUB	SUB	SUB	SUB	SUB	SUB	SUB	SUB	SUB	SUB	SUB	SUB	SUB	SUB	SUB	SUB	16	0	0	0
Matthews, Clay	MLB	MLB	MLB	MLB	MLB	MLB	MLB	MLB	MLB	MLB	MLB	MLB	MLB	MLB	MLB	MLB	16	16	0	0
McBryde, B.J.	-	-	-	-	-	-	-	-	-	PS	PS	PS	PS	PS	PS	PS	0	0	0	0
Montgomery, Ty	SUB	SUB	SUB	3WR	3WR	3WR	INA	INA	INA	INA	INA	INA	INA	INA	IR	IR	6	3	0	8
Mulumba, Andy	INA	SUB	SUB	SUB	SUB	SUB	INA	INA	INA	INA	INA	INA	INA	INA	INA	SUB	6	0	0	10
Neal, Mike	LOLB	ROLB	SUB	LOLB	ROLB	ROLB	ROLB	LOLB	ROLB	LOLB	LOLB	ROLB	LOLB	ROLB	ROLB	LOLB	16	15	0	0
Nelson, Jordy	IR	IR	IR	IR	IR	IR	IR	IR	IR	IR	IR	IR	IR	IR	IR	IR	0	0	0	0
Palmer, Nate	SUB	BLB	BLB	BLB	BLB	BLB	BLB	BLB	BLB	BLB	BLB	SUB	SUB	SUB	SUB	SUB	16	10	0	0
Pennel, Mike	DE	SUB	DE	DE	SUB	SUB	SUB	SUB	SUB	SUB	SUB	SUB	DE	SUB	SUB	DE	16	5	0	0
Peppers, Julius	ROLB	LOLB	ROLB	ROLB	LOLB	LOLB	LOLB	ROLB	LOLB	ROLB	ROLB	LOLB	ROLB	LOLB	LOLB	ROLB	16	16	0	0
Perillo, Justin	PS	PS	PS	PS	PS	SUB	SUB	SUB	SUB	SUB	SUB	SUB	SUB	SUB	INA	INA	9	0	0	2
Perry, Nick	SUB	SUB	LOLB	SUB	SUB	INA	SUB	SUB	SUB	SUB	SUB	SUB	INA	SUB	SUB	SUB	14	1	0	2
Quarless, Andrew	SUB	SUB	SUB	IR/DFR	IR/DFR	IR/DFR	IR/DFR	IR/DFR	IR/DFR	IR/DFR	IR/DFR	IR/DFR	IR/DFR	IR/DFR	SUB	2TE	5	1	0	0
Raji, B.J.	NOSE	NOSE	NOSE	NOSE	NOSE	INA	NOSE	NOSE	NOSE	NOSE	NOSE	NOSE	NOSE	NOSE	NOSE	NOSE	15	15	0	1
Randall, Damarious	SUB	SUB	SUB	SUB	LCB	LCB	SUB	RCB	LCB	LCB	LCB	INA	CB	RCB	LCB	SUB	15	9	0	1
Richardson, Sean	3S	SUB	INA	SUB	INA	IR	IR	IR	IR	IR	IR	IR	IR	IR	IR	IR	3	1	0	2
Ringo, Christian	PS	PS	PS	PS	PS	PS	PS	PS	PS	PS	PS	PS	PS	PS	PS	PS	0	0	0	0
Ripkowski, Aaron	SUB	SUB	SUB	SUB	SUB	SUB	SUB	SUB	SUB	SUB	SUB	INA	SUB	SUB	SUB	SUB	15	0	0	1
Rodgers, Aaron	QB	QB	QB	QB	QB	QB	QB	QB	QB	QB	QB	QB	QB	QB	QB	QB	16	16	0	0
Rodgers, Richard	TE	TE	TE	TE	TE	TE	TE	TE	TE	TE	TE	SUB	SUB	SUB	SUB	TE	16	12	0	0
Rollins, Quinten	SUB	INA	SUB	SUB	SUB	SUB	SUB	INA	SUB	SUB	SUB	LCB	SUB	LCB	RCB	RCB	14	4	0	2
Rotheram, Matt	PS	PS	PS	PS	PS	PS	PS	PS	PS	PS	PS	PS	PS	PS	PS	PS	0	0	0	0
Ryan, Jake	SUB	SUB	SUB	INA	INA	SUB	SUB	SUB	SUB	SUB	SUB	BLB	BLB	BLB	BLB	BLB	14	5	0	2
Scheuerman, Ross	-	-	-	-	-	-	-	-	-	-	-	-	PS	PS	PS	PS	0	0	0	0
Sebetic, Kyle	-	-	-	-	-	PS	PS	PS	PS	PS	PS	PS	-	-	-	-	0	0	0	0
Shields, Sam	LCB	RCB	LCB	RCB	RCB	RCB	RCB	INA	RCB	RCB	RCB	RCB	LCB	INA	INA	INA	12	12	0	4
Sitton, Josh	LG	LG	LG	LG	LG	LG	LG	LG	LG	LG	LG	LG	LG	LG	LG	LT	16	16	0	0
Starks, James	SUB	SUB	SUB	SUB	SUB	RB	SUB	SUB	RB	RB	SUB	RB	SUB	SUB	SUB	SUB	16	4	0	0
Taylor, Lane	INA	DNP	INA	INA	INA	INA	INA	INA	INA	INA	DNP	RG	DNP	SUB	SUB	LG	4	2	3	9
Thomas, Joe	-	-	SUB	SUB	SUB	SUB	SUB	SUB	SUB	SUB	SUB	SUB	SUB	SUB	SUB	SUB	14	0	0	0
Tolzien, Scott	DNP	DNP	DNP	DNP	DNP	DNP	SUB	DNP	DNP	DNP	DNP	DNP	SUB	DNP	SUB	DNP	3	0	13	0
Tretter, JC	SUB	SUB	SUB	SUB	SUB	SUB	SUB	SUB	SUB	SUB	C	SUB	C	C	SUB	SUB	16	3	0	0
Vaughters, James	PS	PS	PS	-	-	-	-	-	-	-	-	-	-	-	-	-	0	0	0	0
Vujnovich, Jeremy	PS	PS	PS	PS	PS	PS	PS	PS	PS	PS	PS	PS	PS	PS	PS	PS	0	0	0	0
Walker, Josh	SUB	SUB	SUB	SUB	SUB	SUB	INA	SUB	SUB	SUB	SUB	SUB	SUB	INA	SUB	INA	13	0	0	3
Williams, Ed	PS	PS	PS	PS	PS	PS	PS	PS	PS	PS	PS	PS	PS	PS	PS	PS	0	0	0	0

STARTERS IN BOLD AT POSITION; DNP — Did not play; INA — Inactive; IR — Injured reserve; IR/DFR — Injured reserve/Designated for return; PS — Practice squad; SUB — Substitute; 2TE — Started as second tight end; 3WR — Started as third wide receiver; 3S — Started as third safety; 3CB — Started as third cornerback; SUS — Reserve/Suspended.

POSTSEASON PLAYER PARTICIPATION

NFL WEEK	Wild Card	— Postseason Totals —			
Player	at WAS	GP	GS	DNP	INA
Abbrederis, Jared	SUB	1	0	0	0
Adams, Davante	SUB	1	0	0	0
Annen, Blake	-	0	0	0	0
Backman, Kennard	INA	0	0	0	1
Bakhtiari, David	INA	0	0	0	1
Banjo, Chris	SUB	1	0	0	0
Barclay, Don	SUB	1	0	0	0
Barrington, Sam	IR	0	0	0	0
Boyd, Josh	IR	0	0	0	0
Bradford, Carl	PS	0	0	0	0
Bulaga, Bryan	RT	1	1	0	0
Burnett, Morgan	SS	1	1	0	0
Campbell, William	PS	0	0	0	0
Clinton-Dix, Ha Ha	FS	1	1	0	0
Cobb, Randall	WR	1	1	0	0
Crockett, John	SUB	1	0	0	0
Crosby, Mason	SUB	1	0	0	0
Crume, Eric	-	0	0	0	0
Daniel, Robertson	PS	0	0	0	0
Daniels, Mike	DT	1	1	0	0
Elliott, Jayrone	INA	0	0	0	1
Gaston, Bruce	-	0	0	0	0
Goode, Brett	IR	0	0	0	0
Goodson, Demetri	SUB	1	0	0	0
Gunter, LaDarius	SUB	1	0	0	0
Guion, Letroy	SUB	1	0	0	0
Hamilton, Justin	-	0	0	0	0
Harris, Alonzo	-	0	0	0	0
Hayward, Casey	3CB	1	1	0	0
Henry, Mitchell	PS	0	0	0	0
Hundley, Brett	INA	0	0	0	1
Hyde, Micah	SUB	1	0	0	0
Janis, Jeff	SUB	1	0	0	0
Johnson, Jamel	-	0	0	0	0
Jones, Datone	SUB	1	0	0	0
Jones, James	WR	1	1	0	0
Kuhn, John	FB	1	1	0	0
Lacy, Eddie	RB	1	1	0	0
Lang, T.J.	RG	1	1	0	0
Linsley, Corey	C	1	1	0	0
Lovato, Rick	SUB	1	0	0	0
Masthay, Tim	SUB	1	0	0	0
Matthews, Clay	MLB	1	1	0	0
McBryde, B.J.	IR	0	0	0	0
Montgomery, Ty	IR	0	0	0	0
Mulumba, Andy	SUB	1	0	0	0
Neal, Mike	LOLB	1	1	0	0
Nelson, Jordy	IR	0	0	0	0
Palmer, Nate	SUB	1	0	0	0
Pennel, Mike	SUB	1	0	0	0
Peppers, Julius	ROLB	1	1	0	0
Perillo, Justin	INA	0	0	0	1
Perry, Nick	SUB	1	0	0	0
Quarless, Andrew	SUB	1	0	0	0
Raji, B.J.	NOSE	1	1	0	0
Randall, Damarious	LCB	1	1	0	0
Richardson, Sean	IR	0	0	0	0
Ringo, Christian	PS	0	0	0	0
Ripkowski, Aaron	SUB	1	0	0	0
Rodgers, Aaron	QB	1	1	0	0
Rodgers, Richard	TE	1	1	0	0
Rollins, Quinten	RCB	1	1	0	0
Rotheram, Matt	PS	0	0	0	0
Ryan, Jake	BLB	1	1	0	0
Scheuerman, Ross	PS	0	0	0	0
Sebetic, Kyle	-	0	0	0	0
Shields, Sam	INA	0	0	0	1
Sitton, Josh	LG	1	1	0	0
Starks, James	SUB	1	0	0	0
Taylor, Lane	SUB	1	0	0	0
Thomas, Joe	SUB	1	0	0	0
Tolzien, Scott	DNP	0	0	1	0
Tretter, JC	LT	1	1	0	0
Vaughters, James	-	0	0	0	0
Vujnovich, Jeremy	PS	0	0	0	0
Walker, Josh	INA	0	0	0	1
Williams, Ed	PS	0	0	0	0

STARTERS IN BOLD AT POSITION: DNP — Did not play; INA — Inactive; IR — Injured reserve; PS — Practice squad; SUB — Substitute; 3CB — Started as third cornerback.

SEASON-HIGHS/W-L BREAKDOWN

INDIVIDUAL

Longest Scoring Run — 65, J.Starks, Oct. 18 vs. San Diego
Longest Non-Scoring Run — 35, J.Starks, Sept. 20 vs. Seattle

Longest Scoring Pass — 65, A.Rodgers to J.Jones, Oct. 11 vs. St. Louis
Longest Non-Scoring Pass — 52, A.Rodgers to J.Jones, Sept. 28 vs. Kansas City

Longest Kickoff Return — 70, J.Janis, Nov. 22 at Minnesota
Longest Punt Return — 16, M.Hyde, Oct. 18 vs. San Diego
Longest Interception Return — 45, Q.Rollins, Oct. 11 vs. St. Louis
Longest Fumble Return — 21, M.Burnett, Dec. 27 at Arizona

Longest Punt — 62, T.Masthay, Dec. 3 at Detroit

Longest Field Goal — 56, M.Crosby, Nov. 1 at Denver
Most Field Goals Attempted — 5, M.Crosby, Nov. 22 at Minnesota
Most Field Goals Made — 5, M.Crosby, Nov. 22 at Minnesota

Most Touchdowns — 3, R.Cobb, Sept. 28 vs. Kansas City
Most Rushing Attempts — 24, E.Lacy, Dec. 13 vs. Dallas
Most Rushing Yards — 124, E.Lacy, Dec. 13 vs. Dallas

Most Passing Attempts — 61, A.Rodgers, Nov. 15 vs. Detroit
Most Completions — 35, A.Rodgers, Nov. 15 vs. Detroit
Most Passing Yards — 369, A.Rodgers, Nov. 8 at Carolina
Most Touchdown Passes — 5, A.Rodgers, Sept. 28 vs. Kansas City

Most Receptions — 10, D.Adams, Nov. 15 vs. Detroit
Most Receiving Yards — 146, R.Rodgers, Dec. 3 at Detroit

Most Total Yards from Scrimmage — 148, E.Lacy, Dec. 13 vs. Dallas

Most Defensive Interceptions — 2, Q.Rollins, Oct. 11 vs. St. Louis
Most Tackles — 13, N.Palmer, Oct. 18 vs. San Diego
Most Solo Tackles — 11, H.Clinton-Dix, Nov. 15 vs. Detroit
Most Sacks — 2.5, J. Peppers, Dec. 20 at Oakland
Most Passes Defensed — 4, S.Shields, Oct. 11 vs. St. Louis

TEAM

Offensive Most...

First Downs — 29, Dec. 13 vs. Dallas
Rushing Attempts — 44, Dec. 13 vs. Dallas
Rushing Yards — 230, Dec. 13 vs. Dallas
Pass Attempts — 61, Nov. 15 vs. Detroit
Completions — 35, Nov. 15 vs. Detroit
TDs Thrown — 5, Sept. 28 vs. Kansas City
Ints. Thrown — 2, Oct. 11 vs. St. Louis
Net Passing Yards — 331, Nov. 8 at Carolina
Offensive Plays — 82, Nov. 15 vs. Detroit
Total Offense — 448, Sept. 28 vs. Kansas City
Time of Possession — 37:48, Dec. 13 vs. Dallas
Turnovers — 4, Dec. 27 at Arizona
Fumbles — 5, Dec. 27 at Arizona
Fumbles Lost — 3, Dec. 27 at Arizona

Longest Scoring Drives

Plays — 19, Dec. 20 at Oakland
Yards — 92, Dec. 20 at Oakland
Time — 9:31, Sept. 13 at Chicago

Shortest Scoring Drives

Plays — 1, Sept. 28 vs. Kansas City
Yards — -1, Nov. 22 at Minnesota
Time — 0:04, Sept. 28 vs. Kansas City

Defensive Fewest...

First Downs Allowed — 8, Oct. 4 at San Francisco
Rushing Att. Allowed — 18, twice, most recently Nov. 22 at Minnesota
Rushing Yards Allowed — 45, Nov. 15 vs. Detroit
Pass Att. Allowed — 19, Jan. 3 vs. Minnesota
Pass Comp. Allowed — 10, Jan. 3 vs. Minnesota
Net Passing Yards Allowed — 99, twice, most recently Jan. 3 vs. Minnesota
Total Plays Allowed — 49, Jan. 3 vs. Minnesota
Total Yards Allowed — 196, Oct. 4 at San Francisco

Defensive Most...

Takeaways — 4, Oct. 11 vs. St. Louis
Interceptions — 4, Oct. 11 vs. St. Louis
Fumbles Forced — 2, three times, most recently Dec. 27 at Arizona
Fumbles Recovered — 1, five times, most recently Dec. 27 at Arizona
Passes Defensed — 10, twice, most recently Dec. 20 at Oakland
Sacks — 7, Sept. 28 vs. Kansas City

	2015 regular season...			2014 regular season...			2013 regular season...			1992-present...		
	Home	Road	Overall	Home	Road	Overall	Home	Road	Overall	Home	Road	Overall
Overall.....	5-3	5-3	10-6	8-0	4-4	12-4	4-3-1	4-4	8-7-1	146-45-1	98-94	243-139-1
On Grass.....	5-3	4-3	9-6	8-0	3-0	11-0	4-3-1	1-1	5-4-1	146-45-1	56-37	201-82-1
On Artificial Surfaces.....	0-0	1-0	1-0	0-0	1-4	1-4	0-0	3-3	3-3	0-0	42-59	42-59
In Open-Air Stadiums.....	5-3	4-2	9-5	8-0	4-2	12-2	4-3-1	2-3	6-6-1	146-45-1	63-59	208-104-1
In Indoor Stadiums.....	0-0	1-1	1-1	0-0	0-2	0-2	0-0	2-1	2-1	0-0	35-35	35-35
vs. Division Opponents.....	0-3	3-0	3-3	3-0	2-1	5-1	1-1-1	2-1	3-2-1	66-17-1	47-36	113-53-1
vs. NFC.....	3-3	4-2	7-5	6-0	3-3	9-3	3-2-1	3-3	6-5-1	112-31-1	75-69	186-100-1
vs. AFC.....	2-0	1-1	3-1	2-0	1-1	3-1	1-1	1-1	2-2	34-14	23-25	57-39
When scoring first.....	5-2	3-0	8-2	7-0	3-2	10-2	4-2-1	1-0	5-2-1	104-19-1	59-35	162-54-1
When Opponent scored first.....	0-1	2-3	2-4	1-0	1-2	2-2	0-1	3-4	3-5	41-26	39-59	80-85
In overtime.....	0-0	0-0	0-0	0-0	0-0	0-0	0-0-1	0-0	0-0-1	5-3-1	1-5	6-8-1
When leading after first quarter.....	5-2	3-1	8-3	6-0	3-1	9-1	4-1-1	1-0	5-1-1	89-14-1	53-23	141-37-1
When leading at halftime.....	5-0	3-0	8-0	7-0	4-0	11-0	3-1	3-1	6-2	115-9	77-26	191-35
When leading after third quarter.....	4-0	4-0	8-0	8-0	4-0	12-0	3-0	2-1	5-1	121-5	88-22	208-27
When trailing after first quarter.....	0-0	1-2	1-2	1-0	0-1	1-1	0-1	2-2	2-3	26-22	18-44	44-66
When trailing at halftime.....	0-2	2-3	2-5	1-0	0-1	1-1	1-2-1	1-2	2-4-1	22-30-1	18-58	40-88-1
When trailing after third quarter.....	1-3	1-3	2-6	0-0	0-4	0-4	1-3-1	2-2	3-5-1	16-37-1	7-71	23-108-1
When tied at halftime.....	0-1	0-0	0-1	0-0	0-2	0-2	0-0	0-1	0-1	9-6	3-9	12-15
On Thursday.....	0-1	1-0	1-1	1-0	0-1	1-1	0-0	0-1	0-1	4-1	5-7	9-8
On Friday.....	0-0	0-0	0-0	0-0	0-0	0-0	0-0	0-0	0-0	0-0	1-0	1-0
On Saturday.....	0-0	0-0	0-0	0-0	0-0	0-0	0-0	0-0	0-0	1-0	2-0	3-0
On Sunday/Early Games.....	1-1	1-1	2-2	1-0	4-2	5-2	3-1-1	1-1	4-2-1	90-25-1	45-46	135-71-1
On Sunday/Late Afternoon Games.....	2-0	3-1	5-1	4-0	0-0	4-0	1-1	2-2	3-3	27-11	23-21	49-31
On Sunday/Night Games.....	1-1	0-1	1-2	1-0	0-1	1-1	0-0	1-0	1-0	13-3	10-5	23-8
On Monday.....	1-0	0-0	1-0	1-0	0-0	1-0	0-1	0-0	0-1	12-6	11-15	23-21
When Packers had 100-yard rusher.....	2-1	1-0	3-1	2-0	1-0	3-0	1-1-1	2-1	3-2-1	38-10-1	29-9	67-19-1
When Packers had 100-yard receiver.....	2-1	2-0	4-1	6-0	3-1	9-1	3-1	3-2	6-3	69-16	43-32	112-48
When Packers had 300-yard passer.....	1-1	0-1	1-2	5-0	2-1	7-1	1-0	2-2	3-2	36-13	31-20	67-33
When Opponent had 100-yard rusher.....	2-0	1-1	3-1	0-0	1-2	1-2	1-3-1	2-1	3-3-1	125-20-1	20-28	45-48-1
When Opponent had 100-yard receiver.....	2-0	2-2	4-2	4-0	1-0	5-0	1-3	1-3	2-6	46-16	28-34	74-50
When Opponent had 300-yard passer.....	1-0	0-1	1-1	2-0	0-1	2-1	1-0	2-2	3-2	23-7	15-19	38-26

TRANSACTIONS BY DATE

1/20	Signed S Jean Fanor, CB Tay Glover-Wright, LB Adrian Hubbard, C Joe Madsen, RB Rajion Neal, LB Joe Thomas, T Jeremy Vujnovich, G Josh Walker and WR Myles White	5/21	Signed CB Travis Manning and WR Ty Montgomery	9/7	Signed WR James Jones; Released WR Myles White; Signed WR Jared Abbrederis, LB Carl Bradford, RB John Crockett, CB Robertson Daniel, TE Justin Perillo, DT Christian Ringo, G Matt Rotheram, LB James Vaughters and T Jeremy Vujnovich to the practice squad	10/26	DT Justin Hamilton signed to the practice squad
1/26	Signed P Cody Mandell	6/9	Signed T Vince Kowalski			11/10	Released DT Justin Hamilton; Signed DT Eric Crume to the practice squad
2/17	Released TE Brandon Bostick and WR Kevin Dorsey	6/15	Released G Marcus Reed			11/18	Released DT Eric Crume; Signed DE B.J. McBryde to the practice squad
2/20	Released LB Brad Jones	6/16	Signed CB Damarious Randall			12/3	Released RB Alonzo Harris; Signed RB John Crockett to active roster from practice squad
2/25	Released LB A.J. Hawk	6/18	Signed TE Harold Spears; Released CB Travis Manning			12/8	Released DB Kyle Sebetic; Signed WR Jamel Johnson and RB Ross Scheuerman to the practice squad
3/5	Signed LB Josh Francis	7/24	Released CB Bernard Blake			12/14	Signed DT Mike Daniels to a contract extension
3/9	Re-signed WR Randall Cobb and QB Scott Tolzien	8/3	Signed WR Ed Williams			12/21	Activated TE Andrew Quarless from injured reserve-designated for return; Placed WR Ty Montgomery on injured reserve
3/11	Re-signed T Bryan Bulaga	8/10	Released P Cody Mandell			12/22	Signed LS Rick Lovato; Placed LS Brett Goode on injured reserve
3/25	Signed DB Kyle Sebetic	8/11	Released WR Ricky Collins			1/5	Signed DT William Campbell to the practice squad; Placed DE B.J. McBryde on the practice squad injured list; Signed QB Ryan Williams (reserve/future)
3/31	Re-signed DT Letroy Guion and DT B.J. Raji	8/13	Signed CB Ryan White				
4/8	Released T Aaron Adams	8/17	Released WR Adrian Coxson				
4/13	Re-signed FB John Kuhn and signed restricted free agent S Sean Richardson	8/27	Signed WR James Butler				
4/15	Signed QB Matt Blanchard	8/31	Released LB Tavarus Dantzler, T Fabbians Ebbele, LB Josh Francis, DT Lavon Hooks and T Vince Kowalski				
5/4	Released C Joe Madsen	9/1	Placed WR Jordy Nelson on injured reserve, released/injured WR Javess Blue and WR Jimmie Hunt, released QB Matt Blanchard, WR James Butler, LB Adrian Hubbard, DB Kyle Sebetic and TE Harold Spears				
5/8	Signed TE Kennard Backman, CB Bernard Blake, WR Javess Blue, WR Ricky Collins, WR Adrian Coxson, RB John Crockett, LB Tavarus Dantzler, T Fabbians Ebbele, CB LaDarius Gunter, RB Alonzo Harris, TE Mitchell Henry, DT Lavon Hooks, QB Brett Hundley, WR Jimmie Hunt, WR Larry Pinkard, LB Jermauria Rasco, G Marcus Reed, DT Christian Ringo, FB Aaron Ripkowski, G Matt Rotheram, LB Jake Ryan and LB James Vaughters	9/5	Released WR Jared Abbrederis, LB Carl Bradford, RB John Crockett, S Jean Fanor, C Garth Gerhart, CB Tay Glover-Wright, TE Mitchell Henry, RB Rajion Neal, TE Justin Perillo, C/G Andy Phillips, DT Christian Ringo, G Matt Rotheram, LB Joe Thomas, DT Khyri Thornton, LB James Vaughters, T Jeremy Vujnovich, CB Ryan White and WR Ed Williams; Waived/Injured WR Larry Pinkard and LB Jermauria Rasco; Placed DE Letroy Guion and DE Datone Jones on reserve/suspended List				
5/11	Signed C/G Andy Phillips and CB Quinten Rollins; Released DT Luther Robinson						

TRANSACTIONS BY PLAYER

Abbrederis, Jared - WR 9/5/15 Waived 9/7/15 Signed to practice squad 10/3/15 Signed to active roster	Dantzler, Tavarus - LB 5/8/15 Signed 8/31/15 Waived	Jones, Datone - DE 9/5/15 Placed on reserve/suspended 9/15/15 Activated from exempt status	Ringo, Christian - DT 5/8/15 Signed 9/5/15 Waived 9/7/15 Signed to practice squad
Adams, Aaron - T 4/8/15 Waived	Dorsey, Kevin - WR 2/17/15 Waived	Jones, James - WR 9/7/15 Signed	Ripkowski, Aaron - FB 5/8/15 Signed
Annen, Blake - TE 9/30/15 Signed to practice squad 10/16/15 Waived	Ebbele, Fabbians - T 5/8/15 Signed 8/31/15 Waived	Kowalski, Vince - T 6/9/15 Signed 8/31/15 Waived	Robinson, Luther - DT 5/11/15 Waived
Backman, Kennard - TE 5/8/15 Signed	Fanor, Jean - S 1/20/15 Signed 9/5/15 Waived	Kuhn, John - FB 4/13/15 Re-signed	Rollins, Quinten - CB 5/11/15 Signed
Barrington, Sam - LB 9/15/15 Placed on injured reserve (foot)	Francis, Josh - LB 3/5/15 Signed 8/31/15 Waived	Lovato, Rick - LS 12/22/15 Signed	Rotheram, Matt - G 5/8/15 Signed 9/5/15 Waived 9/7/15 Signed to practice squad
Blake, Bernard - CB 5/8/15 Signed 7/24/15 Waived	Gaston, Bruce - DT 10/3/15 Waived 10/6/15 Signed to practice squad 10/17/15 Signed to Chicago Bears' active roster	Madsen, Joe - C 1/20/15 Signed 5/4/15 Waived	Ryan, Jake - LB 5/8/15 Signed
Blanchard, Matt - QB 4/15/15 Signed 9/1/15 Waived	Gerhart, Garth - C 9/5/15 Waived	Mandell, Cody - P 1/26/15 Signed 8/10/15 Waived	Scheuerman, Ross - RB 12/8/15 Signed
Blue, Javess - WR 5/8/15 Signed 9/1/15 Waived	Glover-Wright, Tay - CB 1/20/15 Signed 9/5/15 Waived	Manning, Travis - CB 5/21/15 Signed 6/18/15 Waived	Sebetic, Kyle - DB 3/25/15 Signed 9/1/15 Waived 10/14/15 Signed to practice squad 12/8/15 Waived
Bostick, Brandon - TE 2/17/15 Waived	Goode, Brett - LS 12/22/15 Placed on injured reserve (knee)	McBryde, B.J. - DE 11/18/15 Signed to practice squad 1/5/16 Placed on practice squad injured list	Spears, Harold - TE 6/18/15 Signed 9/1/15 Waived
Boyd, Josh - DT 9/21/15 Placed on injured reserve (ankle)	Guion, Letroy - DT 3/31/15 Re-signed 9/5/15 Placed on reserve/suspended 10/2/15 Activated from exempt status	Montgomery, Ty - WR 5/21/15 Signed 12/21/15 Placed on injured reserve (ankle)	Thomas, Joe - LB 1/20/15 Signed 9/5/15 Waived 9/21/15 Signed from Dallas' practice squad
Bradford, Carl - LB 9/5/15 Waived 9/7/15 Signed to practice squad	Gunter, LaDarius - CB 5/8/15 Signed	Neal, Rajion - RB 1/20/15 Signed 9/5/15 Waived	Thornton, Khyri - DT 9/5/15 Waived
Bulaga, Bryan - T 3/11/15 Re-signed	Hamilton, Justin - DT 10/26/15 Signed to practice squad 11/10/15 Waived	Nelson, Jordy - WR 9/1/15 Placed on injured reserve (knee)	Tolzien, Scott - QB 3/9/15 Re-signed
Butler, James - WR 8/27/15 Signed 9/1/15 Waived	Harris, Alonzo - RB 5/8/15 Signed 12/3/15 Waived	Perillo, Justin - TE 9/5/15 Waived 9/7/15 Signed to practice squad 10/14/15 Signed to active roster	Vaughters, James - LB 5/8/15 Signed 9/5/15 Waived 9/7/15 Signed to practice squad 9/30/15 Placed on practice squad/injured
Campbell, William - DT 1/5/16 Signed to practice squad	Hawk, A.J. - LB 2/25/15 Waived	Phillips, Andy - C/G 5/11/15 Signed 9/5/15 Waived	Vujnovich, Jeremy - T 1/20/15 Signed 9/5/15 Waived 9/7/15 Signed to practice squad
Cobb, Randall - WR 3/9/15 Re-signed	Henry, Mitchell - TE 5/8/15 Signed 9/5/15 Waived 10/16/15 Signed to practice squad	Pinkard, Larry - WR 5/8/15 Signed 9/5/15 Waived/injured	Walker, Josh - G 1/20/15 Signed
Collins, Ricky - WR 5/8/15 Signed 8/11/15 Waived	Hooks, Lavon - DT 5/8/15 Signed 8/31/15 Waived	Quarless, Andrew - TE 9/30/15 Placed on injured reserve-designated for return 12/21/15 Activated from injured reserve-designated for return	White, Myles - WR 1/20/15 Signed 9/7/15 Waived
Coxson, Adrian - WR 5/8/15 Signed 8/17/15 Waived	Hubbard, Adrian - LB 1/20/15 Signed 9/1/15 Waived	Raji, B.J. - DT 3/31/15 Re-signed	White, Ryan - CB 8/13/15 Signed 9/5/15 Waived
Crockett, John - RB 5/8/15 Signed 9/5/15 Waived 9/7/15 Signed to practice squad 12/3/15 Signed to active roster	Hundley, Brett - QB 5/8/15 Signed	Randall, Damarious - CB 6/16/15 Signed	Williams, Ed - WR 8/3/15 Signed 9/5/15 Waived 9/8/15 Signed to practice squad
Crume, Eric - DT 11/10/15 Signed to practice squad 11/18/15 Waived	Hunt, Jimmie - WR 5/8/15 Signed 9/1/15 Waived	Rasco, Jermauria - LB 5/8/15 Signed 9/5/15 Waived/injured	Williams, Ryan - QB 1/5/16 Signed (reserve/future)
Daniel, Robertson - CB 9/7/15 Signed to practice squad	Johnson, Jamel - WR 12/8/15 Signed	Reed, Marcus - G 5/8/15 Signed 6/15/15 Waived	
Daniels, Mike - DT 12/14/15 Signed contract extension	Jones, Brad - LB 2/20/15 Waived	Richardson, Sean - S 4/13/15 Signed 10/14/15 Placed on injured reserve (neck)	

THE LAST TIME

Regular-Season Games Only

RUSHING

200 Yards Rushing, Individual

BY PACKERS — Ahman Green, Dec. 28, 2003, vs. Denver (218 yards)
BY OPPONENT — Adrian Peterson, Dec. 2, 2012, vs. Minnesota (210 yards)

100 Yards Rushing, Individual

BY PACKERS — Eddie Lacy, Dec. 13, 2015, vs. Dallas (124 yards)
BY OPPONENT — Darren McFadden, Dec. 13, 2015, vs. Dallas (111 yards)

100 Yards Rushing, Individual, One Half

BY PACKERS — Eddie Lacy, Dec. 15, 2013, at Dallas (110 yards in second half)
BY OPPONENT — Matt Forte, Sept. 13, 2015, at Chicago (105 yards in first half)

100 Yards Rushing and Receiving, Individual

BY PACKERS — Never
BY OPPONENT — Darrin Nelson, Nov. 13, 1983, at Minnesota (119 yards rushing, 137 receiving)

Two 100-Yard Rushers

BY PACKERS — Ryan Grant (106 yards) and DeShawn Wynn (106 yards), Dec. 28, 2008, vs. Detroit
BY OPPONENT — Tony Dorsett (149 yards) and Robert Newhouse (101 yards), Nov. 12, 1978, vs. Dallas at Milw.

Two 100-Yard Rushers and Two 100-Yard Receivers

BY PACKERS — Ryan Grant (106 yards) and DeShawn Wynn (106), Dec. 28, 2008, vs. Detroit, Donald Driver (111 yards) and Greg Jennings (101 yards), Dec. 28, 2008, vs. Detroit*
BY OPPONENT — Never
*First time in NFL history

Four Touchdowns Rushing, Individual

BY PACKERS — Dorsey Levens, Jan. 2, 2000, vs. Arizona (8, 1, 5, 1 yards)
BY OPPONENT — DeAngelo Williams, Nov. 30, 2008, vs. Carolina (1, 1, 1, 1 yards)

Three Touchdowns Rushing, Individual

BY PACKERS — Ahman Green, Oct. 20, 2002, vs. Washington (24, 2, 8 yards)
BY OPPONENT — Jamaal Charles, Sept. 28, 2015, vs. Kansas City (9, 4, 7 yards)

Two Touchdowns Rushing, Individual

BY PACKERS — Eddie Lacy, Oct. 2, 2014, vs. Minnesota (11, 10 yards)
BY OPPONENT — Ronnie Hillman, Nov. 1, 2015, at Denver (1, 15 yards)

PASSING

400 Yards Passing, Individual

BY PACKERS — Aaron Rodgers, Oct. 26, 2014, at New Orleans (418 yards)
BY OPPONENT — Philip Rivers, Oct. 18, 2015, vs. San Diego (503 yards)

300 Yards Passing, Individual

BY PACKERS — Aaron Rodgers, Nov. 15, 2015, vs. Detroit (333 yards)
BY OPPONENT — Peyton Manning, Nov. 1, 2015, at Denver (340 yards)

Six Touchdown Passes, Individual

BY PACKERS — Aaron Rodgers, Nov. 9, 2014, vs. Chicago (1, 4, 73, 40, 56, 18 yards)
BY OPPONENT — Tommy Kramer, Sept. 28, 1986, at Minnesota (23, 13, 36, 2, 17, 7 yards)

Five Touchdown Passes, Individual

BY PACKERS — Aaron Rodgers, Sept. 28, 2015, vs. Kansas City (8, 3, 27, 4, 4, yards)
BY OPPONENT — Matthew Stafford, Jan. 1, 2012, vs. Detroit (8, 13, 2, 5, 12 yards)

Four Touchdown Passes, Individual

BY PACKERS — Aaron Rodgers, Nov. 8, 2015, at Carolina (1, 53, 29, 3 yards)
BY OPPONENT — Matt Ryan, Dec. 8, 2014, vs. Atlanta (5, 22, 1, 2 yards)

Three Touchdown Passes, Individual

BY PACKERS — Aaron Rodgers, Nov. 8, 2015, at Carolina (1, 53, 29, 3 yards)
BY OPPONENT — Cam Newton, Nov. 8, 2015, at Carolina (7, 39, 14 yards)

Six Interceptions Thrown, Individual

BY PACKERS — Tom O'Malley, Sept. 17, 1950, vs. Detroit
BY OPPONENT — Don Horn, Sept. 26, 1971, vs. Denver at Milw.

Five Interceptions Thrown, Individual

BY PACKERS — Brett Favre, Oct. 30, 2005, at Cincinnati
BY OPPONENT — Rich Gannon, Oct. 28, 1990, vs. Minnesota at Milw.

Four Interceptions Thrown, Individual

BY PACKERS — Brett Favre, Dec. 25, 2005, vs. Chicago
BY OPPONENT — Nick Foles, Oct. 11, 2015, vs. St. Louis

RECEIVING

10 or More Receptions, Individual

BY PACKERS — Davante Adams, Nov. 15, 2015, vs. Detroit (10 receptions)
BY OPPONENT — Keenan Allen, Oct. 18, 2015, vs. San Diego (14 receptions)

200 Yards Receiving, Individual

BY PACKERS — Jordy Nelson, Sept. 14, 2014, vs. N.Y. Jets (209 yards)
BY OPPONENT — Julio Jones, Dec. 8, 2014, vs. Atlanta (259 yards)

100 Yards Receiving, Individual

BY PACKERS — James Jones, Jan. 3, 2016, vs. Minnesota (102 yards)
BY OPPONENT — Michael Floyd, Dec. 27, 2015, at Arizona (111 yards)

100 Yards Receiving, One Half, Individual

BY PACKERS — Richard Rodgers, Dec. 3, 2015, at Detroit (112 yards in second half)
BY OPPONENT — Demaryius Thomas, Nov. 1, 2015, at Denver (101 yards in first half)

Two 100-Yard Receivers

BY PACKERS — Randall Cobb (131 yards) and Jordy Nelson (113 yards), Dec. 21, 2014, at Tampa Bay
BY OPPONENT — Calvin Johnson (244 yards) and Brandon Pettigrew (116 yards), Jan. 1, 2012, vs. Detroit

Four Touchdown Receptions, Individual

BY PACKERS — Sterling Sharpe, Nov. 24, 1994, at Dallas (1, 36, 30, 5 yards)
BY OPPONENT — Never

Three Touchdown Receptions, Individual

BY PACKERS — Randall Cobb, Sept. 28, 2015, vs. Kansas City (3, 4, 4 yards)
BY OPPONENT — Vincent Jackson, Nov. 6, 2011, at San Diego (23, 5, 29 yards)

Two Touchdown Receptions, Individual

BY PACKERS — Richard Rodgers, Nov. 8, 2015, at Carolina (1, 3 yards)
BY OPPONENT — Amari Cooper, Dec. 20, 2015, at Oakland (19, 26 yards)

INTERCEPTIONS

Four Interceptions, Individual

BY PACKERS — Willie Buchanon, Sept. 24, 1978, at San Diego
BY OPPONENT — Never

Three Interceptions, Individual

BY PACKERS — Tom Flynn, Oct. 28, 1984, vs. Detroit
BY OPPONENT — Vencie Glenn, Dec. 27, 1992, at Minnesota

Two Interceptions, Individual

BY PACKERS — Quinten Rollins, Oct. 11, 2015, vs. St. Louis
BY OPPONENT — Bacarri Rambo, Dec. 14, 2014, at Buffalo

Interception Returned for Touchdown

BY PACKERS — Damarious Randall, Dec. 20, 2015, at Oakland (43 yards)
BY OPPONENT — Cortez Allen, Dec. 22, 2013, vs. Pittsburgh (40 yards)

TOUCHDOWNS

Five Touchdowns, Individual

BY PACKERS — Paul Hornung, Dec. 12, 1965, at Baltimore (2-, 9-, 3-yard runs; 50-, 65-yard receptions)
BY OPPONENT — Never

Four Touchdowns, Individual

BY PACKERS — Dorsey Levens, Jan. 2, 2000, vs. Arizona (8-, 1-, 5-, 1-yard runs)
BY OPPONENT — DeAngelo Williams, Nov. 30, 2008, vs. Carolina (1-, 1-, 1-, 1-yard runs)

Three Touchdowns, Individual

BY PACKERS — Randall Cobb, Sept. 28, 2015, vs. Kansas City (3-, 4-, 4-yard receptions)
BY OPPONENT — Jamaal Charles, Sept. 28, 2015, vs. Kansas City (9-, 4-, 7-yard runs)

THE LAST TIME

FIELD GOALS/PATs

Five Field Goals Made, Individual

BY PACKERS — Mason Crosby, Nov. 22, 2015, at Minnesota (42, 47, 40, 42, 52 yards)
BY OPPONENT — Dan Bailey, Dec. 15, 2013, at Dallas (47, 23, 43, 50, 50 yards)

Four Field Goals Made, Individual

BY PACKERS — Mason Crosby, Nov. 22, 2015, at Minnesota (42, 47, 40, 42, 52 yards)
BY OPPONENT — Dan Carpenter, Dec. 14, 2014, at Buffalo (27, 51, 35, 48 yards)

60-Yard Field Goal

BY PACKERS — Never
BY OPPONENT — David Akers, Sept. 9, 2012, vs. San Francisco (63 yards)

50-Yard Field Goal

BY PACKERS — Mason Crosby, Nov. 26, 2015, vs. Chicago (50 yards)
BY OPPONENT — Matt Prater, Dec. 3, 2015, at Detroit (51 yards)

Blocked Field-Goal Attempt

BY PACKERS — Datone Jones, Oct. 11, 2015, vs. St. Louis (50-yard Greg Zuerlein attempt)
BY OPPONENT — Denico Autry, Dec. 20, 2015, at Oakland (49-yard Mason Crosby attempt)

Two-Point Conversion

BY PACKERS — James Jones, Dec. 27, 2015, at Arizona (pass from Aaron Rodgers)
BY OPPONENT — Travis Kelce, Sept. 28, 2015, vs. Kansas City (pass from Alex Smith)

Point After Touchdown Missed

BY PACKERS — Mason Crosby, Dec. 8, 2014, vs. Atlanta (blocked, fifth attempt)
BY OPPONENT — Blair Walsh, Nov. 22, 2015, at Minnesota (first attempt, wide right)

Blocked Point After Touchdown

BY PACKERS — Datone Jones, Sept. 22, 2013, at Cincinnati (Mike Nugent, fourth attempt)
BY OPPONENT — Ra'Shede Hageman, Dec. 8, 2014, vs. Atlanta (Mason Crosby, fifth attempt)

PUNTING

70-Yard Punt

BY PACKERS — Tim Masthay, Dec. 18, 2011, at Kansas City (71 yards)
BY OPPONENT — Jon Ryan, Sept. 24, 2012, at Seattle (73 yards)

60-Yard Punt

BY PACKERS — Tim Masthay, Dec. 3, 2015, at Detroit (62 yards)
BY OPPONENT — Dustin Colquitt, Sept. 28, 2015, vs. Kansas City (61 yards)

Blocked Punt

BY PACKERS — Jamari Lattimore, Nov. 4, 2013, vs. Chicago (Adam Podlesh, punter)
BY OPPONENT — Bryan Braman, Nov. 16, 2014, vs. Philadelphia (Tim Masthay, punter)

10 Punts, Individual

BY PACKERS — Jon Ryan, Nov. 19, 2006, vs. New England (10 punts; 459 yards)
BY OPPONENT — Chris Kluwe, Dec. 21, 2006, vs. Minnesota (10 punts; 434 yards)

No Punts

BY PACKERS — Oct. 26, 2014, at New Orleans
BY OPPONENT — Oct. 26, 2014, at New Orleans

OTHER SPECIAL TEAMS

Kickoff Returned for Touchdown

BY PACKERS — Randall Cobb, Sept. 8, 2011, vs. New Orleans (108 yards)
BY OPPONENT — Chris Williams, Nov. 9, 2014, vs. Chicago (101 yards)

Punt Returned for Touchdown

BY PACKERS — Micah Hyde, Dec. 28, 2014, vs. Detroit (55 yards)
BY OPPONENT — Marcus Thigpen, Dec. 14, 2014, at Buffalo (75 yards)

Blocked (Opponent) Field Goal Returned for Touchdown

BY PACKERS — Willie Buchanan, Dec. 17, 1972, at New Orleans (57 yards)
BY OPPONENT — Shawn Springs, Nov. 1, 1999, vs. Seattle (61 yards)

Blocked Punt Returned for Touchdown

BY PACKERS — Dezman Moses, Oct. 28, 2012, vs. Jacksonville (0 yards; Bryan Anger, punter)
BY OPPONENT — DeVier Posey, Oct. 14, 2012, at Houston (0 yards; Tim Masthay, punter)

Recovered Own Onside Kick Attempt

BY PACKERS — Damarious Randall, Nov. 15, 2015, vs. Detroit (Mason Crosby, kicker)
BY OPPONENT — Darrell Stuckey, Nov. 6, 2011, at San Diego (Nick Novak, kicker)

OTHER DEFENSE

Shutout Posted

BY PACKERS — Oct. 31, 2010, at N.Y. Jets (9-0)
BY OPPONENT — Nov. 19, 2006, vs. New England (35-0)

Fumble Returned for Touchdown

BY PACKERS — Casey Hayward, Nov. 16, 2014, vs. Philadelphia (49 yards)
BY OPPONENT — Captain Munnerlyn, Jan. 3, 2016, vs. Minnesota (55 yards)

Safety Scored

BY PACKERS — Team, Dec. 28, 2014, vs. Detroit (Matthew Stafford penalized for intentional grounding in end zone)
BY OPPONENT — Malik Jackson, Nov. 1, 2015, at Denver (Richard Rodgers tackled in end zone)

Five Sacks, Individual

BY PACKERS — Vonnie Holliday, Dec. 22, 2002, vs. Buffalo
BY OPPONENT — Antwan Odom, Sept. 20, 2009, vs. Cincinnati

Four Sacks, Individual

BY PACKERS — Kabeer Gbaja-Biamila, Jan. 2, 2005, at Chicago
BY OPPONENT — Chris Clemons, Sept. 24, 2012, at Seattle

Three Sacks, Individual

BY PACKERS — A.J. Hawk, Oct. 13, 2013, at Baltimore
BY OPPONENT — Dwight Freeney, Dec. 27, 2015, at Arizona

MISCELLANEOUS

No Penalties

BY PACKERS — Nov. 4, 2013, vs. Chicago
BY OPPONENT — Dec. 14, 1997, at Carolina

Game Without Touchdown

BY PACKERS — Dec. 12, 2010, at Detroit
BY OPPONENT — Oct. 4, 2015, at San Francisco

50 Points, Game

BY PACKERS — 53, Nov. 16, 2014, vs. Philadelphia
BY OPPONENT — 51, Nov. 24, 2008, at New Orleans

40 Points, Game

BY PACKERS — 43, Dec. 8, 2014, vs. Atlanta
BY OPPONENT — 44, Oct. 26, 2014 at New Orleans

500 Yards Total Offense

BY PACKERS — 502, Dec. 8, 2014, vs. Atlanta
BY OPPONENT — 500, Nov. 1, 2015, at Denver

Tie Game

Green Bay 26, Minnesota 26, Nov. 24, 2013

[illegible]

	0	1	2	3	4	5	6	7	8	9	Totals
Constitutional	0	0	0	0	0	0	0	0	0	0	0
U.S.	0	0	0	0	0	0	0	0	0	0	0
State	0	0	0	0	0	0	0	0	0	0	0
Total	38	18	8	56	2-1	2	1	1	1-2	5	

	S.Richardson	0	0	0-0	0	0	0-0	1
1	2	0	3	0-0	0	0	0-0	0
Totale								
		38	18	8	56	21	2	1 1-3 5

[illegible]

POINT'S NUMBER AND AVERAGE	TIME OF POSSESSION
Had Blocked 0	30:00
Had Blocked 0	20:42

PUNTS Number and Average	5-40.2	3-46.3	TIME OF POSSESSION	26:42	33:18
Had Blocked	0	0			

GREEN BAY 38, KANSAS CITY 28

Lambeau Field, Monday, Sept. 28, 2015. Attendance: 78,214. Time: 3:27. Weather: 67° F, Humidity: 93 percent, Wind: N 5 mph

GAME 3

GREEN BAY, Wis. — Packers coach Mike McCarthy is running out of superlatives to describe Aaron Rodgers. Every week, his MVP quarterback dissects defenses in painstakingly methodical fashion. Rodgers threw for 333 yards and five touchdowns, including three to Randall Cobb, and Green Bay beat the Kansas City Chiefs 38-28 on Monday night.

Rodgers led the Packers (3-4) on two successful first-quarter drives that ended with scoring passes to Cobb and rookie Ty Montgomery. He found James Jones for a 27-yard touchdown reception late in the second quarter for a 24-7 lead at the break.

Green Bay built a 38-14 lead early in the fourth quarter before withstanding a late rush by Jamaal Charles and the Chiefs.

Charles rushed for three touchdowns for Kansas City (1-2), which followed its stunning, last-minute loss at home to Denver with a respectable fourth-quarter effort at rancous Lambeau Field.

Charles' 7-yard TD with 1:25 left got the Chiefs within 10. But the end result was the same for Kansas City, which lost its second straight. Another masterful performance by Rodgers made for a difficult night for Andy Reid's defense.

Rodgers, who finished 24 of 35, again burned a secondary on tree-play situations following defensive penalties. The longest play came on a 52-yard catch in the fourth quarter by Jones following an offside penalty, setting up Cobb's third touchdown catch.

The Chiefs were on alert for Rodgers' tendency to take advantage of free plays. They still got beat.

The offense's ability to build big leads feeds into the Packers' philosophy of making the opposing offense one-sided. It helps when the Packers can stop the running game, too.

Despite the three touchdown runs, the Packers prevented Charles from making explosive plays, limiting him to 49 yards on 11 carries. Up front, Green Bay controlled the line of scrimmage when it counted and got to Alex Smith for seven sacks.

Smith finished 24 of 40 for 290 yards and a touchdown.

Under pressure near his own end zone, Smith also threw an interception to Sam Shields at the Chiefs' 19 with about 7 minutes left in the third quarter. Shields returned it 15 yards, and on the next play, Rodgers found Cobb for a 4-yard touchdown and a 31-7 lead.

Rodgers and Cobb hooked up for another 4-yard scoring pass in the fourth. With the score, Rodgers set the franchise record with his fourth career game of at least five touchdown passes.

OFFICIALS — Referee: John Parry (132); Umpire: Mark Pellis (131); Head Linesman: Greg Bradley (98); Line Judge: Mark Perlman (9); Side Judge: Greg Gautreaux (80); Field Judge: Jabir Walker (26); Back Judge: Perry Paganelli (46); Replay Official: Bob McGrath

STARTING LINEUPS

Kansas City Chiefs				Green Bay Packers			
Offense		Defense		Offense		Defense	
WR	19 J.McElain	NT	92 D.Poe	WR	17 D.Adams	DE	64 M.Pennel
TE	84 D.Harris	RDE	97 A.Bailey	LT	69 D.Bakhtiari	NDSE	90 B.Raji
LT	79 D.Stephenson	LOLB	50 J.Houston	LG	71 J.Stilton	DT	76 M.Daniels
LG	66 B.Grubbs	ILB	56 D.Johnson	C	63 C.Linsley	LOLB	51 N.Perriner
C	61 M.Morse	RLB	90 J.Malaja	RG	70 T.Liang	BLB	52 C.Matthews
RG	76 L.Duvernay-Tardif	ROLB	91 T.Hall	RT	67 D.Barclay	MLB	52 C.Matthews
RT	72 E.Fisher	LCB	22 M.Peters	TE	82 R.Rodgers	COLB	37 S.Shields
TE	87 T.Kelce	CB	23 P.Gaens	WR	18 R.Cobb	SS	33 M.Hyde
TE	80 J.Staughtnessy	FS	38 R.Parker	WR	89 J.Jones	FS	21 H.Clinton-Dix
OB	11 A.Smith	FS	29 E.Berry	OB	12 A.Rodgers	FS	33 M.Hyde
RB	25 J.Charles	RCB	31 M.Crospy	RB	27 E.Randall	S	32 C.Barnio

GREEN BAY SUBSTITUTIONS — K 2 M.Crospy, P 8 T.Masthay, FB 22 A.Ripkowski, CB 24 O.Rollins, CB 29 C.Hayward, FB 30 J.Kim, CB 36 L.Cunter, RB 44 J.Starks, RB 46 J.Harris, LB 47 J.Ryan, LB 48 A.Thomas, LB 55 A.Mulumba, LS 61 B.Boode, C/6 73 J.Treter, 6 79 J.Walker, TE 81 A.Quaness, WR 83 J.Janis, WR 88 T.Montgomery, LB 91 J.Elloitt, DE 99 D.Jones, LB 96 M.Neal, DT 99 B.Gaston, **DID NOT PLAY** — OB 16 S.Tolzien, **INACTIVES** — OB 7 B.Humley, S 28 S.Richardson, CB 39 D.Goodson, S 42 M.Burnett, G 65 L.Taylor, T 75 B.Bulaga, TE 86 K.Backman.

FIELD GOALS (made) (& missed)

		M.Crospy		(44)		OT		Total	
VISITOR:	Kansas City Chiefs	1	2	3	4	0	0	28	
HOME:	Green Bay Packers	0	7	14	7	0	0	28	
Team	Qtr	Time	Play Description (Extra Point) (Drive Info)	Visitor	Home				
Packers	1	9:44	T.Montgomery 8 yd. pass from A.Rodgers (M.Crospy kick) (6-69, 2:36).....	0	7			14	
Packers	2	1:18	R.Cobb 3 yd. pass from A.Rodgers (M.Crospy kick) (10-89, 5:51).....	0	14			28	
Chiefs	2	12:02	J.Charles 9 yd. run (C.Santos kick) (3-61, 1:06).....	7	7			14	
Packers	2	6:15	M.Crospy 44 yd. Field Goal (9-51, 5:47).....	7	17			24	
Packers	2	0:56	J.Jones 27 yd. pass from A.Rodgers (M.Crospy kick) (9-68, 3:02).....	7	14			28	
Packers	3	7:18	R.Cobb 4 yd. pass from A.Rodgers (M.Crospy kick) (1-4, 0:04).....	7	24			31	
Chiefs	3	0:56	J.McElain 5 yd. pass from A.Smith (C.Santos kick) (11-80, 6:22).....	14	31			38	
Packers	4	12:10	R.Cobb 4 yd. pass from A.Rodgers (M.Crospy kick) (8-80, 3:46).....	14	38			46	
Chiefs	4	9:56	J.Charles 7 yd. run (pass Smith-T.Kelce pass) (7-89, 2:14).....	22	40			48	
Chiefs	4	1:25	J.Charles 7 yd. run (pass Smith-T.Kelce pass) (17-83, 4:23).....	28	38			46	

GREEN BAY DEFENSIVE STATISTICS (press box)

UT	A	TEL	TI	SK	QBH	FE	FR	Int	PD	UT	A	TEL	TI	SK	QBH	FE	FR	Int	PD	
S.Shields	6	0	1	6	0-0	0	0	1-15	1	J.Elliott	2	0	1	2	1-10	1	0	0	0-0	0
H.Clinton-Dix	5	1	0	6	0-0	0	0	0-0	0	M.Hyde	2	0	0	2	0-0	0	0	0	0-0	0
C.Hayward	5	0	1	5	0-0	0	0	0-0	1	O.Rollins	2	0	0	2	0-0	0	0	0	0-0	0
M.Daniels	2	2	1	4	1-5-95	1	1	0	0-0	M.Pennel	1	1	0	2	0-0	0	0	0	0-0	0
C.Matthews	3	0	2	3	2-8	3	0	0	0	C.Barnio	1	0	0	1	0-0	0	0	0	0-0	1
N.Perry	3	0	2	3	1-6	1	1	0	0-0	B.Gaston	1	0	0	1	0-0	0	0	0	0-0	0
J.Thomas	3	0	1	3	1-2	1	0	0	0-0	D.Jones	1	0	0	1	0-0	0	0	0	0-0	0
N.Palmer	2	1	0	3	0-0	0	0	0	0-0	M.Neal	0	1	0	1	5-35	1	0	0	0-0	0
D.Randall	2	1	0	3	0-0	0	0	0	0-0	B.Raji	0	1	0	1	0-0	0	0	0	0-0	0
J.Peppers	1	2	0	3	0-0	0	0	0	0-0	Totals	42	10	9	52	7-39	8	2	0	1-15	4

Kansas City Chiefs									
RUSHING	ATT	YDS	AVG	LG	TD				
J.Charles	11	49	4.5	13	3				
A.Smith	6	33	5.5	19	0				
D.Thomas	1	-7	-7.0	-7	0				
Total	18	75	4.2	19	3				

PASSING	ATT	CMP	YDS	SK/YD	TD	LG	IN	RT
A.Smith	40	24	290	7/39	1	61	1	80.2
Total	40	24	290	7/39	1	61	1	80.2

PASS RECEIVING	NO	YDS	AVG	LG	TD
J.McElain	8	141	17.6	61	1
T.Kelce	5	80	16.0	38	0
J.Charles	3	33	6.6	13	0
D.Thomas	2	12	6.0	9	0
J.Avant	1	8	8.0	8	0
C.Conley	1	16	16.0	16	0
Total	24	290	12.1	61	1

INTERCEPTIONS	NO	YDS	AVG	LG	TD
S.Shields	1	15	15.0	15	0
Total	1	15	15.0	15	0

PUNTING	NO	YDS	AVG	NET	TB	IN20	LG
T.Masthay	6	301	50.2	45.2	0	2	61
D.Coquitt	6	301	50.2	45.2	0	2	61
Total	12	602	50.2	45.2	0	4	122

PUNT RETURNS	NO	YDS	AVG	FC	LG	TD
D.Thomas	5	18	3.6	0	16	0
Returns	5	18	3.6	0	16	0

KICK RETURNS	NO	YDS	AVG	FC	LG	TD
K.Davis	3	95	31.7	0	54	0
D.Thomas	1	19	19.0	0	19	0
(Track)	3	0	0.0	0	0	0
Returns	4	114	28.5	0	54	0

FUMBLES	FumLost	Rec	Yds	TD	FF	Rec	Yds	TD	Out
A.Smith	2	0	0	0	0	0	0	0	0
E.Fisher	0	1	0	0	0	0	0	0	0
D.Stephenson	0	1	0	0	0	0	0	0	0
Total	2	0	2	0	0	0	0	0	0

Green Bay Packers									
RUSHING	ATT	YDS	AVG	LG	TD				
E.Lacy	10	46	4.6	13	0				
J.Starks	17	32	1.9	11	0				
A.Harris	2	17	8.5	16	0				
A.Rodgers	2	16	8.0	11	0				
R.Cobb	1	12	12.0	12	0				
Total	32	123	3.8	16	0				

PASSING	ATT	CMP	YDS	SK/YD	TD	LG	IN	RT
A.Rodgers	35	24	333	1/8	5	52	0	138.5
Total	35	24	333	1/8	5	52	0	138.5

PASS RECEIVING	NO	YDS	AVG	LG	TD
J.Jones	7	139	19.9	32	3
R.Cobb	2	91	45.5	26	0
E.Lacy	3	41	13.7	13	0
R.Rodgers	2	15	7.5	7	0
T.Montgomery	2	14	7.0	9	0
A.Quaness	1	19	19.0	19	0
J.Starks	1	19	19.0	19	0
Total	24	333	13.9	32	3

INTERCEPTIONS	NO	YDS	AVG	LG	TD
S.Shields	1	15	15.0	15	0
Total	1	15	15.0	15	0

PUNTING	NO	YDS	AVG	NET	TB	IN20	LG
T.Masthay	5	215	43.0	39.4	0	2	49
Total	5	215	43.0	39.4	0	2	49

PUNT RETURNS	NO	YDS	AVG	FC	LG	TD
M.Hyde	4	30	7.5	1	13	0
(Out of bounds)	1	0	0.0	0	0	0
Returns	4	30	7.5	1	13	0

KICK RETURNS	NO	YDS	AVG	FC	LG	TD
T.Montgomery	2	64	32.0	0	36	0
(Track)	2	0	0.0	0	0	0
Returns	2	64	32.0	0	36	0

FUMBLES	FumLost	Rec	Yds	TD	FF	Rec	Yds	TD	Out
M.Daniels	0	0	0	0	1	0	0	0	0
N.Perry	0	0	0	0	1	0	0	0	0
Total	0	0	0	0	2	0	0	0	0

Visitor		Home	
Chiefs	Packers	Chiefs	Packers
TOTAL FIRST DOWNS		23	26
Fgs - PATs had blocked		0-0	0-0

Kaepernick, who had played some of his best games against the Packers, went 13 for 25 for 160 yards and a 55.4 passer rating. Carlos Hyde was held to 20 yards on eight carries.

Judge: Jonah Monroe (120); Field Judge: Michael Banks (72); Back Judge: Gregory Steed (12); Replay Official: Earnie Frantz

Green Bay Packers

Green Bay Packers		San Francisco 49ers	
Offense	Defense	Offense	Defense
WR 89 J.Jones	DE 64 M.Pennel	WR 81 A.Boldin	NT 93 I.Williams

San Francisco 49ers

Offense			Defense		
WR	89	J Jones	DE	64	M Pennel
LT	69	D Bakhtari	NOSE	90	B Rair
LG	71	J Sifton	DT	76	M Daniels
C	63	C Linsley	LOLB	96	M Neal
RG	70	T Lang	BLB	51	N Palmer
RT	67	D Barclay	MLB	56	C Matthews
TE	82	R Rodgers	ROLB	52	J Peppers
WR	18	R Cobb	LCB	29	C Hayward
DB	12	A Rodgers	RCB	37	S Shields
CB	27	E Lacy	SS	33	M Hyde
			FB	28	C Reid
			NT	93	I Williams
			RD T	92	O Dial
			LG	75	A Boone
			C	66	M Martin
			RG	65	J Deery
			TE	71	E Pears
			LCB	88	G Caek
			WR	82	T Smith
			FB	49	B Miller
			CB	28	C Hyde
			FS	35	E Ward

L. Taylor, 175 B. Bulaga.

FIELD GOALS (made () & missed)

M.Crosby		(33)	P.Dawson	2	3	4	OT	Total
VISITOR:	44W/L (31)		1	7	0	0		17
HOME:	Green Bay Packers		0	3	0	0		3
	San Francisco 49ers							
Team	Qtr Time	Play Description (Extra Point) (Drive Info)	Visitor	Home				
Packers	1 9:02	R.Rodgers 9 yd pass from A.Rodgers (M.Crosby kick) (12-80 5:56)	7	0				
49ers	2 4:25	P.Dawson 33 yd Field Goal (12-57 6:23)	7	0				
Packers	3 7:10	J.Kuhn 1 yd run (M.Crosby kick) (9-61 4:33)	14	3				
Packers	3 0:45	M.Crosby 31 yd Field Goal (8-35 4:38)	14	3				

GREEN BAY DEFENSIVE STATISTICS (official)

	UT	A	IFL	T	Sck	OBH	EE	ER	Int	PD		UT	A	IFL	T	Sck	OBH	EE	ER	Int	PD
H Clinton-Dix	7	1	0	8	0-0	0	0	0	0	0	0	0	0	2	2	2-12	0	1	0	0	0
N Palmer	5	1	0	6	0-0	0	0	0	0	0	0	2	0	1	0	2	0-0	0	0	0	0
M Hyde	5	0	0	5	0-0	0	0	0	0	0	0	1	1	0	2	0-0	0	0	0	0	0
B Raji	2	2	0	4	0-0	0	0	0	0	0	0	1	1	0	2	0-0	0	0	0	0	0
C Matthews	2	1	2	3	1-8	1	0	0	0	0	0	1	1	0	1	1-7	0	0	0	0	0
D Randall	2	1	0	3	0-0	0	0	0	0	0	0	1	0	1	1	0	0	0	0	0	0
S Shields	2	1	0	3	0-0	0	0	0	0	0	0	0	1	0	1	1-8	0	0	0	0	0
M Daniels	2	0	3	0	3	0-0	1	0	0	1	0	0	1	0	1	0-0	2	0	0	0	0
M Peppers	2	0	1	2	1-6	0	0	0	0	0	0	0	1	0	1	0-0	4	1	0	0	0
Totals	35	13	7	48	6-41	4	1	0	0	0	0	35	13	7	48	6-41	4	1	0	0	0

Green Bay Packers														
RUSHING	ATT	YDS	AVG	LG	TD	PASSING	ATT	CMP	YDS	SK/YD	TD	LG	IN	RT
E.Lacey	18	90	5.0	15	0	A.Rodgers	32	22	224	3/24	1	38	0	99.0
A.Rodgers	3	33	11.0	17	0	A.Hodgers	32	22	224	3/24	1	38	0	99.0
J.Starks	9	28	3.1	6	0	Total	32	22	224	3/24	1	38	0	99.0
T.Montgomery	2	10	5.0	9	0									
J.Kuhn	1	1	1.0	11	1									
Total	33	162	4.9	17	1									
RUSHING	ATT	YDS	AVG	LG	TD	PASSING	ATT	CMP	YDS	SK/YD	TD	LG	IN	RT
C.Kaepernick	10	57	5.7	12	0	A.Kaepernick	25	13	160	6/41	0	47	1	55.4
C.Hyde	8	20	2.5	7	0	Total	25	13	160	6/41	0	47	1	55.4
R.Bush	1	0	0.0	0	0									
Total	19	77	4.1	12	0									
RUSHING	ATT	YDS	AVG	LG	TD	PASSING	ATT	CMP	YDS	SK/YD	TD	LG	IN	RT
C.Kaepernick	10	57	5.7	12	0	A.Kaepernick	25	13	160	6/41	0	47	1	55.4
C.Hyde	8	20	2.5	7	0	Total	25	13	160	6/41	0	47	1	55.4
R.Bush	1	0	0.0	0	0									
Total	19	77	4.1	12	0									
RUSHING	ATT	YDS	AVG	LG	TD	PASSING	ATT	CMP	YDS	SK/YD	TD	LG	IN	RT
C.Kaepernick	10	57	5.7	12	0	A.Kaepernick	25	13	160	6/41	0	47	1	55.4
C.Hyde	8	20	2.5	7	0	Total	25	13	160	6/41	0	47	1	55.4
R.Bush	1	0	0.0	0	0									
Total	19	77	4.1	12	0									
RUSHING	ATT	YDS	AVG	LG	TD	PASSING	ATT	CMP	YDS	SK/YD	TD	LG	IN	RT
C.Kaepernick	10	57	5.7	12	0	A.Kaepernick	25	13	160	6/41	0	47	1	55.4
C.Hyde	8	20	2.5	7	0	Total	25	13	160	6/41	0	47	1	55.4
R.Bush	1	0	0.0	0	0									
Total	19	77	4.1	12	0									
RUSHING	ATT	YDS	AVG	LG	TD	PASSING	ATT	CMP	YDS	SK/YD	TD	LG	IN	RT
C.Kaepernick	10	57	5.7	12	0	A.Kaepernick	25	13	160	6/41	0	47	1	55.4
C.Hyde	8	20	2.5	7	0	Total	25	13	160	6/41	0	47	1	55.4
R.Bush	1	0	0.0	0	0									
Total	19	77	4.1	12	0									
RUSHING	ATT	YDS	AVG	LG	TD	PASSING	ATT	CMP	YDS	SK/YD	TD	LG	IN	RT
C.Kaepernick	10	57	5.7	12	0	A.Kaepernick	25	13	160	6/41	0	47	1	55.4
C.Hyde	8	20	2.5	7	0	Total	25	13	160	6/41	0	47	1	55.4
R.Bush	1	0	0.0	0	0									
Total	19	77	4.1	12	0									
RUSHING	ATT	YDS	AVG	LG	TD	PASSING	ATT	CMP	YDS	SK/YD	TD	LG	IN	RT
C.Kaepernick	10	57	5.7	12	0	A.Kaepernick	25	13	160	6/41	0	47	1	55.4
C.Hyde	8	20	2.5	7	0	Total	25	13	160	6/41	0	47	1	55.4
R.Bush	1	0	0.0	0	0									
Total	19	77	4.1	12	0									
RUSHING	ATT	YDS	AVG	LG	TD	PASSING	ATT	CMP	YDS	SK/YD	TD	LG	IN	RT
C.Kaepernick	10	57	5.7	12	0	A.Kaepernick	25	13	160	6/41	0	47	1	55.4
C.Hyde	8	20	2.5	7	0	Total	25	13	160	6/41	0	47	1	55.4
R.Bush	1	0	0.0	0	0									
Total	19	77	4.1	12	0									
RUSHING	ATT	YDS	AVG	LG	TD	PASSING	ATT	CMP	YDS	SK/YD	TD	LG	IN	RT
C.Kaepernick	10	57	5.7	12	0	A.Kaepernick	25	13	160	6/41	0	47	1	55.4
C.Hyde	8	20	2.5	7	0	Total	25	13	160	6/41	0	47	1	55.4
R.Bush	1	0	0.0	0	0									
Total	19	77	4.1	12	0									
RUSHING	ATT	YDS	AVG	LG	TD	PASSING	ATT	CMP	YDS	SK/YD	TD	LG	IN	RT
C.Kaepernick	10	57	5.7	12	0	A.Kaepernick	25	13	160	6/41	0	47	1	55.4
C.Hyde	8	20	2.5	7	0	Total	25	13	160	6/41	0	47	1	55.4
R.Bush	1	0	0.0	0	0									
Total	19	77	4.1	12	0									
RUSHING	ATT	YDS	AVG	LG	TD	PASSING	ATT	CMP	YDS	SK/YD	TD	LG	IN	RT
C.Kaepernick	10	57	5.7	12	0	A.Kaepernick	25	13	160	6/41	0	47	1	55.4
C.Hyde	8	20	2.5	7	0	Total	25	13	160	6/41	0	47	1	55.4
R.Bush	1	0	0.0	0	0									
Total	19	77	4.1	12	0									
RUSHING	ATT	YDS	AVG	LG	TD	PASSING	ATT	CMP	YDS	SK/YD	TD	LG	IN	RT
C.Kaepernick	10	57	5.7	12	0	A.Kaepernick	25	13	160	6/41	0	47	1	55.4
C.Hyde	8	20	2.5	7	0	Total	25	13	160	6/41	0	47	1	55.4
R.Bush	1	0	0.0	0	0									
Total	19	77	4.1	12	0									
RUSHING	ATT	YDS	AVG	LG	TD	PASSING	ATT	CMP	YDS	SK/YD	TD	LG	IN	RT
C.Kaepernick	10	57	5.7	12	0	A.Kaepernick	25	13	160	6/41	0	47	1	55.4
C.Hyde	8	20	2.5	7	0	Total	25	13	160	6/41	0	47	1	55.4
R.Bush	1	0	0.0	0	0									
Total	19	77	4.1	12	0									
RUSHING	ATT	YDS	AVG	LG	TD	PASSING	ATT	CMP	YDS	SK/YD	TD	LG	IN	RT
C.Kaepernick	10	57	5.7	12	0	A.Kaepernick	25	13	160	6/41	0	47	1	55.4
C.Hyde	8	20	2.5	7	0	Total	25	13	160	6/41	0	47	1	55.4
R.Bush	1	0	0.0	0	0									
Total	19	77	4.1	12	0									
RUSHING	ATT	YDS	AVG	LG	TD	PASSING	ATT	CMP	YDS	SK/YD	TD	LG	IN	RT
C.Kaepernick	10	57	5.7	12	0	A.Kaepernick	25	13	160	6/41	0	47	1	55.4
C.Hyde	8	20	2.5	7	0	Total	25	13	160	6/41	0	47	1	55.4
R.Bush	1	0	0.0	0	0									
Total	19	77	4.1	12	0									
RUSHING	ATT	YDS	AVG	LG	TD	PASSING	ATT	CMP	YDS	SK/YD	TD	LG	IN	RT
C.Kaepernick	10	57	5.7	12	0	A.Kaepernick	25	13	160	6/41	0	47	1	55.4
C.Hyde	8	20	2.5	7	0	Total	25	13	160	6/41	0	47	1	55.4
R.Bush	1	0	0.0	0	0									
Total	19	77	4.1	12	0									
RUSHING	ATT	YDS	AVG	LG	TD	PASSING	ATT	CMP	YDS	SK/YD	TD	LG	IN	RT
C.Kaepernick	10	57	5.7	12	0	A.Kaepernick	25	13	160	6/41	0	47	1	55.4
C.Hyde	8	20	2.5	7	0	Total	25	13	160	6/41	0	47	1	55.4
R.Bush	1	0	0.0	0	0									
Total	19	77	4.1	12	0									
RUSHING	ATT	YDS	AVG	LG	TD	PASSING	ATT	CMP	YDS	SK/YD	TD	LG	IN	RT
C.Kaepernick	10	57	5.7	12	0	A.Kaepernick	25	13	160	6/41	0	47	1	55.4
C.Hyde	8	20	2.5	7	0	Total	25	13	160	6/41	0	47	1	55.4
R.Bush	1	0	0.0	0	0									
Total	19	77	4.1	12	0									
RUSHING	ATT	YDS	AVG	LG	TD	PASSING	ATT	CMP	YDS	SK/YD	TD	LG	IN	RT
C.Kaepernick	10	57	5.7	12	0	A.Kaepernick	25	13	160	6/41	0	47	1	55.4
C.Hyde	8	20	2.5	7	0	Total	25	13	160	6/41	0	47	1	55.4
R.Bush	1	0	0.0	0	0									
Total	19	77	4.1	12	0									
RUSHING	ATT	YDS	AVG	LG	TD	PASSING	ATT	CMP	YDS	SK/YD	TD	LG	IN	RT
C.Kaepernick	10	57	5.7	12	0	A.Kaepernick	25	13	160	6/41	0	47	1	55.4
C.Hyde	8	20	2.5	7	0	Total	25	13	160	6/41	0	47	1	55.4
R.Bush	1	0	0.0	0	0									
Total	19	77	4.1	12	0									
RUSHING	ATT	YDS	AVG	LG	TD	PASSING	ATT	CMP	YDS	SK/YD	TD	LG	IN	RT
C.Kaepernick	10	57	5.7	12	0	A.Kaepernick	25	13	160	6/41	0	47	1	55.4
C.Hyde	8	20	2.5	7	0	Total	25	13	160	6/41	0	47	1	55.4
R.Bush	1	0	0.0	0	0									
Total	19	77	4.1	12	0									
RUSHING	ATT	YDS	AVG	LG	TD	PASSING	ATT	CMP	YDS	SK/YD	TD	LG	IN	RT
C.Kaepernick	10	57	5.7	12	0	A.Kaepernick	25	13	160	6/41	0	47	1	55.4
C.Hyde	8	20	2.5	7	0	Total	25	13	160	6/41	0	47	1	55.4
R.Bush	1	0	0.0	0	0									
Total	19	77	4.1	12	0									
RUSHING	ATT	YDS	AVG	LG	TD	PASSING	ATT	CMP	YDS	SK/YD	TD	LG	IN	RT
C.Kaepernick	10	57	5.7	12	0	A.Kaepernick	25	13	160	6/41	0	47	1	55.4
C.Hyde	8	20	2.5	7	0	Total	25	13	160	6/41	0	47	1	55.4
R.Bush	1	0	0.0	0	0									
Total	19	77	4.1	12	0									
RUSHING	ATT	YDS	AVG	LG	TD	PASSING	ATT	CMP	YDS	SK/YD	TD	LG	IN	RT
C.Kaepernick	10	57	5.7	12	0	A.Kaepernick	25	13	160	6/41	0	47	1	55.4
C.Hyde	8	20	2.5	7	0	Total	25	13	160	6/41	0	47	1	55.4
R.Bush	1													

GREEN BAY, Wis. - Aaron Rodgers' remarkable run of mistake-free football at home is over. Green Bay, though, is still perfect this season.

A relentless defense helped the Packers overcome an unusually average day from their MVP quarterback. Rodgers threw for two touchdowns and 241 yards, and the defense had three sacks and four interceptions to hold off the St. Louis Rams for a 24-10 victory on Sunday.

Rodgers was 19 of 30 with long scoring strikes to receivers Ty Montgomery and James Jones for the Packers (5-0).

But NFL-record streaks of 586 pass attempts and 49 touchdown passes at home without an interception for Rodgers ended in the first quarter on linebacker James Laurinatis' driving pick of a tipped ball for the Rams (2-3).

Rodgers threw another interception in the second quarter before losing a fumble in the third on a sack.

The Rams defense headed coach Jeff Fisher's advice to get their hands on the football. The Packers defense was still better. Relentless pressure on quarterback Nick Foles helped keep the Packers unbeaten. Foles' four interceptions were a career worst, with two in the fourth quarter inside the Packers 10.

Rookie cornerback Quinten Rollins returned an interception 45 yards for a touchdown for a 14-0 lead in the first quarter, and picked off another pass at the 7 with 23 seconds left. Safety Ha Ha Clinton-Dix intercepted a tipped pass in the end zone on third-and-goal at the 7.

Greg Zuerlein was 1 for 4 on field-goal tries, hitting from 42 but missing his other three attempts, all coming from at least 50 yards. One kick in the second half was blocked by Darone Jones.

The mistakes wasted another strong effort for Rams rookie Todd Gurley, who for the second straight week had his best production, with 159 yards rushing on 30 carries. He denied a defense that had held opposing starting running backs to an average of 36 yards on 11 attempts the previous three games.

But a week after defeating previously unbeaten Arizona, the Rams couldn't repeat the feat on a warm fall afternoon in Green Bay.

Foles was 11 of 30 for 141 yards and a touchdown. His longest completion came on a 68-yarder to Steedman Bailey late in the fourth quarter.

Otherwise, the Packers' pass rush overwhelmed an inexperienced offensive line that lost veteran guard Rodger Saffold in the first quarter to a shoulder injury.

The defense held up in spite of losing tackle B.J. Raji to a groin injury and linebacker Nick Perry (shoulder). Guard T.J. Lang also left in the second quarter with a knee injury.

Star linebacker Clay Matthews set the tone with 1½ sacks and several other trips into the backfield.

OFFICIALS — Referee: Brad Allen (122); Umpire: Fred Bryan (11); Head Linesman: Jim Mello (48); Line Judge: Thomas Symonette (100); Side Judge: Tom Hill (97); Field Judge: Doug Rosenbaum (67); Back Judge: Shawn Hochuli (83); Replay Official: Jim Lapetina

STARTING LINEUPS

St. Louis Rams				Green Bay Packers			
Offense		Defense		Offense		Defense	
WR	18 K.Britt	LDE	91 C.Long	WR	89 J.Jones	NOSE	90 B.Raji
TE	46 C.Hervey	LDT	99 A.Donald	WR	88 T.Montgomery	DT	76 M.Daniels
LT	73 G.Robinson	RDT	90 M.Brockers	LT	69 D.Bachtrian	LOLB	56 J.Peppers
LG	68 J.Brown	RDE	94 R.Dumim	LG	71 J.Stilton	BLB	51 N.Palmer
C	61 T.Barnes	MLB	55 J.Laurinatis	C	63 C.Linsley	MLB	52 C.Matthews
RG	76 R.Saford	LCB	26 M.Barron	RG	70 T.Lang	ROLB	96 M.Neal
RT	79 R.Havensstein	RCB	22 T.Johnson	RT	75 B.Buagaa	LCB	23 D.Randall
TE	88 L.Kendricks	RCB	21 J.Kendricks	TE	82 R.Rodgers	RCB	27 C.Hayward
WR	11 T.Austin	FS	23 R.McLeod	WR	18 R.Goob	CB	29 S.Hayward
QB	5 N.Foles	SS	25 T.McDonald	QB	12 A.Rodgers	SS	33 M.Hyde
RB	30 T.Gurley	DB	20 L.Joyner	RB	27 E.Lacy	DT	21 H.Clinton-Dix
GREEN BAY SUBSTITUTIONS — K 2 M.Crosby, P 8 T.Masthay, FB 22 A.Ripkowski, CB 24 O.Rollins, FB 30 J.Kinn, S 32 C.Banjo, CB 39 D.Goodson, RB 44 J.Starks, RB 46 A.Harris, LB 48 J.Thomas, LB 53 N.Mulumba, LS 61 B.Gode, DT 64 M.Pennel, T/G 67 D.Bachtrian, C/G 73 J.Tretter, G 79 J.Walker, WR 83 J.Liams, WR 84 J.Abbadefris, TE 86 K.Backman, LB 91 L.Elliott, DE 95 D.Jones, DT 98 L.Guion, DID NOT PLAY — QB 16 S.Troizen, INACTIVES — DB 7 B.Hundley, WR 17 D.Adams, S 28 S.Richardson, CB 36 L.Gunter, S 42 W.Burnett, LB 47 J.Ryan, G 65 L.Laylor.							

FIELD GOALS (made 1 & missed)

Player	Yds	Attempts	Yds	Attempts	Yds	Attempts	Yds	Attempts
G.Zuerlein	(42)	508	53WL	63WL	M.Crosby	2	3	4
VISITOR:	St. Louis Rams	1	0	10	0	0	0	0
HOME:	Green Bay Packers	14	0	7	3	0	0	24

GREEN BAY DEFENSIVE STATISTICS (official)

UT	A	TEL	TI	Sck	QBH	FF	FB	Int	PD	UT	A	TEL	TI	Sck	QBH	FF	FB	Int	PD
M.Daniels	9	1	2	10	0-0	2	0	0	0	J.Peppers	3	0	1	3	1-3	3	1	0	0-0
H.Clinton-Dix	8	1	0	9	0-0	0	0	1-0	1	N.Perry	3	0	2	3	5-35	0	0	0-0	
M.Hyde	5	0	0	5	0-0	0	0	1-2	2	M.Neal	2	1	1	3	0-0	1	0	0-0	
N.Palmer	4	1	0	5	0-0	0	0	0-0	0	O.Rollins	2	0	1	2	0-0	0	0	2-48	
L.Guion	3	2	0	5	0-0	1	0	0	0	M.Pennel	1	1	0	2	0-0	0	0	0-0	
C.Matthews	2	3	2	515-115	3	0	0	0-0	0	S.Shields	0	2	0	2	0-0	0	0	0-0	
J.Elliott	3	1	0	4	0-0	0	0	0-0	0	C.Banjo	1	0	0	1	0-0	0	0	0-0	
D.Randall	3	1	0	4	0-0	0	0	0-0	0	A.Harris	0	0	0	0	0-0	0	0	0-0	
C.Hayward	2	2	0	4	0-0	0	0	0	0	D.Jones	0	0	0	0	0-0	4	0	0-0	
B.Raji	2	2	0	4	0-0	0	0	0	0	Totals	53	18	8	70	3-18	14	1	0	4-50

St. Louis Rams										Green Bay Packers									
RUSHING		ATT	YDS	AVG	LG	TD	RUSHING		ATT	YDS	AVG	LG	TD						
T.Gurley	30	159	5.3	55	0	A.Rodgers	8	39	4.9	18	0								
T.Austin	3	22	7.3	15	0	E.Lacy	13	27	2.1	8	0								
T.Mason	2	8	4.0	6	0	J.Starks	5	17	3.4	6	0								
N.Foles	1	2	2.0	2	0	J.Kuhn	1	3	3.0	3	0								
Total	36	191	5.3	55	0	Total	27	86	3.2	18	0								
PASSING		ATT	CMP	YDS	SK/YD	TD	LG	INT	RT	PASSING		ATT	CMP	YDS	SK/YD	TD	LG	INT	RT
N.Foles	30	11	141	3/8	1	68	4	23.8	A.Rodgers	30	19	241	2/5	2	651	2	82.8	0	0
J.Hecker	1	1	20	0/0	0	20	0	118.8	Total	30	19	241	2/5	2	651	2	82.8	0	0
Total	31	12	161	3/8	1	88	4	27.2	Total	30	19	241	2/5	2	651	2	82.8	0	0
PASS RECEIVING		NO	YDS	AVG	LG	TD	PASS RECEIVING		NO	YDS	AVG	LG	TD						
S.Bailey	3	73	24.3	68	0	R.Rodgers	6	45	7.5	18	0								
B.Cunningham	2	28	14.0	17	0	T.Montgomery	4	59	14.8	31	1								
L.Kendricks	2	16	8.0	12	0	J.Starks	3	23	9.7	19	0								
T.Austin	2	6	3.0	51	1	R.Goob	3	23	7.7	10	0								
C.Davis	1	20	20.0	20	0	J.Jones	2	77	38.5	65	1								
B.Quick	1	10	10.0	10	0	E.Lacy	2	8	8.0	8	0								
J.Cook	1	8	8.0	8	0														
Total	12	161	13.4	68	1	Total	19	241	12.7	651	2								
INTERCEPTIONS		NO	YDS	AVG	LG	TD	INTERCEPTIONS		NO	YDS	AVG	LG	TD						
T.Johnson	1	29	29.0	29	0	O.Rollins	2	48	24.0	45	1								
J.Laurinatis	1	0	0.0	0	0	M.Hyde	1	2	2.0	2	0								
Total	2	29	14.5	29	0	H.Clinton-Dix	1	0	0.0	0	0								
Total	2	29	14.5	29	0	Total	4	50	12.5	45	1								

PUNTING										PUNTING													
	NO	YDS	AVG	NET	TB	INT	LG	TD	LG		NO	YDS	AVG	NET	TB	INT	LG	TD	LG				
J.Hecker	4	181	45.3	38.0	1	1	51	0	53	T.Masthay	4	191	47.8	36.8	2	0	53	0	53				
Total	4	181	45.3	38.0	1	1	51	0	53	Total	4	191	47.8	36.8	2	0	53	0	53				
PUNT RETURNS		NO	YDS	AVG	FC	LG	TD	PUNT RETURNS		NO	YDS	AVG	FC	LG	TD	PUNT RETURNS		NO	YDS	AVG	FC	LG	TD
T.Austin	2	4	2.0	0	6	0	0	M.Hyde	2	9	4.5	1	9	0	0	M.Hyde	2	9	4.5	1	9	0	0
(t'back)	2	0	0.0	0	0	0	0	(t'back)	1	0	0.0	0	0	0	0	(t'back)	1	0	0.0	0	0	0	0
Returns	2	4	2.0	0	6	0	0	Returns	2	9	4.5	1	9	0	0	Returns	2	9	4.5	1	9	0	0
KICK RETURNS		NO	YDS	AVG	FC	LG	TD	KICK RETURNS		NO	YDS	AVG	FC	LG	TD	KICK RETURNS		NO	YDS	AVG	FC	LG	TD
B.Cunningham	1	25	25.0	0	25	0	0	(t'back)	3	0	0.0	0	0	0	0	(t'back)	3	0	0.0	0	0	0	0
(t'back)	4	0	0.0	0	0	0	0	(t'back)	4	0	0.0	0	0	0	0	(t'back)	4	0	0.0	0	0	0	0
Returns	1	25	25.0	0	25	0	0	Returns	1	25	25.0	0	25	0	0	Returns	1	25	25.0	0	25	0	0
Total	1	25	25.0	0	25	0	0	Total	1	25	25.0	0	25	0	0	Total	1	25	25.0	0	25	0	0
FUMBLES		Own			Opp			Out			FUMBLES		Own			Opp			Out				
	Fum	Lost	Rec	Yds	TD	FF	Rec	Yds	TD	Bds		Fum	Lost	Rec	Yds	TD	FF	Rec	Yds	TD	Bds		
N.Foles	1	0	0	0	0	0	0	0	0	0	FUMBLES	1	1	0	0	0	0	0	0	0	0		
T.Mason	0	0	1	0	0	0	0	0	0	0	A.Rodgers	1	1	0	0	0	0	0	0	0	0		
R.Quinn	0	0	0	0	0	0	0	0	0	0	J.Peppers	0	0	0	0	0	1	0	0	0	0		
L.Joyner	0	0	0	0	0	0	0	0	0	0	Total	1	1	0	0	0	1	0	0	0	0		
Total	1	0	1	0	0	0	1	1	0	0	Total	1	1	0	0	0	1	0	0	0	0		

TOTAL FIRST DOWNS				Visitor	Home	TOTAL FIRST DOWNS				Visitor	Home
				Rams	Packers					Rams	Packers
By Rushing	8			17	14	By Rushing	8			17	14
By Passing		8				By Passing		8			
By Penalty			1			By Penalty			1		
THIRD-DOWN EFFICIENCY			5-18-28%			THIRD-DOWN EFFICIENCY			4-13-31%		
FOURTH-DOWN EFFICIENCY			1-1-100%			FOURTH-DOWN EFFICIENCY			0-1-0%		
TOTAL NET YARDS			334			TOTAL NET YARDS			322		
Total Offensive Plays			70			Total Offensive Plays			59		
Average gain per offensive play			4.8			Average gain per offensive play			5.5		
NET YARDS RUSHING			191			NET YARDS RUSHING			86		
Total Rushing Plays			36			Total Rushing Plays			27		
Average gain per rushing play			5.3			Average gain per rushing play			3.2		
Tackles for a loss-number and yards			1-3			Tackles for a loss-number and yards			1-1		
NET YARDS PASSING			143			NET YARDS PASSING			236		
Times thrown - yards lost att. to pass			3-18			Times thrown - yards lost att. to pass			2-5		
Gross yards passing			161			Gross yards passing			241		
PASS ATT-COMP-INT			31-12-2			PASS ATT-COMP-INT			30-19-2		
Average gain per pass play			4.2			Average gain per pass play			7.4		
KICKOFFS Number-in EZ-Touchbacks			3-3-3			KICKOFFS Number-in EZ-Touchbacks			5-5-4		
PUNTS Number and Average			4-45.3			PUNTS Number and Average			4-47.8		
Had Blocked			0			Had Blocked			0		
FGs - PATs had blocked						FGs - PATs had blocked					
Net Punting Average						Net Punting Average					
TOTAL RETURN YARDS (not inc. Kickoffs)						TOTAL RETURN YARDS (not inc. Kickoffs)					
No. and Yards Punt Returns						No. and Yards Punt Returns					
No. and Yards Kickoff Returns						No. and Yards Kickoff Returns					
No. and Yards Interception Returns						No. and Yards Interception Returns					
PENALTIES Number and Yards						PENALTIES Number and Yards					
FUMBLES Number and Lost						FUMBLES Number and Lost					
TOUCHDOWNS						TOUCHDOWNS					
Rushing						Rushing					
Passing						Passing					
Interceptions						Interceptions					
EXTRA POINTS Made-Attempts						EXTRA POINTS Made-Attempts					
Kicking Made-Attempts						Kicking Made-Attempts					
FIELD GOALS Made-Attempts						FIELD GOALS Made-Attempts					
RED-ZONE EFFICIENCY						RED-ZONE EFFICIENCY					
GOAL-TO-GO EFFICIENCY						GOAL-TO-GO EFFICIENCY					
SAFETIES						SAFETIES					
FINAL SCORE						FINAL SCORE					
TIME OF POSSESSION						TIME OF POSSESSION					

GREEN BAY Wfs. -- Rookie cornerback Damarious Randall had a feeling that Philip Rivers' final pass might be headed his way. Fourth-and-goal from the 3 with 15 seconds left, and the San Diego Chargers needed a touchdown to tie the Green Bay Packers and possibly force overtime.

Randall had to keep tabs on both Antonio Gates and Danny Woodhead lined up on the right side of the formation. The first-round draft pick lunged to poke away Rivers' short throw a Woodhead near the front right pylon in the final seconds to preserve the Packers' 27-20 victory on Sunday, overcoming a career performance by Rivers.

The fans inside Lambeau Field erupted with a collective sigh of relief. Green Bay (6-5) survived its biggest scare of the season to stay unbeaten.

Rivers set franchise marks with career highs of 43 completions, 65 attempts and 503 yards passing. He threw for two touchdowns for the Chargers (2-4). His 43 completions were the most in NFL history in a loss; he needed one more, at least.

But as the fourth-down play developed, Randall remembered that San Diego ran the same play on second down, but tried to get the ball to Gates. This time, linebacker Clay Matthews covered Gates inside. Woodhead broke outside, with Randall trailing from behind.

The ending overshadowed Rivers' milestone performance. The 12-year veteran left Pittsburgh's Ben Roethlisberger (2009) for second on the list for most yards passing against the Packers. Only Detroit's Matthew Stafford had more, 520 on Jan. 1, 2012.

It was the most porous outing of the season for the Packers' defense. But the stout pass rush finally caught up to Rivers in the second half. Datone Jones sacked Rivers on third-and-7 from the Packers' 40 to end one drive.

Until then, a Chargers line missing three starters held up well, with Rivers orchestrating a quick-strike offense and finding holes in the secondary.

The Packers started strong and finished barely in front. Running back James Starks had touchdowns on a 65-yard run and a 5-yard pass in the first quarter. Green Bay went up for good after quarterback Aaron Rodgers found James Jones for an 8-yard pass in the corner of the end zone for a 24-17 lead with 46 seconds left in the third quarter.

The defense allowed Josh Lambo's 32-yard field goal with 11:14 left. But the Packers came up with their most important stop at the end.

The battered Packers offense did just enough. Rodgers was 16 of 29 for 255 yards. At one point, Rodgers had as many completions as Keenan Allen had receptions midway through the fourth quarter. But a hip injury kept Allen sidelined for much of the second half. He wound up with 14 receptions for 157 yards.

Rookie running back Melvin Gordon was benched in the second half after two fumbles. He finished with seven carries for 29 yards in a disappointing return to the state where he set records in college with the Wisconsin Badgers.

OFFICIALS — Referee: Walt Anderson (66); Umpire: Butch Henrich (40); Head Linesman: Steve Steljes (22); Line Judge: Byron Boston (18); Side Judge: Laird Hayes (123); Field Judge: Eugene Hall (103); Back Judge: Todd Pritchok (30); Replay Official: Billy Smith

STARTING LINEUPS

San Diego Chargers						Green Bay Packers					
Offense			Defense			Offense			Defense		
WR	13	K.Allen	DE	91	K.Reyes	WR	89	J.Jones	NOSE	98	L.Guion
LT	75	C.Harrison	DT	94	C.Juget	LT	69	D.Bachkhan	DT	76	M.Daniels
LG	79	K.Wingans	OLB	54	D.Perryman	LG	71	J.Stanton	LOB	56	J.Peppers
C	60	T.Robinson	ILB	52	D.Bertram	C	63	C.Linsley	BLB	51	N.Palmer
RG	76	D.Fluker	ILB	56	D.Fluker	RG	70	T.Liang	MLB	52	C.Matthews
RT	72	J.Barkdale	OLB	97	J.Mattochu	RT	75	B.Bugda	ROLB	96	M.Neal
TE	85	A.Gates	LCB	24	B.Flowers	TE	82	R.Rodgers	LCB	23	D.Randall
WR	89	L.Green	RCB	22	J.Verrett	WR	18	R.Cobb	RCB	29	C.Hayward
WR	80	M.Floyd	FS	32	E.Weddie	WR	88	T.Montgomery	CB	37	S.Shields
QB	17	P.Rodgers	CB	28	P.Gordon	QB	12	A.Rodgers	SS	33	M.Hyde
RB	28	M.Gordon	CB	44	J.Starks	FS	21	H.Chilton-Dix	CB	44	J.Starks

GREEN BAY SUBSTITUTIONS — K 2 M.Crosby, P 8 T.Masthay, FB 22 A.Ripkowski, CB 24 Q.Rollins, RB 27 E.Lacy, FB 30 J.Kuhn, S 32 C.Bano, CB 36 L.Gunter, CB 39 D.Goodson, LB 47 J.Ryan, LB 48 J.Thomas, LB 55 A.Mulumba, LS 61 B.Goode, DT 64 M.Pennel, TG 67 D.Barday, C/G 73 J.Treter, G 79 J.Walker, TE 80 J.Perrillo, WR 84 J.Abrams, WR 84 J.Abrams, LB 91 J.Elliott, DE 95 D.Jones, **DID NOT PLAY** — CB 16 S.Tolkien, TE 86 K.Backman, **INACTIVES** — QB 7 B.Hundley, WR 17 D.Adams, S 42 M.Burnett, RB 46 A.Harris, LB 53 M.Perry, G 66 L.Taylor, DT 90 B.Baji.

FIELD GOALS (made 1 & missed)

San Diego Chargers						Green Bay Packers					
Offense			Defense			Offense			Defense		
WR	13	K.Allen	DE	91	K.Reyes	WR	89	J.Jones	NOSE	98	L.Guion
LT	75	C.Harrison	DT	94	C.Juget	LT	69	D.Bachkhan	DT	76	M.Daniels
LG	79	K.Wingans	OLB	54	D.Perryman	LG	71	J.Stanton	LOB	56	J.Peppers
C	60	T.Robinson	ILB	52	D.Bertram	C	63	C.Linsley	BLB	51	N.Palmer
RG	76	D.Fluker	ILB	56	D.Fluker	RG	70	T.Liang	MLB	52	C.Matthews
RT	72	J.Barkdale	OLB	97	J.Mattochu	RT	75	B.Bugda	ROLB	96	M.Neal
TE	85	A.Gates	LCB	24	B.Flowers	TE	82	R.Rodgers	LCB	23	D.Randall
WR	89	L.Green	RCB	22	J.Verrett	WR	18	R.Cobb	RCB	29	C.Hayward
WR	80	M.Floyd	FS	32	E.Weddie	WR	88	T.Montgomery	CB	37	S.Shields
QB	17	P.Rodgers	CB	28	P.Gordon	QB	12	A.Rodgers	SS	33	M.Hyde
RB	28	M.Gordon	CB	44	J.Starks	FS	21	H.Chilton-Dix	CB	44	J.Starks

GREEN BAY DEFENSIVE STATISTICS (official)

San Diego Chargers						Green Bay Packers					
Offense			Defense			Offense			Defense		
WR	13	K.Allen	DE	91	K.Reyes	WR	89	J.Jones	NOSE	98	L.Guion
LT	75	C.Harrison	DT	94	C.Juget	LT	69	D.Bachkhan	DT	76	M.Daniels
LG	79	K.Wingans	OLB	54	D.Perryman	LG	71	J.Stanton	LOB	56	J.Peppers
C	60	T.Robinson	ILB	52	D.Bertram	C	63	C.Linsley	BLB	51	N.Palmer
RG	76	D.Fluker	ILB	56	D.Fluker	RG	70	T.Liang	MLB	52	C.Matthews
RT	72	J.Barkdale	OLB	97	J.Mattochu	RT	75	B.Bugda	ROLB	96	M.Neal
TE	85	A.Gates	LCB	24	B.Flowers	TE	82	R.Rodgers	LCB	23	D.Randall
WR	89	L.Green	RCB	22	J.Verrett	WR	18	R.Cobb	RCB	29	C.Hayward
WR	80	M.Floyd	FS	32	E.Weddie	WR	88	T.Montgomery	CB	37	S.Shields
QB	17	P.Rodgers	CB	28	P.Gordon	QB	12	A.Rodgers	SS	33	M.Hyde
RB	28	M.Gordon	CB	44	J.Starks	FS	21	H.Chilton-Dix	CB	44	J.Starks

San Diego Chargers											
RUSHING			ATT			YDS			AVG		
M.Gordon	7	29	4.1	25	0						
B.Oliver	7	23	3.3	6	0						
D.Woodhead	7	8	1.1	4	0						
Total	21	60	2.9	25	0						
PASSING											
ATT			CMP			YDS			SK/YD		
P.Rivers	65	43	503	3/15	2	50	0	99.7			
Total	65	43	503	3/15	2	50	0	99.7			
PASS RECEIVING											
NO			YDS			AVG			LG		
K.Allen	14	157	11.2	38	TD						
A.Gates	9	95	10.6	21	0						
M.Floyd	5	95	19.0	50	0						
D.Woodhead	5	63	12.6	25	0						
B.Oliver	4	40	10.0	14	0						
L.Green	3	35	11.7	19	0						
D.Imman	3	18	6.0	9	1						
Total	43	503	11.7	50	2						
INTERCEPTIONS											
NO			YDS			AVG			LG		
Total	0	0	0.0	0	0						
PUNTING											
NO			YDS			AVG			NET		
M.Schires	3	117	39.0	26.3	1	0	44				
Total	3	117	39.0	26.3	1	0	44				
PUNT RETURNS											
NO			YDS			AVG			FC		
J.Jones	2	-7	-3.5	1	-2	0					
(out of bounds)	1	0	0.0	0	0	0					
Returns	2	-7	-3.5	1	-2	0					
KICK RETURNS											
NO			YDS			AVG			FC		
J.Jones	3	55	18.3	0	21	0					
(back)	3	0	0.0	0	0	0					
Returns	3	55	18.3	0	21	0					
FUMBLES											
Fum			Lost			Rec			Yds		
M.Gordon	2	1	0	0	0	0	0	0	0	0	0
D.Fluker	0	1	0	0	0	0	0	0	0	0	0
D.Perryman	0	0	0	0	0	1	0	0	0	0	0
Total	2	1	1	0	0	1	0	0	0	0	0

Green Bay Packers											
RUSHING			ATT			YDS			AVG		
J.Starks	10	112	11.2	6st	1						
A.Rodgers	2	14	7.0	15	0						
T.Montgomery	1	4	4.0	4	0						
E.Lacy	1	3	.8	3	0						
Total	17	133	7.8	6st	1						
PASSING											
ATT			CMP			YDS			SK/YD		
A.Rodgers	29	16	255	3/18	2	46	0	107.7			
Total	29	16	255	3/18	2	46	0	107.7			
PASS RECEIVING											
NO			YDS			AVG			LG		
J.Janis	2	79	39.5	46	TD						
R.Cobb	2	38	19.0	26	0						
R.Rodgers	2	34	17.0	25	0						
J.Jones	2	30	15.0	22	1						
J.Kuhn	2	20	10.0	19	0						
E.Lacy	2	17	8.5	12	0						
T.Montgomery	2	11	5.5	6	0						
J.Perrillo	1	21	21.0	21	1						
J.Starks	1	5	5.0	5t	1						
Total	16	255	15.9	46	2						
INTERCEPTIONS											
NO			YDS			AVG			LG		
Total	0	0	0.0	0	0						
PUNTING											
NO			YDS			AVG			NET		
T.Masthay	4	162	40.5	42.3	0	2	50				
Total	4	162	40.5	42.3	0	2	50				
PUNT RETURNS											
NO			YDS			AVG			FC		
M.Hyde	2	18	9.0	0	16	0	0				
(touchback)	1	0	0.0	0	0	0	0				
Returns	2	18	9.0	0	16	0	0				
KICK RETURNS											
NO			YDS			AVG			FC		
J.Abbott	1	30	30.0	0	30	0	0				
T.Montgomery	1	29	29.0	0	29	0	0				
J.Treter	0	0	0.0	0	0	0	0				
(touchback)	1	0	0.0	0	0	0	0				
Returns	3	59	19.7	0	30	0	0				
FUMBLES											
FumLost			RecYds			TD			Opp		
E.Lacy	1	0	0	0	0	0	0	0			
T.Lang	0	1	0	0	0	0	0	0			
H.Clinion-Dix	0	0	0	0	1	0	0	0			
M.Meal	0	0	0	0	1	0	0	0			
C.Mathews	1	0	0	0	0	1	0	0	0	0	0
Total	1	0	1	0	2	1	0	0	0	0	0

DENVER -- The Denver Broncos found some offense to go with all that defense, powering their way past the Green Bay Packers. In only the fourth meeting of teams 5-0 or better, Peyton Manning tied Brett Favre's NFL record with his 186th regular-season win and Denver's defense rattled Aaron Rodgers into one of the worst games of his career in the Broncos' 29-10 victory Sunday night. Wearing the blue jerseys they did in beating the Packers for their first Super Bowl win in 1997, the Broncos piled it on in the fourth quarter, when DelMarcus Ware sacked Rodgers and the ball ended up in the end zone for a safety.

The Broncos improved to 7-0 for the first time since 1998, when they won the Super Bowl after finishing 14-2.

The Packers (6-1) fell from the unbeaten ranks, throttled not only by the league's stingiest defense but by a quarterback who finally looked like a five-time MVP and not a creepy 39-year-old learning a new system.

Although neither quarterback threw for a touchdown, Manning threw for 340 yards on 21-of-29 passing and the bootlegs worked nicely. Rodgers was 14 of 22 for just 77 yards - the lowest of his career in a game where he wasn't knocked out by injury.

Rodgers was sacked three times and the Packers had just 140 yards of total offense to Denver's 500.

Ronnie Hillman ran for two touchdowns and when he was on the sideline with a sore thigh, C.J. Anderson ran through a defense missing Clay Matthews for a 28-yard score, his first of the season, to put Denver up by two TDs late in the third quarter.

Both Matthews and Hillman returned the next series.

Anderson ran for 101 yards and Hillman 60, and Denarius Thomas caught eight passes for 168 yards.

Also making a sudden appearance in Denver's offense were the tight ends - as targets. Fired up from blocking with the offensive line meshing like it hadn't all season, they gave Manning an option over the middle he'd been missing since losing Julius Thomas and Jacob Tamme to free agency.

Virgil Green caught three passes for 61 yards and Owen Daniels had three for 44.

The Packers came into the game leading the league with 66 first-quarter points, but Rodgers was hit four times on Green Bay's first drive as the Broncos' pass rush hemmed him in and didn't let him loop around for his patented re-sets.

After that, he started getting rid of the ball much quicker, but those quick throws didn't lead to anything until midway through the second quarter when he drove the Packers 80 yards in 10 plays with Eddie Lacy scoring from 2 yards out to make it 17-7 at the half. Mason Crosby's 56-yard field goal on the first drive after the break pulled the Packers to within a touchdown.

OFFICIALS — Referee: John Parry (132); Umpire: Mark Pellis (131); Head Linesman: Greg Bradley (98); Line Judge: Mark Periman (9); Side Judge: Greg Gautreaux (80); Field Judge: Jabir Walker (26); Back Judge: Perry Paganielli (46); Replay Official: Bob McGrath

STARTING LINEUPS

Green Bay Packers					Denver Broncos				
Offense		Defense			Offense		Defense		
WR	17 D.Adams	NOSE	90 B.Raji		WR	88 D.Thomas	DE	95 D.Woile	
LT	69 D.Bakhtiari	DT	78 M.Daniels		LT	69 E.Harris	NT	92 S.Williams	
LG	71 J.Siton	LOLB	56 J.Peppers		LG	61 E.Mattins	DE	97 M.Jackson	
C	63 C.Linsley	BLB	51 N.Palmer		C	61 M.Paradis	SLB	58 V.Miller	
RG	70 T.Lang	MLB	52 C.Matthews		RG	66 L.Vasquez	WLB	94 D.Ware	
RT	75 B.Bulaga	ROLB	56 M.Meal		RT	79 M.Scholz	ILB	54 B.Marshall	
TE	82 R.Rodgers	LCB	29 C.Hayward		TE	81 O.Daniels	ILB	59 D.Treadathan	
WR	18 R.Cobb	RCB	37 S.Shields		WR	10 E.Sanders	LCB	21 A.Traib	
WR	89 J.Jones	CB	33 M.Hyde		WR	23 R.Hillman	RCB	25 C.Harris	
CB	12 A.Rodgers	SS	42 M.Burnett		CB	18 P.Manning	CB	43 T.Ward	
FB	27 E.Lacy	FS	21 H.Clinon-Dix		TE	86 V.Green	SS	29 B.Roby	

GREEN BAY SUBSTITUTIONS — K 2 M.Crosby, P 8 T.Mashay, DB 16 S.Tozien, FB 22 A.Ripkowski, CB 23 D.Randall, CB 24 O.Rollins, FB 30 J.Kim, S 32 C.Bentz, CB 39 D.Goodson, RB 44 J.Starks, RB 46 A.Harris, LB 47 J.Ryan, LB 48 J.Thomas, LB 53 N.Perry, LS 61 B.Goode, DT 64 M.Pennel, T/6 67 D.Bacdy, C/6 73 J.Treiter, WR 83 J.Jones, WR 84 J.Abbotteris, LB 91 J.Elliott, DE 95 D.Jones, DT 98 L.Gulon.

INACTIVES — DB 7 B.Hundley, CB 36 L.Gunter, LB 55 A.Mulumba, G 65 L.Taylor, G 79 J.Walker, TE 86 K.Backman, WR 88 T.Montgomery.

GREEN BAY DEFENSIVE STATISTICS (Official)

	UT	A	TEL	TI	Sk	QB	FE	FB	Int	PD		UT	A	TEL	TI	Sk	QB	FE	FB	Int	PD
C.Hayward	8	3	0	11	-0-0	0	0	0	0	-0	D.Jones	2	1	1	3	-0-0	0	0	0	-0-0	0
D.Randall	6	3	0	9	-0-0	0	0	0	1	-0	N.Perry	1	2	0	3	-0-0	0	0	0	-0-0	0
C.Matthews	7	1	1	8	-0-0	1	0	0	0	-0	L.Gulon	0	3	0	3	-0-0	0	0	0	-0-0	0
M.Hyde	6	2	0	8	-0-0	0	0	0	0	0	B.Raji	0	3	0	3	-0-0	0	0	0	-0-0	1
N.Palmer	6	2	1	8	-0-0	0	0	0	0	0	J.Peppers	1	1	1	2	-0-0	1	0	0	-0-0	0
H.Clinon-Dix	4	1	0	5	-0-0	0	0	0	0	0	M.Daniels	1	0	0	1	-0-0	1	0	0	-0-0	0
M.Pennel	3	2	0	5	-0-0	0	0	0	0	0	J.Ryan	1	0	0	1	-0-0	0	0	0	-0-0	0
M.Burnett	1	3	0	4	-0-0	1	0	0	0	-0	D.Goodson	0	0	0	0	-0-0	0	0	0	-0-0	1
J.Thomas	1	3	1	4	-0-0	0	0	0	0	0	Totals	51	30	8	81	-0-0	4	0	0	1-0	6
J.Meal	3	0	3	3	-0-0	0	0	0	0	0											

Green Bay Packers										Denver Broncos									
RUSHING		ATT	YDS	AVG	LG	TD	RUSHING		ATT	YDS	AVG	LG	TD						
E.Lacy	11	38	3.5	15	1	C.Anderson	14	101	7.2	28	1	1	2						
A.Rodgers	2	31	15.5	17	0	R.Hillman	19	60	3.2	16	0	1	2						
R.Cobb	1	10	10.0	10	0	J.Thompson	1	-1	-1.0	-1	0	0	0						
J.Starks	5	9	1.8	4	0														
A.Harris	2	2	1.0	2	0														
Total	21	90	4.3	17	1	Total	34	160	4.7	28	3								
PASSING		ATT	CMP	YDS	SK/YD	TD	LG	IN	RT	PASSING		ATT	CMP	YDS	SK/YD	TD	LG	IN	RT
A.Rodgers	22	14	77	3.27	0	17	0	69.7	P.Manning	29	21	340	0/0	0	47	1	96.9		
Total	22	14	77	3.27	0	17	0	69.7	Total	29	21	340	0/0	0	47	1	96.9		
PASS RECEIVING		NO	YDS	AVG	LG	TD	PASS RECEIVING		NO	YDS	AVG	LG	TD						
R.Cobb	6	27	4.5	17	0	D.Thomas	8	168	21.0	47	0	0	0						
R.Rodgers	2	16	8.0	11	0	V.Green	3	61	20.3	32	0	0	0						
J.Starks	2	9	4.5	5	0	O.Daniels	3	44	14.7	18	0	0	0						
E.Lacy	1	9	9.0	9	0	E.Sanders	2	22	11.0	11	0	0	0						
D.Adams	1	8	8.0	8	0	B.Fowler	2	21	10.5	15	0	0	0						
J.Perrillo	1	6	6.0	6	0	A.Catwell	1	24	24.0	24	0	0	0						
J.Jones	1	2	2.0	2	0	C.Anderson	1	5	5.0	5	0	0	0						
Total	14	77	5.5	17	0	R.Hillman	21	340	16.2	47	0	0	0						
INTERCEPTIONS		NO	YDS	AVG	LG	TD	INTERCEPTIONS		NO	YDS	AVG	LG	TD						
D.Randall	1	0	0.0	0	0	Total	0	0	0.0	0	0	0	0						
Total	1	0	0.0	0	0														
PUNTING		NO	YDS	AVG	NET	TB	IN20	LG	PUNTING		NO	YDS	AVG	NET	TB	IN20	LG		
T.Mashay	5	231	46.2	43.8	0	1	49	49	B.Couquitt	3	120	40.0	37.0	0	2	46	46		
Total	5	231	46.2	43.8	0	1	49	49	Total	3	120	40.0	37.0	0	2	46	46		
PUNT RETURNS		NO	YDS	AVG	FC	LG	TD	PUNT RETURNS		NO	YDS	AVG	FC	LG	TD				
M.Hyde	1	9	9.0	1	9	0	0	E.Sanders	3	12	4.0	2	6	0	0				
(out of bounds)	1	0	0.0	0	0	0	0	Returns	3	12	4.0	2	6	0	0				
Returns	1	9	9.0	1	9	0	0												
KICK RETURNS		NO	YDS	AVG	FC	LG	TD	KICK RETURNS		NO	YDS	AVG	FC	LG	TD				
M.Hyde	1	23	23.0	0	23	0	0	E.Sanders	1	13	13.0	0	13	0	0				
J.Abbotteris	1	22	22.0	0	22	0	0	(track)	3	0	0.0	0	0	0	0				
(track)	4	0	0.0	0	0	0	0	Returns	1	13	13.0	0	13	0	0				
Returns	2	45	22.5	0	23	0	0												
FUMBLES		FumLost	Rec	Yds	TD	FF	Rec	Yds	TD	FF	Rec	Yds	TD	FF	Rec	Yds	TD		
J.Jones	1	0	1	0	0	0	0	0	0	C.Harris	0	0	0	1	0	0	0		
E.Lacy	1	0	1	0	0	0	0	0	0	B.Marshall	0	0	0	1	0	0	0		
A.Rodgers	1	0	1	0	0	0	0	0	0	D.Ware	0	0	0	1	0	0	0		
R.Rodgers	0	0	1	0	0	0	0	0	0										
Total	3	0	3	0	0	0	0	0	0	Total	0	0	0	3	0	0	0		

Attendance: 78,526. **Time:** 3:36. **Weather:** 55° F, Humidity: 59 percent, Wind: South 7 mph

[illegible]

Detroit Lions										Green Bay Packers															
RUSHING		ATT	YDS	AVG	LG	TD	PASSING		ATT	CMP	YDS	SK/YD	TD	LG	IN	RT	RUSHING		ATT	YDS	AVG	LG	TD		
J.Bell	14	17	1.2	6	0		M.Stanford	38	24	242	0/0	2	43	1	87.8		J.Starks	15	42	2.8	9	0	0		
A.Abdullah	5	15	3.0	9	0												R.Rodgers	2	8	4.0	9	0	0		
G.Tate	1	11	11.0	11	0												A.Rodgers	1	-3	-3.0	-3	0	0		
T.Ridick	3	1	0.3	1	0																				
M.Stanford	2	1	0.5	1	0																				
M.Burton	1	0	0.0	0	0																				
Total	26	45	1.7	11	0		Total	18	47	2.6	9	0													
PASSING		ATT	CMP	YDS	SK/YD	TD	LG	IN	RT																
M.Stanford	38	24	242	0/0	2	43	1	87.8		PASSING	ATT	CMP <td>YDS<td>SK/YD</td><td>TD</td><td>LG<th>IN</th><th>RT</th><td colspan="4"></td></td></td>	YDS <td>SK/YD</td> <td>TD</td> <td>LG<th>IN</th><th>RT</th><td colspan="4"></td></td>	SK/YD	TD	LG <th>IN</th> <th>RT</th> <td colspan="4"></td>	IN	RT							
Total	38	24	242	0/0	2	43	1	87.8		Total	61	35	333	3/8	2	32	0	83.6							
PASS RECEIVING		NO	YDS	AVG	LG	TD																			
G.Johnson	6	81	13.5	19	0		D.Adams	10	79	7.9	19	0													
G.Tate	4	52	13.0	43	0		J.Starks	6	54	9.0	18	0													
E.Ebron	3	28	9.3	13	0		J.Perillo	5	58	11.6	24	1	0												
L.Moore	4	29	9.7	15	1	0	R.Cobb	5	53	10.6	20	0	1	0											
T.Ridick	3	25	8.3	11	0	0	J.Rodgers	5	32	6.4	21	1	0												
J.Bell	2	18	9.0	10	0	0	J.Abderrehts	4	57	14.3	32	1	0												
A.Abdullah	1	7	7.0	7	0	0																			
B.Pettigrew	1	2	2.0	21	0	0																			
Total	24	242	10.1	43	2		Total	35	333	9.5	32	2													
INTERCEPTIONS		NO	YDS	AVG	LG	TD																			
Total	0	0	0.0	0	0		INTERCEPTIONS	NO <th>YDS</th> <th>AVG</th> <th>LG</th> <th>TD</th> <td colspan="10"></td>	YDS	AVG	LG	TD													
H.Clinton-Dix	1	2	2.0	2	0																				
PUNTING	NO <th>YDS</th> <th>AVG</th> <th>NET</th> <th>TB</th> <th>IN20</th> <th>LG</th> <td colspan="12"></td>	YDS	AVG	NET	TB	IN20	LG																		
S.Warlin	7	297	42.4	41.4	0	4	56																		
Total	7	297	42.4	41.4	0	4	56																		
PUNT RETURNS		NO	YDS	AVG	FC	LG	TD																		
M.Hyde	4	39	9.8	1	23	0		M.Hyde	2	7	3.5	1	6	0											
(downed)	2	0	0.0	0	0	0		(downed)	3	0	0.0	0	0	0	0	0									
(out of bounds)	2	0	0.0	0	0	0	0		(out of bounds)	1	0	0.0	0	0	0	0	0								
Returns	4	39	9.8	1	23	0		Returns	2	7	3.5	1	6	0											
KICK RETURNS		NO	YDS	AVG	FC	LG	TD																		
A.Abdullah	2	134	67.0	0	104	0		M.Hyde	3	78	26.0	0	30	0	0										
(f back)	1	0	0.0	0	0	0		(f back)	2	0	0.0	0	0	0	0										
Returns	2	134	67.0	0	104	0		Returns	3	78	26.0	0	30	0											
FUMBLES		FumLost	Rec	Yds	TD	FF	Rec	Yds	TD	FF	Rec	Yds	TD	Bds											
M.Stanford	0	0	1	-5	0	0	0	0	0	0	0	0	0	0		FUMBLES	FumLost <th>Rec</th> <th>Yds</th> <th>TD</th> <th>FF</th> <th>Rec</th> <th>Yds</th> <th>TD</th> <th>Bds</th>	Rec	Yds	TD	FF	Rec	Yds	TD	Bds
G.Quinn	0	0	0	0	0	1	0	0	0	0	0	0	0	0		J.Abderrehts	1	0	0	0	0	0	0	1	
Total	1	0	1	-5	0	1	0	0	0	0	0	0	0	0		Total	1	0	0	0	0	0	0	1	

CHICAGO 7, GREEN BAY 13

Lambeau Field, Thursday, Nov. 26, 2015. Attendance: 78,488. Time: 3:36. Weather: 55° F, Humidity: 39 percent, Wind: N 19 mph

GAME 11

GREEN BAY, Wis. — Drenched from a soaking rain, Jay Cutler finally walked out of Lambeau Field with a win.

The defense helped make Thursday night a Thanksgiving to remember for the Chicago Bears.

Cutler threw for 200 yards and a score and the Bears held off the Green Bay Packers on fourth-and-goal from the 8 with 22 seconds left for a 17-13 victory.

Aaron Rodgers' throw to the end zone deflected off receiver Davante Adams' hands in the cold rain. James Jones couldn't hang on to a potential touchdown catch on third down.

Cornerback Tracy Porter intercepted Rodgers' pass with 3:19 left at the Bears 45 on the previous drive.

Rodgers took a shot to the back of his left arm near the elbow in the third quarter from linebacker Lamar Houston while the quarterback recovered a high snap. He said he lost feeling for a while in his left hand, gradually regaining full feeling in three fingers by the end of the game.

Cutler was 22 of 43 for 202 yards and a touchdown.

Rodgers was a little better, somewhat of a surprise given how poorly he has played at Lambeau in his career with the Bears.

In his four previous games at Lambeau, all losses, Cutler had thrown 12 interceptions. But with head coach John Fox and offensive coordinator Adam Gase, Cutler avoided throwing an interception.

Green Bay had won six of its previous seven at Lambeau in the series. And Thursday night seemed to set up perfectly for the Packers' faithful on an emotional night with the team honoring former quarterback Brett Favre at halftime. His name and No. 4 joined the franchise's five other retired numbers on the north facade inside the stadium.

Chicago (5-6) has won three of its last four. The Packers (7-4) lost a second straight home game.

The Packers caught a break after Cutler mishandled a shotgun snap on third-and-11 to set up a punt.

But McCarthy's offense couldn't capitalize, moving quickly up the field on its final two drives only to come up short.

Robbie Gould's 21-yard field goal in the fourth quarter for Chicago was the only scoring for either team in the second half in a game played in dreary conditions. It put ball security at a premium.

Eddie Lacy fumbled deep in Bears territory in the second quarter after getting hit from behind. Cutler cashed in on Chicago's next drive by finding Zach Miller for a 3-yard touchdown pass that tied it at 7 with 6:03 left in the half.

Adams dropped another pass in the open on third-and-long in the first quarter that could have led to a big gain. Lacy ran for 105 yards on 17 carries, and also scored on a 25-yard catch-and-run.

For the Bears, Jeremy Langford had 48 yards and a touchdown on 12 carries. Matt Forte returned after missing three games with a knee injury and ran for 44 yards on 15 carries. The Bears also got Alshon Jeffery back, who had seven catches for 90 yards. He has missed five games this season with groin and shoulder ailments. The defense made the biggest statement.

OFFICIALS — Referee: Ed Hochuli (85); Umpire: Clay Martin (19); Head Linesman: Patrick Turner (13); Line Judge: Rusty Baynes (59); Side Judge: Greg Meyer (78); Field Judge: Adrian Hill (29); Back Judge: Scott Helverison (93); Replay Official: Tom Sifferman

STARTING LINEUPS

Chicago Bears

Offense		Defense	
WR	10 M.Wilson	NT	91 E.Godman
LT	72 C.Leno Jr.	DE	96 J.Jenkins
LG	68 M.Staoun	OLB	97 W.Young
C	55 H.Gasu	ILB	50 S.McCillm
RG	65 P.Omahesh	ILB	58 J.Anderson
RT	75 K.Long	OLB	92 P.McPhee
TE	82 K.Lee	CB	21 T.Porter
WR	17 A.Jeffery	S	38 A.Amos
CB	6 J.Cutler	S	31 C.Pronski
RB	22 W.Forte	CB	23 K.Hiller
TE/FB	86 Z.Miller	CB	23 K.Hiller
GREEN BAY SUBSTITUTIONS — K 2 M.Crosby, P 8 T.Masthay, FB 22 A.Ripkowski, CB 24 O.Rollins, CB 29 C.Haward, FB 30 J.Kiln, S 32 C.Baino, CB 36 L.Ginger, CB 39 D.Goodson, RB 44 J.Starks, TE 66 K.Backman, LB 91 J.Elliott, DE 95 D.Jones, DID NOT PLAY — OB 16 S.Tolden, G 65 L.Taylor, INACTIVES — OB 7 B.Hyde, RB 46 A.Harris, LB 55 A.Mulumba, C 63 C.Linsley, WR 84 J.Abrovichs, WR 88 T.Montgomery.			

FIELD GOALS (made & missed)

R.Gould		M.Crosby	
VISITOR:	Chicago Bears	1	2
HOME:	Green Bay Packers	7	6
Qtr Time Play Description (Extra Point) Drive Info			
1	5:20	E.Lacy 25 yd. pass from A.Rodgers (M.Crosby kick) (5-49, 1-44)	7
2	6:03	Z.Miller 3 yd. pass from J.Cutler (R.Gould kick) (9-34, 4-41)	7
2	1:58	M.Crosby 22 yd. Field Goal (7-28, 4-05)	7
2	0:30	J.Langford 1 yd. run (R.Gould kick) (7-56, 1-28)	10
2	0:00	M.Crosby 50 yd. Field Goal (5-36, 0-30)	14
4	12:15	R.Gould 21 yd. Field Goal (15-83, 7-29)	13

GREEN BAY DEFENSIVE STATISTICS (official)

UT	A	TEL	TI	sck	qbh	FF	FB	Int	PD	UT	A	TEL	TI	sck	qbh	FF	FB	Int	PD
8	3	1	11	0-0	0	0	0-0	0	0	M.Pennel	1	2	0	3	0-0	0	0	0	0-0
N.Palmer	8	1	0	0-0	0	1	0	0-0	0	N.Perry	1	2	0	3	0-0	0	0	0	0-0
M.Burnett	7	2	0	0-0	0	1	0	0-0	0	L.Glion	0	3	0	3	0-0	0	0	0	0-0
H.Clinton-Dix	7	2	0	0-0	0	1	0	0-0	0	N.Glion	0	3	0	3	0-0	0	0	0	0-0
C.Matthews	3	2	0	5	0-0	1	0	0-0	0	D.Randall	2	0	0	2	0-0	0	0	0	0-0
C.Hayward	3	1	0	4	0-0	0	0	0-0	0	J.Thomas	2	0	0	2	0-0	1	0	0	0-0
D.Jones	3	1	0	4	0-0	0	0	0-0	0	J.Elliott	1	1	0	2	0-0	1	0	0	0-0
M.Meal	3	1	0	4	0-0	0	0	0-0	0	B.Rail	1	1	0	2	0-0	0	0	0	0-0
J.Peppers	1	3	0	4	0-0	1	0	0	0-0	O.Rollins	1	0	1	1	-1-1	0	0	0	0-0
S.Shields	2	1	0	3	0-0	0	0	0	0-0	1	0	1	0	3	0-0	1	0	0	0-0
M.Daniels	1	2	0	3	0-0	1	0	0	0-0	Totals	48	26	4	74	1-11	5	1	0	0-0

Chicago Bears		ATT	CMP	YDS	SKYD	TD	LG	IN	RT	TD
RUSHING		12	48	2.9		14		1		1
J.Langford		15	44	2.9		7		0		0
M.Forte		4	9	2.3		6		0		0
J.Cutler		31	101	3.3		14		1		1
Total										

Green Bay Packers		ATT	CMP	YDS	SKYD	TD	LG	IN	RT	TD
RUSHING		17	105	6.2		29		0		0
E.Lacy		7	39	5.6		10		0		0
J.Starks		4	33	8.3		18		0		0
A.Rodgers		28	177	6.3		29		0		0
Total										

PASSING		ATT	CMP	YDS	SKYD	TD	LG	IN	RT	TD
J.Cutler		31	19	200	1/11	1	22	0	90.8	
Total										

PASSING		ATT	CMP	YDS	SKYD	TD	LG	IN	RT	TD
A.Rodgers		43	22	202	2/14	1	32	1	62.4	
Total										

PASS RECEIVING		NO	YDS	AVG	LG	TD
A.Jeffery		7	90	12.9	19	0
M.Wilson		4	44	11.0	22	0
M.Martini		3	35	11.7	21	0
Z.Miller		2	10	5.0	7	1
M.Forte		1	9	9.0	9	0
K.Lee		1	7	7.0	7	0
J.Langford		1	5	5.0	5	0
Total		19	200	10.5	22	1

PASS RECEIVING		NO	YDS	AVG	LG	TD
R.Cobb		6	74	12.3	32	0
J.Starks		4	41	10.3	18	0
E.Lacy		4	34	8.5	25	1
R.Rodgers		2	14	7.0	13	0
D.Adams		2	9	4.5	8	0
J.Perillo		2	9	4.5	5	0
Total		22	202	9.2	32	1

INTERCEPTIONS		NO	YDS	AVG	LG	TD
T.Porter		1	2	2.0	2	0
Total		1	2	2.0	2	0

INTERCEPTIONS		NO	YDS	AVG	LG	TD
Total		0	0	0.0	0	0

PUNTING		NO	YDS	AVG	NET	TB	IN20	LG	TD
P.O'Donnell		8	323	40.4	37.8	1	4	46	
Total		8	323	40.4	37.8	1	4	46	

PUNTING		NO	YDS	AVG	NET	TB	IN20	LG	TD
T.Masthay		5	178	35.6	34.2	0	2	45	
Total		5	178	35.6	34.2	0	2	45	

PUNT RETURNS		NO	YDS	AVG	FC	LG	TD
M.Martini		2	7	3.5	1	7	0
(out of bounds)		2	0	0.0	0	0	0
Returns		2	7	3.5	1	7	0

PUNT RETURNS		NO	YDS	AVG	FC	LG	TD
R.Cobb		2	1	0.5	1	1	0
(downed)		4	0	0.0	0	0	0
(tback)		1	0	0.0	0	0	0
Returns		2	1	0.5	1	1	0

KICK RETURNS		NO	YDS	AVG	FC	LG	TD
D.Thompson		1	37	37.0	0	37	0
(tback)		2	0	0.0	0	0	0
Returns		1	37	37.0	0	37	0

KICK RETURNS		NO	YDS	AVG	FC	LG	TD
J.Lans		2	82	41.0	0	64	0
J.Kum		1	0	0.0	0	0	0
(tback)		1	0	0.0	0	0	0
Returns		3	82	27.3	0	64	0

FUMBLES		FumLost	Rec Yds	TD	FF Rec	Yds	TD	Out
A.Jeffery		1	0	1	0	0	0	0
J.Cutler		1	0	1	-8	0	0	0
C.Pronski		0	0	0	0	0	0	0
L.Houston		0	0	0	0	0	0	0
Total		2	0	2	-8	0	1	0

FUMBLES		FumLost	Rec Yds	TD	FF Rec	Yds	TD	Out
R.Cobb		1	0	1	0	0	0	0
E.Lacy		1	1	0	0	0	0	0
J.Treter		1	0	-14	0	0	0	0
A.Rodgers		0	0	1	0	0	0	0
M.Burnett		3	1	2	-14	0	1	0
Total		6	2	-14	0	1	0	0

TOTAL FIRST DOWNS		By Rushing	By Passing	By Penalty	THIRD-DOWN EFFICIENCY	FOURTH-DOWN EFFICIENCY	TOTAL NET YARDS	Total Offensive Plays	Average gain per offensive play	NET YARDS RUSHING	Total Rushing Plays	Average gain per rushing play	Tackles for a loss-number and yards	Times thrown - yards lost att. to pass.	Gross yards passing	PASS ATT-COMP-INT	Average gain per pass play	KICKOFFS Number-In Ez-Touchbacks	PUNTS Number and Average	Head Blocked
		17	4	1	5-14-36%	3-11-27%	0-0-0%	290	4.6	101	31	3.3	3-11	189	202	31-19-0	5.9	-4-2-1	8-40-4	0

TOTAL FIRST DOWNS		By Rushing	By Passing	By Penalty	THIRD-DOWN EFFICIENCY	FOURTH-DOWN EFFICIENCY	TOTAL NET YARDS	Total Offensive Plays	Average gain per offensive play	NET YARDS RUSHING	Total Rushing Plays	Average gain per rushing play	Tackles for a loss-number and yards	Times thrown - yards lost att. to pass.	Gross yards passing	PASS ATT-COMP-INT	Average gain per pass play	KICKOFFS Number-In Ez-Touchbacks	PUNTS Number and Average	Head Blocked
		17	4	1	5-14-36%	3-11-27%	0-0-0%	290	4.6	101	31	3.3	3-11	188	202	31-19-0	5.9	-4-2-1	8-40-4	0

DETROIT — Aaron Rodgers took the shotgun snap on an untimed down with no time left, stuffed it to his left, slipped a sack, rolled right and heaved a pass that seemed as high as it was long.

Richard Rodgers, drifting toward the end zone while teammates and opponents crowded behind him, leaped and made the catch on the 61-yard play to give the Green Bay Packers a stunning 27-23 victory over the Detroit Lions on Thursday night.

The Packers got the untimed down after Detroit defensive end Devin Taylor was called for grabbing Aaron Rodgers' facemask on a tackle on what would've been the last play.

The Packers (8-4) had lost four of five.

The Lions (4-8) had won three straight and blew a chance to sweep the season series for the first time since 1991.

Matthew Stafford connected with Calvin Johnson on his second touchdown pass of the first quarter to help Detroit build a 20-point lead that it couldn't keep.

Aaron Rodgers scored on a 17-yard run with 3:04 left, pulling the Packers within two points.

Stafford connected with T.J. Jones to convert a third-and-12 from the Detroit 18 after Green Bay called its final timeout with 2:54 to go. The Lions needed one more first down to seal the victory, but Green Bay forced them to punt and got the ball back on the 21 with 23 seconds left.

Following two incompletions, including one in which Detroit appeared to get away with pass interference, Aaron Rodgers threw a pass to James Jones and the ball was laterated twice, leaving the quarterback with the ball and no one behind him to pitch to keep the play alive.

But Taylor grabbed Aaron Rodgers' facemask, giving the Packers another play.

Aaron Rodgers scrambled long enough to give his receivers time to sprint to the end zone and got to the outside. He planted his foot at about the Green Bay 36 and got it into the end zone, where his tight end found a way to get to it in front of a slew of players from both teams and leaped for the catch.

Aaron Rodgers finished 24 of 36 for 289 yards with two touchdowns.

Stafford was 23 of 35 for 220 yards and two scores.

Detroit went ahead 17-0 after its first three drives and capped the opening possession of the third quarter with a field goal to go ahead 20-0. It wasn't a big enough cushion.

OFFICIALS — Referee: Carl Cheffers (51); Umpire: Lindsey Walsh (96); Head Linesman: Kent Payne (79); Line Judge: Tim Podtaza (47); Side Judge: Scott Nowak (1); Field Judge: Brad Freeman (88); Back Judge: Terrence Miles (111); Replay Official: Charles Stewart

STARTING LINEUPS

Green Bay Packers									
Offense					Defense				
WR	17 D.Adams	NOSE	90 B.Raji		WR	15 G.Tate	DE	91 J.Jones	
LT	69 D.Bakhtiari	DT	76 M.Daniels		LT	71 R.Hefft	DT	97 C.Held	
LG	71 J.Stilton	LOLB	56 J.Peppers		LG	72 L.Tomlinson	DT	92 H.Ngata	
C	63 C.Linsley	BLB	47 J.Ryan		C	63 M.Ramirez	DE	94 E.Aarish	
RG	65 L.Taylor	MLB	52 C.Matthews		RG	75 L.Warford	OLB	59 T.Whitehead	
RT	67 D.Barcley	ROLB	96 M.Meal		RT	74 M.Ola	MLB	55 S.Tuohet	
WR	89 J.Jones	LCB	24 Q.Hollins		TE	87 B.Pedgrew	S	42 I.Abdul-Qudus	
WR	18 R.Cobb	RCB	37 S.Shields		TE	85 E.Dixon	CB	23 D.Disay	
OB	12 A.Rodgers	CB	29 C.Hayward		WR	81 C.Johnson	CB	24 N.Lawson	
FB	44 J.Starks	SS	42 M.Burnett		OB	9 M.Stafford	CB	28 O.Diggs	
FB	30 J.Kuhn	FS	21 H.Clinton-Dix		FB	21 A.Abdullah	FS	27 G.Gulin	

GREEN BAY SUBSTITUTIONS — K 2 M.Crosby, P 8 T.Masthay, RB 27 E.Lacy, S 32 C.Barno, DB 33 M.Hyde, CB 36 L.Gunter, RB 38 J.Crockett, CB 39 D.Goodson, LB 48 J.Thomas, LB 51 N.Palmer, LB 53 N.Perry, LS 61 B.Goode, DT 64 M.Pennel, C/G 73 J.Treter, G 79 J.Walker, TE 80 J.Perrillo, TE 82 R.Rodgers, WR 83 J.Janis, WR 84 J.Abbereles, TE 86 K.Backman, LB 91 J.Elliott, DE 95 D.Jones, DT 98 L.Guion, **DID NOT PLAY** — OB 16 S.Tolden, **INACTIVES** — OB 7 B.Hundley, FB 22 A.Blapkowski, CB 23 D.Randall, LB 55 A.Mulumba, G 70 T.Lang, T 75 B.Bulaga, WR 88 T.Montgomery.

FIELD GOALS (made () & missed)

M.Crosby									
41LU					M.Prater				
VISITOR:	Green Bay Packers				1	2	3	4	OT
HOME:	Detroit Lions				17	0	14	13	0

GREEN BAY DEFENSIVE STATISTICS (official)																				
UT	A	TFL	TT	Sck	QBH	FF	FR	Int	PD	Player	UT	A	TFL	TT	Sck	QBH	FF	FR	Int	PD
8	1	1	9	0-0	0	0	1	0-0	0	M.Hyde	1	2	1	3	1-3	0	0	0	0-0	0
7	1	1	8	0-0	0	0	0	0-0	0	M.Neal	2	0	1	2	0-0	0	0	0	0-0	0
7	0	1	7	1-4	0	0	0	0-0	0	J.Thomas	2	0	0	2	0-0	1	0	0	0-0	0
5	1	0	6	0-0	0	0	0	0-0	1	D.Jones	1	1	0	2	0-0	0	0	0	0-0	0
3	3	0	6	0-0	0	0	0	0-0	1	J.Elliott	1	0	1	0	0-0	0	0	0	0-0	0
4	1	2	5	0-0	0	0	0	0-0	0	M.Pennel	1	0	1	1	0-0	0	0	0	0-0	0
3	2	0	5	0-0	0	0	0	0-0	1	B.Raji	0	1	0	1	0-0	0	0	0	0-0	0
3	1	2	4	1-8	1	1	0	0-0	0	L.Gloun	0	0	0	0	0-0	1	0	0	0-0	0
2	2	0	4	0-0	0	0	0	0-0	0	Totals	50	16	10	66	3-15	3	1	1	0-0	3

GREEN BAY DEFENSIVE STATISTICS (Official)

UT A TEL TT Sck QBH FF FB Int PD											UT A TEL TT Sck QBH FF FB Int PD										
J.Ryan	8	1	1	9	0-0	0	0	1	0-0	0	M.Hyde	1	2	1	3	1-3	0	0	0	0-0	0
M.Burnett	7	1	1	8	0-0	0	0	0	0-0	0	M.Neal	2	0	1	2	0-0	0	0	0	0-0	0
H.Clinton-Dix	7	0	1	7	1-4	0	0	0	0-0	0	J.Thomas	2	0	0	2	0-0	1	0	0	0-0	0
C.Hayward	5	1	0	6	0-0	0	0	0	0-0	1	D.Jones	1	1	0	2	0-0	0	0	0	0-0	0
Q.Rollins	3	3	0	6	0-0	0	0	0	0-0	1	J.Elliott	1	0	0	1	0-0	0	0	0	0-0	0
M.Daniels	4	1	2	5	0-0	0	0	0	0-0	0	M.Pennell	1	0	1	1	0-0	0	0	0	0-0	0
S.Shields	3	2	0	5	0-0	0	0	0	0-0	1	B.Raji	0	1	0	1	0-0	0	0	0	0-0	0
J.Peppers	3	1	2	4	1-8	1	1	0	0-0	0	L.Guion	0	0	0	0	0-0	1	0	0	0-0	0
C.Matthews	2	2	0	4	0-0	0	0	0	0-0	0	Totals	50	16	10	66	3-15	3	1	1	0-0	3

Green Bay Packers														Detroit Lions													
RUSHING					ATT					RUSHING					ATT												
		YDS	AVG	LG	TD			YDS	AVG	LG	TD			YDS	AVG	LG	TD			YDS	AVG	LG	TD				
A.Rodgers	4	27	6.8	171	1	A.Abdullah	13	67	5.2	36	0	J.Crockett	5	22	4.4	12	0	M.Stafford	2	22	11.0	12	0				
J.Starks	9	15	1.7	6	0	J.Bell	8	5	0.6	6	0	T.Ridick	1	4	4.0	4	0	J.Bell	4	5	1.3	1	0				
E.Lacy	5	4	0.8	2	0	G.Tate	1	3	3.0	3	0	R.Cobb	1	-1	-1.0	-1	0	G.Tate	1	3	3.0	3	0				
R.Cobb	1	-1	-1.0	-1	0	Total	25	101	4.0	36	0	Total	24	273	3.67	2.8	1	Total	25	101	4.0	36	0				
Total	24	67	2.8	17	1	PASSING	ATT	CMP	YDS	SKYD	TD	LG	IN	RT	PASSING	ATT	CMP	YDS	SKYD	TD	LG	IN	RT				
A.Rodgers	36	24	273	3.67	2	61t	1	96.2	M.Stafford	35	23	220	3.15	2	29	0	102.1	A.Abdullah	1	1	24	24.0	24	0			
Total	36	24	273	3.67	2	61t	1	96.2	Total	35	23	220	3.15	2	29	0	102.1	Total	35	23	220	3.15	2	29			
PASS RECEIVING														PASS RECEIVING													
	NO	YDS	AVG	LG	TD		NO	YDS	AVG	LG	TD		NO	YDS	AVG	LG	TD		NO	YDS	AVG	LG	TD				
R.Rodgers	9	116	12.9	61t	1	G.Tate	8	63	7.9	13	0	T.Ridick	3	27	9.0	13	0	C.Fuller	1	15	15.0	15	1				
J.Starks	4	26	6.5	25	0	J.Bell	3	41	13.7	20	0	T.Ridick	3	27	9.0	13	0	C.Fuller	1	15	15.0	15	1				
R.Cobb	2	73	36.5	16	0	T.Johnson	3	47	15.7	20	0	T.Johnson	3	47	15.7	20	0	T.Johnson	3	47	15.7	20	0				
D.Adams	4	21	5.3	8	0	J.Bell	2	25	12.5	16	0	J.Bell	2	25	12.5	16	0	J.Bell	2	25	12.5	16	0				
J.Jones	1	19	19.0	19	1	E.Hron	2	9	4.5	8	0	E.Hron	2	9	4.5	8	0	E.Hron	2	9	4.5	8	0				
J.Abbrederis	1	16	16.0	16	0	C.Fuller	1	15	15.0	15	1	C.Fuller	1	15	15.0	15	1	C.Fuller	1	15	15.0	15	1				
E.Lacy	-3	-3	-3.0	-3	0	Total	23	220	9.6	29	2	Total	23	220	9.6	29	2	Total	23	220	9.6	29	2				
Total	24	273	11.4	61	2	INTERCEPTIONS	NO	YDS	AVG	LG	TD	INTERCEPTIONS	NO	YDS	AVG	LG	TD	INTERCEPTIONS	NO	YDS	AVG	LG	TD				

INTERCEPTIONS										INTERCEPTIONS									
NO	YDS	AVG	LG	TD	NO	YDS	AVG	LG	TD	NO	YDS	AVG	LG	TD	NO	YDS	AVG	LG	TD
0	0	0.0	0	0	0	0	0.0	0	0	0	0	0.0	0	0	1	24	24.0	24	0
Total	0	0	0.0	0	0	0	0.0	0	0	0	0	0.0	0	0	1	24	24.0	24	0

PUNTING										PUNTING									
NO	YDS	AVG	NET	TB	IN20	LG	NO	YDS	AVG	NET	TB	IN20	LG	NO	YDS	AVG	NET	TB	IN20
6	286	47.7	44.3	1	1	62	6	274	45.7	45.7	0	2	56	6	274	45.7	45.7	0	2
Total	6	286	47.7	44.3	1	62	Total	6	274	45.7	45.7	0	2	6	274	45.7	45.7	0	2

PUNT RETURNS										PUNT RETURNS									
NO	YDS	AVG	FC	LG	TD	NO	YDS	AVG	FC	LG	TD	NO	YDS	AVG	FC	LG	TD	NO	YDS
0	0	0.0	5	0	0	0	0	0.0	5	0	0	0	0	0.0	2	0	0	0	0
(downed)	1	0	0.0	0	0	0	(out of bounds)	2	0	0.0	0	0	0	0.0	0	0	0	0	0
Returns	0	0	0.0	5	0	0	Returns	1	0	0.0	0	0	0	0.0	2	0	0	0	0

KICK RETURNS										KICK RETURNS									
NO	YDS	AVG	FC	LG	TD	NO	YDS	AVG	FC	LG	TD	NO	YDS	AVG	FC	LG	TD	NO	YDS
2	46	23.0	0	24	0	2	46	23.0	0	24	0	2	51	25.5	0	0	0	2	51
J.Janis	2	46	23.0	0	24	0	J.Abdullah	2	51	25.5	0	0	2	51	25.5	0	0	2	51
M.Hyde	1	15	15.0	0	15	0	(back)	2	0	0.0	0	0	2	0	0.0	0	0	2	0
(back)	3	0	0.0	0	0	0	Returns	2	51	25.5	0	26	0	51	25.5	0	26	0	51
Returns	3	61	20.3	0	24	0	Returns	2	51	25.5	0	26	0	2	51	25.5	0	26	0

TOTAL FIRST DOWNS				TOTAL RETURN YARDS (not inc. kickoffs)			
	Visitor	Home		Visitor	Home		
	Packers	Lions		Packers	Lions		
By Rushing.....	19	17	Fgs - Pats had blocked.....	0-0	0-0		
By Passing.....	5	6	Net Punting Average.....	44.3	45.7		
By Penalty.....	11	11					
THIRD-DOWN EFFICIENCY.....	3	0	No. and Yards Punt Returns.....	0-0	1-0		
	3-12-25%	6-16-38%	No. and Yards Kickoff Returns.....	3-61	2-51		
FOURTH-DOWN EFFICIENCY.....	1	0	No. and Yards Interception Returns.....	1-1	1-24		
	1-1-100%	1-1-100%					



GAME 13

He's calling the plays again in Green Bay

Cowboys.

and short-yardage situations. The defense and running game came up with big plays in the fourth quarter

called it a tough personal decision to make with a long time assistant.

The Cowboys (4-9) suffered a setback to their chances of winning the mediocre NFC East

off the ball

Dallas also had success on the ground, with Darren McFadden running for 111 yards on

But the Cowboys' passing game struggled.

hands was intercepted in the end zone by Sam Shields in the first quarter.

last season during the Cowboys' loss to the Packers

Dallas was forced to punt. Green Bay scored on its next possession on Rodgers' 3-yard touchdown pass to tight end Richard Rodgers to make

That was it for Green Bay's offense until a 12-play, 84-yard drive

The Packers ran out the clock from there. Green Bay finished with 230 rushing yards on 44 carries, led by Lacy's 24 attempts.

OFFICIALS — Referee: Brad Allan (400). Umpires: Eric Brown (44), Hood Lineberger, Jim Molla (48), Jim Judas, Thomas Cummond

JUDGE: IOM HIL (9/), Field Judge: Doug Rosenbaum (6/), Back Judge: Shawn Hochuli (03), Replay Official: Jim Capelina

STARTING LINEUPS

Offense	Defense	Offense	Defense
1. <i>Offense 1</i>	1. <i>Defense 1</i>	2. <i>Offense 2</i>	2. <i>Defense 2</i>
3. <i>Offense 3</i>	3. <i>Defense 3</i>	4. <i>Offense 4</i>	4. <i>Defense 4</i>
5. <i>Offense 5</i>	5. <i>Defense 5</i>	6. <i>Offense 6</i>	6. <i>Defense 6</i>
7. <i>Offense 7</i>	7. <i>Defense 7</i>	8. <i>Offense 8</i>	8. <i>Defense 8</i>
9. <i>Offense 9</i>	9. <i>Defense 9</i>	10. <i>Offense 10</i>	10. <i>Defense 10</i>
11. <i>Offense 11</i>	11. <i>Defense 11</i>	12. <i>Offense 12</i>	12. <i>Defense 12</i>
13. <i>Offense 13</i>	13. <i>Defense 13</i>	14. <i>Offense 14</i>	14. <i>Defense 14</i>
15. <i>Offense 15</i>	15. <i>Defense 15</i>	16. <i>Offense 16</i>	16. <i>Defense 16</i>
17. <i>Offense 17</i>	17. <i>Defense 17</i>	18. <i>Offense 18</i>	18. <i>Defense 18</i>
19. <i>Offense 19</i>	19. <i>Defense 19</i>	20. <i>Offense 20</i>	20. <i>Defense 20</i>
21. <i>Offense 21</i>	21. <i>Defense 21</i>	22. <i>Offense 22</i>	22. <i>Defense 22</i>
23. <i>Offense 23</i>	23. <i>Defense 23</i>	24. <i>Offense 24</i>	24. <i>Defense 24</i>
25. <i>Offense 25</i>	25. <i>Defense 25</i>	26. <i>Offense 26</i>	26. <i>Defense 26</i>
27. <i>Offense 27</i>	27. <i>Defense 27</i>	28. <i>Offense 28</i>	28. <i>Defense 28</i>
29. <i>Offense 29</i>	29. <i>Defense 29</i>	30. <i>Offense 30</i>	30. <i>Defense 30</i>
31. <i>Offense 31</i>	31. <i>Defense 31</i>	32. <i>Offense 32</i>	32. <i>Defense 32</i>
33. <i>Offense 33</i>	33. <i>Defense 33</i>	34. <i>Offense 34</i>	34. <i>Defense 34</i>
35. <i>Offense 35</i>	35. <i>Defense 35</i>	36. <i>Offense 36</i>	36. <i>Defense 36</i>
37. <i>Offense 37</i>	37. <i>Defense 37</i>	38. <i>Offense 38</i>	38. <i>Defense 38</i>
39. <i>Offense 39</i>	39. <i>Defense 39</i>	40. <i>Offense 40</i>	40. <i>Defense 40</i>
41. <i>Offense 41</i>	41. <i>Defense 41</i>	42. <i>Offense 42</i>	42. <i>Defense 42</i>
43. <i>Offense 43</i>	43. <i>Defense 43</i>	44. <i>Offense 44</i>	44. <i>Defense 44</i>
45. <i>Offense 45</i>	45. <i>Defense 45</i>	46. <i>Offense 46</i>	46. <i>Defense 46</i>
47. <i>Offense 47</i>	47. <i>Defense 47</i>	48. <i>Offense 48</i>	48. <i>Defense 48</i>
49. <i>Offense 49</i>	49. <i>Defense 49</i>	50. <i>Offense 50</i>	50. <i>Defense 50</i>
51. <i>Offense 51</i>	51. <i>Defense 51</i>	52. <i>Offense 52</i>	52. <i>Defense 52</i>
53. <i>Offense 53</i>	53. <i>Defense 53</i>	54. <i>Offense 54</i>	54. <i>Defense 54</i>
55. <i>Offense 55</i>	55. <i>Defense 55</i>	56. <i>Offense 56</i>	56. <i>Defense 56</i>
57. <i>Offense 57</i>	57. <i>Defense 57</i>	58. <i>Offense 58</i>	58. <i>Defense 58</i>
59. <i>Offense 59</i>	59. <i>Defense 59</i>	60. <i>Offense 60</i>	60. <i>Defense 60</i>
61. <i>Offense 61</i>	61. <i>Defense 61</i>	62. <i>Offense 62</i>	62. <i>Defense 62</i>
63. <i>Offense 63</i>	63. <i>Defense 63</i>	64. <i>Offense 64</i>	64. <i>Defense 64</i>
65. <i>Offense 65</i>	65. <i>Defense 65</i>	66. <i>Offense 66</i>	66. <i>Defense 66</i>
67. <i>Offense 67</i>	67. <i>Defense 67</i>	68. <i>Offense 68</i>	68. <i>Defense 68</i>
69. <i>Offense 69</i>	69. <i>Defense 69</i>	70. <i>Offense 70</i>	70. <i>Defense 70</i>
71. <i>Offense 71</i>	71. <i>Defense 71</i>	72. <i>Offense 72</i>	72. <i>Defense 72</i>
73. <i>Offense 73</i>	73. <i>Defense 73</i>	74. <i>Offense 74</i>	74. <i>Defense 74</i>
75. <i>Offense 75</i>	75. <i>Defense 75</i>	76. <i>Offense 76</i>	76. <i>Defense 76</i>
77. <i>Offense 77</i>	77. <i>Defense 77</i>	78. <i>Offense 78</i>	78. <i>Defense 78</i>
79. <i>Offense 79</i>	79. <i>Defense 79</i>	80. <i>Offense 80</i>	80. <i>Defense 80</i>
81. <i>Offense 81</i>	81. <i>Defense 81</i>	82. <i>Offense 82</i>	82. <i>Defense 82</i>
83. <i>Offense 83</i>	83. <i>Defense 83</i>	84. <i>Offense 84</i>	84. <i>Defense 84</i>
85. <i>Offense 85</i>	85. <i>Defense 85</i>	86. <i>Offense 86</i>	86. <i>Defense 86</i>
87. <i>Offense 87</i>	87. <i>Defense 87</i>	88. <i>Offense 88</i>	88. <i>Defense 88</i>
89. <i>Offense 89</i>	89. <i>Defense 89</i>	90. <i>Offense 90</i>	90. <i>Defense 90</i>
91. <i>Offense 91</i>	91. <i>Defense 91</i>	92. <i>Offense 92</i>	92. <i>Defense 92</i>
93. <i>Offense 93</i>	93. <i>Defense 93</i>	94. <i>Offense 94</i>	94. <i>Defense 94</i>
95. <i>Offense 95</i>	95. <i>Defense 95</i>	96. <i>Offense 96</i>	96. <i>Defense 96</i>
97. <i>Offense 97</i>	97. <i>Defense 97</i>	98. <i>Offense 98</i>	98. <i>Defense 98</i>
99. <i>Offense 99</i>	99. <i>Defense 99</i>	100. <i>Offense 100</i>	100. <i>Defense 100</i>

RB	20	D. McFadden	FS	31	B. Jones	RB	27	E. Lacy	SS	42	M. Burnett
----	----	-------------	----	----	----------	----	----	---------	----	----	------------

WR 88 T.Montgomery.

FIELD GOALS (made () & missed)

Packers	4	2:46	E.Lacy 1 yd. run (M.Crosby kick) (4-38, 0:25)	7	28
---------	---	------	---	---	----

GREEN BAY DEFENSIVE STATISTICS (official)

J.Elliott	2	0	1	2	1-7	1	0	0	0-0	1
-----------	---	---	---	---	-----	---	---	---	-----	---

Total	19	200	10.5	22	1	Total	22	218	9.9	24	2
-------	----	-----	------	----	---	-------	----	-----	-----	----	---

	Reurns	Reurns
3	-9	62.0
2	0	0
1	4	13
0	3.3	0
0	9	0

M.Hyde		1	0	0	0	0	0	0	0	0	1
--------	--	---	---	---	---	---	---	---	---	---	---

Had Blocked	0	0	:
-------------------	---	---	---

OAKLAND, Calif. -- After losing four of five games during a rare midseason slump, the Green Bay Packers are back where they usually are this time of year: headed to the playoffs.

Aaron Rodgers threw a touchdown pass and Lamarrion Randall returned an interception for another score to help the Packers beat the Oakland Raiders 30-20 on Sunday, after Green Bay clinched a franchise-record seventh straight postseason spot.

The Packers (10-4) clinched the postseason in the first quarter when the New York Giants lost to Carolina.

But the Packers still have their eyes set on a division title and they remained one game ahead of Minnesota in the NFC North. But the Packers still have plenty of work to do before January. They failed to get into the end zone on their final four red-zone trips and blew a 14-point lead before recovering for the win. But they aren't concerned with those problems right now.

Delek Carr threw two nearly interceptions to put Oakland (6-6) in a hole, but then had a pair of touchdown passes to Amari Cooper. It wasn't enough as the Raiders were eliminated from playoff contention for the 13th straight season.

The Packers built a 14-0 lead with defense and then had to win it behind Rodgers and the offense. Green Bay fell behind 20-17 midway through the third quarter on Carr's second touchdown pass to Cooper.

The Oakland lead was short-lived as Jeff Janis returned the ensuing kickoff to the 47. Three plays later, former Raider James Jones beat a busted coverage for a 30-yard touchdown catch.

Rodgers engineered a 19-play field goal drive on Green Bay's next possession and Mason Crosby's third field goal made it 30-20 with 4:25 left to put the Packers in control.

The highlight for the Raiders was rookie Cooper cracking the 1,000-yard milestone, as he caught six passes for 120 yards. He reached the mark on a 41-yard catch in the third quarter, becoming the first Oakland player with 1,000 yards receiving since Randy Moss in 2005. That was the longest

The rest of the accolades went to the Packers, who got 2½ sacks from Julius Peppers to win their third straight game.

Carr threw two interceptions in the first quarter to set up Green Bay touchdowns. Micah Hyde's interception set up the Packers at the 18 and John Kuhn ran it in from the 5 for the first score.

Carr's next pass was high to Seth Roberts and Randall returned it 43 yards for a touchdown that made it 14-0. The Raiders rallied with a pair of field goals in the second quarter, but the Packers still looked to be in control as they drove into scoring range.

Rut Benson Mayowa forced and recovered a fumble by James Starks at the Oakland 21 with 1:22 to go and Carr connected on a 19-yard TD pass late in the half.

to Cooper four plays later to make it 14-13 at the half.

OFFICIALS — Referee: Walt Anderson (66); Umpire: Butch Hannah (40); Head Linesman: Steve Stelljes (22); Line Judge: Byron Boston (18);

Side Judge: Laird Hayes (125); Field Judge: Eugene Hall (103); Back Judge: Todd Prukop (30); Replay Official: Billy Smith

Side Judge: Laird Hayes (125); Field Judge: Eugene Hall (103); Back Judge: Todd Prukop (30); Replay Official: Billy Smith

STARTING LINEUPS

Green Bay Packers

WR	Offense	Defense	WR	Offense	Defense
17	D Adams	NT	90	B Raji	DE
LT	69 D Bakhtiari	DT	76 M Daniels	DT	96 Dauteriv
LG	71 J Sifton	LOLB	56 J Peppers	DT	90 Williams
C	73 J Jeter	BLB	47 J Ryan	NT	78 J Ellis
RG	70 T Lang	MLB	52 C Matthews	DE	97 M Edwards
RT	75 B Bulaga	ROLB	96 M Neal	OLB	50 K Mack
WR	89 J Jones	LCB	24 O Rollins	LT	52 C Iton
WR	18 R Cobb	RCB	23 D Randall	OLB	53 S Smith
CB	12 A Rodgers	CB	29 C Hayward	CB	29 D Amerson
WR	27 E Lacy	SS	42 M Burnett	CB	38 T Carter
FB	30 J Kuhn	FS	21 H Clinton-Dix	RB	28 L Murray
GREEN BAY SUBSTITUTIONS — K C M Crosby, P T Masthay, PB 22 A Ripkowski, S 32 C Bantz, DB 33 M Hyde, CB 38 L Gainer, CB 39 D Goodson, RB 44 J Starks, LB 48 J Thomas, LB 51 N Palmer, LB 53 M Perry, LS 61 B Goode, G 65 L Taylor, T 67 D Barclay, TE 80 J Perello, TE 82 R Rodgers, WR 83 J Jans, WR 84 A Abderhals, LB 91 J Elliott, DE 95 D Jones, DT 96 L Guion, DID NOT PLAY — DB 16 S Tozlen, C 63 Unlesky, INACTIVES — DB 7 B Hundley, CB 37 S Shields, RB 38 J Crockett, LB 55 A Mulumba, G 79 J Walker, TE 86 K Backman, RB 88 T Montgomery.					

FIELD GOALS (made () & missed)

[illegible]

GREEN BAY DEFENSIVE STATISTICS (official)

	UT	A	TFL	IT	Sek	QBH	FE	ER	Int	PD
M.Burnett	8	2	1	0	-0-0	0	0	0	-0-0	3
D.Randall	7	2	0	9	-0-0	0	0	0	-1-3	2
J.Ryan	8	1	0	-0-0	0	0	0	0	-0-0	0
O.Rollins	5	1	0	6	-0-0	0	0	0	-0-0	3
C.Hayward	3	1	0	5	-0-0	0	0	0	-0-0	1
J.Peppers	3	1	2	4	5-21	0	0	0	-0-0	0
H.Dennis	2	2	0	4	-0-0	1	0	0	-0-0	0
M.Dennis	3	0	0	4	-0-0	1	0	0	-0-0	0
H.Climton-Dix	3	0	2	3	0-5-3	1	0	0	-0-0	0
N.Meal	3	0	2	3	0-5-3	1	0	0	-0-0	0
Totals	49	13	5	62	3-24	5	0	0	2-77	10

Green Bay Packers													Oakland Raiders																										
RUSHING			ATT		YDS		AVG		LG		TD		RUSHING			ATT		YDS		AVG		LG		TD															
J.Starks	9	51	5.7	25	0								L.Murray	21	78	3.7	22	0																					
E.Lacy	11	23	2.1	8	0								D.Carr	4	42	10.5	19	0																					
R.Cobb	4	18	4.5	6	0																																		
J.Kuhn	3	12	4.0	51	1																																		
A.Rodgers	1	-1	-1.0	-1	0																																		
Total	28	103	3.7	25	1								Total	25	120	4.8	22	0																					
PASSING			ATT		CMP		YDS		SK/YD		TD		PASSING			ATT		CMP		YDS		SK/YD		TD															
A.Rodgers	39	22	204	2/14	1	301	1	68.8					D.Carr	47	23	276	3/24	2	41	2	63.8																		
Total	39	22	204	2/14	1	301	1	68.8					Total	47	23	276	3/24	2	41	2	63.8																		
PASS RECEIVING			NO		YDS		AVG		LG		TD		PASS RECEIVING			NO		YDS		AVG		LG		TD															
J.Jones	6	82	13.7	301	1								A.Cooper	6	120	20.0	41	0																					
R.Cobb	5	40	8.0	23	0								M.Crabtree	6	70	11.7	23	0																					
D.Adams	3	32	6.4	8	0								M.Rice	3	37	12.3	29	0																					
J.Abderhals	3	33	11.0	15	0								M.Rivers	3	20	6.7	14	0																					
R.Rodgers	3	7	7.0	7	0								A.Holmes	2	17	8.5	11	0																					
J.Starks	1	5	5.0	5	0								C.Walford	2	10	5.0	6	0																					
P.Pellio	1	5	5.0	5	0								L.Murray	1	2	2.0	2	0																					
Total	22	204	9.3	30	1								Total	23	276	12.0	41	2																					
INTERCEPTIONS			NO		YDS		AVG		LG		TD		INTERCEPTIONS			NO		YDS		AVG		LG		TD															
D.Randall	1	43	43.0	431	1								D.Amereson	1	1	1.0	1	0																					
M.Hyde	1	34	34.0	34	0																																		
Total	2	77	38.5	43	1								Total	1	1	1.0	1	0																					
PUNTING			NO		YDS		AVG		NET		TB		IN20		LG		PUNTING			NO		YDS		AVG		NET		TB		IN20		LG							
J.M.Washtay	4	211	52.8	48.5	1	0	57						M.King	5	217	43.4	38.6	0	2	60																			
Total	4	211	52.8	48.5	1	0	57						Total	5	217	43.4	38.6	0	2	60																			
PUNT RETURNS			NO		YDS		AVG		FC		LG		TD		PUNT RETURNS			NO		YDS		AVG		FC		LG		TD											
M.Hyde	2	24	12.0	0	14	0							J.Ross	2	-3	-1.5	0	-1	0																				
(downed)	2	0	0.0	0	0	0							(downed)	1	0	0.0	0	0	0																				
(out of bounds)	1	0	0.0	0	0	0							(back)	1	0	0.0	0	0	0																				
Returns	2	24	12.0	0	14	0							Returns	2	-3	-1.5	0	0	0																				
KICK RETURNS			NO		YDS		AVG		FC		LG		TD		KICK RETURNS			NO		YDS		AVG		FC		LG		TD											
J.Janis	4	108	27.0	0	47	0							T.Jones	4	92	23.0	0	33	0																				
J.Kuhn	1	9	9.0	0	9	0							(back)	3	0	0.0	0	0	0																				
Returns	5	117	23.4	0	47	0							Returns	4	92	23.0	0	33	0																				
FUMBLES			Own		Opp		Out		FUMBLES			Own		Opp		Out																							
FumLost	1	1	0	0	0	0	0	0	0	0	0	0	FumLost	0	0	0	0	1	1	0	0	0	0	0	0	0	0	0	0	0									
J.Starks	1	1	0	0	0	0	0	0	0	0	0	0	B.Mayo/ova	0	0	0	0	1	1	0	0	0	0	0	0	0	0	0	0	0									
Total	1	1	0	0	0	0	0	0	0	0	0	0	Total	0	0	0	0	1	1	0	0	0	0	0	0	0	0	0	0	0									
Visitor													Home																										
Packers													Raiders																										
TOTAL FIRST DOWNS													18	20	8					TOTAL FIRST DOWNS													18	20	8				
By Rushing													13							By Rushing													13						
By Passing													11	10						By Passing													11	10					
By Penalty													4	2						By Penalty													4	2					
THIRD-DOWN EFFICIENCY													4-13-31%	5-17-29%					THIRD-DOWN EFFICIENCY													4-13-31%	5-17-29%						
FOURTH-DOWN EFFICIENCY													0-0-0%	1-4-25%					FOURTH-DOWN EFFICIENCY													0-0-0%	1-4-25%						
TOTAL NET YARDS													293	372					TOTAL NET YARDS													293	372						
Total Offensive Plays													69	75					Total Offensive Plays													69	75						
Average gain per offensive play													4.2	5.0					Average gain per offensive play													4.2	5.0						
NET YARDS RUSHING													103	120					NET YARDS RUSHING													103	120						
Total Rushing Plays													28	25					Total Rushing Plays													28	25						
Average gain per rushing play													3.7	4.8					Average gain per rushing play													3.7	4.8						
Tackles for a loss-number and yards													3-5	3-6					Tackles for a loss-number and yards													3-5	3-6						
NET YARDS PASSING													190	252					NET YARDS PASSING													190	252						
Times thrown - yards lost att. to pass.													2-14	3-24					Times thrown - yards lost att. to pass.													2-14	3-24						
Gross yards passing													204	276					Gross yards passing													204	276						
PASS ATT-COMP-INT													39-22-1	47-23-2					PASS ATT-COMP-INT													39-22-1	47-23-2						
Average gain per pass play													4.6	5.0					Average gain per pass play													4.6	5.0						
KICKOFFS Number-In-EZ-Touchbacks													7-5-3	5-2-0					KICKOFFS Number-In-EZ-Touchbacks													7-5-3	5-2-0						
PUNTS Number and Average													4-52.8	5-43.4					PUNTS Number and Average													4-52.8	5-43.4						
Had Blocked													0	0					Had Blocked													0	0						

GLENDAL, Ariz. - The Arizona Cardinals flattened Aaron Rodgers and the Green Bay Packers on Sunday.

The Cardinals cooked Rodgers eight times and returned two of his fumbles for touchdowns in a dominant 28-0 victory. That makes it nine straight wins for the Cardinals, who think they're still gaining steam.

The Cardinals sacked Denver's eight linemen and returned two of his fumbles for touchdowns in a dominant 30-0 victory. Carson Palmer threw for 257 yards and two touchdowns for the Cardinals (13-2). The winning streak is the franchise's longest since the 1948 Chicago Cardinals won 10 in a row.

Chicago Cardinals won 10 in a row.

Green Bay was without starting left tackle David Bakhtian with an injury and lost starting right tackle Bryan Bulaga to an ankle injury during the game.

So the Packers (10-5) were in no position to slow the rout.

In all, Packers quarterback was sacked nine times in their most one-sided loss of the season. Dwight Freeney had three and Campbell 2%. Cory Redding rambled 36 yards with one of the fumbles for a score, and Jerrard Powers took another 5 yards for a touchdown.

The Packers dropped into a tie with Minnesota for the NFC North lead when the Vikings cruised to a 49-17 victory over the New York Giants on Sunday night. Green Bay hosts Minnesota in its regular-season finale next Sunday.

The nine sacks were the most for the Cardinals since they had 10 against Philadelphia on Dec. 7, 1986, two years before the franchise moved to Arizona.

Palmer completed 18 of 27 passes and was intercepted once. Michael Floyd caught six passes for 111 yards for the Cardinals, who entered the game with the NFL's No. 1-ranked offense.

Rodgers was 15 for 28 for 151 yards and a touchdown with one interception. The game was close until a big reversal of fortune in the final minute of the first half.

With Arizona leading 10-0, Palmer attempted to lob a screen pass to David Johnson near the line of scrimmage but Mike Daniels, the Packers 6-foot, 310-pound defensive tackle, picked it off and Green Bay had the ball on the Arizona 15.

But on third-and-goal at the 10, Justin Betha stepped in front of intended receiver James Jones and intercepted the pass in the end zone. Rodgers' seventh interception of the season gave the Cardinals the ball at the 20 with 57 seconds to play.

A 4-yard pass to Floyd advanced the ball to the 33 and two more completions, plus a defensive-holding call, set up Palmer's 7-yard scoring pass to John Brown, putting Arizona ahead 17-0.

Things just got worse for the Packers from there. On the first play from scrimmage in the second half, Green Bay's James Starks fumbled and Powers recovered at the Packers' 28. Palmer threw

14 yards to Floyd, and then Johnson ran 14 yards for a score to make it 24-0. The 6-foot-4, 318-pound Redding's TD made it 31-0.

OFFICIALS — Referee: Terry McAulay (77). Umpire: Bryan Neale (92). Head Linesman: Derrick Bowers (74). Line judge: Tom Stephan (120). Field judge: Doug Rosenbaum (67). Back judge: Gregory Steed (12). Replay Official: Earlie Frantz (120). Judge: Jonah Monroe (120).

Judge: Jonah Monroe (120); Field Judge: Doug Rosenbaum (67); Back Judge: Gregory Steed (12); Replay Official: Earnie Frantz

STARTING LINEUPS

Green Bay Packers

Offense		Defense		Offense		Defense	
WR	17 D.Adams	NOSE	90 B.Raji	WR	11 L.Fitzgerald	DT	93 C.Campbell
LT	67 D.Barclay	DT	76 M.Daniels	LT	68 J.Veldheer	NT	95 R.Gunter
LG	71 J.Ston	LOLB	56 J.Peppers	LG	76 M.Lunati	DT	92 F.Rucker
C	63 C.Insley	BLB	57 J.Ryan	C	63 L.Sendlein	SAM	44 M.Golden
RG	70 T.Ilaru	MLB	52 C.Matthews	RG	62 T.Larsen	SLB	20 D.Bucannon

	Offense	Defense
WR	11 L.Fitzgerald	DT 93 C.Campbell
LT	68 J.Veldheer	NT 95 R.Gunter
LG	76 M.Iupati	DT 92 F.Rucker
C	62 L.Sendlein	SAM 44 M.Golden
RG	63 T.Larsen	SLB 20 D.Bucannon

GREEN BAY SUBSTITUTIONS — K 2 M.Crosby, P 8 T.Masthay, QB 16 S.Tolzien, FB 22 A.Ripkowski, S 32 C.Banjo, DB 33 M.Hyde, CB 36

Gilson, **INACTIVE** — OB: B Hundey, OB 37 S Shields, LB 55 A Mulumba, T 69 D Bhattarai, TE 80 J Perillo, TE 86 K Backman, LB 91 J Elliott, G 66 L Taylor, C/G 73 J Tetter, G 79 J Walker, TE 81 A Quarless, TE 82 R Thomas, WR 83 J Jams, WR 84 J Abderdelles, DE 95 D Jones, DT 98 L Gunter, RB 38 J Crockett, OB 39 D Goodson, RB 44 J Starks, LB 48 J Holmes, LB 51 N Palmer, LB 55 N Perry, LB 59 L Royato, DT 64 M Penner

L. Guion. **INACTIVES** — QB 7 B.Hundley, CB 37 S.Shields, LB 55 A.Mulumba, T 69 D.Bakhtiari, TE 80 J.Perillo, TE 86 K.Backman, LB 91 J.Elliott.

FIELD GOALS (made () & missed)

C. Catanzaro (19)

VISITOR:	1	2	3	4	OT	Total
Green Bay Packers	0	0	8	0	0	8
HOME:	0	17	21	0	0	38
Arizona Cardinals						

Team	Qtr	Time	Play Description (Extra Point/Drive Info)	Visitor	Home
Cardinals	1	14:07	L Fitzgerald 3 yd. pass from C. Palmer (C. Catanzaro kick) (7-50, 3:30).	0	7
Cardinals	2	5:48	C. Catanzaro 19 yd. Field Goal (9-72, 5:02).	0	10
Cardinals	2	0:06	J. Brown 7 yd. pass from C. Palmer (C. Catanzaro kick) (7-90, 0:51).	0	17
Cardinals	3	9:34	D. Johnson 14 yd. run (C. Catanzaro kick) (2-28, 0:47).	0	24
Cardinals	3	4:02	C. Redding 36 yd. fumble return (C. Catanzaro kick).	0	31
Packers	3	6:31	E. Lacy 28 yd. pass from A. Rodgers (A. Rodgers-Jones pass) (6-80, 3:03).	8	36
Packers	3	3:05	J. Powers 7 yd. fumble return (C. Catanzaro kick).	8	31

GREEN BAY DEFENSIVE STATISTICS (official)

	UT A								UT I							
	TEL	TI	Sck	QBH	EE	ER	Int	PD	TEL	TI	Sck	QBH	EE	ER	Int	PD
M.Burnett	8	2	1	10	0-0	0	0	1	0-0	1						
D.Randall	5	1	0	6	0-0	0	0	0	0-0	0						
J.Ryan	2	4	0	6	0-0	0	0	0	0-0	0						
L.Guan	2	4	0	6	0-0	0	0	0	0-0	0						
O.Rollins	4	1	0	5	0-0	0	0	0	0-0	0						
D.Randall	4	0	0	4	0-0	0	0	0	0-0	0						
H.Clinton-Dix	3	0	0	3	0-0	0	0	0	0-0	1						
M.Daniels	3	0	2	3	0-0	0	1	1-6	1							
M.Pennell	3	0	1	3	1-0	0	1	0-0	0							
Totals	41	17	5	58	2-9	1	1	1-6	3							
N.Perry	3	0	0	3	0-0	0	0	0-0	0							
D.Jones	1	1	0	2	0-0	0	0	0-0	0							
M.Meal	1	1	0	2	1-9	0	0	0-0	0							
B.Rail	0	2	0	2	0-0	0	0	0-0	0							
J.Peppers	1	0	0	1	0-0	0	0	0-0	0							
J.Thomas	1	0	0	1	0-0	0	0	0-0	0							
C.Matthews	0	1	0	1	0-0	1	0	0	0-0	0						

Green Bay Packers													Arizona Cardinals																																																																																																																																																																																																																																																																																																																																																																																																																																																																																																																																
RUSHING		ATT	YDS	AVG	LG	TD	PASSING		ATT	CMP	YDS	SK/YD	TD	LG	INT	RT	RUSHING		ATT	YDS	AVG	LG	TD																																																																																																																																																																																																																																																																																																																																																																																																																																																																																																																						
E.Lacy	12	60	5.0	25	0	0	D.Chamber	27	18	265	29	2	47	19	1	107.6	K.Williams	7	44	5.5	19	0	0																																																																																																																																																																																																																																																																																																																																																																																																																																																																																																																						
A.Rodgers	3	19	6.3	10	0	0	D.Stanton	1	1	4	0/0	0	4	0	83.3	A.Elliington	8	40	5.0	16	0	0																																																																																																																																																																																																																																																																																																																																																																																																																																																																																																																							
J.Starks	3	11	3.7	6	0	0	Total	28	19	269	29	2	47	1	107.6	D.Johnson	9	39	4.3	14	1	0																																																																																																																																																																																																																																																																																																																																																																																																																																																																																																																							
T.Washay	1	7	7.0	7	0	0										D.Stanton	2	-2	-1.0																																																																																																																																																																																																																																																																																																																																																																																																																																																																																																																										
J.Kuhn	1	3	3.0	3	0	0																																																																																																																																																																																																																																																																																																																																																																																																																																																																																																																																							
R.Cobb	1	2	2.0	3	0	0																																																																																																																																																																																																																																																																																																																																																																																																																																																																																																																																							
S.Tolzren	1	0	0.0	0	0	0																																																																																																																																																																																																																																																																																																																																																																																																																																																																																																																																							
J.Crockett	4	-1	-0.3	5	0	0																																																																																																																																																																																																																																																																																																																																																																																																																																																																																																																																							
Total	26	101	3.9	IN	66.2	0	Total	26	121	4.7	TD	19	1																																																																																																																																																																																																																																																																																																																																																																																																																																																																																																																																
PASSING	ATT	CMP	YDS	SK/YD	TD	LG	INT	RT	PASSING	ATT	CMP	YDS	SK/YD	TD	LG	INT	RT	PASSING	ATT	CMP	YDS	SK/YD	TD																																																																																																																																																																																																																																																																																																																																																																																																																																																																																																																						
A.Rodgers	28	15	151	8/70	1	38	1	63.2	C.Phamer	27	18	265	29	2	47	1	107.6	A.Elliington	7	44	5.5	19	0																																																																																																																																																																																																																																																																																																																																																																																																																																																																																																																						
S.Tolzren	1	1	4	1/8	0	4	0	83.3	D.Stanton	1	1	4	0/0	0	4	0	83.3	D.Johnson	9	39	4.3	14	1																																																																																																																																																																																																																																																																																																																																																																																																																																																																																																																						
Total	29	16	155	9/78	1	38	1	67.5	Total	28	19	269	29	2	47	1	107.6	Total	2	-2	-1.0																																																																																																																																																																																																																																																																																																																																																																																																																																																																																																																								
PASS RECEIVING	NO	YDS	AVG	LG	TD	PASS RECEIVING		NO	YDS	AVG	LG	TD	PASS RECEIVING		NO	YDS	AVG	LG	TD	PASS RECEIVING		NO	YDS	AVG	LG	TD																																																																																																																																																																																																																																																																																																																																																																																																																																																																																																																			
J.Jones	5	46	9.2	17	0	J.Petersen	2	9	4.5	1	9	0	J.Petersen	2	9	4.5	1	9	0	J.Petersen	2	9	4.5	1	9																																																																																																																																																																																																																																																																																																																																																																																																																																																																																																																				
D.Adams	3	42	14.0	38	0	(down)	1	0	0.0	2	0	0	(down)	1	0	0.0	2	0	0	(down)	1	0	0.0	2	0																																																																																																																																																																																																																																																																																																																																																																																																																																																																																																																				
R.Cobb	3	15	5.0	8	0	Retuns	1	0	0.0	2	0	0	Retuns	1	0	0.0	2	0	0	Retuns	1	0	0.0	2	0																																																																																																																																																																																																																																																																																																																																																																																																																																																																																																																				
A.Quarless	2	17	8.5	13	0	KICK RETURNS	NO	YDS	AVG	FC	LG	TD	KICK RETURNS	NO	YDS	AVG	FC	LG	TD	KICK RETURNS	NO	YDS	AVG	FC	LG	TD																																																																																																																																																																																																																																																																																																																																																																																																																																																																																																																			
E.Lacy	1	28	28.0	28	1	J.Lanis	1	21	21.0	0	21	0	J.Lanis	1	21	21.0	0	21	0	J.Lanis	1	21	21.0	0	21																																																																																																																																																																																																																																																																																																																																																																																																																																																																																																																				
J.Abraders	1	5	5.0	5	0	D.Jones	1	9	9.0	0	9	0	D.Jones	1	9	9.0	0	9	0	D.Jones	1	9	9.0	0	9																																																																																																																																																																																																																																																																																																																																																																																																																																																																																																																				
R.Rodgers	1	28	28.0	28	1	(back)	5	0	0.0	0	0	0	(back)	5	0	0.0	0	0	0	(back)	5	0	0.0	0	0																																																																																																																																																																																																																																																																																																																																																																																																																																																																																																																				
Total	16	155	9.7	38	1	Retuns	2	30	15.0	0	21	0	Retuns	2	30	15.0	0	21	0	Retuns	2	30	15.0	0	21																																																																																																																																																																																																																																																																																																																																																																																																																																																																																																																				
INTERCEPTIONS	NO	YDS	AVG	LG	TD	INTERCEPTIONS	NO	YDS	AVG	LG	TD	INTERCEPTIONS	NO	YDS	AVG	LG	TD	INTERCEPTIONS	NO	YDS	AVG	LG	TD	INTERCEPTIONS	NO	YDS	AVG	LG	TD																																																																																																																																																																																																																																																																																																																																																																																																																																																																																																																
M.Daniels	1	6	6.0	6	0	FUMBLES	Fum	Lost	Rec	Yds	TD	FF	Rec	Yds	TDBds	FUMBLES	Fum	Lost	Rec	Yds	TD	FF	Rec	Yds	TDBds	FUMBLES	Fum	Lost	Rec	Yds	TD	FF	Rec	Yds	TDBds																																																																																																																																																																																																																																																																																																																																																																																																																																																																																																										
Total																																																																																																																																																																																																																																																																																																																																																																																																																																																																																																																																													</

LANDOVER, Md. - For Aaron Rodgers and the rest of the Green Bay Packers' offense, the first quarter of their playoff game Sunday looked quite similar to the stagnant way their regular season wound down.

Not a lot of progress. Not a lot of points. Not a lot of fun.

Rodgers opened the NFC wild-card game against the Washington Redskins by going 1 for 8, and the Packers' first four drives went: punt, safety, punt, punt. They gained all of 11 yards heading into the second period, and they trailed by double digits.

And then, spurred using the hurry-up approach he loves, Rodgers played like a two-time NFL MVP. Drawing defensive penalties with quick snaps, making adjustments at the line of scrimmage, and running the show the way few QBs can, Rodgers threw for a pair of TDs while Eddie Lacy and James Starks each ran for a score, and Green Bay came back to overwhelm the NFC East champion Redskins, 35-18.

That was missing in the Packers were losing their final two games and six of their last 10 after a 6-0 start, letting the NFC North title slip away. And it was missing early Sunday, when Washington grabbed an 11-0 lead.

Hodges finished the game 21 for 36 for 210 yards and no turnovers. Green Bay (11-6) will play at the No. 2 seed Arizona Cardinals on Saturday night. It's a rematch of a Week 16 game that Arizona dominated 38-8.

With the Packers and Seahawks joining the AFO's Pittsburgh Steelers and Kansas City Chiefs, it's the first time road teams went 4-0 in the wild-card round under the current NFL playoff format, which started in 1990.

Washington (9-8) had won four games in a row, but its season ends without a single victory over a team that finished with a winning record. Kirk Cousins made his first playoff start after a breakthrough season and was 29 for 46 for 329 yards. He threw for one touchdown, ran for another, lost one fumble and was sacked six times.

that gave the Packers a 17-11 halftime lead. Rodgers danced a little jig and threw some fist pumps. He went 5 for 6 for 68 yards on a drive that ended with a 12-yard TD pass to Randall Cobb. When he hit Darante Adams for a 10-yard touchdown

In the second half, the running game took over. After 17 yards at halftime, the Packers finished with 141 yards on 32 carries

OFFICIALS — Referee: Gene Steratore (114); Umpire: Butch Hannah (40); Head Linesman: Steve Stelljes (22); Line Judge: Mark Perlman (9);

Side Judge: Bob Waggoner (25); Field Judge: Eugene Hall (103); Back Judge: Todd Prukop (30); Replay Official: Paul Weidner

STARTING LINEUPS

Green Bay Packers				Washington Redskins			
Offense		Defense		Offense		Defense	
WR	89 J.Jones	NOSE	90 B.Raji	LDE	92 C.Baker		
LT	73 J.Treter	DT	76 M.Daniels	RDE	97 J.Hatcher		
LG	71 J.Stjohn	LOLB	96 M.Weale	LB	98 T.Knighton		
C	63 C.Kinsley	BLB	47 J.Ryan	SLB	93 T.Murphy		
RG	70 T.Lang	MLB	52 C.Matthews	MIKE	51 W.Compton		
RT	75 B.Bulgara	ROLB	56 J.Peggy	RT	54 M.Foster		
TE	82 R.Rodgers	LCB	23 D.Pendall	TE	86 J.Reed		
		DB	20 D.Dorsey	WR	62 J.Ryan		
				DB	69 J.Ryan		
				WR	91 R.Kirking		

GREEN BAY SUBSTITUTIONS — K 2 M.Crosby, P 8 T.Mestray, WH 17 F.Adams, FB 24 A.Ripkowski, S 32 C.Baino, DB 33 M.Hyde, CB 34 B.Bretznauer, WH 36 P.Gardner, CB 38 J.Crowder, SS 23 D.Hall, FB 30 J.Kuhn, FS 21 H.Climb-Dix, RB 46 A.Morris, CB 40 W.Blackmon, SS 23 D.Hall, FS 38 D.Goldson

36. **Gunter**, RB 38 J.**Crockett**, CB 39 J.**Goodson**, RB 44 J.**Starks**, LB 48 J.**Thomas**, LB 51 N.**Plummer**, LB 53 M.**Perry**, LB 55 A.**Mulumba**, LS 59
R. Lovato, DT 64 M.**Pennel**, G 65 L.**Taylor**, TG 67 D.**Barclay**, TE 81 A.**Quartess**, WR 83 J.**Janis**, WR 84 J.**Abdullah**, DE 95 D.**Jones**, DT 98 L.**Glavin**.
DID NOT PLAY — OB 16 S.**Tolzen**, **INACTIVE** — OB 7 B.**Hindley**, OB 37 S.**Shields**, T 69 D.**Beathman**, G 79 J.**Walker**, TE 80 J.**Perillo**, TE 86
K. Backman, LB 91 J.**Elliot**.

M.Crosby	(43) (29)	<u>FIELD GOALS (made) & missed</u>	D.Hopkin
----------	-----------	---	----------

VISITOR:	1	2	3	4	OT	Total
Green Bay Packers	0	17	7	11	0	35
HOME:	5	6	7	0	0	18
Washington Redskins						

Team	Qtr	Time	Play Description (Extra Point), Drive Info	Visitor	Home
Redskins	1	10:27	A Rodgers sacked in end zone by P Smith for a Safety.	0	2
Redskins	1	4:51	D Hopkins 25 yd. Field Goal (10-48, 5:36)	0	1
Redskins	2	13:02	J Reed 24 yd. pass from K Cousins (kick failed) (7-64, 3:22)	1	11
Redskins	2	9:04	R Cobb 12 yd. pass from A Rodgers (M Crosby kick) (9-60, 3:56)	0	1
Packers	2	0:28	A Rodgers 10 yd. pass from A Rodgers (M Crosby kick) (9-60, 1:54)	1	11
Packers	3	9:41	D Adams 10 yd. pass from A Rodgers (M Crosby kick) (9-60, 1:54)	1	10
Redskins	3	9:41	K Cousins 3 yd. run (D Hopkins kick) (9-73, 5:19)	17	18
Packers	3	4:12	J Starks 4 yd. run (M Crosby kick) (11-80, 5:29)	17	18
Packers	4	12:23	E Lacy 2 yd. run (A Rodgers-J Abderetris pass) (10-76, 5:39)	24	17
Packers	4	4:39	M Crosby 29 yd. Field Goal (4-6, 0:19)	35	18
				32	18

GREEN BAY DEFENSIVE STATISTICS (press box)

[illegible]

Green Bay Packers						Washington Redskins					
	ATT	YDS	AVG	LG	TD		ATT	YDS	AVG	LG	TD
RUSHING						RUSHING					
E.Lacy	12	63	5.3	30	1	A.Morris	11	50	4.5	19	0
J.Starks	12	55	4.6	22	0	C.Thompson	1	1	25.0	25	0
R.Cobb	2	24	12.0	9	0	P.Thomas	4	2	1.8	7	0
J.Kinn	2	1	0.5	1	0	K.Cousins	2	7	3.5	3	0
A.Pedersen	1	0	-1.0	0	0						
Total	32	141	4.4	30	2	Total	18	84	4.7	25	1

PASSING									
	ATT	CMP	YDS	SK/YD	TD	LG	IN	RT	
A Rodgers	36	21	210	1/5	2	34	0	93.5	
Total	36	21	210	1/5	2	34	0	93.5	
PASS RECEIVING									
	NO	YDS	AVG	LG	TD				
J Jones	7	81	11.6	34	1				
D Adams	4	120	30	20	0				
R Cobb	3	38	12.7	15	1				
J Abbrederis	2	14	7.0	9	0				
J Starks	2	12	6.0	6	0				
R Rodgers	2	11	5.5	6	0				
J Kuhn	1	6	6.0	6	0				
Total	21	210	10.0	34	2				
INTERCEPTIONS									
	NO	YDS	AVG	LG	TD				
Total	0	0	0.0	0	0				
PASSING									
	ATT	CMP	YDS	SK/YD	TD	LG	IN	RT	
K Cousins	46	29	329	6/59	1	38	0	91.7	
Total	46	29	329	6/59	1	38	0	91.7	
PASS RECEIVING									
	NO	YDS	AVG	LG	TD				
J Reed	9	120	13.3	24	1				
C Thompson	8	89	11.1	38	0				
P Garcon	5	70	14.0	21	0				
J Crowder	3	15	5.0	6	0				
D Jackson	2	17	8.5	14	0				
A Smith	1	16	16.0	16	0				
R Ross	1	2	2.0	2	1				
Total	29	329	11.3	38	1				
INTERCEPTIONS									
	NO	YDS	AVG	LG	TD				
Total	0	0	0.0	0	0				

PUNTING	NO	YDS	AVG	NET	TB	IN20	LG	PUNTING	NO	YDS	AVG	NET	TB	IN20	LG
T.Masthay	4	181	45.3	44.0	0	1	35	T.Wey	5	253	50.6	44.8	0	3	60
Total	4	181	45.3	44.0	0	1	35	Total	5	253	50.6	44.8	0	3	60
PUNT RETURNS	NO	YDS	AVG	FC	LG	TD	PUNT RETURNS	NO	YDS	AVG	FC	LG	TD		
M.Hyde (downed)	2	29	14.5	0	17	0	J.Crowder (downed)	1	5	5.0	1	5	0		
Returns	3	0	0.0	0	0	0	Returns	2	0	0.0	0	0	0		
	2	29	14.5	0	17	0		1	5	5.0	1	5	0		
KICK RETURNS	NO	YDS	AVG	FC	LG	TD	KICK RETURNS	NO	YDS	AVG	FC	LG	TD		
J.Janis (f'back)	1	22	22.0	0	22	0	R.Ross (f'back)	5	96	19.2	0	26	0		
Returns	3	0	0.0	0	0	0	Returns	3	0	0.0	0	0	0		
	1	22	22.0	0	22	0		5	96	19.2	0	26	0		
FUMBLES	FumLost	Rec	Yds	FF	Rec	Yds	TDBds	FUMBLES	FumLost	Rec	Yds	FF	Rec	Yds	TDBds
E.Laury	1	1	0	0	0	0	0	K.Cousins	3	1	2	0	0	0	0
M.Neal	0	0	0	0	1	0	0	B.Breedland	0	0	0	0	1	0	0
C.Matthews	0	0	0	0	1	0	0								
Total	1	1	0	0	2	1	0	Total	3	1	2	0	1	1	0

	Visitor	Home
TOTAL FIRST DOWNS	Packers 24	Redskins 20
By Rushing	11	5
By Passing	11	14
By Penalty	2	1
THIRD-DOWN EFFICIENCY	3-11-27%	5-15-33%
FOURTH-DOWN EFFICIENCY	1-1-100%	1-4-25%
TOTAL NET YARDS	346	354
Total Offensive Plays	69	70
Average gain per offensive play	5.0	5.1
NET YARDS RUSHING	141	84
Total Rushing Plays	32	18
Average gain per rushing play	4.4	4.7
Tackles for a loss-number and yards	3-6	3-9
NET YARDS PASSING	205	270
Times thrown - yards lost att. to pass	1-5	6-9
Gross yards passing	210	329
PASS ATT-COMP-INT	36-21-0	46-29-0
Average gain per pass play	5.5	5.2
KICKOFFS Number-In EZ-Touchbacks	8-4-3	4-4-3
PUNTS Number and Average	4-45-3	5-50-6
Had Blocked	0	0

	Visitor	Home
FGs - PATs had blocked	Packers 0-0	Redskins 0-0
Net Punting Average	44.0	44.8
TOTAL RETURN YARDS (not inc. Kickoffs)	29	29
No. and Yards Punt Returns	2-29	1-5
No. and Yards Kickoff Returns	1-22	5-96
No. and Yards Interception Returns	0-0	0-0
PENAL TIES Number and Yards	3-23	7-55
FUMBLES Number and Lost	1-1	3-1
TOUCHDOWNS	4	2
Rushing	2	1
Passing	2	1
EXTRA POINTS Made-Attempts	4-4	1-2
Kicking Made-Attempts	3-3	1-2
Passing Made-Attempts	1-1	0-0
FIELD GOALS Made-Attempts	2-2	1-1
RED-ZONE EFFICIENCY	4-5-80%	1-4-25%
GOAL-TO-GO EFFICIENCY	3-3-100%	1-2-50%
SAFETIES	0	1
FINAL SCORE	35	18
TIME OF POSSESSION	29:33	30:27



2015 UPDATED BIOGRAPHIES

THROUGH NFC WILD CARD

84 Jared Abbrederis, WR, 2nd Year, Wisconsin

- Spent his entire rookie season on injured reserve in 2014 after sustaining a season-ending knee injury early in training camp.
- Finished his career at Wisconsin tied for the school record for receptions (202) and ranked No. 2 all-time in receiving yards (3,140) and TD catches (23).
- Caught a school-record 78 passes for 1,081 yards (13.9 avg.) and seven TDs as a senior in 2013, just the fourth 1,000-yard receiving season in Badgers history, on his way to being named a first-team All-Big Ten selection.

2015 SEASON: Played in 10 games, dressed but did not play in another and was inactive for two contests...Had nine catches for 111 yards (12.3 avg.) and returned two kickoffs for 52 yards (26.0 avg.)...Was signed to the 53-man roster on Oct. 3 after spending the first three games on the team's practice squad.

- ▶**at San Francisco 49ers (Oct. 4):** Dressed, but did not play.
- ▶**vs. St. Louis Rams (Oct. 11):** Made his NFL debut, appearing on the final snap of the game as the Packers ran out the clock.
- ▶**vs. San Diego Chargers (Oct. 18):** Played three snaps on offense and also took over as the kickoff returner after WR Ty Montgomery departed in the second quarter due to an ankle injury...Posted a 30-yard return on his first career return on the opening kick of the second half.
- ▶**at Denver Broncos (Nov. 1):** Had a 22-yard kickoff return in the fourth quarter.
- ▶**at Carolina Panthers (Nov. 8):** Played three snaps on offense and six on special teams.
- ▶**vs. Detroit Lions (Nov. 15):** Posted the first catches of his career, finishing with four receptions for 57 yards (14.3 avg.), highlighted by his 32-yard grab with just over six minutes remaining in the game...On the play, made an out-and-up move on LB Tahir Whitehead to get open down the sideline as a scrambling QB Aaron Rodgers found him at the Detroit 4...Fumbled out of bounds on the play after absorbing a hit in the back from S Glover Quin that would force him to exit the game, but the play was ruled a catch...His first career catch came in the second quarter when he beat CB Quandre Diggs on a 15-yard reception down the left sideline to convert a third-and-1.
- ▶**at Minnesota Vikings (Nov. 22):** Inactive (rib/chest).
- ▶**vs. Chicago Bears (Nov. 26):** Inactive (rib/chest).
- ▶**at Detroit Lions (Dec. 3):** Played 16 snaps and had a 16-yard reception.
- ▶**vs. Dallas Cowboys (Dec. 13):** Appeared on 14 plays on offense.
- ▶**at Oakland Raiders (Dec. 20):** Played 27 snaps and caught three passes for 33 yards (11.0 avg.), including a 15-yarder in the third quarter on a drive that would be capped off with WR James Jones' 30-yard TD catch...Also had a 13-yard reception on a third-and-5 later in the third quarter.
- ▶**at Arizona Cardinals (Dec. 27):** Had a 5-yard reception in 14 snaps of action on offense.
- ▶**vs. Minnesota Vikings (Jan. 4):** Played one snap on special teams, serving as the punt returner for one punt (fair catch).
- ▶**at Washington Redskins (NFC Wild Card, Jan. 10):** Had two catches for 14 yards (7.0 avg.) in 28 snaps of action...Also caught a pass from Rodgers for a two-point conversion to give Green Bay a 32-18 lead early in the fourth quarter...Beat CB Will Blackmon on a slant for the wide-open catch in the end zone.

17 Davante Adams, WR, 2nd Year, Fresno State

- Played in all 16 games with 11 starts as a rookie in 2014, hauling in 38 receptions for 446 yards (11.7 avg.) and three TDs.
- Registered 121 receiving yards in the Week 13 win vs. New England, the most by a Green Bay rookie since WR Sterling Sharpe's 124-yard effort vs. Detroit on Nov. 20, 1988.
- Set franchise postseason single-game records for the most catches and receiving yards by a rookie when he posted seven grabs for 117 yards (16.7 avg.) and a TD in the NFC Divisional playoff victory vs. Dallas.

2015 SEASON: Played in 13 games with 12 starts and had 50 receptions for 483 yards (9.7 avg.) and a TD...Was inactive for three games (Weeks 4-6) due to an ankle injury.

- ▶**at Chicago Bears (Sept. 13):** Started and led the team with 59 receiving yards on four catches (14.8 avg.), highlighted by his 25-yard sideline grab early in the third quarter down to the Chicago 6 that set up QB Aaron Rodgers' 1-yard TD pass to WR James Jones two plays later...Added a 21-yard grab in the second quarter...With 34 seconds remaining and the Packers leading 31-23, fielded K Robbie Gould's onside kick at the Chicago 46 to seal the victory.
- ▶**vs. Seattle Seahawks (Sept. 20):** Started and played 56 snaps, leaving the game in the second quarter due to an ankle injury but later returning to the field...Caught five passes for 33 yards (6.6 avg.).
- ▶**vs. Kansas City Chiefs (Sept. 28):** Was limited to just three snaps after reaggravating the ankle injury on the first possession of the game as he went up for a pass attempt on third down.
- ▶**at San Francisco 49ers (Oct. 4):** Inactive (ankle), the first game he had missed in his career due to injury.
- ▶**vs. St. Louis Rams (Oct. 11):** Inactive (ankle).
- ▶**vs. San Diego Chargers (Oct. 18):** Inactive (ankle).
- ▶**at Denver Broncos (Nov. 1):** Returned to action, appearing on 51 of 53 plays...Caught one pass for 8 yards.
- ▶**at Carolina Panthers (Nov. 8):** Posted a team-leading seven catches for 93 yards (13.3 avg.), with four of the receptions going for first downs...Had a 40-yard catch down to the Carolina 9 on the final play of the first half as time expired, the second-longest catch of his career, as he came back to make the catch with CB Charles Tillman covering him...Caught his first career two-point conversion in the fourth quarter, making the grab with Tillman blanketing him in coverage.
- ▶**vs. Detroit Lions (Nov. 15):** Led the team with a career-high 10 receptions for 79 yards (7.9 avg.), the most catches by a Packer in a game this season...Four of the receptions came on Green Bay's opening drive of the game, one that was capped off with a 44-yard Mason Crosby FG...On the Packers' final drive, caught a 12-yard pass over the middle on third-and-10 to help set up Crosby's game-winning FG attempt that would fall short.
- ▶**at Minnesota Vikings (Nov. 22):** Played 61 snaps and caught three passes for 36 yards (12.0 avg.)...Two of the receptions went for first downs, including a 16-yard grab late in the third quarter on a drive capped off by WR James Jones' 27-yard TD catch.
- ▶**vs. Chicago Bears (Nov. 26):** Appeared on 69 plays and had two catches for 14 yards (7.0 avg.).
- ▶**at Detroit Lions (Dec. 3):** Played 64 of 67 snaps and posted four receptions for 21 yards (5.3 avg.), highlighted by his first TD catch of the season, an 8-yarder in the third quarter that cut Detroit's lead to 20-14...On third-and-6 from the 8, made an inside move on LB Josh Byrnes and found room in the back of the end zone to make the catch.
- ▶**vs. Dallas Cowboys (Dec. 13):** Played 71 snaps and caught two passes for 12 yards (6.0 avg.).
- ▶**at Oakland Raiders (Dec. 20):** Appeared on 63 plays and was tied for No. 2 on the team with five catches for 32 yards (6.4 avg.).
- ▶**at Arizona Cardinals (Dec. 27):** Played 51 snaps and had three catches for 42 yards (14.0 avg.), highlighted by a 38-yard catch on a third-and-17 from the Green Bay 2 early in the third quarter.
- ▶**vs. Minnesota Vikings (Jan. 4):** Played 54 snaps and caught four passes for 54 yards (13.5 avg.), including a 24-yard grab in the second quarter on a quick out and then broke tackle attempts by CB Terence Newman and S Harrison Smith for extra yardage.
- ▶**at Washington Redskins (NFC Wild Card, Jan. 10):** Caught four passes for 48 yards (12.0 avg.), including a 10-yard TD grab with just under 30 seconds remaining in the first half to give Green Bay a 17-11 lead at the break...Was lined up in the slot and beat S Dashon Goldson off the line to find room in the corner of the end zone for the score...Two plays before his TD grab, made an inside move on CB Quinton Dunbar before heading down the sideline to make a leaping 20-yard grab to the

Washington 10...Sustained a knee injury on a 9-yard reception with just under 10 minutes remaining in the third quarter, and did not return.

86 Kennard Backman, TE, Rookie, Alabama-Birmingham

- Started 37 of 48 games played in his four-year career at the University of Alabama-Birmingham.

- Finished his career with 96 receptions for 979 yards (10.2 avg.) and seven touchdowns. Registered at least one catch in 25 of his final 26 games.

- Set career highs in starts (12), receptions (team-high 39) and receiving yards (399) as a senior, earning second-team All-Conference USA honors.

2015 SEASON: Played in seven games, dressed but did not play in one contest and was inactive for eight others (Weeks 1-3, 8-10, 15-16).

►**at Chicago Bears (Sept. 13):** Inactive (healthy scratch).

►**vs. Seattle Seahawks (Sept. 20):** Inactive (healthy scratch).

►**vs. Kansas City Chiefs (Sept. 28):** Inactive (healthy scratch).

►**at San Francisco 49ers (Oct. 4):** Made his NFL debut, appearing on three plays on offense.

►**vs. St. Louis Rams (Oct. 11):** Played three snaps on offense.

►**vs. San Diego Chargers (Oct. 18):** Dressed, but did not see any action.

►**at Denver Broncos (Nov. 1):** Inactive (healthy scratch).

►**at Carolina Panthers (Nov. 8):** Inactive (healthy scratch).

►**vs. Detroit Lions (Nov. 15):** Inactive (healthy scratch).

►**at Minnesota Vikings (Nov. 22):** Played six snaps on special teams and two on offense.

►**vs. Chicago Bears (Nov. 26):** Appeared on 10 plays on special teams.

►**at Detroit Lions (Dec. 3):** Played 10 snaps on special teams and one on offense.

►**vs. Dallas Cowboys (Dec. 13):** Appeared on offense on the final two plays of the game as the Packers ran out the clock.

►**at Oakland Raiders (Dec. 20):** Inactive (healthy scratch).

►**at Arizona Cardinals (Dec. 27):** Inactive (healthy scratch).

►**vs. Minnesota Vikings (Jan. 4):** Played 11 snaps on special teams.

►**at Washington Redskins (NFC Wild Card, Jan. 10):** Inactive (healthy scratch).

69 David Bakhtiari, T, 3rd Year, Colorado

- Has started 46 regular-season games at left tackle for the Packers in his first three seasons in the league and was named a Pro Bowl alternate in 2014.

- In 2013, became the first rookie to start every game at LT for Green Bay since the league went to a 16-game schedule in 1978.

- By starting at San Francisco in the 2013 season opener, he became just the fourth Green Bay rookie to start at LT in Week 1 since the 1970 AFL-NFL merger and the first since Ken Ruettgers in 1985.

2015 SEASON: Started all 14 games he played in at LT...Was sidelined for the Week 16-17 contests due to an ankle injury...Part of a line that helped the Packers rank tied for No. 4 in the league in giveaways (17) and No. 12 in rushing (115.6 ypg)...Helped block for RBs Eddie Lacy (758 rushing yards) and James Starks (601), the first Green Bay duo to both rush for 600-plus yards in the same season since 1985.

►**at Chicago Bears (Sept. 13):** Started at LT and played all 60 snaps as the offensive line didn't allow a sack of QB Aaron Rodgers...Protected Rodgers as he threw for 189 yards and three TDs on 18-of-23 passing for a 140.5 passer rating...Helped clear holes for a ground game that produced 133 yards on 30 carries (4.4 avg.), highlighted by Lacy's 85 yards on 19 attempts (4.5 avg.).

►**vs. Seattle Seahawks (Sept. 20):** Started at LT and played all 71 snaps...Helped protect Rodgers as he connected on 25 of 33 passes for 249 yards and two TDs with no INTs for a 116.9 passer rating...With Lacy departing after just eight snaps due to an ankle injury, helped clear holes for Starks as he racked up 95 yards on 20 carries (4.8 avg.)...With 127 yards as a team on 29 attempts (4.4 avg.), it marked the first time since 2004 that the Packers posted 125-plus rushing yards in both of the first two games.

►**vs. Kansas City Chiefs (Sept. 28):** Started at LT and played all 76 snaps...Protected Rodgers as the line allowed just one sack to a Kansas City defense that had registered eight sacks in the first two games...Helped give Rodgers time to complete 24 of 35 passes for 333 yards and five TDs with no INTs, the fourth game of his career with five-plus TD passes, a franchise record...Also helped clear holes for a rushing attack that delivered 123 yards on 32 attempts (3.8 avg.).

►**at San Francisco 49ers (Oct. 4):** Started at LT and played all 73 snaps, helping the Packers rush for a season-high 162 yards and a TD on 33 attempts (4.9 avg.)...It marked the fourth straight 120-yard rushing effort by the Packers, the first time they had cleared that mark in each of the first four games since 1971...Helped the Packers control the clock for 36:34.

►**vs. St. Louis Rams (Oct. 11):** Started at LT and appeared on all 62 snaps...Part of a line that gave up just two sacks to a St. Louis defense that entered the game tied for No. 2 in the league in the category with 17 in the first four contests.

►**vs. San Diego Chargers (Oct. 18):** Started at LT and played all 53 snaps...Helped the Packers post 133 rushing yards on just 17 carries, a 7.8-yard average that was the best by Green Bay since Oct. 10, 2010, at Washington (9.2, 17-157)...Helped clear the way for Starks' 112 yards on just 10 carries (11.2 avg.), the best yards-per-carry average by an NFL back this season (min. 10 att.).

►**at Denver Broncos (Nov. 1):** Started at LT and appeared on all 53 plays.

►**at Carolina Panthers (Nov. 8):** Started at LT and played all 77 snaps...Helped protect Rodgers as he threw for a season-high 369 yards and four TDs on 25-of-48 passing.

►**vs. Detroit Lions (Nov. 15):** Started at LT and played 57 snaps, departing the game early in the fourth quarter due to a knee injury and did not return...Helped protect Rodgers as he completed a career-high 35 passes and threw for 333 yards, his second straight 300-yard game.

►**at Minnesota Vikings (Nov. 22):** Started at LT and played all 77 snaps, helping clear holes for Lacy as he rushed for a season-high 100 yards on 22 carries (4.5 avg.)...Part of a line that allowed just two sacks of Rodgers as he threw for 212 yards and two TDs with no INTs.

►**vs. Chicago Bears (Nov. 26):** Started at LT and played all 78 snaps...Helped the offense rack up a season-high 177 yards rushing on 28 carries (6.3 avg.), the best yardage total on the ground by Green Bay since the team posted 179 yards vs. Atlanta in Week 14 last season...Blocked for Lacy as he registered a season-high 105 yards rushing on 17 carries (6.2 avg.), the first Green Bay RB to register back-to-back 100-yard rushing games since Ahman Green in 2006 (three straight).

►**at Detroit Lions (Dec. 3):** Started and played 66 of 67 snaps, leaving the game for one play early in the fourth quarter due to a knee injury...Protected Rodgers as he threw for 273 yards and two TDs with one INT on 24-of-36 passing.

►**vs. Dallas Cowboys (Dec. 13):** Started and played all 87 snaps, helping the Packers record season highs for rushing yards (230), first downs (29) and time of possession (37:48)...The 230 rushing yards on a season-high 44 attempts (5.2 avg.) were the most by Green Bay in a game since Nov. 29, 2004, vs. St. Louis (231 yards on 28 carries)...Helped block for a pair of 70-yard rushers in Lacy (season-high 124 yards and a TD on 24 carries) and Starks (71 yards and a TD on 11 attempts)...The Packers' 435 yards of total offense was their second-highest total of the season and the most since Week 3 vs. Kansas City (448).

►**at Oakland Raiders (Dec. 20):** Started and played 67 of 76 snaps, departing the game with just over five minutes remaining due to an ankle injury...Helped limit the Oakland defense, who entered the game with 19 sacks in its previous five contests, to just two sacks on the afternoon.

►**at Arizona Cardinals (Dec. 27):** Inactive (ankle), the first game he missed in his career.

►**vs. Minnesota Vikings (Jan. 4):** Inactive (ankle).

►**at Washington Redskins (NFC Wild Card, Jan. 10):** Inactive (ankle).

32 Chris Banjo, S, 2nd Year, Southern Methodist

- Finished the 2014 season on the active roster, recording three special teams tackles in the final three regular-season games. Tied for second on the team with three special teams tackles in two postseason contests. Spent the first 13 games of the 2014 season on the practice squad.

- Appeared in 16 games with one start as a rookie in 2013, recording 15 tackles (12 solo) and a pass defended. Finished second on the team with 10 tackles on special teams.

- Was one of three rookie free agents to make the 2013 opening-day roster after a strong preseason that saw him rank fifth on the team with 10 tackles (nine solo) and a sack.

2015 SEASON: Played in all 16 games with one start...Posted four solo tackles and a pass defended on defense...Led the team with a career-high 21 tackles on special teams.

►**at Chicago Bears (Sept. 13):** Played 14 snaps on special teams.

►**vs. Seattle Seahawks (Sept. 20):** Appeared on 19 plays on special teams and recorded a tackle.

►**vs. Kansas City Chiefs (Sept. 28):** Started the second game of his NFL career as the Packers opened up with three safeties...Appeared on 33 plays on defense and registered two solo tackles and a pass defended...On the Chiefs' second possession of the game, made a two-handed deflection of QB Alex Smith's pass intended for WR Jeremy Maclin on third down near the sideline to force a three-and-out...Was tied for the team lead and matched his career high with three tackles on special teams

►**at San Francisco 49ers (Oct. 4):** Played 19 snaps on special teams, which was tied for the team high, and four on defense...Registered a team-high two tackles on special teams.

►**vs. St. Louis Rams (Oct. 11):** Played 31 snaps on defense and recorded a solo tackle...Also was tied for the team lead with 22 snaps on special teams and registered a tackle.

►**vs. San Diego Chargers (Oct. 18):** Led the team with three tackles on special teams, which matched his career high...Posted a stop of WR Jacoby Jones for a 2-yard loss on a third-quarter punt return when he brought him down at the San Diego 21...Also played 18 snaps on defense and registered a solo tackle.

►**at Denver Broncos (Nov. 1):** Registered two tackles on special teams, tying for the team lead.

►**at Carolina Panthers (Nov. 8):** Played 27 snaps on special teams and registered a tackle.

►**vs. Detroit Lions (Nov. 15):** Appeared on 26 plays on special teams and one on defense.

►**at Minnesota Vikings (Nov. 22):** Played 23 snaps on special teams and registered two tackles, tying for the team lead...Also appeared on six defensive plays.

►**vs. Chicago Bears (Nov. 26):** Appeared on 23 plays on special teams and eight on defense.

►**at Detroit Lions (Dec. 3):** Played 22 snaps on special teams and registered a tackle.

►**vs. Dallas Cowboys (Dec. 13):** Appeared on 20 plays on special teams and registered a tackle.

►**at Oakland Raiders (Dec. 20):** Played 21 snaps on special teams, tied for the team high, and recorded a tackle.

►**at Arizona Cardinals (Dec. 27):** Appeared on 20 plays on special teams and led the team with two tackles...Helped provide running room for P Tim Masthay with his blocking on a fake punt in the second quarter as Masthay picked up 7 yards on a run on fourth-and-2.

►**vs. Minnesota Vikings (Jan. 4):** Played 18 snaps on special teams and registered a tackle.

►**at Washington Redskins (NFC Wild Card, Jan. 10):** Played 21 snaps on special teams and registered a tackle.

67 Don Barclay, T/G, 4th Year, West Virginia

- Missed the entire 2014 campaign after sustaining a season-ending knee injury in practice on Aug. 5, 2014.

- Started a career-high 14 games at right tackle in 2013.

- Appeared in all 16 contests in 2012, the only Green Bay rookie on the offensive side of the ball to do so, and opened the final four regular-season

games and both playoff contests at RT.

2015 SEASON: Played in all 16 games with five starts, opening four games at RT (Weeks 2-4, 13) and one at LT (Week 16).

►**at Chicago Bears (Sept. 13):** Played five snaps on special teams, appearing on the line on extra points and K Mason Crosby's lone FG of the afternoon.

►**vs. Seattle Seahawks (Sept. 20):** Started at RT in place of an injured Bryan Bulaga (knee) and played all 71 snaps, his first start since the 2013 season finale at Chicago...Helped protect Rodgers as he connected on 25 of 33 passes for 249 yards and two TDs with no INTs for a 116.9 passer rating...With RB Eddie Lacy exiting the game after just eight snaps due to an ankle injury, helped clear holes for RB James Starks as he racked up 95 yards on 20 carries (4.8 avg.).

►**vs. Kansas City Chiefs (Sept. 28):** Started at RT and played all 76 snaps...Protected Rodgers as the line allowed just one sack to a Kansas City defense that had registered eight sacks in the first two games...Was matched up with three-time Pro Bowl LB Justin Houston for much of the evening and did not allow him to record a sack...Helped give Rodgers time to complete 24 of 35 passes for 333 yards and five TDs with no INTs, the fourth game of his career with five-plus TD passes, a franchise record...Also helped clear holes for a rushing attack that delivered 123 yards on 32 attempts (3.8 avg.).

►**at San Francisco 49ers (Oct. 4):** Started at RT for the third straight game and played all 73 snaps, helping the Packers rush for a season-high 162 yards and a TD on 33 attempts (4.9 avg.)...It marked the fourth straight 120-yard rushing effort by the Packers, the first time they had cleared that mark in each of the first four games since 1971...Helped the Packers control the clock for a season-high 36:34.

►**vs. St. Louis Rams (Oct. 11):** Played six snaps at RG in the first half in place of an injured T.J. Lang (knee), and also played five snaps on special teams.

►**vs. San Diego Chargers (Oct. 18):** Appeared on nine plays on special teams.

►**at Denver Broncos (Nov. 1):** Played the final two snaps of the game at RG in place of Lang (coach's decision), and appeared on eight plays on special teams.

►**at Carolina Panthers (Nov. 8):** Played 11 snaps on special teams.

►**vs. Detroit Lions (Nov. 15):** Played the final 30 offensive snaps at LT, the first action of his career at the position during his time in Green Bay...Entered the game early in the fourth quarter after David Bakhtiari departed due to a knee injury.

►**at Minnesota Vikings (Nov. 22):** Played nine snaps on special teams.

►**vs. Chicago Bears (Nov. 26):** Played 17 snaps at RT, entering the game midway through the fourth quarter in place of an injured Bulaga (ankle).

►**at Detroit Lions (Dec. 3):** Started at RT in place of an injured Bulaga (ankle), appearing on all 67 snaps...Protected Rodgers as he threw for 273 yards and two TDs with one INT on 24-of-36 passing.

►**vs. Dallas Cowboys (Dec. 13):** Played seven snaps on special teams.

►**at Oakland Raiders (Dec. 20):** Took over at LT for the final nine plays on offense after Bakhtiari left the game with a little over five minutes remaining due to an ankle injury.

►**at Arizona Cardinals (Dec. 27):** Started in place of an injured Bakhtiari (ankle), the first start of his career at LT...Was the lone offensive player to appear on all 72 plays....Helped Lacy rush for 60 yards on 12 carries (5.0 avg.).

►**vs. Minnesota Vikings (Jan. 4):** Played eight snaps on special teams.

►**at Washington Redskins (NFC Wild Card, Jan. 10):** Appeared on nine plays on special teams.

58 Sam Barrington, LB, 3rd Year, South Florida

- Started seven of 14 games played in 2014 (four at MLB, three at BLB) and recorded 68 tackles, one sack, four QB hits, five pressures and two passes defended as well as three tackles on special teams.

- Led Green Bay in both tackles (15) and solo tackles (12) in the 2014 postseason.
- Appeared in seven games as a rookie in 2013, seeing time exclusively on special teams before sustaining a season-ending hamstring injury vs. Chicago in Week 9.

2015 SEASON: Started in Week 1 at Chicago, but saw his season come to an end due to an ankle injury sustained in the game...Was placed on injured reserve on Sept. 15.

► **at Chicago Bears (Sept. 13):** Started at BLB, but departed the game in the first quarter due to an ankle injury that would end his season... Recorded one solo tackle.

93 Josh Boyd, DT, 3rd Year, Mississippi State

- Played in 15 games with four starts in 2014, recording 34 tackles (18 solo), four QB hits and four pressures. Also started one of two postseason contests.

- Appeared in nine games as a rookie in 2013, seeing increased playing time down the stretch as he was active for the final seven contests.

- Posted eight tackles (four solo) on the season, with an additional two tackles (one solo) in the NFC Wild Card game vs. San Francisco.

2015 SEASON: Played in two games, seeing time on defense and special teams...Was placed on injured reserve (ankle) on Sept. 21.

► **at Chicago Bears (Sept. 13):** Played 23 snaps on defense, registering one solo tackle, and five snaps on special teams.

► **vs. Seattle Seahawks (Sept. 20):** Played three snaps on defense and two on special teams, but sustained an ankle injury in the second quarter that sidelined him for the remainder of the game and would end his season.

75 Bryan Bulaga, T, 6th Year, Iowa

- Started all 15 games he appeared in last season, a career high, and helped the offense rank No. 1 in the league in scoring (30.4 ppg), No. 6 in yards per game (386.1) and tied for No. 1 in giveaways with a franchise-record 13.

- Played in 37 games with 33 starts at right tackle in his first three seasons as a pro.

2015 SEASON: Started at RT in the 12 games he played in...Was sidelined for three games (Weeks 2-4) due to a knee injury sustained in practice and the Week 13 contest due to an ankle injury...Part of a line that helped the Packers rank tied for No. 4 in the league in giveaways (17) and No. 12 in rushing (115.6 ypg)...Helped block for RBs Eddie Lacy (758 rushing yards) and James Starks (601), the first Green Bay duo to both rush for 600-plus yards in the same season since 1985.

► **at Chicago Bears (Sept. 13):** Started at RT and played all 60 snaps as the offensive line didn't allow a sack of QB Aaron Rodgers...Protected Rodgers as he threw for 189 yards and three TDs on 18-of-23 passing for a 140.5 passer rating...Helped clear holes for a ground game that produced 133 yards on 30 carries (4.4 avg.), highlighted by RB Eddie Lacy's 85 yards on 19 attempts (4.5 avg.).

► **vs. Seattle Seahawks (Sept. 20):** Inactive due to a knee injury sustained in practice on Sept. 16.

► **vs. Kansas City Chiefs (Sept. 28):** Inactive (knee).

► **at San Francisco 49ers (Oct. 4):** Inactive (knee).

► **vs. St. Louis Rams (Oct. 11):** Returned to action, starting at RT and appearing on all 62 snaps...Part of a line that gave up just two sacks to a St. Louis defense that entered the game tied for No. 2 in the league in the category with 17 in the first four contests.

► **vs. San Diego Chargers (Oct. 18):** Started at RT and played all 53 snaps...Helped the Packers post 133 rushing yards on just 17 carries, a 7.8-yard average that was the best by Green Bay since Oct. 10, 2010, at Washington (9.2, 17-157)...Helped clear the way for RB James Starks' 112 yards on just 10 carries (11.2 avg.), the best yards-per-carry average by an NFL back this season (min. 10 att.)...On Green Bay's first offensive snap, sealed OLB Jerry Attaochu to help clear a lane for Starks on a toss play that picked up 25 yards.

► **at Denver Broncos (Nov. 1):** Started at RT and appeared on all 53 plays.

► **at Carolina Panthers (Nov. 8):** Started at RT and played all 77

snaps...Helped protect Rodgers as he threw for a season-high 369 yards and four TDs on 25-of-48 passing.

► **vs. Detroit Lions (Nov. 15):** Started at RT and played all 87 snaps...Helped protect Rodgers as he completed a career-high 35 passes and threw for 333 yards, his second straight 300-yard game.

► **at Minnesota Vikings (Nov. 22):** Started at RT and played all 77 snaps, helping clear holes for Lacy as he rushed for a season-high 100 yards on 22 carries (4.5 avg.)...Part of a line that allowed just two sacks of Rodgers as he threw for 212 yards and two TDs with no INTs.

► **vs. Chicago Bears (Nov. 26):** Started at RT and played 61 snaps before departing midway through the fourth quarter due to an ankle injury...Helped the offense rack up a season-high 177 yards rushing on 28 carries (6.3 avg.), the best yardage total on the ground by Green Bay since the team posted 179 yards vs. Atlanta in Week 14 last season...Blocked for Lacy as he registered a season-high 105 yards rushing on 17 carries (6.2 avg.), the first Green Bay RB to register back-to-back 100-yard rushing games since Ahman Green in 2006 (three straight).

► **at Detroit Lions (Dec. 3):** Inactive (ankle).

► **vs. Dallas Cowboys (Dec. 13):** Started and played all 87 snaps, helping the Packers record season highs for rushing yards (230), first downs (29) and time of possession (37:48)...The 230 rushing yards on a season-high 44 attempts (5.2 avg.) were the most by Green Bay in a game since Nov. 29, 2004, vs. St. Louis (231 yards on 28 carries)...Helped block for a pair of 70-yard rushers in Lacy (season-high 124 yards and a TD on 24 carries) and Starks (71 yards and a TD on 11 attempts)...The Packers' 435 yards of total offense was their second-highest total of the season and the most since Week 3 vs. Kansas City (448).

► **at Oakland Raiders (Dec. 20):** Started at RT and played all 76 snaps, matching up with DE Khalil Mack for much of the afternoon...Limited Mack, who came into the game coming off a five-sack performance the week before at Denver, to just one sack on the day.

► **at Arizona Cardinals (Dec. 27):** Opened at RT and played 36 snaps before departing early in the third quarter due to an ankle injury that would sideline him for the remainder of the game.

► **vs. Minnesota Vikings (Jan. 4):** Started and played all 79 snaps...Helped protect Rodgers as he threw for 291 yards and a TD on 28-of-44 passing.

► **at Washington Redskins (NFC Wild Card, Jan. 10):** Played all 75 snaps and helped protect Rodgers as he was sacked just once against a Washington defense that had posted 17 sacks in its final four regular-season games...Helped clear holes for Lacy (63 yards and a TD on 12 carries) and Starks (53 yards and a TD on 12 carries) as they became the first duo in team history to both rush for 50-plus yards and a TD in a playoff game.

42 Morgan Burnett, S, 6th Year, Georgia Tech

- Has started 78 games (including playoffs) between the two safety positions since 2011.

- Recorded his fourth straight 100-tackle season in 2014 with a team-high 125 tackles (99 solo).

- Is the only Packer to surpass 100 tackles each of the last four seasons (2011-14).

2015 SEASON: Played in and started 11 games, and had 73 tackles (54 solo), two forced fumbles (tied for team lead), a fumble recovery, three QB hits, two pressures and six passes defended...Was inactive for five contests (Weeks 2-6) due to a calf injury.

► **at Chicago Bears (Sept. 13):** Inactive (calf).

► **vs. Seattle Seahawks (Sept. 20):** Returned to action, starting at SS...Was one of four defenders to play all 60 snaps on the evening...Registered two solo tackles and helped limit RB Marshawn Lynch to just 41 yards on 15 carries (2.7 avg.).

► **vs. Kansas City Chiefs (Sept. 28):** Inactive (calf), reaggravating the injury during practice on Sept. 25.

► **at San Francisco 49ers (Oct. 4):** Inactive (calf).

► **vs. St. Louis Rams (Oct. 11):** Inactive (calf).

► **vs. San Diego Chargers (Oct. 18):** Inactive (calf).

► **at Denver Broncos (Nov. 1):** Returned to action and played all 67 snaps, finishing with four tackles (one solo), a QB hit and a pressure.

► **at Carolina Panthers (Nov. 8):** Started and played 66 of 67 snaps, posting a season-high nine tackles (six solo) to lead the team...Also tied for the team lead with two passes defended and added a QB hit...Drilled WR Joe Webb for a 1-yard loss on a Wildcat run in the second quarter.

► **vs. Detroit Lions (Nov. 15):** Played all 65 snaps, joining LB Clay Matthews as the only Green Bay defenders to do so, and registered seven tackles (six solo).

► **at Minnesota Vikings (Nov. 22):** Started and played 58 of 64 snaps, departing briefly due to injury in the first quarter...Registered four tackles (two solo) and a forced fumble...With the Vikings trailing 27-13, but driving early in the fourth quarter, jarred the ball loose from RB Adrian Peterson at the Green Bay 22, a fumble that was recovered by CB Sam Shields at the Green Bay 21.

► **vs. Chicago Bears (Nov. 26):** Started and played all 67 snaps, one of three Green Bay defenders to do so...Recorded nine tackles (eight solo) and a forced fumble for the second straight game...Forced a fumble by WR Alshon Jeffery early in the third quarter on his catch, one that Jeffery recovered at the Chicago 45...Helped limit the Bears to an average of 3.3 yards per carry on 31 attempts with a long gain of 14 yards.

► **at Detroit Lions (Dec. 3):** Started and played all 65 snaps, leading the secondary with eight tackles (seven solo)...Late in the second quarter, came unblocked off the left end to bring down RB Ameer Abdullah for a 3-yard loss on a first-down run.

► **vs. Dallas Cowboys (Dec. 13):** Joined S Ha Ha Clinton-Dix as the only defenders to play all 52 snaps, and registered two tackles (one solo) and a QB hit...Helped limit QB Matt Cassel to a 41.5 QB rating as he completed just 13 of 29 passes for 114 yards, the fewest allowed to a QB by Green Bay all season.

► **at Oakland Raiders (Dec. 20):** For the second straight week, joined Clinton-Dix as the only players on defense to play every snap (77 plays)...Led the team with a season-high 10 tackles (eight solo), including a tackle for a loss...Stopped RB Latavius Murray for a 3-yard loss on a run late in the first quarter...Matched his career high with three passes defended and added a QB pressure.

► **at Arizona Cardinals (Dec. 27):** Played all 58 snaps, joining Clinton-Dix for the third straight week as the only Green Bay defenders to do so, and led the team with 10 tackles (eight solo), including a stop of RB Andre Ellington for a 2-yard loss on a fourth-quarter run...On third-and-goal from the 1 in the second quarter, broke up QB Carson Palmer's pass in the flat intended for RB David Johnson, drilling Johnson as the ball arrived to force Arizona to settle for a FG...With just over five minutes remaining in the game, scooped up a RB Kerwynn Williams fumble that was forced by DT Mike Pennel at the Arizona 21, returning the fumble 21 yards to the Arizona 41.

► **vs. Minnesota Vikings (Jan. 4):** Appeared on all 48 plays and led the team with eight tackles (five solo)...Helped limit QB Teddy Bridgewater to a career-low 99 yards passing and a 45.7 passer rating.

► **at Washington Redskins (NFC Wild Card, Jan. 10):** Started and played all 72 snaps, one of only two defenders (Clinton-Dix) to do so...Led the team with 11 tackles (five solo)...Also paced the team with two tackles on special teams, including a stop of WR Rashad Ross at the Washington 20 after an 18-yard kickoff return late in the first half.

21 Ha Ha Clinton-Dix, S, 2nd Year, Alabama

• Played in all 16 games in 2014, starting the final 10 (nine at FS, one at SS). It was the most starts by a Green Bay rookie safety since Nick Collins opened all 16 in 2005.

• Ranked No. 2 on the team in tackles with 95 (73 solo) and was named to the PFWA's All-Rookie team.

• Started both postseason contests and was tied for No. 2 on the team with 13 tackles while leading the Packers with two interceptions.

2015 SEASON: Started all 16 games at FS and registered a team-high 111 tackles (92 solo), two sacks, two interceptions, a forced fumble and four passes defended...His three sacks were the most by a Green Bay safety in a season since Mark Roman had 3.5 in 2004.

► **at Chicago Bears (Sept. 13):** Started at FS and was one of three defensive players to play all 77 snaps on the afternoon...Led the safeties with six tackles (five solo), and added two tackles on special teams.

► **vs. Seattle Seahawks (Sept. 20):** Started at FS and played all 60 snaps, one of four Green Bay defenders to do so...Led the defense with a season-high nine tackles (seven solo) and helped limit RB Marshawn Lynch to just 41 yards on 15 carries (2.7 avg.).

► **vs. Kansas City Chiefs (Sept. 28):** Started at FS and played all 71 snaps, one of only two defenders to do so...Led the team with nine tackles (six solo) and helped limit Chiefs RB Jamaal Charles to just 49 yards on 11 carries (4.5 avg.), with a long run of 13 yards.

► **at San Francisco 49ers (Oct. 4):** Started at FS and played all 50 snaps, leading the team in tackles for the third straight game with eight stops (seven solo)...Helped limit the 49ers to just 196 yards of total offense and QB Colin Kaepernick to a 55.4 passer rating (13 of 25, 160 yards, one INT).

► **vs. St. Louis Rams (Oct. 11):** Started at FS and played all 71 snaps, matching his season high with nine tackles (eight solo)...Registered the second INT of his career when he made a diving catch on a QB Nick Foles pass that was intended for TE Lance Kendricks at the goal line and deflected off the hands of LB Joe Thomas...Helped limit Foles to a 23.8 passer rating as he completed only 11 of 30 passes for 141 yards and one TD with a career-high four INTs (previous high was two INTs).

► **vs. San Diego Chargers (Oct. 18):** Played all 92 snaps and finished second on the team with nine tackles (all solo) and a pass defended...Broke up a Philip Rivers pass intended for TE Ladarius Green in the end zone early in the second quarter on a drive that would result in a turnover on downs...Registered his first career forced fumble when he came up the middle with a little over six minutes remaining in the first half to jar the ball loose from RB Melvin Gordon on a first-down run, a fumble that was recovered by LB Clay Matthews at the San Diego 34.

► **at Denver Broncos (Nov. 1):** Appeared on all 67 plays and registered five tackles (four solo).

► **at Carolina Panthers (Nov. 8):** Played all 67 snaps, one of three Green Bay defenders to do so, and registered seven tackles (three solo).

► **vs. Detroit Lions (Nov. 15):** Led the team with a career-high 12 tackles (career-best 11 solo), including a tackle for a loss, and added an interception late in the third quarter...With the Lions leading 9-3 and threatening at the Green Bay 23, made a diving catch over the middle on QB Matthew Stafford's pass intended for WR Lance Moore at the Green Bay 6 and returned the interception 2 yards.

► **at Minnesota Vikings (Nov. 22):** Started at FS and played all 64 snaps, the only Green Bay defender to do so...Tied for the team lead with 10 tackles (nine solo), and added a sack...Midway through the third quarter, came through untouched on a blitz to bring QB Teddy Bridgewater down for a 10-yard sack.

► **vs. Chicago Bears (Nov. 26):** Started and played all 67 snaps, one of three Green Bay defensive players to do so...Registered nine tackles (seven solo)...Helped limit the Bears to an average of 3.3 yards per carry on 31 attempts with a long gain of 14 yards.

► **at Detroit Lions (Dec. 3):** Started and appeared on all 65 plays, recording seven tackles (all solo) and a sack...Posted his second sack in three games, barreling through a block attempt by RB Theo Riddick to bring down QB Matthew Stafford for a 4-yard loss on third down late in the first half to force a Detroit punt.

► **vs. Dallas Cowboys (Dec. 13):** Joined S Morgan Burnett as the only defenders to play all 52 snaps, and posted five tackles (three solo)...Helped limit QB Matt Cassel to a 41.5 QB rating as he completed just 13 of 29 passes for 114 yards, the fewest allowed to a QB by Green Bay all season.

► **at Oakland Raiders (Dec. 20):** For the second straight week, joined Burnett as the only players on defense to play every snap (77 plays)...Recorded three tackles (all solo).

► **at Arizona Cardinals (Dec. 27):** Played all 58 snaps, joining Burnett for the third straight week as the only Green Bay defenders to do so, and registered three tackles (all solo) and a pass defended.

► **vs. Minnesota Vikings (Jan. 4):** Appeared on all 48 plays, recording four tackles (all solo) and his third sack of the season...Chased QB Teddy Bridgewater out of bounds for a zero-yard sack at the Green Bay 21 early in the first quarter...Helped limit Bridgewater to a career-low 99 yards passing and a 45.7 passer rating.

► **at Washington Redskins (NFC Wild Card, Jan. 10):** Started and played all 72 snaps, one of only two defenders (Burnett) to do so... Recorded four tackles (two solo) and a team-high two passes defended... On third-and-goal from the 7 with just under five minutes remaining in the first quarter, broke up a pass over the middle in the end zone from QB Kirk Cousins to WR Pierre Garcon, forcing the Redskins to settle for a FG after they had first-and-goal at the 1...Broke up another pass late in the fourth quarter, nearly intercepting Cousins' pass intended for TE Jordan Reed near the goal line...Added a tackle on special teams.

18 Randall Cobb, WR, 5th Year, Kentucky

- Started all 16 games in 2014 and posted career highs in catches (91), receiving yards (1,287) and receiving TDs (12) on his way to earning his first career Pro Bowl selection (injury replacement for WR Dez Bryant).
- Became just the fifth player in franchise history to register 90-plus receptions in a season, joining WRs Sterling Sharpe, Robert Brooks, Donald Driver and Jordy Nelson.
- Has caught 75-plus passes in three of the last four seasons.
- Has caught 18 TD passes since 2014, which is tied for No. 6 in the NFL over that span.

2015 SEASON: Played in all 16 games with 15 starts and led the team with 79 catches for 829 yards (10.5 avg.) and six TDs...Was named an alternate for the Pro Bowl...Had 50 rushing yards on 13 attempts (3.9 avg.) and four punt returns for 10 yards (2.5 avg.).

► **at Chicago Bears (Sept. 13):** Started and appeared on 54 of 60 snaps as he played through an injured shoulder...Led the team with five catches for 38 yards (7.6 avg.), highlighted by a 5-yard TD catch early in the fourth quarter that gave the Packers a 24-16 lead...Was lined up in the slot on the play and beat CB Sherrick McManis on an out-and-up move, getting both feet in bounds on the side of the end zone despite being interfered with by McManis.

► **vs. Seattle Seahawks (Sept. 20):** Led the team with eight receptions for 116 yards (14.5 avg.), with six of the catches going for first downs...Had a 22-yard grab over the middle on Green Bay's opening drive, making a move to elude LB Bobby Wagner as he freed himself to make the grab...Later made a 25-yard grab down to the Seattle 10 late in the first half, a catch that helped set up K Mason Crosby's 18-yard FG to put Green Bay up, 13-3, at the break...Was lined up in the left slot on the play and a scrambling Rodgers found him as he came across the field and got behind Wagner to make the catch.

► **vs. Kansas City Chiefs (Sept. 28):** Caught a career-high three TD passes, becoming the first Packer to do so since Jones caught three at Chicago on Dec. 16, 2012...Finished with seven catches for 91 yards (13.0 avg.), with six of his catches going for first downs and two for 25-plus yards...Joined Jones to become the first Packers to register four TD catches in the first three games of the season since TE Keith Jackson did so in 1996...On his first TD catch, was lined up in the right slot against S Tyvon Branch and ran an out route with WR Ty Montgomery setting a pick for him...Caught the ball at the 1-yard line and fought off Branch to break the plane for the 3-yard score...Scored on a 4-yard TD pass midway through the third quarter, lining up in the slot against CB Marcus Cooper and then catching a quick out in the flat before taking it in for his second TD...Posted his career-high third TD catch of the night early in the fourth quarter...Lined up in the slot once again, caught another quick pass in the flat for the 4-yard score.

► **at San Francisco 49ers (Oct. 4):** Was tied for the team lead with five receptions for 44 yards (8.8 avg.), including a 19-yard grab in the first quarter on Green Bay's opening TD drive...Was lined up in the right slot and beat DB Jimmie Ward to make a catch over the middle and then took it down the sideline to the San Francisco 11 to set up Rodgers' 9-yard TD pass to TE Richard Rodgers two plays later.

► **vs. St. Louis Rams (Oct. 11):** Started and played 54 of 62 snaps, catching three passes for 23 yards (7.7 avg.).

► **vs. San Diego Chargers (Oct. 18):** Started and played 48 of 53 snaps, hauling in two passes for 38 yards (19.0 avg.), including a 26-yard grab in the third quarter...Came out of his position from the slot and bounced his route to the outside as ILB Denzel Perryman lost his footing and took it down the right sideline to the San Diego 39 on a drive that

would be capped off with Rodgers' 8-yard TD pass to Jones.

► **at Denver Broncos (Nov. 1):** Started and played 51 of 53 snaps... Led the team with six catches for 27 yards (4.5 avg.) and added a 10-yard run down to Denver's 22-yard line in the second quarter on Green Bay's lone TD drive.

► **at Carolina Panthers (Nov. 8):** Led the team with 99 yards receiving on four catches (24.8 avg.), with all four of his receptions going for first downs...On Green Bay's opening drive of the second half, was lined up in the slot and ran an out-and-up route on CB Bene Benwikere, hauling in a perfectly thrown pass from Rodgers down the sideline near the Carolina 35 before outrunning Benwikere and S Kurt Coleman on his way to the end zone.

► **vs. Detroit Lions (Nov. 15):** Played 82 of 87 snaps and posted five receptions for 53 yards (10.6 avg.)...On a third-and-12 midway through the fourth quarter, made a diving grab for a 20-yard pickup on the eventual TD drive.

► **at Minnesota Vikings (Nov. 22):** Played 66 of 77 snaps and caught two passes for 24 yards (12.0 avg.), highlighted by his 10-yard TD grab with six seconds remaining in the first half to put the Packers up, 16-6, at the break...Came out of the slot and made an inside move on CB Captain Munnerlyn to find opening in the middle of the end zone for the score... With DB Micah Hyde injured (hip), took over punt-return duties and posted two returns for 9 yards (4.5 avg.).

► **vs. Chicago Bears (Nov. 26):** Played all 78 snaps and led the team with six catches for 74 yards (12.3 avg.)...Late in the first half, made an inside move on CB Bryce Callahan to get open down the middle of the field for a 23-yard gain to the Chicago 32, setting up K Mason Crosby's 50-yard FG as time expired in the first half...On Green Bay's final drive, beat Callahan again from the slot, picking up 32 yards on a pass over the middle as he took it down to the Chicago 19.

► **at Detroit Lions (Dec. 3):** Appeared on 66 of 67 snaps and caught four passes for 29 yards (7.3 avg.)...With just under six minutes remaining in the third quarter, alertly recovered RB James Starks' fumble from the Detroit 5 that went into the end zone, giving Green Bay its first score of the game.

► **vs. Dallas Cowboys (Dec. 13):** Matched his season high with a team-best eight catches for 81 yards (10.1 avg.)...Four of his catches went for first downs, including a 17-yarder over the middle in the third quarter to convert a third down...Also had three carries for 9 yards (3.0 avg.).

► **at Oakland Raiders (Dec. 20):** Posted five receptions for 40 yards, including a 23-yard catch over the middle on a third-and-7 late in the first half and a 19-yard grab early in the fourth quarter on a second-and-17... Also had a career-high four carries for 18 yards (4.5 avg.).

► **at Arizona Cardinals (Dec. 27):** Caught three passes for 15 yards (5.0 avg.) and had a 2-yard run.

► **vs. Minnesota Vikings (Jan. 4):** Hauled in six passes for 37 yards (6.2 avg.).

► **at Washington Redskins (NFC Wild Card, Jan. 10):** Posted three receptions for 38 yards (12.7 avg.) and a TD...His 12-yard TD catch came on a free play with just over nine minutes remaining in the second quarter after the Redskins jumped offside and had 12 men on the field... Came back to the ball on the throw from Rodgers over the middle, hauling in the scoring pass with CB Will Blackmon covering him...Added 24 rushing yards on five attempts (4.8 avg.).

38 John Crockett, RB, Rookie, North Dakota State

• Was signed to Green Bay's active roster from the team's practice squad on Dec. 3.

• Originally signed with the Packers as a non-drafted free agent on May 8 out of North Dakota State, where he posted three consecutive 1,000-yard seasons despite serving as the No. 2 back until his final season.

• Finished his collegiate career with 5,151 all-purpose yards, the second most in school history.

2015 SEASON: Played in two games and had 21 yards on nine carries (2.3 avg.)...Recorded a tackle on special teams...Was inactive for two contests and dressed but did not play in another...Spent the first 11 games of the season on Green Bay's practice squad.

► **at Detroit Lions (Dec. 3):** Made his NFL debut after being signed from the practice squad just hours before kickoff...Saw action in the second half as he rushed for 22 yards on five carries (4.4 avg.), including a 12-yard pickup to Detroit's 33 on the Packers' opening drive of the second half, one that was capped off two plays later with a WR Randall Cobb recovery of a RB James Starks fumble in the end zone...Added a tackle on special teams.

► **vs. Dallas Cowboys (Dec. 13):** Inactive (healthy scratch).

► **at Oakland Raiders (Dec. 20):** Inactive (healthy scratch).

► **at Arizona Cardinals (Dec. 27):** Saw time on offense and special teams...Had four carries for -1 yard (-0.3 avg.).

► **vs. Minnesota Vikings (Jan. 4):** Dressed, but did not see any action.

► **at Washington Redskins (NFC Wild Card, Jan. 10):** Played six snaps on special teams.

2 Mason Crosby, K, 9th Year, Colorado

- With 1,145 career points, ranks No. 1 on the all-time franchise scoring list, having surpassed K Ryan Longwell (1,054) in Week 2 vs. Seattle.

- Ranks No. 2 in NFL history with 1,145 points in his first nine seasons (2007-15), trailing only Patriots K Stephen Gostkowski (1,179, 2006-2014).

- Holds the all-time franchise mark for combined points (regular season/postseason) with 1,255.

- Has registered a franchise-record nine 100-point seasons (2007-15).

- Is one of only three players in league history to register three or more 140-point seasons (Gostkowski, David Akers).

- Has kicked the seven longest FGs in franchise history.

- Has made 27 FGs of 50-plus yards since 2007, which is tied for No. 4 in the league over that span.

2015 SEASON: Connected on 24 of 28 field-goal attempts (85.7 percent) and all 36 extra points...Was one of only five kickers in the league to convert 100.0 percent of his extra-point attempts, and his 36 were the second most among those players behind only Gostkowski (952)...Led the team and ranked No. 16 in the NFL with 108 points on the season...Registered 41 touchbacks on 78 kickoffs (52.6 percent)...Added a tackle and a forced fumble.

► **at Chicago Bears (Sept. 13):** Connected on his lone FG attempt of the afternoon, a 37-yarder in the second quarter, and all four of his extra-point attempts...Posted three touchbacks on six kickoffs.

► **vs. Seattle Seahawks (Sept. 20):** Made all four of his FG attempts, including a 21-yarder with just under two minutes remaining that gave Green Bay a 10-point lead (27-17) and made him the all-time leading scorer in franchise history as he surpassed Longwell (1,054) for the career mark...Drilled a 54-yard FG in the first quarter, the 24th of his career from 50-plus yards.

► **vs. Kansas City Chiefs (Sept. 28):** Posted eight points, connecting on all five of his extra points and his lone FG attempt of the evening, a 44-yarder in the second quarter that extended Green Bay's lead to 17-7...Registered three touchbacks on his seven kickoffs.

► **at San Francisco 49ers (Oct. 4):** Made a 31-yard FG late in the third quarter to put Green Bay up 17-3...Registered three touchbacks on four kickoffs...Missed his first field goal of the season, a 44-yarder that went wide left at the end of the first half.

► **vs. St. Louis Rams (Oct. 11):** Made his lone FG attempt of the afternoon, a 35-yarder with just over a minute remaining in the game to put Green Bay up, 24-10...The FG was the 277th attempt of his career as he tied Longwell for the career franchise record...Connected on a 47-yarder early in the fourth quarter, but the kick was wiped out by a penalty...Registered four touchbacks on five kickoffs.

► **vs. San Diego Chargers (Oct. 18):** Connected on both of his FG attempts, a 23-yarder in the second quarter and a 28-yarder with 2:37 remaining to put Green Bay up by seven points (27-20)...His 23-yard FG was the 278th attempt of his career as he surpassed Longwell (277) for the franchise record.

► **at Denver Broncos (Nov. 1):** Drilled a 56-yard FG in the third quarter, his seventh career FG of 55-plus yards...Registered touchbacks on all three of his kickoffs.

► **at Carolina Panthers (Nov. 8):** Made all three extra-point attempts

and registered three touchbacks on five kickoffs.

► **vs. Detroit Lions (Nov. 15):** Made a 44-yard FG on Green Bay's opening drive and posted one touchback on three kickoffs...Perfectly executed an onside kick with just over 30 seconds remaining in the game, with his high-bouncing kick going through the arms of WR Calvin Johnson before being recovered by CB Damarious Randall...Was short on a 52-yard FG attempt as time expired in the 18-16 loss.

► **at Minnesota Vikings (Nov. 22):** Tied the single-game franchise record with five FGs (42, 47, 40, 42, 52), becoming the first player in NFL history to post five FGs of 40-plus yards in a game...Matched his career high with 16 points (two other times)...Earned NFC Special Teams Player of the Week honors for his performance, the sixth time in his career he had won the award, the most in franchise history.

► **vs. Chicago Bears (Nov. 26):** Connected on both of his FG attempts, including a 50-yarder as time expired in the first half...It marked only the third time in his career (2008, 2013) that he made a FG of 50-plus yards in back-to-back games...Posted two touchbacks on his three kickoffs.

► **at Detroit Lions (Dec. 3):** Made all three of his extra-point attempts and registered two touchbacks on his four kickoffs.

► **vs. Dallas Cowboys (Dec. 13):** Connected on all four of his extra-point attempts and registered four touchbacks on his five kickoffs.

► **at Oakland Raiders (Dec. 20):** Made three of four field-goal attempts, connecting from 24, 21 and 33 yards, with his lone miss coming on a block of his 49-yard attempt in the fourth quarter.

► **at Arizona Cardinals (Dec. 27):** Did not have any extra-point or field-goal attempts, the first scoreless game of his career.

► **vs. Minnesota Vikings (Jan. 4):** Connected on field goals of 28 and 43 yards and posted two touchbacks on four kickoffs...With the Packers trailing 20-13, recorded the first forced fumble of his career when he punched the ball out from WR Cordarrelle Patterson on a tackle at the tail end of 70-yard return, a fumble that was recovered by DB Micah Hyde at the Green Bay 23...Became the first NFL kicker to force a fumble since Bills K Rian Lindell did so vs. Jacksonville on Oct. 10, 2010.

► **at Washington Redskins (NFC Wild Card, Jan. 10):** Connected on both of his field-goal attempts (43 and 29 yards), extending his franchise-record streak of consecutive FGs made in the postseason to 18...That also moved him into sole possession of the No. 2 spot in NFL annals, trailing only David Akers (19 straight) for the league postseason mark...Posted three touchbacks on his eight kickoffs.

76 Mike Daniels, DT, 4th Year, Iowa

- Started all 16 games for the first time in his career in 2014 and registered a career-high 69 tackles. His 5½ sacks led the Packers defensive line and were No. 3 on the team.

- Paced Green Bay in both QB hits (19) and pressures (22) in 2014.

- Became a prominent part of the rotation on the defensive line in his second season in 2013, playing in all 16 games with one start and serving as one of the featured interior rushers in the team's nickel defense.

2015 SEASON: Started all 16 games and led the defensive line with 67 tackles (39 solo), four sacks, an interception, a forced fumble and two passes defended...Ranked No. 3 on the team in QB hits (12) and No. 2 in pressures (21)...Was named an alternate for the Pro Bowl for the first time in his career.

► **at Chicago Bears (Sept. 13):** Started at DT and posted four tackles (one solo), a QB hit and a pressure.

► **vs. Seattle Seahawks (Sept. 20):** Started at DT and led the defensive line with five tackles (three solo), a sack, a QB hit and a pressure...Walked back C Drew Nowak and brought down QB Russell Wilson as he stepped up in the pocket for a zero-yard sack early in the second quarter...Helped limit RB Marshawn Lynch to just 41 yards on 15 carries (2.7 avg.)...With two minutes remaining in the first half, fought off a block by T Garry Gilliam to drop Lynch for no gain on a third-and-3 as the defense forced a Seattle punt and helped set up a FG before the half.

► **vs. Kansas City Chiefs (Sept. 28):** Started at DT, appearing on 38 plays, and led the line with four tackles (all solo) and 1.5 sacks...Added a forced fumble, two pressures and a QB hit...Early in the third quarter, fought off a block by G Ben Grubbs to get to QB Alex Smith for a 7-yard sack that was split with LB Mike Neal...Later in the third quarter, walked

back G Laurent Duvernay-Tardif for a sack/forced fumble on Smith, one that was recovered by the Chiefs...Also posted a tackle for a loss earlier in the game when he blew past T Eric Fisher to bring RB Jamaal Charles down for a 3-yard loss on a first-quarter run...Helped limit Charles to just 49 yards rushing on 11 carries (4.5 avg.), with a long run of 13 yards.

► **at San Francisco 49ers (Oct. 4):** Started at DT and played 27 snaps, helping limit the 49ers to just one rushing first down and RB Carlos Hyde to only 20 yards rushing on eight carries (2.5 avg.)...Registered three assisted tackles and a QB hit and tied for the team lead with three pressures.

► **vs. St. Louis Rams (Oct. 11):** Started at DT and played 45 snaps, posting a career-high 10 tackles (nine solo) to lead the team...Registered two tackles for a loss, two QB hits and two pressures.

► **vs. San Diego Chargers (Oct. 18):** Started at DT and played 70 snaps, helping limit the Chargers to just 60 yards rushing on 21 carries (2.9 avg.)...Posted three tackles (two solo), two pressures, two QB hits and a half-sack...Walked back C Trevor Robinson to get to QB Philip Rivers for a shared 8-yard sack with LB Mike Neal early in the fourth quarter that pushed San Diego back to the Green Bay 30.

► **at Denver Broncos (Nov. 1):** Started at DT and played 40 snaps, finishing with a solo tackle, a QB hit and a pressure.

► **at Carolina Panthers (Nov. 8):** Started at DT and played 56 snaps, recording four tackles (all solo), a pressure and a QB hit...Fought off a block from T Michael Oher midway through the third quarter, bursting into the backfield to stop RB Jonathan Stewart for a 2-yard loss...Helped limit Stewart to an average of 3.1 yards per carry (66 yards on 20 attempts), his lowest average since Week 1.

► **vs. Detroit Lions (Nov. 15):** Started at DT and played 50 snaps, pacing the defensive line with seven tackles (two solo) and two QB pressures...Helped limit the Lions to just 45 yards rushing on 26 attempts (1.7 avg.), the fewest rushing yards allowed to an opponent on 25-plus attempts since Miami rushed for 37 yards on 25 carries vs. the Packers on Sept. 22, 1991.

► **at Minnesota Vikings (Nov. 22):** Started at DT and played 44 snaps, finishing with seven tackles (three solo), two pressures and a sack...In the fourth quarter, walked back G Mike Harris to get to QB Teddy Bridgewater as he threw him down for an 8-yard sack...Helped limit RB Adrian Peterson, who entered the game ranked No. 1 in the league in rushing, to just 45 yards on 13 carries (3.5 avg.), his lowest yardage total since Week 1.

► **vs. Chicago Bears (Nov. 26):** Started at DT and played 49 snaps...Posted three tackles (one solo), a QB hit and a pressure, helping limit the Bears to an average of 3.3 yards per carry on 31 attempts with a long gain of 14 yards.

► **at Detroit Lions (Dec. 3):** Started and played 47 snaps, leading the defensive line with five tackles (four solo), including two for a loss, and a pressure...Blew past G Laken Tomlinson to get to RB Ameer Abdullah in the backfield for a 3-yard loss on a first-quarter run...Fought off a block by T Riley Reiff to get to RB Joique Bell and bring him down for a 2-yard loss on a run with just under two minutes remaining in the game.

► **vs. Dallas Cowboys (Dec. 13):** Started and appeared on 28 plays...Helped limit the Cowboys to 11 first downs and 270 yards of total offense.

► **at Oakland Raiders (Dec. 20):** Started and played 41 snaps, leading the defensive line with four tackles (two solo), two pressures and a QB hit.

► **at Arizona Cardinals (Dec. 27):** Posted the first interception of his career, stepping back to pick off QB Carson Palmer's screen pass intended for RB David Johnson late in the first half...Made the interception at the Arizona 21 and then returned it 6 yards...Finished with three tackles (all solo), including a stop of Johnson for a 3-yard loss on a run up the middle in the first quarter.

► **vs. Minnesota Vikings (Jan. 4):** Started and played 36 snaps, finishing with four tackles (all assists) and a pass defended, batting down a QB Teddy Bridgewater pass at the line late in the first half...Helped limit Peterson, who led the NFL in rushing this season, to just 67 yards on 19 carries (3.5 avg.) with a long of 10 yards.

► **at Washington Redskins (NFC Wild Card, Jan. 10):** Started and appeared on 52 plays, recording three tackles (one solo), a half-sack and

a QB hit...Fought off a block from RG Brandon Scherff for a shared 9-yard sack of QB Kirk Cousins with LB Nick Perry late in the fourth quarter.

91 Jayrone Elliott, LB, 2nd Year, Toledo

• After making the 53-man roster, played in 13 regular-season games and both postseason contests as a rookie in 2014, contributing primarily on special teams.

• Finished the 2014 season with 15 special teams tackles, No. 1 among Packers rookies and No. 2 on the team behind S Sean Richardson (17).

• Posted a team-high six tackles on special teams during the postseason.

2015 SEASON: Played in 14 games and registered 17 tackles (14 solo), three sacks, three pressures, two QB hits, a forced fumble, an interception and two passes defended...Ranked No. 3 on the team with 11 tackles on special teams...Missed two contests (Weeks 16-17) due to a quad injury.

► **at Chicago Bears (Sept. 13):** Played a team-high 21 snaps on special teams and 19 on defense...Recorded two tackles (both solo) on defense and added two pressures, chasing QB Jay Cutler out of the pocket to force an incompletion on Chicago's opening drive...Added a tackle on special teams.

► **vs. Seattle Seahawks (Sept. 20):** Had a hand in both of Green Bay's takeaways, with the turnovers coming on back-to-back series in the fourth quarter to help seal the victory...Posted his first career interception midway through the fourth after the Packers had just taken a 24-17 lead...On the play, was lined up at LOLB and dropped back into coverage to make a one-handed INT with his right hand as he stepped in front of RB Marshawn Lynch on a screen pass thrown by QB Russell Wilson...Fumbled on the return, but recovered the ball at the Seattle 37 to help set up a 21-yard Mason Crosby FG that put Green Bay up, 27-17...After Crosby's field goal, chased down RB Fred Jackson after a short completion to punch the ball out, where it was recovered by DB Micah Hyde at the Green Bay 31 to seal the win... Also played a team-high 22 snaps on special teams and tied for the team lead with two tackles, including a stop of WR Tyler Lockett for zero yards on a third-quarter punt return at the Seattle 46.

► **vs. Kansas City Chiefs (Sept. 28):** Played 15 snaps on defense and registered the first sack of his career...Early in the third quarter, came off the left end unblocked and split RB Jamaal Charles and G Ben Grubbs as they attempted to block him in the backfield on his way to QB Alex Smith, who he brought down for a 10-yard loss at the Kansas City 35...Finished with two solo tackles...Played a team-high 25 snaps on special teams and was tied for the team lead with three tackles.

► **at San Francisco 49ers (Oct. 4):** Posted a sack in his second straight game, coming off the left side and making an inside move on T Erik Pears to get to QB Colin Kaepernick as he brought him down for a 7-yard loss to the Green Bay 22 to help force the 49ers to settle for a FG... Appeared on 14 plays on defense and 19 on special teams (tied for the team high).

► **vs. St. Louis Rams (Oct. 11):** Played 24 snaps on defense and 22 on special teams...Registered a career-high four tackles on defense (three solo).

► **vs. San Diego Chargers (Oct. 18):** Played 17 snaps on defense and 21 on special teams...Posted a tackle on kickoff coverage.

► **at Denver Broncos (Nov. 1):** Appeared on a team-high 23 plays on special teams.

► **at Carolina Panthers (Nov. 8):** Played 35 snaps on special teams, which was tied for the team high, and was tied for the team lead with two tackles.

► **vs. Detroit Lions (Nov. 15):** Played a team-high 28 snaps on special teams.

► **at Minnesota Vikings (Nov. 22):** Played 20 snaps on defense and registered an assisted tackle...Also appeared on 23 plays on special teams.

► **vs. Chicago Bears (Nov. 26):** Posted two tackles (one solo) and a QB hit on seven snaps on defense.

► **at Detroit Lions (Dec. 3):** Played 27 snaps on special teams and eight on defense...Recorded a solo tackle on defense.

► **vs. Dallas Cowboys (Dec. 13):** Played 13 snaps, but made an impact in his limited playing time with two tackles (both solo), a sack, a pressure, a QB hit and a pass defended...Came untouched off the right

side to bring down QB Matt Cassel for a 7-yard sack with just under two minutes remaining in the game...Two plays later, deflected Cassel's pass intended for TE Jason Witten on fourth down, giving Green Bay the ball back to run out the clock in the 28-7 win.

► **at Oakland Raiders (Dec. 20):** Played 11 snaps on defense and 14 on special teams...Posted a solo tackle on defense and was tied for the team lead with two tackles on special teams...Sustained a quad injury in the second quarter and did not return.

► **at Arizona Cardinals (Dec. 27):** Inactive (quad).

► **vs. Minnesota Vikings (Jan. 4):** Inactive (quad).

► **at Washington Redskins (NFC Wild Card, Jan. 10):** Inactive (quad).

61 Brett Goode, LS, 8th Year, Arkansas

- Has appeared in 126 regular-season games and 11 playoff contests since joining the club, having recorded 12 coverage tackles and a fumble recovery in his eight seasons, including a career-best five tackles in 2010.
- Has snapped for all seven of the longest field goals in franchise history (all by Crosby).

2015 SEASON: Played in the first 14 games, handling snapping duties for all punts and placements, before sustaining a season-ending knee injury in Week 15 at Oakland...Was placed on injured reserve on Dec. 22.

► **at Chicago Bears (Sept. 13):** Handled snapping duties for P Tim Masthay's two punts and K Mason Crosby's four extra points and FG.

► **vs. Seattle Seahawks (Sept. 20):** Snapped for all punts and placements, including Crosby's 21-yard FG with just under two minutes remaining that made Crosby the all-time leading scorer in franchise history as he surpassed K Ryan Longwell (1,054 points) for the career mark.

► **vs. Kansas City Chiefs (Sept. 28):** Snapped for Crosby's five extra points and one FG and Masthay's five punts.

► **at San Francisco 49ers (Oct. 4):** Snapped for Crosby's two extra points and one FG and Masthay's six punts.

► **vs. St. Louis Rams (Oct. 11):** Handled snapping duties for Crosby's FG and three extra points and Masthay's four punts.

► **vs. San Diego Chargers (Oct. 18):** Snapped for Crosby's two FGs and three extra points and Masthay's four punts.

► **at Denver Broncos (Nov. 1):** Snapped for Crosby's 56-yard FG in the third quarter and for Masthay's four punts.

► **at Carolina Panthers (Nov. 8):** Snapped for Crosby's three extra points and for Masthay's career-high-tying eight punts.

► **vs. Detroit Lions (Nov. 15):** Handled snapping duties for Masthay's career-high nine punts and for Crosby's 44-yard FG.

► **at Minnesota Vikings (Nov. 22):** Snapped for Crosby's five FGs, which tied the single-game franchise record, as Crosby became the first kicker in NFL history to post five FGs of 40-plus yards in a game...Also snapped for Masthay's four punts (38.0-yard net, two inside the 20).

► **vs. Chicago Bears (Nov. 26):** Snapped for Crosby's two FGs and Masthay's five punts.

► **at Detroit Lions (Dec. 3):** Snapped for Masthay's six punts as he recorded a 47.7-yard gross average and a 44.3-yard net average, the third-best net average posted by Masthay in a game with six-plus punts.

► **vs. Dallas Cowboys (Dec. 13):** Snapped for Masthay as he posted a net average of 44.0-plus yards for the second straight game (44.7 on six punts), the first Green Bay punter to do so in a single season (since 1976).

► **at Oakland Raiders (Dec. 20):** Snapped for Masthay as he extended his franchise-record single-season streak to three straight games with a net average of 44.0-plus yards (career-high 48.5-yard average on four punts)...The 48.5-yard net average was the second highest in team history (since 1976), trailing only Jon Ryan's mark of 49.0 yards vs. Detroit on Dec. 30, 2007...Sustained a knee injury early in the game, but finished the contest without missing any time...It was later revealed to be a season-ending injury.

39 Demetri Goodson, CB, 2nd Year, Baylor

- Saw action in six games and was inactive for 10 contests and both post-season games as a rookie last season.

- Registered six special teams tackles, No. 2 on the team among rookies

behind only LB Jayrone Elliott.

- Earned honorable mention All-Big 12 recognition as a senior in 2013, appearing in 11 games with 10 starts and posting career highs in tackles (26), interceptions (three) and passes defended (16).

2015 SEASON: Played in 14 games, seeing time on defense and special teams...Registered five tackles (four solo) and a pass defended on defense and eight tackles on special teams...Was inactive for two contests (Weeks 3-4) due to a hamstring injury.

► **at Chicago Bears (Sept. 13):** Played nine snaps on special teams.

► **vs. Seattle Seahawks (Sept. 20):** Appeared on 18 plays on special teams and registered one tackle.

► **vs. Kansas City Chiefs (Sept. 28):** Inactive due to a hamstring injury sustained vs. Seattle in Week 2.

► **at San Francisco 49ers (Oct. 4):** Inactive (hamstring).

► **vs. St. Louis Rams (Oct. 11):** Returned to action, appearing on nine plays on special teams.

► **vs. San Diego Chargers (Oct. 18):** Played nine snaps on special teams and registered a tackle.

► **at Denver Broncos (Nov. 1):** Made a leaping deflection with his left hand to break up a deep pass down the left sideline from QB Peyton Manning to WR Demaryius Thomas late in the first half on third down to force a Denver punt...Added a tackle on special teams.

► **at Carolina Panthers (Nov. 8):** Saw the most significant defensive action of his career with CBs Sam Shields and Quinten Rollins sidelined due to injuries, appearing on 49 plays, and registered a career-high five tackles (four solo)...Added a tackle on special teams.

► **vs. Detroit Lions (Nov. 15):** Played 18 snaps on special teams.

► **at Minnesota Vikings (Nov. 22):** Appeared on 18 plays on special teams and two on defense.

► **vs. Chicago Bears (Nov. 26):** Played 16 snaps on special teams and five on defense...Led the team with two tackles on special teams.

► **at Detroit Lions (Dec. 3):** Appeared on 21 plays on special teams and three on defense.

► **vs. Dallas Cowboys (Dec. 13):** Played 17 snaps on defense and one on special teams...Posted a tackle on special teams, helping to bring down WR Lucky Whitehead for a 2-yard loss on a punt return in the fourth quarter.

► **at Oakland Raiders (Dec. 20):** Appeared on 16 plays on special teams and recorded a tackle.

► **at Arizona Cardinals (Dec. 27):** Played 13 snaps on special teams and registered a tackle.

► **vs. Minnesota Vikings (Jan. 4):** Appeared on 14 plays on special teams.

► **at Washington Redskins (NFC Wild Card, Jan. 10):** Played 17 snaps on special teams and two on defense...Registered a tackle on special teams.

98 Letroy Guion, DT, 8th Year, Florida State

- In his first season with the Packers (2014), started all 16 games for the first time in his career and set career highs with 62 tackles (31 solo) and 3.5 sacks.

- Signed with Green Bay as a free agent in March 2014 after spending his first six seasons in the league with the Minnesota Vikings, where he appeared in 68 games with 31 starts.

- Started all 28 games he appeared in for the Vikings in 2012-13, recording 72 tackles (32 solo) and three sacks over that span.

2015 SEASON: Played in 13 contests with four starts and has posted 36 tackles (11 solo), three pressures and two QB hits...Has added a tackle on special teams...Was on the reserve/suspended list for the first three games of the season.

► **at San Francisco 49ers (Oct. 4):** Made his season debut, appearing on 22 plays...Helped limit the 49ers to just one rushing first down and RB Carlos Hyde to only 20 yards rushing on eight carries (2.5 avg.).

► **vs. St. Louis Rams (Oct. 11):** Played 35 snaps and registered five tackles (three solo)...Added two pressures and a QB hit.

► **vs. San Diego Chargers (Oct. 18):** Started in place of an injured B.J. Raji (groin) and played 54 snaps, helping limit the Chargers to just 60

yards rushing on 21 attempts (2.9 avg.)...Registered five assisted tackles.
▶**at Denver Broncos (Nov. 1):** Played 23 snaps and recorded three assisted tackles.

▶**at Carolina Panthers (Nov. 8):** Started at DE and played 39 snaps, recording three tackles (one solo)...Helped limit RB Jonathan Stewart to an average of 3.1 yards per carry (66 yards on 20 attempts), his lowest average since Week 1.

▶**vs. Detroit Lions (Nov. 15):** Played 19 snaps and helped limit the Lions to just 45 rushing yards on 26 attempts (1.7 avg.), the fewest rushing yards allowed to an opponent on 25-plus attempts since Miami rushed for 37 yards on 25 carries vs. the Packers on Sept. 22, 1991...Posted three tackles (two solo).

▶**at Minnesota Vikings (Nov. 22):** Started at DE, appearing on 19 plays and recording an assisted tackle and a pressure...Helped limit RB Adrian Peterson, who entered the game ranked No. 1 in the league in rushing, to just 45 yards on 13 carries (3.5 avg.), his lowest yardage total since Week 1.

▶**vs. Chicago Bears (Nov. 26):** Started at DE and played 19 snaps...Registered three assisted tackles and helped limit the Bears to an average of 3.3 yards per carry on 31 attempts with a long gain of 14 yards.

▶**at Detroit Lions (Dec. 3):** Played 16 snaps and posted a QB hit.

▶**vs. Dallas Cowboys (Dec. 13):** Played 17 snaps and led the defensive line with four tackles (one solo).

▶**at Oakland Raiders (Dec. 20):** Appeared on 23 plays on defense and registered three tackles (two solo)...Added a tackle on special teams, bringing down LB Curtis Lofton after he recovered a blocked FG late in the fourth quarter.

▶**at Arizona Cardinals (Dec. 27):** Led the defensive line with six tackles (two solo) in 23 snaps of action.

▶**vs. Minnesota Vikings (Jan. 4):** Played 21 snaps and recorded three tackles (one solo)...Helped limit Peterson, who led the NFL in rushing, to just 67 yards on 19 carries (3.5 avg.) with a long gain of 10 yards.

▶**at Washington Redskins (NFC Wild Card, Jan. 10):** Appeared on 19 plays and registered two tackles (one solo), including a stop of RB Alfred Morris with LB Clay Matthews for a 1-yard loss on second-and-goal from the 1 midway through the first quarter as part of a crucial goal-line stand.

36 LaDarius Gunter, CB, Rookie, Miami

• One of two rookie free agents to make Green Bay's opening-day roster, joining RB Alonzo Harris.

• Registered a team-high five passes defended and an interception for Green Bay during the preseason.

• Lettered all three years at Miami, starting 30 of 37 games played and recording 111 tackles (76 solo), three tackles for a loss, a forced fumble, two fumble recoveries, six interceptions and 18 pass breakups.

2015 SEASON: Played in eight games and was inactive for eight others (healthy scratch)...Has recorded two tackles on special teams.

▶**at Chicago Bears (Sept. 13):** Inactive (healthy scratch).

▶**vs. Seattle Seahawks (Sept. 20):** Inactive (healthy scratch).

▶**vs. Kansas City Chiefs (Sept. 28):** Made his NFL debut, playing three snaps on defense and five on special teams.

▶**at San Francisco 49ers (Oct. 4):** Played five snaps on defense and two on special teams.

▶**vs. St. Louis Rams (Oct. 11):** Inactive (healthy scratch).

▶**vs. San Diego Chargers (Oct. 18):** Played one snap on special teams.

▶**at Denver Broncos (Nov. 1):** Inactive (healthy scratch).

▶**at Carolina Panthers (Nov. 8):** Played 18 snaps on special teams.

▶**vs. Detroit Lions (Nov. 15):** Inactive (healthy scratch).

▶**at Minnesota Vikings (Nov. 22):** Inactive (healthy scratch).

▶**vs. Chicago Bears (Nov. 26):** Played five snaps on special teams.

▶**at Detroit Lions (Dec. 3):** Appeared on six plays on special teams and two on defense.

▶**vs. Dallas Cowboys (Dec. 13):** Inactive (healthy scratch).

▶**at Oakland Raiders (Dec. 20):** Played seven snaps on special teams and one on defense...Posted his first career tackle on special teams, bring-

ing down RB Taiwan Jones at the Oakland 16 after just an 18-yard return on a kickoff in the fourth quarter.

▶**at Arizona Cardinals (Dec. 27):** Appeared on one play on special teams, bringing down RB Kerwynn Williams at the Arizona 12 on the opening kickoff of the game.

▶**vs. Minnesota Vikings (Jan. 4):** Inactive (healthy scratch).

▶**at Washington Redskins (NFC Wild Card, Jan. 10):** Saw the most significant action of his career on defense, seeing increased time in the second half after CB Quinten Rollins departed the game due to a quad injury...Played 31 snaps on defense and 13 on special teams...Registered a solo tackle and a pass defended...Broke up a pass from QB Kirk Cousins intended for WR Pierre Garcon over the middle in the fourth quarter.

29 Casey Hayward, CB, 4th Year, Vanderbilt

• Was tied for No. 1 on the Packers in INTs (three, CB Tramon Williams) and was No. 2 in fumble recoveries (two) in 2014.

• Was tied for No. 1 on the team (LB Julius Peppers) and No. 7 in the NFL in 2014 for total takeaways with five (three INTs, two fumble recoveries).

• In 2014, was one of only two players in the NFL to register an INT return for a TD and a fumble recovery for a TD (DE J.J. Watt).

2015 SEASON: Played in all 16 games with 11 starts, opening five at LCB and six in the slot when the defense opened in nickel...Ranked No. 4 on the team with 72 tackles (53 solo) and seven passes defended...Added a tackle on special teams.

▶**at Chicago Bears (Sept. 13):** Played 66 snaps on defense and registered two tackles (one solo) and a pass defended, breaking up a QB Jay Cutler pass intended for WR Eddie Royal late in the first half.

▶**vs. Seattle Seahawks (Sept. 20):** Started at LCB and played 56 of 60 snaps...Posted three tackles (two solo).

▶**vs. Kansas City Chiefs (Sept. 28):** Didn't start as the defense opened up with three safeties, but played 70 of 71 snaps and registered five tackles (four solo), including a tackle for a loss...Was lined up in the slot against WR Jeremy Maclin on the first play of the second half, avoiding a block from Maclin to bring TE Travis Kelce down for a 3-yard loss at the Kansas City 17 on a short pass in the flat.

▶**at San Francisco 49ers (Oct. 4):** Started at LCB and played 45 of 50 snaps, recording two tackles (one solo)...Helped limit the 49ers to just 196 yards of total offense and QB Colin Kaepernick to a 55.4 passer rating (13 of 25, 160 yards, one INT).

▶**vs. St. Louis Rams (Oct. 11):** Started in the slot as the team opened in nickel, appearing on 59 of 71 plays...Posted four tackles (two solo) and helped limit QB Nick Foles to a 23.8 passer rating as he completed only 11 of 30 passes for 141 yards and one TD with a career-high four INTs (previous high was two INTs).

▶**vs. San Diego Chargers (Oct. 18):** Started as the slot corner and played 90 of 92 snaps, recording five solo tackles...Blew past TE Antonio Gates to get to RB Melvin Gordon in the backfield and bring him down for a 2-yard loss on a run on San Diego's opening drive.

▶**at Denver Broncos (Nov. 1):** Started at LCB and registered a career-high and team-leading 11 tackles (eight solo)...Added two passes defended, which tied him for the team lead.

▶**at Carolina Panthers (Nov. 8):** Started at LCB and played 41 snaps before departing in the third quarter with a concussion...Recorded three tackles (two solo), including a stop of RB Jonathan Stewart for a 2-yard loss on a run midway through the second quarter...Added a pass defended.

▶**vs. Detroit Lions (Nov. 15):** Started in the slot as the defense opened in nickel and played 52 snaps...Registered five tackles (four solo), including a tackle for a loss...Late in the first half, blitzed from the slot and brought down RB Theo Riddick in the backfield for a 1-yard loss.

▶**at Minnesota Vikings (Nov. 22):** Played 48 snaps and posted seven tackles (five solo), a QB hit and a pass defended...Came on a blitz early in the fourth quarter and delivered a hit on QB Teddy Bridgewater on his deep pass intended for TE Kyle Rudolph that was broken up by CB Damarious Randall...Later in the fourth quarter, ran down the seam with Rudolph and broke up a pass intended for him near the Green Bay 10.

▶**vs. Chicago Bears (Nov. 26):** Played 54 snaps and recorded four tackles (three solo).

► **at Detroit Lions (Dec. 3):** Started as the slot CB in nickel and registered six tackles (five solo) and a pass defended.

► **vs. Dallas Cowboys (Dec. 13):** Played 39 snaps and recorded four tackles (three solo)...Helped limit QB Matt Cassel to a 41.5 QB rating as he completed just 13 of 29 passes for 114 yards, the fewest allowed to a QB by Green Bay all season.

► **at Oakland Raiders (Dec. 20):** Started as the slot CB in nickel and played 75 of 77 snaps...Recorded five tackles (three solo) and a pass defended.

► **at Arizona Cardinals (Dec. 27):** Started in the slot and played 56 of 58 snaps, finishing with six tackles (five solo).

► **vs. Minnesota Vikings (Jan. 4):** Started at LCB and played all 48 snaps, posting an assisted tackle...Helped limit QB Teddy Bridgewater to a career-low 99 yards passing and a 45.7 passer rating.

► **at Washington Redskins (NFC Wild Card, Jan. 10):** Started in the slot and played 70 of 72 snaps, finishing with seven tackles (five solo) and a pass defended...Broke up a deep pass over the middle from QB Kirk Cousins intended for WR DeSean Jackson midway through the second quarter.

7 Brett Hundley, QB, Rookie, UCLA

- Finished second in the NFL with a 129.6 passer rating during the pre-season, connecting on 45 of 65 passes (69.2 percent) for a league-high seven TDs with one INT.

- Finished his career at UCLA ranked No. 1 in school history in passing TDs (75), total offense (11,713 yards) and completions (837) despite playing just three seasons for the Bruins.

- Ranks No. 2 in school annals in passing yards (9,966), 300-yard passing games (10), rushing yards by a QB (1,747) and rushing TDs by a QB (30).

2015 SEASON: Was inactive (healthy scratch) for all 16 games.

► **at Washington Redskins (NFC Wild Card, Jan. 10):** Inactive (healthy scratch).

33 Micah Hyde, DB, 3rd Year, Iowa

- Is tied for No. 1 in franchise history (Desmond Howard, Will Blackmon) with three career punt returns for TDs.

- Is the only defensive back in team history (since 1982) to register a sack in each of his first three seasons in the league.

- Averaged 15.8 yards on 14 punt returns in 2014, No. 1 in the NFL among players with 14-plus returns and No. 3 in franchise history (min. 14 returns) for a single season, trailing only Billy Grimes (19.1 in 1950) and Willie Wood (16.1 in 1961).

- In 2014, set career highs in starts (12), total tackles (55), solo tackles (46) and passes defended (12). Also registered the first two interceptions of his career last season.

2015 SEASON: Played in 15 games with seven starts, opening five at SS and two as the third CB...Was inactive (hip) in Week 12...Registered 51 tackles (45 solo), a career-high three interceptions (tied for team lead), a fumble recovery, two QB pressures and seven passes defended...Was tied for No. 4 on the team in tackles...Also served as the punt returner, posting a 5.8-yard average on 25 returns...Returned eight kickoffs for 187 yards (23.4 avg.)...Added five tackles and a fumble recovery on special teams.

► **at Chicago Bears (Sept. 13):** Started at SS in place of an injured Morgan Burnett (calf) and was one of three defensive players to appear on all 77 snaps...Posted four tackles (all solo) and also served as the team's punt returner, but did not have any returns.

► **vs. Seattle Seahawks (Sept. 20):** Started as the third CB as the Packers opened in nickel...Played 47 of 60 snaps on the evening, posting five tackles (all solo), a fumble recovery and a pass defended...Posted his first career fumble recovery to seal the win, scooping up RB Fred Jackson's fumble that was forced by LB Jayrone Elliott at the Green Bay 31 with 22 seconds remaining...Added a tackle on special teams.

► **vs. Kansas City Chiefs (Sept. 28):** Started at SS for the second time on the season for an injured Burnett (calf), appearing on all 71 plays, one of only two defenders to do so...Registered three tackles (two solo) and a pass defended and had four punt returns for 30 yards (7.5 avg.).

► **at San Francisco 49ers (Oct. 4):** Started at SS and played all 50 snaps, one of three defenders to do so for Green Bay...Finished No. 2 in

the secondary with five tackles (all solo)...Helped limit the 49ers to just 196 yards of total offense and QB Colin Kaepernick to a 55.4 passer rating (13 of 25, 160 yards, one INT).

► **vs. St. Louis Rams (Oct. 11):** Started at SS and played all 71 snaps, one of four defenders to do so...Intercepted a Nick Foles pass late in the first quarter at the Green Bay 48, picking off his short pass that sailed over the head of WR Kenny Britt after Foles was hit by LB Julius Peppers...Finished with five tackles (all solo) and two passes defended...Added a tackle on special teams.

► **vs. San Diego Chargers (Oct. 18):** Started at SS and played 87 of 92 snaps, recording a season-high eight tackles (all solo) and a pass defended...With San Diego facing a fourth-and-3 at the Green Bay 12 early in the fourth quarter, broke up a back-shoulder throw from QB Philip Rivers intended for TE Antonio Gates near the goal line to force a turnover on downs.

► **at Denver Broncos (Nov. 1):** Started as the slot CB as the Packers opened in nickel and played all 67 snaps...Registered eight tackles (six solo) and added a tackle on special teams.

► **at Carolina Panthers (Nov. 8):** Played 19 snaps on defense in reserve duty and registered a solo tackle...Returned four punts for 18 yards (4.5 avg.) and three kickoffs for 71 yards (23.7 avg.).

► **vs. Detroit Lions (Nov. 15):** Played 28 snaps on defense and recorded two tackles (one solo)...Also returned two punts for 7 yards (3.5 avg.) and three kickoffs for 78 yards (26.0 avg.)...Posted a tackle on special teams.

► **at Minnesota Vikings (Nov. 22):** Played eight snaps on defense before reinjuring his hip on a tackle attempt on TE Kyle Rudolph's 47-yard TD catch late in the first quarter...Did not return after sustaining the injury...Registered a tackle on special teams.

► **vs. Chicago Bears (Nov. 26):** Inactive (hip), the first game missed due to injury in his career.

► **at Detroit Lions (Dec. 3):** Returned to action after missing one contest, appearing on 33 defensive plays and recording three tackles (one solo), a QB pressure and a sack...Came up the middle on a delayed blitz midway through the second quarter to bring down QB Matthew Stafford for a 3-yard loss on third down and force a Detroit punt...With the sack, became the first defensive back in franchise history (since 1982) to record at least one sack in each of his first three seasons in the NFL...Handled punt-return duties, but did not have any returns (five fair catches).

► **vs. Dallas Cowboys (Dec. 13):** Played 27 snaps and registered four tackles (all solo)...Helped limit QB Matt Cassel to a 41.5 QB rating as he completed just 13 of 29 passes for 114 yards, the fewest allowed to a QB by Green Bay all season...Had four punt returns for 13 yards (3.3 avg.).

► **at Oakland Raiders (Dec. 20):** Registered his second interception of the season, picking off QB Derek Carr's pass over the middle intended for TE Clive Walford midway through the first quarter...Made the pick at the Oakland 36 before weaving through the defense as he returned it 34 yards down to the 2-yard line, helping to set up FB John Kuhn's 5-yard TD run for the first points of the game...Posted a 12.0-yard average on two punt returns, including a 14-yarder out to midfield early in the third quarter that helped set up a Mason Crosby FG.

► **at Arizona Cardinals (Dec. 27):** Had one punt return for zero yards and played 21 snaps on defense.

► **vs. Minnesota Vikings (Jan. 4):** Was involved in turnover plays on both defense and special teams...Midway through the third quarter, made a one-handed interception of QB Teddy Bridgewater's pass over the middle intended for WR Mike Wallace...With Bridgewater under pressure, the QB attempted a left-handed throw to Wallace, but Hyde made a back-handed pick with his right hand, his career-high third INT of the season...Added a solo tackle on defense...In the fourth quarter, recovered a WR Cordarelle Patterson fumble that was forced by K Mason Crosby at the tail end of a 70-yard kickoff return, diving on the ball at the Green Bay 23 to give the Packers the ball back with the team trailing 20-13.

► **at Washington Redskins (NFC Wild Card, Jan. 10):** Played 56 snaps on defense and registered seven tackles (two solo) and a pass defended...Late in the fourth quarter, broke up a pass over the middle in the end zone intended for TE Jordan Reed, nearly intercepting the Kirk

Cousins pass...Returned two punts for 29 yards (14.5 avg.), including a 17-yard return late in the first half out to the Washington 40 that helped set up a nine-play, 60-yard drive that was capped off with a 10-yard TD pass from QB Aaron Rodgers to WR Davante Adams to give Green Bay a 17-11 lead at the half.

83 Jeff Janis, WR, 2nd Year, Saginaw Valley State

- Led the team with three TD catches during the 2015 preseason, finishing with 10 receptions for 149 yards (14.9 avg.).
- Appeared in three contests as a rookie in 2014, posting two receptions for 16 yards (8.0 avg.).
- Was inactive (healthy scratch) for the other 13 regular-season games and both playoff contests.

2015 SEASON: Played in all 16 games, seeing time on offense and special teams...Had two receptions for 79 yards (39.5 avg.)...Ranked No. 2 on the team with 15 tackles on special teams and had 14 kickoff returns for 406 yards (29.0 avg.), including three returns of 45-plus yards.

►**at Chicago Bears (Sept. 13):** Played nine snaps on special teams and one on offense.

►**vs. Seattle Seahawks (Sept. 20):** Appeared on 15 snaps on special teams and registered two tackles, the first of his career on special teams...Made a tackle of WR Tyler Lockett on the final play of the first half at the Seattle 25, limiting him to just an 11-yard kickoff return.

►**vs. Kansas City Chiefs (Sept. 28):** Posted two tackles on special teams...Also saw action on offense with WR Davante Adams departing in the first quarter (ankle), playing a career-high 16 snaps.

►**at San Francisco 49ers (Oct. 4):** Played 15 snaps on offense and 16 on special teams...Registered a tackle.

►**vs. St. Louis Rams (Oct. 11):** Appeared on 14 plays on special teams.

►**vs. San Diego Chargers (Oct. 18):** Saw significant action on offense (40 snaps) after WR Ty Montgomery departed in the second quarter due to an ankle injury, and made an impact with his first catches of the season, posting 79 yards on two receptions (39.5 avg.)...Had a career-long 46-yard grab midway through the second quarter down to the San Diego 11 to help set up a Mason Crosby FG...On the play, was split out wide to the left against CB Jason Verrett and ran a deep route down the seam before adjusting and turning the route out to make a diving grab near the sideline...Made a 33-yard catch with just over five minutes remaining in the game on a drive that was capped off with Crosby's 28-yard FG that gave Green Bay a 27-20 lead...Was lined up in the slot to the right and came across the field to catch a flip pass from a scrambling QB Aaron Rodgers...Outran ILB Donald Butler as he took it down to the San Diego 20...Added a tackle on special teams, chasing down WR Jacoby Jones for a 5-yard loss at the San Diego 16 on a third-quarter punt return.

►**at Denver Broncos (Nov. 1):** Played 13 snaps on special teams and two on offense.

►**at Carolina Panthers (Nov. 8):** Appeared on 27 plays on special teams and three on offense...Tied for the team lead with two tackles on special teams.

►**vs. Detroit Lions (Nov. 15):** Played 22 snaps on offense and registered a tackle on special teams.

►**at Minnesota Vikings (Nov. 22):** Played 20 snaps on offense and 21 on special teams snaps, making a pair of impactful plays in the game...Posted a 70-yard kickoff return late in the first quarter to the Minnesota 34 to help set up Crosby's 47-yard FG on the first return of his pro career...It marked the longest return by a Packer on his first NFL kickoff return since Dave Hampton's 89-yarder vs. San Francisco on Sept. 28, 1969...The return was the longest by a Packer since DB Micah Hyde posted a 70-yarder vs. Pittsburgh on Dec. 22, 2013...With the Packers leading 9-6 late in the first half, came back on a deep throw from Rodgers to draw a 50-yard pass-interference penalty on third-and-15 on CB Terence Newman, giving Green Bay the ball at the Minnesota 35 on a drive that would be capped off with a 10-yard TD catch by Randall Cobb...Added a tackle on special teams.

►**vs. Chicago Bears (Nov. 26):** Had two kickoff returns for 82 yards (41.0 avg.), highlighted by a 64-yard return in the second quarter to the Chicago 33 that helped set up a 22-yard Mason Crosby FG...Took the

return down the middle of the field, breaking several tackle attempts before bouncing it out down the left sideline...Became the first Packer to post a kickoff return of 60-plus yards in back-to-back games since WR Robert Brooks in 1993 (Oct. 3-10)...Became the first NFL player to register two kickoff returns of 60-plus yards in his first four attempts since Oilers CB Willie Tullis in 1981...Added a tackle on special teams.

►**at Detroit Lions (Dec. 3):** Returned two kickoffs for 46 yards (23.0 avg.).

►**vs. Dallas Cowboys (Dec. 13):** Led the team with a career-high three tackles on special teams...On all three of the stops, which came on punt returns, brought down WR Lucky Whitehead for a 2-yard loss...Returned two kickoffs for 40 yards (20.0 avg.).

►**at Oakland Raiders (Dec. 20):** Posted a 27.0-yard average on four kickoff returns...After Oakland took a 20-17 lead midway through the third quarter, posted a 47-yard kickoff return out to the Green Bay 47, helping set up Rodgers' 30-yard TD pass to WR James Jones three plays later that gave the Packers a 24-20 lead, one they would never relinquish...Posted a tackle on special teams, bringing down WR Jeremy Ross for a 2-yard loss on a punt return early in the first quarter.

►**at Arizona Cardinals (Dec. 27):** Had one kickoff return for 21 yards...Played 20 snaps on special teams and two on offense.

►**vs. Minnesota Vikings (Jan. 4):** Posted a 26-yard kickoff return.

►**at Washington Redskins (NFC Wild Card, Jan. 10):** Played 21 snaps on special teams and four on offense...Had one kickoff return for 22 yards.

95 Datone Jones, DE, 3rd Year, UCLA

• Played in 13 games with three starts and appeared in both playoff contests in 2014. Ranked No. 4 on the team in pressures (15) and tied for No. 5 in QB hits (eight) during the regular season.

• In the 2014 postseason contest against Dallas, became the first Packer to register a blocked FG and a fumble recovery in a playoff game.

• Was one of four Packers to appear in all 16 games as a rookie in 2013, joining T David Bakhtiari, S Chris Banjo and CB Micah Hyde.

2015 SEASON: Played in 15 games and posted 25 tackles (17 solo), three sacks, 13 QB hits (No. 2 on the team), 12 pressures (No. 4) and two passes defended...Also had a blocked FG.

►**at Chicago Bears (Sept. 13):** Did not play (reserve/suspended).

►**vs. Seattle Seahawks (Sept. 20):** Made his season debut, appearing on 15 plays...Posted two solo tackles, a QB hit and a pressure...Got into the backfield to stop RB Marshawn Lynch for a 1-yard loss on a run in the third quarter.

►**vs. Kansas City Chiefs (Sept. 28):** Played 22 snaps on defense and posted two solo tackles and a QB pressure.

►**at San Francisco 49ers (Oct. 4):** Appeared on 15 plays on defense, recording an assisted tackle, two QB hits and a pressure.

►**vs. St. Louis Rams (Oct. 11):** Recorded the first blocked FG of his career in the regular season when he deflected K Greg Zuerlein's 50-yard attempt in the third quarter...Had a hand in CB Quinten Rollins' INT return for a TD late in the first quarter as he beat RG Rodger Saffold to deliver a hit on QB Nick Foles and force an overthrow of his pass intended for TE Jared Cook...Led the team in both QB hits (four) and pressures (four) in just 22 snaps of action.

►**vs. San Diego Chargers (Oct. 18):** Played 25 snaps on defense and recorded two tackles (both solo), a sack, an additional tackle for a loss, a pressure, a QB hit and a pass defended...Got a hand up to deflect a QB Philip Rivers pass late in the first quarter on third down to force the Chargers to settle for a FG...Came off the edge from a stand-up position on the left side to beat T Joe Barksdale and chase down Rivers from behind for a 4-yard sack midway through the fourth quarter to force a San Diego punt...On third-and-goal from the Green Bay 2 with 23 seconds remaining in the game, made an inside move to beat RG D.J. Fluker and get into the backfield to stop RB Danny Woodhead for a 1-yard loss.

►**at Denver Broncos (Nov. 1):** Played 18 snaps on defense and posted three tackles (two solo)...In the second quarter, stopped RB Ronnie Hillman for a 1-yard loss on a second-down run and then brought him down again for no gain on third down to force the Broncos to settle for a

50-yard FG.

► **at Carolina Panthers (Nov. 8):** Appeared on 16 plays on defense and recorded a QB pressure.

► **vs. Detroit Lions (Nov. 15):** Appeared on 30 plays and posted a QB pressure...Helped limit the Lions to just 45 yards rushing on 26 attempts (1.7 avg.), the fewest rushing yards allowed to an opponent on 25-plus attempts since Miami rushed for 37 yards on 25 carries vs. the Packers on Sept. 22, 1991.

► **at Minnesota Vikings (Nov. 22):** Played 31 snaps and matched his career high with two sacks...Early in the second quarter, came from a standup position on the left side to blow past T.T.J. Clemmings and bring QB Teddy Bridgewater down for an 18-yard loss...In the fourth quarter, beat G Mike Harris with an inside move and shook off a block from RB Matt Asiata to sack Bridgewater for a 10-yard loss on third down to force a Minnesota punt...Later in the fourth quarter, batted down a Bridgewater pass on third down...Finished with two solo tackles, two QB hits and a pass defended.

► **vs. Chicago Bears (Nov. 26):** Played 27 snaps and posted four tackles (three solo), including a tackle for a loss in the third quarter...From a standup position on the left side, blew past T Kyle Long to bring down RB Jeremy Langford for a 4-yard loss on a run.

► **at Detroit Lions (Dec. 3):** Appeared on 27 plays and registered two tackles (one solo).

► **vs. Dallas Cowboys (Dec. 13):** Played 31 snaps and registered an assisted tackle, a QB hit and a pass defended...Deflected QB Matt Cassel's pass at the line that was intended for WR Cole Beasley in the fourth quarter.

► **at Oakland Raiders (Dec. 20):** Appeared on 39 plays and registered two assisted tackles, two pressures and two QB hits.

► **at Arizona Cardinals (Dec. 27):** Played 34 snaps and recorded two tackles (one solo).

► **vs. Minnesota Vikings (Jan. 4):** Appeared on 12 plays, sustaining a neck injury late in the first half that would sideline him for the remainder of the game...Posted two solo tackles.

► **at Washington Redskins (NFC Wild Card, Jan. 10):** Played 27 snaps and posted a QB hit.

89 James Jones, WR, 9th Year, San Jose State

- Re-signed with the Packers in September 2015, returning to the team that he spent his first seven seasons in the league (2007-13) with before joining Oakland in 2014.

- Ranks 12th in franchise history in receiving yards (5,195), ninth in receptions (360) and ninth in receiving TDs (45).

- Led the NFL with 14 TD catches in 2012, the first Packer to lead the league in the category since WR Sterling Sharpe did so with his franchise-record 18 in 1994.

- Has played in all 16 games in six of the last seven seasons, missing just two games due to injury since 2009.

2015 SEASON: Played in all 16 games with 15 starts and had 50 receptions for a career-high 890 yards (17.8 avg.) and eight TDs (tied for the team lead)...Posted 50-plus receptions for the fourth straight season...Ranked No. 5 in the NFL with 15 catches of 25-plus yards, nearly doubling his previous career high (eight, 2013)...His 15 catches of 25-plus yards were the fourth most by a Packer over the past 25 seasons, trailing only Jordy Nelson (19 in 2013 and 16 in 2011) and Greg Jennings (16 in 2010)...Among players with two receptions per game, ranked No. 3 in the league with a 17.8-yard receiving average and No. 7 with a first-down percentage of 78.0 (39 of 50)...His average of 17.8 yards per catch was the third best by a Packer over the past 25 seasons, trailing only WR Jordy Nelson (18.6 in 2011) and Don Beebe (17.9 in 1996)...Made at least one 20-yard catch in 10 games this season...Was named an alternate for the Pro Bowl for the first time as a Packer.

► **at Chicago Bears (Sept. 13):** In his first game back in a Green Bay uniform, started as the third WR and led the team with two TD receptions as part of a four-catch, 51-yard (12.8 avg.) afternoon...Became the first Packer to have two TD catches in a season opener since WR Antonio Freeman in 1998...Late in the first quarter, was split out wide to the left and made a leaping grab with his left hand over CB Alan Ball for the 13-yard score on the side of the end zone to put Green Bay up, 7-3...On his second

TD, which came early in the third quarter, was split out left again and beat Ball on a slant for the 1-yard score...Caught a team-long 34-yard pass from Rodgers in the second quarter with Ball covering him.

► **vs. Seattle Seahawks (Sept. 20):** Started as the third WR and played 70 of 71 snaps, catching a TD pass for the second straight game...The score came on the opening drive as Jones was split out wide to the right, matched up against CB Richard Sherman...Rodgers drew DE Michael Bennett offside, creating a free play as Jones beat Sherman to the inside as Rodgers stepped up in the pocket and found him over the middle at the front of the end zone for the 29-yard score.

► **vs. Kansas City Chiefs (Sept. 28):** Led the team with 139 receiving yards and a TD on seven catches (19.9 avg.), the third-highest single-game yardage output of his career...Brought his season total to four TD catches, joining Cobb as the first Packers to post four receiving TDs in the first three games of the season since TE Keith Jackson did so in 1996...Became the first Packer to post a TD catch in each of the first three games of the season since TE Bubba Franks in 2001...On the 27-yard TD catch, which came with just under a minute remaining in the first half, was split out wide to the left against CB Marcus Cooper...Streaked down the field after the Chiefs jumped offside, making the back-shoulder catch in the end zone with Cooper losing his footing...Five of his seven catches went for first downs, including a team-long 52-yarder early in the fourth quarter that came on another free play...After the Chiefs jumped offside, made a back-shoulder grab down the seam at the Chiefs' 42 as S Tyvon Branch fell to the ground, taking it all the way down the right sideline to the Kansas City 8 to set up Rodgers' 4-yard TD pass to Cobb three plays later.

► **at San Francisco 49ers (Oct. 4):** Paced the team with 98 yards receiving on five catches (19.6 avg.), highlighted by a pair of 35-plus-yard catches...On third-and-7, made a sideline grab at the San Francisco 8 with CB Kenneth Acker in tight coverage, getting both feet in bounds on the 38-yard catch that would set up FB John Kuhn's 1-yard TD run three plays later to put Green Bay up, 17-3...Late in the first half, found an opening in the defense between Acker and LB NaVorro Bowman and then spun away from Acker and S Antoine Bethea as he took it down the left sideline for a 36-yard gain to the Green Bay 49.

► **vs. St. Louis Rams (Oct. 11):** Led the team with 77 yards receiving on two catches (38.5 avg.), highlighted by his 65-yard TD catch early in the third quarter that put the Packers ahead, 24-10...Was matched up with DB Lamarcus Joyner and caught a pass over the middle from Rodgers at the St. Louis 47 before taking it down the right sideline and outrunning S Rodney McLeod for the 65-yard score...It marked his longest TD reception since an 83-yarder vs. Detroit on Oct. 6, 2013, and it was his seventh career TD grab of 65-plus yards.

► **vs. San Diego Chargers (Oct. 18):** Posted his sixth TD catch of the season, hauling in a back-shoulder throw from Rodgers with CB Brandon Flowers covering him for an 8-yard score late in the third quarter to put the Packers up, 24-17, a lead they wouldn't relinquish...Finished with two receptions for 30 yards (15.0 avg.).

► **at Denver Broncos (Nov. 1):** Started and played 47 of 53 snaps...Had one reception for 2 yards.

► **at Carolina Panthers (Nov. 8):** Caught two passes for 57 yards (28.5 avg.), including a 36-yard grab from Rodgers in the fourth quarter...Made a leaping catch over CB Josh Norman to convert a fourth-and-14 as Rodgers scrambled to his left and found him down the field, his eighth of 25-plus yards on the season as he matched his single-season career high set in 2013.

► **vs. Detroit Lions (Nov. 15):** Played 86 snaps, but did not have any receptions.

► **at Minnesota Vikings (Nov. 22):** Played 66 snaps and led the team with six receptions for 109 yards (18.2 avg.) and a TD, highlighted by three catches of 25-plus yards to match his career high (at Jacksonville, Dec. 14, 2008)...With the Packers leading 19-13, made a juggling 37-yard catch on third-and-6 down to the Minnesota 28...Made a route adjustment on the play, turning up the field to beat CB Xavier Rhodes down the sideline as he secured the ball as he went to the ground...Three plays later, on the first play of the fourth quarter, made a diving catch in the end zone, tapping both feet in bounds for the 27-yard TD...Also caught a flip pass from

Rodgers on the next play for the two-point conversion and a 27-13 lead.

►**vs. Chicago Bears (Nov. 26):** Played all 78 snaps, but did not have any receptions.

►**at Detroit Lions (Dec. 3):** Posted a 19-yard reception in the fourth quarter on the second-to-last play of the game, lateraling the ball to TE Richard Rodgers, who then threw a lateral to QB Aaron Rodgers, who drew a face-mask penalty on the play to give the Packers one final, untimed play.

►**vs. Dallas Cowboys (Dec. 13):** Played 82 snaps and caught four passes for 49 yards (12.3 avg.), with three of the receptions going for first downs...Had a 13-yard catch to the Dallas 19 in the second quarter on third-and-10, keeping a drive alive that would be capped off with a 13-yard TD pass from Rodgers to RB James Starks.

►**at Oakland Raiders (Dec. 20):** Led the team with six receptions for 82 yards (13.7 avg.), highlighted by a 30-yard TD catch in the third quarter that gave the Packers a 24-20 lead, one they would not relinquish...Found an opening in zone coverage, running past CB David Amerson down the right sideline and hauling in a pass from Rodgers near the Oakland 5 before S Charles Woodson could come over in coverage...Had five grabs for 75 yards (15.0 avg.) in the second half...Matched his season high with five receiving first downs...Eclipsed the 5,000-yard receiving mark as a Packer, becoming just the 12th player in franchise history to do so.

►**at Arizona Cardinals (Dec. 27):** Led the team with five receptions for 46 yards (9.2 avg.), with four of his catches going for first downs...Caught a two-point conversion pass from Rodgers in the third quarter, making a leaping catch over CB Justin Bethel.

►**vs. Minnesota Vikings (Jan. 4):** Started as the lone WR and led the team with 102 receiving yards on four catches (25.5 avg.)...It was his third 100-yard receiving game of the season, a career high...Matched his career high with three receptions of 25-plus yards, accomplishing the feat for the second time this season against the Vikings...Beat CB Terence Newman down the sideline to make an over-the-shoulder catch for 32 yards late in the third quarter...Later in the fourth quarter, beat Newman again down the seam for a 37-yard catch to the Minnesota 23 from a scrambling Rodgers.

►**at Washington Redskins (NFC Wild Card, Jan. 10):** Led the team with seven catches for 81 yards (11.6 avg.), with the seven receptions a career high for the postseason...Had a 34-yard catch down the middle early in the second quarter, making an adjustment as he came across the field before turning the route up and beating CB Will Blackmon for the big gain.

30 John Kuhn, FB, 10th Year, Shippensburg

- Has played in 139 games with the Packers (2007-15), the most by an offensive player on the team over that span.

- Selected to the Pro Bowl in 2014, his second career selection (2011), and was named first-team All-Pro by *The Associated Press* for the first time in his career. Became the first Green Bay fullback since William Henderson in 2004 to be named to the Pro Bowl and earn first-team All-Pro honors in the same season.

- Has blocked for a 1,000-yard rusher in four of his last seven seasons (Ryan Grant, 2008-09; Eddie Lacy, 2013-14).

2015 SEASON: Played in all 16 games with six starts, seeing time on offense and special teams...Had nine carries for 28 yards (3.1 avg.) and two TDs...Also had six catches for 56 yards (9.3 avg.)...The two rushing TDs were his most in a season since 2011 (four)...Was selected to his third career Pro Bowl...Registered four tackles on special teams.

►**at Chicago Bears (Sept. 13):** Played seven snaps on offense and six on special teams.

►**vs. Seattle Seahawks (Sept. 20):** Appeared on nine plays on offense and eight on special teams.

►**vs. Kansas City Chiefs (Sept. 28):** Played 13 snaps on offense and 10 on special teams, recording a tackle.

►**at San Francisco 49ers (Oct. 4):** Scored on a 1-yard run up the middle midway through the third quarter to give Green Bay a 14-3 lead, his first rushing TD since the 2014 season opener at Seattle...Added an 8-yard catch in the third quarter, his first reception of the season.

►**vs. St. Louis Rams (Oct. 11):** Had a 3-yard run in the fourth quarter...Played 10 snaps on offense and seven on special teams.

►**vs. San Diego Chargers (Oct. 18):** Had two receptions for 20 yards (10.0 avg.), including a 19-yarder that he caught in the flat on third-and-3 and took down the sideline to the San Diego 13 to help set up QB Aaron Rodgers' 8-yard TD pass to WR James Jones two plays later that put Green Bay up, 24-17...It was his longest reception since a 20-yard grab vs. Minnesota on Nov. 24, 2013...Added a tackle on special teams.

►**at Denver Broncos (Nov. 1):** Played 11 snaps on special teams and two on offense.

►**at Carolina Panthers (Nov. 8):** Started for the first time since Week 14 last season, appearing on 10 plays on offense and 16 on special teams.

►**vs. Detroit Lions (Nov. 15):** Played 14 snaps on special teams and five on offense.

►**at Minnesota Vikings (Nov. 22):** Played 26 snaps on offense, helping clear holes for Lacy as he rushed for a season-high 100 yards on 22 carries (4.5 avg.)...Had one carry for 4 yards.

►**vs. Chicago Bears (Nov. 26):** Appeared on 10 plays on offense and nine on special teams...Posted a tackle on special teams.

►**at Detroit Lions (Dec. 3):** Started, playing 21 snaps on offense...Also appeared on 12 plays on special teams.

►**vs. Dallas Cowboys (Dec. 13):** Started and played 44 snaps, helping block for Green Bay's 230 rushing yards on 44 carries (5.2 avg.), the most rushing yards by the Packers in a game since Nov. 29, 2004, vs. St. Louis (231 yards on 28 carries)...Helped clear the way for a pair of 70-yard rushers in RB Eddie Lacy (season-high 124 yards and a TD on 24 carries) and RB James Starks (71 yards and a TD on 11 attempts)...Had a season-long 14-yard catch on a screen pass late in the second quarter down to the Dallas 3, helping to set up a 3-yard TD pass from QB Aaron Rodgers to TE Richard Rodgers two plays later...Also had one carry for 2 yards.

►**at Oakland Raiders (Dec. 20):** Started and played a season-high 47 snaps on offense...Had 12 yards rushing on three carries (4.0 avg.), including a 5-yard TD run up the middle in the first quarter to open up the scoring for Green Bay.

►**at Arizona Cardinals (Dec. 27):** Started and played 21 snaps, carrying once for 3 yards.

►**vs. Minnesota Vikings (Jan. 4):** Started for the fifth straight game, the longest streak of starts in his career...Played 53 snaps and had one carry for 3 yards and two catches for 14 yards (7.0 avg.).

►**at Washington Redskins (NFC Wild Card, Jan. 10):** Played 30 snaps on offense and rushed for 2 yards on two carries (1.0 avg.) along with a 6-yard reception on a third-and-1 in the third quarter...Helped clear holes for Lacy (63 yards and a TD) and Starks (53 yards and a TD) as they became the first duo in team history to both rush for 50-plus yards and a TD in a playoff game...Delivered a key block up the middle on DB DeAngelo Hall on Lacy's 30-yard run down to the Washington 4 late in the third quarter, also taking out LB Will Compton on the block...Added a tackle on special teams.

27 Eddie Lacy, RB, 3rd Year, Alabama

- With 3,075 rushing yards, is one of only two players in team history (RB John Brockington, 3,276) to rush for 3,000-plus yards in his first three seasons in the NFL.

- Ranks No. 6 in the NFL in rushing yards (3,075) and No. 4 in rushing TDs (23) since 2013.

- With 1,139 rushing yards in 2014, became just the fifth player in franchise history to register back-to-back 1,000-yard rushing seasons.

- Registered 100-plus yards from scrimmage in each of the last nine games in 2014, the longest streak in team history.

- Was named the NFL Offensive Rookie of the Year by *The Associated Press* in 2013, joining RB John Brockington (1971) as the only Packers to win the award since its inception in 1957.

2015 SEASON: Played in 15 games with 12 starts and led the team with 758 rushing yards on 187 carries (4.1 avg.) with three TDs...Also has 18 receptions for 181 yards (10.1 avg.) and two TDs... Was named an alternate for the Pro Bowl...Missed the Week 10 contest vs. Detroit due to a groin injury.

►**at Chicago Bears (Sept. 13):** Paced the offense with 85 yards on 19 attempts (4.5 avg.), including a 2-yard TD plunge with just under two

minutes remaining that gave Green Bay a 31-16 lead...Rushed for five first downs and added two catches for 14 yards (7.0 avg.), highlighted by a one-handed grab late in the first quarter...Extended to make the catch with his left hand on a shovel pass from QB Aaron Rodgers to pick up 9 yards and the first down.

►**vs. Seattle Seahawks (Sept. 20):** Had three carries for 9 yards (3.0 avg.), but left the game in the first quarter due to an ankle injury and did not return.

►**vs. Kansas City Chiefs (Sept. 28):** Despite being limited in practice during the week due to the ankle injury, started and rushed for 46 yards on 10 carries (4.6 avg.)...Added three receptions for 41 yards (13.7 avg.), highlighted by his 26-yard reception on Green Bay's opening TD drive when he caught a flip pass from Rodgers and hurdled LB Josh Mauga before taking it down the left sideline to the Kansas City 8.

►**at San Francisco 49ers (Oct. 4):** Led the team with a season-high 90 yards rushing on 18 carries (5.0 avg.), part of a season-best 162-yard effort by Green Bay on the ground...Matched his season high with five first downs.

►**vs. St. Louis Rams (Oct. 11):** Rushed for 27 yards on 13 carries (2.1 avg.) and had an 8-yard reception.

►**vs. San Diego Chargers (Oct. 18):** Carried the ball four times for 3 yards (0.8 avg.) and added two receptions for 17 yards (8.5 avg.).

►**at Denver Broncos (Nov. 1):** Led the team with 38 rushing yards and a TD on 11 carries (3.5 avg.)...Had a 15-yard run down to the Denver 7 late in the second quarter and then scored on a 2-yard run two plays later.

►**at Carolina Panthers (Nov. 8):** Posted 10 yards rushing on five carries (2.0 avg.)...Departed in the fourth quarter due to a groin injury and did not return.

►**vs. Detroit Lions (Nov. 15):** Inactive (groin), just his second NFL game missed due to injury.

►**at Minnesota Vikings (Nov. 22):** Led the team with 100 rushing yards on 22 attempts (4.5 avg.)...Matched his season high with five first downs...Had a season-long 27-yard gain early in the second quarter, spinning away from S Andrew Sendejo and breaking a tackle attempt from S Harrison Smith on the big gain.

►**vs. Chicago Bears (Nov. 26):** Rushed for 105 yards on 17 carries (6.5 avg.), the first time in his career that he had posted back-to-back 100-yard rushing games...He also became the first Packer to do so since RB Ahman Green registered three straight 100-yard games in 2006...Posted a season-long 29-yard run on the second play from scrimmage, spinning away from tackle attempts by S Adrian Amos and LB Willie Young as he bounced the run out down the left sideline...Added four receptions for 34 yards (8.5 avg.), highlighted by a 25-yard TD on a screen pass in the first quarter...The score gave him a TD in all six of his career games against the Bears, tying Cardinals WR Larry Fitzgerald (six games vs. Philadelphia) for the longest current TD streak in the league against one opponent to start a career.

►**at Detroit Lions (Dec. 3):** Had 5 rushing yards on four carries (0.8 avg.).

►**vs. Dallas Cowboys (Dec. 13):** Led the offense with a season-high 124 rushing yards and a TD on a season-high 24 attempts (5.2 avg.), his third 100-yard rushing effort in the last four games...Rushed for nine first downs, matching his career high set at Minnesota on Nov. 23, 2014...Also matched his career best with five runs of 10-plus yards (at Dallas, Dec. 15, 2013; vs. Minnesota, Oct. 2, 2014)...His long run of 24 yards came late in the fourth quarter with just under three minutes remaining when he found a running lane between G T.J. Lang and T Bryan Bulaga...Dragged several Dallas defenders with him at the tail end of the run before being brought down at the Dallas 1; took it in for the 1-yard TD on a run on the next play...Picked up 24 yards on a screen pass in the first quarter, spinning away from tackle attempts at the end of the play as he took it down to the Dallas 4...Helped the Packers rack up 230 yards on the ground on 44 attempts (5.2 avg.), the most rushing yards by Green Bay in a game since Nov. 29, 2004, vs. St. Louis (231 yards on 28 attempts).

►**at Oakland Raiders (Dec. 20):** Started and rushed for 23 yards on 11 attempts (2.1 avg.).

►**at Arizona Cardinals (Dec. 27):** Led the team with 60 yards rushing

on 12 carries (5.0 avg.), including a 25-yard run off left tackle in the third quarter...Went over the 3,000-yard rushing mark for his career...Scored Green Bay's lone TD of the game, taking a screen pass 28 yards for the score in the third quarter.

►**vs. Minnesota Vikings (Jan. 4):** Rushed for 34 yards on 13 attempts (2.6 avg.) and had two receptions for 7 yards (3.5 avg.).

►**at Washington Redskins (NFC Wild Card, Jan. 10):** Led the team with 63 rushing yards and a TD on 12 carries (5.3 avg.)...Posted a game-long 30-yard run late in the third quarter, taking it up the middle before bouncing it out to the left and down the sideline to the Washington 4, setting up Starks' TD run on the next play...Scored on a 2-yard run up the middle early in the fourth quarter...Teamed with Starks (53 yards and a TD) to become the first duo in team history to both rush for 50-plus yards and a TD in a playoff game.

70 T.J. Lang, G, 7th Year, Eastern Michigan

• Has started 78 of 80 games since 2011, which is tied with G Josh Sitton for the most by any Green Bay player on the offensive side of the ball over that span.

• Opened all 16 contests at RG in 2014 and was named a Pro Bowl alternate for the first time in his career.

• Has started 81 games during his career, opening contests at four different positions (47 at RG, 27 at LG, five at RT, two at LT).

2015 SEASON: Started all 15 games he played in at RG...Was sidelined in Week 13 (shoulder)...Part of a line that helped the Packers rank tied for No. 4 in the league in giveaways (17) and No. 12 in rushing (115.6 ypg)...Helped block for RBs Eddie Lacy (758 rushing yards) and James Starks (601), the first Green Bay duo to both rush for 600-plus yards in the same season since 1985...Was named an alternate for the Pro Bowl.

►**at Chicago Bears (Sept. 13):** Started at RG and played all 60 snaps as the offensive line didn't allow a sack of QB Aaron Rodgers...Protected Rodgers as he threw for 189 yards and three TDs on 18-of-23 passing for a 140.5 passer rating...Helped clear holes for a ground game that produced 133 yards on 30 carries (4.4 avg.), highlighted by Lacy's 85 yards on 19 attempts (4.5 avg.).

►**vs. Seattle Seahawks (Sept. 20):** Started at RG and played all 71 snaps...Helped protect Rodgers as he connected on 25 of 33 passes for 249 yards and two TDs with no INTs for a 116.9 passer rating...With Lacy departing after just eight snaps due to an ankle injury, helped clear holes for Starks as he racked up 95 yards on 20 carries (4.8 avg.)...With 127 yards as a team on 29 attempts (4.4 avg.), it marked the first time since 2004 that the Packers posted 125-plus rushing yards in both of the first two games...Combo-blocked DE Michael Bennett with C Corey Linsley on Starks' game-long 35-yard run midway through the third quarter.

►**vs. Kansas City Chiefs (Sept. 28):** Started at RG and played all 76 snaps...Protected Rodgers as the line allowed just one sack to a Kansas City defense that had registered eight sacks in the first two games...Helped give Rodgers time to complete 24 of 35 passes for 333 yards and five TDs with no INTs, the fourth game of his career with five-plus TD passes, a franchise record...Also helped clear holes for a rushing attack that delivered 123 yards on 32 attempts (3.8 avg.), the third straight game this season that the Packers have registered 120-yards on the ground...It marked the first time since 1996 that Green Bay began a season with three consecutive 120-yard rushing games.

►**at San Francisco 49ers (Oct. 4):** Started at RG and played all 73 snaps, helping the Packers rush for a season-high 162 yards and a TD on 33 attempts (4.9 avg.)...It marked the fourth straight 120-yard rushing effort by the Packers, the first time they had cleared that mark in each of the first four games since 1971...Helped the Packers control the clock for a season-high 36:34.

►**vs. St. Louis Rams (Oct. 11):** Started at RG and appeared on 24 snaps before departing the game with a knee injury with just over six minutes remaining in the second quarter...Did not return.

►**vs. San Diego Chargers (Oct. 18):** Started at RG and played all 53 snaps despite being limited in practice during the week after sustaining a knee injury in Week 5...Helped the Packers post 133 rushing yards on just 17 carries, a 7.8-yard average that was the best by Green Bay since Oct.

10, 2010, at Washington (9.2, 17-157)...Helped clear the way for Starks' 112 yards on just 10 carries (11.2 avg.), the best yards-per-carry average by an NFL back this season (min. 10 att.)...On Green Bay's first offensive snap, sealed ILB Donald Butler to help clear a lane for Starks on a toss play that picked up 25 yards...Had a key fumble recovery early in the fourth quarter with the Packers protecting a 24-20 lead...Recovered a fumble by RB Eddie Lacy at the Green Bay 25 to retain possession.

►**at Denver Broncos (Nov. 1):** Started at RG and played 51 of 53 snaps...Was out of the game for the final two plays (coach's decision).

►**at Carolina Panthers (Nov. 8):** Started at RG and played all 77 snaps...Helped protect Rodgers as he threw for a season-high 369 yards and four TDs on 25-of-48 passing.

►**vs. Detroit Lions (Nov. 15):** Started at RG and played 86 of 87 snaps, coming off the field for one play in the fourth quarter due to an injury...Helped protect Rodgers as he completed a career-high 35 passes and threw for 333 yards, his second straight 300-yard game.

►**at Minnesota Vikings (Nov. 22):** Started at RG and played all 77 snaps, helping clear holes for Lacy as he rushed for a season-high 100 yards on 22 carries (4.5 avg.)...Part of a line that allowed just two sacks of Rodgers as he threw for 212 yards and two TDs with no INTs...Had the key block on Starks' 30-yard pass early in the third quarter, cutting LB Eric Kendricks to help spring him for the big gain.

►**vs. Chicago Bears (Nov. 26):** Started at RG and played all 78 snaps...Helped the offense rack up a season-high 177 yards rushing on 28 carries (6.3 avg.), the best yardage total on the ground by Green Bay since the team posted 179 yards vs. Atlanta in Week 14 last season...Blocked for Lacy as he registered a season-high 105 yards rushing on 17 carries (6.2 avg.), the first Green Bay RB to register back-to-back 100-yard rushing games since Ahman Green in 2006 (three straight).

►**at Detroit Lions (Dec. 3):** Inactive (shoulder), the first time in his career that he did not dress due to injury...It snapped a streak of 46 consecutive regular-season games played.

►**vs. Dallas Cowboys (Dec. 13):** Started and played all 87 snaps, helping the Packers record season highs for rushing yards (230), first downs (29) and time of possession (37:48)...The 230 rushing yards on a season-high 44 attempts (5.2 avg.) were the most by Green Bay in a game since Nov. 29, 2004, vs. St. Louis (231 yards on 28 carries)...Helped block for a pair of 70-yard rushers in Lacy (season-high 124 yards and a TD on 24 carries) and Starks (71 yards and a TD on 11 attempts)...The Packers' 435 yards of total offense was their second-highest total of the season and the most since Week 3 vs. Kansas City (448).

►**at Oakland Raiders (Dec. 20):** Started and played all 76 snaps...Helped limit the Oakland defense, who entered the game with 19 sacks in its previous five games, to just two sacks on the afternoon.

►**at Arizona Cardinals (Dec. 27):** Started and played 65 of 72 snaps, appearing on all but the final two series of the game (coach's decision)...Helped Lacy rush for 60 yards on 12 carries (5.0 avg.).

►**vs. Minnesota Vikings (Jan. 4):** Started and played all 79 snaps...Helped protect Rodgers as he threw for 291 yards and a TD on 28-of-44 passing.

►**at Washington Redskins (NFC Wild Card, Jan. 10):** Played all 75 snaps and helped protect Rodgers as he was sacked just once against a Washington defense that had posted 17 sacks in its final four regular-season games...Helped clear holes for Lacy (63 yards and a TD on 12 carries) and Starks (53 yards and a TD on 12 carries) as they became the first duo in team history to both rush for 50-plus yards and a TD in a playoff game.

63 Corey Linsley, C, 2nd Year, Ohio State

- Started every game in 2014, becoming the first rookie center to do so for the Packers since the league went to a 16-game schedule in 1978.

- Was named to the PFWA's All-Rookie team, the first Green Bay center to be honored since its inception in 1974.

- Became the first Green Bay rookie to start at center in the season opener since the 1970 AFL-NFL merger.

- Was the only player on offense to play every snap for the Packers in 2014.

2015 SEASON: Has started all 12 games he has played in at C...Missed two games (Weeks 12 and 14) due to an ankle injury and dressed but did

not play in Week 15...Part of a line that helped the Packers rank tied for No. 4 in the league in giveaways (17) and No. 12 in rushing (115.6 ypg)...Helped block for RBs Eddie Lacy (758 rushing yards) and James Starks (601), the first Green Bay duo to both rush for 600-plus yards in the same season since 1985.

►**at Chicago Bears (Sept. 13):** Started at C and played all 60 snaps as the offensive line didn't allow a sack of QB Aaron Rodgers...Protected Rodgers as he threw for 189 yards and three TDs on 18-of-23 passing for a 140.5 passer rating...Helped clear holes for a ground game that produced 133 yards on 30 carries (4.4 avg.), highlighted by RB Eddie Lacy's 85 yards on 19 attempts (4.5 avg.).

►**vs. Seattle Seahawks (Sept. 20):** Started at C and played all 71 snaps...Helped protect Rodgers as he connected on 25 of 33 passes for 249 yards and two TDs with no INTs for a 116.9 passer rating...With Lacy departing after just eight snaps due to an ankle injury, helped clear holes for RB James Starks as he racked up 95 yards on 20 carries (4.8 avg.)...With 127 yards as a team on 29 attempts (4.4 avg.), it marked the first time since 2004 that the Packers posted 125-plus rushing yards in both of the first two games...Combo-blocked DE Michael Bennett with G T.J. Lang on Starks' game-long 35-yard run midway through the third quarter, knocking Bennett to the ground and then moving on to block LB K.J. Wright.

►**vs. Kansas City Chiefs (Sept. 28):** Started at C and played all 76 snaps...Protected Rodgers as the line allowed just one sack to a Kansas City defense that had registered eight sacks in the first two games...Helped give Rodgers time to complete 24 of 35 passes for 333 yards and five TDs with no INTs, the fourth game of his career with five-plus TD passes, a franchise record...Also helped clear holes for a rushing attack that delivered 123 yards on 32 attempts (3.8 avg.), the third straight game this season that the Packers have registered 120-yards on the ground...It marked the first time since 1996 that Green Bay began a season with three consecutive 120-yard rushing games.

►**at San Francisco 49ers (Oct. 4):** Started at C and played all 73 snaps, helping the Packers rush for a season-high 162 yards and a TD on 33 attempts (4.9 avg.)...It marked the fourth straight 120-yard rushing effort by the Packers, the first time they had cleared that mark in each of the first four games since 1971...Helped the Packers control the clock for a season-high 36:34.

►**vs. St. Louis Rams (Oct. 11):** Started at C and appeared on all 62 snaps...Part of a line that gave up just two sacks to a St. Louis defense that entered the game tied for No. 2 in the league in the category with 17 in the first four contests.

►**vs. San Diego Chargers (Oct. 18):** Started at C and played all 53 snaps...Helped the Packers post 133 rushing yards on just 17 carries, a 7.8-yard average that was the best by Green Bay since Oct. 10, 2010, at Washington (9.2, 17-157)...Helped clear the way for Starks' 112 yards on just 10 carries (11.2 avg.), the best yards-per-carry average by an NFL back this season (min. 10 att.)...On Green Bay's first offensive snap, sealed DE Kendall Reyes to help clear a lane for Starks on a toss play that picked up 25 yards.

►**at Denver Broncos (Nov. 1):** Started at C and played all 53 snaps.

►**at Carolina Panthers (Nov. 8):** Started at and played all 77 snaps...Helped protect Rodgers as he threw for a season-high 369 yards and four TDs on 25-of-48 passing...Got up the field and sealed LB Thomas Davis to help provide a lane for Starks on a screen pass that went 29 yards for a TD midway through the fourth quarter.

►**vs. Detroit Lions (Nov. 15):** Started at C and played all 87 snaps, helping protect Rodgers as he completed a career-high 35 passes and threw for 333 yards, his second straight 300-yard game.

►**at Minnesota Vikings (Nov. 22):** Started at C, but departed with 5:30 remaining in the first quarter after just 12 snaps due to an ankle injury, one that would sideline him for the remainder of the game as he missed the first action of his career.

►**vs. Chicago Bears (Nov. 26):** Inactive (ankle), his first game missed due to injury in his career.

►**at Detroit Lions (Dec. 3):** Returned to action, starting at C and playing 28 snaps before reinjuring his ankle in the second quarter...Did not return.

► **vs. Dallas Cowboys (Dec. 13):** Inactive (ankle).
 ► **at Oakland Raiders (Dec. 20):** Dressed, but did not play (ankle).
 ► **at Arizona Cardinals (Dec. 27):** Started and played 71 of 72 snaps... Helped Lacy rush for 60 yards on 12 carries (5.0 avg.).
 ► **vs. Minnesota Vikings (Jan. 4):** Started and played all 79 snaps... Helped protect Rodgers as he threw for 291 yards and a TD on 28-of-44 passing.
 ► **at Washington Redskins (NFC Wild Card, Jan. 10):** Played all 75 snaps and helped protect Rodgers as he was sacked just once against a Washington defense that had posted 17 sacks in its final four regular-season games... Helped clear holes for Lacy (63 yards and a TD on 12 carries) and Starks (53 yards and a TD on 12 carries) as they became the first duo in team history to both rush for 50-plus yards and a TD in a playoff game.

59 Rick Lovato, LS, Rookie, Old Dominion

- Signed with the Packers as a free agent on Dec. 22 after LS Brett Goode sustained a season-ending knee injury in Week 15 at Oakland.
- Entered the NFL as an undrafted free agent with the Chicago Bears in May 2015 and was with Chicago during the preseason.
- Appeared in all 50 games for Old Dominion as the Monarchs' long snapper from 2011-14.

2015 SEASON: Played in two games after signing with the club on Dec. 22.

► **at Arizona Cardinals (Dec. 27):** Handled snapping duties for P Tim Masthay's six punts.

► **vs. Minnesota Vikings (Jan. 4):** Snapped for K Mason Crosby's two field goals and one extra point and Masthay's four punts.

► **at Washington Redskins (NFC Wild Card, Jan. 10):** Snapped for Masthay's four punts and Crosby's two field goals.

8 Tim Masthay, P, 6th Year, Kentucky

- Ranks No. 1 in team history (min. 150 attempts) in both career gross punting average (44.2) and career net punting average (38.7).
- Ranks No. 1 in team annals (since 1976) for the most career punts placed inside the 20 with 132, having surpassed Craig Hentrich's mark of 104 last season.
- Set a franchise record (since 1976) with a 40.2-yard net punting average in 2015, and holds the top five single-season marks (2010-13, 2015) in team annals.
- His 45.6-yard gross average in 2011 set a franchise record, eclipsing the 45.0-yard mark set by Hentrich in 1997. Holds two of the top four single-season gross punting averages in team history (44.6 in 2013).

2015 SEASON: Posted a 43.8-yard gross average and a net average of 40.2 yards on 81 punts this season... His net average set a single-season franchise record, topping his own mark of 39.0 set in 2013... Posted a 44.0-yard net average in the final five games of the season, which ranked No. 3 in the league over that span, and a 47.1-yard gross average, No. 5 in the NFL over that span... Helped the Packers lead the league in opponent punt return average at 4.2 yards, the best mark by Green Bay since 1969 (3.4 avg.)... Placed 18 punts inside the 20 with six touchbacks... Also served as the holder for all field goals and extra points... Had two tackles on special teams.

► **at Chicago Bears (Sept. 13):** Punted twice for a 48.5-yard gross average and a 33.0-yard net... Had a long punt of 54 yards.

► **vs. Seattle Seahawks (Sept. 20):** Posted a 46.3-yard gross average and a 39.0-yard net average on three punts.

► **vs. Kansas City Chiefs (Sept. 28):** Punted five times on the evening, recording a 43.0-yard gross average and a net average of 39.4 yards... Placed two punts inside the 20.

► **at San Francisco 49ers (Oct. 4):** Recorded a 39.2-yard gross average and a 37.2-yard net average on six punts... Placed a 48-yarder out of bounds at the San Francisco 10 in the first quarter.

► **vs. St. Louis Rams (Oct. 11):** Punted four times for a 47.8-yard gross average and a 36.8-yard net average.

► **vs. San Diego Chargers (Oct. 18):** Posted a season-best 42.3-yard net punting average on four punts, including two punts placed inside the 20... With San Diego posting minus-7 return yards on his four punts, he

recorded a higher net average than gross average (40.5) for the first time in his career... It was also the first time a Green Bay punter had accomplished that feat since B.J. Sander on Sept. 18, 2005, vs. Cleveland.

► **at Denver Broncos (Nov. 1):** Posted a 46.2-yard gross average and a 43.8-yard net average on his five punts... The net average was his top mark (min. four punts) since Week 7 last season vs. Carolina (44.0 yards on five punts).

► **at Carolina Panthers (Nov. 8):** Punted eight times on the afternoon for a 44.6-yard gross average and a 40.3-yard net average... Placed two punts inside the 20 and registered a season-long 56-yard punt in the first quarter... Added a tackle on special teams.

► **vs. Detroit Lions (Nov. 15):** Punted a career-high nine times on the day, recording a 41.3-yard gross average and a 37.0-yard net average... Placed a season-high three punts inside the 20, his best total since recording five vs. Minnesota in Week 5 of 2014... That included a punt downed at the Detroit 3 in the second quarter and another downed at the Detroit 7 in the third quarter... Added a tackle on special teams.

► **at Minnesota Vikings (Nov. 22):** Posted a 38.0-yard gross and net average, including two punts inside the 20... Angled a 50-yarder out of bounds at the Minnesota 9 in the fourth quarter.

► **vs. Chicago Bears (Nov. 26):** Registered a 35.6-yard gross average and a 34.2-yard net average on five punts... Placed two punts inside the 20, his career-high fourth straight game with two or more punts inside the 20.

► **at Detroit Lions (Dec. 3):** Posted a season-high 44.3-yard net average on six punts (47.7-yard gross)... Recorded a season-long 62-yard punt, his franchise-record sixth straight season with at least one 60-yard punt.

► **vs. Dallas Cowboys (Dec. 13):** Registered a 44.7-yard net average on six punts, the first time in his career that he had posted back-to-back games with a net average of 44.0-plus yards... Became the first Green Bay punter in team history (since 1976) to post a net average of 44.0-plus yards in two straight games in the same season... Had a long of 53 yards and a gross average of 47.0 yards.

► **at Oakland Raiders (Dec. 20):** Extended his franchise-record single-season streak to three straight games with a net average of 44.0-plus yards (career-high 48.5-yard average on four punts)... The 48.5-yard net average was the second highest in team history (since 1976), trailing only Jon Ryan's mark of 49.0 yards vs. Detroit on Dec. 30, 2007.

► **at Arizona Cardinals (Dec. 27):** Punted six times on the afternoon, recording a 44.7-yard gross average and a 43.2-yard net average with two punts inside the 20... Registered a net average of 43.0-plus yards for the fourth straight game... On a fourth-and-2 late in the first half, picked up 7 yards on a run out to the Arizona 48 on a fake punt.

► **vs. Minnesota Vikings (Jan. 4):** Punted four times on the evening, recording a 44.5-yard gross average and a 39.3-yard net average.

► **at Washington Redskins (NFC Wild Card, Jan. 10):** Punted four times for a 45.3-yard gross average and a 44.0-yard net... The net average was the second-best mark in team playoff history (min. four punts, since 1976), trailing only his 47.0-yard net on four punts at San Francisco on Jan. 12, 2013, as was the gross average behind his 47.0-yard gross in the 49ers game... With just over six minutes remaining and the Packers leading 32-18, drilled a 55-yard punt that was fair caught by WR Jamison Crowder at the Washington 9.

52 Clay Matthews, LB, 7th Year, Southern California

- Ranks third in franchise history with 67.5 career sacks, trailing only DEs Kabeer Gbaja-Biamila (74.5) and Reggie White (68.5).

- Was selected to his sixth Pro Bowl this season, his first at inside LB. Is tied with White for the second-most selections by a Green Bay player in team history, trailing only S Willie Wood (eight).

- Started all 16 games for the first time in his career in 2014, opening four at LOLB, six at ROLB and six at MLB. Played on the inside for the first time in his career beginning in Week 10 last season.

- Named to his fifth career Pro Bowl in 2014 (the most by a Green Bay LB) after recording 69 tackles, a team-best 11.0 sacks (No. 12 in the NFL), an interception, two forced fumbles, six passes defended, 17 QB hits (tied for No. 2 on the team) and 21 pressures (No. 2 on the team).

- Has posted seven consecutive seasons (2009-15) with six-plus sacks,

tying him with LB Julius Peppers, Chiefs LB Tamba Hali and Broncos LB DeMarcus Ware for the most seasons with six-plus sacks since 2009.

2015 SEASON: Started all 16 games for the second straight season, opening every game at MLB...Ranked No. 2 on the team with a career-high 85 tackles (56 solo)...Also ranked No. 2 on the team with 6.5 sacks...Led the team in QB pressures (26) and QB hits (15)...Added an interception, a fumble recovery and three passes defended...Was selected to his sixth Pro Bowl in seven seasons.

►**at Chicago Bears (Sept. 13):** Started at MLB and made one of the critical plays in the game with just under four minutes remaining when he picked off QB Jay Cutler in Green Bay territory with the Packers protecting a 24-16 lead...On the play, was lined up on the inside and dropped to his left into coverage, stepping in front of TE Martellus Bennett at the Green Bay 20 and returning the interception 42 yards as he took it down the left sideline before turning it up the field...It was the second-longest return of his career and the second straight year that he posted an INT return of 40-plus yards at Chicago (40-yard return, Sept. 28, 2014).

►**vs. Seattle Seahawks (Sept. 20):** Started at MLB and played all 60 snaps, one of four Green Bay defenders to do so...Registered two tackles (one solo) and helped limit RB Marshawn Lynch to just 41 yards on 15 carries (2.7 avg.).

►**vs. Kansas City Chiefs (Sept. 28):** Started at MLB and played 67 of 71 snaps...Registered two sacks, the 13th two-sack game of his career (No. 4 in team history)...Late in the third quarter, was lined up inside and then bounced it out to the left sideline to chase QB Alex Smith down and trip him up for a 1-yard sack at the Green Bay 38...Was standing up on the line in the fourth quarter and then blew past G Ben Grubbs to bring Smith down for a 7-yard sack at the Green Bay 49...Finished with five tackles (four solo) and added a team-high six QB pressures and a QB hit.

►**at San Francisco 49ers (Oct. 4):** Shot between DTs Mike Daniels and B.J. Raji to come up the middle untouched to get to QB Colin Kaepernick for an 8-yard sack on a third down midway through the third quarter to force a San Francisco punt...Earlier in the quarter, stopped RB Carlos Hyde for a 3-yard loss on a run to the right...Finished with three tackles (two solo), three pressures and a QB hit...Helped limit the 49ers to just one rushing first down and Hyde to only 20 yards rushing on eight carries (2.5 avg.).

►**vs. St. Louis Rams (Oct. 11):** Midway through the first quarter, came from around the right end from his MLB spot to share a 7-yard sack of QB Nick Foles with LB Nick Perry...With 4:40 remaining in the fourth quarter, perfectly timed a blitz up the middle to get to Foles untouched for an 8-yard sack...Finished with five tackles (two solo), three QB hits and two pressures.

►**vs. San Diego Chargers (Oct. 18):** Started at MLB and played 91 of 92 snaps, finishing with seven tackles (four solo), a team-high four QB hits, a team-best four pressures and a fumble recovery...Registered the first fumble recovery since his rookie season of 2009 when he dove on RB Melvin Gordon's fumble forced by S Ha Ha Clinton-Dix at the San Diego 34 with a little over six minutes remaining in the first half...On first-and-goal from the Green Bay 3 with 33 seconds remaining, stuffed RB Danny Woodhead for just a 1-yard gain.

►**at Denver Broncos (Nov. 1):** Started at MLB and played 63 of 67 snaps, departing the game briefly in the third quarter with an ankle injury, but did return...Finished with eight tackles (seven solo) and a QB hit...Brought down RB Ronnie Hillman for a 5-yard loss on a screen pass late in the first half.

►**at Carolina Panthers (Nov. 8):** Started at MLB and appeared on all 67 plays, one of three Green Bay defenders to do so...Was tied for the lead among LBs with seven tackles (four solo) and helped limit RB Jonathan Stewart to an average of 3.1 yards per carry (66 yards on 20 attempts), his lowest average since Week 1.

►**vs. Detroit Lions (Nov. 15):** Started at MLB and played all 65 snaps, one of two defenders to do so (S Morgan Burnett)...Registered seven tackles (four solo) and two passes defended, with the pass breakups coming on back-to-back plays in the first quarter...Dove to break up QB Matthew Stafford's pass intended for TE Brandon Pettigrew in the flat, and then on the next play, came up the middle and got a hand up to knock down

another Stafford pass and force a three-and-out...Helped limit the Lions to just 45 yards rushing on 26 attempts (1.7 avg.), the fewest rushing yards allowed to an opponent on 25-plus attempts since Miami rushed for 37 yards on 25 carries vs. the Packers on Sept. 22, 1991.

►**at Minnesota Vikings (Nov. 22):** Played 60 of 64 snaps and was tied for the team lead with 10 tackles (eight solo)...Fought off a block from TE Kyle Rudolph to get to RB Adrian Peterson in the backfield and trip him up for a 3-yard loss late in the second quarter...Midway through the third quarter, blew past a block attempt from FB Zach Line to drop Peterson for another 3-yard loss...Helped limit Peterson, who entered the game ranked No. 1 in the league in rushing, to just 45 yards on 13 carries (3.5 avg.), his lowest yardage total since Week 1.

►**vs. Chicago Bears (Nov. 26):** Played all 67 snaps, one of three Green Bay defenders to do so, and registered five tackles (three solo), a QB hit and a pressure...Helped limit the Bears to an average of 3.3 yards per carry on 31 attempts with a long gain of 14 yards.

►**at Detroit Lions (Dec. 3):** Appeared on all 65 plays and posted four tackles (two solo) and a team-high three QB pressures.

►**vs. Dallas Cowboys (Dec. 13):** Played 49 of 52 snaps and led the team with eight tackles (five solo), a sack, two pressures and a QB hit...Came untouched between RT and RG to drill QB Matt Cassel for an 8-yard sack on third down on the opening play of the fourth quarter, forcing a Dallas punt.

►**at Oakland Raiders (Dec. 20):** Appeared on 72 of 77 plays and posted a QB pressure.

►**at Arizona Cardinals (Dec. 27):** Played 48 snaps and registered an assisted tackle, two QB pressures and a QB hit.

►**vs. Minnesota Vikings (Jan. 4):** Appeared on all 48 plays and registered three tackles (two solo) and a sack...Blew by LT Matt Kalil and jumped on QB Teddy Bridgewater as he scrambled to his right, bringing him down for a 5-yard loss on third down late in the first half to force the Vikings to settle for a FG...Helped limit Peterson, who led the league in rushing, to just 67 yards on 19 carries (3.5 avg.)...Brought Peterson down for a 1-yard loss on a first-quarter run.

►**at Washington Redskins (NFC Wild Card, Jan. 10):** Played 66 of 72 snaps and recorded four tackles (two solo), 1.5 sacks, a forced fumble and a team-high three QB hits...Late in the first quarter, came up the middle and shook off a block from FB Darrel Young before chasing down QB Kirk Cousins for a 12-yard sack, also forcing a fumble that Cousins recovered...In the fourth quarter, came around on a stunt and blew past LT Trent Williams for a shared 9-yard sack with LB Nick Perry...Brought his career postseason sack total to 10.0, further extending his franchise record...Became just the fourth NFL player to reach the 10-sack mark for his career in the postseason in 11 or fewer playoff games, joining LaMarr Woodley (six), Richard Dent (seven) and Terrell Suggs (nine)...The forced fumble was the fourth of his career in the playoffs, the most in the NFL since 2009...Teamed with DT Letroy Guion to bring down RB Alfred Morris for a 1-yard loss on second-and-goal from the 1 midway through the first quarter as part of a critical goal-line stand.

88 Ty Montgomery, WR, Rookie, Stanford

- Finished his career at Stanford as the school's all-time leader in kickoff return yards with 2,493, besting Chris Owusu's mark of 2,132 yards from 2008-11.

- Posted 5,190 all-purpose yards with the Cardinal (334 rushing, 2,125 receiving, 238 PR, 2,493 KOR), the fourth most in school history behind Darrin Nelson, Glyn Milburn and Troy Walters.

- Earned second-team All-Pacific-12 honors as a return specialist and honorable mention All-Pac-12 recognition as a wide receiver as a senior in 2014.

2015 SEASON: Played in six games with three starts, seeing action on offense and special teams...Missed eight contests due to an ankle injury (Weeks 8-15)...Was placed on injured reserve on Dec. 21...Caught 15 passes for 136 yards (9.1 avg.) and two TDs...Posted a 31.1-yard average on seven kickoff returns and has rushed for 14 yards on three carries (4.7 avg.).

►**at Chicago Bears (Sept. 13):** Served as the primary kickoff returner,

posting a 35.3-yard average on his three returns...Registered a 41-yard return to the Chicago 39 on his first career return and later added a 46-yarder on the opening kick of the second half to help set up a Green Bay TD drive.

►**vs. Seattle Seahawks (Sept. 20):** Saw the first action of his career on offense, playing 25 snaps and catching four passes for 37 yards (9.3 avg.)...Three of the four catches came on Green Bay's go-ahead TD drive early in the fourth quarter, highlighted by a 17-yard grab...On the play, was lined up in the slot and caught a pass from QB Aaron Rodgers in the right flat, bouncing off tackle attempts by LB Bobby Wagner and CB Richard Sherman as he spun away for extra yardage...Also made a key play late in the first half when he drew a 52-yard pass interference penalty on Sherman as he streaked down the right sideline and made a leaping attempt for Rodgers' pass at the Seattle 35.

►**vs. Kansas City Chiefs (Sept. 28):** Saw significant action (66 snaps) with starting WR Davante Adams departing the game after just three plays due to an ankle injury...Caught two passes for 14 yards (7.0 avg.), highlighted by the first TD of his career, an 8-yard catch from Rodgers with just under 10 minutes remaining in the first quarter to give Green Bay a 7-0 lead...Was split out wide to the left against CB Marcus Cooper and made an inside move to gain separation before bouncing it back outside to make the grab from Rodgers and take it in for his first NFL score...Also posted a 32.0-yard average on his two kickoff returns.

►**at San Francisco 49ers (Oct. 4):** Started his first NFL game, opening as the third WR with WR Davante Adams sidelined (ankle)...Played 72 of 73 snaps and caught three passes for 15 yards (5.0 avg.)...Also registered the first rushing attempts of his pro career, picking up 10 yards on two carries (5.0 avg.).

►**vs. St. Louis Rams (Oct. 11):** Started for the second straight game as the third WR and caught a career-high four passes for a career-best 59 yards (14.8 avg.) and a TD...On third-and-6 on Green Bay's opening drive, came across the middle and found himself wide open at the St. Louis 24, catching the pass from Rodgers and taking it the rest of the way down the middle for the 31-yard TD.

►**vs. San Diego Chargers (Oct. 18):** Started as the third WR, posting two catches for 11 yards (5.5 avg.) and a 4-yard run, but left the game after sustaining an ankle injury on his 6-yard reception early in the second quarter...Did not return.

►**at Denver Broncos (Nov. 1):** Inactive (ankle).

►**at Carolina Panthers (Nov. 8):** Inactive (ankle).

►**vs. Detroit Lions (Nov. 15):** Inactive (ankle).

►**at Minnesota Vikings (Nov. 22):** Inactive (ankle).

►**vs. Chicago Bears (Nov. 26):** Inactive (ankle).

►**at Detroit Lions (Dec. 3):** Inactive (ankle).

►**vs. Dallas Cowboys (Dec. 13):** Inactive (ankle).

►**at Oakland Raiders (Dec. 20):** Inactive (ankle).

55 Andy Mulumba, LB, 3rd Year, Eastern Michigan

• Saw action in two games on special teams in 2014 before being placed on season-ending injured reserve on Sept. 19 due to a knee injury.

• Appeared in 14 games with three starts as a rookie in 2013, recording 34 tackles (17 solo), a sack and a fumble recovery.

• One of three rookie free agents to make the opening-day roster in 2013, he was tied with CB Micah Hyde for the most starts by a Green Bay rookie on the defensive side of the ball with three. Was tied for No. 6 on the team with five tackles on special teams in '13.

2015 SEASON: Played in six games, seeing time on defense and special teams...Was inactive for 10 contests (healthy scratch)...Posted three tackles (one solo) on defense and two tackles on special teams.

►**at Chicago Bears (Sept. 13):** Inactive (healthy scratch).

►**vs. Seattle Seahawks (Sept. 20):** Played 10 snaps on defense and three on special teams.

►**vs. Kansas City Chiefs (Sept. 28):** Posted a tackle on special teams, seeing action on 11 plays.

►**at San Francisco 49ers (Oct. 4):** Appeared on five plays on special teams.

►**vs. St. Louis Rams (Oct. 11):** Played 13 snaps on defense and one

on special teams.

►**vs. San Diego Chargers (Oct. 18):** Appeared on 18 plays on defense and six on special teams...Registered an assisted tackle on defense and a tackle on special teams.

►**at Denver Broncos (Nov. 1):** Inactive (healthy scratch).

►**at Carolina Panthers (Nov. 8):** Inactive (healthy scratch).

►**vs. Detroit Lions (Nov. 15):** Inactive (healthy scratch).

►**at Minnesota Vikings (Nov. 22):** Inactive (healthy scratch).

►**vs. Chicago Bears (Nov. 26):** Inactive (healthy scratch).

►**at Detroit Lions (Dec. 3):** Inactive (healthy scratch).

►**vs. Dallas Cowboys (Dec. 13):** Inactive (healthy scratch).

►**at Oakland Raiders (Dec. 20):** Inactive (healthy scratch).

►**at Arizona Cardinals (Dec. 27):** Inactive (healthy scratch).

►**vs. Minnesota Vikings (Jan. 4):** Saw his first action since Week 5, playing 19 snaps on special teams...Made a solo tackle, bringing down WR Adam Thielen on Minnesota's fake punt on the opening drive.

►**at Washington Redskins (NFC Wild Card, Jan. 10):** Played seven snaps on special teams and four on defense, recording an assisted tackle on defense.

96 Mike Neal, LB, 6th Year, Purdue

• Has registered 17.5 sacks since 2012, good for No. 3 on the team over that span.

• Was limited to just nine games as a pro due to injuries over the course of his first two seasons (2010-11), but rebounded to play in 59 games with 29 starts over the last four seasons (2012-15), including all 16 contests in each of the last three seasons.

2015 SEASON: Played in all 16 games for the third straight season with a career-high 15 starts, opening seven contests at LOLB and eight at ROLB...Registered 41 tackles (28 solo), four sacks (tied for No. 3 on the team), nine QB hits and 10 pressures.

►**at Chicago Bears (Sept. 13):** Started at LOLB and played 55 snaps on the afternoon...Registered two tackles (both solo), including a stop of RB Matt Forte for a 1-yard loss on a third-quarter run.

►**vs. Seattle Seahawks (Sept. 20):** Started at ROLB and played 42 snaps, recording a season-high five tackles (two solo)...Stayed home at his ROLB spot to bring down QB Russell Wilson for a 2-yard loss on a zone-read play midway through the fourth quarter.

►**vs. Kansas City Chiefs (Sept. 28):** Played 44 snaps on defense and shared a sack with DT Mike Daniels early in the third quarter...Came off the right side and got past T Donald Stephenson to bring QB Alex Smith down for a 7-yard loss at the Kansas City 28...Finished with two tackles (one solo) and a pressure.

►**at San Francisco 49ers (Oct. 4):** With just under 4:30 remaining and the Packers leading, 17-3, came untouched off of the left side to sack QB Colin Kaepernick for an 8-yard loss on fourth down, forcing a turnover on downs.

►**vs. St. Louis Rams (Oct. 11):** Started at ROLB and played 45 snaps...Posted three tackles (two solo), two pressures and a QB hit...Got into the backfield to trip up RB Todd Gurley for a 3-yard loss on a third-quarter run.

►**vs. San Diego Chargers (Oct. 18):** Started at ROLB and played 64 snaps, finishing with three tackles (two solo), a half-sack, two QB hits, a pressure and a forced fumble...Came through unblocked from his LOLB position for a shared 8-yard sack of QB Philip Rivers with DT Mike Daniels early in the fourth quarter for an 8-yard loss back to the Green Bay 30...Forced a fumble in the first quarter, coming across the play from his ROLB spot to punch the ball out from RB Melvin Gordon at the Green Bay 29, a fumble that was recovered by Chargers G D.J. Fluker.

►**at Denver Broncos (Nov. 1):** Started at ROLB, appearing on 51 plays and recording three tackles (all solo)...Fought off a block from TE Virgil Green to bring down RB Juwan Thompson for a 1-yard loss on a third-quarter run...Added another tackle for loss later in the game, coming up the middle to drop RB C.J. Anderson for a 3-yard loss on third down with just under two minutes remaining in the game.

►**at Carolina Panthers (Nov. 8):** Started at LOLB and played 59 snaps...Posted three tackles (one solo) and a QB pressure.

►**vs. Detroit Lions (Nov. 15):** Started at ROLB and appeared on 47 plays, finishing with three tackles (two solo) and a QB hit.

►**at Minnesota Vikings (Nov. 22):** Started at LOLB and played 38 snaps, registering two tackles (one solo), a half-sack and two QB hits... Late in the second quarter, teamed with LB Julius Peppers to bring down QB Teddy Bridgewater for a 2-yard sack, forcing Minnesota into a third-and-15 on the eventual three-and-out that gave Green Bay the ball back before the half.

►**vs. Chicago Bears (Nov. 26):** Started at LOLB and appeared on 47 plays...Posted four tackles (three solo), including a tackle for a loss...Made an inside move to beat T Charles Leno Jr. on his way to bringing down RB Jeremy Langford for a 5-yard loss on a fourth-quarter run.

►**at Detroit Lions (Dec. 3):** Started at ROLB, appearing on 48 snaps and recording two tackles (both solo), a tackle for a loss and a QB pressure...Came through untouched from his LOLB spot to bring down RB Ameer Abdullah for a 3-yard loss on a run midway through the second quarter.

►**vs. Dallas Cowboys (Dec. 13):** Started at LOLB and played 42 snaps, recording an assisted tackle, a QB hit and a pressure.

►**at Oakland Raiders (Dec. 20):** Started at ROLB and played 51 snaps...Shared a sack with LB Julius Peppers late in the fourth quarter, fighting off a block from RT Khalif Barnes to bring down QB Derek Carr for a 6-yard loss...Also had a tackle for a loss, stopping RB Latavius Murray for a 2-yard loss on a third-quarter run...Finished with three tackles, a three QB pressures (tied for the team lead) and a QB hit.

►**at Arizona Cardinals (Dec. 27):** Beat LG Mike Iupati to get to QB Carson Palmer for a 9-yard sack on a third-and-4 midway through the first quarter...Finished with two tackles (one solo) in 32 snaps of work.

►**vs. Minnesota Vikings (Jan. 4):** Started at LOLB and posted two solo tackles and a QB hit.

►**at Washington Redskins (NFC Wild Card, Jan. 10):** Started at LOLB and played 54 snaps, finishing with three tackles (all solo), two sacks (tied for the team lead), three QB hits, a forced fumble and a fumble recovery...Teamed with LB Nick Perry to become the first Green Bay duo to both record two sacks in a playoff game...With just over six minutes remaining in the second quarter, beat RT Morgan Moses to get to QB Kirk Cousins for a 7-yard sack, forcing a fumble that he also recovered at the Green Bay 46, a takeaway that would result in three points with a 43-yard Mason Crosby FG...Late in the fourth quarter, fought off a block by Moses to bring down a scrambling Cousins for a 16-yard sack on fourth-and-3 from the Green Bay 4.

51 Nate Palmer, LB, 3rd Year, Illinois State

- Spent the entire 2014 season on injured reserve due to a knee injury sustained in the final preseason game.

- Appeared in eight games as a rookie in 2013, making two starts at OLB and registering 18 tackles (12 solo). Added a tackle on special teams.

- Made his first career start in Week 7 vs. Cleveland with Clay Matthews and Nick Perry both sidelined with injuries, and posted six tackles (three solo).

2015 SEASON: Played in all 16 games with 10 starts at BLB...Ranked No. 3 on the team with 80 tackles (55 solo) and has added a sack, two QB pressures and three passes defended...Added four tackles on special teams.

►**at Chicago Bears (Sept. 13):** Saw significant action in his hometown in relief of starting LB Sam Barrington, who left the game in the first quarter due to an ankle injury and did not return...Played 61 snaps and finished second on the team with nine tackles (six solo) and a pass defended.

►**vs. Seattle Seahawks (Sept. 20):** Started at BLB, the first start of his career on the inside, and led the linebackers with six tackles (four solo) and a pass defended...Helped limit RB Marshawn Lynch to just 41 yards on 15 carries (2.7 avg.).

►**vs. Kansas City Chiefs (Sept. 28):** Started at BLB, appearing on 35 plays, and registered four tackles (three solo)...Late in the first quarter, perfectly read a screen pass from QB Alex Smith to RB Jamaal Charles, fighting off a block by G Ben Grubbs to bring Charles down for just a 1-yard gain at the Kansas City 21...Helped limit Charles to just 49 yards

rushing on 11 carries (4.5 avg.), with a long of 13 yards.

►**at San Francisco 49ers (Oct. 4):** Started at BLB and played 37 snaps...Led the LBs with six tackles (five solo) and a pass defended...Helped limit the 49ers to just one rushing first down and RB Carlos Hyde to only 20 yards rushing on eight carries (2.5 avg.)...Added a tackle on special teams.

►**vs. St. Louis Rams (Oct. 11):** Started at BLB, appearing on 52 snaps and recording five tackles (four solo)...Helped limit QB Nick Foles to a 23.8 passer rating as he completed only 11 of 30 passes for 141 yards and one TD with a career-high four INTs (previous high was two INTs).

►**vs. San Diego Chargers (Oct. 18):** Started at BLB and played 80 snaps, finishing with a team-leading and career-high 13 tackles (nine solo)...Added a QB pressure...Helped limit the Chargers to just 60 yards rushing on 21 carries (2.9 avg.).

►**at Denver Broncos (Nov. 1):** Started at BLB, appearing on 53 plays and recording eight tackles (six solo).

►**at Carolina Panthers (Nov. 8):** Started at BLB and played 23 snaps, recording two assisted tackles...Added a tackle on special teams.

►**vs. Detroit Lions (Nov. 15):** Started at BLB, appearing on 51 plays, and registered 11 tackles (six solo), including a stop of FB Michael Burton for no gain on a third-and-1 in the fourth quarter to force a Detroit punt...Helped limit the Lions to just 45 yards rushing on 26 attempts (1.7 avg.), the fewest rushing yards allowed to an opponent on 25-plus attempts since Miami rushed for 37 yards on 25 carries vs. the Packers on Sept. 22, 1991.

►**at Minnesota Vikings (Nov. 22):** Started at BLB and played 41 snaps, finishing with five tackles (four solo) and his first career sack...Midway through the second quarter, came up after initially dropping into coverage to bring down QB Teddy Bridgewater for a zero-yard sack.

►**vs. Chicago Bears (Nov. 26):** Started at BLB and played 55 snaps, posting 11 tackles (eight solo)...On second-and-goal from the 1 early in the fourth quarter, brought down RB Matt Forte for a 2-yard loss on a run that helped eventually force the Bears to settle for a FG.

►**at Detroit Lions (Dec. 3):** Appeared on 22 plays on special teams.

►**vs. Dallas Cowboys (Dec. 13):** Played 20 snaps on special teams.

►**at Oakland Raiders (Dec. 20):** Played 21 snaps on special teams and four on defense...Registered a QB pressure and added a tackle on special teams.

►**at Arizona Cardinals (Dec. 27):** Played 20 snaps on special teams and one on defense...Helped provide running room for P Tim Masthay with his blocking on a fake punt in the second quarter as Masthay picked up 7 yards on a run on fourth-and-2.

►**vs. Minnesota Vikings (Jan. 4):** Appeared on 19 plays on special teams and posted a tackle.

►**at Washington Redskins (NFC Wild Card, Jan. 10):** Played 21 snaps on special teams.

64 Mike Pennel, DT, 2nd Year, Colorado State-Pueblo

- Made the team as a rookie free agent and played in 13 games in 2014. One of two non-drafted rookie free agents to be on the Packers' 53-man roster for Week 1 (LB Jayrone Elliott).

- Recorded 18 tackles, the second most among Packers rookies last season, trailing only Ha Ha Clinton-Dix (95).

2015 SEASON: Played in all 16 games with five starts and posted 35 tackles (22 solo), a sack, a forced fumble, three QB hits and four pressures.

►**at Chicago Bears (Sept. 13):** Opened at DE, the first start of his NFL career, and played 13 snaps...Recorded two tackles (one solo).

►**vs. Seattle Seahawks (Sept. 20):** Played 20 snaps and registered three tackles (one solo) and a pressure...Helped limit RB Marshawn Lynch to just 41 rushing yards on 15 attempts (2.7 avg.)...Fought off blocks by T Garry Gilliam and G J.R. Sweezy to trip up Lynch for a 1-yard loss on run early in the second quarter.

►**vs. Kansas City Chiefs (Sept. 28):** Started at DE, playing 10 snaps and recording three tackles (all solo).

►**at San Francisco 49ers (Oct. 4):** Opened at DE and played eight snaps.

►**vs. St. Louis Rams (Oct. 11):** Played 17 snaps on defense and registered two tackles (one solo).

►**vs. San Diego Chargers (Oct. 18):** Appeared on 24 plays on defense and recorded three tackles (two solo), two QB hits and a pressure.

►**at Denver Broncos (Nov. 1):** Played 17 snaps and registered a career-high five tackles (three solo).

►**at Carolina Panthers (Nov. 8):** Appeared on 16 plays and registered a solo tackle, a QB hit and a pressure.

►**vs. Detroit Lions (Nov. 15):** Played 21 snaps and recorded two assisted tackles...Helped limit the Lions to just 45 yards rushing on 26 attempts (1.7 avg.), the fewest rushing yards allowed to an opponent on 25-plus attempts since Miami rushed for 37 yards on 25 carries vs. the Packers on Sept. 22, 1991.

►**at Minnesota Vikings (Nov. 22):** Played five snaps on defense and posted an assisted tackle.

►**vs. Chicago Bears (Nov. 26):** Appeared on 20 plays and recorded three tackles (one solo) and a QB pressure...Helped limit the Bears to an average of 3.3 yards per carry on 31 attempts with a long gain of 14 yards.

►**at Detroit Lions (Dec. 3):** Played 28 snaps and posted a solo tackle.

►**vs. Dallas Cowboys (Dec. 13):** Started at DE and played 15 snaps...Registered three tackles (all solo), including a tackle for a loss...Fought off a block from G La'el Collins on a first-and-goal from the Green Bay 2 to bring down RB Darren McFadden for a 1-yard loss...Two plays later, CB Sam Shields would pick off QB Matt Cassel in the end zone to halt the Dallas scoring threat.

►**at Oakland Raiders (Dec. 20):** Played 21 snaps and posted a solo tackle.

►**at Arizona Cardinals (Dec. 27):** Appeared on 30 plays and registered three tackles (all solo)...Tossed aside RG Ted Larsen and then tripped up QB Carson Palmer for a zero-yard sack midway through the first quarter, the first sack of his NFL career...Later added the first forced fumble of his career when he punched the ball out from RB Kerwynn Williams on a fourth-quarter run, a fumble that was scooped up by S Morgan Burnett at the Green Bay 20 and returned 21 yards.

►**vs. Minnesota Vikings (Jan. 4):** Started at DE and played 22 snaps, helping limit NFL rushing leader Adrian Peterson to just 67 yards on 19 carries (3.5 avg.) with a long run of 10 yards...Registered two tackles (one solo).

►**at Washington Redskins (NFC Wild Card, Jan. 10):** Appeared on 14 plays on defense and five on special teams.

56 Julius Peppers, LB, 14th Year, North Carolina

- In his first season in Green Bay (2014), joined Houston DE J.J. Watt as the only players in the NFL to record a sack, a forced fumble, a fumble recovery, an interception and a defensive TD.
- In 2014, became the first LB in franchise history to post two TD returns on interceptions in the same season. Is the only player in NFL history with 100 sacks and four INT returns for TDs.
- Has been selected to the Pro Bowl eight times during his career (2004-06, 2008-12) and has been named first-team All-Pro by *The Associated Press* three times (2004, 2006, 2010). Was named to the NFL's All-Decade Team for the 2000s.
- Since entering the NFL in 2002, ranks No. 3 in the league in both sacks (136.0) and forced fumbles (45).
- Is tied for No. 9 in NFL history (since 1982) with 136.0 career sacks.

2015 SEASON: Started all 16 games, opening eight at LOLB and eight at ROLB, and led the team with 10.5 sacks...It was his ninth season with a double-digit sack total, tied for No. 4 in NFL history behind only Bruce Smith (13), Reggie White (12) and Kevin Greene (10)...Was tied for No. 12 in the league in sacks...Registered 42 tackles (31 solo), two forced fumbles (tied for team lead), eight QB hits and 19 pressures (No. 3 on the team)...Was named an alternate for the Pro Bowl.

►**at Chicago Bears (Sept. 13):** Started at ROLB and registered 1.5 sacks, moving past LB Derrick Thomas (126.5) for No. 15 in NFL history...On the first sack, a 2-yarder on third down on Chicago's opening drive that was shared with DT B.J. Raji, fought off T Kyle Long to bring Cutler down as the Bears were forced to settle for a field goal...On Chicago's next possession, beat Long again on third down, this time bringing Cutler down on his own for a 10-yard loss to force a Chicago punt...Finished with five

tackles (all solo) and a QB pressure.

►**vs. Seattle Seahawks (Sept. 20):** Started at LOLB and recorded a sack and a pressure...Was credited with a 1-yard sack as he chased QB Russell Wilson out of bounds early in the third quarter.

►**vs. Kansas City Chiefs (Sept. 28):** Opened at ROLB and registered two tackles (one solo) and two pressures, seeing action on 50 plays.

►**at San Francisco 49ers (Oct. 4):** Started at ROLB and played 30 snaps...Came off the left side and fought off a block from T Erik Pears to get to QB Colin Kaepernick and drag him down by one leg for a 6-yard sack in the fourth quarter...Finished with two solo tackles.

►**vs. St. Louis Rams (Oct. 11):** Started at LOLB and registered three tackles (all solo), a sack, a forced fumble, three QB hits and a pressure...Came from his ROLB spot and fought off a block from TE Lance Kendricks to register a 6-yard sack/forced fumble on QB Nick Foles late in the third quarter, a fumble the Rams recovered...Had a hand in a turnover play earlier in the game in the first quarter, walking back LT Greg Robinson to put a hit on Foles and force an overthrow on his pass intended for WR Kenny Britt, one that was intercepted by DB Micah Hyde at the Green Bay 48.

►**vs. San Diego Chargers (Oct. 18):** Started at LOLB and played 71 snaps, finishing with two tackles (one solo), a sack, two pressures and a QB hit...Late in the third quarter, came from his LOLB position and walked back T Joe Barksdale to sack QB Philip Rivers for a 3-yard loss.

►**at Denver Broncos (Nov. 1):** Started at LOLB, appearing on 51 plays and recording two tackles (one solo) and a QB hit...Fought off a block by T Michael Schofield to join DT B.J. Raji as they brought RB Ronnie Hillman down for a 2-yard loss on a first-quarter run.

►**at Carolina Panthers (Nov. 8):** Started at ROLB and played 37 snaps...Registered three tackles (two solo).

►**vs. Detroit Lions (Nov. 15):** Started at LOLB and played 44 snaps, recording four tackles (all solo), a tackle for a loss and two QB pressures...On the Lions' first offensive play, blew past T LaAdrian Waddle to get into the backfield as he brought down RB Joique Bell for a 2-yard loss.

►**at Minnesota Vikings (Nov. 22):** Started at ROLB and played 40 snaps, finishing with two tackles (one solo), a half-sack and a team-high five QB pressures...Late in the second quarter, beat T Ryan Kalil to bring down QB Teddy Bridgewater for a 2-yard sack shared with LB Mike Neal, forcing Minnesota into a third-and-15 on the eventual three-and-out that gave Green Bay the ball back before the half.

►**vs. Chicago Bears (Nov. 26):** Started at ROLB and played 45 snaps...Registered four tackles (one solo), a QB hit and a pressure.

►**at Detroit Lions (Dec. 3):** Opened at LOLB and played 41 snaps, finishing with four tackles (three solo), a sack/forced fumble, a QB hit and a pressure...With Green Bay trailing, 20-7, in the third quarter, beat T Riley Reiff to get a piece of QB Matthew Stafford's arm and force a fumble that was recovered by LB Jake Ryan at the Detroit 12, a turnover that would set up QB Aaron Rodgers' 8-yard TD pass to WR Davante Adams three plays later...The sack gave him 132.5 for his career as he moved into a tie with Lawrence Taylor and Leslie O'Neal for No. 12 in NFL history (since 1982)...It also marked his 14th sack and his eighth forced fumble in 16 career games against the Lions.

►**vs. Dallas Cowboys (Dec. 13):** Started at ROLB and played 40 snaps, posting a solo tackle and two QB pressures.

►**at Oakland Raiders (Dec. 20):** Started at LOLB and recorded 2.5 sacks, his most in a game in a Green Bay uniform...Moved into the top 10 in NFL history in sacks, bringing his career total to 135.0 (No. 10)...Posted two-plus sacks in his fourth straight game vs. Oakland, becoming the first player in NFL history to record two or more sacks in each of his first four games against a single opponent...Early in the third quarter, fought off a block from RT J'Marcus Webb to bring down QB Derek Carr for a 4-yard loss...Midway through the fourth quarter, walked back LG Gabe Jackson and fought through a holding penalty on Jackson to get to Carr for a 14-yard sack on third down and force an Oakland punt...Later in the fourth, shared a 6-yard sack of Carr with fellow LB Mike Neal...Finished with four tackles (three solo) and a QB pressure.

►**at Arizona Cardinals (Dec. 27):** Started at LOLB and posted a solo tackle.

►**vs. Minnesota Vikings (Jan. 4):** Opened at ROLB and played 33

snaps, recording two tackles (both solo) and a sack, giving him a double-digit sack total on the season for the ninth time in his career...Early in the second quarter, brought down QB Teddy Bridgewater for a 3-yard loss on third-and-7 to force a Minnesota punt.

►**at Washington Redskins (NFC Wild Card, Jan. 10):** Started at ROLB and played 48 snaps, finishing with two tackles (one solo) and two QB hits.

80 Justin Perillo, TE, 2nd Year, Maine

- Appeared in two games as a rookie in 2014, starting out the season on the practice squad for the first nine contests before being signed to the 53-man roster for the final seven games and both playoff contests.

- Was originally signed by Green Bay as a non-drafted free agent on May 12, 2014.

2015 SEASON: Played in nine games and had 11 catches for 102 yards (9.7 avg.) and a TD...Was inactive for two games (Weeks 16-17) due to a hamstring injury...Was on Green Bay's practice squad for the first five contests before being signed to the active roster on Oct. 14.

►**vs. San Diego Chargers (Oct. 18):** Played seven snaps on offense and registered the first catch of his NFL career...Was split out to the left and made a diving grab near the right sideline with S Jahleel Addae covering him for a 21-yard gain to the Green Bay 33.

►**at Denver Broncos (Nov. 1):** Appeared on six plays on offense and posted a 6-yard reception.

►**at Carolina Panthers (Nov. 8):** Played six snaps on offense and one on special teams.

►**vs. Detroit Lions (Nov. 15):** Recorded a career-high five catches for a career-best 58 yards (11.6 avg.), including the first TD grab of his career, an 11-yard reception over the middle from QB Aaron Rodgers with 32 seconds remaining in the game to bring Green Bay within two points (18-16)...On the TD, found a small window to make the grab between LB Tahir Whitehead and S Glover Quin...Caught four passes for 52 yards (13.0 avg.) in the fourth quarter, including a 24-yard grab over the middle to the Detroit 48 to convert a third-and-15...Made a leaping catch down the seam over Whitehead for the longest reception of his career.

►**at Minnesota Vikings (Nov. 22):** Appeared on 15 plays on offense.

►**vs. Chicago Bears (Nov. 26):** Played 24 snaps and caught two passes for 9 yards (4.5 avg.).

►**at Detroit Lions (Dec. 3):** Appeared on 15 plays on offense and 12 on special teams.

►**vs. Dallas Cowboys (Dec. 13):** Played 13 snaps and had a 13-yard catch.

►**at Oakland Raiders (Dec. 20):** Appeared on 12 plays on offense and had a 5-yard reception on a third-and-5 late in the first half.

►**at Arizona Cardinals (Dec. 27):** Inactive due to a hamstring injury suffered in practice leading up to the game.

►**vs. Minnesota Vikings (Jan. 4):** Inactive (hamstring).

►**at Washington Redskins (NFC Wild Card, Jan. 10):** Inactive (hamstring).

53 Nick Perry, LB, 4th Year, Southern California

- Set a career high with 15 games played in 2014. Appeared in both playoff contests, including his first postseason start, and finished No. 3 on the team with 1.5 sacks.

- Battled injuries in each of his first two seasons, but was productive when healthy, tallying six sacks and three forced fumbles in his first 17 professional contests.

- Posted career highs in every statistical category in 2013, including starts (six), tackles (42), solo tackles (22), sacks (four) and forced fumbles (three).

2015 SEASON: Played in 14 games with one start and recorded 34 tackles (22 solo), 3.5 sacks, a forced fumble, seven QB pressures and a pass defended...Was inactive for two games (shoulder/hand).

►**at Chicago Bears (Sept. 13):** Played 31 snaps and registered an assisted tackle and a QB pressure.

►**vs. Seattle Seahawks (Sept. 20):** Appeared on 32 plays and posted a season-high five tackles (three solo)...On Seattle's opening drive, came

from his ROLB spot to drop RB Marshawn Lynch in the backfield for a 3-yard loss at the Seattle 5 to force a punt.

►**vs. Kansas City Chiefs (Sept. 28):** Made his first start of the season, opening at LOLB and playing 33 snaps...Posted his first sack of the season when he blew past T Donald Stephenson and punched the ball out of QB Alex Smith's hand on the 6-yard sack, a fumble that was recovered by the Chiefs...Midway through the third quarter, came off the right side and walked Stephenson back to force Smith out of the pocket as he scrambled to his left and was picked off by CB Sam Shields at the Kansas City 19 to set up a Green Bay TD...Finished with two tackles (one solo) and a QB pressure.

►**at San Francisco 49ers (Oct. 4):** On a first-and-goal for San Francisco at the Green Bay 5 in the second quarter, blew past T Joe Staley to sack QB Colin Kaepernick for a 10-yard loss and help force the 49ers to settle for a field goal....Posted his second sack on the afternoon early in the fourth quarter when he brought Kaepernick down for a 2-yard loss after he stepped up in the pocket...It marked his third straight season (2013-15) with a two-sack game, one of only two Packers to do so over that span (LB Clay Matthews).

►**vs. St. Louis Rams (Oct. 11):** Played 12 snaps before departing in the second quarter due to a shoulder injury, and did not return...Shared a 7-yard sack of QB Nick Foles with Matthews midway through the first quarter, coming from his ROLB spot and fighting off a chip block from TE Cory Harkey to get to the QB...Finished with three tackles (all solo).

►**vs. San Diego Chargers (Oct. 18):** Inactive (shoulder/hand).

►**at Denver Broncos (Nov. 1):** Returned to action, appearing on 15 snaps...Registered three tackles (one solo).

►**at Carolina Panthers (Nov. 8):** Played 38 snaps and was tied for the lead among LBs with seven tackles (five solo), adding a pass defended...Avoided a block from TE Ed Dickson on an end-around run by WR Corey Brown early in the second quarter, reading the play and dropping Brown for a 12-yard loss...Got his left hand up to deflect a QB Cam Newton pass intended for Brown later in the second quarter.

►**vs. Detroit Lions (Nov. 15):** Appeared on 24 plays and posted a solo tackle.

►**at Minnesota Vikings (Nov. 22):** Played 23 snaps and posted an assisted tackle and a QB pressure.

►**vs. Chicago Bears (Nov. 26):** Appeared on 22 plays and registered three tackles (one solo).

►**at Detroit Lions (Dec. 3):** Played 15 snaps and recorded a QB pressure.

►**vs. Dallas Cowboys (Dec. 13):** Inactive (shoulder).

►**at Oakland Raiders (Dec. 20):** Played 31 snaps and was tied for the team lead with three QB pressures...Added a QB hit.

►**at Arizona Cardinals (Dec. 27):** Appeared on 34 plays and posted three tackles (all solo).

►**vs. Minnesota Vikings (Jan. 4):** Played 21 snaps and registered three tackles (two solo), including a stop of TE Rhett Ellison on a pass in the flat for a 2-yard loss early in the fourth quarter.

►**at Washington Redskins (NFC Wild Card, Jan. 10):** Played 26 snaps and registered four tackles (one solo), two sacks (tied for the team lead) and three QB hits...Early in the fourth quarter, made an inside move on LT Trent Williams and then shook off a block from G Spencer Long to get to QB Kirk Cousins for a shared 9-yard sack with LB Clay Matthews...Later in the quarter, beat Williams again to bring down Cousins for a 6-yard sack on fourth down...Got past Williams one more time late in the fourth quarter for a shared 9-yard sack of Cousins with DT Mike Daniels...With his two sacks, brought his career postseason total to 4.5 sacks, good for No. 3 in team history behind only Matthews (10.0) and DE Reggie White (8.5).

81 Andrew Quarless, TE, 6th Year, Penn State

- Appeared in all 16 games for the second straight season in 2014, opening a career-high 11 contests and posting career bests for receiving yards (323) and TD catches (three).

- Moved into a starting role in 2013 in Week 8 following TE Jermichael Finley's season-ending neck injury and responded with a career-best 32

catches for 312 yards (9.8 avg.) and two TDs.

- Sidelined for the entire 2012 campaign as he continued his rehabilitation from a significant knee injury sustained at the N.Y. Giants in Week 13 of the 2011 season.

2015 SEASON: Played in five games and had four catches for 31 yards (7.8 avg.)...Was placed on injured reserve/designated for return on Sept. 30...Was activated to the 53-man roster on Dec. 21.

► **at Chicago Bears (Sept. 13):** Played 24 snaps, helping to protect QB Aaron Rodgers as he was not sacked and threw for 189 yards and three TDs on 18-of-23 passing...Also helped clear the way for Green Bay's 133 rushing yards on 30 attempts (4.4 avg.).

► **vs. Seattle Seahawks (Sept. 20):** Appeared on 20 plays and helped block for RB James Starks, who registered 95 yards on 20 carries (4.8 avg.) in relief of injured RB Eddie Lacy...Came across the backfield to deliver a key block on LB Bruce Irvin to help spring Starks for a game-long 35-yard run midway through the third quarter.

► **vs. Kansas City Chiefs (Sept. 28):** Posted his first catches of the season, hauling in two passes for 14 yards (7.0 avg.), but sustained a knee injury on his 7-yard grab down to the Kansas City 22 after taking a low hit from CB Marcus Peters midway through the second quarter...Left the game and did not return.

► **at Arizona Cardinals (Dec. 27):** Seeing his first action since Week 3, appeared on 25 plays and caught two passes for 17 yards (8.5 avg.), including a 13-yarder on a third-and-6 late in the third quarter.

► **vs. Minnesota Vikings (Jan. 4):** Started as the Packers opened up with two tight ends, and played 31 snaps.

► **at Washington Redskins (NFC Wild Card, Jan. 10):** Played 14 snaps on offense.

90 B.J. Raji, DT, 7th Year, Boston College

- Earned his first bid to the Pro Bowl in 2011, becoming the first Green Bay defensive tackle since Bob Brown in 1972 to be voted to the all-star team.

- Missed the entire 2014 season with a biceps injury suffered during a preseason game vs. Oakland (Aug. 22).

- Played in 70 games from 2010-13 (including playoffs), tied for the second most in the NFL by a defensive lineman over that span.

- Led all NFL nose tackles with 6½ sacks in 2010, the most recorded by a nose tackle since Minnesota's Ken Clarke posted seven in 1990 (according to STATS LLC).

2015 SEASON: Started all 15 games he played in posted 34 tackles (12 solo)...Added a half-sack, a QB hit, four pressures and two passes defended...Was inactive for one game (Week 6 vs. San Diego) due to a groin injury.

► **at Chicago Bears (Sept. 13):** Started and played 48 snaps...Fought off a block by G Vladimir Ducasse to split a 2-yard sack of QB Jay Cutler with LB Julius Peppers on Chicago's opening drive, forcing the Bears to settle for a 28-yard Robbie Gould field goal.

► **vs. Seattle Seahawks (Sept. 20):** Started and played 42 snaps, helping limit RB Marshawn Lynch to just 41 yards on 15 carries (2.7 avg.)...Posted four tackles (three solo) and a pressure...On Seattle's opening drive, fought off a block by C Drew Nowak to drop Lynch in the backfield for a 2-yard loss...Made another stop of Lynch for a 2-yard loss midway through the second quarter.

► **vs. Kansas City Chiefs (Sept. 28):** Started and played 25 snaps, posting an assisted tackle...Helped limit RB Jamaal Charles to just 49 yards rushing on 11 carries (4.5 avg.), with a long of 13 yards.

► **at San Francisco 49ers (Oct. 4):** Started and appeared on 24 plays, leading the defensive line with four tackles (two solo)...Helped limit the 49ers to just one rushing first down and RB Carlos Hyde to only 20 yards rushing on eight carries (2.5 avg.).

► **vs. St. Louis Rams (Oct. 11):** Started and played 26 snaps, but left the game early in the third quarter due a groin injury and did not return...Posted four tackles (two solo) prior to his departure.

► **vs. San Diego Chargers (Oct. 18):** Inactive (groin).

► **at Denver Broncos (Nov. 1):** Started and played 29 snaps, finishing with three assisted and a pass defended...Fought off a block by C Matt Paradis to join LB Julius Peppers as they brought RB Ronnie Hillman down

for a 2-yard loss on a first-quarter run...Made a leaping left-handed deflection of a QB Peyton Manning pass intended for Hillman over the middle deep in Green Bay territory early in the fourth quarter on second down, helping to limit the Broncos to a FG.

► **at Carolina Panthers (Nov. 8):** Started, appearing on 32 plays, and posted an assisted tackle...Helped limit RB Jonathan Stewart to an average of 3.1 yards per carry (66 yards on 20 attempts), his lowest average since Week 1.

► **vs. Detroit Lions (Nov. 15):** Started and played 33 snaps, finishing with two assisted tackles and a pass defended...Helped limit the Lions to just 45 yards rushing on 26 attempts (1.7 avg.), the fewest rushing yards allowed to an opponent on 25-plus attempts since Miami rushed for 37 yards on 25 carries vs. the Packers on Sept. 22, 1991.

► **at Minnesota Vikings (Nov. 22):** Started and appeared on 34 plays, helping limit RB Adrian Peterson, who entered the game ranked No. 1 in the league in rushing, to just 45 yards on 13 carries (3.5 avg.), his lowest yardage total since Week 1...Registered three tackles (one solo) and a QB pressure.

► **vs. Chicago Bears (Nov. 26):** Started and played 37 snaps, helping limit the Bears to an average of 3.3 yards per carry on 31 attempts with a long run of 14 yards...Recorded two tackles (one solo).

► **at Detroit Lions (Dec. 3):** Started and appeared on 34 plays, posting an assisted tackle.

► **vs. Dallas Cowboys (Dec. 13):** Started at NT and played 25 snaps...Helped limit the Cowboys to just 11 first downs and 270 yards of total offense.

► **at Oakland Raiders (Dec. 20):** Started and played 23 snaps, recording a QB pressure.

► **at Arizona Cardinals (Dec. 27):** Started and played six snaps before sustaining a concussion late in the first quarter...Posted two assisted tackles before departing the game.

► **vs. Minnesota Vikings (Jan. 4):** Started and played 26 snaps, finishing with an assisted tackle...Helped limit Peterson, the league rushing leader, to just 67 yards on 19 carries (3.5 avg.) with a long run of 10 yards.

► **at Washington Redskins (NFC Wild Card, Jan. 10):** Played 22 snaps and recorded two tackles (both solo)...Early in the second quarter, blew past C Kory Lichtensteiger to bring down RB Alfred Morris for a 4-yard loss on a run up the middle.

23 Damarious Randall, CB, Rookie, Arizona State

- Earned first-team All-Pacific-12 honors at safety as a senior in 2014 after he led the Sun Devils in tackles (106) and passes defended (12) and tied for the team lead with three interceptions.

- Appeared in 12 games with nine starts as a junior in '13, his first season at Arizona State, and posted 71 tackles (48 solo), three interceptions, six passes defended and two forced fumbles.

- Was named an NJCAA first-team All-American in 2012 at Mesa (Ariz.) Community College after recording 69 tackles (50 solo), nine interceptions, 17 passes defended, a forced fumble and a fumble recovery.

2015 SEASON: Played in 15 games with nine starts (six at LCB, two at RCB, one in the slot) and posted 59 tackles (50 solo), three interceptions (tied for the team lead), including one for a TD, and a team-best 16 passes defended...Was tied for No. 2 among NFL rookies in interceptions...Added two tackles on special teams...Was inactive for one contest (Week 13 at Detroit) due to a hamstring injury.

► **at Chicago Bears (Sept. 13):** Played 61 snaps on defense and posted two tackles (one solo) and a team-high two passes defended...Broke up a QB Jay Cutler pass intended for WR Eddie Royal late in the first half and also broke up Cutler's deep pass intended for RB Matt Forte on the sideline in the third quarter inside the Green Bay 10-yard line.

► **vs. Seattle Seahawks (Sept. 20):** Played 14 snaps on defense and five on special teams...Registered a pass defended.

► **vs. Kansas City Chiefs (Sept. 28):** Played 54 snaps on defense and recorded two solo tackles and a pass defended...Perfectly timed a hit on RB Charcandrick West on a pass in the flat late in the fourth quarter, drilling West near the Green Bay 30 to break up the pass.

► **at San Francisco 49ers (Oct. 4):** Played 39 snaps and recorded

three tackles (two solo) and a pass defended...On a third down at the Green Bay 15 with just over 4:30 remaining in the game, made a leaping deflection to break up a QB Colin Kaepernick pass intended for WR Torrey Smith in the end zone...Helped limit the 49ers to just 196 yards of total offense and Kaepernick to a 55.4 passer rating (13 of 25, 160 yards, one INT).

►**vs. St. Louis Rams (Oct. 11):** Made his first NFL start, opening at LCB with the defense opening in nickel...Played 33 snaps and registered four tackles (three solo)...Helped limit QB Nick Foles to a 23.8 passer rating as he completed only 11 of 30 passes for 141 yards and one TD with a career-high four INTs (previous high was two INTs).

►**vs. San Diego Chargers (Oct. 18):** Started at LCB for the second straight game with the team opening in nickel, and had a hand in the game's deciding play...Jumped QB Philip Rivers' pass intended for RB Danny Woodhead in the right flat on fourth-and-goal from the Green Bay 3 with 20 seconds remaining...Dove to make a deflection of the pass intended for Woodhead near the pylon to seal the victory...Finished with six tackles (all solo) and two passes defended.

►**at Denver Broncos (Nov. 1):** Playing through an ankle injury he sustained in practice during the week leading up to the game, appeared on 55 snaps and registered a career-high nine tackles (six solo), an interception and two passes defended...Posted the first INT of his NFL career on a third down with just under 10 minutes remaining in the game...On the play, made a diving catch on a pass from QB Peyton Manning intended for WR Andre Caldwell near the sideline at the Green Bay 29.

►**at Carolina Panthers (Nov. 8):** Started at RCB and played all 67 snaps, one of three Green Bay defenders to do so...Registered five tackles (all solo), an interception and two passes defended...After the Packers scored a TD to get within eight points (37-29) with just under four minutes remaining, picked off QB Cam Newton's pass near the sideline intended for WR Ted Ginn, keeping both feet in bounds as he returned the pick 4 yards to the Carolina 22...Earlier in the game, went low on Newton to bring him down for just a 3-yard gain on third-and-7 to limit the Panthers to a field goal in the second quarter.

►**vs. Detroit Lions (Nov. 15):** Started at LCB as the defense opened in nickel and played 50 snaps...Posted two solo tackles and a pass defended...In the fourth quarter, came up in run support to bring down RB Joique Bell for a 1-yard loss...With just over 30 seconds remaining in the game and the Packers trailing 18-16, recovered Mason Crosby's onside kick that went through the arms of WR Calvin Johnson at the Detroit 49, becoming the first Packer to recover a Green Bay onside kick since LB Jamari Lattimore did so vs. Chicago on Nov. 4, 2013.

►**at Minnesota Vikings (Nov. 22):** Started at LCB and played 57 snaps, recording seven tackles (six solo) and a pass defended...Came under TE Kyle Rudolph to break up a deep pass intended for him near the Green Bay 15 early in the fourth quarter...Added a tackle on special teams.

►**vs. Chicago Bears (Nov. 26):** Started at LCB and played 36 snaps, posting two tackles (both solo)...Departed the game late in the third quarter (knee) and did not return.

►**at Detroit Lions (Dec. 3):** Inactive due to a hamstring injury he sustained in practice.

►**vs. Dallas Cowboys (Dec. 13):** Started at CB, appearing on 44 snaps...Was matched up with WR Dez Bryant for much of the game after CB Sam Shields departed midway through the second quarter (concussion)...Helped limit Bryant to just one catch for 9 yards, his lowest yardage output in a game since Nov. 25, 2010 (0 yards vs. New Orleans)...Registered a solo tackle and a pass defended, breaking up a pass over the middle intended for Bryant on third down that was initially ruled a 28-yard catch before being overturned on replay review.

►**at Oakland Raiders (Dec. 20):** Registered his third INT of the season and the first INT return for a TD of his career, picking off QB Derek Carr with just under five minutes remaining in the first quarter...Came off the man he was covering outside, WR Michael Crabtree, to intercept Carr's overthrown pass that was intended for WR Seth Roberts and return it 43 yards down the left sideline for the score...Combined with CB Quinten Rollins' INT return for a TD vs. St. Louis in Week 5, it marked the first time the Packers had two rookies/first-year players post INT returns for TDs in the same season since 1921 (Nate Abrams, Billy DuMoe)...Matched his

career high with nine tackles (seven solo) and posted two passes defended.

►**at Arizona Cardinals (Dec. 27):** Started at LCB and played 57 of 58 snaps, finishing with four tackles (all solo).

►**vs. Minnesota Vikings (Jan. 4):** Played 34 snaps in reserve duty and registered three tackles (all solo)...Helped limit QB Teddy Bridgewater to a career-low 99 yards passing and a 45.7 passer rating.

►**at Washington Redskins (NFC Wild Card, Jan. 10):** Started at LCB and played 63 snaps, finishing with eight tackles (four solo) and a pass defended...Made a leaping breakup of a deep pass down the sideline from QB Kirk Cousins to WR DeSean Jackson in the fourth quarter.

28 Sean Richardson, S, 4th Year, Vanderbilt

• Played in all 16 games in 2014 for the first time in his career and led the team with a career-high 17 tackles on special teams.

• Returned to the field late in the 2013 season after suffering a neck injury that ended his rookie campaign prematurely in 2012.

• Was one of four non-drafted free agents to make the club's opening-day roster in 2012, joining T Don Barclay, WR Jarrett Boykin and LB Dezman Moses.

2015 SEASON: Played in three games with one start before a neck injury ended his season...Recorded two tackles (both solo) and a pass defended on defense and one tackle on special teams...Was placed on injured reserve on Oct. 14.

►**at Chicago Bears (Sept. 13):** Started his first career game as the Packers opened with three safeties on the field...Played 28 snaps on defense and 15 on special teams...Posted two solo tackles and a QB pressure on defense.

►**vs. Seattle Seahawks (Sept. 20):** Played four snaps on defense, recording a pass defended, and 19 on special teams.

►**vs. Kansas City Chiefs (Sept. 28):** Inactive due to an ankle injury sustained in practice on Sept. 25.

►**at San Francisco 49ers (Oct. 4):** Played 16 snaps on defense and 16 on special teams.

►**vs. St. Louis Rams (Oct. 11):** Was inactive due to a neck injury sustained in practice leading up to the game.

22 Aaron Ripkowski, FB, Rookie, Oklahoma

• Former walk-on played in 47 games, starting 17 contests in four seasons.

• Winner of the Don Key Award, presented annually to an Oklahoma Sooner senior who exemplifies all-around excellence in the classroom and on the field.

• Named first-team All-Big 12 by 247Sports.com and second-team All-Big 12 by the league's coaches after the 2014 season.

• Saw the most extensive offensive action as a senior, starting a career-best nine games and recording four touchdowns (three rushing and one receiving).

2015 SEASON: Played in 15 games, seeing action primarily on special teams, and posted nine tackles (tied for No. 4 on the team)...Had one reception for 18 yards...Was inactive for one contest (Week 13 at Detroit).

►**at Chicago Bears (Sept. 13):** Played 12 snaps on special teams in his pro debut and recorded a tackle...Also fielded a squib kick by K Robbie Gould late in the first half but did not attempt a return.

►**vs. Seattle Seahawks (Sept. 20):** Appeared on 19 plays on special teams.

►**vs. Kansas City Chiefs (Sept. 28):** Played 22 snaps on special teams and saw the first action of his career on offense, appearing on three plays...Registered a tackle on special teams.

►**at San Francisco 49ers (Oct. 4):** Played 17 snaps on special teams and registered a tackle...Also appeared on one play on offense.

►**vs. St. Louis Rams (Oct. 11):** Appeared on 16 plays on special teams.

►**vs. San Diego Chargers (Oct. 18):** Played 17 snaps on special teams.

►**at Denver Broncos (Nov. 1):** Appeared on 18 plays on special teams and four on offense.

►**at Carolina Panthers (Nov. 8):** Caught his first pass as a pro, hauling in a pass in the flat from a rolling-out QB Aaron Rodgers...Picked up

18 yards on the reception, breaking a tackle attempt by CB Bene Benwikere before being brought down by a host of Carolina defenders at the Carolina 47 on a drive that would be capped off by a 1-yard TD pass from Rodgers to TE Richard Rodgers...Added a tackle on special teams.

►**vs. Detroit Lions (Nov. 15):** Played 22 snaps on special teams and one on offense...Registered a team-high three tackles.

►**at Minnesota Vikings (Nov. 22):** Appeared on 17 plays on special teams and one on offense.

►**vs. Chicago Bears (Nov. 26):** Played 16 snaps on special teams.

►**at Detroit Lions (Dec. 3):** Inactive (illness).

►**vs. Dallas Cowboys (Dec. 13):** Appeared on 18 plays on special teams.

►**at Oakland Raiders (Dec. 20):** Played 21 snaps on special teams and three on offense...Tied for the team lead with two tackles on special teams.

►**at Arizona Cardinals (Dec. 27):** Appeared on 16 plays on special teams and three on offense.

►**vs. Minnesota Vikings (Jan. 4):** Played 16 snaps on special teams.

►**at Washington Redskins (NFC Wild Card, Jan. 10):** Appeared on 20 plays on special teams.

12 Aaron Rodgers, QB, 11th Year, California

- Was named the NFL's Most Valuable Player by *The Associated Press* in 2014 for the second time in his career (also 2011), becoming the eighth player in league history to win the award multiple times.

- Ranks No. 1 in NFL history (min. 1,500 attempts) with a career passer rating of 104.1...Also ranks No. 1 in league annals in career INT percentage (1.61) and TD/INT ratio (3.95, 257/65), No. 5 in yards/attempt (8.01) and No. 6 in completion percentage (65.1).

- Has posted five seasons (2009, 2011-12, 2014-15) with 500-plus attempts and eight or fewer INTs, the most in NFL history. Patriots QB Tom Brady (three seasons) is the only other QB in league annals with more than one (five QBs with one).

- Is the only quarterback in league history to record a 100-plus passer rating in six consecutive seasons (2009-14), with no other QB doing so in more than four straight seasons.

- Was named to his fifth career Pro Bowl this season (2009, 2011-12, 2014-15), the second most by a Green Bay QB in team history behind only Brett Favre (nine).

- In 119 career regular-season starts, has posted 43 games with 300-plus passing yards, 69 without an interception (min. 15 attempts) and 66 with a 100-plus passer rating.

2015 SEASON: Posted a 92.7 passer rating, connecting on 347 of 572 passes (60.7 percent) for 3,821 yards and 31 TDs with eight INTs...Ranked No. 3 in the league in TD/INT ratio (3.88), tied for No. 1 in completions of 25-plus yards (39), and No. 3 in INT percentage (1.40)...Was tied for No. 10 in the NFL in TD passes and ranked No. 10 in TD percentage (5.4)...Ranked No. 5 among QBs with 344 rushing yards (the second-highest total of his career) and a TD on 58 carries (5.9 avg.)...Ranked No. 7 among QBs with 20 rushing first downs...Was selected to his fifth career Pro Bowl.

►**at Chicago Bears (Sept. 13):** Posted a 140.5 passer rating, the top mark of his career in a season opener, as he connected on 18 of 23 passes (78.3 percent) for 189 yards and three TDs with zero INTs...Posted three TD passes/zero INTs/140-plus passer rating for the third straight game against Chicago (both contests in 2014), the lone NFL quarterback to do so against a single opponent (has also done it vs. Minnesota, 2010-11)...Also became the first QB in NFL history to have 13 TD passes and zero INTs over a three-game span vs. one opponent (Chicago)...Found WR James Jones twice for TDs (13 yards, 1 yard) and WR Randall Cobb on a perfectly placed throw over Cobb's shoulder for a 5-yard TD early in the fourth quarter that gave Green Bay a 24-16 lead...Added 35 rushing yards and picked up three first downs on eight carries (4.4 avg.), his best rushing-yardage total since posting 57 yards on five attempts at Indianapolis on Oct. 7, 2012.

►**vs. Seattle Seahawks (Sept. 20):** Connected on 25 of 33 passes (75.8 percent) for 249 yards and two TDs with no INTs for a 116.9 passer rating, his 13th straight home game with a 100-plus passer rating (min.

five att.)...Threw a 29-yard TD pass down the middle to Jones on the Packers' opening drive after drawing DE Michael Bennett offside, stepping up in the pocket to find Jones...Early in the fourth quarter with Green Bay trailing, 17-16, stepped up in the pocket and moved to his left before finding TE Richard Rodgers for a 5-yard TD pass and then a two-point conversion to put Green Bay up for good, 24-17...On the drive, completed all eight of his passes for 78 yards on the 10-play, 80-yard drive...Dating back to last season, has now completed 75.0 percent or more of his passes in four straight regular-season games (min. 20 att.), the first QB in team history to accomplish that feat.

►**vs. Kansas City Chiefs (Sept. 28):** Threw for 333 yards and a season-best five TDs on 24-of-35 passing (68.6 percent) for a 138.5 passer rating...Threw for five-plus TDs for the fourth time in his career, topping QB Brett Favre's franchise record of three...Tied an NFL record (Kurt Warner, 1999-2000) by posting a 100-plus passer rating and 15-plus attempts in his 10th straight home game in the regular season...Posted a season-high five completions of 25-plus yards...Did not throw an INT for the 16th time in the last 19 regular-season games...Brought his streak of TD passes without an interception at Lambeau Field to 43 in the regular season, more than twice as long as any other streak of TD passes without an INT in home games in NFL history...Found Cobb three times for TDs (3, 4, 4) and Jones for the second straight week on a free play after drawing the Chiefs offside, connecting with him for a 27-yard TD on a back-shoulder throw late in the first half to give Green Bay a 24-7 lead at the break...Was named the NFC Offensive Player of the Week for his performance, the 13th time in his career he had won the weekly award as he surpassed QB Brett Favre (12) for the team record.

►**at San Francisco 49ers (Oct. 4):** Posted a 99.0 QB rating as he completed 22 of 32 passes for 224 yards and a TD with no INTs...Brought his streak of consecutive attempts without an INT to 191, the fourth-longest streak in franchise annals...On his TD pass, a 9-yarder to TE Richard Rodgers on the opening drive, spun away from pressure by DL Arik Armstead to buy himself time, then slid to his left to avoid LB Aaron Lynch before finding Rodgers in the back of the end zone for the sliding catch...Rushed for 33 yards on three attempts (11.0 avg.), including a season-long 17-yarder down the right sideline midway through the third quarter down to the San Francisco 1 that set up John Kuhn's TD run on the next play.

►**vs. St. Louis Rams (Oct. 11):** Threw for 241 yards and two TDs on 19-of-30 passing...Also led the team in rushing with 39 yards on eight carries (4.9 avg.), including a season-long 18-yard pickup on Green Bay's opening drive as he took it up the middle for the first down on third-and-7...Threw his first interception at Lambeau Field since Dec. 2, 2012, when he was picked off by LB James Laurinaitis on a ball that was tipped at the line in the first quarter...The INT snapped a streak of 492 attempts and 44 TD passes at home without an INT (both NFL records), and including playoffs, 586 straight attempts and 49 TD passes...The pick also snapped his streak of 191 consecutive passes in the regular season without an INT, the fourth-longest streak in team history...Had his first two-INT game at Lambeau Field since Oct. 24, 2010, vs. Minnesota, snapping a streak of 33 straight home starts without throwing two INTs in a game, the longest streak in the NFL during the Super Bowl era.

►**vs. San Diego Chargers (Oct. 18):** Completed 16 of 29 passes for 255 yards and two TDs with no INTs for a 107.7 passer rating...Went over the 30,000-yard passing mark for his career early in the fourth quarter on a 12-yard completion to RB Eddie Lacy, reaching the mark on his 3,652nd attempt, the fewest needed in NFL history as he bested the previous record held by QB Johnny Unitas (3,695)...His 241 TD passes at the time of hitting the 30,000-yard mark was also an NFL record...Completed passes of 20-plus yards to five different players (Jones, Cobb, Rodgers, WR Jeff Janis, TE Justin Perillo), his first time doing so since Week 13 last season vs. New England.

►**at Denver Broncos (Nov. 1):** Completed 14 of 22 passes for 77 yards and rushed for 31 yards on two carries (15.5 avg.)...His 14-yard run midway through the second quarter put him over the 2,000-yard rushing mark for his career, making him just the eighth QB in league history to pass for 30,000-plus yards and rush for 2,000-plus yards.

► **at Carolina Panthers (Nov. 8):** Threw for a season-high 369 yards and four TDs on 25-of-48 passing...Connected on a 53-yard TD pass to Cobb on the opening drive of the second half on an out-and-up route, perfectly placing the ball over Cobb's shoulder with CB Bene Benwikere in coverage...His first TD pass of the day came late in the first quarter when he rolled to his right and found Rodgers in a tight window by the sideline for a 1-yard score...Added two TD passes in the fourth quarter, the first on a 29-yard screen to Starks and the second a 3-yarder over the middle to Rodgers...Connected on five passes of 25-plus yards on the afternoon, matching his season high set in Week 3 vs. Kansas City.

► **vs. Detroit Lions (Nov. 15):** Completed a career-high 35 passes on 61 attempts for 333 yards and two TDs with no INTs...The 35 completions are tied for No. 2 in single-game franchise history, trailing only Favre's 36 at Chicago on Dec. 5, 1993...His 61 attempts tied Favre's franchise record set vs. San Francisco on Oct. 14, 1996...Posted back-to-back 300-yard passing games for the first time on the season...Completed 17 of 29 passes for 185 yards and both of his TDs in the fourth quarter...Found TE Richard Rodgers over the middle for a 4-yard score with just under six minutes remaining to narrow Detroit's lead to 12-10, and then after a Detroit TD, found Perillo over the middle for an 11-yard TD with 32 seconds remaining to bring the Packers within two points again (18-16)...Posted 50-plus yards passing to five different receivers on the day, his first time doing so in his career.

► **at Minnesota Vikings (Nov. 22):** Threw for 212 yards and two TDs with no INTs on 16-of-34 passing, his sixth game of the season with two-plus passing TDs and zero INTs...Posted a 125.8 passer rating on third down, connecting on 6 of 11 passes for 102 yards and both of his TDs...His first TD came with six seconds remaining in the first half when he found Cobb for a 10-yard score...His second TD throw came on the first play of the fourth quarter when he rolled out to his right on third down to avoid pressure and found Jones on the side of the end zone in a tight window for a 27-yard TD...His flip pass to Jones on the ensuing two-point conversion put Green Bay up, 27-13...Completed four passes of 25-plus yards, with three of those going to Jones, highlighted by his 37-yard completion to the Minnesota 28 late in the third quarter as he moved to his left that set up the Jones TD catch three plays later.

► **vs. Chicago Bears (Nov. 26):** Completed 22 of 43 passes for 202 yards and a TD with one INT...Threw a 25-yard TD pass to RB Eddie Lacy on a screen play in the first quarter...Added 33 yards on four carries (8.3 avg.), rushing for two first downs.

► **at Detroit Lions (Dec. 3):** Threw for 273 yards and two TDs with one INT on 24-of-36 passing, a performance that culminated with his 61-yard game-winning TD pass to TE Richard Rodgers with no time on the clock to give Green Bay a thrilling, 27-23 win...Helped lead the Packers back from a 17-point first-quarter deficit for the first time in franchise history...Green Bay also trailed by 20 points midway through the third quarter (20-0), just the third time in team annals that the Packers overcame a deficit of 20-plus points in the second half...With Green Bay trailing, 23-21, drew a facemask penalty on DE Devin Taylor with no time remaining to give the Packers one last untimed play at the Green Bay 39...On the TD pass, initially moved to his left before rolling out to his right to avoid pressure and buy time, heaving a Hail Mary pass from the Green Bay 35 that was caught by a leaping Rodgers in front of several Detroit defenders a few yards deep in the end zone...The 61-yard game-winner was the second-longest come-from-behind game-ending TD from scrimmage in the fourth quarter in NFL history behind only Lions QB Earl Morrall's 65-yard TD pass to TE Jim Gibbons on Dec. 4, 1960...Also scored on a 17-yard TD run with just over three minutes remaining in the game to bring Green Bay within two points (23-21), the second-longest TD run of his career behind only his 27-yarder vs. Detroit on Dec. 9, 2012.

► **vs. Dallas Cowboys (Dec. 13):** Completed 22 of 35 passes for 218 yards and two TDs with no INTs for a 99.5 passer rating...Went over the 3,000-yard passing mark on the season for the seventh time in his career (2008-12, 2014-15), the second most in franchise history behind Favre (16)...Added 27 yards rushing on three carries (9.0 avg.), including a key 11-yard pickup on third-and-9 midway through the fourth quarter with the Packers leading 14-7...Green Bay would score four plays later on a 30-yard

TD run by RB James Starks...Also had a 16-yard run in the second quarter to pick up a third-and-5 on a drive that would be capped off with his 3-yard TD pass to TE Richard Rodgers...Helped the Packers record season highs for first downs (29) and time of possession (37:48).

► **at Oakland Raiders (Dec. 20):** Threw for 204 yards and a TD with one INT on 22-of-39 passing...Connected with Jones on a 30-yard TD pass down the right sideline in the third quarter that put Green Bay ahead, 24-20, a lead they would not relinquish.

► **at Arizona Cardinals (Dec. 27):** Completed 15 of 28 passes for 151 yards and a TD with one INT...Rushed for 19 yards on three carries (6.3 avg.).

► **vs. Minnesota Vikings (Jan. 4):** Threw for 292 yards and a TD with one INT on 28-of-44 passing...Completed three passes of 25-plus yards, with all three going to Jones (37, 32, 25)...Threw for 13 first downs, his best total since posting 16 at Carolina in Week 9.

► **at Washington Redskins (NFC Wild Card, Jan. 10):** Completed 21 of 36 passes for 210 yards and two TDs with no INTs for a 93.5 passer rating...Helped lead the Packers back from an 11-point deficit, the second-biggest comeback in team playoff history and the largest by the Packers on the road in the postseason...In a five-drive span from the second quarter to early in the fourth quarter, led the offense to five straight scoring drives, including four TDs...Of the four TD drives, three were 75-plus yards...Went over the 3,000-yard passing mark for his career in the playoffs, joining Favre as the only QBs in team history to eclipse that plateau...The game marked his fifth with two-plus TD passes and zero INTs in the playoffs, tied for No. 2 in the NFL since 2009 behind only Ravens QB Joe Flacco (seven).

82 Richard Rodgers, TE, 2nd Year, California

- Had 55 catches this season, becoming just the fourth TE in team history to have 55-plus receptions in a season (Paul Coffman, Jermichael Finley, Jackie Harris).

- Has 10 career TD catches, tied for the most by a Green Bay TE in his first two seasons since the 1970 AFL-NFL merger (Bubba Franks, 2000-01).

- Played in all 16 games with five starts as a rookie in 2014 and made 20 catches for 225 yards (11.3 avg.) and two TDs.

- Became the first rookie TE to start for the Packers in a season opener since Harris opened in a two-tight-end set in 1990. Also became the first rookie TE to appear in all 16 games since Bubba Franks in 2000.

2015 SEASON: Played in all 16 games with 12 starts and ranked No. 2 on the team with 58 catches for 510 yards (8.8 avg.) and eight TDs...Was tied with WR James Jones for the team lead in TD catches, becoming the first Green Bay TE to lead the team or be tied for the team lead since Franks in 2001...Ranked No. 5 among NFL tight ends in TD catches...Had at least one TD catch in seven games on the season, tied for No. 4 among TEs.

► **at Chicago Bears (Sept. 13):** Started and played 37 snaps, catching three passes for 27 yards (9.0 avg.)...Caught a 20-yard pass over the middle in the first quarter on Green Bay's first TD drive of the game...Also had the first rushing attempt of his career, picking up 11 yards in the third quarter after QB Aaron Rodgers lateraled him the ball.

► **vs. Seattle Seahawks (Sept. 20):** Started and played 46 snaps, hauling in three passes for 23 yards (7.7 avg.) and a TD...With the Packers trailing 17-16 early in the fourth quarter, caught a 5-yard TD pass from Rodgers and also caught a two-point conversion on the next play to put Green Bay up, 24-17, a lead they would not relinquish...On the TD, was lined up in the left slot and ran toward the corner of the end zone before coming back to make the grab over CB Cary Williams.

► **vs. Kansas City Chiefs (Sept. 28):** Started and appeared on 53 snaps, hauling in two passes for 15 yards (7.5 avg.).

► **at San Francisco 49ers (Oct. 4):** Started and played 66 of 73 snaps, catching five passes for 45 yards (9.0 avg.) and a TD...On his TD catch, a 9-yard grab that capped off Green Bay's opening drive, was split out to the left up top...Came across the middle first before moving back to the left to find an opening for a scrambling Rodgers, eluding S Antoine Bethea to make a diving catch in the back of the end zone...Three of his five catches on the afternoon went for first downs.

► **vs. St. Louis Rams (Oct. 11):** Started and appeared on 58 of 62 snaps, hauling in a career-high and team-leading six catches for 45 yards

(7.5 avg.)...Two of his catches went for first downs, including an 18-yarder on Green Bay's final drive on third-and-7 that helped set up K Mason Crosby's 35-yard FG.

►**vs. San Diego Chargers (Oct. 18):** Started and played 45 of 53 snaps, hauling in two passes for 34 yards (17.0 avg.), including a season-long 25-yard catch in the fourth quarter...Came across the play to catch a pass in the flat from Rodgers on a play-action pass and took it down the left sideline to the Green Bay 45 on a drive that was capped off by a 28-yard Mason Crosby FG.

►**at Denver Broncos (Nov. 1):** Started and played 51 of 53 snaps... Caught two passes for 16 yards (8.0 avg.).

►**at Carolina Panthers (Nov. 8):** Posted the first two-TD game of his career, catching a 1-yard score from Rodgers in the first quarter and a 3-yarder with under four minutes remaining that brought the Packers within one score (37-29) after trailing by 23 points in the fourth quarter... On the first TD, found an opening near the side of the end zone as Rodgers rolled out to his right and found him for the score with CB Bene Benwikere in coverage...Made an inside move on DE Kony Ealy to free himself as he caught a 3-yard pass over the middle for the score with 3:43 remaining in the game...Finished with five receptions for 19 yards (3.8 avg.), his third game of the season with five-plus catches.

►**vs. Detroit Lions (Nov. 15):** Caught five passes for 32 yards (6.4 avg.), including a leaping 4-yard TD grab over the middle with just under six minutes remaining as he absorbed a hit from S Glover Quin on the catch...The score gave him TD catches in back-to-back games for the seconds time in his career (Weeks 12-13 in 2014).

►**at Minnesota Vikings (Nov. 22):** Played 51 snaps and caught three passes for 7 yards (2.3 avg.).

►**vs. Chicago Bears (Nov. 26):** Played 46 snaps and caught four passes for 30 yards (7.5 avg.).

►**at Detroit Lions (Dec. 3):** Led the team with eight receptions for a career-high 146 yards (18.3 avg.) and a TD, the most receiving yards ever by a Green Bay TE in a regular-season game as he topped the previous mark of 128 by Jackie Harris (Oct. 10, 1993) and Jermichael Finley (Oct. 5, 2009)...Caught a game-winning 61-yard Hail Mary TD pass with time expired after the Packers drew a facemask penalty that led to a final, untimed play...On the score, initially turned around at the Detroit 10 before turning around and reestablishing himself a few yards deep into the end zone, making a leaping grab in front of several Detroit defenders and Green Bay wide receivers...The 61-yard game-winner was the second-longest come-from-behind game-ending TD from scrimmage in the fourth quarter in NFL history behind only Lions QB Earl Morrall's 65-yard TD pass to TE Jim Gibbons on Dec. 4, 1960...Added a pair of 26-yard receptions earlier in the game, making him the only Green Bay tight end since 1991 to post three receptions of 25-plus yards in a game.

►**vs. Dallas Cowboys (Dec. 13):** Caught a TD pass for the second straight game, making a diving catch in the end zone late in the first half for a 3-yard score.

►**at Oakland Raiders (Dec. 20):** Played 40 snaps and had a 7-yard reception.

►**at Arizona Cardinals (Dec. 27):** Appeared on 48 plays and posted a 2-yard catch.

►**vs. Minnesota Vikings (Jan. 4):** Started and played 61 snaps, leading the team with seven catches for 59 yards (8.4 avg.) and a TD...Early in the fourth quarter, came across the field with S Harrison Smith covering him to make a grab inside the 10, taking it the rest of the way before leaping to the pylon for the 16-yard score.

►**at Washington Redskins (NFC Wild Card, Jan. 10):** Played 66 snaps and caught two passes for 11 yards (5.5 avg.)...Helped block for RBs Eddie Lacy (63 yards and a TD on 12 carries) and James Starks (53 yards and a TD on 12 carries) as they became the first duo in team history to both rush for 50-plus yards and a TD in a playoff game

24 Quinten Rollins, CB, Rookie, Miami (Ohio)

• Played one season of college football and was named Mid-American Conference Defensive Player of the Year and first-team All-MAC.

• Started all 12 games in 2014 and tied the school single-season record for

interceptions with seven, while also registering 72 tackles (53 solo), four tackles for a loss, a forced fumble, 16 passes defended and a defensive touchdown.

• Played basketball for four seasons at Miami (Ohio) and ranked second in school history and 12th in conference history in steals (214). Finished his career ranked fourth at Miami in career assists (391), seventh in games started (106) and ninth in minutes played (3,448).

2015 SEASON: Played in 14 games with four starts (two at LCB, two at RCB)...Was inactive for two contests, one due to a neck injury and the other as a healthy scratch...Posted 34 tackles (25 solo), a sack, two interceptions (one for a TD) and nine passes defended...Was tied for No. 3 on the team in INTs and tied for No. 4 among NFL rookies...Has added seven tackles on special teams.

►**at Chicago Bears (Sept. 13):** Played five snaps on special teams in his NFL debut and made one tackle.

►**vs. Seattle Seahawks (Sept. 20):** Inactive (healthy scratch).

►**vs. Kansas City Chiefs (Sept. 28):** Played 17 snaps on defense and 20 on special teams...Recorded the first statistics of his career on defense, posting three tackles (two solo) and a pass defended...Added a season-high two tackles on special teams.

►**at San Francisco 49ers (Oct. 4):** Played three snaps on defense and 19 on special teams...Posted two tackles on defense (one solo), coming up in run support to tackle RB Carlos Hyde for no gain after he bounced a run out toward the left sideline midway through the second quarter.

►**vs. St. Louis Rams (Oct. 11):** Posted two interceptions, the first Green Bay rookie to do so since Casey Hayward had two at Houston on Oct. 14, 2012...Late in the first quarter, picked off QB Nick Foles' intended for TE Jared Cook and returned the interception 45 yards for a TD, the first rookie to record a pick-six since S Marques Anderson in 2002 (vs. Detroit, Nov. 10)...Sealed the win with his second INT of the afternoon on a third-and-goal from the 7 with less than 30 seconds remaining...Was lined up in the slot against WR Stedman Bailey, passing Bailey off and jumping in front of WR Tavon Austin to make the pick...Finished with two solo tackles in addition to his INTs.

►**vs. San Diego Chargers (Oct. 18):** Played 12 snaps on defense and 16 on special teams...Registered two solo tackles on defense.

►**at Denver Broncos (Nov. 1):** Played five snaps on special teams, but left the game early in the second quarter with a neck injury and did not return...Tied for the team lead with two special teams tackles, including a stop of WR Emmanuel Sanders for just a 1-yard gain on a first-quarter punt return.

►**at Carolina Panthers (Nov. 8):** Inactive (neck).

►**vs. Detroit Lions (Nov. 15):** Played 17 snaps on special teams and one on defense...Got down the field to down P Tim Masthay's 44-yard punt at the Detroit 3 midway through the second quarter.

►**at Minnesota Vikings (Nov. 22):** Appeared on 21 plays on defense and 17 on special teams...Posted two tackles (one solo) on defense.

►**vs. Chicago Bears (Nov. 26):** Played 27 snaps and posted a solo tackle, a sack, a QB pressure and two passes defended...Early in the third quarter, came off the right edge and shook off a block from T Charles Leno Jr. to get to QB Jay Cutler for an 11-yard sack on third down, the first sack of his career...On a third-and-5 with just over four minutes remaining in the first quarter, slipped in coverage but popped right back up to break up and nearly intercept QB Jay Cutler's pass intended for Zach Miller.

►**at Detroit Lions (Dec. 3):** Saw increased time on defense with CB Damarious Randall sidelined (hamstring), starting the first game of his career at LCB as the team opened in nickel...Appeared on 39 plays and posted six tackles (three solo) and a pass defended...Dove to break up QB Matthew Stafford's pass over the middle intended for WR Corey Fuller early in the second quarter.

►**vs. Dallas Cowboys (Dec. 13):** Played 33 snaps on defense, recording four solo tackles...Helped limit QB Matt Cassel to a 41.5 QB rating as he completed just 13 of 29 passes for 114 yards, the fewest allowed to a QB by Green Bay all season.

►**at Oakland Raiders (Dec. 20):** Started at LCB and played 73 of 77 snaps...Posted six tackles (five solo) and a career-high three passes defended...Made a leaping left-handed deflection of QB Derek Carr's pass

intended for WR Michael Crabtree in the end zone on third-and-goal from the 5 on the opening play of the second quarter, forcing Oakland to settle for a FG...Added a tackle on special teams.

► **at Arizona Cardinals (Dec. 27):** Opened at RCB and played 49 snaps, finishing with five tackles (four solo).

► **vs. Minnesota Vikings (Jan. 4):** Started at RCB and played 32 snaps...Helped limit QB Teddy Bridgewater to a career-low 99 yards passing and a 45.7 passer rating.

Helped clear holes for Lacy (63 yards and a TD on 12 carries) and Starks (53 yards and a TD on 12 carries) as they became the first duo in team history to both rush for 50-plus yards and a TD in a playoff game

► **at Washington Redskins (NFC Wild Card, Jan. 10):** Started at RCB and posted a solo tackle and a pass defended before departing the game late in the first half due to a quad injury, an injury that would sideline him for the remainder of the game...Came in low and delivered a punishing hit on WR Jamison Crowder to break up a pass in the flat from QB Kirk Cousins on third-and-and-2.

47 Jake Ryan, LB, Rookie, Michigan

• Started 41 of 46 games played at Michigan, appearing at inside linebacker as a senior after spending his first three seasons at outside linebacker and defensive end.

• Served as a team captain for his final two seasons and was a three-time winner (2012-14) of the Roger Zatkoff Award, given to Michigan's top LB.

• Earned the Bo Schembechler Award, given to the team's most valuable player, in 2014.

• Named first-team All-Big Ten by the coaches and media in 2014 and second-team All-Big Ten (media and *Phil Steele's College Football*) and honorable mention (coaches) in 2012.

2015 SEASON: Played in 14 games with five starts, opening at BLB for the final five contests...Registered 44 tackles (31 solo) and a fumble recovery on defense and six tackles on special teams...Was inactive for two contests due to a hamstring injury (Weeks 4-5).

► **at Chicago Bears (Sept. 13):** Appeared on 14 plays on special teams in his NFL debut, pacing the team with three tackles.

► **vs. Seattle Seahawks (Sept. 20):** Played 19 snaps on special teams and posted a tackle...Made a tackle of WR Tyler Lockett on a first-quarter kickoff return at the Seattle 20 despite being held on the play.

► **vs. Kansas City Chiefs (Sept. 28):** Registered a tackle on special teams...Also saw the first action of his career on defense, playing four snaps before departing in the fourth quarter due to a hamstring injury.

► **at San Francisco 49ers (Oct. 4):** Inactive (hamstring).

► **vs. St. Louis Rams (Oct. 11):** Inactive (hamstring).

► **vs. San Diego Chargers (Oct. 18):** Returned to action, playing 14 snaps on special teams.

► **at Denver Broncos (Nov. 1):** Played 18 snaps on special teams and two on defense.

► **at Carolina Panthers (Nov. 8):** Saw the most significant action of his career on defense, appearing on 38 snaps and posting a career-high six tackles (four solo)...Midway through the fourth quarter, got into the backfield along with a swarm of other tacklers and brought down RB Jonathan Stewart for a 7-yard loss...Helped limit Stewart to an average of 3.1 yards per carry (66 yards on 20 attempts), his lowest average since Week 1.

► **vs. Detroit Lions (Nov. 15):** Appeared on 25 plays on special teams.

► **at Minnesota Vikings (Nov. 22):** Played 21 snaps on special teams and one on defense.

► **vs. Chicago Bears (Nov. 26):** Played 20 snaps on special teams.

► **at Detroit Lions (Dec. 3):** Started the first NFL game of his career, opening at BLB and appearing on 49 plays...Led the team with a career-high nine tackles (eight solo), including a tackle for a loss, and registered the first fumble recovery of his career...Came up and dove on QB Matthew Stafford's fumble forced by LB Julius Peppers' sack at the Detroit 12, giving Green Bay prime field position that set up an 8-yard TD pass three plays later from QB Aaron Rodgers to WR Davante Adams that narrowed Detroit's lead to 20-14...Brought down RB Joique Bell for a 1-yard loss on a run late in the fourth quarter.

► **vs. Dallas Cowboys (Dec. 13):** Started at BLB and played 33

snaps...Ranked No. 2 on the defense with six tackles (three solo).

► **at Oakland Raiders (Dec. 20):** Started at BLB and played 53 snaps...Led the linebackers with eight tackles (all solo).

► **at Arizona Cardinals (Dec. 27):** Opened at BLB for the fourth straight game and led the linebackers with six tackles (two solo)...Helped provide running room for P Tim Masthay on the left side with his blocking on a fake punt in the second quarter as Masthay picked up 7 yards on a run on fourth-and-2.

► **vs. Minnesota Vikings (Jan. 4):** Started at BLB and played 39 snaps, leading the linebackers with seven tackles (five solo)...Brought down RB Jerick McKinnon for a 2-yard loss on a run early in the fourth quarter...Added a tackle on special teams.

► **at Washington Redskins (NFC Wild Card, Jan. 10):** Started and played 28 snaps, finishing with five tackles (two solo)...Stopped RB Alfred Morris for no gain on first-and-goal from the 1 midway through the first quarter as part of a critical goal-line stand...Early in the third quarter, tackled RB Pierre Thomas for a 4-yard loss on a run.

37 Sam Shields, CB, 6th Year, Miami

• Earned his first career Pro Bowl selection in 2014, replacing Patriots CB Darrelle Revis, who played in the Super Bowl.

• Including playoffs, has registered 22 interceptions since 2010, tied for No. 2 in the league among active players behind only Seahawks CB Richard Sherman (26).

• Recorded a franchise-leading fifth career postseason interception in the 2014 NFC Championship Game at Seattle.

• Had his finest statistical season in 2013, setting new career highs for starts (14), tackles (64), solo tackles (57) and passes defended (a team-high 25), and tied his previous career best with four INTs.

2015 SEASON: Started all 12 games he played in and posted 42 tackles (33 solo)...Was tied for the team lead with three interceptions and posted 11 passes defended, which ranked No. 2 on the team...Was named an alternate for the Pro Bowl...Was inactive in Week 9 (shoulder) and Weeks 15-17 (concussion).

► **at Chicago Bears (Sept. 13):** Started as the lone CB as the defense opened with three safeties, and played 76 of 77 snaps...Led the secondary with eight tackles (six solo) and added a pass defended...Batted away a short pass by QB Jay Cutler intended for WR Alshon Jeffery in the end zone early in the second quarter.

► **vs. Seattle Seahawks (Sept. 20):** Started at RCB and played all 70 snaps, one of four defenders to do so...Posted two solo tackles, including a stop of WR Tyler Lockett for no gain at the Seattle 10 on a bubble screen on the Seahawks' opening play of the game.

► **vs. Kansas City Chiefs (Sept. 28):** Opened at LCB as the lone CB as the defense opened with three safeties for the second time in three games, appearing on 70 plays...Posted five tackles (all solo) and recorded his first INT of the season...Midway through the third quarter, backpedaled and made a leaping INT of QB Alex Smith's pass intended for WR Albert Wilson at the Kansas City 19, returning it 15 yards down the right sideline to set up a 4-yard TD pass from QB Aaron Rodgers to WR Randall Cobb on the next play...Made a key play late in the first half when he came up to bring down WR De'Anthony Thomas for a 7-yard loss on third down on a lateral from QB Alex Smith, forcing a Kansas City punt.

► **at San Francisco 49ers (Oct. 4):** Started at RCB and played 48 of 50 snaps...Posted an INT in back-to-back games for the first time in his career...Came underneath after running stride for stride with WR Anquan Boldin to make a leaping interception of QB Colin Kaepernick's deep pass intended for Boldin at the Green Bay 34 midway through the fourth quarter...Finished with three tackles (two solo), helping limit the 49ers to just 196 yards of total offense and Kaepernick to a 55.4 passer rating (13 of 25, 160 yards, one INT).

► **vs. St. Louis Rams (Oct. 11):** Started at RCB and played all 71 snaps, one of four defenders to do so...Matched his career high with four passes defended and added two assisted tackles...Midway through the first quarter, broke up a QB Nick Foles pass over the middle intended for WR Kenny Britt on third down to force a St. Louis punt...Made a leaping deflection of a deep pass from Foles intended for WR Tavon Austin early in the second quarter, nearly making the interception...Later in the second

quarter, broke up a pass in the end zone intended for WR Brian Quick on third down to force a St. Louis field goal...Helped limit Foles to a 23.8 passer rating as he completed only 11 of 30 passes for 141 yards and one TD with a career-high four INTs (previous high was two INTs).

►**vs. San Diego Chargers (Oct. 18):** Started at RCB and played all 92 snaps, one of only two defenders to do so (S Ha Ha Clinton-Dix)...Registered seven tackles (all solo) and two passes defended.

►**at Denver Broncos (Nov. 1):** Started at RCB, but departed on Denver's second drive after sustaining a shoulder injury and did not return...Played 11 snaps.

►**at Carolina Panthers (Nov. 8):** Inactive (shoulder).

►**vs. Detroit Lions (Nov. 15):** Returned to action after missing one game and played 64 of 65 snaps...Was matched up with WR Calvin Johnson for much of the afternoon (six catches for 81 yards, long of 19)...Registered a solo tackle.

►**at Minnesota Vikings (Nov. 22):** Played 62 of 64 snaps and recorded six tackles (five solo) and a fumble recovery...With the Packers leading 27-13 early in the fourth quarter, scooped up a RB Adrian Peterson fumble that was forced by S Morgan Burnett at the Green Bay 21 to stop a Minnesota drive...Made an open-field tackle of RB Jerick McKinnon for just a 2-yard catch on third-and-4 on the Vikings' opening drive to force a punt.

►**vs. Chicago Bears (Nov. 26):** Started at RCB and played 66 of 67 snaps...Posted three tackles (two solo) and a pass defended...Made a diving deflection of a pass intended for WR Alshon Jeffery near the side of the end zone on third-and-goal from the 3 early in the fourth quarter, forcing the Bears to settle for a FG.

►**at Detroit Lions (Dec. 3):** Started at RCB and played all 65 snaps, one of four Green Bay defenders to do so, and registered five tackles (three solo) and a pass defended...Was matched up with WR Calvin Johnson for much of the evening and limited him to three catches for 44 yards (14.7 avg.) and a TD...Broke up a QB Matthew Stafford pass on third down midway through the fourth quarter that was intended for Johnson to force the Lions to settle for a 42-yard Matt Prater field goal.

►**vs. Dallas Cowboys (Dec. 13):** Started at LCB, shadowing WR Dez Bryant before departing the game midway through the second quarter (concussion)...Picked off QB Matt Cassel in the first quarter, hauling in the pass that went off the hands of Bryant in the end zone, to halt a Dallas scoring opportunity...The INT gave him a pick in all three career games against the Cowboys in the regular season...Finished with two solo tackles and two passes defended before getting injured.

►**at Oakland Raiders (Dec. 20):** Inactive (concussion).

►**at Arizona Cardinals (Dec. 27):** Inactive (concussion).

►**vs. Minnesota Vikings (Jan. 4):** Inactive (concussion).

►**at Washington Redskins (NFC Wild Card, Jan. 10):** Inactive (concussion).

71 Josh Sitton, G, 8th Year, Central Florida

- Was named to his third career Pro Bowl in 2015, the second straight season he has been honored and the third time in the last four seasons.

- Was named first-team All-Pro by *Sporting News*, second-team All-Pro by *The Associated Press* and first-team All-NFL and All-NFC by the PFWA in '14.

- Has started 109 of a possible 111 games since 2009, the most by a Packers offensive lineman over that span.

- Made the transition to left guard in 2013, starting every game there the past two seasons after spending his first five seasons with the club at right guard.

2015 SEASON: Started all 16 games, opening 15 at LG and one at LT...Part of a line that helped the Packers rank tied for No. 4 in the league in giveaways (17) and No. 12 in rushing (115.6 ypg)...Helped block for RBs Eddie Lacy (758 rushing yards) and James Starks (601), the first Green Bay duo to both rush for 600-plus yards in the same season since 1985...Was named to the Pro Bowl for the second straight season, becoming the first Green Bay guard to do so since Marco Rivera went to three straight Pro Bowls (2002-04)...Earned second-team All-Pro recognition from *AP* for the third straight season.

►**at Chicago Bears (Sept. 13):** Played all 60 snaps as the offensive

line didn't allow a sack of QB Aaron Rodgers...Protected Rodgers as he threw for 189 yards and three TDs on 18-of-23 passing for a 140.5 passer rating...Helped clear holes for a ground game that produced 133 yards on 30 carries (4.4 avg.), highlighted by RB Lacy's 85 yards on 19 attempts (4.5 avg.).

►**vs. Seattle Seahawks (Sept. 20):** Played all 71 snaps and helped protect Rodgers as he connected on 25 of 33 passes for 249 yards and two TDs with no INTs for a 116.9 passer rating...With Lacy departing after just eight snaps due to an ankle injury, helped clear holes for Starks as he racked up 95 yards on 20 carries (4.8 avg.)...With 127 yards as a team on 29 attempts (4.4 avg.), it marked the first time since 2004 that the Packers posted 125-plus rushing yards in both of the first two games...Sealed DT Brandon Mebane to help clear the way for Starks' game-long 35-yard run midway through the third quarter.

►**vs. Kansas City Chiefs (Sept. 28):** Played all 76 snaps and protected Rodgers as the line allowed just one sack to a Kansas City defense that had registered eight sacks in the first two games...Helped give Rodgers time to complete 24 of 35 passes for 333 yards and five TDs with no INTs, the fourth game of his career with five-plus TD passes, a franchise record...Also helped clear holes for a rushing attack that delivered 123 yards on 32 attempts (3.8 avg.), the third straight game this season that the Packers have registered 120-yards on the ground...It marked the first time since 1996 that Green Bay began a season with three consecutive 120-yard rushing games.

►**at San Francisco 49ers (Oct. 4):** Played all 73 snaps, helping the Packers rush for a season-high 162 yards and a TD on 33 attempts (4.9 avg.)...It marked the fourth straight 120-yard rushing effort by the Packers, the first time they had cleared that mark in each of the first four games since 1971...Helped the Packers control the clock for a season-high 36:34.

►**vs. St. Louis Rams (Oct. 11):** Started at LG and appeared on all 62 snaps...Part of a line that gave up just two sacks to a St. Louis defense that entered the game tied for No. 2 in the league in the category with 17 in the first four contests.

►**vs. San Diego Chargers (Oct. 18):** Started at LG and played all 53 snaps...Helped the Packers post 133 rushing yards on just 17 carries, a 7.8-yard average that was the best by Green Bay since Oct. 10, 2010, at Washington (9.2, 17-157)...Helped clear the way for Starks' 112 yards on just 10 carries (11.2 avg.), the best yards-per-carry average by an NFL back this season (min. 10 att.).

►**at Denver Broncos (Nov. 1):** Started at LG and played 51 of 53 snaps...Was out of the game for the final two plays (coach's decision).

►**at Carolina Panthers (Nov. 8):** Started at LG and played all 77 snaps...Helped protect Rodgers as he threw for a season-high 369 yards and four TDs on 25-of-48 passing...Blocked DT Star Lotulelei and then got up the field to block LB Luke Kuechly on Starks' 29-yard screen pass in the fourth quarter.

►**vs. Detroit Lions (Nov. 15):** Started at LG and played all 87 snaps...Helped protect Rodgers as he completed a career-high 35 passes and threw for 333 yards, his second straight 300-yard game.

►**at Minnesota Vikings (Nov. 22):** Started at LG and played all 77 snaps, helping clear holes for Lacy as he rushed for a season-high 100 yards on 22 carries (4.5 avg.)...Part of a line that allowed just two sacks of Rodgers as he threw for 212 yards and two TDs with no INTs.

►**vs. Chicago Bears (Nov. 26):** Started at LG and played all 78 snaps...Helped the offense rack up a season-high 177 yards rushing on 28 carries (6.3 avg.), the best yardage total on the ground by Green Bay since the team posted 179 yards vs. Atlanta in Week 14 last season...Blocked for Lacy as he registered a season-high 105 yards rushing on 17 carries (6.2 avg.), the first Green Bay RB to register back-to-back 100-yard rushing games since Ahman Green in 2006 (three straight).

►**at Detroit Lions (Dec. 3):** Started and played 66 of 67 snaps, leaving the game for one play early in the fourth quarter due to a knee injury...Protected Rodgers as he threw for 273 yards and two TDs with one INT on 24-of-36 passing.

►**vs. Dallas Cowboys (Dec. 13):** Started and played all 87 snaps, helping the Packers post season highs for rushing yards (230), first downs (29) and time of possession (37:48)...The 230 rushing yards on a season-high 44 attempts (5.2 avg.) were the most by Green Bay in a game since

Nov. 29, 2004, vs. St. Louis (231 yards on 28 carries)...Helped block for a pair of 70-yard rushers in Lacy (season-high 124 yards and a TD on 24 carries) and Starks (71 yards and a TD on 11 attempts)...The Packers' 435 yards of total offense was their second-highest total of the season and the most since Week 3 vs. Kansas City (448).

► **at Oakland Raiders (Dec. 20):** Started and played all 76 snaps, helping limit the Oakland defense, who entered the game with 19 sacks in its previous five contests, to just two sacks on the afternoon.

► **at Arizona Cardinals (Dec. 27):** Started and played 66 of 72 snaps, appearing on all but the final two series of the game (coach's decision)...Helped Lacy rush for 60 yards on 12 carries (5.0 avg.).

► **vs. Minnesota Vikings (Jan. 4):** Started at LT for the first time in his NFL career, in place of an injured David Bakhtiari (ankle)...Played all 79 snaps and helped protect Rodgers as he threw for 291 yards and a TD on 28-of-44 passing.

► **at Washington Redskins (NFC Wild Card, Jan. 10):** Returned to his customary LG spot, playing all 75 snaps, and helped protect Rodgers as he was sacked just once against a Washington defense that had posted 17 sacks in its final four regular-season games...Helped clear holes for Lacy (63 yards and a TD on 12 carries) and Starks (53 yards and a TD on 12 carries) as they became the first duo in team history to both rush for 50-plus yards and a TD in a playoff game.

44 James Starks, RB, 6th Year, Buffalo

- Played in all 16 games in 2014 for the first time in his career and rushed for 333 yards and two TDs on 85 attempts (3.9 avg.).

- Rushed for 493 yards and a career-high three TDs on 89 carries in 2013, an average of 5.54 yards per carry that ranked No. 1 in the NFL among players with 80-plus attempts.

- Was tied for No. 2 in the NFL in 2013 with three TD runs of 20-plus yards, trailing only Eagles RB LeSean McCoy (four).

2015 SEASON: Played in all 16 games for the second straight season with four starts and posted a career-high 601 rushing yards on 148 attempts (4.1 avg.) with two TDs...Added a career-best 43 receptions for a career-high 392 yards (9.1 avg.) and a career-best three TDs...His 43 receptions were the most by a Green Bay RB since Brandon Jackson recorded the same number in 2010...Was tied for No. 1 in the league among RBs with four catches of 25-plus yards...According to STATS, ranked No. 3 in the NFL among running backs in yards after the catch with 493...Led the team in yards from scrimmage with a career-high 993 on the season, surpassing his previous best of 794 yards in 2011...Was one of just five RBs in the NFL this season with 600-plus rushing yards and 390-plus receiving yards (Devonta Freeman, Mark Ingram, Giovani Bernard, Lamar Miller).

► **at Chicago Bears (Sept. 13):** Posted 2 rushing yards on two attempts (1.0 avg.), appearing on 13 plays on offense.

► **vs. Seattle Seahawks (Sept. 20):** With starting RB Eddie Lacy departing the game after just eight snaps because of an ankle injury, saw his most significant action in more than two years...Ankled the ball 20 times for 95 yards (4.8 avg.), the most carries and yards he has had in a game since a 20-attempt, 132-yard effort vs. Washington in Week 2 in 2013 (Sept. 15)...Midway through the third quarter, ran through a sizable hole up the middle before bouncing it to the right and then down the sideline for a 35-yard gain, avoiding tackle attempts by S Earl Thomas and CB Richard Sherman to pick up extra yardage...Rushed for five first downs, which was tied for the second most in a game in his career (nine vs. Washington, Sept. 15, 2013).

► **vs. Kansas City Chiefs (Sept. 28):** Rushed for 32 yards on a team-high 17 carries (1.9 avg.), his first time with 15-plus attempts in back-to-back games since Weeks 9 and 11 in 2012...Added a 19-yard reception in the first quarter on a screen pass down to the Kansas City 30, making LB Derrick Johnson miss on a tackle right after the catch and then eluding a tackle attempt by CB Phillip Gaines toward the end of the gain.

► **at San Francisco 49ers (Oct. 4):** Posted 28 yards rushing on nine carries (3.1 avg.) and added two catches for 11 yards (5.5 avg.).

► **vs. St. Louis Rams (Oct. 11):** Rushed for 17 yards on five carries (3.4 avg.) and had three receptions for 29 yards (9.7 avg.), including a 19-yard gain on a first-quarter screen pass that saw him break a tackle by

S Mark Barron.

► **vs. San Diego Chargers (Oct. 18):** Started his first game of the season and rushed for 112 yards on just 10 carries (11.2 avg.), the highest yards-per-carry average by an NFL back to that point this season...Became the first Packers RB to rush for 100-plus yards on 10 or fewer carries since RB Brandon Jackson at Washington on Oct. 10, 2010 (115 yards on 10 carries)...Posted a 25-yard run on a toss play on Green Bay's first offensive snap...Capped the drive off with a 5-yard TD catch on a shovel pass from Rodgers...On the Packers' next possession, which came late in the first quarter, scored on a 65-yard run, the longest TD run by a Packer since RB DeShawn Wynn's 73-yard TD vs. Detroit on Dec. 28, 2008...On the play, ran into the back of lead blocker John Kuhn before spinning away from DE Ricardo Mathews and taking it down the right sideline as he outran OLB Melvin Ingram on his way to the end zone...It marked the first two-TD game of his career, and he became the first Packer to register a 50-yard TD run and a TD catch in the first quarter of a game since RB Dorsey Levens did so at Indianapolis on Nov. 16, 1997.

► **at Denver Broncos (Nov. 1):** Had 9 rushing yards on five carries (1.8 avg.) and added two catches for 9 yards (4.5 avg.).

► **at Carolina Panthers (Nov. 8):** Led the team with 39 yards rushing on 10 carries (3.9 avg.) and posted a career-high 83 yards receiving on a career-best six receptions (13.8 avg.), besting his previous mark by 30 yards and matching his previous high for receptions (53 yards on six catches vs. Tampa Bay, Nov. 20, 2011)...Scored on a 29-yard screen pass midway through the fourth quarter, the longest TD catch of his career, breaking tackle attempts by DT Kyle Love and CB Josh Norman on his way to the end zone...Earlier on the drive, picked up 30 yards on another screen pass from Rodgers...Was the first NFL player to have two catches of 25-plus yards since Steelers RB Le'Veon Bell did so on Nov. 30, 2014.

► **vs. Detroit Lions (Nov. 15):** Started and posted 42 rushing yards on 15 attempts (2.8 avg.)...Tied his career high with six receptions for 54 yards (9.0 avg.).

► **at Minnesota Vikings (Nov. 22):** Started and rushed eight times for 14 yards (1.8 avg.)...Had a season-long 30-yard catch early in the third quarter, taking a screen pass down the right sideline to the Minnesota 45 to help set up an eventual 42-yard FG from Mason Crosby that put Green Bay up 19-6.

► **vs. Chicago Bears (Nov. 26):** Posted 39 yards rushing on seven attempts (5.6 avg.) and added 41 yards on four receptions (10.3)...Picked up 18 yards on a screen pass out to the Green Bay 38 on the Packers' final drive.

► **at Detroit Lions (Dec. 4):** Started and rushed for 15 yards on nine carries (1.7 avg.), adding five catches for 45 yards (9.0 avg.)...Picked up 25 yards on a screen pass down to the Detroit 8 midway through the third quarter, setting up a Green Bay TD on the next play when WR Randall Cobb recovered Starks' fumble in the end zone.

► **vs. Dallas Cowboys (Dec. 13):** Rushed for 71 yards on 11 carries (6.5 avg.), highlighted by his 30-yard TD run in the fourth quarter on second-and-25 that extended Green Bay's lead to 21-7...Made a cut at the line to elude LB Rolando McClain and then took it down the middle of the field for the score, outrunning S Barry Church and CB Brandon Carr on his way to the end zone...Added four receptions for 32 yards (8.0 avg.), including a 13-yard TD on a swing pass in the second quarter, Green Bay's first score of the game...It marked the second time on the season that he had posted a rushing TD and a receiving TD in the same game...Posted 52 rushing yards on four attempts (13.0 avg.) in the fourth quarter

► **at Oakland Raiders (Dec. 20):** Led the team with 51 yards rushing on nine carries (5.7 avg.), including a 25-yard run down to the Oakland 8 with just over six minutes remaining, a gain that would set up K Mason Crosby's 33-yard FG that made it a two-score game at 30-20...Ran for 35 yards on six attempts (5.8 avg.) in the fourth quarter.

► **at Arizona Cardinals (Dec. 27):** Rushed for 11 yards on three carries (3.7 avg.).

► **vs. Minnesota Vikings (Jan. 4):** Rushed for 24 yards on eight carries (3.0 avg.) and caught three passes for 18 yards (6.0 avg.).

► **at Washington Redskins (NFC Wild Card, Jan. 10):** Carried the ball 12 times for 53 yards (4.4 avg.) and a TD...Scored on a 4-yard run late

in the third quarter, taking it off right tackle and then cutting it back to elude CB Bashaud Breeland near the goal line...Early in the fourth quarter, had a 22-yard run down to the Washington 2 to set up Lacy's TD run, bouncing eluding LB Preston Smith near the line before bouncing it out down the left sideline...Teamed with Lacy (63 yards and a TD) to become the first duo in team history to both rush for 50-plus yards and a TD in a playoff game.

65 Lane Taylor, G, 3rd Year, Oklahoma State

- Played in all 16 games in 2014, seeing limited action on offense at both guard spots and as an extra lineman, and on special teams.
- Appeared on a career-high 63 snaps at New Orleans last season in Week 8, filling in at right guard following the first series for an injured T.J. Lang.
- Was one of three non-drafted rookie free agents to make Green Bay's opening-day roster in 2013.

2015 SEASON: Played in four games with two starts, opening one game at LG and another at RG...Dressed but did not play in three other contests...Has been inactive (healthy scratch) for the other nine games.

►**vs. Seattle Seahawks (Sept. 20):** Dressed, but did not see any action in the game.

►**vs. Chicago Bears (Nov. 26):** Was active, but did not play.

►**at Detroit Lions (Dec. 3):** Started the first game of his NFL career, opening at RG in place of an injured T.J. Lang (shoulder)...Played all 67 snaps and helped protect Rodgers as he threw for 273 yards and two TDs with one INT on 24-of-36 passing.

►**at Oakland Raiders (Dec. 20):** Played seven snaps on special teams.

►**at Arizona Cardinals (Dec. 27):** Appeared on seven plays on offense, playing six snaps at LG in place of Josh Sitton (coach's decision) and one for Lang at RG on Green Bay's two-point conversion in the third quarter.

►**vs. Minnesota Vikings (Jan. 4):** Started at LG with Sitton moving to LT in place of an injured David Bakhtiari (ankle)...It marked the first start of his career at LG...Helped protect Rodgers as he threw for 291 yards and a TD on 28-of-44 passing.

►**at Washington Redskins (NFC Wild Card, Jan. 10):** Played five snaps on special teams.

48 Joe Thomas, LB, 1st Year, South Carolina State

- Was signed to Green Bay's 53-man roster on Sept. 21 from the Dallas Cowboys' practice squad. Was with the Packers during the 2015 pre-season.

• Entered the league with the Packers as a non-drafted free agent in May 2014. Was on Green Bay's practice squad for the final eight games of the regular season and both playoff contests last season..

• As a senior in 2013, was named the Mid-Eastern Athletic Conference Defensive Player of the Year after recording a team-high 115 tackles (82 solo), including 19 for a loss, 7.5 sacks, five passes defended, an interception, a forced fumble and a fumble recovery.

2015 SEASON: Played in 14 games and registered 24 tackles (17 solo), a sack, a forced fumble, four QB hits, three pressures and two passes defended...Added nine tackles on special teams, which was tied for No. 3 on the team.

►**vs. Kansas City Chiefs (Sept. 28):** Made his NFL debut, playing 38 snaps on defense and 23 on special teams (second most on the team)...Late in the first quarter, fought off a block from G Laurent Duvernay-Tardif to chase down QB Alex Smith as he avoided pressure in the pocket, bringing him down for a 2-yard sack to force a three-and-out, the first sack of his career...Finished with three tackles (all solo) on defense and added a tackle on special teams.

►**at San Francisco 49ers (Oct. 4):** Forced a fumble in the second quarter, punching the ball out from TE Vance McDonald after he made a catch on a crossing route to the Green Bay 15...McDonald recovered, but the 49ers were forced to settle for a FG, their lone score of the afternoon...Played 11 snaps on defense and registered two solo tackles.

►**vs. St. Louis Rams (Oct. 11):** With just over nine minutes remaining and the Packers leading, 21-10, nearly picked off QB Nick Foles' pass intended for TE Lance Kendricks at the goal line, but the throw went off his hands and into the arms of a diving Ha Ha Clinton-Dix in the end zone for the turnover...Played 19 snaps on defense and 17 on special teams...

Posted a career-high two tackles on special teams.

►**vs. San Diego Chargers (Oct. 18):** Played 25 snaps on defense and 13 on special teams...Recorded three tackles (two solo) and a QB hit on defense and a tackle on special teams.

►**at Denver Broncos (Nov. 1):** Played 13 snaps and registered four tackles (one solo), including a stop of RB C.J. Anderson for a 1-yard loss on a run late in the first half.

►**at Carolina Panthers (Nov. 8):** Appeared on six plays on defense and 24 on special teams...Posted a QB hit and a pressure on defense and added a tackle on special teams.

►**vs. Detroit Lions (Nov. 15):** Played seven snaps on defense and 23 on special teams...Posted a solo tackle on defense and a tackle on special teams.

►**at Minnesota Vikings (Nov. 22):** Tied for the team lead with two tackles on special teams...Also played 22 snaps on defense, posting three tackles (one solo).

►**vs. Chicago Bears (Nov. 26):** Played 12 snaps on defense and recorded two tackles (both solo), a QB hit and a pressure.

►**at Detroit Lions (Dec. 3):** Appeared on 16 plays on defense and registered two tackles (both solo), a QB hit and a pressure...Added a tackle on special teams.

►**vs. Dallas Cowboys (Dec. 13):** Played 19 snaps and recorded a pass defended, breaking up a pass over the middle intended for RB Darren McFadden late in the fourth quarter on fourth down to force a turnover on downs that gave Green Bay the ball at the Dallas 38.

►**at Oakland Raiders (Dec. 20):** Appeared on 26 plays on defense and 21 on special teams...Recorded a solo tackle on defense.

►**at Arizona Cardinals (Dec. 27):** Played 27 snaps on defense and posted a solo tackle.

►**vs. Minnesota Vikings (Jan. 4):** Appeared on nine plays on defense and 16 on special teams...Posted two tackles (both solo) on defense.

►**at Washington Redskins (NFC Wild Card, Jan. 10):** Played 44 snaps on defense, recording six tackles (three solo)...Also played 19 snaps on special teams.

16 Scott Tolzien, QB, 5th Year, Wisconsin

- Spent the entire 2014 season on Green Bay's 53-man roster, but was a gameday inactive for the first 15 games and dressed but did not play in the season finale.

• Was on Green Bay's practice squad for the first eight games in 2013 before being signed to the active roster, appearing in three games with two starts on the season.

• Threw for 339 yards in his first career start (at N.Y. Giants, Week 11 of 2013), the most by a Green Bay QB in his first start with the team in franchise history.

2015 SEASON: Served as the No. 2 QB for all 16 games, seeing limited action in three contests...Dressed, but did not play in the other 13 games.

►**at Denver Broncos (Nov. 1):** Took the final two snaps of the game at QB, handing off to RB Alonzo Harris on both plays.

►**vs. Dallas Cowboys (Dec. 13):** Took the final two snaps of the game, taking a knee as the Packers ran out the clock in the 28-7 win.

►**at Arizona Cardinals (Dec. 27):** Took the final six snaps of the game, taking over for Rodgers for the final two series...Completed his lone passing attempt for 4 yards.

►**at Washington Redskins (NFC Wild Card, Jan. 10):** Served as the No. 2 QB, but did not see any action.

73 JC Tretter, C/G, 3rd Year, Cornell

- Opened the first three preseason contests at center for Green Bay in 2014, but a knee injury sustained vs. Oakland (Aug. 22) would sideline him for the first half of the season. Went on to see limited action in the final eight regular-season games and both playoff contests.

• Saw time at both tackle spots and at LG in reserve duty in 2014.

• Spent the majority of his rookie campaign in 2013 on reserve/physically unable to perform after sustaining a significant ankle injury during the first practice of Organized Team Activities in the spring.

2015 SEASON: Played in all 16 games with three starts at C...Saw action on offense and special teams.

►**at Chicago Bears (Sept. 13):** Played 11 snaps on special teams and

one on offense, lining up as an extra lineman on the left side on RB Eddie Lacy's 2-yard TD run late in the game.

►**vs. Seattle Seahawks (Sept. 20):** Played nine snaps on special teams and one on offense, lining up as an extra lineman for a RB James Starks 2-yard run.

►**vs. Kansas City Chiefs (Sept. 28):** Appeared on 11 plays on special teams.

►**at San Francisco 49ers (Oct. 4):** Played six snaps on special teams and one on offense, coming on as an extra lineman on FB John Kuhn's 1-yard TD run midway through the third quarter.

►**vs. St. Louis Rams (Oct. 11):** Played four snaps as an extra lineman on offense and also appeared on eight plays on special teams.

►**vs. San Diego Chargers (Oct. 18):** Appeared on nine plays on special teams...Early in the fourth quarter with the Packers leading 24-20, fielded K Josh Lambo's short kickoff at the Green Bay 29 before going to the ground with the ball after securing it.

►**at Denver Broncos (Nov. 1):** Played the final two snaps of the game at LG in place of Josh Sitton (coach's decision) and appeared on eight plays on special teams.

►**at Carolina Panthers (Nov. 8):** Played two snaps on offense as an extra offensive lineman and 11 snaps on special teams.

►**vs. Detroit Lions (Nov. 15):** Appeared on eight plays on special teams.

►**at Minnesota Vikings (Nov. 22):** Saw the most significant action of his career, coming in for C Corey Linsley (ankle) with 5:30 remaining in the first quarter...Played the remainder of the game (65 snaps), helping clear holes for Lacy as he rushed for a season-high 100 yards on 22 carries (4.5 avg.)...Part of a line that allowed just two sacks of Rodgers as he threw for 212 yards and two TDs with no INTs.

►**vs. Chicago Bears (Nov. 26):** Started his first career game, opening at C in place of Linsley (ankle) and appearing on all 78 snaps...Helped the offense rack up a season-high 177 yards rushing on 28 carries (6.3 avg.), the best yardage total on the ground by Green Bay since the team posted 179 yards vs. Atlanta in Week 14 last season...Blocked for Lacy as he registered a season-high 105 yards rushing on 17 carries (6.2 avg.), the first Green Bay RB to register back-to-back 100-yard rushing games since Ahman Green in 2006 (three straight).

►**at Detroit Lions (Dec. 3):** Entered the game at C in the second quarter after Linsley reinjured his ankle...Played the final 39 snaps, helping protect Rodgers as he threw for 273 yards and two TDs with one INT on 24-of-36 passing.

►**vs. Dallas Cowboys (Dec. 13):** Started at C in place of an injured Linsley (ankle) and played all 87 snaps, helping the Packers post season highs for rushing yards (230), first downs (29) and time of possession (37:48)...The 230 rushing yards on a season-high 44 attempts (5.2 avg.) were the most by Green Bay in a game since Nov. 29, 2004, vs. St. Louis (231 yards on 28 carries)...Helped block for a pair of 70-yard rushers in Lacy (season-high 124 yards and a TD on 24 carries) and Starks (71 yards and a TD on 11 attempts)...The Packers' 435 yards of total offense was their second-highest total of the season and the most since Week 3 vs. Kansas City (448).

►**at Oakland Raiders (Dec. 20):** Started at C for the second straight week in place of Linsley (ankle) and played all 76 snaps...Helped limit the Oakland defense, who entered the game with 19 sacks in its previous five contests, to just two sacks on the afternoon.

►**at Arizona Cardinals (Dec. 27):** Played 17 snaps on offense, one at C late in the first half after Linsley departed for one play due to injury, and then 16 at RT in the second half in place of an injured Bryan Bulaga.

►**vs. Minnesota Vikings (Jan. 4):** Appeared on six plays on special teams.

►**at Washington Redskins (NFC Wild Card, Jan. 10):** Started at LT, the first start of his career at the position as well as his first career playoff start...Helped protect Rodgers as he was sacked just once against a Washington defense that had posted 17 sacks in its final four regular-season games...Helped clear holes for Lacy (63 yards and a TD on 12 carries) and Starks (53 yards and a TD on 12 carries) as they became the first duo in team history to both rush for 50-plus yards and a TD in a playoff game.

79 Josh Walker, G, 1st Year, Middle Tennessee State

• Was on Green Bay's practice squad for the final 13 games of the regular season and both playoff contests in 2014.

• Entered the league as a non-drafted free agent with Indianapolis in May 2014 and spent time on the Colts' practice squad early last season.

• A four-year letterman at Middle Tennessee State, he played in 49 games with 34 starts and earned second-team All-Conference USA honors as a senior.

2015 SEASON: Played in 13 games, seeing action on offense and special teams...Was inactive for three contests (healthy scratch).

►**at Chicago Bears (Sept. 13):** Made his NFL debut, appearing on five snaps on special teams and three on offense, lining up as an extra lineman on the left side on three plays late in the fourth quarter.

►**vs. Seattle Seahawks (Sept. 20):** Played five snaps on special teams (extra point and four field goals).

►**vs. Kansas City Chiefs (Sept. 28):** Appeared on six plays as an extra lineman on offense and six plays on special teams.

►**at San Francisco 49ers (Oct. 4):** Played four snaps as an extra lineman on offense and four plays on special teams.

►**vs. St. Louis Rams (Oct. 11):** Saw the most significant action of his career on offense, playing 32 snaps at RG in place of T.J. Lang after he departed midway through the second quarter due to a knee injury...Filled in for Lang on all but one series, helping the line allow just two sacks of Rodgers to a St. Louis defense that entered the game tied for No. 2 in the NFL with 17 sacks in the first four games.

►**vs. San Diego Chargers (Oct. 18):** Played five snaps on special teams.

►**at Denver Broncos (Nov. 1):** Inactive (healthy scratch).

►**at Carolina Panthers (Nov. 8):** Played three snaps on special teams.

►**vs. Detroit Lions (Nov. 15):** Played one snap at RG for Lang in the fourth quarter when he departed briefly due to injury.

►**at Minnesota Vikings (Nov. 22):** Played three snaps on offense, appearing as an extra lineman in short-yardage situations, and played six snaps on special teams.

►**vs. Chicago Bears (Nov. 26):** Appeared on three plays on special teams.

►**at Detroit Lions (Dec. 3):** Played six snaps on special teams and one on offense.

►**vs. Dallas Cowboys (Dec. 13):** Appeared on one play on offense as an extra lineman and also played five snaps on special teams.

►**at Oakland Raiders (Dec. 20):** Inactive (healthy scratch).

►**at Arizona Cardinals (Dec. 27):** Played 26 snaps on offense, seeing time in the second half at RT in place of an injured Bryan Bulaga (ankle) and at RG in place of Lang (coach's decision).

►**vs. Minnesota Vikings (Jan. 4):** Inactive (healthy scratch).

►**at Washington Redskins (NFC Wild Card, Jan. 10):** Inactive (healthy scratch).

National Football League Game Summary

NFL Copyright © 2015 by The National Football League. All rights reserved. This summary and play-by-play is for the express purpose of assisting media in their coverage of the game; any other use of this material is prohibited without the written permission of the National Football League. Updated: 1/11/2016

Date: Sunday, 1/10/2016 **Green Bay Packers at Washington Redskins** Start Time: 4:42 PM EST
at FedExField, Washington

Game Day Weather
Game Weather: Cloudy Temp: 61° F (16.1° C) Humidity: 47%, Wind: SW 14 mph
Played Outdoor on Turf: Grass Outdoor Weather: Cloudy,

Officials		
Referee: Steratore, Gene (114)	Umpire: Hannah, Butch (40)	Head Linesman: Stelljes, Steve (22)
Line Judge: Perlman, Mark (9)	Side Judge: Waggoner, Bob (25)	Field Judge: Hall, Eugene (103)
Back Judge: Prukop, Todd (30)	Replay Official: Weidner, Paul ()	

Green Bay Packers				Washington Redskins			
Offense		Defense		Offense		Defense	
WR 89 J.Jones		NOSE 90 B.Raji		WR 11 D.Jackson		LDE 92 C.Baker	
LT 73 J.Tretter		DT 76 M.Daniels		LT 71 Trent.Williams		RDE 97 J.Hatcher	
LG 71 J.Sitton		LOLB 96 M.Neal		LG 61 S.Long		NT 98 T.Knighton	
C 63 C.Linsley		BLB 47 J.Ryan		C 78 K.Lichtensteiger		SLB 93 T.Murphy	
RG 70 T.Lang		MLB 52 C.Matthews		RG 75 B.Scherff		MIKE 51 W.Compton	
RT 75 B.Bulaga		ROLB 56 J.Peppers		RT 76 M.Moses		MO 54 M.Foster	
TE 82 R.Rodgers		LCB 23 D.Randall		TE 86 J.Reed		WLB 91 R.Kerrigan	
WR 18 R.Cobb		RCB 24 Q.Rollins		WR 88 P.Garcon		CB 26 B.Breeland	
QB 12 A.Rodgers		CB 29 C.Hayward		QB 8 K.Cousins		CB 41 W.Blackmon	
RB 27 E.Lacy		SS 42 M.Burnett		FB 80 J.Crowder		SS 23 D.Hall	
FB 30 J.Kuhn		FS 21 H.Clinton-Dix		RB 46 A.Morris		FS 38 D.Goldson	

Substitutions		Substitutions	
K 2 M.Crosby, P 8 T.Masthay, WR 17 D.Adams, FB 22 A.Ripkowski, S 32 C.Banjo, DB 33 M.Hyde, CB 36 L.Gunter, RB 38 J.Crockett, CB 39 D.Goodson, RB 44 J.Starks, LB 48 J.Thomas, LB 51 N.Palmer, LB 53 N.Perry, LB 55 A.Mulumba, LS 59 R.Lovato, DT 64 M.Pennel, G 65 L.Taylor, T/G 67 D.Barclay, TE 81 A.Quarless, WR 83 J.Janis, WR 84 J.Abbrederis, DE 95 D.Jones, DT 98 L.Guion		K 3 D.Hopkins, P 5 T.Way, WR 14 R.Grant, WR 19 R.Ross, S 20 J.Johnson, CB 22 D.Everett, RB 25 C.Thompson, CB 35 D.Phillips, FB 36 D.Young, RB 39 P.Thomas, CB 40 C.Williams, CB 47 Q.Dunbar, LB 52 K.Robinson, LS 57 N.Sundberg, LB 59 C.Fields, DE 64 K.Golston, C/G 67 J.LeRibeus, T 68 T.Compton, T 79 T.Nsekhe, TE 83 A.Smith, LB 94 P.Smith, LB 96 H.Bates, DE 99 R.Jean Francois	

Did Not Play		Did Not Play	
QB 16 S.Tolzien		QB 16 C.McCoy	

Not Active		Not Active	
QB 7 B.Hundley, CB 37 S.Shields, T 69 D.Bakhtiari, G 79 J.Walker, TE 80 J.Perillo, TE 86 K.Backman, LB 91 J.Elliott		QB 10 R.Griffin, RB 31 M.Jones, DB 37 J.Harris, LB 56 P.Riley, DE 73 F.Kearse, G 74 A.Kouandjio, TE 85 M.Jensen	

Field Goals (made () & missed)							
M.Crosby		(43) (29)	D.Hopkins		(25)		
			1	2	3	4	OT
VISITOR:	Green Bay Packers		0	17	7	11	0
HOME:	Washington Redskins		5	6	7	0	0

Scoring Plays						Visitor	Home
Team	Qtr	Time	Play Description (Extra Point) (Drive Info)				
Redskins	1	10:27	A.Rodgers sacked in end zone by P.Smith for a Safety			0	2
Redskins	1	4:51	D.Hopkins 25 yd. Field Goal (10-48, 5:36)			0	5
Redskins	2	13:02	J.Reed 24 yd. pass from K.Cousins (kick failed, hru) (7-64, 3:22)			0	11
Packers	2	9:04	R.Cobb 12 yd. pass from A.Rodgers (M.Crosby kick) (9-80, 3:58)			7	11
Packers	2	2:54	M.Crosby 43 yd. Field Goal (8-30, 3:11)			10	11
Packers	2	0:28	D.Adams 10 yd. pass from A.Rodgers (M.Crosby kick) (9-60, 1:54)			17	11
Redskins	3	9:41	K.Cousins 3 yd. run (D.Hopkins kick) (9-73, 5:19)			17	18
Packers	3	4:12	J.Starks 4 yd. run (M.Crosby kick) (11-80, 5:29)			24	18
Packers	4	12:23	E.Lacy 2 yd. run (A.Rodgers-J.Abbrederis pass) (10-76, 5:39)			32	18

National Football League Game Summary

NFL Copyright © 2015 by The National Football League. All rights reserved. This summary and play-by-play is for the express purpose of assisting media in their coverage of the game; any other use of this material is prohibited without the written permission of the National Football League. Updated: 1/11/2016

Packers	4	4:39	M.Crosby 29 yd. Field Goal (4-6, 0:19)	35	18
Paid Attendance: 81,367				Time: 3:29	

Green Bay Packers vs Washington Redskins
1/10/2016 at FedExField

Final Individual Statistics

Green Bay Packers

RUSHING	ATT	YDS	AVG	LG	TD
E.Lacy	12	63	5.3	30	1
J.Starks	12	53	4.4	22	1
R.Cobb	5	24	4.8	9	0
J.Kuhn	2	2	1.0	2	0
A.Rodgers	1	-1	-1.0	-1	0
Total	32	141	4.4	30	2

PASSING	ATT	CMP	YDS	SK/YD	TD	LG	IN	RT
A.Rodgers	36	21	210	1/5	2	34	0	93.5
Total	36	21	210	1/5	2	34	0	93.5

PASS RECEIVING	TAR	REC	YDS	AVG	LG	TD
J.Jones	11	7	81	11.6	34	0
D.Adams	4	4	48	12.0	20	1
R.Cobb	8	3	38	12.7	15	1
J.Abbrederis	4	2	14	7.0	9	0
J.Starks	2	2	12	6.0	6	0
R.Rodgers	4	2	11	5.5	6	0
J.Kuhn	1	1	6	6.0	6	0
Total	34	21	210	10.0	34	2

INTERCEPTIONS	NO	YDS	AVG	LG	TD
Total	0	0	0	0	0

PUNTING	NO	YDS	AVG	NET	TB	IN20	LG
T.Masthay	4	181	45.3	44.0	0	1	55
Total	4	181	45.3	44.0	0	1	55

PUNT RETURNS	NO	YDS	AVG	FC	LG	TD
M.Hyde	2	29	14.5	0	17	0
[DOWNED]	3	0	0.0	0	0	0
Total	2	29	14.5	0	17	0

KICKOFF RETURNS	NO	YDS	AVG	FC	LG	TD
J.Janis	1	22	22.0	0	22	0
[TOUCHBACK]	3	0	0.0	0	0	0
Total	1	22	22.0	0	22	0

Washington Redskins

RUSHING	ATT	YDS	AVG	LG	TD
A.Morris	11	50	4.5	19	0
C.Thompson	1	25	25.0	25	0
P.Thomas	4	7	1.8	7	0
K.Cousins	2	2	1.0	3	1
Total	18	84	4.7	25	1

PASSING	ATT	CMP	YDS	SK/YD	TD	LG	IN	RT
K.Cousins	46	29	329	6/59	1	38	0	91.7
Total	46	29	329	6/59	1	38	0	91.7

PASS RECEIVING	TAR	REC	YDS	AVG	LG	TD
J.Reed	17	9	120	13.3	24	1
C.Thompson	8	8	89	11.1	38	0
P.Garcon	8	5	70	14.0	21	0
J.Crowder	4	3	15	5.0	6	0
D.Jackson	5	2	17	8.5	14	0
A.Smith	1	1	16	16.0	16	0
R.Ross	1	1	2	2.0	2	0
R.Grant	2	0	0	0.0	0	0
Total	46	29	329	11.3	38	1

INTERCEPTIONS	NO	YDS	AVG	LG	TD
Total	0	0	0	0	0

PUNTING	NO	YDS	AVG	NET	TB	IN20	LG
T.Way	5	253	50.6	44.8	0	3	60
Total	5	253	50.6	44.8	0	3	60

PUNT RETURNS	NO	YDS	AVG	FC	LG	TD
J.Crowder	1	5	5.0	1	5	0
[DOWNED]	2	0	0.0	0	0	0
Total	1	5	5.0	1	5	0

KICKOFF RETURNS	NO	YDS	AVG	FC	LG	TD
R.Ross	5	96	19.2	0	26	0
[TOUCHBACK]	3	0	0.0	0	0	0
Total	5	96	19.2	0	26	0

Green Bay Packers

FUMBLES	FUM	LOST	OWN-REC	YDS	TD	FORCED	OPP-REC	YDS	TD	OUT-BDS
E.Lacy	1	1	0	0	0	0	0	0	0	0
M.Neal	0	0	0	0	0	1	1	0	0	0
C.Matthews	0	0	0	0	0	1	0	0	0	0
Total	1	1	0	0	0	2	1	0	0	0

Washington Redskins

FUMBLES	FUM	LOST	OWN-REC	YDS	TD	FORCED	OPP-REC	YDS	TD	OUT-BDS
K.Cousins	3	1	2	0	0	0	0	0	0	0
B.Breeland	0	0	0	0	0	1	1	0	0	0
Total	3	1	2	0	0	1	1	0	0	0

Final Team Statistics

	Visitor Packers	Home Redskins
TOTAL FIRST DOWNS	24	20
By Rushing	11	5
By Passing	11	14
By Penalty	2	1
THIRD DOWN EFFICIENCY	3-11-27%	5-15-33%
FOURTH DOWN EFFICIENCY	1-1-100%	1-4-25%
TOTAL NET YARDS	346	354
Total Offensive Plays (inc. times thrown passing)	69	70
Average gain per offensive play	5.0	5.1
NET YARDS RUSHING	141	84
Total Rushing Plays	32	18
Average gain per rushing play	4.4	4.7
Tackles for a loss-number and yards	3-6	3-9
NET YARDS PASSING	205	270
Times thrown - yards lost attempting to pass	1-5	6-59
Gross yards passing	210	329
PASS ATTEMPTS-COMPLETIONS-HAD INTERCEPTED	36-21-0	46-29-0
Avg gain per pass play (inc.# thrown passing)	5.5	5.2
KICKOFFS Number-In End Zone-Touchbacks	8-4-3	4-4-3
PUNTS Number and Average	4-45.3	5-50.6
Had Blocked	0	0
FGs - PATs Had Blocked	0-0	0-0
Net Punting Average	44.0	44.8
TOTAL RETURN YARDAGE (Not Including Kickoffs)	29	5
No. and Yards Punt Returns	2-29	1-5
No. and Yards Kickoff Returns	1-22	5-96
No. and Yards Interception Returns	0-0	0-0
PENALTIES Number and Yards	3-23	7-55
FUMBLES Number and Lost	1-1	3-1
TOUCHDOWNS	4	2
Rushing	2	1
Passing	2	1
EXTRA POINTS Made-Attempts	4-4	1-2
Kicking Made-Attempts	3-3	1-2
Passing Made-Attempts	1-1	0-0
FIELD GOALS Made-Attempts	2-2	1-1
RED ZONE EFFICIENCY	4-5-80%	1-4-25%
GOAL TO GO EFFICIENCY	3-3-100%	1-2-50%
SAFETIES	0	1
FINAL SCORE	35	18
TIME OF POSSESSION	29:33	30:27

Green Bay Packers vs Washington Redskins
1/10/2016 at FedExField

Ball Possession And Drive Chart

Green Bay Packers

#	Time Recd	Time Lost	Time Poss	How Ball Obtained	Drive Began	# Play	Yds Gain	Yds Pen	Net Yds	1st Down	Last Scrm	How Given Up
1	15:00	13:13	1:47	Kickoff	GB 20	4	12	0	12	1	GB 32	Punt
2	11:47	10:27	1:20	Punt	GB 8	3	-4	-4	-8	0	GB 5	Safety
3	4:51	3:57	0:54	Kickoff	GB 20	3	2	0	2	0	GB 22	Punt
4	2:17	1:24	0:53	Punt	GB 13	3	1	0	1	0	GB 14	Punt
5	13:02	9:04	3:58	Kickoff	GB 20	9	75	5	80	5	* WAS 12	Touchdown
6	6:05	2:54	3:11	Fumble	GB 46	8	25	5	30	2	WAS 24	Field Goal
7	2:22	0:28	1:54	Punt	GB 40	9	60	0	60	4	* WAS 10	Touchdown
8	9:41	4:12	5:29	Kickoff	GB 20	11	80	0	80	5	* WAS 4	Touchdown
9	3:02	12:23	5:39	Punt	GB 24	10	71	5	76	6	* WAS 2	Touchdown
10	8:56	5:55	3:01	Punt	GB 9	4	7	20	27	1	GB 36	Punt
11	4:58	4:39	0:19	Downs	WAS 17	4	6	0	6	0	* WAS 11	Field Goal
12	2:46	1:51	0:55	Downs	GB 20	2	12	0	12	0	GB 23	Fumble
13	0:13	0:00	0:13	Downs	GB 13	1	-1	0	-1	0	GB 13	End of Game

(336) Average GB 26

Washington Redskins

#	Time Recd	Time Lost	Time Poss	How Ball Obtained	Drive Began	# Play	Yds Gain	Yds Pen	Net Yds	1st Down	Last Scrm	How Given Up
1	13:13	11:47	1:26	Punt	WAS 33	3	5	0	5	0	WAS 38	Punt
2	10:27	4:51	5:36	Kickoff	WAS 45	10	53	-5	48	4	* GB 7	Field Goal
3	3:57	2:17	1:40	Punt	WAS 32	3	-5	0	-5	0	WAS 27	Punt
4	1:24	13:02	3:22	Punt	WAS 36	7	64	0	64	3	GB 24	Touchdown
5	9:04	6:05	2:59	Kickoff	WAS 20	6	34	0	34	2	GB 39	Fumble
6	2:54	2:22	0:32	Kickoff	WAS 20	3	8	0	8	0	WAS 28	Punt
7	0:28	0:00	0:28	Kickoff	WAS 20	1	-1	0	-1	0	WAS 20	End of Half
8	15:00	9:41	5:19	Kickoff	WAS 27	9	73	0	73	4	* GB 3	Touchdown
9	4:12	3:02	1:10	Kickoff	WAS 24	3	2	0	2	0	WAS 26	Punt
10	12:23	8:56	3:27	Kickoff	WAS 20	7	34	0	34	2	GB 46	Punt
11	5:55	4:58	0:57	Punt	WAS 9	6	8	0	8	1	WAS 23	Downs
12	4:39	2:46	1:53	Kickoff	WAS 15	7	60	5	65	3	* GB 4	Downs
13	1:51	0:13	1:38	Fumble	GB 32	6	19	0	19	1	* GB 24	Downs

(369) Average WAS 28

* inside opponent's 20

Time of Possession by Quarter

Visitor	Green Bay Packers	1st	2nd	3rd	4th	OT	Total
Home	Washington Redskins	4:54	9:03	8:31	7:05		29:33
		10:06	5:57	6:29	7:55		30:27

Kickoff Drive No.-Start Average

Packers: 4 - GB 20 Redskins: 8 - WAS 24

Green Bay Packers vs Washington Redskins
1/10/2016 at FedExField

Final Defensive Statistics

Green Bay Packers		Regular Defensive Plays											Special Teams					Misc			
	TKL	AST	COMB	SK	/ YDS	TFL	Q	IN	PD	FF	FR		TKL	AST	FF	FR	BL	TKL	AST	FF	FR
M.Burnett	5	6	11	0	0	0	0	0	0	0	0		1	1	0	0	0	0	0	0	0
D.Randall	4	4	8	0	0	0	0	0	1	0	0		0	0	0	0	0	0	0	0	0
C.Hayward	5	2	7	0	0	0	0	0	1	0	0		0	0	0	0	0	0	0	0	0
M.Hyde	2	5	7	0	0	0	0	0	1	0	0		1	0	0	0	0	0	0	0	0
J.Thomas	3	3	6	0	0	0	0	0	0	0	0		0	0	0	0	0	0	0	0	0
J.Ryan	2	3	5	0	0	1	0	0	0	0	0		0	0	0	0	0	0	0	0	0
C.Matthews	2	2	4	1.5	16.5	0	3	0	0	1	0		0	0	0	0	0	0	0	0	0
H.Clinton-Dix	2	2	4	0	0	0	0	0	2	0	0		1	0	0	0	0	0	0	0	0
N.Perry	1	3	4	2	15	1	3	0	0	0	0		0	0	0	0	0	0	0	0	0
M.Neal	3	0	3	2	23	1	3	0	0	1	1		0	0	0	0	0	0	0	0	0
M.Daniels	1	2	3	0.5	4.5	0	1	0	0	0	0		0	0	0	0	0	0	0	0	0
B.Raji	2	0	2	0	0	1	0	0	0	0	0		0	0	0	0	0	0	0	0	0
J.Peppers	1	1	2	0	0	1	2	0	0	0	0		0	0	0	0	0	0	0	0	0
L.Guion	1	1	2	0	0	1	0	0	0	0	0		0	0	0	0	0	0	0	0	0
Q.Rollins	1	0	1	0	0	0	0	0	1	0	0		0	0	0	0	0	0	0	0	0
L.Gunter	1	0	1	0	0	0	0	0	1	0	0		0	0	0	0	0	0	0	0	0
A.Mulumba	0	1	1	0	0	0	0	0	0	0	0		0	0	0	0	0	0	0	0	0
D.Jones	0	0	0	0	0	0	1	0	0	0	0		0	0	0	0	0	0	0	0	0
J.Kuhn	0	0	0	0	0	0	0	0	0	0	0		1	0	0	0	0	0	0	0	0
D.Goodson	0	0	0	0	0	0	0	0	0	0	0		1	0	0	0	0	0	0	0	0
C.Banjo	0	0	0	0	0	0	0	0	0	0	0		1	0	0	0	0	0	0	0	0
T.Lang	0	0	0	0	0	0	0	0	0	0	0		0	0	0	0	0	1	0	0	0
Total	36	35	71	6	59	6	13	0	7	2	1		6	1	0	0	0	1	0	0	0

TKL = Tackle AST = Assist COMB = Combined QH=QB Hit IN = Interception PD = Pass Defense FF = Forced Fumble FR = Fumble Recovery

Washington Redskins		Regular Defensive Plays											Special Teams					Misc			
	TKL	AST	COMB	SK	/ YDS	TFL	QH	IN	PD	FF	FR		TKL	AST	FF	FR	BL	TKL	AST	FF	FR
W.Compton	5	7	12	0	0	0	0	0	0	0	0		1	0	0	0	0	0	0	0	0
W.Blackmon	6	2	8	0	0	0	0	0	0	0	0		0	0	0	0	0	0	0	0	0
M.Foster	5	3	8	0	0	2	0	0	0	0	0		1	0	0	0	0	0	0	0	0
B.Breeland	5	2	7	0	0	0	0	0	0	1	1		0	0	0	0	0	0	0	0	0
D.Hall	2	4	6	0	0	0	0	0	0	0	0		0	0	0	0	0	0	0	0	0
D.Goldson	1	5	6	0	0	0	0	0	1	0	0		0	0	0	0	0	0	0	0	0
Q.Dunbar	5	0	5	0	0	0	0	0	2	0	0		0	0	0	0	0	0	0	0	0
C.Baker	3	0	3	0	0	0	1	0	0	0	0		0	0	0	0	0	0	0	0	0
P.Smith	2	1	3	1	5	1	1	0	0	0	0		0	0	0	0	0	0	0	0	0
J.Hatcher	2	0	2	0	0	0	0	0	0	0	0		0	0	0	0	0	0	0	0	0
R.Kerrigan	1	1	2	0	0	0	0	0	1	0	0		0	0	0	0	0	0	0	0	0
R.Jean Francois	1	0	1	0	0	0	0	0	0	0	0		0	0	0	0	0	0	0	0	0
T.Murphy	1	0	1	0	0	0	0	0	0	0	0		0	0	0	0	0	0	0	0	0
T.Knighton	1	0	1	0	0	1	0	0	0	0	0		0	0	0	0	0	0	0	0	0
D.Everett	0	0	0	0	0	0	0	0	0	0	0		1	0	0	0	0	0	0	0	0
H.Bates	0	0	0	0	0	0	0	0	0	0	0		0	1	0	0	0	0	0	0	0
K.Cousins	0	0	0	0	0	0	0	0	0	0	0		0	0	0	0	0	1	0	0	2
Total	40	25	65	1	5	4	2	0	4	1	1		3	1	0	0	0	1	0	0	2

1/10/2016 at FedExField

PERIOD SCORES

TIME OF POSSESSION

Scoring Plays

	Green Bay Packers	Washington Redskins
TOTAL FIRST DOWNS	12	9
First Downs Rushing-Passing-by Penalty	3 - 8 - 1	2 - 7 - 0
THIRD DOWN EFFICIENCY	1-6-17%	3-7-43%
TOTAL NET YARDS	171	158
Total Offensive Plays	38	32
NET YARDS RUSHING	17	50
NET YARDS PASSING	154	108
Gross Yards Passing	159	127
Times thrown-yards lost attempting to pass	1-5	2-19
Pass Attempts-Completions-Had Intercepted	28 - 15 - 0	18 - 12 - 0
Punts-Number and Average	3 - 42	3 - 55.3
Penalties-Number and Yards	2 - 13	4 - 25
Fumbles-Number and Lost	0 - 0	2 - 1
Red Zone Efficiency	2-2-100%	0-1-0%
Average Drive Start	GB 24	WAS 29

Green Bay Packers	Regular Defensive Plays											Special Teams					Misc			
	TKL	AST	COMB	SK	/ YDS	TFL	Q	IN	PD	FF	FR	TKL	AST	FF	FR	BL	TKL	AST	FF	FR
M.Burnett	2	2	4	0	0	0	0	0	0	0	0	1	0	0	0	0	0	0	0	0
J.Ryan	1	3	4	0	0	0	0	0	0	0	0	0	0	0	0	0	0	0	0	0
C.Hayward	3	0	3	0	0	0	0	0	1	0	0	0	0	0	0	0	0	0	0	0
C.Matthews	2	1	3	1	12	0	2	0	0	1	0	0	0	0	0	0	0	0	0	0
Total	8	6	14	1	12	0	2	0	1	1	0	1	0	0	0	0	0	0	0	0

First Half Summary

Washington Redskins	Regular Defensive Plays											Special Teams					Misc			
	TKL	AST	COMB	SK	/ YDS	TFL	QH	IN	PD	FF	FR	TKL	AST	FF	FR	BL	TKL	AST	FF	FR
M.Foster	4	1	5	0	0	1	0	0	0	0	0	1	0	0	0	0	0	0	0	0
W.Compton	3	2	5	0	0	0	0	0	0	0	0	1	0	0	0	0	0	0	0	0
B.Breeland	3	1	4	0	0	0	0	0	0	0	0	0	0	0	0	0	0	0	0	0
W.Blackmon	3	0	3	0	0	0	0	0	0	0	0	0	0	0	0	0	0	0	0	0
Total	13	4	17	0	0	1	0	0	0	0	0	2	0	0	0	0	0	0	0	0

Play By Play

First Quarter

1/10/2016

GB wins toss, elects to Receive, and WAS elects to defend the East goal.

D.Hopkins kicks 65 yards from WAS 35 to end zone, Touchback.

Green Bay Packers at 15:00

- 1-10-GB 20 (15:00) A.Rodgers pass short right to J.Jones to GB 31 for 11 yards (B.Breeland, M.Foster).
1-10-GB 31 (14:23) A.Rodgers pass incomplete short right.
 2-10-GB 31 (14:16) E.Lacy right tackle to GB 32 for 1 yard (J.Hatcher).
 3-9-GB 32 (13:29) (Shotgun) A.Rodgers pass incomplete short right to J.Abbrederis (D.Goldson).
 4-9-GB 32 (13:23) T.Masthay punts 35 yards to WAS 33, Center-R.Lovato, downed by GB-D.Goodson.

P1

Washington Redskins at 13:13

- 1-10-WAS 33 (13:13) (Shotgun) K.Cousins pass short right to J.Reed pushed ob at WAS 36 for 3 yards (C.Matthews).
 2-7-WAS 36 (12:44) T.Compton reported in as eligible. A.Morris right guard to WAS 38 for 2 yards (M.Daniels, M.Burnett).
 3-5-WAS 38 (12:03) (Shotgun) K.Cousins pass incomplete short left to J.Reed.
 4-5-WAS 38 (11:58) T.Way punts 57 yards to GB 5, Center-N.Sundberg. M.Hyde to GB 17 for 12 yards (W.Compton).
PENALTY on GB-D.Goodson, Illegal Block Above the Waist, 9 yards, enforced at GB 17.

Green Bay Packers at 11:47

- 1-10-GB 8 (11:47) A.Rodgers pass incomplete deep left to J.Jones.
 2-10-GB 8 (11:42) E.Lacy left tackle to GB 9 for 1 yard (D.Hall; W.Compton).
 3-9-GB 9 (10:57) (Shotgun) *PENALTY on GB-J.Tretter, False Start, 4 yards, enforced at GB 9 - No Play.*
 3-13-GB 5 (10:33) (Shotgun) **A.Rodgers sacked in End Zone for -5 yards, SAFETY (P.Smith).**

GB 0 WAS 2, Safety, 4:33 elapsed

T.Masthay kicks 57 yards from GB 20 to WAS 23. R.Ross pushed ob at WAS 45 for 22 yards (H.Clinton-Dix).

Washington Redskins at 10:27, (1st play from scrimmage 10:20)

- 1-10-WAS 45 (10:20) K.Cousins pass short middle to A.Smith to GB 39 for 16 yards (B.Raji, N.Perry).
1-10-GB 39 (9:38) T.Compton reported in as eligible. A.Morris right guard to GB 34 for 5 yards (M.Burnett; D.Randall).
 2-5-GB 34 (8:56) A.Morris right guard to GB 29 for 5 yards (M.Burnett).
1-10-GB 29 (8:07) (Shotgun) K.Cousins pass short right to D.Jackson pushed ob at GB 26 for 3 yards (C.Hayward).
 2-7-GB 26 (7:36) (Shotgun) K.Cousins pass short middle to J.Reed to GB 15 for 11 yards (M.Hyde).
1-10-GB 15 (6:53) (Shotgun) K.Cousins pass short middle to D.Jackson for 15 yards, TOUCHDOWN.
 The Replay Official reviewed the runner broke the plane ruling, and the play was REVERSED.
 (Shotgun) K.Cousins pass short middle to D.Jackson pushed ob at GB 1 for 14 yards (H.Clinton-Dix).
1-1-GB 1 (6:35) T.Compton reported in as eligible. A.Morris left guard to GB 1 for no gain (J.Ryan).
 2-1-GB 1 (5:57) A.Morris left tackle to GB 2 for -1 yards (L.Guion, C.Matthews).
 3-2-GB 2 (5:11) (Shotgun) *PENALTY on WAS-K.Cousins, Delay of Game, 5 yards, enforced at GB 2 - No Play.*
 3-7-GB 7 (4:58) (Shotgun) K.Cousins pass incomplete short middle to P.Garcon (H.Clinton-Dix).
 4-7-GB 7 (4:54) **D.Hopkins 25 yard field goal is GOOD, Center-N.Sundberg, Holder-T.Way.**

P1

R2

P3

P4

GB 0 WAS 5, 10 plays, 48 yards, 5:36 drive, 10:09 elapsed

D.Hopkins kicks 67 yards from WAS 35 to GB -2. J.Janis to GB 20 for 22 yards (D.Everett, H.Bates).

Green Bay Packers at 4:51, (1st play from scrimmage 4:47)

- 1-10-GB 20 (4:47) (Shotgun) E.Lacy right tackle to GB 22 for 2 yards (J.Hatcher).
 2-8-GB 22 (4:19) (No Huddle, Shotgun) A.Rodgers pass incomplete short right to R.Rodgers.
 3-8-GB 22 (4:13) (No Huddle, Shotgun) A.Rodgers pass incomplete deep left to R.Cobb.
 4-8-GB 22 (4:08) T.Masthay punts 46 yards to WAS 32, Center-R.Lovato, downed by GB-J.Janis.

Washington Redskins at 3:57

- 1-10-WAS 32 (3:57) T.Compton reported in as eligible. K.Cousins sacked at WAS 20 for -12 yards (C.Matthews). FUMBLES (C.Matthews) [C.Matthews], and recovers at WAS 20. K.Cousins to WAS 20 for no gain (J.Peppers).
 2-22-WAS 20 (3:13) (Shotgun) P.Thomas right guard to WAS 27 for 7 yards (J.Thomas).
 3-15-WAS 27 (2:33) (Shotgun) K.Cousins pass incomplete short right to J.Reed [J.Peppers].
 4-15-WAS 27 (2:28) T.Way punts 60 yards to GB 13, Center-N.Sundberg, downed by WAS-D.Phillips.

Green Bay Packers at 2:17

- 1-10-GB 13 (2:17) (Shotgun) R.Cobb right end pushed ob at GB 14 for 1 yard (W.Blackmon).
 2-9-GB 14 (1:41) (No Huddle, Shotgun) A.Rodgers pass incomplete short left to J.Abbrederis.
 3-9-GB 14 (1:36) (No Huddle, Shotgun) A.Rodgers pass incomplete short left to J.Jones (Q.Dunbar).

Green Bay Packers vs Washington Redskins at FedExField

4-9-GB 14 (1:33) T.Masthay punts 45 yards to WAS 41, Center-R.Lovato. J.Crowder pushed ob at GB 49 for 10 yards (J.Kuhn).
PENALTY on WAS-C.Williams, Offensive Holding, 10 yards, enforced at WAS 46.

Washington Redskins at 1:24

1-10-WAS 36 (1:24) A.Morris right tackle to WAS 43 for 7 yards (J.Ryan; D.Randall).
2-3-WAS 43 (:48) K.Cousins pass incomplete short left to R.Grant.
3-3-WAS 43 (:44) (Shotgun) K.Cousins pass short left to J.Reed to GB 37 for 20 yards (M.Hyde) [C.Matthews].

P5

END OF QUARTER

	Score	Time Poss	First Downs				Efficiencies	
			R	P	X	T	3 Down	4 Down
Green Bay Packers	0	4:54	0	1	0	1	0/4	0/0
Washington Redskins	5	10:06	1	4	0	5	1/4	0/0

Second Quarter

1/10/2016

Play By Play

Washington Redskins continued.

<u>1-10-GB 37</u>	(15:00) (Shotgun) K.Cousins pass short left to P.Garcon pushed ob at GB 24 for 13 yards (C.Hayward).	P6
<u>1-10-GB 24</u>	(14:32) T.Compton reported in as eligible. A.Morris left tackle to GB 28 for -4 yards (B.Raji).	
2-14-GB 28	(13:49) (Shotgun) K.Cousins pass short left to C.Thompson to GB 24 for 4 yards (Q.Rollins).	
3-10-GB 24	(13:07) (Shotgun) K.Cousins pass deep middle to J.Reed for 24 yards, TOUCHDOWN.	P7
	D.Hopkins extra point is No Good, Hit Right Upright, Center-N.Sundberg, Holder-T.Way.	

GB 0 WAS 11, 7 plays, 64 yards, 3:22 drive, 1:58 elapsed

D.Hopkins kicks 65 yards from WAS 35 to end zone, Touchback.

Green Bay Packers at 13:02

1-10-GB 20	(13:02) (Shotgun) J.Starks right end to GB 19 for -1 yards (M.Foster).	
2-11-GB 19	(12:24) (Shotgun) A.Rodgers pass short right to J.Jones to GB 26 for 7 yards (B.Breeland, D.Goldson).	
3-4-GB 26	(12:04) (No Huddle, Shotgun) A.Rodgers pass incomplete short right to A.Quarless.	
	<i>PENALTY on WAS-R.Jean Francois, Defensive 12 On-field, 5 yards, enforced at GB 26 - No Play.</i>	X2
<u>1-10-GB 31</u>	(12:03) (Shotgun) A.Rodgers pass deep middle to J.Jones to WAS 35 for 34 yards (W.Blackmon).	P3
<u>1-10-WAS 35</u>	(11:31) (No Huddle, Shotgun) A.Rodgers pass short left to D.Adams pushed ob at WAS 26 for 9 yards (Q.Dunbar).	
2-1-WAS 26	(11:07) (No Huddle, Shotgun) J.Starks right tackle to WAS 25 for 1 yard (M.Foster).	R4
<u>1-10-WAS 25</u>	(10:28) (Shotgun) A.Rodgers pass short right to J.Starks to WAS 19 for 6 yards (D.Hall; B.Breeland).	
2-4-WAS 19	(9:45) R.Cobb left end to WAS 12 for 7 yards (W.Compton). End Around	R5
<u>1-10-WAS 12</u>	(9:13) (No Huddle, Shotgun) A.Rodgers pass incomplete short right to R.Cobb.	
2-10-WAS 12	(9:09) (No Huddle, Shotgun) A.Rodgers pass short middle to R.Cobb for 12 yards, TOUCHDOWN.	P6
	<i>Penalty on WAS-T.Murphy, Defensive 12 On-field, declined.</i>	
	<i>Penalty on WAS-T.Murphy, Defensive Offside, declined.</i>	
	M.Crosby extra point is GOOD, Center-R.Lovato, Holder-T.Masthay.	

GB 7 WAS 11, 9 plays, 80 yards, 1 penalty, 3:58 drive, 5:56 elapsed

M.Crosby kicks 65 yards from GB 35 to end zone, Touchback.

Washington Redskins at 9:04

1-10-WAS 20	(9:04) T.Compton reported in as eligible. P.Thomas left end to WAS 22 for 2 yards (M.Daniels; J.Ryan).	
2-8-WAS 22	(8:27) (Shotgun) K.Cousins pass short middle to J.Reed to WAS 24 for 2 yards (C.Hayward).	
3-6-WAS 24	(7:48) (Shotgun) K.Cousins pass short right to P.Garcon pushed ob at WAS 36 for 12 yards (M.Burnett).	P8
<u>1-10-WAS 36</u>	(7:08) T.Compton reported in as eligible. K.Cousins pass incomplete deep middle to D.Jackson (C.Hayward).	
2-10-WAS 36	(7:03) (Shotgun) C.Thompson right tackle to GB 39 for 25 yards (D.Randall).	R9
<u>1-10-GB 39</u>	(6:18) (Shotgun) K.Cousins sacked at GB 46 for -7 yards (M.Neal). FUMBLES (M.Neal) [M.Neal], RECOVERED by GB-M.Neal at GB 46. M.Neal to GB 46 for no gain (K.Cousins). Timeout #1 by GB at 06:05.	

Green Bay Packers at 6:05

1-10-GB 46	(6:05) (Shotgun) A.Rodgers pass incomplete deep right.	
2-10-GB 46	(5:57) (No Huddle, Shotgun) A.Rodgers pass short right to R.Cobb pushed ob at WAS 43 for 11 yards (W.Blackmon).	P7
<u>1-10-WAS 43</u>	(5:33) (No Huddle, Shotgun) A.Rodgers pass short left to J.Jones to WAS 34 for 9 yards (Q.Dunbar).	
2-1-WAS 34	(4:58) (No Huddle, Shotgun) E.Lacy right end to WAS 32 for 2 yards (M.Foster).	R8
<u>1-10-WAS 32</u>	(4:19) A.Rodgers pass incomplete deep left to R.Cobb.	
2-10-WAS 32	(4:12) (Shotgun) A.Rodgers pass short middle to E.Lacy to WAS 33 for -1 yards (M.Foster).	
	<i>PENALTY on WAS-R.Kerrigan, Defensive Offside, 5 yards, enforced at WAS 32 - No Play.</i>	
2-5-WAS 27	(3:45) (Shotgun) J.Starks left guard to WAS 24 for 3 yards (R.Kerrigan, D.Goldson).	
3-2-WAS 24	(3:01) (No Huddle, Shotgun) A.Rodgers pass incomplete short left to J.Jones (Q.Dunbar).	
4-2-WAS 24	(2:57) M.Crosby 43 yard field goal is GOOD, Center-R.Lovato, Holder-T.Masthay.	

GB 10 WAS 11, 8 plays, 30 yards, 1 penalty, 3:11 drive, 12:06 elapsed

M.Crosby kicks 65 yards from GB 35 to end zone, Touchback.

Washington Redskins at 2:54

1-10-WAS 20	(2:54) T.Compton reported in as eligible. A.Morris up the middle to WAS 23 for 3 yards (L.Guion; J.Ryan).	
	Timeout #2 by GB at 02:43.	
2-7-WAS 23	(2:43) (Shotgun) K.Cousins pass short middle to J.Crowder to WAS 28 for 5 yards (J.Thomas).	
	Timeout #3 by GB at 02:38.	

Green Bay Packers vs Washington Redskins at FedExField

- 3-2-WAS 28(2:38) (Shotgun) K.Cousins pass incomplete short left to J.Crowder (Q.Rollins) [J.Peppers].
- 4-2-WAS 28(2:34) T.Way punts 49 yards to GB 23, Center-N.Sundberg. M.Hyde to GB 40 for 17 yards (M.Foster).

Green Bay Packers at 2:22

- 1-10-GB 40(2:22) (Shotgun) A.Rodgers pass short middle to J.Jones to GB 45 for 5 yards (W.Compton, D.Goldson).

Two-Minute Warning

- 2-5-GB 45(2:00) (Shotgun) A.Rodgers pass short middle to J.Starks to WAS 49 for 6 yards (D.Hall; W.Compton) [C.Baker].P9
- 1-10-WAS 49(1:32) (No Huddle, Shotgun) A.Rodgers pass short right to R.Rodgers to WAS 43 for 6 yards (W.Compton).
- 2-4-WAS 43(1:19) (No Huddle, Shotgun) A.Rodgers pass short right to R.Rodgers to WAS 38 for 5 yards (M.Foster).P10
- 1-10-WAS 38(1:00) (No Huddle, Shotgun) A.Rodgers pass incomplete short right to R.Rodgers (R.Kerrigan).
- 2-10-WAS 38(:57) (No Huddle, Shotgun) A.Rodgers pass short right to J.Jones to WAS 30 for 8 yards (B.Breeland). WAS-C.Baker was injured during the play.
Timeout #1 by WAS at 00:45.
- 3-2-WAS 30(:45) (Shotgun) A.Rodgers pass deep left to D.Adams pushed ob at WAS 10 for 20 yards (Q.Dunbar).P11
- 1-10-WAS 10(:38) (Shotgun) A.Rodgers pass incomplete short right to R.Cobb.
- 2-10-WAS 10(:33) (Shotgun) A.Rodgers pass short left to D.Adams for 10 yards, TOUCHDOWN.P12
M.Crosby extra point is GOOD, Center-R.Lovato, Holder-T.Masthay.

GB 17 WAS 11, 9 plays, 60 yards, 1:54 drive, 14:32 elapsed

M.Crosby kicks 63 yards from GB 35 to WAS 2. R.Ross to WAS 20 for 18 yards (M.Burnett).

Washington Redskins at 0:28, (1st play from scrimmage 0:24)

- 1-10-WAS 20(:24) T.Compton reported in as eligible. K.Cousins kneels to WAS 19 for -1 yards.

END OF QUARTER

	Score	Time	First Downs				Efficiencies	
		Poss	R	P	X	T	3 Down	4 Down
Green Bay Packers	17	9:03	3	7	1	11	1/2	0/0
Washington Redskins	11	5:57	1	3	0	4	2/3	0/0

Third Quarter

1/10/2016

Play By Play

WAS elects to Receive, and GB elects to defend the West goal.
M.Crosby kicks 64 yards from GB 35 to WAS 1. R.Ross pushed ob at WAS 27 for 26 yards (D.Goodson).

Washington Redskins at 15:00, (1st play from scrimmage 14:53)

1-10-WAS 27	(14:53) T.Compton reported in as eligible. K.Cousins pass deep middle to P.Garcon to WAS 48 for 21 yards (D.Randall).	P10
<u>1-10-WAS 48</u>	(14:14) A.Morris up the middle to GB 33 for 19 yards (H.Clinton-Dix; M.Burnett).	R11
<u>1-10-GB 33</u>	(13:31) P.Thomas left end to GB 37 for -4 yards (J.Ryan).	
2-14-GB 37	(12:46) (Shotgun) K.Cousins pass short middle to C.Thompson to GB 30 for 7 yards (H.Clinton-Dix; M.Hyde) [M.Neal].	
3-7-GB 30	(12:01) (Shotgun) K.Cousins pass short right to J.Crowder to GB 24 for 6 yards (C.Hayward).	
4-1-GB 24	(11:16) K.Cousins pass short middle to J.Reed to GB 7 for 17 yards (J.Thomas; M.Burnett).	P12
<u>1-7-GB 7</u>	(10:32) T.Compton reported in as eligible. K.Cousins pass incomplete short right to P.Garcon.	
2-7-GB 7	(10:26) (Shotgun) K.Cousins pass short right to J.Crowder to GB 3 for 4 yards (M.Hyde; M.Burnett).	
3-3-GB 3	(9:44) (Shotgun) K.Cousins right tackle for 3 yards, TOUCHDOWN.	R13
D.Hopkins extra point is GOOD, Center-N.Sundberg, Holder-T.Way.		

GB 17 WAS 18, 9 plays, 73 yards, 5:19 elapsed, 5:19 elapsed

D.Hopkins kicks 65 yards from WAS 35 to end zone, Touchback.

Green Bay Packers at 9:41

1-10-GB 20	(9:41) (Shotgun) A.Rodgers pass short right to D.Adams to GB 29 for 9 yards (W.Compton). GB-D.Adams was injured during the play. His return is Questionable. 17-Adams had a knee injury	
2-1-GB 29	(9:17) J.Kuhn left tackle to GB 31 for 2 yards (P.Smith).	R13
<u>1-10-GB 31</u>	(8:50) (No Huddle) A.Rodgers pass incomplete deep left to J.Jones.	
2-10-GB 31	(8:43) (Shotgun) A.Rodgers pass short left to J.Abbrederis to GB 40 for 9 yards (W.Compton).	
3-1-GB 40	(8:00) A.Rodgers pass short right to J.Kuhn to GB 46 for 6 yards (W.Compton; B.Breeland).	P14
<u>1-10-GB 46</u>	(7:16) (Shotgun) A.Rodgers pass incomplete deep right to R.Cobb.	
2-10-GB 46	(7:10) (No Huddle) R.Cobb left end to WAS 45 for 9 yards (D.Hall).	
3-1-WAS 45	(6:28) J.Kuhn up the middle to WAS 45 for no gain (R.Jean Francois).	
Timeout #1 by GB at 05:43.		
4-1-WAS 45	(5:43) E.Lacy left end pushed ob at WAS 34 for 11 yards (W.Blackmon).	R15
<u>1-10-WAS 34</u>	(5:04) E.Lacy left tackle to WAS 4 for 30 yards (T.Murphy, W.Blackmon).	R16
<u>1-4-WAS 4</u>	(4:18) (No Huddle) J.Starks right end for 4 yards, TOUCHDOWN.	R17
M.Crosby extra point is GOOD, Center-R.Lovato, Holder-T.Masthay.		

GB 24 WAS 18, 11 plays, 80 yards, 5:29 drive, 10:48 elapsed

M.Crosby kicks 50 yards from GB 35 to WAS 15. R.Ross to WAS 24 for 9 yards (M.Hyde, M.Burnett).

Washington Redskins at 4:12, (1st play from scrimmage 4:04)

1-10-WAS 24	(4:04) T.Compton reported in as eligible. K.Cousins pass incomplete deep left to J.Reed.	
2-10-WAS 24	(3:59) P.Thomas right end to WAS 26 for 2 yards (C.Hayward).	
3-8-WAS 26	(3:20) (Shotgun) K.Cousins pass incomplete deep middle to R.Grant.	
4-8-WAS 26	(3:15) T.Way punts 50 yards to GB 24, Center-N.Sundberg, downed by WAS-T.Murphy.	

Green Bay Packers at 3:02

1-10-GB 24	(3:02) R.Cobb left tackle to GB 28 for 4 yards (R.Kerrigan; D.Goldson).	
2-6-GB 28	(2:21) (Shotgun) R.Cobb right end to GB 31 for 3 yards (C.Baker).	
3-3-GB 31	(1:39) (No Huddle, Shotgun) A.Rodgers pass short left to J.Jones pushed ob at GB 38 for 7 yards (Q.Dunbar).	P18
<u>1-10-GB 38</u>	(1:06) J.Starks right end to GB 35 for -3 yards (M.Foster).	
2-13-GB 35	(:22) A.Rodgers pass short middle to R.Cobb to 50 for 15 yards (W.Blackmon, D.Goldson).	P19

END OF QUARTER

	Score	Time Poss	First Downs				Efficiencies	
			R	P	X	T	3 Down	4 Down
Green Bay Packers	24	8:31	4	3	0	7	2/3	1/1
Washington Redskins	18	6:29	2	2	0	4	1/3	1/1

Fourth Quarter

1/10/2016

Play By Play

Green Bay Packers continued.

<u>1-10-50</u>	(15:00) (Shotgun) J.Starks right guard to WAS 39 for 11 yards (D.Hall).	R20
<u>1-10-WAS 39</u>	(14:31) (No Huddle, Shotgun) J.Starks right end to WAS 32 for 7 yards (D.Goldson).	
2-3-WAS 32	(13:47) (No Huddle, Shotgun) J.Starks right guard to WAS 29 for 3 yards (W.Compton; M.Foster).	R21
<u>1-10-WAS 29</u>	(13:08) (No Huddle, Shotgun) <i>PENALTY on WAS-R.Kerrigan, Encroachment, 5 yards, enforced at WAS 29 - No Play.</i>	
1-5-WAS 24	(12:54) (Shotgun) J.Starks left end pushed ob at WAS 2 for 22 yards (W.Blackmon).	R22
<u>1-2-WAS 2</u>	(12:27) (No Huddle, Shotgun) E.Lacy up the middle for 2 yards, TOUCHDOWN.	R23
	(Pass formation) TWO-POINT CONVERSION ATTEMPT. A.Rodgers pass to J.Abbrederis is complete. ATTEMPT SUCCEEDS.	

GB 32 WAS 18, 10 plays, 76 yards, 1 penalty, 5:39 drive, 2:37 elapsed

M.Crosby kicks 65 yards from GB 35 to end zone, Touchback.

Washington Redskins at 12:23

1-10-WAS 20	(12:23) T.Compton reported in as eligible. A.Morris right guard to WAS 22 for 2 yards (M.Neal).	
2-8-WAS 22	(11:46) (Shotgun) K.Cousins pass short middle to C.Thompson to WAS 29 for 7 yards (M.Hyde; M.Burnett).	
3-1-WAS 29	(11:05) T.Compton reported in as eligible. A.Morris left end to WAS 41 for 12 yards (H.Clinton-Dix, C.Hayward).	R14
<u>1-10-WAS 41</u>	(10:29) (Shotgun) K.Cousins pass deep middle to J.Reed to GB 37 for 22 yards (D.Randall). GB-D.Randall was injured during the play.	P15
<u>1-10-GB 37</u>	(9:53) (Shotgun) K.Cousins sacked at GB 46 for -9 yards (sack split by N.Perry and C.Matthews).	
2-19-GB 46	(9:14) (Shotgun) K.Cousins pass incomplete deep right to D.Jackson (D.Randall).	
3-19-GB 46	(9:10) (Shotgun) K.Cousins pass incomplete short left to J.Reed.	
4-19-GB 46	(9:05) T.Way punts 37 yards to GB 9, Center-N.Sundberg, downed by WAS-H.Bates.	

Green Bay Packers at 8:56

1-10-GB 9	(8:56) (Shotgun) E.Lacy right tackle to GB 7 for -2 yards (T.Knighton).	
2-12-GB 7	(8:13) (Shotgun) A.Rodgers pass incomplete deep left to J.Jones.	
	<i>PENALTY on WAS-Q.Dunbar, Defensive Pass Interference, 20 yards, enforced at GB 7 - No Play.</i>	X24
<u>1-10-GB 27</u>	(8:09) (Shotgun) E.Lacy right end to GB 29 for 2 yards (C.Baker).	
2-8-GB 29	(7:27) (Shotgun) E.Lacy left end to GB 31 for 2 yards (W.Compton; P.Smith).	
3-6-GB 31	(6:43) (Shotgun) A.Rodgers pass short middle to J.Abbrederis to GB 36 for 5 yards (Q.Dunbar).	
4-1-GB 36	(6:03) T.Masthay punts 55 yards to WAS 9, Center-R.Lovato, fair catch by J.Crowder.	

Washington Redskins at 5:55

1-10-WAS 9	(5:55) (Shotgun) K.Cousins pass short right to P.Garcon pushed ob at WAS 14 for 5 yards (D.Randall).	
2-5-WAS 14	(5:36) (No Huddle, Shotgun) K.Cousins pass short middle to C.Thompson to WAS 23 for 9 yards (D.Randall; J.Thomas).	P16
<u>1-10-WAS 23</u>	(5:16) (No Huddle, Shotgun) K.Cousins to WAS 19 for -4 yards. FUMBLES, and recovers at WAS 19. K.Cousins pass incomplete short middle to J.Reed.	
2-10-WAS 23	(5:12) (Shotgun) K.Cousins pass incomplete short middle to J.Reed.	
3-10-WAS 23	(5:08) (Shotgun) K.Cousins pass incomplete deep middle to P.Garcon (L.Gunter).	
4-10-WAS 23	(5:02) (Shotgun) K.Cousins sacked at WAS 17 for -6 yards (N.Perry).	

Green Bay Packers at 4:58

1-10-WAS 17	(4:58) J.Starks right end to WAS 17 for no gain (C.Baker).	
	Timeout #1 by WAS at 04:54.	
2-10-WAS 17	(4:54) J.Starks right guard to WAS 16 for 1 yard (B.Breeland, W.Compton).	
	Timeout #2 by WAS at 04:49.	
3-9-WAS 16	(4:49) J.Starks right guard to WAS 11 for 5 yards (D.Hall; M.Foster).	
	Timeout #3 by WAS at 04:43.	
4-4-WAS 11	(4:43) M.Crosby 29 yard field goal is GOOD, Center-R.Lovato, Holder-T.Masthay.	

GB 35 WAS 18, 4 plays, 6 yards, 0:19 drive, 10:21 elapsed

M.Crosby kicks 71 yards from GB 35 to WAS -6. R.Ross to WAS 15 for 21 yards (C.Banjo).

Washington Redskins at 4:39, (1st play from scrimmage 4:36)

1-10-WAS 15	(4:36) (Shotgun) K.Cousins pass short right to C.Thompson to GB 47 for 38 yards (M.Burnett, A.Mulumba).	P17
<u>1-10-GB 47</u>	(4:11) (No Huddle, Shotgun) K.Cousins pass short right to C.Thompson to GB 40 for 7 yards (D.Randall; M.Hyde).	
2-3-GB 40	(3:48) (No Huddle, Shotgun) K.Cousins pass deep right to P.Garcon pushed ob at GB 21 for 19 yards (M.Burnett) [D.Jones].	P18
	<i>PENALTY on GB-D.Jones, Roughing the Passer, 10 yards, enforced at GB 21.</i>	X19
<u>1-10-GB 11</u>	(3:42) (Shotgun) K.Cousins pass incomplete short middle to J.Reed (M.Hyde).	

Green Bay Packers vs Washington Redskins at FedExField

- 2-10-GB 11(3:37) (Shotgun) K.Cousins pass short right to C.Thompson pushed ob at GB 5 for 6 yards (J.Thomas).
Green Bay challenged the pass completion ruling, and the play was Upheld. The ruling on the field was confirmed. (Timeout #2.)
- 3-4-GB 5(3:37) (Shotgun) PENALTY on WAS-J.Reed, False Start, 5 yards, enforced at GB 5 - No Play.
- 3-9-GB 10(3:32) (Shotgun) K.Cousins pass short middle to J.Reed to GB 4 for 6 yards (J.Peppers; J.Thomas).
- 4-3-GB 4(2:55) (Shotgun) K.Cousins sacked at GB 20 for -16 yards (M.Neal).

Green Bay Packers at 2:46

- 1-10-GB 20(2:46) E.Lacy up the middle to GB 23 for 3 yards (W.Blackmon; W.Compton).

Two-Minute Warning

- 2-7-GB 23(2:00) E.Lacy right end to GB 32 for 9 yards (B.Breeland).
The Replay Official reviewed the runner was down by contact ruling, and the play was REVERSED.
E.Lacy right end to GB 32 for 9 yards (B.Breeland). FUMBLES (B.Breeland), RECOVERED by WAS-B.Breeland at GB 32. B.Breeland to GB 32 for no gain (T.Lang).

Washington Redskins at 1:51

- 1-10-GB 32(1:51) (Shotgun) K.Cousins pass incomplete deep right to D.Jackson.
- 2-10-GB 32(1:45) (Shotgun) K.Cousins pass short left to J.Reed pushed ob at GB 17 for 15 yards (L.Gunter).
- 1-10-GB 17(1:36) (Shotgun) K.Cousins pass short middle to R.Ross to GB 15 for 2 yards (M.Burnett).
- 2-8-GB 15(1:04) (No Huddle, Shotgun) K.Cousins pass incomplete short middle to J.Reed (H.Clinton-Dix).
- 3-8-GB 15(:57) (Shotgun) K.Cousins sacked at GB 24 for -9 yards (sack split by M.Daniels and N.Perry).
- 4-17-GB 24(:24) (No Huddle, Shotgun) K.Cousins pass short right to C.Thompson to GB 13 for 11 yards (M.Hyde; C.Hayward).

Green Bay Packers at 0:13

- 1-10-GB 13(:13) A.Rodgers kneels to GB 12 for -1 yards.

END OF QUARTER

	Score	Time	First Downs				Efficiencies	
		Poss	R	P	X	T	3 Down	4 Down
Green Bay Packers	35	7:05	4	0	1	5	0/2	0/0
Washington Redskins	18	7:55	1	5	1	7	1/5	0/3

Miscellaneous Statistics Report

Green Bay Packers vs Washington Redskins

1/10/2016 at FedExField

Ten Longest Plays for Green Bay Packers

Yards	Qtr	Play Start	Play Description
34	2	1-10-GB 31	(12:03) (Shotgun) A.Rodgers pass deep middle to J.Jones to WAS 35 for 34 yards (W.Blackmon).
30	3	1-10-WAS 34	(5:04) E.Lacy left tackle to WAS 4 for 30 yards (T.Murphy, W.Blackmon).
22	4	1-5-WAS 24	(12:54) (Shotgun) J.Starks left end pushed ob at WAS 2 for 22 yards (W.Blackmon).
20	2	3-2-WAS 30	(:45) (Shotgun) A.Rodgers pass deep left to D.Adams pushed ob at WAS 10 for 20 yards (Q.Dunbar).
15	3	2-13-GB 35	(:22) A.Rodgers pass short middle to R.Cobb to 50 for 15 yards (W.Blackmon, D.Goldson).
12	2	2-10-WAS 12	(9:09) (No Huddle, Shotgun) A.Rodgers pass short middle to R.Cobb for 12 yards, TOUCHDOWN. Penalty on WAS-T.Murphy, Defensive 12 On-field, declined. Penalty on WAS-T.Murphy, Defensive Offside, declined.
11	1	1-10-GB 20	(15:00) A.Rodgers pass short right to J.Jones to GB 31 for 11 yards (B.Breeland, M.Foster).
11	2	2-10-GB 46	(5:57) (No Huddle, Shotgun) A.Rodgers pass short right to R.Cobb pushed ob at WAS 43 for 11 yards (W.Blackmon).
11	3	4-1-WAS 45	(5:43) E.Lacy left end pushed ob at WAS 34 for 11 yards (W.Blackmon).
11	4	1-10-50	(15:00) (Shotgun) J.Starks right guard to WAS 39 for 11 yards (D.Hall).

Ten Longest Plays for Washington Redskins

Yards	Qtr	Play Start	Play Description
38	4	1-10-WAS 15	(4:36) (Shotgun) K.Cousins pass short right to C.Thompson to GB 47 for 38 yards (M.Burnett, A.Mulumba).
29	4	2-3-GB 40	(3:48) (No Huddle, Shotgun) K.Cousins pass deep right to P.Garcon pushed ob at GB 21 for 19 yards (M.Burnett) [D.Jones].
25	2	2-10-WAS 36	(7:03) (Shotgun) C.Thompson right tackle to GB 39 for 25 yards (D.Randall).
24	2	3-10-GB 24	(13:07) (Shotgun) K.Cousins pass deep middle to J.Reed for 24 yards, TOUCHDOWN.
22	4	1-10-WAS 41	(10:29) (Shotgun) K.Cousins pass deep middle to J.Reed to GB 37 for 22 yards (D.Randall). GB-D.Randall was injured during
21	3	1-10-WAS 27	(14:53) T.Compton reported in as eligible. K.Cousins pass deep middle to P.Garcon to WAS 48 for 21 yards (D.Randall).
20	1	3-3-WAS 43	(:44) (Shotgun) K.Cousins pass short left to J.Reed to GB 37 for 20 yards (M.Hyde) [C.Matthews].
19	3	1-10-WAS 48	(14:14) A.Morris up the middle to GB 33 for 19 yards (H.Clinton-Dix; M.Burnett).
17	3	4-1-GB 24	(11:16) K.Cousins pass short middle to J.Reed to GB 7 for 17 yards (J.Thomas; M.Burnett).
16	1	1-10-WAS 45	(10:20) K.Cousins pass short middle to A.Smith to GB 39 for 16 yards (B.Raji, N.Perry).

Touchdown Scoring Information

		Offense	Defense	Special Teams
VISITOR	Green Bay Packers	4	0	0
HOME	Washington Redskins	2	0	0

Player Scoring Information

Club	Player	TD	Rush TD	Rec TD	KO TD	Punt TD	Int TD	Fum TD	Misc TD	FG	XP	2Pt Rush	2Pt Rec	Sfty	Points
GB	M.Crosby	0	0	0	0	0	0	0	0	2	3	0	0	0	9
GB	E.Lacy	0	1	0	0	0	0	0	0	0	0	0	0	0	6
GB	J.Starks	0	1	0	0	0	0	0	0	0	0	0	0	0	6
GB	D.Adams	0	0	1	0	0	0	0	0	0	0	0	0	0	6
GB	R.Cobb	0	0	1	0	0	0	0	0	0	0	0	0	0	6
GB	J.Abbrederis	0	0	0	0	0	0	0	0	0	0	0	1	0	2
WAS	K.Cousins	0	1	0	0	0	0	0	0	0	0	0	0	0	6
WAS	J.Reed	0	0	1	0	0	0	0	0	0	0	0	0	0	6
WAS	D.Hopkins	0	0	0	0	0	0	0	0	1	1	0	0	0	4
WAS	P.Smith	0	0	0	0	0	0	0	0	0	0	0	0	1	2

Possession Detail

	First Half		Second Half		Game	
	Visitor	Home	Visitor	Home	Visitor	Home
Largest Lead	6	11	17	1	17	11
Drives Leading	0	5	5	0	5	5
Time of Possession Leading	0:00	14:09	10:07	0:00	10:07	14:09
Largest Deficit	-11	-6	-1	-17	-11	-17
Drives Trailing	5	1	1	6	6	7
Time of Possession Trailing	10:50	0:28	5:29	14:24	16:19	14:52
Times Score Tied Up		0		0		0
Lead Changes		2		2		4

Playtime Percentage

Percent of playtime per player on offense, defense and special teams

Green Bay Packers

Washington Redskins

		Offense		Defense		Special Teams				Offense		Defense		Special Teams	
J Sitton	G	75	100%			5	17%	M Moses	T	72	100%			3	10%
T Lang	G	75	100%			5	17%	B Scherff	G	72	100%			3	10%
B Bulaga	T	75	100%			5	17%	K Cousins	QB	72	100%				
J Tretter	C	75	100%			5	17%	K Lichtensteiger	C	72	100%				
C Linsley	C	75	100%					T Williams	T	72	100%				
A Rodgers	QB	75	100%					J Reed	TE	61	85%				
J Jones	WR	69	92%					S Long	G	56	78%			1	3%
R Rodgers	TE	66	88%			5	17%	P Garcon	WR	54	75%				
R Cobb	WR	66	88%					J Crowder	WR	52	72%			5	17%
D Adams	WR	38	51%					D Jackson	WR	52	72%				
J Starks	RB	33	44%			4	14%	C Thompson	RB	35	49%			4	14%
J Kuhn	FB	30	40%			8	28%	A Morris	RB	23	32%				
J Abbrederis	WR	28	37%			1	3%	R Grant	WR	20	28%			8	28%
E Lacy	RB	27	36%					T Compton	T	20	28%			6	21%
A Quarless	TE	14	19%					J LeRibeus	C	16	22%			2	7%
J Janis	WR	4	5%			21	72%	P Thomas	RB	13	18%			5	17%
M Burnett	SS			72	100%	7	24%	A Smith	TE	11	15%			12	41%
H Clinton-Dix	FS			72	100%	7	24%	R Ross	WR	10	14%			8	28%
C Hayward	CB			70	97%	13	45%	D Young	FB	9	12%			21	72%
C Matthews	LB			66	92%	3	10%	W Blackmon	CB			75	100%	10	34%
D Randall	CB			63	88%	7	24%	M Foster	LB			75	100%	5	17%
M Hyde	FS			56	78%	16	55%	D Goldson	FS			75	100%	4	14%
M Neal	LB			54	75%	5	17%	D Hall	CB			75	100%		
M Daniels	DT			52	72%	3	10%	R Kerrigan	LB			75	100%		
J Peppers	LB			48	67%	2	7%	B Breeland	CB			71	95%	9	31%
J Thomas	LB			44	61%	19	66%	W Compton	LB			70	93%	10	34%
L Gunter	CB			31	43%	13	45%	P Smith	LB			59	79%	1	3%
J Ryan	LB			28	39%	7	24%	C Baker	DE			56	75%		
D Jones	DE			27	38%	5	17%	Q Dunbar	CB			53	71%		
N Perry	LB			26	36%			J Hatcher	DE			39	52%		
Q Rollins	CB			22	31%	6	21%	R Jean Francois	DE			36	48%	5	17%
B Raji	NT			22	31%			T Knighton	NT			31	41%	8	28%
L Guion	DT			19	26%	5	17%	T Murphy	LB			16	21%	17	59%
M Pennel	DE			14	19%	5	17%	C Williams	CB			8	11%	4	14%
A Mulumba	LB			4	6%	7	24%	K Golston	NT			7	9%	15	52%
D Goodson	CB			2	3%	17	59%	K Robinson	LB			4	5%	4	14%
C Banjo	SS					21	72%	J Johnson	SS					26	90%
N Palmer	LB					21	72%	D Everett	CB					26	90%
A Ripkowski	FB					20	69%	H Bates	LB					25	86%
M Crosby	K					12	41%	C Fields	LB					21	72%
T Masthay	P					10	34%	D Phillips	DB					20	69%
D Barclay	T					9	31%	T Way	P					8	28%
R Lovato	LS					9	31%	N Sundberg	LS					8	28%
J Crockett	RB					6	21%	T Nsekhe	T					8	28%
L Taylor	G					5	17%								

