



PACKERS WEEKLY MEDIA INFORMATION PACKET

GREEN BAY PACKERS **vs** *JACKSONVILLE JAGUARS*

SUNDAY, SEPTEMBER 11, 2016 @ 12 NOON CDT • EVERBANK FIELD





THE DOPE SHEET

OFFICIAL PROGRAM AND PUBLICATION, ACME-PACKERS FOOTBALL TEAM.

Packers Public Relations • Lambeau Field Atrium • 1265 Lombardi Avenue • Green Bay, WI 54304 • 920/569-7500 • 920/569-7201 fax
Jason Wahlers, Aaron Popkey, Sarah Quick, Tom Fanning, Nathan LoCascio, Katie Hermsen

VOL. XVIII; NO. 8

WEEK 1

GREEN BAY (0-0) AT JACKSONVILLE (0-0)

Sunday, Sept. 11 • EverBank Field • 12 p.m. CDT

PACKERS OPEN REGULAR SEASON IN JACKSONVILLE

The Green Bay Packers travel to Jacksonville to take on the Jaguars in the regular-season opener.



- ▶ It will be the first time Green Bay has opened the season against Jacksonville and just the second time the Packers have opened the regular season in the state of Florida. The only other time was in 1996, when they won, 34-3, at the Tampa Bay Buccaneers.
- ▶ The Packers and Jaguars are meeting for the sixth time and the first time since 2012, when Green Bay won, 24-15, at Lambeau Field. The Packers lead the regular-season series, 3-2.
- ▶ Sunday will be the fourth time Green Bay has played in Jacksonville and the first time since 2008, a 20-16 Jaguars victory. The Packers won their first two games at Jacksonville (1995, 2001).
- ▶ This will be only the second time Green Bay has played at Jacksonville in the month of September. The Packers won, 24-14, on Sept. 24, 1995.
- ▶ It is the first time since it hosted the New York Jets in 2000 that Green Bay has opened the season against an AFC team.
- ▶ Dating back to the NFL-AFL merger in 1970, it will be just the fourth time the Packers have opened the regular season on the road against an AFC team: at New England Patriots, 1985, L, 20-26 / at Houston Oilers, 1983, W, 41-38 (OT) / at Cleveland Browns, 1972, W, 26-10.
- ▶ For the fourth year in a row and the fifth time in 11 seasons under Head Coach **Mike McCarthy** (2010), the Packers will open the season on the road. It is the first time in franchise history that Green Bay has opened on the road for four consecutive seasons.
- ▶ Under McCarthy, the Packers are 6-4 in regular-season openers, including a 2-2 mark on the road.
- ▶ Eight of the 10 season openers under McCarthy have been decided by eight points or less.
- ▶ The Packers' six wins in the opening week of the regular season are tied for the fourth most in the NFC and the seventh most in the NFL since 2006.
- ▶ Over the last two seasons, the Packers are a combined 6-2 against AFC opponents.
- ▶ Dating back to 2006, Green Bay is 24-16 versus the AFC during the regular season. The Packers' .600 winning percentage over that time is tied for No. 1 among NFC teams and No. 4 in the NFL.
- ▶ Sunday marks the third of four consecutive road games (two preseason, two regular season) before hosting the Detroit Lions on Sept. 25. This is the first time Green Bay has closed the preseason as the away team in the final two games and opened the regular season on the road in the first two games.
- ▶ The Packers will play at the Minnesota Vikings in Week 2, the first regular-season game played at U.S. Bank Stadium.

WITH THE CALL

FOX Sports, now in its 23rd season as an NFL network television partner, will broadcast the game to a regional audience.



- ▶ Play-by-play man **Kevin Burkhardt** joins analyst **John Lynch** and sideline reporter **Pam Oliver**.
- ▶ Milwaukee's WTMJ (620 AM), airing Green Bay games since November 1929, heads up the Packers Radio Network that is made up of 50 stations in five states. **Wayne Larrivee** (play-by-play) and two-time Packers Pro Bowler **Larry McCarren** (analyst) call the action. McCarren first joined the team's broadcasts in 1995 and enters his 22nd season calling Packers games. After originally being paired together in 1999, McCarren and Larrivee enter their 18th season of broadcasts together.
- ▶ Westwood One Sports will air the game on radio across the country. **John Sadak** (play-by-play) and **Jason Taylor** (analyst) will call the action, with **Scott Graham** hosting the pregame and halftime shows.
- ▶ The broadcast is also available on Sirius Satellite Radio (WTMJ feed) as part of the network's NFL Sunday Drive.
- ▶ DIRECTV subscribers can watch the game on channel 711.

REGULAR SEASON

Date	Opponent	Time (CT)	TV
Sun., Sept. 11	at Jacksonville Jaguars	12 p.m.	FOX
Sun., Sept. 18	at Minnesota Vikings	7:30 p.m.	NBC
Sun., Sept. 25	DETROIT LIONS	12 p.m.	FOX
Sun., Oct. 2	BYE		
Sun., Oct. 9	NEW YORK GIANTS (Gold Pkg.)	*7:30 p.m.	NBC
Sun., Oct. 16	DALLAS COWBOYS	*3:25 p.m.	FOX
Thu., Oct. 20	CHICAGO BEARS	7:25 p.m.	CBS/NFLN/Twitter
Sun., Oct. 30	at Atlanta Falcons	*12 p.m.	FOX
Sun., Nov. 6	INDIANAPOLIS COLTS (Gold Pkg.)	*3:25 p.m.	CBS
Sun., Nov. 13	at Tennessee Titans	*12 p.m.	FOX
Sun., Nov. 20	at Washington Redskins	*7:30 p.m.	NBC
Mon., Nov. 28	at Philadelphia Eagles	7:30 p.m.	ESPN
Sun., Dec. 4	HOUSTON TEXANS	*12 p.m.	CBS
Sun., Dec. 11	SEATTLE SEAHAWKS	*3:25 p.m.	FOX
Sun., Dec. 18	at Chicago Bears	*12 p.m.	FOX
Sat., Dec. 24	MINNESOTA VIKINGS	12 p.m.	FOX
Sun., Jan. 1	at Detroit Lions	*12 p.m.	FOX

*—Start time and broadcast may shift due to NFL flexible scheduling

NFL POSTSEASON DATES

Jan. 7-8	AFC and NFC Wild Card Playoffs
Jan. 14-15	AFC and NFC Divisional Playoffs
Jan. 22	AFC and NFC Championship Games
Jan. 29	Pro Bowl, Aloha Stadium, Honolulu, Hawaii
Feb. 5	Super Bowl LI, NRG Stadium, Houston, Texas





PACKERS AT JAGUARS - WEEK 1

SEPTEMBER STARTS

Under Head Coach **Mike McCarthy**, Green Bay has been one of the most successful teams in the league early in the season.

► In 2015, Green Bay went 3-0 in September, marking the third time under McCarthy that the Packers finished the month undefeated (4-0 in 2007 and 3-0 in 2011).

► The Packers finished the month of September among the NFL's best in 2015:

- Passer rating (1st, 135.4)
- Passing touchdowns (1st, 10)
- Turnovers (T-1st, 1)
- Passing plays of 25-plus yards (3rd, 9)
- Points per game (4th, 32.0)
- Rushes of 10-plus yards (T-4th, 12)
- Completion percentage (5th, 73.6)
- Touchdowns scored (T-5th, 11)
- Rushing yards per game (9th, 127.7)

► Since McCarthy took over in 2006, the Packers have a 22-12 (.647) mark in the month of September. Green Bay's 22 wins are tied for **No. 1 in the NFC and No. 3 in the NFL**:

Team	September Wins (2006-15)
1. New England	24
2. Denver	23
3t. Green Bay	22
3t. Baltimore	22
3t. Dallas	22
6. Arizona	21
7t. Four teams	20

► In the month of September under McCarthy (2006-15), the Packers rank at or near the top of the NFL in the following offensive categories:

- Passer rating (1st, 102.2)
- Passing touchdowns (1st, 72)
- Touchdowns (1st, 106)
- Touchdown/interception ratio (1st, 3.79, 72/19)
- Points per game (2nd, 26.4)
- Completion percentage (3rd, 66.0)
- Completions (4th, 805)
- Gross passing yards (6th, 9,346)

► In 2015, QB **Aaron Rodgers** recorded a passer rating of 135.4 in the month of September. Dating back to 1970, it ranks **No. 5 among NFL quarterbacks** in the month of September (min. 40 pass attempts).

► From 2008-15, Rodgers was one of four quarterbacks in the NFL with a passer rating of 100-plus in the month of September (min. 100 att.).

Quarterback	Passer Rating in Sept.
1. Peyton Manning, IND/DEN	105.5
2. Aaron Rodgers, GB	104.8
3. Drew Brees, NO	101.1
4. Philip Rivers, SD	100.3

► Since becoming a full-time starter in 2008, Rodgers ranks in the top five in the month of September in numerous passing categories:

Passing Category	Total	Rank
Touchdown/Interception Ratio	4.07	2
Passing Touchdowns	57	2
Touchdown Percentage	6.2	3
Passing Yards	7,242	5
Completion Percentage	67.0	5
25-plus-yard pass plays	58	5

PACKERS IN SEASON OPENERS

Below are Packers players' single-game highs in season openers:

QB Aaron Rodgers

Comp.	*30	SF, 9/9/12
Att.	44	SF, 9/9/12
Com.%	81.8	MIN, 9/8/08
Passing Yds.	**333	at SF, 9/8/13
TD Passes	3	three times, most recently, at CHI, 9/13/15
Passer Rtg.	140.5	at CHI, 9/13/15
Yards/Att.	9.0	at SF, 9/8/13

*most by a Packers player, dating back to 1960

**tied with Brett Favre and Lynn Dickey for most by a Packers player.

WR Randall Cobb

Rec.	9	SF, 9/9/12
Rec. Yds.	108	at SF, 9/8/13
Yards/Rec.	17.5	NO, 9/8/11 (2-35)
Rec. TDs	1	four times, most recently, at CHI, 9/13/15
KR TDs	1	NO, 9/8/11 (108 yards)
PR TDs	1	SF, 9/9/12 (75 yards)

WR Jordy Nelson

Rec.	7	at SF, 9/8/13
Rec. Yds.	130	at SF, 9/8/13
Yards/Rec.	18.6	at SF, 9/8/13 (7-130)
Rec. TDs	1	twice, most recently, at SF, 9/8/13

LB Clay Matthews

Sacks	*3	at PHI, 9/12/10
Tackles	10	twice, most recently, at CHI, 9/13/15
Solo Tackles	8	three times, most recently, at CHI, 9/13/15
Forced Fumbles	1	twice, most recently at SEA, 9/4/14
*tied Kabeer Gbaja-Biamila for most by a Packers player since 1982		

LB Julius Peppers

Sacks	1.5	at CHI, 9/13/15
Tackles	8	GB, 9/13/04
Solo Tackles	6	GB, 9/13/04
Forced Fumbles	1	three times, most recently, DET, 9/12/10
Fumble Recoveries	1	three times, most recently, IND, 9/9/12

K Mason Crosby

FG Made	3	PHI, 9/9/07
XP Made	6	NO, 9/8/11
Points	10	PHI, 9/9/07



THE DOPE ON THIS WEEK'S OPPONENT:

Packers vs. Jaguars:

All-time, Regular season:

3-2-0

All-time, Postseason:

0-0

All-time, in Jacksonville:

2-1-0

Streaks: The Packers won the last regular-season meeting and four of the first five games in the series.

Last meeting, regular season:

Oct. 28, 2012; Packers won, 24-15, Lambeau Field



COACHES CAPSULES

Mike McCarthy: 112-62-1, .643 (incl. 8-7 postseason); 11th NFL season

Gus Bradley: 12-36-0, .250; 4th NFL season

Head to Head: McCarthy 1-0

vs. Opponent: McCarthy 1-1 vs. Jaguars; Bradley 0-1 vs. Packers

MIKE MCCARTHY...Is in his 11th year as the Packers' 14th head coach.

- ▶ Joined Vince Lombardi and Mike Holmgren as the only coaches to guide the Packers to a Super Bowl title with a win over Pittsburgh in Super Bowl XLV.
- ▶ Led the Packers to their seventh consecutive playoff appearance last season, joining New England as the only two NFL teams to do so over that span. Has also led the team to eight playoff appearances in the last nine years (2007, 2009-15).
- ▶ Guided the Packers to top-10 finishes in scoring in eight straight seasons (2007-14), joining the Patriots as the only other team to accomplish the feat over that time; Packers finished first overall in scoring in 2014.
- ▶ His .653 winning percentage during the regular season (94-55-1) ranks No. 2 among active NFL head coaches (min. 50 games).
- ▶ Was named Packers head coach on Jan. 12, 2006, his first head-coaching job after 13 years as an NFL assistant.

GUS BRADLEY...Is in his fifth year as the Jaguars' 4th head coach.

- ▶ Since taking over as head coach in 2012, has overseen LB Paul Posluszny net 378 solo tackles, the second most in the NFL over that span and the only player in the top five that has played less than 60 games (52).
- ▶ Directed Jacksonville to be one of two defenses with four safeties and 59-plus forced fumbles since 2012 (New England).
- ▶ Despite a defensive background, inherited the No. 32 offense and guided them to be the No. 18 offensive unit in 2015.
- ▶ Coordinated the Seattle defense in 2011 to a top-10 finish for just the sixth time in franchise history and first in over 10 years.
- ▶ Coached Hall of Fame LB Derrick Brooks to two Pro Bowls as the linebackers coach in Tampa Bay (2007-08).

THE PACKERS-JAGUARS SERIES

- ▶ Green Bay began the series with a 24-14 win in the first-ever matchup between the two teams in 1995.
- ▶ After the Packers won the second matchup in 2000, the Jaguars were victorious in two straight games to even the series at 2-2.
- ▶ In 2012, the Packers defeated the Jaguars, 24-15, in Gus Bradley's eighth game as head coach.
- ▶ Jacksonville's second win came on a fourth-quarter game-winning drive capped by a 2-yard TD run by RB Maurice Jones-Drew.
- ▶ Packers WRs Bill Schroeder (106) and Antonio Freeman (104) each had 100-plus receiving yards in Green Bay's win in 2001.

NOTABLE CONNECTIONS

Packers defensive coordinator Dom Capers held the same position in Jacksonville from 1999-2000...Packers offensive coordinator Edgar Bennett was born in Jacksonville and attended Robert E. Lee High School and Florida State...Packers LS Brett Goode and S Chris Banjo entered the league as undrafted rookie free agents with Jacksonville...Jaguars defensive assistant Monte Kiffin was Green Bay's linebackers coach in 1983... Jacksonville CB Davon House was a fourth-round pick of the Packers in 2011, playing in Green Bay from 2011-14...Jaguars P Brad Nortman is from Brookfield, Wis., played at Wisconsin from 2008-11 and ranked fourth in school history in punting average...Packers DT Letroy Guion is from Starke, Fla., and played at Florida State...Green Bay CB Damarious Randall is from Pensacola, Fla. ...Packers S Ha Ha Clinton-Dix grew up in Orlando, Fla. ...Green Bay associate head coach/linebackers Winston Moss is from Miami...Packers CB Sam Shields played at Miami and is from Sarasota, Fla. ...Jacksonville offensive assistant Chris O'Hara coached Packers CB LaDarius Gunter at Miami when he was a defensive assistant for the Hurricanes...Gunter played at Miami with Jaguars WR Allen Hurns and with G Brandon Linder from 2012-13...Jaguars linebackers coach Robert Saleh was on Capers' staff in Houston in 2005 when Capers was the Texans' first head coach...Packers TE Jared Cook played in Tennessee for four seasons (2009-12) with Jacksonville DT Sen'Derrick Marks...Packers head coach Mike McCarthy was colleagues with Jaguars wide receivers coach Jerry Sullivan with the 49ers in 2005... Sullivan's son, Jon-Eric, is the Packers director of college scouting... Jacksonville running backs coach Kelly Skipper coached in Oakland from 2007-08 with Green Bay secondary-safeties coach Darren Perry... Packers quarterbacks coach Alex Van Pelt worked with Jaguars offensive coordinator Greg Olson (2010-11) and defensive coordinator Todd Wash (2010) in Tampa Bay...Van Pelt also was a colleague of Jacksonville quarterbacks coach Nathaniel Hackett in Buffalo from 2008-09...While with the Buccaneers, Packers defensive quality control Ejiro Evero coached with Jaguars head coach Gus Bradley (2007-08), Olson (2008-09), Wash (2007-09), Hackett (2007) and Kiffin (2007-08)...Evero coached Jaguars DT Roy Miller in Tampa Bay in 2009 and LB Dan Skuta in San Francisco in 2014...Green Bay tight ends coach Brian Angelichio coached in Tampa Bay with Jacksonville defensive quality control Dan Shamash from 2012-13...Jaguars special teams coordinator Mike Mallory was on the staff of special teams coordinator Ron Zook in 2005 when Zook was the head coach at Illinois...Green Bay RB Eddie Lacy played at Alabama with Jacksonville LS Carson Tinker (2011-12) and RB T.J. Yeldon (2012)... Clinton-Dix was also Alabama teammates with Tinker (2011-12) and Yeldon (2012-13)...Jaguars LB Myles Jack was teammates of Packers QB Brett Hundley (2013-14) and DT Kenny Clark (2013-15) at UCLA...Green Bay LB Nick Perry was coached by Kiffin at Southern California from 2010-11 and also played with Jaguars WR Marqise Lee and LB Hayes Pullard in 2011...Jacksonville defensive backs coach DeWayne Walker was UCLA's defensive coordinator when he coached Green Bay DE/LB Datone Jones...Jones was also coached by Jaguars defensive assistant Mike Rutenberg at UCLA in 2008...Jaguars WR Bryan Walters played at Cornell with Packers C/G JC Tretter in 2009...Packers LB Jake Ryan was Michigan teammates with Jacksonville G Patrick Omameh (2011), RB Denard Robinson (2011-12) and S Jarrod Wilson (2012-14)...Banjo and Jaguars OT Kelvin Beachum played at Southern Methodist from 2008-11... Packers FB Aaron Ripkowski played with Jacksonville CB Aaron Colvin at Oklahoma for three seasons (2011-13).

LAST MEETING, REGULAR SEASON

Oct. 28, 2012, Lambeau Field, Packers won, 24-15

- ▶ WR Randall Cobb caught a 5-yard TD pass from QB Aaron Rodgers in the first quarter to take a lead that would not be relinquished.
- ▶ LB Dezman Moses fell on a blocked punt by CB Davon House for a TD



PACKERS AT JAGUARS - WEEK 1

MAKING GAINS

Green Bay registered 13 offensive touchdowns of 20-plus yards during the 2015 regular season, **tied for No. 7 in the NFL**:

Team	Offensive TDs of 20-Plus Yards
1. Buffalo	24
2. Seattle	19
3. New York Giants	17
4. Oakland	16
5. Arizona	15
6. Philadelphia	14
7t. Green Bay	13
7t. New Orleans	13

► Green Bay finished the 2015 regular season **tied for No. 2 in the NFL** with 39 pass plays of 25-plus yards:

Player	Pass Plays of 25-Plus Yards
1. Pittsburgh	43
2t. Green Bay	39
2t. Jacksonville	39
2t. New England	39
5t. New Orleans	37
5t. San Francisco	37

► QB **Aaron Rodgers** completed a 61-yard touchdown pass to TE **Richard Rodgers** that gave Green Bay a win over Detroit in Week 13. It was the second-longest come-from-behind game-ending touchdown in the fourth quarter from scrimmage in NFL history behind only QB Earl Morrall's 65-yard touchdown pass for Detroit against Baltimore in 1960.

► Since the start of 2013, the Packers are **No. 2 in the league** in pass plays of 25-plus yards during the regular season:

Team	Pass Plays of 25-Plus Yards
1. Pittsburgh	118
2. Green Bay	117
3. Denver	116
4. Philadelphia	109

► RB **James Starks** recorded a career-best 65-yard touchdown run against San Diego in Week 6, the longest TD run by a Packer since RB DeShawn Wynn's 73-yard TD vs. DET on Dec. 28, 2008.

► Starks **tied for No. 1 in the NFL** among running backs with four receptions of 25-plus yards.

► Green Bay's big-play ability also involved special teams during the regular season. WR **Jeff Janis** recorded two kickoff returns of 60-plus yards (64, 70) in four attempts over a two-game span (Weeks 11-12). He became the first Packer to post a kickoff return of 60-plus yards in back-to-back games since WR Robert Brooks in 1993 (Oct. 3-Oct. 10).

► According to the Elias Sports Bureau, Janis was the first NFL player since Houston Oilers CB Willie Tullis in 1981 to have two kickoff returns of 60-plus yards in his first four career attempts.

DEFENSIVE STRENGTH

Green Bay's defense was a key reason why the Packers won 10 games and made the playoffs last season.

► The Packers held 10 opponents to 20 points or less, **tied for No. 3 in the NFL** during the 2015 regular season:

Team	Games Allowing 20 Or Fewer Points
1t. Kansas City	12
1t. Minnesota	12
3t. Green Bay	10
3t. Arizona	10
3t. Cincinnati	10
3t. Denver	10
3t. Pittsburgh	10

► Green Bay's 10 games allowing 20 points or less in 2015 were the most by the team in a single season since recording 10 in 2012.

► Green Bay gave up 20.2 points per game during the 2015 regular season, **No. 12 in the NFL** and the lowest since giving up 15.0 points per game in 2010.

► The Packers ranked **No. 5 in the NFL** in sacks per pass attempt last season:

Team	Sacks/Pass Attempt
1. Denver	9.08%
2. New England	8.22%
3. Houston	8.14%
4. Detroit	7.95%
5. Green Bay	7.80%

► In Week 10, the Packers held the Lions to 45 yards on 26 carries (1.7 avg.), the fewest rushing yards the Packers have allowed to an opponent on 25-plus attempts since the Miami Dolphins rushed for 37 yards on 25 carries (1.5 avg.) on Sept. 22, 1991.

► Green Bay recorded three games with six-plus sacks in the 2015 regular season, which tied a single-season franchise record (1966, 1978, 1991), since team sacks were first recorded in 1963.

► The Packers' three games with six-plus sacks led the NFL in 2015:

Team	Games With Six-Plus Sacks
1. Green Bay	3
2t. Cleveland	2
2t. Detroit	2
2t. Houston	2
2t. Kansas City	2
2t. New England	2
2t. Pittsburgh	2

► Under defensive coordinator **Dom Capers** (2009-present) Green Bay has registered six-plus sacks in 10 games, tied with St. Louis for the most in the NFL over that span.



PACKERS AT JAGUARS - WEEK 1

QUICK OUT OF THE GATE

Green Bay started games fast during the 2015 regular season, scoring touchdowns in the first quarter in nine games.

- ▶ The Packers scored 13 touchdowns in the first quarter in 2015, **tied for No. 2 in the NFL** (Washington, 13 / New Orleans, 16).
- ▶ Early last season, the Packers wrapped up a streak of scoring in the first quarter in 22 straight regular-season games, an NFL record (Game 1 of 2014 - Game 6 of 2015). The next longest was 17 by the Chicago Bears (1983-84) and Pittsburgh Steelers (2004-05).
- ▶ During the 2015 regular season, Green Bay averaged 6.6 points in the first quarter, **No. 2 in the NFL**.

Team	Points Per Game/First Quarter
1. New Orleans	7.6
2. Green Bay	6.6
3. Washington	6.4
4. Carolina	6.2
5. Kansas City	5.9

- ▶ Green Bay scored points in the first quarter in 12 games during the regular season, **tied for No. 4 in the NFL in 2015 and tied for No. 2 among Packers teams since 2000**:

Year	Games Scoring Points in the First Quarter
1. 2014	16
2t. 2015	12
2t. 2011	12
2t. 2009	12

- ▶ The Packers had a plus-61 first-quarter point differential during the 2015 regular season, **No. 1 in the NFL**:

Team	First-Quarter Point Differential (2015)
1. Green Bay	plus-61
2t. Cincinnati	plus-53
2t. New England	plus-53
2t. New Orleans	plus-53
5. Detroit	plus-49

- ▶ Dating back to 2014, the Packers have outscored their opponents, 161-30, in the first quarter at Lambeau Field.
- ▶ In 2014, Green Bay scored 89 unanswered points at home in the first quarter from the Week 2 game vs. the N.Y. Jets through Week 14 vs. Atlanta. It was the most consecutive points scored at home in the first quarter since the Miami Dolphins scored 93 straight in the 1978-79 seasons.
- ▶ The Packers scored 106 points in the first quarter during the 2015 regular season, **No. 5 by Green Bay teams since 1990**:

Season	First-Quarter Points
1. 2014	151
2. 2011	132
3. 2009	115
4. 1998	107
5. 2015	106
6. 2003	103

- ▶ Packers QB **Aaron Rodgers** ranked among the best in the league in touchdowns and touchdown percentage in the first quarter of games this season (min. 75 att.):

Player	Passing Touchdowns
1. Drew Brees, NO	11
2. Kirk Cousins, WAS	10
3t. Aaron Rodgers, GB	9
3t. Matthew Stafford, DET	9

Player	Touchdown Percentage
1. Kirk Cousins, WAS	8.1
2. Matthew Stafford, DET	8.0
3. Drew Brees, NO	8.0
4. Aaron Rodgers, GB	6.8
5. Andy Dalton, CIN	6.5

- ▶ Dating back to 1991, Rodgers' nine first-quarter passing touchdowns in the 2015 regular season **tied for No. 5 among Packers' quarterbacks** in a single season:

Player	Passing Touchdowns
1. Aaron Rodgers, 2011	11
2t. Aaron Rodgers, 2014	10
2t. Brett Favre, 1998	10
2t. Brett Favre, 1995	10
5t. Aaron Rodgers, 2015	9
5t. Aaron Rodgers, 2012	9

- ▶ Rodgers threw one or more touchdowns in the first half in 10 games during the 2015 regular season.
- ▶ Rodgers has thrown 38 touchdowns and three interceptions in the first half since the start of the 2014 regular season.
- ▶ Green Bay's 151 first-quarter points during the 2014 regular season were the **most in the NFL in a single season**, dating back to 1991.

Team	First-Quarter Points
1. Green Bay, 2014	151
2. Denver, 1998	144
3. St. Louis, 2001	140

- ▶ Dating back to 1991, Green Bay's average of 19.4 points in the first half of games in 2014 was the second-best recorded in a single season:

Season	First-Half Points Per Game (Since 1991)
1. New England, 2007	20.8
2. Green Bay, 2014	19.4
3. St. Louis, 2001	19.1

- ▶ Dating back to 2006, the Packers have recorded three of the top six single-season first-half point totals in the NFL:

Team	First-Half Points
1. New England, 2007	333
2. Green Bay, 2014	310
3. New England, 2012	290
4. Denver, 2013	288
5. Green Bay, 2011	286
6. Green Bay, 2009	269



PACKERS AT JAGUARS - WEEK 1

NOT IN A GIVING MOOD

The Packers turned the ball over just 17 times during the 2015 regular season, the fifth fewest in franchise history.

►The five best giveaway seasons in franchise history have come under Head Coach **Mike McCarthy's** direction:

<u>Season</u>	<u>Giveaways</u>
1. 2014	13
2. 2011	14
3t. 2012	16
3t. 2009	16
5. 2015	17
6. 1972	19

►In the 2015 regular season, Green Bay **tied for No. 4 in turnovers in the NFL**. A look at Green Bay's giveaway totals each season since 2006 and where that ranked in the NFL:

<u>Season</u>	<u>Giveaways/Ranking</u>
2006	33 (26th)
2007	24 (t-7th)
2008	21 (t-8th)
2009	16 (1st)
2010	22 (10th)
2011	14 (2nd)
2012	16 (t-2nd)
2013	25 (t-15th)
2014	13 (t-1st)
2015	17 (t-4th)

►Green Bay's 123 turnovers in regular-season games since 2009 are **No. 2 in the NFL**:

<u>Team</u>	<u>Total Giveaways Since 2009</u>
1. New England	112
2. Green Bay	123
3. San Francisco	130

►The Packers did not turn the ball over in eight regular-season games in 2015, **tied for No. 1 in the NFL**:

<u>Team</u>	<u>Zero-Turnover Games (2015)</u>
1t. Green Bay	8
1t. Kansas City	8
3. San Francisco	7

►Green Bay's eight zero-turnover games during the 2015 regular season tied for No. 1 in franchise history (since 1933):

<u>Year</u>	<u>Zero-Turnover Games</u>
1t. 2015	8
1t. 2009	8
3. 2014	7

►Green Bay did not turn the ball over in seven games in 2014, **tied for No. 2 in the NFL** (New England-eight, Seattle-seven). For the first time in team history (since 1933), the Packers did not turn the ball over in four straight games in a single season (Weeks 11-14, 2014).

►The Packers' eight zero-turnover games in 2015 and in 2009 are tied for the fourth most in a single regular season in NFL history:

<u>Year</u>	<u>Zero-Turnover Games</u>
1. New England, 2010	11
2t. New York Giants, 2008	9
2t. Pittsburgh, 1994	9
4t. Green Bay, 2015	8
4t. Green Bay, 2009	8
4t. Dallas, 1998	8
4t. Kansas City, 2015	8
4t. New England, 2014	8
4t. New England, 2011	8
4t. Pittsburgh, 2001	8
4t. Seattle, 2005	8

►Green Bay has registered 41 zero-turnover games since 2009, which is **tied for No. 2 in the NFL** over that span:

<u>Team</u>	<u>Zero-Turnover Games Since 2009</u>
1. New England	44
2t. Green Bay	41
2t. San Francisco	41
4. Kansas City	37

►Green Bay is 76-21-1 (.781) in the regular season under McCarthy when it doesn't have a giveaway or turns it over just once. A look at the Packers' record by the number of giveaways they have in a game since 2006:

<u>Giveaways In Game</u>	<u>GB Record Since 2006</u>
None	43-7-1 (.853)
One	33-14 (.702)
Two	22-19 (.537)
Three-plus	6-15 (.286)

PROLIFIC PACKERS

Dating back to 2010, Green Bay has been one of the most productive offenses in the NFL.

►The Packers rank **No. 2 in the NFL** in points per game (27.6), 30-point games (40) and 40-point games (15) over that span.

►A look at Green Bay's regular-season record **since 2006** by point total:

<u>Points Scored</u>	<u>GB Record Since 2006</u>
30-plus	60-5 (.923)
21-29	33-18-1 (.644)
11-20	8-19 (.296)
10 or less	3-12 (.200)



PACKERS AT JAGUARS - WEEK 1

DIFFERENTIAL MAKES A DIFFERENCE

Green Bay finished in the top 10 in the league in turnover differential in six consecutive seasons (2007-12), the only team in the NFL to accomplish that feat over that span.

► Green Bay **tied for No. 10 in the league** last season in turnover differential:

Team	Turnover Margin (2015)
1. Carolina	plus-20
2. Kansas City	plus-14
3. Arizona	plus-9
4. Cincinnati	plus-11
5t. New England	plus-7
5t. New York Giants	plus-7
5t. Seattle	plus-7
8t. Buffalo	plus-6
8t. New York Jets	plus-6
10t. Green Bay , four others	plus-5

► Since the start of the 2014 regular season, the Packers have a plus-19 turnover differential, **tied for No. 2 in the NFL**:

Team	Turnover Margin
1. Carolina	plus-23
2t. Green Bay	plus-19
2t. New England	plus-19
4t. Arizona	plus-17
4t. Houston	plus-17
4t. Seattle	plus-17

► A look at where Green Bay ranks in the category since 2009:

Team	Turnover Margin (Since 2009)
1. New England	plus-104
2. Green Bay	plus-81
3. San Francisco	plus-59

► Green Bay has won or come out even in the turnover battle in 65 of its last 81 regular-season games.

► During the **Mike McCarthy** era (2006-present) the Packers rank **No. 2 in the NFL** in turnover margin:

Team	Turnover Margin
1. New England	plus-129
2. Green Bay	plus-92
3t. Atlanta	plus-36
3t. Carolina	plus-36
3t. Seattle	plus-36

► Green Bay ranked **No. 2 in the league** in 2011 with a plus-24 turnover differential, trailing only San Francisco (plus-28). That mark was tied for No. 2 in franchise history. Two of the top five ratios have come under McCarthy:

Season	Turnover Margin
1. 1943	plus-26
2t. 1941	plus-24
2t. 1965	plus-24
2t. 2009	plus-24
2t. 2011	plus-24

► During McCarthy's tenure, the Packers have a 74-10-1 (.876) regular-season record when they come out ahead in the game in turnover ratio:

Turnover Margin	GB Record Since 2006
minus-3 or worse	0-2 (.000)
minus-2	2-13 (.133)
minus-1	8-17 (.320)
even	20-13 (.606)
plus-1	38-6-1 (.856)
plus-2	17-2 (.895)
plus-3 or better	19-2 (.905)

BREAKING DOWN THE ROSTER

The Packers have a 53-man roster that is composed of 25 offensive players, 25 defensive players and three specialists.

► Of the 53 players on the roster, 47 began their pro careers with the Packers (88.7 percent) and 35 of them (66.0 percent) were draft picks of the Packers. Dating back to 2009, Green Bay has selected nine players in the first round, seven of which are still on the team.

► Green Bay has 15 players on the roster that began their careers as undrafted free agents, with 12 of those originally signed by Green Bay.

► Five 2016 undrafted rookie free agents made the 53-man roster (as of Sept. 6), four who were originally signed by Green Bay (S Kentrell Brice, QB Joe Callahan, S Marwin Evans, CB Josh Hawkins) and one who was claimed off of waivers (RB Jhurrell Pressley).

► 39.6 percent of the players (21 of 53) on Green Bay's roster entered the league as a sixth-round or seventh-round pick or as an undrafted player.

► The Packers have five players on the roster that played in the NFL prior to the 2009 season. Three of those players were draft picks of the Packers (QB Aaron Rodgers, K Mason Crosby and WR Jordy Nelson) and two have made at least one Pro Bowl.

► Only 20 of the 53 players on the roster (37.7 percent) were selected in the first three rounds of the draft, with 18 being drafted by the Packers.

► Of the 53 players on the roster, 44 of them (83.0 percent) are 28 years old or younger (as of Sept. 11) and 25 players (47.2 percent) are 24 years old or younger.

GREEN BAY'S ROSTER ...

BY AGE (as of Sept. 11)

20-24	25 players
25-28	19 players
29-32	8 players
33-plus	1 players

BY EXPERIENCE

R-1	13 players
2-3	17 players
4-5	9 players
6-9	11 players
10-plus	3 players

BY DRAFT ROUND

1st	9 players
2nd/3rd	11 players
4th/5th	12 players
6th/7th	6 players
Undrafted	15 players



PACKERS AT JAGUARS - WEEK 1

TAKE IT AWAY NOW

A key component to a good defense is forcing turnovers. It has been a focal point of the Packers defense for years and it continued in 2015.

- ▶ Green Bay had 22 takeaways during the 2015 regular season, recording at least one in 15 of 16 games.
- ▶ The Packers were one of three teams to register one or more takeaways in a league-best 15 games last season (Carolina, Cincinnati).
- ▶ Including playoffs, the Packers have recorded one or more takeaways in 40 of the last 42 games.
- ▶ Dating back to 2014, the Packers are **tied for No. 4 in the NFL** in takeaways during the regular and postseason:

<u>Team</u>	<u>Takeaways (Since 2014)</u>
1. Carolina	70
2. Arizona	62
3. Houston	60
4. Green Bay	58
5. Cincinnati	57
6. Pittsburgh	56
7t. Buffalo	55
7t. Denver	55
7t. Seattle	55
10t. Indianapolis	54
10t. New York Giants	54
10t. Philadelphia	54

- ▶ Under the guidance of defensive coordinator Dom Capers, the Packers have forced 204 turnovers during the regular season, **No. 5 in the NFL since 2009**:

<u>Team</u>	<u>Takeaways (Since 2009)</u>
1. New England	216
2. New York Giants	212
3. Carolina	208
4. Chicago	207
5. Green Bay	204

- ▶ Green Bay recorded four interceptions in a Week 5 victory over the St. Louis Rams (2015), the Packers' first four-interception game since Sept. 13, 2012, vs. Chicago.
- ▶ The Packers registered 16 interceptions during the 2015 regular season, **No. 9 in the NFL**.
- ▶ Rookie CBs **Damarious Randall** and **Quinten Rollins** each returned an INT for a touchdown during the 2015 regular season, marking the first time the Packers had two rookies/first-year players post INT returns for TDs in the same season since 1921 (Nate Abrams, Billy DuMoe).
- ▶ The Packers have a **66-18 record** (.786) when they record **at least two takeaways** in a game under Head Coach **Mike McCarthy**. A look at the Packers' record by the number of takeaways since 2006:

<u>Takeaways In Game</u>	<u>GB Record Since 2006</u>
None	4-16 (.200)
One	34-21-1 (.616)
Two	30-11 (.732)
Three-plus	36-7 (.837)

TAKING CARE OF THE BALL

Since taking over as the starter in 2008, QB **Aaron Rodgers** has been one of the best in the league when it comes to limiting interceptions. He threw eight during the 2015 regular season (**tied for No. 6 in the NFL**, min. 300 att.) and **ranked No. 1 in the NFL** during the 2014 regular season with five interceptions, the third fewest in a single regular season (min. 250 att.) in Packers history.

- ▶ Rodgers finished the 2014 regular season with the fewest interceptions of his career since taking over as the starter in 2008:

<u>Year</u>	<u>Interceptions</u>	<u>GP</u>
1. 2014	5	16
2t. 2011	6	15
2t. 2013	6	9

- ▶ Rodgers set NFL records with 494 pass attempts and 44 touchdown passes (586 and 49 including playoffs) at home without an interception. The streak lasted from Dec. 2, 2012, to Oct. 11, 2015.
- ▶ Rodgers posted six consecutive zero-interception games during the 2014 regular season (Weeks 2-7), matching Bart Starr's franchise record of six (min. 15 attempts a game) set in 1964.
- ▶ Rodgers (four, 2014), along with Patriots QB Tom Brady (four, 2007) and Seahawks QB Russell Wilson (five, 2015) are the only players in NFL history to register four or more consecutive three-touchdown/zero-interception games in a single season. His eight overall in 2014 also tied Brady (2007) for the most during a single regular season.
- ▶ Rodgers ranks **No. 1 in NFL history** in career INT percentage (min. 1,500 attempts):

<u>Quarterback</u>	<u>Career INT Pct.</u>
1. Aaron Rodgers, GB	1.6
2. Tom Brady, NE	1.9

- ▶ Rodgers also ranks **No. 1 in league annals** in career TD/INT ratio:

<u>Quarterback</u>	<u>TD/INT Ratio</u>
1. Aaron Rodgers, GB	3.95 (257/65)
2. Russell Wilson, SEA	3.12 (106/34)

- ▶ Rodgers holds three of the four lowest interception-percentage marks (min. 200 attempts) in a season in team history:

<u>Quarterback</u>	<u>Season INT Pct.</u>
1. Aaron Rodgers, 2014	0.96 (5 INTs, 520 att.)
2t. Aaron Rodgers, 2011	1.20 (6 INTs, 502 att.)
2t. Bart Starr, 1966	1.20 (3 INTs, 251 att.)
4. Aaron Rodgers, 2009	1.29 (7 INTs, 541 att.)

- ▶ Rodgers leads the NFL with 69 zero-INT games (min. 15 att.) since 2008:

<u>Quarterback</u>	<u>Zero-INT Games</u>
1. Aaron Rodgers, GB	69
2. Tom Brady, NE	64

- ▶ In Week 5, Rodgers finished a streak of 197 consecutive passes without an interception, the **fourth-longest streak** in franchise history:

<u>Quarterback</u>	<u>Cons. Att. W/O An INT</u>
1. Bart Starr, 1964-65	294
2. Aaron Rodgers, 2014	212
3. Aaron Rodgers, 2014	202
4. Aaron Rodgers, 2014-15	197



PACKERS AT JAGUARS - WEEK 1

AT THE HELM

Having led Green Bay to the playoffs in eight of his 10 seasons as head coach, **Mike McCarthy** is joined by Vince Lombardi and Mike Holmgren as the only coaches to guide the Packers to a Super Bowl win with a victory over Pittsburgh in Super Bowl XLV.

► McCarthy guided the Packers to a franchise-record fourth consecutive division title in 2014.

► With a win at Tampa Bay in Week 16 of the 2014 season, McCarthy passed Lombardi for the No. 2 spot in team history as far as overall victories:

Coach	Overall Wins
1. Curly Lambeau, 1921-49	212
2. Mike McCarthy, 2006-15	112
3. Vince Lombardi, 1959-67	98
4. Mike Holmgren, 1992-98	84

► The 112 overall wins are the most in the NFC and the third most in the NFL since 2006 (NE 135 and IND 112). McCarthy reached 100 career wins (including playoffs) in just his 155th game. He was the fastest to reach 100 wins in the NFL since George Seifert in 1996 (132 games).

► McCarthy reached 100 overall wins faster than any active NFL coach:

Coach	Games Needed For 100 Overall Wins
1. Mike McCarthy, GB	155
2. Andy Reid, PHI/KC	165
3. Bill Belichick, CLE/NE	172

► McCarthy recorded his third regular season with 12-plus wins in 2014 (2007, 2011), passing Curly Lambeau (1929, 1931), Lombardi (1962, 1966), Holmgren (1996-97) and Mike Sherman (2001-02) for the most by a coach in franchise history.

► McCarthy has guided the Packers to five seasons with 11-plus wins (2007, 2009, 2011-12, 2014), passing Lombardi (1961-63, 1966) and Holmgren (1995-98) for the **most by a coach in franchise history**.

► McCarthy's seven regular seasons with 10-plus wins are a franchise record (since 1921).

► In Week 12 of the 2014 season, McCarthy registered his 90th career regular-season win, passing Lombardi (89) for the second most in franchise history (Lambeau, 209).

► McCarthy joined Pittsburgh's Bill Cowher (2005) as the only Super Bowl-winning coaches to lead their respective teams to three road wins as the No. 6 seed in the postseason en route to a world title.

► Including playoffs, McCarthy has a 112-62-1 record since taking over as head coach in 2006, a .643 winning percentage that ranks **No. 2 among current NFL head coaches** (minimum 75 games):

Coach	Winning Pct.
1. Bill Belichick, CLE/NE	.668 (246-122)
2. Mike McCarthy, GB	.643 (112-62-1)
3. Mike Tomlin, PIT	.632 (98-57)

► McCarthy coached in his 134th game in Week 13 at Detroit in 2013 (including playoffs), moving him past Bart Starr for No. 2 in team history:

Coach	Overall Games
1. Curly Lambeau, 1921-49	339
2. Mike McCarthy, 2006-14	175
3. Bart Starr, 1975-83	133

► In the Week 6 victory over the San Diego Chargers, McCarthy earned the 100th regular-season win of his career in just his 150th game, making him the seventh-fastest coach in NFL history and the fastest current NFL coach to reach the 100-win plateau:

Coach (Current)	Games Needed For 100 Regular-Season Wins
1. Mike McCarthy, GB	150
2. Andy Reid, PHI/KC	164
3. Bill Belichick, CLE/NE	177
4. John Fox, CAR/DEN	182
5. Tom Coughlin, JAX/NYG	186

► Since McCarthy took over in 2006, the Packers rank **No. 2 in the NFL** in regular-season winning percentage:

Team	Winning Pct.
1. New England	.775 (124-36)
2. Green Bay	.653 (104-55-1)
3. Indianapolis	.650 (104-56)

WINNING WAYS

With a win in Week 15 at Chicago in 2012, Green Bay posted its fourth straight 10-win season, tying a franchise record that was done three other times in club annals (1929-32, 1995-98, 2001-04).

► A victory vs. Tennessee in Week 16 brought the Packers' win total to 47 from 2009-12, which ranks second in franchise history for a four-year period:

Seasons	Regular-Season Wins
1. 1995-98	48
2. 2009-12	47
3. 1994-97	46

► Green Bay's six 10-win regular seasons since 2009 are No. 2 in the NFL behind New England's seven.

► A look at the top regular-season win totals in the league since 2009:

Team	Regular-Season Wins (Since 2009)
1. New England	85
2. Green Bay	77
3t. Denver	70
3t. Pittsburgh	70
5. New Orleans	69

► The Packers are the only NFC team and one of two teams in the league (New England) to make the playoffs each of the past seven seasons (2009-15).

► Including playoffs, the Packers have won 84 games since 2009, which ranks **No. 2 in the league** over that span:

Team	Total Wins (Since 2009)
1. New England	93
2. Green Bay	84
3t. Baltimore	74
3t. Denver	74
3t. New Orleans	74



PACKERS AT JAGUARS - WEEK 1

AMONG THE LEADERS

After an MVP season in 2014, QB **Aaron Rodgers** performed well last season.

- ▶ Rodgers finished the 2015 regular season **No. 2 in the NFL** with seven games with two-plus touchdown passes and zero INTs (New England QB Tom Brady, nine).
- ▶ His 13 games (min. 15 attempts) without an interception in 2014 were the third most in a regular season in NFL history. He had nine during the 2015 regular season, **tied for No. 3 in the NFL** (NE QB Tom Brady, 10 / KC QB Alex Smith, 11).
- ▶ Rodgers recorded 11 touchdown passes and zero interceptions through the first four contests of the 2015 regular season to become just the third QB in NFL history to throw 11-plus touchdown passes with zero interceptions in the first four games of a season (Peyton Manning, 16/0 in 2013; Don Meredith, 14/0 in 1966).
- ▶ Rodgers reached 30 passing touchdowns (31) during the 2015 regular season for the fifth time in his career. He ranks second in team history behind Brett Favre's eight. Rodgers' five 30-plus passing touchdown seasons since 2009 are tied for the second most in the NFL over that time span (NE Tom Brady and IND/DEN Peyton Manning, five / NO Drew Brees, seven).
- ▶ Rodgers was one of three NFL quarterbacks to throw for 30-plus touchdowns and fewer than 10 interceptions during the 2015 regular season:

<u>Quarterback</u>	<u>Passing TDs</u>	<u>Interceptions</u>
1. Tom Brady, NE	36	7
2. Russell Wilson, SEA	34	8
3. Aaron Rodgers, GB	31	8

- ▶ Below is where Rodgers ranked among the league leaders in several categories for the 2015 regular season (min. 300 att.):

<u>Quarterback</u>	<u>TD/INT Ratio (2015)</u>
1. Tom Brady, NE	5.14
2. Russell Wilson, SEA	4.25
3. Aaron Rodgers, GB	3.88
4. Andy Dalton, CIN	3.57

<u>Quarterback</u>	<u>INT Percentage (2015)</u>
1. Tom Brady, NE	1.1
2. Aaron Rodgers, GB	1.4
3. Alex Smith, KC	1.5
4. Tyrod Taylor, BUF	1.6

<u>Quarterback</u>	<u>25-Plus-Yard Passes (2015)</u>
1t. Aaron Rodgers, GB	39
1t. Blake Bortles, JAX	39
3. Tom Brady, NE	38
4. Drew Brees, NO	36

<u>Quarterback</u>	<u>Rushing Yards (2015)</u>
1. Cam Newton, CAR	636
2. Tyrod Taylor, BUF	568
3. Russell Wilson, SEA	553
4. Alex Smith, KC	498
5. Aaron Rodgers, GB	344

- ▶ Dating back to 1921, Rodgers is tied for the most regular seasons with 30-plus touchdowns and less than 10 interceptions (according to pro-football-reference.com):

<u>Player</u>	<u>Seasons With 30-Plus TD Passes/Less Than 10 INTs</u>
1t. Aaron Rodgers, GB	5
1t. Tom Brady, NE	5
3t. Six players	1

- ▶ Rodgers owns three of the top four single-season totals in touchdown passes in franchise history:

<u>Player</u>	<u>TD Passes</u>
1. Aaron Rodgers, 2011	45
2t. Aaron Rodgers, 2012	39
2t. Brett Favre, 1996	39
4t. Aaron Rodgers, 2014	38
4t. Brett Favre, 1995	38

- ▶ A look at where Rodgers ranks in the NFL in several categories **since 2011** (min. 600 attempts):

<u>Quarterback</u>	<u>Passer Rating (Since 2011)</u>
1. Aaron Rodgers, GB	107.9
2. Drew Brees, NO	101.9
3. Russell Wilson, SEA	101.8

<u>Quarterback</u>	<u>TD Passes (Since 2011)</u>
1. Drew Brees, NO	193
2. Aaron Rodgers, GB	170
3. Tom Brady, NE	167

<u>Quarterback</u>	<u>Yards/Attempt (Since 2011)</u>
1. Aaron Rodgers, GB	8.08
2. Russell Wilson, SEA	8.05
3. Peyton Manning, IND/DEN	7.89

<u>Quarterback</u>	<u>Completion Pct. (Since 2011)</u>
1. Drew Brees, NO	68.0
2. Peyton Manning, IND/DEN	66.5
3. Tony Romo, DAL	66.3
4. Matt Ryan, ATL	66.0
5. Philip Rivers, SD	65.8
6. Aaron Rodgers, GB	65.5

<u>Quarterback</u>	<u>TD/INT Ratio (Since 2011)</u>
1. Aaron Rodgers, GB	5.15 (170/33)
2. Tom Brady, NE	3.55 (167/47)
3. Russell Wilson, SEA	3.12 (106/34)

<u>Quarterback</u>	<u>Yards/Completion (Since 2011)</u>
1. Cam Newton, CAR	12.68
2. Carson Palmer, OAK/ARI	12.49
3. Brian Hoyer, NE/ARI/CLE/HOU	12.45
4. Russell Wilson, SEA	12.44
5. Aaron Rodgers, GB	12.34



PACKERS AT JAGUARS - WEEK 1

A RATINGS SUCCESS

Since taking over as the starter in 2008, **QB Aaron Rodgers is tied for No. 2 in the NFL** in 100-plus passer rating games during the regular season (min. 15 attempts) over that span:

<u>Quarterback</u>	<u>100-Rating Games (Since '08)</u>
1. Drew Brees, NO	67
2. Aaron Rodgers, GB	66
3. Philip Rivers, SD	59

► A look at where Rodgers ranks in the NFL **since 2011** (min. 15 att.):

<u>Quarterback</u>	<u>100-Rating Games</u>
1. Drew Brees, NO	43
2. Aaron Rodgers, GB	41
3. Tom Brady, NE	39

► Rodgers is **No. 1 in the NFL** since the start of the 2014 regular season (min. 15 att.) with seven games with a passer rating over 130.0:

<u>Quarterback</u>	<u>130-Rating Games (Since 2014)</u>
1. Aaron Rodgers, GB	7
2. Tony Romo, DAL	6

► Since 2011, Rodgers **leads the NFL** in games with a passer rating of at least 130.0 (min. 15 att.):

<u>Quarterback</u>	<u>130-Rating Games (Since 2011)</u>
1. Aaron Rodgers, GB	18
2. Drew Brees, NO	14
3. Tony Romo, DAL	12
4. Peyton Manning, DEN	11

PUTTING UP THE POINTS

Dating back to 2014, **QB Aaron Rodgers is tied for No. 1 in the league** in the regular season in both touchdown passes (69) and ranks No. 2 in touchdown percentage (6.3).

► Rodgers has recorded at least three touchdown passes in 11 regular season games since the start of the 2014 season, **No. 2 in the NFL**:

<u>Player</u>	<u>Games With 3+ Passing TDs (Since 2014)</u>
1. Philip Rivers, SD	12
2. Aaron Rodgers, GB	11
3t. Tom Brady, NE	10
3t. Drew Brees, NO	10
3t. Eli Manning, NYG	10

► Since becoming the starter in 2008, he has 46 games with at least three touchdown passes during the regular season, **No. 2 in the league** over that span:

<u>Player</u>	<u>Games With 3+ Passing TDs (Since 2008)</u>
1. Drew Brees, NO	53
2. Aaron Rodgers, GB	46

TAKING HIS PLACE AMONG THE GAME'S BEST

Rodgers surpassed the 1,500-attempt plateau for his career in 2010, the benchmark to qualify for passer rating in the NFL record book.

► Rodgers ranks **No. 1 in NFL history** in career passer rating:

<u>Quarterback</u>	<u>Career Passer Rating</u>
1. Aaron Rodgers, GB	104.1
2. Russell Wilson, SEA	101.8
3. Tony Romo, DAL	97.1
4. Steve Young, TB/SF	96.8
5. Peyton Manning, IND/DEN	96.5

► In 119 career regular-season starts, Rodgers has eclipsed the century mark in passer rating 66 times and recorded 43 games of 300-plus yards.

► Rodgers went over the 30,000-yard passing mark for his career in Week 6 vs. San Diego. He reached the mark on his 3,652nd attempt, the fewest attempts needed in NFL history, as he bested the previous record held by QB Johnny Unitas (3,695 attempts).

► Rodgers reached the mark in his 116th career game, the fourth fewest in NFL history.

► Rodgers reached 250 touchdown passes in Week 12. He did in his 121st career game, surpassing MIA QB Dan Marino (128) for the NFL record.

► Where Rodgers ranks among active NFL quarterbacks **since he took over as the starter in 2008** (min. 1,000 attempts):

<u>Quarterback</u>	<u>Passing Yards (Since 2008)</u>
1. Drew Brees, NO	39,714
2. Philip Rivers, SD	34,759
3. Eli Manning, NYG	32,806
4. Matt Ryan, ATL	32,757
5. Aaron Rodgers, GB	32,070
<u>Quarterback</u>	<u>Passing TDs (Since 2008)</u>
1. Drew Brees, NO	294
2. Aaron Rodgers, GB	256
3. Philip Rivers, SD	237
<u>Quarterback</u>	<u>Passer Rating (Since 2008)</u>
1. Aaron Rodgers, GB	104.6
2. Russell Wilson, SEA	101.8
3. Drew Brees, NO	100.5
<u>Quarterback</u>	<u>Yards/Attempt (Since 2008)</u>
1. Russell Wilson, SEA	8.05
2. Aaron Rodgers, GB	8.04
3. Philip Rivers, SD	7.92
<u>Quarterback</u>	<u>INT Percentage (Since 2008)</u>
1. Tom Brady, NE	1.5
2. Aaron Rodgers, GB	1.6
3. Alex Smith, SF/KC	1.8
<u>Quarterback</u>	<u>25-Yard Passes (Since 2008)</u>
1. Drew Brees, NO	299
2. Aaron Rodgers, GB	284
3. Eli Manning, NYG	261
4. Philip Rivers, SD	259
<u>Quarterback</u>	<u>Rushing Yards (Since 2008)</u>
1. Cam Newton, CAR	3,207
2. Russell Wilson, SEA	2,430
3. Michael Vick, PHI/NYJ	2,250
4. Aaron Rodgers, GB	2,128



PACKERS AT JAGUARS - WEEK 1

GROUP EFFORT

The Green Bay Packers used many players from numerous positions in the passing game during the 2015 regular season.

- ▶ Green Bay was **one of two teams in the NFL** (Arizona Cardinals) to have three players with six or more receiving touchdowns:

Player	Receiving TDs (2015)
WR James Jones	8
TE Richard Rodgers	8
WR Randall Cobb	6

- ▶ The Packers had four players with 50-plus receptions for only the third time (1983, 2002) since 1940.
- ▶ Dating back to 1960, it was the fifth time (2011, 1998, 1995, 1980) the Packers had five players with 390-plus receiving yards each in a season:

Player	Receptions	Receiving Yards
WR James Jones	50	890
WR Randall Cobb	79	829
TE Richard Rodgers	58	510
WR Davante Adams	50	483
RB James Starks	43	392

- ▶ Green Bay had five receivers with 50-plus yards against the Lions in Week 10, the first time doing so since the 2011 finale vs. Detroit. It was also the first time with QB **Aaron Rodgers** as the starter.
- ▶ WR **Randall Cobb** set a single-game career high with three touchdown receptions in Week 3 vs. KC. It was the most by a Packers receiver since WR James Jones caught three at Chicago on Dec. 16, 2012.
- ▶ TE **Richard Rodgers** recorded a career-best two touchdown receptions against the Carolina Panthers in Week 9, the most by a Green Bay tight end since Jermichael Finley recorded three on Sept. 25, 2011, at Chicago.
- ▶ It marked just the eighth time since 2000 that a Packers tight end registered multiple touchdown receptions in a regular-season game.
- ▶ In Week 13 at Detroit, Rodgers set a franchise record for the most receiving yards by a tight end in a regular-season game, recording eight receptions for 146 yards (18.3 avg.) and one touchdown, a 61-yarder to win the game with no time left on the clock.
- ▶ With 58 receptions during the regular season, Rodgers became just the fourth Green Bay tight end to reach 55 receptions in one season:

Player	Receptions
Richard Rodgers, 2015	58
Jermichael Finley, 2012	61
Jermichael Finley, 2011	55
Jermichael Finley, 2009	55
Jackie Harris, 1992	55
Paul Coffman, 1981	55
Paul Coffman, 1979	56

- ▶ Rodgers finished **No. 5 among NFL tight ends** in touchdown receptions in 2015:

Player	Receiving TDs
1. Tyler Eifert, CIN	13
2t. Rob Gronkowski, NE	11
2t. Jordan Reed, WAS	11
4. Gary Barnidge, CLE	9
5. Richard Rodgers, GB	8
6. Greg Olsen, CAR	7

- ▶ Dating back to 1960, Rodgers' eight touchdown receptions during the 2015 regular season **tied for the fifth most among Packers tight ends** in a single season (according to STATS LLC):

Player	Receiving TDs
1. Paul Coffman, 1983	11
2. Keith Jackson, 1996	10
3t. Paul Coffman, 1984	9
3t. Bubba Franks, 2001	9
5t. Richard Rodgers, 2015	8
5t. Jermichael Finley, 2011	8

- ▶ Rodgers has 10 career receiving touchdowns. According to the Elias Sports Bureau, that is **tied for the most by a Packers tight end** in the first two seasons of his career, dating back to 1970:

Player	Receiving TDs	GP/GS
1t. Richard Rodgers, 2015	10	32/17
1t. Bubba Franks, 2000-01	10	32/27
3t. Jermichael Finley, 2008-09	6	27/11
3t. Rich McGeorge, 1970-71	6	28/14
5. Ed West, 1984-85	5	32/0

NEW COOK IN TOWN

On top of the return of WR **Jordy Nelson**, who missed all of last season with a knee injury, the Packers receiver corps also welcomes in TE **Jared Cook**, who signed with Green Bay this past offseason.

- ▶ Cook was originally a third-round (89th overall) selection of the Tennessee Titans in the 2009 NFL Draft and after four seasons with the Titans spent the past three years with the St. Louis Rams.
- ▶ He is one of only five active tight ends (Antonio Gates, Jimmy Graham, Rob Gronkowski, Greg Olsen) to record 35 or more receptions in each of the last five seasons (2011-15).
- ▶ Cook has averaged 12.8 yards per reception in his career, **No. 4 among active tight ends since 2009** (min. 140 rec.):

Player	Receiving Avg. (Since 2009)
1. Rob Gronkowski, NE	14.6
2. Vernon Davis, SF/DEN/WAS	13.2
3. Brent Celek, PHI	12.9
4. Jared Cook, TEN/STL/GB	12.8
5. Antonio Gates, SD	12.6



PACKERS AT JAGUARS - WEEK 1

THE GROUND GAME

The combination of RBs **Eddie Lacy** and **James Starks** led a rushing attack that rushed for 120-plus yards in eight regular-season games, **tyed for No. 6 in the NFL** in 2015:

<u>Year</u>	<u>Games With 120-Plus Rushing Yards (2015)</u>
1. Carolina	12
2. Buffalo	11
3. Minnesota	10
4t. Seattle	9
4t. Tampa Bay	9
6t. Green Bay , four others	8

- ▶ Lacy (758) and Starks (601) gave the Packers two players with 600-plus rushing yards in the same season for the first time since 1985 (Jessie Clark-633 / Eddie Lee Ivery-636).
- ▶ Green Bay was **one of four teams in the NFL** with two players recording 600-plus rushing yards during the 2015 regular season (Carolina, Cincinnati and Denver).
- ▶ With 3,075 rushing yards, Lacy is **one of only two players in team history** (RB John Brockington, 3,276) to rush for 3,000-plus yards in his first three seasons in the NFL.
- ▶ The Packers have recorded 25-plus carries and 100-plus yards 20 times in the last 28 regular-season games (Weeks 5-8, 10-17 of 2014 and Weeks 1-4, 11-15 of 2015), averaging at least 4 yards a carry 14 times during that span.
- ▶ Dating back to the 2013 regular season, Green Bay is 21-5 in the last 26 games it ran the ball at least 25 times, including 18-4 since the start of the 2014 regular season. The Packers are 81-18-1 under Head Coach **Mike McCarthy** when running the ball 25-plus times.
- ▶ In Weeks 11-12, Lacy recorded back-to-back 100-yard rushing games for the first time in his career (100 and 105 yards).
- ▶ Lacy recorded a season-best 124 yards on 24 carries (5.2 avg.) in Week 14. It fueled a rushing attack that produced 230 yards on 44 carries (5.2 avg.), the most rushing yards by the Packers in a regular-season game since Nov. 29, 2004, vs. St. Louis (231 yards on 28 carries).
- ▶ In Week 14 against Dallas, Lacy also matched career highs by rushing for nine first downs (at MIN, Nov. 23, 2014) and recording five runs of 10-plus yards (at DAL, Dec. 15, 2013 / vs. MIN, Oct. 2, 2014).
- ▶ Starks set a career high with 993 yards from scrimmage during the 2015 regular season, surpassing the 794 he recorded in 2011.
- ▶ Starks was one of only five players in the NFL in 2015 with 600-plus rushing yards and 390-plus receiving yards (Devonta Freeman, Lamar Miller, Mark Ingram, Giovani Bernard).
- ▶ Starks put together two of the finest rushing games of his career in 2015. In Week 2, he carried the ball 20 times for 95 yards (4.8 avg.), and in Week 6, he racked up 112 yards on just 10 carries (11.2 avg.), becoming the first Packers player to rush for 100-plus yards on 10 or fewer carries since RB Brandon Jackson at Washington on Oct. 10, 2010 (115 yards on 10 carries).

▶ Starks' average of 11.2 yards per carry against San Diego was the second highest in a game by an NFL back this season (min. 10 att.).

<u>Player</u>	<u>Yards Per Carry</u>
1. Lamar Miller, MIA vs. HOU	12.5 (175 on 14 car.)
2. James Starks, GB vs. SD	11.2 (112 on 10 car.)
3. Mark Ingram, NO at IND	10.2 (143 on 14 car.)

- ▶ In Week 6 of 2015, Starks registered the longest run of his career, a 65-yard touchdown that was also the longest by a Green Bay player since RB DeShawn Wynn's 73-yard touchdown vs. Detroit on Dec. 28, 2008. Starks also recorded a 5-yard touchdown reception against San Diego, giving him the first two touchdown game of his career and becoming the first Packer to post a 50-yard touchdown run and a touchdown reception in the first quarter of a game since RB Dorsey Levens did so at Indianapolis on Nov. 16, 1997.

▶ Starks set new career bests in receptions (43), receiving yards (392) and touchdown receptions (three) during the 2015 regular season.

RACKING UP POINTS

K **Mason Crosby** is moving his way up the record books.

▶ Crosby passed Ryan Longwell in Week 2 of the 2015 season to become the franchise career points leader:

<u>Player</u>	<u>Career Points</u>
1. Mason Crosby, 2007-15	1,145
2. Ryan Longwell, 1997-2004	1,054
3. Don Hutson, 1935-45	823

- ▶ In Week 6, Crosby (296) eclipsed Longwell (277) for the most field goal attempts in Packers' history.
- ▶ Crosby (1,263) passed Longwell (1,119) for the most points scored in the regular and postseason combined in franchise history.
- ▶ Crosby recorded 108 points during the 2015 regular season, giving him the ninth 100-point season of his career and passing Ryan Longwell (1997-2004) for the franchise record.
- ▶ In Week 11, he tied the single-game team record with five field goals and became the first player in NFL history to have five field goals of 40-plus yards in a game. In the same game, Crosby connected on a 52-yard field goal, extending his career franchise record for the most 50-yard FGs to 26.
- ▶ Crosby was one of five players (min. 25 att.) to connect on all extra points during the 2015 regular season. Among those five, his 36 attempts were the second most (NE Stephen Gostkowski, 52-52).
- ▶ Including 2013, Crosby made 19 consecutive field goals in the regular season, until his final kick against the Bears was blocked in Week 4 of 2014. He now owns the two longest consecutive field-goal streaks in franchise history (23 straight from 2010-11).
- ▶ Dating back to the 2013 regular season, Crosby made at least one FG in 17 consecutive regular-season games before not getting an attempt in Week 3 at Detroit last year. It is the longest streak in team history.

<u>Player</u>	<u>Consec. Games/FG</u>
1. Mason Crosby, 2013-14	17
2. Ryan Longwell, 2004-05	15



PACKERS AT JAGUARS - WEEK 1

CLAY FINDS HIS WAY TO THE BALL

LB **Clay Matthews'** impact on opposing offenses continues to be felt beyond sacks due to the multiple positions he plays.

- In 2015, Matthews was selected to his sixth Pro Bowl and first as an inside linebacker after recording 6.5 sacks (second on the team), 14 QB hits (No. 1 on the team), and a career high 84 tackles (No. 2 on the team). He was also one of three players (Micah Hyde, Sam Shields) on the team to have an interception and a fumble recovery.
- It was the seventh consecutive season he recorded six or more sacks, **tied for the most six-plus-sack seasons in the NFL since 2009:**

Player	Six-Plus-Sack Seasons (Since 2009)
1t. Clay Matthews, GB	7
1t. Julius Peppers, CAR/CHI/GB	7
1t. DeMarcus Ware, DAL/DEN	7
1t. Tamba Hali, KC	7
5t. Five players	6

- Dating back to 2010, Matthews (2010, 2011, 2014) and teammate LB **Julius Peppers** (2010, 2013, 2014) are the only players in the NFL to register at least one interception, one forced fumble and five sacks in three separate seasons.
- From Week 8 of 2014 to the end of the 2015 regular season, Matthews is **tied for No. 10 in the NFL** in sacks over that span (16).
- Matthews, Peppers and Panthers DE Jared Allen are the only players in the NFL with five-plus interceptions and 45-plus sacks since 2009. Matthews has six interceptions and 67.5 sacks, Peppers has seven interceptions and 65.5 sacks and Allen has five interceptions and 78.5 sacks.
- His 67.5 sacks since entering the NFL in 2009 are **tied for No. 6 in the league** over that span:

Player	Sacks (Since 2009)
1. DeMarcus Ware, DEN	81.0
2. Jared Allen, MIN/CHI/CAR	78.5
3. J.J. Watt, HOU	74.5
4t. Elvis Dumervil, DEN/BAL	70.0
4t. Cameron Wake, MIA	70.0
6t. Clay Matthews, GB	67.5
6t. Tamba Hali, KC	67.5

- Matthews is **tied for No. 1 in team history** in 10-sack seasons and is **No. 4** in two-sack games:

Player	10-Sack Seasons
1t. Clay Matthews, 2009-10, 2012, 2014	4
1t. Reggie White, 1993, 1995, 1997-98	4
1t. Kabeer Gbaja-Biamila, 2001-04	4

Player	Two-Sack Games
1. Reggie White, 1993-98	16
2. Kabeer Gbaja-Biamila, 2000-08	15
3. Tim Harris, 1986-90	14
4. Clay Matthews, 2009-15	13

- Matthews ranks **No. 3 in team history** with 67.5 career sacks (games played in parentheses):

Player	Career Sacks
1. Kabeer Gbaja-Biamila, 2000-08	74.5 (124)
2. Reggie White, 1993-98	68.5 (95)
3. Clay Matthews, 2009-15	67.5 (101)

STILL MAKING AN IMPACT

- Packers LB **Julius Peppers** continued to show that age is just a number. He registered a team-high 10.5 sacks during the 2015 regular season.
- Marked his ninth season with 10-plus sacks, which tied John Randle for the fourth-most 10-sack seasons since 1982 (Bruce Smith, 13 / Reggie White, 12 / Kevin Greene, 10).
- Peppers recorded a half sack or more in nine 2015 regular-season games, which **tied for the fifth most in the NFL.**

Player	Games With 0.5 Sacks
1. Ezekiel Ansah, DET	11
2t. Geno Atkins, CIN	10
2t. Von Miller, DEN	10
2t. J.J. Watt, HOU	10
5t. Julius Peppers, GB, three others	9

- Dating back to the 2014 season, he has 15.0 sacks in the last 21 games (including playoffs).
- Peppers is **tied for No. 1 among active players** with 136.0 career sacks during the regular season:

Player	Career Sacks
1t. Julius Peppers (CAR/CHI/GB)	136.0
1t. Jared Allen (KC/MIN/CHI/CAR)	136.0
3. DeMarcus Ware (DAL/DEN)	134.5
4. Dwight Freeney (IND/SD/ARI)	119.5
5. Robert Mathis (IND)	118.0

- Peppers is tied with Jared Allen for **No. 9 in NFL history** with 136.0 career sacks (since 1982).
- Peppers recorded a sack and forced fumble on Detroit QB Matthew Stafford in Week 13. According to STATS LLC, he ranks **No. 5 in the NFL** in forced fumbles since 1994:

Player	Career Forced Fumbles
1t. John Abraham (NYJ/ATL/ARI)	48
1t. Jason Taylor (MIA/WAS/NYJ)	48
3t. Dwight Freeney (IND/SD/ARI)	47
3t. Robert Mathis (IND)	47
5. Julius Peppers (CAR/CHI/GB)	45

- Peppers is the first player in NFL history with 100 career sacks and four interception returns for touchdowns. In 2014, he became the first linebacker in Packers' history to post two interception returns for touchdowns in the same season.
- Peppers is the **only player in NFL history** to register at least 10 interceptions and 100.0 sacks (since 1982):

Player	Career INTs	Career Sacks
1. Julius Peppers	11	136.0
2. Lawrence Taylor	9	132.5



PACKERS AT JAGUARS - WEEK 1

CONTINUAL IMPACT

In his young career, DT **Mike Daniels** has seen his playing time steadily increase as well as his production. After playing in 14 games as a rookie in 2012, he has played in every game since the start of the 2013 season. He led Green Bay's defensive line with 5.5 sacks and was the team leader in quarterback hits (19) and pressures (22) during the 2014 regular season.

- ▶ In 2015, Daniels led the Packers' defensive line in tackles (66) and sacks (four). He finished third on the team with 12 QB hits.
- ▶ In Week 5 versus St. Louis, he tied for the team lead with a career-best nine tackles (eight solo).
- ▶ Daniels registered his first career interception in Week 16 at Arizona, returning it 23 yards. According to STATS LLC, it was the first interception by a Packers DT since Cullen Jenkins on Oct. 18, 2009. Dating back to 1960, his 23-yard interception return was the longest by a Green Bay DT on an interception.
- ▶ Daniels is third on the Packers with 16.0 sacks since the start of the 2013 season (Peppers-17.5 / Matthews-25.0). His 16.0 sacks are **tied for No. 8 among NFL defensive tackles** over that span, according to STATS LLC:

Player	Sacks 2013-15
1. Gerald McCoy, TB	26.5
2. Jurrell Casey, TEN	22.5
3t. Geno Atkins, CIN	20.0
3t. Aaron Donald, STL	20.0
3t. Ndamukong Suh, DET/MIA	20.0
6. Marcell Dareus, BUF	19.5
7. Kyle Williams, BUF	17.0
8t. Mike Daniels, GB	16.0
8t. Kawann Short, CAR	16.0

STIFLING SIGNAL-CALLERS

Since 2009, opposing quarterbacks have completed 2,279 of 3,926 passes (58.0 percent) for 27,655 gross yards and 174 touchdowns with 148 interceptions against the Packers in the regular season. The 78.9 passer rating registered by opposing signal-callers over that span ranks **No. 2 in the NFL**:

Team	Opp. Passer Rating (Since 2009)
1. Cincinnati	78.8
2. Green Bay	78.9
3. Seattle	79.0
4. New York Jets	79.1
5. Buffalo	80.0

- ▶ Green Bay has held opposing starting quarterbacks to a passer rating of less than 80 in 53 of 112 games since 2009, including 14 of its last 32 games. The Packers have a **48-5 mark (.906)** in those contests.
- ▶ During the 2015 regular season, the Packers ranked **No. 7 in the NFL** in opponent passer rating (80.1).
- ▶ A look at the Packers' record by opponent passer rating since 2009:

Passer Rating	GB Record Since 2009
Less than 70	36-4 (.900)
70-79	11-1 (.917)
80-89	16-6 (.727)
90-99	3-7 (.300)
100-plus	11-16-1 (.411)

DEFENSE SHIELD

The Packers' secondary is led by veteran cornerback **Sam Shields**, who earned his first trip to the Pro Bowl after the 2014 season.

- ▶ With three interceptions during the regular season (tied for the team high), Shields has registered multiple interceptions in each season from 2010-15.
- ▶ In 2015, he recorded interceptions in back-to-back games for the first time in his career (Weeks 3-4).
- ▶ Including playoffs, Shields is **tied for No. 2 in the NFL** among active players in interceptions since 2010:

Player	Interceptions (Since 2010)
1. Richard Sherman, SEA	28
2t. Sam Shields, GB	23
2t. Reggie Nelson, CIN	23
2t. Earl Thomas, SEA	23
2t. Tramont Williams, GB/CLE	23

- ▶ Shields registered an interception during the NFC Championship Game at Seattle last season, giving him a franchise-record five career interceptions in the postseason.

ON THE RISE

S Ha Ha Clinton-Dix has been a presence on the Packers defense since his rookie season.

- ▶ After starting 10 of 16 games and both postseason contests last season, he started every game this season.
- ▶ Clinton-Dix finished second on the team with 95 tackles (73 solo) in 2014 and led the Packers with 117 tackles (97 solo) this season.
- ▶ The second-year player registered a total of three interceptions last season (including playoffs). He tied for fourth on the team with two during the 2015 regular season and registered one in the postseason.
- ▶ According to STATS LLC, his three sacks during the 2015 regular season were tied for the fifth most in a single regular season by a Packers safety (since 1982) and the most since Mark Roman recorded 3.5 in 2004.
- ▶ Clinton-Dix's three sacks also tied for **No. 3 in the NFL** in 2015 among safeties.
- ▶ During the 2015 regular season, he registered eight-plus tackles in eight games, including setting career highs in both total tackles (12) and solo tackles (11) in the Week 10 game vs. Detroit, in which he also registered an interception.

GOOD FIRST IMPRESSION

Packers rookie CBs **Damarious Randall** and **Quinten Rollins** stepped in and contributed in their first NFL season.

- ▶ Both Randall and Rollins returned an interception for a touchdown last season, marking the first time the Packers had two rookies/first-year players post INT returns for TDs in the same season since 1921 (Nate Abrams, Billy DuMoe).
- ▶ Randall led the Packers with 16 passes defended and tied for the team lead with three interceptions. He also registered an interception in the postseason.
- ▶ Both players ranked near the top of NFL rookies in interceptions during the 2015 regular season:

Player	Interceptions
1. Marcus Peters, KC	8
2t. Damarious Randall, GB	3
2t. Delvin Breaux, NO	3
4t. Quinten Rollins, GB , four others	2



PACKERS AT JAGUARS - WEEK 1

ON THE ROAD AGAIN

Green Bay went 7-1 away from Lambeau Field in 2011, with the seven road wins setting a single-season franchise record.

- ▶ The Packers have been able to stay above the .500 mark on the road during Head Coach **Mike McCarthy's** tenure, a notable achievement in the National Football League.
- ▶ Since 2006, McCarthy's first season as the head coach in Green Bay, only nine of 32 NFL teams have regular-season road records above .500.

Team	W-L Record	Pct.
1. New England	55-25-0	.688
2. Indianapolis	46-34-0	.575
3. Philadelphia	45-34-1	.569
4t. Green Bay	45-35-0	.563
4t. Dallas	45-35-0	.563
6t. Denver	43-37-0	.538
6t. New Orleans	43-37-0	.538
6t. N.Y. Giants	43-37-0	.538
9. Pittsburgh	42-38-0	.525
10. Chicago	40-40-0	.500

317 AND COUNTING

Another packed house at Lambeau Field against the Vikings in Week 17 brought the stadium's consecutive-sellouts streak to 317 regular-season games (not including replacement games).

- ▶ The league's longest-tenured stadium, Lambeau Field is hosting its 59th season of football in 2015. Including the playoffs, a total of 704,818 fans made their way through the turnstiles for the nine games last season. For the victory over Dallas in the Divisional round, Packers fans set a new Lambeau Field paid attendance record (79,704).
- ▶ Across American professional sports, only Boston's Fenway Park (1912) and Chicago's Wrigley Field (1914) have longer tenures.

THE LAMBEAU ADVANTAGE

The crown jewel of the National Football League, Lambeau Field has long been known as one of the tougher venues to play in, particularly during the harsh Wisconsin winter.

- ▶ Re-establishing home-field advantage after a 4-4 mark in 2008 was one of the goals of 2009, and with the Packers finishing 6-2 at home, they accomplished that goal. Green Bay followed that up with a 7-1 mark at Lambeau Field in 2010, a perfect 8-0 record in 2011, the first undefeated home mark since 2002, and a 7-1 mark in 2012. The Packers were one of two teams to finish undefeated at home during the 2014 regular season (Denver).
- ▶ Head Coach **Mike McCarthy** stated consistently upon his arrival in Green Bay that one of the team's goals would be to reclaim the mystique of playing at Lambeau Field. Mission accomplished. The team is 59-20-1 (.744) at home in the regular season since 2006, **No. 2 in the NFL.**
- ▶ Since **Ron Wolf** and **Mike Holmgren** began the revitalization of the franchise in 1992, Green Bay owns the best home record in the NFL. A look at the top regular-season home W-L records since the '92 season:

Team	W-L Record	Pct.
1. Green Bay	146-45-1	.763
2. New England	139-53-0	.724
3. Pittsburgh	138-53-1	.721

HOT AT HOME

Since the start of 2009, the Packers have been one of the best teams in the league at home during the regular season:

Team	W-L Record	Pct.
1. New England	51-5-0	.911
2. Green Bay	45-10-1	.813
3. Baltimore	42-14-0	.750
4t. Pittsburgh	40-16-0	.714
4t. Seattle	40-16-0	.714

IN THE FREE-AGENCY ERA

Talk of unrestricted free agency in the early '90s led many to forecast tough times for the small-town Green Bay Packers.

- ▶ However, Green Bay has remained among the most successful teams since the advent of free agency in 1993. The Packers have won 10 or more games 15 times since '93 and captured 10 division crowns.
- ▶ A look at the most successful teams in the free-agency era:

Team	W-L Since '93	Pct.	Playoff Berths
1. New England	246-122-0	.668	17
2. Green Bay	235-132-1	.640	17
3. Pittsburgh	230-137-1	.626	15
4. Denver	224-144-0	.609	13
5. Indianapolis	217-151-0	.590	16

IN THE LEAGUE RANKINGS 2015 REGULAR SEASON



GREEN BAY (Team)

Category	NFC	NFL
Turnover Margin (+5)	5t	10t
Points Scored (23.0)	8	15
Points Allowed (20.2)	5	12
Total Offense (334.6)	13	23
Rushing (115.6)	9	12
Passing (218.9)	12	25t
Total Defense (346.7)	7	15
vs. Rush (119.1)	9	21
vs. Pass (227.6)	4	6
Third-Down Offense (33.7%)	14	28
Third-Down Defense (35.9%)	5	9
Red-Zone Offense (53.9%)	9	18
Red-Zone Defense (57.1%)	9	16t

JACKSONVILLE (Team)

Category	AFC	NFL
Turnover Margin (-10)	12	29
Points Scored (23.5)	14	7
Points Allowed (28.0)	16	31
Total Offense (348.8)	7	18
Rushing (92.1)	12	27
Passing (256.8)	5	10
Total Defense (375.0)	13	24
vs. Rush (106.8)	10	15
vs. Pass (268.2)	15	29
Third-Down Offense (35.1%)	14	26
Third-Down Defense (46.3%)	16	31
Red-Zone Offense (53.7%)	10	19
Red-Zone Defense (61.4%)	14	25

GREEN BAY (Individual)

Category	NFC	NFL
Passing: A.Rodgers (92.7)	8	15
Rushing: Lacy (758)	12	20
Receptions: Cobb (79)	10	22t
Rec. Yds.: Cobb (829)	17	38
Interceptions: Three players (3)	10t	24t
Sacks: Peppers (10.5)	4t	12t

JACKSONVILLE (Individual)














Category	AFC	NFL
Passing: Bortles (88.2)	12	23
Rushing: Yeldon (740)	9	22
Receptions: Robinson (80)	10t	18t
Rec. Yds.: Robinson (1,400)	4	6
Interceptions: House (4)	8t	13t
Sacks: Odrick (5.5)	27t	56t

*Individual leaders does not list players who are not currently with the team



2016 SCHEDULE NOTES

2016 OPPONENTS

	Record	NFL Rank (2015)	
		Offense	Defense
 at Jacksonville Jaguars..(5-11)		18	24
 at Minnesota Vikings..(11-5)		29	13
 Detroit Lions.....(7-9)		20	18
 New York Giants.....(6-10)		8	32
 Dallas Cowboys.....(4-12)		22	17
 Chicago Bears(6-10)		21	14
 at Atlanta Falcons(8-8)		7	16
 Indianapolis Colts.....(8-8)		28	26
 at Tennessee Titans....(3-13)		30	12
 at Washington Redskins..(9-7)		17	28
 at Philadelphia Eagles..(7-9)		12	30
 Houston Texans.....(9-7)		19	3
 Seattle Seahawks.....(10-6)		4	2

A LOOK AT THE SCHEDULE

The Green Bay Packers' 96th NFL regular-season schedule is headlined by five prime-time games (subject to flexible scheduling).

- ▶ Green Bay's schedule includes five games against 2015 playoff teams. Three of those contests (Minnesota, Houston, Seattle) will be at Lambeau Field, while two (Minnesota, Washington) will come on the road.
- ▶ The Packers kick off their season on the road for the fourth consecutive year, the longest streak in team history, opening with two road games for the first time since 1924. Green Bay will travel to Jacksonville, playing on the road against an AFC team in Week 1 for the first time since facing the New England Patriots in 1985.
- ▶ Green Bay will face division opponents in Weeks 2-3, beginning with a trip to Minnesota to face the Vikings in a prime-time game and returning to Lambeau Field for the home opener against the Detroit Lions.
- ▶ For the second time in four years, the Packers will have their bye in Week 4.
- ▶ Green Bay returns to action with three consecutive home games against NFC teams over a 12-day span. In Week 5, the Packers play on Sunday night against the New York Giants. It will be the Giants' first regular-season game at Lambeau Field since 2010. The following week, Green Bay will play the Dallas Cowboys for the fourth consecutive season (including playoffs) and for the second straight year at home in the regular season. The Packers have won five straight games against the Cowboys during the regular and postseason. Green Bay finishes the homestand playing the Chicago Bears on a Thursday night for the second consecutive season (11th straight year in primetime).
- ▶ Four of the Packers' next five games will be on the road, including three road games in a row for the first time since 2012.
- ▶ After a trip to play the Atlanta Falcons in Week 8, Green Bay will face the Indianapolis Colts at home for the first time since 2008. Five of the last seven matchups between Green Bay and Indianapolis have been decided by seven or fewer points. The Packers make just their third regular-season visit to Tennessee to play the Titans in Week 10. Green Bay is looking for its first victory at the Titans since they moved to Tennessee in 1997.
- ▶ Green Bay will play two prime-time road games in a row, first traveling to play against the Washington Redskins on a Sunday night in Week 11 and then going to Philadelphia to face the Eagles on *Monday Night Football* in Week 12. It marks the 24th consecutive season (1993-2016) that Green Bay is appearing on *MNF*.
- ▶ Green Bay will play its first game at home in almost a month when it faces the Houston Texans in Week 13 for just the second time ever at home.
- ▶ Week 14 brings a familiar matchup as the Packers welcome the Seattle Seahawks to Lambeau Field for the second consecutive year. Including the postseason, Green Bay and Seattle will meet for the fifth time in five years.
- ▶ For the first time since 2006, the Packers will finish the regular season with three straight games against NFC North opponents.
- ▶ In Week 15, Green Bay will travel to Chicago to play the Bears. The Packers have won four consecutive games against the Bears in December, three of which were played in Chicago.
- ▶ Green Bay returns home to play the Vikings in Week 16 on Christmas Eve, playing on a Saturday for the first time since 1997. The Packers last played on Christmas Eve in 2004, a 34-31 victory at Minnesota. Including playoffs, Green Bay has a 8-2-1 mark (.773) against the Vikings at Lambeau Field under McCarthy.
- ▶ The Packers will finish the regular season in Detroit for the first time since 1993. Green Bay has won seven of 10 games at Ford Field under McCarthy. It will be only the third time the Packers have played at the Lions during the regular season in the month of January (1983, 1994).



PACKERS STARTERS – OFFENSE

WR Jordy Nelson, 9th Year, Kansas State, D2a-08

- ▶ Missed all of the 2015 season due to a knee injury suffered in the pre-season.
- ▶ Finished the 2014 regular season ranked fourth in receiving yards (1,519), seventh in receptions (98) and tied for second in receiving touchdowns (13). Earned first selection to the Pro Bowl.
- ▶ Led the team in 2013 with 85 catches for 1,314 yards and eight TDs. Ranked No. 10 in the NFL that season in receiving yards.
- ▶ With 15 TD catches in 2011, became only the third player in franchise history to catch 15 or more TDs in a season, joining WRs Sterling Sharpe (18 in 1994) and Don Hutson (17 in 1942).
- ▶ Became the first player since the 1970 AFL-NFL merger to post three 80-yard TD grabs over an eight-game span in the regular season (Week 16, 2010-Week 6, 2011).

LT David Bakhtiari, 4th Year, Colorado, D4a-13

- ▶ Has started all but two games at LT since the start of the 2013 regular season. Missed final two games of the 2015 regular season due to injury.
- ▶ Started all 16 games at left tackle in 2013, the only rookie in the NFL to do so in 2013 and the first Packer rookie to do so since the league went to a 16-game schedule in 1978.
- ▶ Became just the fourth Green Bay rookie to start at LT in the season opener since the 1970 AFL-NFL merger and the first since 1985.

LG Lane Taylor, 4th Year, Oklahoma State, FA-13

- ▶ Has played in 30 regular-season games for the Packers with two starts.
- ▶ Started the games of his career in 2015, opening at RG at Detroit in Week 13 in place of an injured T.J. Lang and at LG in Week 17 vs. Minnesota with Josh Sitton sliding to LT in place of an injured David Bakhtiari.
- ▶ A four-year letterman at OSU, starting 47 of 50 games played at right guard. Unanimous first-team All-Big 12 selection by the conference's coaches as a senior.

C J.C. Tretter, 4th Year, Cornell, D4b-13

- ▶ Set career highs with 16 games played and three starts (all at C) during the 2015 regular season. Also started at LT in the NFC Wild Card game at Washington.
- ▶ Has seen game action at C, LG and both T spots during his career.
- ▶ Was on track to be the starting C in 2014, opening at that position for the first three preseason games, but sustained a knee injury vs. Oakland (Aug. 22) that would sideline him for the first half of the season. Returned to play in the final eight games and both postseason contests.
- ▶ Grew from a high school quarterback, running back and slot receiver into an All-American LT in college, starting 20 consecutive games in his final two seasons at Cornell.

RG T.J. Lang, 8th Year, Eastern Michigan, D4-09

- ▶ Has started games at four different positions on the line as a pro (47 at RG, 27 at LG, five at RT, two at LT). Played C in Week 10 in 2013.
- ▶ Has started 78 contests since 2011.
- ▶ Started games at both tackle spots in his first season (2009) and became the first Packers rookie to start consecutive games at left tackle since Chad Clifton in 2000.
- ▶ Began his college career as a defensive lineman, but converted to the offensive line as a sophomore and started 36 straight games (10 at RT, 26 at LT) over his final three years.

RT Bryan Bulaga, 7th Year, Iowa, D1-10

- ▶ Has started 27 of 32 games since the start of the 2014 season.
- ▶ Missed the second part of the 2012 season after suffering a hip injury vs. Arizona on Nov. 4 and missed all of the 2013 season after injuring his knee on Aug. 3.
- ▶ Started 37 games at RT in his first three seasons in the league.
- ▶ Started the final 12 games of 2010 and the entire postseason at right tackle after taking over for veteran Mark Tauscher (shoulder).
- ▶ Named to the *Pro Football Weekly*/PFWA All-Rookie team in 2010.
- ▶ Capped his rookie season by becoming the youngest player at the time, according to STATS LLC, to ever start in the Super Bowl (21 years, 322 days).

TE Richard Rodgers, 3rd Year, California, D3a-14

- ▶ Finished second on the team in 2015 in receptions (58), becoming the fourth TE in team history with 55-plus receptions in a season: Jermichael Finley (three), Paul Coffman (two), Jackie Harris (one).

- ▶ Has 10 career receiving TDs, tied for the most by a Green Bay TE in his first two seasons since the 1970 merger (Bubba Franks, 10, 2000-01).
- ▶ Set a regular-season franchise record for a tight end with 146 yards on eight receptions (18.3 avg.), including a game-winning 61-yard touchdown catch with no time on the clock, at Detroit in Week 13.
- ▶ Including the postseason, has registered one or more receptions in 26 of the last 28 games.
- ▶ Played in all 16 games with five starts as a rookie in 2014, and became the first rookie TE to start for the Packers in a season opener since Harris opened in a two-tight-end set in 1990.

WR Randall Cobb, 6th Year, Kentucky, D2-11

- ▶ Led the team in receptions (79), was No. 2 in receiving yards (829) and was No. 3 in touchdown receptions (six) in 2015.
- ▶ Set a new single-season career high with five 100-yard receiving games during the 2014 season (three-2012). Earned first trip to the Pro Bowl.
- ▶ His career-best 91 receptions in 2014 were the seventh most in team history.
- ▶ Finished the regular season tied for fourth in the NFL with 12 touchdown receptions in 2014.
- ▶ Before suffering a knee injury in Week 6 in 2013, led the team in receptions with 29 and was No. 2 in receiving yards with 378.
- ▶ Set a franchise single-season record with a league-high 2,342 combined net yards in 2012, topping the previous team mark of 2,250 yards by RB Ahman Green in 2003.

QB Aaron Rodgers, 12th Year, California, D1-05

- ▶ Earned his fifth selection to the Pro Bowl in 2015, passing Bart Starr (1960-62, 1966) for the second-most selections by a Green Bay quarterback behind Brett Favre's nine (1992-93, 1995-97, 2001-03, 2007).
- ▶ His career passer rating of 104.1 ranks No. 1 in NFL history.
- ▶ Finished the 2014 regular season ranked No. 2 in the NFL in passer rating (112.2), touchdown percentage (7.3), No. 1 in interception percentage (1.0) and No. 3 in touchdown passes (38).
- ▶ In 119 regular-season starts (79-40 record), has posted 43 games with 300-plus passing yards, 70 without an interception and 67 with a 100-plus passer rating (min. 15 attempts).
- ▶ Recorded a passer rating of at least 120.0 in seven regular-season games in 2014, setting a single-season career high and tying for the third most in a single season in the NFL, dating back to 1960.
- ▶ Posted 21,332 passing yards from 2008-12, which ranks No. 1 in league history for the most passing yards by a QB in his first five seasons as a starter (previous record was Peyton Manning, 20,618, 1998-2002).
- ▶ In 2011, set an NFL record with a 122.5 passer rating and set franchise marks for TD passes (45), passing yards (4,643), completion percentage (68.3), yards per attempt (9.25) and 300-yard games (eight) on his way to earning NFL Most Valuable Player honors from *The Associated Press*.

RB Eddie Lacy, 4th Year, Alabama, D2-13

- ▶ With 3,075 rushing yards, is one of only two players in team history (RB John Brockington, 3,276) to rush for 3,000-plus yards in his first three seasons in the NFL.
- ▶ With 758 rushing yards in 2015, he and James Starks (601) gave the Packers two players with 600-plus rushing yards in the same regular season for the first time since 1985 (Jessie Clark-633/Eddie Lee Ivery-636).
- ▶ Became the first player in team history to post 1,000 rushing yards and 10-plus total TDs in both of his first two seasons.
- ▶ With 1,139 rushing yards in 2014, became the fifth player in franchise history to record consecutive 1,000-yard rushing seasons (Ryan Grant, 2008-09 / Ahman Green, 2000-04 / John Brockington, 1971-73 / Jim Taylor, 1960-64).
- ▶ Ranked No. 1 in the league among rookies and No. 8 among all players with 1,178 rushing yards in 2013, despite missing one full game and nearly all of another due to a concussion.
- ▶ Ranks No. 1 in franchise history for the most rushing yards by a rookie in a single season, No. 1 in attempts (284), and tied for No. 1 for most 100-yard rushing games with four (John Brockington, four in 1971).

FB Aaron Ripkowski, 2nd Year, Oklahoma, D6a-15

- ▶ Played in 15 games as a rookie, seeing action primarily on special teams.
- ▶ Tied for No. 4 on the team with nine special teams tackles last season.
- ▶ Began collegiate career as a walk-on and went on to play in 47 games with 17 starts.



PACKERS STARTERS – DEFENSE

DE Dean Lowry, Rookie, Northwestern, D4b-16

- ▶ Played in 48 games with 33 starts in college and registered 134 tackles (83 solo), including 31.5 tackles for a loss, 12.5 sacks, three interceptions (one returned for a TD), 21 passes defended, three fumble recoveries and three forced fumbles.
- ▶ Earned second-team All-Big Ten honors as a senior in 2015 after posting 46 tackles (27 solo), including 13.5 tackles for a loss (second on the team), three sacks, an interception, a fumble recovery and seven passes defended.
- ▶ Named honorable mention All-Big Ten as a junior in 2014 and was named to ESPN.com's Big Ten All-Freshman team in 2012.

NT Letroy Guion, 9th Year, Florida State, FA-14

- ▶ Has started 20 of the 29 regular-season games he has played since the start of the 2014 season.
- ▶ Signed with Green Bay during the 2014 offseason after spending his first six NFL seasons with the Minnesota Vikings.
- ▶ Started all 28 games he appeared in for Minnesota in 2012-13, recording 72 tackles (32 solo) and three sacks over that span.
- ▶ Was the only Viking to block a field goal in both 2011 and 2012.

DT Mike Daniels, 5th Year, Iowa, D4a-12

- ▶ Ranks third on the team with 16.0 sacks since the start of the 2013 regular season (LB Julius Peppers-17.5 / LB Clay Matthews-25.0).
- ▶ Started all 32 games in 2014-15 and has led the defensive line in both tackles and sacks each of that last two seasons.
- ▶ Returned a fumble 43 yards for a TD vs. Detroit in Week 14 of 2012, the longest fumble return for a TD by a rookie in franchise history.
- ▶ Starred as an interior pass rusher at Iowa, posting a team-high 24.5 tackles for a loss and 13 sacks from 2010-11.

LOLB Julius Peppers, 15th Year, North Carolina, FA-14

- ▶ Has played in 128 consecutive regular-season games, tied for the longest active streak among NFL linebackers (OAK Curtis Lofton).
- ▶ Recorded his ninth season with 10-plus sacks in 2015 (10.5), which tied John Randle for the fourth-most 10-sack seasons since 1982 (Bruce Smith, 13 / Reggie White, 12 / Kevin Greene, 10).
- ▶ Only player in NFL history with 10 interceptions and at least 100 sacks.
- ▶ Has been selected to the Pro Bowl eight times (2004-06, 2008-12) and has been named first-team All-Pro by *The Associated Press* three times (2004, 2006, 2010). Was named to the NFL's All-Decade Team for the 2000s.
- ▶ Tied for No. 2 in the league in sacks (136.0) and ranks No. 5 in forced fumbles (45) since entering the NFL in 2002. His sack total is tied for No. 9 in NFL history (since 1982).
- ▶ Has blocked 13 kicks (12 field goals, one extra point) during his career.

ILB Jake Ryan, 2nd Year, Michigan, D4-15

- ▶ Started the final five games of the regular season and both playoff contests in 2015.
- ▶ Recorded a team-best nine tackles (eight solo) and one fumble recovery in Week 13 at Detroit in his first pro start.
- ▶ Served as a team captain for his final two seasons at Michigan and was a three-time winner (2012-14) of the Roger Zatkoff Award, given to the Wolverines top linebacker. He was the only player to win the award (est. 1991) three times.
- ▶ Joined LB John Anderson (first round, 26th overall) as the only Michigan linebackers ever drafted by Green Bay.
- ▶ Started 41 of 46 games played in college, appearing at inside linebacker as a senior after spending his first three seasons at outside linebacker and defensive end.

ILB Blake Martinez, Rookie, Stanford, D4a-16

- ▶ Finished collegiate career with 257 tackles (137 solo), 13.5 tackles for a loss, 6.5 sacks, five interceptions and five forced fumbles in 51 games played.
- ▶ Started all 27 games played in his final two seasons, leading the team in tackles as a junior (102) and senior (141).
- ▶ Led the Pacific-12 and ranked No. 7 nationally with 141 tackles (75 solo) as a senior, averaging a conference-best 10.1 tackles per game.

ROLB Clay Matthews, 8th Year, Southern California, D1b-09

- ▶ Selected to his sixth Pro Bowl and first as an inside linebacker in 2015 after recording 6.5 sacks (second on the team), 15 QB hits (No. 1 on the team), and a career-high 85 tackles (No. 2 on the team).
- ▶ His 67.5 sacks since entering the NFL in 2009 are tied for No. 6 in the league over that span.
- ▶ With a team-high 11.0 sacks in 2014, is tied for the most 10-plus sack seasons in franchise history (four).
- ▶ Is the only Packer in team history to earn Pro Bowl recognition in each of his first four seasons in the NFL (2009-12).
- ▶ Is the only player in franchise history to score a defensive TD (interception or fumble return) in each of his first three seasons in the NFL (2009-11).
- ▶ Named first-team All-Pro by *The Associated Press* in 2010, the first Green Bay LB to earn that honor since Tim Harris in 1989. Finished second to Pittsburgh safety Troy Polamalu in the AP's Defensive Player of the Year voting.

LCB Damarious Randall, 2nd Year, Arizona State, D1-15

- ▶ Played in 15 games with nine starts (six at LCB, two at RCB, one in the slot) in 2015 and tied for the team lead and No. 2 among NFL rookies with three interceptions, including one he returned for a TD. Finished with a team-best 16 passes defended.
- ▶ Named the NFL's Defensive Rookie of the Month for November 2015, joining CB Casey Hayward (October 2012) as the only Green Bay defensive backs to win the award.
- ▶ Earned first-team All-Pacific-12 honors at safety as a senior in 2014 after he led the Sun Devils in tackles (106) and passes defended (12) and tied for the team lead with three interceptions.

RCB Sam Shields, 7th Year, Miami, FA-10

- ▶ Despite missing four games due to injury, tied for the team lead with three interceptions and ranked No. 2 in passes defended (13) during the 2015 regular season.
- ▶ Recorded interceptions in back-to-back games in 2015 (Weeks 3-4) for the first time in his career.
- ▶ Finished second on the team with 13 passes defended in 2014 to go along with two interceptions. Earned first career trip to the Pro Bowl.
- ▶ Started all 14 games he appeared in during the 2013 season and led the team with four INTs (tied career high) and a career-best 25 passes defended.
- ▶ In Green Bay's NFC Championship Game win over Chicago in the 2010 season, became the first rookie in NFL history to record two INTs and a sack in a postseason contest.

SS Morgan Burnett, 7th Year, Georgia Tech, D3-10

- ▶ Missed five games due to injury in 2015, but finished No. 4 on the team with 54 solo tackles.
- ▶ Totaled a team-high 125 tackles in 2014, the second most of his career (137 in 2012). Ranked No. 2 on the team with 106 tackles (77 solo) in 2013, despite missing the first three games due to injury. Recovered three fumbles, including one for a TD, and added nine passes defended.
- ▶ Participated in all 1,088 plays for Green Bay's defense in 2012, one of only four non-OL in the NFL to appear in 100 percent of his team's snaps.
- ▶ Enjoyed his first full season as a pro in 2011, joining DT B.J. Raji as the only two Green Bay defensive players to start all 16 regular-season games.
- ▶ Started the first four games of the 2010 season at SS before sustaining a season-ending knee injury vs. Detroit in Week 4.

FS Ha Ha Clinton-Dix, 3rd Year, Alabama, D1-14

- ▶ Led the team in tackles in 2015 with 117 (97 solo) and was tied for fourth on the team in interceptions (two).
- ▶ According to STATS LLC, his three sacks during the 2015 regular season tied for the fifth most in a single regular season by a Packers safety (since 1982) and the most since Mark Roman recorded 3.5 in 2004.
- ▶ Started every game in 2015 after starting 10 of 16 games as a rookie when he finished second on the team in tackles (95).
- ▶ Was the second safety ever drafted by Green Bay in the first round (Alabama S George Teague, No. 29 overall in 1993).
- ▶ Was a consensus All-America selection in 2013 as a junior, earning first-team recognition from *The Associated Press*, the Football Writers Association of America and *Sporting News*.



2016 PRESEASON STATISTICS

	Packers	Opponents
TOTAL FIRST DOWNS	66	52
Rushing	21	18
Passing	41	28
Penalty	4	6
3rd Down: Made/Att.	26/72	12/44
3rd Down Pct.	36.1	27.3
4th Down: Made/Att.	7/11	0/1
4th Down Pct.	63.6	0.0
POSSESSION AVG.	35:13	24:47
TOTAL NET YARDS	1098	878
Avg. Per Game	274.5	219.5
Total Plays	279	212
Avg. Per Play	3.9	4.1
NET YARDS RUSHING	507	378
Avg. Per Game	126.8	94.5
Total Rushes	146	91
NET YARDS PASSING	591	500
Avg. Per Game	147.8	125.0
Sacked/Yards Lost	12/90	9/65
Gross Yards	681	565
Att./Completions	121/71	112/60
Completion Pct.	58.7	53.6
HAD INTERCEPTED	1	6
PUNTS/AVERAGE	27/42.8	25/48.0
Net Punting Avg.	37.9	42.8
PENALTIES/YARDS	27/232	32/283
FUMBLES/BALL LOST	6/2	4/2
TOUCHDOWNS	7	5
Rushing	3	3
Passing	4	1
Returns	0	1

SCORE BY PERIODS

	Q1	Q2	Q3	Q4	OT	PTS
PACKERS	17	14	20	14	0	65
OPPONENTS	12	20	6	12	0	50

SCORING

	TD	-Ru	-Pa	-Rt	K-PAT	FG	S	PTS
Mason Crosby	0	0	0	0	7/7	4/4	0	19
John Crockett	2	1	1	0			0	12
Jared Abbrederis	1	0	1	0			0	6
Brandon Burks	1	1	0	0			0	6
Randall Cobb	1	0	1	0			0	6
Jared Cook	1	0	1	0			0	6
Eddie Lacy	1	1	0	0			1	2
Reggie Gilbert	0	0	0	0			1	2
Christian Ringo	0	0	0	0			1	2
PACKERS	7	3	4	0	7/7	4/4	2	65
OPPONENTS	5	3	1	1	3/4	5/5	1	50

2-Pt Conversions: Packers 0-0, Opponents 0-1

SACKS: Kyler Fackrell 2, Datone Jones 2, Christian Ringo 2, Reggie Gilbert 1.5, Lerentee McCray 1, Tyler Kuder 0.5, PACKERS 9, OPPONENTS 12

RUSHING

	No	Yds	Avg	Long	TD
Brandon Burks	31	120	3.9	19t	1
Eddie Lacy	20	114	5.7	21	1
John Crockett	25	89	3.6	10t	1
James Starks	18	61	3.4	24	0
Marquise Williams	12	37	3.1	18	0
Joe Callahan	11	36	3.3	9	0
Brandon Ross	25	36	1.4	9	0
Alstavis Squirewell	2	10	5.0	7	0
Aaron Ripkowski	2	4	2.0	2	0
PACKERS	146	507	3.5	24	3
OPPONENTS	91	378	4.2	27	3

PASSING

	Att	Cmp	Yds	Cmp%	Yds/Att	TD	TD%	Int	Int%	Long	Sack/Lost	Rating
Joe Callahan	88	54	499	61.4	5.67	3	3.4	0	0.0	51	10/79	88.2
Marquise Williams	17	6	55	35.3	3.24	0	0.0	1	5.9	16	2/11	20.5
Aaron Rodgers	9	6	60	66.7	6.67	1	11.1	0	0.0	19	0/0	122.5
Brett Hundley	7	5	67	71.4	9.57	0	0.0	0	0.0	31	0/0	101.5
PACKERS	121	71	681	58.7	5.63	4	3.3	1	0.8	51	12/90	82.0
OPPONENTS	112	60	565	53.6	5.04	1	0.9	6	5.4	49	9/65	48.4

RECEIVING

	No	Yds	Avg	Long	TD
John Crockett	10	48	4.8	12	1
Jared Cook	9	85	9.4	19	1
Justin Perillo	9	72	8.0	18	0
Jared Abbrederis	8	100	12.5	40	1
Geronimo Allison	6	119	19.8	51	0
Davante Adams	5	65	13.0	31	0
Kennard Backman	5	39	7.8	18	0
Trevor Davis	4	45	11.3	16	0
Ty Montgomery	4	25	6.3	8	0
Randall Cobb	3	30	10.0	15	1
Brandon Burks	3	2	0.7	6	0
Casey Pierce	2	28	14.0	22	0
Aaron Ripkowski	1	13	13.0	13	0
Richard Rodgers	1	8	8.0	8	0
James Starks	1	2	2.0	2	0
PACKERS	71	681	9.6	51	4
OPPONENTS	60	565	9.4	49	1

INTERCEPTIONS

	No	Yds	Avg	Long	TD
Josh Hawkins	2	62	31.0	47	0
Marwin Evans	1	6	6.0	6	0
Micah Hyde	1	1	1.0	1	0
Damarious Randall	1	0	0.0	0	0
LaDarius Gunter	1	-14	-14.0	-14	0
PACKERS	6	55	9.2	47	0
OPPONENTS	1	0	0.0	0	0

PUNTING

	No	Yds	Avg	Net	TB	In 20	LG	Bik
Jacob Schum	8	364	45.5	41.3	1	3	57	0
Tim Masthay	9	385	42.8	31.6	1	3	51	1
Peter Mortell	9	406	45.1	42.0	0	5	62	0
PACKERS	27	1155	42.8	37.9	2	11	62	1
OPPONENTS	25	1200	48.0	42.8	0	9	70	1

PUNT RETURNS

	Ret	FC	Yds	Avg	Long	TD
Jared Abbrederis	9	3	91	10.1	42	0
Trevor Davis	3	1	35	11.7	21	0
Micah Hyde	1	0	5	5.0	5	0
PACKERS	13	4	131	10.1	42	0
OPPONENTS	12	8	91	7.6	24	0

KICKOFF RETURNS

	No	Yds	Avg	Long	TD
Jared Abbrederis	3	66	22.0	34	0
Ty Montgomery	3	80	26.7	34	0
Trevor Davis	2	49	24.5	26	0
Herb Waters	2	47	23.5	26	0
Micah Hyde	1	12	12.0	12	0
Ed Williams	1	12	12.0	12	0
PACKERS	12	266	22.2	34	0
OPPONENTS	9	156	17.3	33	0

FIELD GOALS

	1-19	20-29	30-39	40-49	50+
Mason Crosby	0/0	1/1	1/1	0/0	2/2
PACKERS	0/0	1/1	1/1	0/0	2/2
OPPONENTS	0/0	2/2	0/0	3/3	0/0

Crosby: (54G, 54G) (26G, 34G) () ()
Opponents: (46G) (46G, 28G) (26G) (42G)



2016 PRESEASON DEFENSIVE STATISTICS

Unofficial totals (based on press box statistics), through Sept. 1 at Kansas City

Player	Total Tackles			Sacks/ Yards	Int/ Yards	Fum Rec	For Fum	Pass Def
	Solo	Asst						
Kyler Fackrell	16	12	4	2.0/18.0	0/0	0	0	0
Carl Bradford	14	11	3	0.0/0.0	0/0	0	0	1
Marwin Evans	13	12	1	0.0/0.0	1/6	0	0	1
Kentrell Brice	11	10	1	0.0/0.0	0/0	0	0	0
Robertson Daniel	11	10	1	0.0/0.0	0/0	0	0	1
Beniquez Brown	11	7	4	0.0/0.0	0/0	0	0	1
Jermaine Whitehead	8	5	3	0.0/0.0	0/0	0	0	1
Blake Martinez	6	3	3	0.0/0.0	0/0	0	0	0
Datone Jones	5	5	0	2.0/16.0	0/0	0	0	0
Joe Thomas	5	4	1	0.0/0.0	0/0	0	0	0
Reggie Gilbert	5	3	2	1.5/5.5	0/0	0	0	0
Chris Banjo	4	4	0	0.0/0.0	0/0	0	0	1
Sam Barrington	4	4	0	0.0/0.0	0/0	0	0	0
Mike Daniels	4	4	0	0.0/0.0	0/0	0	0	0
Demetri Goodson	4	4	0	0.0/0.0	0/0	1	0	0
Christian Ringo	4	4	0	2.0/13.0	0/0	0	0	0
Warren Gatewood	4	3	1	0.0/0.0	0/0	0	0	1
Josh Hawkins	4	3	1	0.0/0.0	2/62	0	0	2
Tyler Kuder	4	2	2	0.5/4.5	0/0	0	0	1
Ha Ha Clinton-Dix	3	3	0	0.0/0.0	0/0	0	0	0
Damarious Randall	3	3	0	0.0/0.0	1/0	0	0	1
Quinten Rollins	3	3	0	0.0/0.0	0/0	0	0	0
Jayrone Elliott	3	1	2	0.0/0.0	0/0	0	0	0
Lerenteé McCray	3	1	2	1.0/8.0	0/0	0	0	0
Mike Pennel	3	0	3	0.0/0.0	0/0	0	0	0
Demetris Anderson	2	2	0	0.0/0.0	0/0	0	0	0
Kenny Clark	2	2	0	0.0/0.0	0/0	0	0	0
Randall Jette	2	2	0	0.0/0.0	0/0	0	0	0
Nick Perry	2	2	0	0.0/0.0	0/0	0	0	2
Brian Price	2	2	0	0.0/0.0	0/0	0	1	0
Jake Ryan	2	2	0	0.0/0.0	0/0	0	0	0
Makinton Dorleant	1	1	0	0.0/0.0	0/0	0	0	0
LaDarius Gunter	1	1	0	0.0/0.0	1/-14	0	0	2
Derrick Mathews	1	1	0	0.0/0.0	0/0	0	0	0
Clay Matthews	1	1	0	0.0/0.0	0/0	0	0	0
Micah Hyde	1	1	0	0.0/0.0	1/1	0	0	1
Sam Shields	1	1	0	0.0/0.0	0/0	0	0	1
Letroy Guion	1	0	1	0.0/0.0	0/0	0	0	0
Dean Lowry	1	0	1	0.0/0.0	0/0	0	0	0
Totals	175	139	36	9.0/65.0	6/55	1	1	17

SPECIAL TEAMS

Player	TT	FR	FF
Kentrell Brice	4	0	0
LaDarius Gunter	3	0	0
Demetri Goodson	2	0	0
Chris Banjo	1	1	0
Sam Barrington	1	0	0
Carl Bradford	1	0	0
Beniquez Brown	1	0	0
Makinton Dorleant	1	0	0
Kyler Fackrell	1	0	0
Reggie Gilbert	1	0	0
Josh Hawkins	1	0	0
Blake Martinez	1	0	0
Justin Perillo	1	0	0
Quinten Rollins	1	0	0
Jacob Schum	1	0	0
Joe Thomas	1	0	0
Totals	22	1	0

BLOCKED KICKS

Player	PAT	FG	P
Ty Montgomery	0	0	1
Totals	0	0	1

MISCELLANEOUS TACKLES

Player	Tackles
Geronimo Allison	1
Lucas Patrick	1
Justin Perillo	1
Totals	3



2015 REGULAR-SEASON STATISTICS

	Packers	Opponents
TOTAL FIRST DOWNS	317	300
Rushing	100	96
Passing	173	183
Penalty	44	21
3rd Down: Made/Att.	70/208	79/220
3rd Down Pct.	33.7	35.9
4th Down: Made/Att.	11/21	10/21
4th Down Pct.	52.4	47.6
POSSESSION AVG.	30:08	29:52
TOTAL NET YARDS	5353	5547
Avg. Per Game	334.6	346.7
Total Plays	1056	1014
Avg. Per Play	5.1	5.5
NET YARDS RUSHING	1850	1905
Avg. Per Game	115.6	119.1
Total Rushes	436	420
NET YARDS PASSING	3503	3642
Avg. Per Game	218.9	227.6
Sacked/Yards Lost	47/322	43/256
Gross Yards	3825	3898
Att./Completions	573/348	551/321
Completion Pct.	60.7	58.3
HAD INTERCEPTED	8	16
PUNTS/AVERAGE	81/43.9	82/43.4
Net Punting Avg.	81/40.2	82/40.2
PENALTIES/YARDS	105/906	120/1107
FUMBLES/BALL LOST	24/9	19/6
TOUCHDOWNS	42	36
Rushing	8	13
Passing	31	20
Returns	3	3

SCORE BY PERIODS

	Q1	Q2	Q3	Q4	OT	PTS
PACKERS	106	56	86	120	0	368
OPPONENTS	45	121	106	51	0	323

SCORING

	TD	-Ru	-Pa	-Rt	K-PAT	FG	S	PTS
Mason Crosby	0	0	0	0	36/36	24/28	0	108
James Jones	8	0	8	0			0	52
Richard Rodgers	8	0	8	0			0	50
Randall Cobb	7	0	6	1			0	42
Eddie Lacy	5	3	2	0			0	30
James Starks	5	2	3	0			0	30
John Kuhn	2	2	0	0			0	12
Ty Montgomery	2	0	2	0			0	12
Davante Adams	1	0	1	0			0	8
Justin Perillo	1	0	1	0			0	6
Damarious Randall	1	0	0	1			0	6
Aaron Rodgers	1	1	0	0			0	6
Quinten Rollins	1	0	0	1			0	6
PACKERS	42	8	31	3	36/36	24/28	0	368
OPPONENTS	36	13	20	3	31/34	24/28	1	323

2-Pt Conversions: J. Jones 2, Adams, R. Rodgers, Packers 4-6, Opponents 1-2

SACKS: Julius Peppers 10.5, Clay Matthews 6.5, Mike Daniels 4, Mike Neal 4, Nick Perry 3.5, Ha Ha Clinton-Dix 3, Jayrone Elliott 3, Datone Jones 3, Micah Hyde 1, Nate Palmer 1, Mike Pannel 1, Quinten Rollins 1, Joe Thomas 1, B.J. Raji 0.5, PACKERS 43, OPPONENTS 47

RUSHING

	No	Yds	Avg	Long	TD
Eddie Lacy	187	758	4.1	29	3
James Starks	148	601	4.1	65t	2
Aaron Rodgers	58	344	5.9	18	1
Randall Cobb	13	50	3.8	12	0
John Kuhn	9	28	3.1	5t	2
John Crockett	9	21	2.3	12	0
Alonzo Harris	4	19	4.8	16	0
Ty Montgomery	3	14	4.7	9	0
Richard Rodgers	1	11	11.0	11	0
Tim Masthay	1	7	7.0	7	0
Scott Tolzien	3	-3	-1.0	0	0
PACKERS	436	1850	4.2	65t	8
OPPONENTS	420	1905	4.5	55	13

PASSING

	Att	Cmp	Yds	Cmp%	Yds/Att	TD	TD%	Int	Int%	Long	Sack/Lost	Rating
Aaron Rodgers	572	347	3821	60.7	6.68	31	5.4	8	1.4	65t	46/314	92.7
Scott Tolzien	1	1	4	100.0	4.00	0	0.0	0	0.0	4	1/8	83.3
PACKERS	573	348	3825	60.7	6.68	31	5.4	8	1.4	65t	47/322	92.7
OPPONENTS	551	321	3898	58.3	7.07	20	3.6	16	2.9	68	43/256	80.1

RECEIVING

	No	Yds	Avg	Long	TD
Randall Cobb	79	829	10.5	53t	6
Richard Rodgers	58	510	8.8	61t	8
James Jones	50	890	17.8	65t	8
Davante Adams	50	483	9.7	40	1
James Starks	43	392	9.1	30	3
Eddie Lacy	20	188	9.4	28t	2
Ty Montgomery	15	136	9.1	31t	2
Justin Perillo	11	102	9.3	24	1
Jared Abbrederis	9	111	12.3	32	0
John Kuhn	6	56	9.3	19	0
Andrew Quarless	4	31	7.8	13	0
Jeff Janis	2	79	39.5	46	0
Aaron Ripkowski	1	18	18.0	18	0
PACKERS	348	3825	11.0	65t	31
OPPONENTS	321	3898	12.1	68	20

INTERCEPTIONS

	No	Yds	Avg	Long	TD
Damarious Randall	3	47	15.7	43t	1
Micah Hyde	3	36	12.0	34	0
Sam Shields	3	15	5.0	15	0
Quinten Rollins	2	48	24.0	45t	1
Ha Ha Clinton-Dix	2	2	1.0	2	0
Clay Matthews	1	42	42.0	42	0
Mike Daniels	1	6	6.0	6	0
Jayrone Elliott	1	2	2.0	2	0
PACKERS	16	198	12.4	45t	2
OPPONENTS	8	55	6.9	29	0

PUNTING

	No	Yds	Avg	Net	TB	In 20	LG	Blk
Tim Masthay	81	3557	43.9	40.3	6	18	62	0
PACKERS	81	3557	43.9	40.3	6	18	62	0
OPPONENTS	82	3560	43.4	40.2	5	30	61	0

PUNT RETURNS

	Ret	FC	Yds	Avg	Long	TD
Micah Hyde	27	18	157	5.8	16	0
Randall Cobb	4	4	10	2.5	10	0
Jared Abbrederis	0	1	0	--	--	0
PACKERS	31	23	167	5.4	16	0
OPPONENTS	41	14	174	4.2	23	0

KICKOFF RETURNS

	No	Yds	Avg	Long	TD
Jeff Janis	14	406	29.0	70	0
Micah Hyde	8	187	23.4	30	0
Ty Montgomery	7	218	31.1	46	0
Jared Abbrederis	2	52	26.0	30	0
John Kuhn	2	9	4.5	9	0
Datone Jones	1	9	9.0	9	0
Aaron Ripkowski	1	0	0.0	0	0
JC Tretter	1	0	0.0	0	0
PACKERS	36	881	24.5	70	0
OPPONENTS	37	988	26.7	104	0

FIELD GOALS

	1-19	20-29	30-39	40-49	50+
Mason Crosby	1/1	7/7	4/4	8/11	4/5
PACKERS	1/1	7/7	4/4	8/11	4/5
OPPONENTS	1/1	6/6	7/7	5/6	5/8

Crosby: (37G) (54G, 18G, 44G, 21G) (44G) (44N, 31G) (35G) (23G, 28G) (56G) () (44G, 52N) (42G, 47G, 40G, 42G, 52G) (22G, 50G) (41N) () (24G, 21G, 33G, 49B) () (28G, 43G)
Opponents: (28G, 50G, 44G) (54G) () (33G) (42G, 50B, 53N, 63N) (36G, 32G) (50G, 24G) (20G, 49G, 43N, 22G) (49G, 51G) () (21G) (51G, 34G, 42G) () (23G, 30G) (19G) (39G, 32G)



2015 REGULAR-SEASON DEFENSIVE STATISTICS

Official totals – based on coaches' film review, through Jan. 3 vs. Minnesota

Player	Total			Sacks/	Int/	Fum	For	Pass
	Tackles	Solo	Asst	Yards	Yards	Rec	Fum	Def
Ha Ha Clinton-Dix	117	97	20	3.0/14.0	2/2	0	1	4
Clay Matthews	84	56	28	6.5/40.5	1/42	1	0	3
Nate Palmer	80	55	25	1.0/0.0	0/0	0	0	3
Morgan Burnett	74	55	19	0.0/0.0	0/0	1	2	6
Casey Hayward	74	53	21	0.0/0.0	0/0	0	0	7
Mike Daniels	66	40	26	4.0/21.5	1/6	0	1	2
Damarious Randall	59	50	9	0.0/0.0	3/47	0	0	16
Micah Hyde	52	46	6	1.0/3.0	3/36	1	0	7
Jake Ryan	47	32	15	0.0/0.0	0/0	1	0	0
Sam Shields	44	35	9	0.0/0.0	3/15	1	0	13
Julius Peppers	42	31	11	10.5/57.0	0/0	0	2	0
Mike Neal	42	28	14	4.0/28.5	0/0	0	1	0
Letroy Guion	41	14	27	0.0/0.0	0/0	0	0	0
Quinten Rollins	35	25	10	1.0/11.0	2/48	0	0	9
Nick Perry	35	23	12	3.5/21.5	0/0	0	1	1
Mike Pennel	35	22	13	1.0/0.0	0/0	0	1	0
B.J. Raji	34	12	22	0.5/1.0	0/0	0	0	2
Datone Jones	25	16	9	3.0/32.0	0/0	0	0	3
Joe Thomas	24	16	8	1.0/2.0	0/0	0	1	2
Jayrone Elliott	17	14	3	3.0/24.0	1/2	0	1	2
Demetri Goodson	5	4	1	0.0/0.0	0/0	0	0	1
Chris Banjo	4	4	0	0.0/0.0	0/0	0	0	1
Sean Richardson	2	2	0	0.0/0.0	0/0	0	0	1
Andy Mulumba	2	0	2	0.0/0.0	0/0	0	0	0
Sam Barrington	1	1	0	0.0/0.0	0/0	0	0	0
Josh Boyd	1	1	0	0.0/0.0	0/0	0	0	0
Bruce Gaston	1	1	0	0.0/0.0	0/0	0	0	0
Totals	1,043	733	310	43.0/256.0	16/198	5	11	83

SPECIAL TEAMS

Player	TT	FR	FF
Chris Banjo	21	0	0
Jeff Janis	15	0	0
Jayrone Elliott	11	0	0
Demetri Goodson	9	0	0
Aaron Ripkowski	9	0	0
Joe Thomas	9	0	0
Quinten Rollins	7	0	0
Jake Ryan	6	0	0
Micah Hyde	5	1	0
John Kuhn	4	0	0
Nate Palmer	4	0	0
Ha Ha Clinton-Dix	2	0	0
LaDarius Gunter	2	0	0
Tim Masthay	2	0	0
Andy Mulumba	2	0	0
Damarious Randall	2	0	0
John Crockett	1	0	0
Mason Crosby	1	0	1
Casey Hayward	1	0	0
Letroy Guion	1	0	0
Sean Richardson	1	0	0
Totals	115	1	1

BLOCKED KICKS

Player	PAT	FG	P
Datone Jones	0	1	0
Totals	0	1	0

DEFENSIVE SCORING

Player	Int Fum			
	TD	Ret	Ret	Safeties
Damarious Randall	1	1	0	0
Quinten Rollins	1	1	0	0
Totals	2	2	0	0

Defensive touchdowns (2):

Randall — 43-yard INT return at Oakland (12/20)
 Rollins — 45-yard INT return vs. St. Louis (10/11)

MISCELLANEOUS TACKLES

Player	Tackles
T.J. Lang	2
Davante Adams	1
Randall Cobb	1
James Jones	1
John Kuhn	1
Eddie Lacy	1
Aaron Rodgers	1
Richard Rodgers	1
James Starks	1
JC Tretter	1
Totals	11

THE DOPE SHEET

OFFICIAL PROGRAM AND PUBLICATION, ACHIEVERS FOOTBALL TEAM



No	ALPHABETICAL ROSTER	Pos	Ht	Wt	Birthdate	NFL Exp	College	High School	Hometown
84	Abbrederis, Jared	WR	6-1	195	12/17/90	3	Wisconsin		Wautoma, Wis.
17	Adams, Davante	WR	6-1	215	12/24/92	3	Fresno State		Palo Alto, Calif.
69	Bakhtiari, David	T	6-4	310	9/30/91	4	Colorado		San Mateo, Calif.
32	Banjo, Chris	S	5-10	207	2/26/90	3	Southern Methodist		Sugar Land, Texas
67	Barclay, Don	T/G	6-4	305	4/18/89	5	West Virginia		Harmony, Pa.
29	Brice, Kentrell	S	5-11	200	8/11/94	R	Louisiana Tech		Ruston, La.
75	Bulaga, Bryan	T	6-5	314	3/21/89	7	Iowa		Woodstock, Ill.
42	Burnett, Morgan	S	6-1	209	1/13/89	7	Georgia Tech		College Park, Ga.
6	Callahan, Joe	QB	6-1	216	6/4/93	R	Wesley		Absecon, N.J.
97	Clark, Kenny	DT	6-3	314	10/4/95	R	UCLA		Rialto, Calif.
21	Clinton-Dix, Ha Ha	S	6-1	208	12/21/92	3	Alabama		Orlando, Fla.
18	Cobb, Randall	WR	5-10	192	8/22/90	6	Kentucky		Alcoa, Tenn.
89	Cook, Jared	TE	6-5	254	4/7/87	8	South Carolina		Birmingham, Ala.
2	Crosby, Mason	K	6-1	207	9/3/84	10	Colorado		Georgetown, Texas
76	Daniels, Mike	DT	6-0	310	5/5/89	5	Iowa		Blackwood, N.J.
11	Davis, Trevor	WR	6-1	188	7/4/93	R	California		Martinez, Calif.
91	Elliott, Jayrone	LB	6-3	255	11/11/91	3	Toledo		Cleveland, Ohio
25	Evans, Marwin	S	5-11	211	4/10/93	R	Utah State		Oak Creek, Wis.
51	Fackrell, Kyle	LB	6-5	245	11/25/91	R	Utah State		Mesa, Ariz.
61	Goode, Brett	LS	6-1	255	11/2/84	9	Arkansas		Fort Smith, Ark.
98	Guion, Letroy	DT	6-4	322	6/21/87	9	Florida State		Starke, Fla.
36	Gunter, LaDarius	CB	6-2	201	5/13/92	2	Miami		Montgomery, Ala.
28	Hawkins, Josh	CB	5-10	189	1/23/93	R	East Carolina		Kernersville, N.C.
7	Hundley, Brett	QB	6-3	226	6/15/93	2	UCLA		Chandler, Ariz.
33	Hyde, Micah	DB	6-0	197	12/31/90	4	Iowa		Fostoria, Ohio
83	Janis, Jeff	WR	6-3	219	6/24/91	3	Saginaw Valley State		Tawas City, Mich.
95	Jones, Datone	DE/LB	6-4	285	7/24/90	4	UCLA		Compton, Calif.
27	Lacy, Eddie	RB	5-11	234	6/2/90	4	Alabama		Geismar, La.
70	Lang, T.J.	G	6-4	318	9/20/87	8	Eastern Michigan		Birmingham, Mich.
94	Lowry, Dean	DE	6-6	296	6/9/94	R	Northwestern		Rockford, Ill.
50	Martinez, Blake	LB	6-2	237	1/9/94	R	Stanford		Oro Valley, Ariz.
52	Matthews, Clay	LB	6-3	255	5/14/86	8	Southern California		Agoura Hills, Calif.
88	Montgomery, Ty	WR	6-0	216	1/22/93	2	Stanford		Dallas, Texas
68	Murphy, Kyle	T	6-6	305	12/11/93	R	Stanford		San Clemente, Calif.
87	Nelson, Jordy	WR	6-3	217	5/31/85	9	Kansas State		Manhattan, Kan.
56	Peppers, Julius	LB	6-7	287	1/18/80	15	North Carolina		Bailey, N.C.
80	Perillo, Justin	TE	6-3	250	1/5/91	3	Maine		Wilmington, Del.
53	Perry, Nick	LB	6-3	265	4/12/90	5	Southern California		Detroit, Mich.
26	Pressley, Jhurrell	RB	5-10	206	5/20/92	R	New Mexico		Bear, Del.
23	Randall, Damarious	CB	5-11	196	8/29/92	2	Arizona State		Pensacola, Fla.
99	Ringo, Christian	DT	6-1	298	3/10/92	1	Louisiana-Lafayette		Jackson, Miss.
22	Ripkowski, Aaron	FB	6-1	246	12/20/92	2	Oklahoma		Dayton, Texas
12	Rodgers, Aaron	QB	6-2	225	12/2/83	12	California		Chico, Calif.
82	Rodgers, Richard	TE	6-4	257	1/22/92	3	California		Shrewsbury, Mass.
24	Rollins, Quinten	CB	5-11	195	7/15/92	2	Miami (Ohio)		Wilmington, Ohio
47	Ryan, Jake	LB	6-2	240	2/27/92	2	Michigan		Cleveland, Ohio
10	Schum, Jacob	P	5-10	211	1/21/89	2	Buffalo		Hamburg, N.Y.
37	Shields, Sam	CB	5-11	184	12/8/87	7	Miami		Sarasota, Fla.
78	Spriggs, Jason	T	6-6	301	5/17/94	R	Indiana		Elkhart, Ind.
44	Starks, James	RB	6-2	218	2/25/86	7	Buffalo		Niagara Falls, N.Y.
65	Taylor, Lane	G	6-3	324	11/22/89	4	Oklahoma State		Arlington, Texas
48	Thomas, Joe	LB	6-1	227	5/6/91	2	South Carolina State		Blackville, S.C.
73	Tretter, JC	C/G	6-4	307	2/12/91	4	Cornell		Akron, N.Y.

INJURED RESERVE

86	Backman, Kennard	TE	6-3	245	2/26/93	2	Alabama-Birmingham		Mableton, Ga.
38	Crockett, John	RB	6-0	217	2/16/92	1	North Dakota State		Minneapolis, Minn.
20	Dorleant, Makinton	CB	5-11	182	10/6/92	R	Northern Iowa		Naples, Fla.
57	Flores, Jacob	C	6-3	300	11/25/93	R	Dartmouth		Arlington, Texas
90	Kuder, Tyler	DT	6-3	307	6/3/92	R	Idaho State		Payette, Idaho
77	Steuck, Kyle	C	6-2	310	7/13/93	R	Northern Michigan		De Pere, Wis.

PRACTICE SQUAD

81	Allison, Geronimo	WR	6-3	202	1/18/94	R	Illinois		Riverview, Fla.
54	Bradford, Carl	LB	6-1	248	8/15/92	2	Arizona State		Norco, Calif.
43	Brown, Beniquez	LB	6-1	236	4/29/93	R	Mississippi State		Florence, Ala.
93	Gilbert, Reggie	LB	6-3	261	4/1/93	R	Arizona		Laveen, Ariz.
34	Jackson, Don	RB	5-10	208	9/7/93	R	Nevada		Sacramento, Calif.
72	Muir, Blake	G	6-5	315	5/10/91	R	Baylor		New South Wales, Australia
62	Patrick, Lucas	G	6-3	313	7/30/93	R	Duke		Brentwood, Tenn.
96	Price, Brian	DT	6-3	318	6/24/94	R	Texas San Antonio		Lafayette, Ind.
16	Waters, Herb	WR	6-0	188	11/10/92	R	Miami		Homestead, Fla.
35	Whitehead, Jermaine	S	5-11	195	3/12/93	1	Auburn		Greenwood, Miss.

RESERVE/PHYSICALLY UNABLE TO PERFORM

63	Linsley, Corey	C	6-3	301	7/27/91	3	Ohio State		Boardman, Ohio
----	----------------	---	-----	-----	---------	---	------------	--	----------------

RESERVE/SUSPENDED

39	Goodson, Demetri	CB	5-11	197	6/11/89	3	Baylor		Spring, Texas
64	Pennel, Mike	DT	6-4	332	5/9/91	3	Colorado State-Pueblo		Aurora, Colo.

No	NUMERICAL ROSTER	Pos	Ht	Wt	Age	NFL Exp	College	How Acquired	Reg. season GP/GS/DNP/IA
2	Mason Crosby	K	6-1	207	32	10	Colorado	D6c-07	0/0/0/0
6	Joe Callahan	QB	6-1	216	23	R	Wesley	FA-16	0/0/0/0
7	Brett Hundley	QB	6-3	226	23	2	UCLA	D5-15	0/0/0/0
10	Jacob Schum	P	5-10	211	27	2	Buffalo	W-16 (T.B.)	0/0/0/0
11	Trevor Davis	WR	6-1	188	23	R	California	D5-16	0/0/0/0
12	Aaron Rodgers	QB	6-2	225	32	12	California	D1-05	0/0/0/0
17	Davante Adams	WR	6-1	215	23	3	Fresno State	D2-14	0/0/0/0
18	Randall Cobb	WR	5-10	192	26	6	Kentucky	D2-11	0/0/0/0
21	Ha Ha Clinton-Dix	S	6-1	208	23	3	Alabama	D1-14	0/0/0/0
22	Aaron Ripkowski	FB	6-1	246	23	2	Oklahoma	D6a-15	0/0/0/0
23	Damarious Randall	CB	5-11	196	24	2	Arizona State	D1-15	0/0/0/0
24	Quinten Rollins	CB	5-11	195	24	2	Miami (Ohio)	D2-15	0/0/0/0
25	Marwin Evans	S	5-11	211	23	R	Utah State	FA-16	0/0/0/0
26	Jhurrell Pressley	RB	5-10	206	24	R	New Mexico	W-16 (Min.)	0/0/0/0
27	Eddie Lacy	RB	5-11	234	26	4	Alabama	D2-13	0/0/0/0
28	Josh Hawkins	CB	5-10	189	23	R	East Carolina	FA-16	0/0/0/0
29	Kentrell Brice	S	5-11	200	22	R	Louisiana Tech	FA-16	0/0/0/0
32	Chris Banjo	S	5-10	207	25	3	Southern Methodist	FA-13	0/0/0/0
33	Micah Hyde	DB	6-0	197	25	4	Iowa	D5a-13	0/0/0/0
36	LaDarius Gunter	CB	6-2	201	24	2	Miami	FA-15	0/0/0/0
37	Sam Shields	CB	5-11	184	28	7	Miami	FA-10	0/0/0/0
42	Morgan Burnett	S	6-1	209	27	7	Georgia Tech	D3-10	0/0/0/0
44	James Starks	RB	6-2	218	30	7	Buffalo	D6-10	0/0/0/0
47	Jake Ryan	LB	6-2	240	24	2	Michigan	D4-15	0/0/0/0
48	Joe Thomas	LB	6-1	227	25	2	South Carolina State	FA-15 (PS-Dal)	0/0/0/0
50	Blake Martinez	LB	6-2	237	22	R	Stanford	D4a-16	0/0/0/0
51	Kyler Fackrell	LB	6-5	245	24	R	Utah State	D3-16	0/0/0/0
52	Clay Matthews	LB	6-3	255	30	8	Southern California	D1b-09	0/0/0/0
53	Nick Perry	LB	6-3	265	26	5	Southern California	D1-12	0/0/0/0
56	Julius Peppers	LB	6-7	287	36	15	North Carolina	FA-14	0/0/0/0
61	Brett Goode	LS	6-1	255	31	9	Arkansas	FA-08	0/0/0/0
65	Lane Taylor	G	6-3	324	26	4	Oklahoma State	FA-13	0/0/0/0
67	Don Barclay	T/G	6-4	305	27	5	West Virginia	FA-12	0/0/0/0
68	Kyle Murphy	T	6-6	305	22	R	Stanford	D6-16	0/0/0/0
69	David Bakhtiari	T	6-4	310	24	4	Colorado	D4a-13	0/0/0/0
70	T.J. Lang	G	6-4	318	28	8	Eastern Michigan	D4-09	0/0/0/0
73	JC Tretter	C/G	6-4	307	25	4	Cornell	D4b-13	0/0/0/0
75	Bryan Bulaga	T	6-5	314	27	7	Iowa	D1-10	0/0/0/0
76	Mike Daniels	DT	6-0	310	27	5	Iowa	D4a-12	0/0/0/0
78	Jason Spriggs	T	6-6	301	22	R	Indiana	D2-16	0/0/0/0
80	Justin Perillo	TE	6-3	250	25	3	Maine	FA-14	0/0/0/0
82	Richard Rodgers	TE	6-4	257	24	3	California	D3b-14	0/0/0/0
83	Jeff Janis	WR	6-3	219	25	3	Saginaw Valley State	D7-14	0/0/0/0
84	Jared Abbrederis	WR	6-1	195	25	3	Wisconsin	D5b-14	0/0/0/0
87	Jordy Nelson	WR	6-3	217	31	9	Kansas State	D2a-08	0/0/0/0
88	Ty Montgomery	WR	6-0	216	22	2	Stanford	D3-15	0/0/0/0
89	Jared Cook	TE	6-5	254	29	8	South Carolina	FA-16	0/0/0/0
91	Jayrone Elliott	LB	6-3	255	24	3	Toledo	FA-14	0/0/0/0
94	Dean Lowry	DE	6-6	296	22	R	Northwestern	D4b-16	0/0/0/0
95	Datone Jones	DE/LB	6-4	285	26	4	UCLA	D1-13	0/0/0/0
97	Kenny Clark	DT	6-3	314	20	R	UCLA	D1-16	0/0/0/0
98	Letroy Guion	DT	6-4	322	29	9	Florida State	FA-14	0/0/0/0
99	Christian Ringo	DT	6-1	298	24	1	Louisiana-Lafayette	D6b-15	0/0/0/0

INJURED RESERVE

20	Makinton Dorleant	CB	5-11	182	23	R	Northern Iowa	FA-16	0/0/0/0
38	John Crockett	RB	6-0	217	24	1	North Dakota State	FA-15	0/0/0/0
57	Jacob Flores	C	6-3	300	22	R	Dartmouth	FA-16	0/0/0/0
77	Kyle Steuck	C	6-2	310	23	R	Northern Michigan	FA-16	0/0/0/0
86	Kennard Backman	TE	6-3	245	23	2	Alabama-Birmingham	D6c-15	0/0/0/0
90	Tyler Kuder	DT	6-3	307	24	R	Idaho State	FA-16	0/0/0/0

PRACTICE SQUAD

16	Herb Waters	WR	6-0	188	23	R	Miami	FA-16	0/0/0/0
34	Don Jackson	RB	5-10	208	23	R	Nevada	FA-16	0/0/0/0
35	Jermaine Whitehead	S	5-11	195	23	1	Auburn	FA-16	0/0/0/0
43	Beniquez Brown	LB	6-1	236	23	R	Mississippi State	FA-16	0/0/0/0
54	Carl Bradford	LB	6-1	248	24	2	Arizona State	D4-14	0/0/0/0
62	Lucas Patrick	G	6-3	313	23	R	Duke	FA-16	0/0/0/0
72	Blake Muir	G	6-5	315	25	R	Baylor	FA-16	0/0/0/0
81	Geronimo Allison	WR	6-3	202	22	R	Illinois	FA-16	0/0/0/0
93	Reggie Gilbert	LB	6-3	261	23	R	Arizona	FA-16	0/0/0/0
96	Brian Price	DT	6-3	318	22	R	Texas San Antonio	FA-16	0/0/0/0

RESERVE/PHYSICALLY UNABLE TO PERFORM

63	Corey Linsley	C	6-3	301	25	3	Ohio State	D5a-14	0/0/0/0
----	---------------	---	-----	-----	----	---	------------	--------	---------

RESERVE/SUSPENDED

39	Demetri Goodson	CB	5-11	197	27	3	Baylor	D6-14	0/0/0/0
64	Mike Pennel	DT	6-4	332	25	3	Colorado State-Pueblo	FA-14	0/0/0/0



OFFENSE

WR: 87	Jordy Nelson	17	Davante Adams	83	Jeff Janis
LT: 69	David Bakhtiari	<u>78</u>	<u>Jason Spriggs</u>		
LG: 65	Lane Taylor	67	Don Barclay		
C: 73	JC Tretter	67	Don Barclay		
RG: 70	T.J. Lang	67	Don Barclay		
RT: 75	Bryan Bulaga	<u>68</u>	<u>Kyle Murphy</u>		
TE: 82	Richard Rodgers	89	Jared Cook	80	Justin Perillo
WR: 18	Randall Cobb	84	Jared Abbrederis	88	Ty Montgomery
				<u>11</u>	<u>Trevor Davis</u>
QB: 12	Aaron Rodgers	7	Brett Hundley	<u>6</u>	<u>Joe Callahan</u>
RB: 27	Eddie Lacy	44	James Starks	<u>26</u>	<u>Jhurrell Pressley</u>
FB: 22	Aaron Ripkowski				

DEFENSE

DE: <u>94</u>	<u>Dean Lowry</u>	<u>97</u>	<u>Kenny Clark</u>		
NT: 98	Letroy Guion	99	Christian Ringo		
DT: 76	Mike Daniels	<u>97</u>	<u>Kenny Clark</u>		
LOLB: 56	Julius Peppers	53	Nick Perry	95	Datone Jones
ILB: 47	Jake Ryan	48	Joe Thomas		
ILB: <u>50</u>	<u>Blake Martinez</u>	48	Joe Thomas		
ROLB: 52	Clay Matthews	91	Jayrone Elliott	<u>51</u>	<u>Kyler Fackrell</u>
LCB: 23	Damarious Randall	24	Quinten Rollins	<u>28</u>	<u>Josh Hawkins</u>
RCB: 37	Sam Shields	36	LaDarius Gunter		
SS: 42	Morgan Burnett	33	Micah Hyde	<u>25</u>	<u>Marwin Evans</u>
FS: 21	Ha Ha Clinton-Dix	32	Chris Banjo	<u>29</u>	<u>Kentrell Brice</u>

SPECIAL TEAMS

K: 2	Mason Crosby	10	Jacob Schum		
P: 10	Jacob Schum	2	Mason Crosby		
H: 10	Jacob Schum	18	Randall Cobb		
PR: 33	Micah Hyde	<u>11</u>	<u>Trevor Davis</u>	84	Jared Abbrederis
				24	Quinten Rollins
KR: 33	Micah Hyde	<u>11</u>	<u>Trevor Davis</u>	84	Jared Abbrederis
		88	Ty Montgomery	<u>26</u>	<u>Jhurrell Pressley</u>
LS: 61	Brett Goode	67	Don Barclay	80	Justin Perillo

Rookies are underlined

COACH LOCATIONS

- **Coaches' Box:** Jeff Blasko (coaching administrator), Dom Capers (defensive coordinator), Tom Clements (associate head coach/offense), Ejiro Evero (defensive quality control), Scott McCurley (assistant linebackers), David Raih (assistant offensive line), Joe Whitt Jr. (secondary - cornerbacks).
- **Sideline:** Brian Angelichio (tight ends), Edgar Bennett (offensive coordinator), James Campen (offensive line), Luke Getsy (wide receivers), Jerry Montgomery (defensive front assistant), Winston Moss (associate head coach/linebackers), Darren Perry (secondary - safeties), Jason Simmons (assistant special teams), Ben Sirmans (running backs), Mike Trgovac (defensive line), Alex Van Pelt (quarterbacks), Ron Zook (special teams coordinator).



ROSTER BY POSITION

QUARTERBACK (3)

Joe Callahan
Brett Hundley
Aaron Rodgers

FULLBACK (1)

Aaron Ripkowski

RUNNING BACK (3)

Eddie Lacy
Jhurrell Pressley
James Starks

WIDE RECEIVER (7)

Jared Abbrederis
Davante Adams
Randall Cobb
Trevor Davis
Jeff Janis
Ty Montgomery
Jordy Nelson

TIGHT END (3)

Jared Cook
Justin Perillo
Richard Rodgers

OFFENSIVE LINE (8)

David Bakhtiari
Don Barclay
Bryan Bulaga
T.J. Lang
Kyle Murphy
Jason Spriggs
Lane Taylor
JC Tretter

DEFENSIVE LINE (6)

Kenny Clark
Mike Daniels
Letroy Guion
Datone Jones (also LB)
Dean Lowry
Christian Ringo

LINEBACKER (8)

Jayrone Elliott
Kyler Fackrell
Blake Martinez
Clay Matthews
Julius Peppers
Nick Perry
Jake Ryan
Joe Thomas

CORNERBACK (5)

LaDarius Gunter
Josh Hawkins
Damarius Randall
Quinten Rollins
Sam Shields

SAFETY (6)

Chris Banjo
Kentrell Brice
Morgan Burnett
Ha Ha Clinton-Dix
Marwin Evans
Micah Hyde (also CB)

SPECIALIST (3)

Mason Crosby
Brett Goode
Jacob Schum

Rookies are underlined

PRONUNCIATION GUIDE

PLAYERS

Jared Abbrederis ab-bruh-DAIR-is
David Bakhtiari bock-tee-R-ee
Don Barclay BAR-clay
Bryan Bulaga buh-LAH-guh
Kentrell Brice ken-TRELL
Jayrone Elliott jay-RONE
Kyler Fackrell FACK-rull
Brett Goode GEWD
Letroy Guion GUY-on
LaDarius Gunter luh-DAIR-ee-us
Datone Jones DAY-tone
Mike Pennel puh-NELL
Justin Perillo puh-RILL-oh
Jhurrell Pressley ju-RELL
Damarius Randall duh-MAIR-ee-us

COACHES

Brian Angelichio an-juh-LEEK-o
James Campen KAMP-en
Tom Clements KLEMM-ints
Ejiro Evero e-JEE-row EV-uh-row
Mark Lovat luh-VOTT
David Raih RYE
Mike Trgovac TER-guh-vac

HOW THE PACKERS WERE BUILT

Year	Record	Draft (35)	Waivers (2)	Free Agents (16)
2005	4-12	QB Aaron Rodgers D1		
2007	13-3	K Mason Crosby D6c		
2008	6-10	WR Jordy Nelson D2a		LS Brett Goode
2009	11-5	LB Clay Matthews D1b G T.J. Lang D4		
2010	10-6	T Bryan Bulaga D1 S Morgan Burnett D3 RB James Starks D6		CB Sam Shields
2011	15-1	WR Randall Cobb D2		
2012	11-5	LB Nick Perry D1 DT Mike Daniels D4a		T/G Don Barclay
2013	8-7-1	DE/LB Datone Jones D1 RB Eddie Lacy D2 T David Bakhtiari D4a C/G JC Tretter D4b DB Micah Hyde D5a		S Chris Banjo G Lane Taylor
2014	12-4	S Ha Ha Clinton-Dix D1 WR Davante Adams D2 TE Richard Rodgers D3b WR Jared Abbrederis D5b WR Jeff Janis D7		LB Jayrone Elliott DT Letroy Guion LB Julius Peppers TE Justin Perillo
2015	10-6	CB Damarious Randall D1 CB Quinten Rollins D2 WR Ty Montgomery D3 LB Jake Ryan D4 QB Brett Hundley D5 FB Aaron Ripkowski D6a DT Christian Ringo D6b		CB LaDarius Gunter LB Joe Thomas (PS-Dal.)
2016		DT Kenny Clark D1 T Jason Spriggs D2 LB Kyler Fackrell D3 LB Blake Martinez D4a DE Dean Lowry D4b WR Trevor Davis D5 T Kyle Murphy D6	RB Jhurrell Pressley (Min.) P Jacob Shum (T.B.)	S Kentrell Brice QB Joe Callahan TE Jared Cook S Marwin Evans CB Josh Hawkins