



PACKERS WEEKLY MEDIA INFORMATION PACKET

GREEN BAY PACKERS **vs** *MINNESOTA VIKINGS*

SUNDAY, SEPTEMBER 18, 2016 @ 7:30 PM CDT • U.S. BANK STADIUM





THE DOPE SHEET

OFFICIAL PROGRAM AND PUBLICATION, ACME-PACKERS FOOTBALL TEAM.

Packers Public Relations • Lambeau Field Atrium • 1265 Lombardi Avenue • Green Bay, WI 54304 • 920/569-7500 • 920/569-7201 fax
Jason Wahlers, Aaron Popkey, Sarah Quick, Tom Fanning, Nathan LoCascio, Katie Hermsen

VOL. XVIII; NO. 9

WEEK 2

GREEN BAY (1-0) AT MINNESOTA (1-0)

Sunday, Sept. 18 • U.S. Bank Stadium • 7:30 p.m. CDT

PACKERS STAY ON THE ROAD TO PLAY THE VIKINGS

The Green Bay Packers will take on the Minnesota Vikings in the first regular-season game played at U.S. Bank Stadium. Back in 2003, Green Bay hosted Minnesota in the first regular season game played in a renovated Lambeau Field.

- ▶ It is the first time since 1924 that the Packers have played the first two games of the regular season on the road.
- ▶ This is the earliest week of the regular season that the two teams have played each other since 2008, when they met in Week 1 in Green Bay.
- ▶ Of the past 28 regular-season meetings between the Packers and Vikings, 19 of those games have been decided by seven points or less.
- ▶ Through 111 meetings, which includes two postseason contests (1-1), the Packers hold a 59-50-2 edge over the Vikings in the all-time series.
- ▶ The Packers are 10-2-1 in the last 13 games between the teams during the regular and postseason.
- ▶ The Packers have scored 30-plus points in seven of their last 11 regular-season games against Minnesota. That included a 30-point effort in the meeting at Minnesota last season, a 42-point game in 2014, a 44-point outing at Minnesota in 2013, the most points ever scored by Green Bay at the Metrodome, and a 45-point effort at Lambeau Field in 2011.
- ▶ Since Head Coach **Mike McCarthy** took over in 2006, the Packers have a 14-5-1 record (.725) against the Vikings in the regular season.
- ▶ Since 2006, the Packers have scored 20-plus points against the Vikings in 18 of 20 regular-season games. The Packers' 562 points scored in the regular season since 2006 are the most against the Vikings in the NFL, and Green Bay's 28.1 points per game leads the league among teams that have played Minnesota at least four times over that span.
- ▶ Including the postseason, Green Bay is 11-5 against Minnesota with **Aaron Rodgers** as the starting quarterback, and has won 10 of the last 12 contests.
- ▶ In 17 games against the Vikings (including playoffs), Rodgers has completed 354 of 514 passes (68.9 percent) for 4,267 yards, 35 TDs and five INTs with a passer rating of 112.7. His passer rating is the highest of any opposing quarterback vs. Minnesota (min. 100 att.).
- ▶ Rodgers has recorded a 100-plus passer rating in 10 of the last 14 games against the Vikings, including the postseason.
- ▶ In the last seven games versus Minnesota (including playoffs), Rodgers has thrown 15 touchdowns and one interception.
- ▶ In 2010-11, Rodgers posted a passer rating of 140.0 or better in three contests against Minnesota (146.5 at MIN in 2011 / 141.3 at MIN in 2010 / 140.3 vs. MIN in 2011), becoming the first NFL quarterback since the 1970 AFL-NFL merger to register a 140-plus passer rating in three consecutive games against the same opponent (according to the Elias Sports Bureau).
- ▶ According to STATS, Green Bay is 19-11 when playing indoors during the regular season since 2006. The Packers' .633 winning percentage ranks No. 1 in the NFC and No. 4 in the NFL over that time (New England, 9-3, .750 / New York Jets, 8-3, .727 / Indianapolis, 52-23, .693).
- ▶ Sunday marks the last of four consecutive road games (two preseason, two regular season) before hosting the Detroit Lions on Sept. 25. This is the first time Green Bay has closed the preseason as the away team in the final two games and opened the regular season on the road in the first two games.



WITH THE CALL

NBC will broadcast the game to a national audience. Play-by-play man **Al Michaels** joins analyst **Cris Collinsworth** in the booth with **Michele Tafoya** reporting from the sidelines.



- ▶ Milwaukee's WTMJ (620 AM), airing Green Bay games since November 1929, heads up the Packers Radio Network that is made up of 50 stations in five states. **Wayne Larrivee** (play-by-play) and two-time Packers Pro Bowler **Larry McCarren** (analyst) call the action. McCarren first joined the team's broadcasts in 1995 and enters his 22nd season calling Packers games. After originally being paired together in 1999, McCarren and Larrivee enter their 18th season of broadcasts together.
- ▶ Westwood One Sports will air the game on radio across the country. **Kevin Kugler** (play-by-play) and **James Lofton** (analyst) will call the action, with **Scott Graham** hosting the pregame and halftime shows.
- ▶ The broadcast is also available on Sirius Satellite Radio (WTMJ feed) as part of the network's NFL Sunday Drive.

REGULAR SEASON

Date	Opponent	Time (CT)	TV
Sun., Sept. 11	at Jacksonville Jaguars	7:25 p.m.	NBC
Sun., Sept. 18	at Minnesota Vikings	7:30 p.m.	NBC
Sun., Sept. 25	DETROIT LIONS	12 p.m.	FOX
Sun., Oct. 2	BYE		
Sun., Oct. 9	NEW YORK GIANTS (Gold Pkg.)	*7:30 p.m.	NBC
Sun., Oct. 16	DALLAS COWBOYS	*3:25 p.m.	FOX
Thu., Oct. 20	CHICAGO BEARS	7:25 p.m.	CBS/NFLN/Twitter
Sun., Oct. 30	at Atlanta Falcons	*12 p.m.	FOX
Sun., Nov. 6	INDIANAPOLIS COLTS (Gold Pkg.)	*3:25 p.m.	CBS
Sun., Nov. 13	at Tennessee Titans	*12 p.m.	FOX
Sun., Nov. 20	at Washington Redskins	*7:30 p.m.	NBC
Mon., Nov. 28	at Philadelphia Eagles	7:30 p.m.	ESPN
Sun., Dec. 4	HOUSTON TEXANS	*12 p.m.	CBS
Sun., Dec. 11	SEATTLE SEAHAWKS	*3:25 p.m.	FOX
Sun., Dec. 18	at Chicago Bears	*12 p.m.	FOX
Sat., Dec. 24	MINNESOTA VIKINGS	12 p.m.	FOX
Sun., Jan. 1	at Detroit Lions	*12 p.m.	FOX

*—Start time and broadcast may shift due to NFL flexible scheduling

NFL POSTSEASON DATES

- Jan. 7-8.....AFC and NFC Wild Card Playoffs
- Jan. 14-15.....AFC and NFC Divisional Playoffs
- Jan. 22.....AFC and NFC Championship Games
- Jan. 29.....Pro Bowl, Aloha Stadium, Honolulu, Hawaii
- Feb. 5.....Super Bowl LI, NRG Stadium, Houston, Texas





PACKERS AT VIKINGS - WEEK 2

DIVISIONAL DRIVE

The Packers have a 43-16-1 (.725) overall regular-season record against NFC North opponents under Head Coach **Mike McCarthy**, a divisional mark that ranks **No. 3 in the NFL** since 2006:

Team	Div. W-L Record	Pct.
1. New England	46-14-0	.767
2. Indianapolis	44-16-0	.733
3. Green Bay	43-16-1	.725
4. Pittsburgh	39-21-0	.650
5. Denver	37-23-0	.617
6t. Three teams	36-24-0	.600

- ▶ In the Packers' 60 divisional games under McCarthy, they have registered a plus-36 turnover differential (**No. 2 in the NFL**).
- ▶ Green Bay ranks **No. 2 in the NFL** since 2006 in point differential against division opponents:

Team	Point Differential (Since 2006)
1. New England	plus-598
2. Green Bay	plus-425
3. Seattle	plus-410
4. Pittsburgh	plus-319
5. San Diego	plus-285

- ▶ Green Bay has held NFC North foes to 20 points or less in 36 of those contests, including in four of the last six, and to 10 points or less in 13 of the games, ranking in the top five in the NFL in both categories:

Team	20 Points or Less Allowed
1. Pittsburgh	44
2t. San Francisco	40
2t. Seattle	40
4. Baltimore	38
5. Green Bay	36

Team	10 Points or Less Allowed
1. Seattle	21
2. Pittsburgh	19
3. New England	16
4. Baltimore	15
5t. Green Bay	13
5t. Cincinnati	13
5t. Denver	13

- ▶ The Packers gave up 19.0 points per game in divisional contests last season, ranking **No. 2 in the NFC** and **No. 7 in the NFL**:

Team	Points Per Game Allowed (2015)
1. Houston	12.5
2. Kansas City	14.5
3. Cincinnati	16.0
4. Pittsburgh	16.7
5. Denver	16.8
6. Carolina	18.8
7. Green Bay	19.0

- ▶ Green Bay has scored 30-plus points in 22 divisional games since 2006. The Packers' 22 games with 30-plus points against division opponents since 2006 rank **No. 3 in the NFL**:

Team	30-Point Games vs. Division
1. New England	26
2. New Orleans	23
3. Green Bay	22
4. Philadelphia	21
5t. Indianapolis	20
5t. New York Giants	20

- ▶ The Packers have won 22 of 30 NFC North games with one tie at home under McCarthy, which ranks **No. 3 in the NFL** since 2006:

Team	Home Div. Record	Pct.
1. New England	26-4-0	.867
2. Indianapolis	25-5-0	.833
3. Green Bay	22-7-1	.750
4. Seattle	22-8-0	.733
5t. Baltimore	21-9-0	.700
5t. Pittsburgh	21-9-0	.700

- ▶ Green Bay's 37-34 loss at Minnesota in Week 17 of the 2012 season snapped the Packers' 12-game winning streak in regular-season NFC North games, which was the longest divisional winning streak in team history since the league went to a divisional format in 1967:

Seasons	Divisional Winning Streak
1. 2010-2012	12
2t. 1996-97, 2001-02	8
4. 1997-98	7

- ▶ Green Bay posted a winning record in divisional games in the first nine seasons under McCarthy (2006-14). The only other team in the league to accomplish that feat during that time span was the New England Patriots.
- ▶ The streak of nine straight seasons with a winning record in divisional games is also a franchise record, topping the previous mark of five straight from 2000-04.
- ▶ Among active players, Packers QB **Aaron Rodgers** leads the NFL in passer rating and is tied for the lead in passing touchdowns against division opponents since the start of the 2008 season (min. 429 pass att.):

Player	Passer Rating vs. Division (Since 2008)
1. Aaron Rodgers, GB	108.9
2. Tom Brady, NE	94.9
3. Drew Brees, NO	94.3

Player	Passing TDs vs. Division (Since 2008)
1t. Aaron Rodgers, GB	95
1t. Drew Brees, NO	95
3. Eli Manning, NYG	86



PACKERS AT VIKINGS - WEEK 2

SEPTEMBER STARTS

Under Head Coach **Mike McCarthy**, Green Bay has been one of the most successful teams in the league early in the season.

- ▶ The Packers opened the 2016 season with a 27-23 victory at Jacksonville. It was Green Bay's 55th win in a road opener, further extending the top mark in NFL history.
- ▶ In 2015, Green Bay went 3-0 in September, marking the third time under McCarthy that the Packers finished the month undefeated (4-0 in 2007 and 3-0 in 2011).
- ▶ The Packers finished the month of September among the NFL's best in 2015:
 - Passer rating (1st, 135.4)
 - Passing touchdowns (1st, 10)
 - Turnovers (T-1st, 1)
 - Passing plays of 25-plus yards (3rd, 9)
 - Points per game (4th, 32.0)
 - Rushes of 10-plus yards (T-4th, 12)
 - Completion percentage (5th, 73.6)
 - Touchdowns scored (T-5th, 11)
 - Rushing yards per game (9th, 127.7)
- ▶ Since McCarthy took over in 2006, the Packers have a 23-12 (.657) mark in the month of September. Green Bay's 23 wins rank **No. 1 in the NFC and are tied for No. 3 in the NFL**:

Team	September Wins (2006-16)
1. New England	25
2. Denver	24
3t. Green Bay	23
3t. Baltimore	23
5. Dallas	22
6t. Arizona	21
6t. Cincinnati	21
6t. Seattle	21

- ▶ In the month of September under McCarthy (2006-16), the Packers rank at or near the top of the NFL in the following offensive categories:
 - Passer rating (1st, 102.0)
 - Passing touchdowns (1st, 74)
 - Touchdowns (1st, 109)
 - Touchdown/interception ratio (1st, 3.89, 74/19)
 - Points per game (2nd, 26.5)
 - Completion percentage (3rd, 65.8)
 - Completions (4th, 825)
- ▶ In 2015, QB **Aaron Rodgers** recorded a passer rating of 135.4 in the month of September. Dating back to 1970, it ranks **No. 5 among NFL quarterbacks** in the month of September (min. 40 pass attempts).
- ▶ From 2008-16, Rodgers is one of three active quarterbacks in the NFL with a passer rating of 100-plus in the month of September (min. 150 att.).

Quarterback	Passer Rating in Sept.
1. Aaron Rodgers, GB	105.5
2. Drew Brees, NO	102.3
3. Philip Rivers, SD	100.1

- ▶ Since becoming a full-time starter in 2008, Rodgers ranks in the top five in the month of September among active quarterbacks in numerous passing categories:

Passing Category	Total	Rank
Touchdown/Interception Ratio	4.21	1
Passing Touchdowns	59	2
Interception Percentage	1.5	2
Touchdown Percentage	6.2	3
Passing Yards	7,441	5
25-plus-yard pass plays	60	5

ON THE ROAD

- ▶ The Packers won their first road game of 2016, a 27-23 victory at Jacksonville. With a 5-3 road record during the 2015 regular season (best since 2011), Green Bay finished with at least a .500 record away from Lambeau Field for the eighth time in the first 10 seasons under McCarthy.

Season	Road Record	Pct.
2015	5-3	.625
2014	4-4	.500
2013	4-4	.500
2012	4-4	.500
2011	7-1	.500
2010	3-5	.375
2009	5-3	.625
2008	2-6	.250
2007	6-2	.750
2006	5-3	.625

- ▶ Last season, the Packers won five-plus regular-season road games for the fifth time since 2006.
- ▶ The Packers' 5-3 road record **tied for No. 5 in the NFL** during the 2015 regular season.
- ▶ Green Bay is 46-35 in regular-season away games during the McCarthy era. Its .568 road winning percentage since 2006 is **No. 2 in the NFC and No. 4 in the NFL** over that span:

Team	Road Record	Pct.
1. New England	56-25	.691
2. Indianapolis	46-34	.575
3. Philadelphia	45-34-1	.569
4. Green Bay	46-35	.568
5. Dallas	45-35	.563

STAT OF THE WEEK

- ▶ According to the Elias Sports Bureau, DT **Kenny Clark** became the youngest player to appear in a season opener for the Packers since T Joe Kurth (19 years old) in 1933.
- ▶ LB **Blake Martinez** became the first rookie to start on defense for Green Bay in Week 1 since LB Nick Perry in 2012.
- ▶ The game-time temperature for last week's game at Jacksonville was 90-degrees. It tied for the third-highest temperature for a Packers game (102 at San Diego in 1978 and at Arizona in 2003 / 90 at Pittsburgh in 1965 and at Tampa Bay in 1992).



THE DOPE ON THIS WEEK'S OPPONENT:

Packers vs. Vikings:

All-time, Regular season:
58-49-2

All-time, Postseason:
1-1

All-time, in Minnesota:
28-26-0

Streaks: The Packers have won nine and tied once out of the last 12 regular-season matchups.

Last meeting, regular season:

Jan. 3, 2016; Vikings won, 20-13, Lambeau Field



COACHES CAPSULES

Mike McCarthy: 113-62-1, .645 (incl. 8-7 postseason); 11th NFL season

Mike Zimmer: 19-15-0, .559 (incl. 0-1 postseason); 3rd NFL season

Head to Head: McCarthy 3-1

vs. Opponent: McCarthy 15-5-1 vs. Vikings; Zimmer 1-3 vs. Packers

MIKE MCCARTHY...Is in his 11th year as the Packers' 14th head coach.

- ▶ Joined Vince Lombardi and Mike Holmgren as the only coaches to guide the Packers to a Super Bowl title with a win over Pittsburgh in Super Bowl XLV.
- ▶ Led the Packers to their seventh consecutive playoff appearance last season, joining New England as the only two NFL teams to do so over that span. Has also led the team to eight playoff appearances in the last nine years (2007, 2009-15).
- ▶ Guided the Packers to top-10 finishes in scoring in eight straight seasons (2007-14), joining the Patriots as the only other team to accomplish the feat over that time; Packers finished first overall in scoring in 2014.
- ▶ His .655 winning percentage during the regular season (105-55-1) ranks No. 2 among active NFL head coaches (min. 50 games).
- ▶ Was named Packers head coach on Jan. 12, 2006, his first head-coaching job after 13 years as an NFL assistant.

MIKE ZIMMER...Is in his third year as the Vikings' 10th head coach.

- ▶ In 2015, led Minnesota to its third NFC North title and first since 2009.
- ▶ Improved the Vikings' defense from No. 31 (2013) to No. 14 (2014) in his first season as head coach.
- ▶ Coordinated the fifth-best defense in the NFL in Cincinnati from 2008-13, allowing 316.7 yards per game.
- ▶ Coached DE Everson Griffen to 22.5 sacks over the past two seasons, the sixth best mark in the NFL over that span.
- ▶ Guided the Vikings to be one of four defenses to allow less than five 300-yard passers since taking command.
- ▶ Was the defensive coordinator in Dallas (2000-06), Atlanta (2007) and Cincinnati (2008-13) before being hired as Minnesota's head coach.

THE PACKERS-VIKINGS SERIES

- ▶ The Packers began the series with six straight wins before Minnesota rattled off 22 victories in 32 contests from 1964-79.
- ▶ Green Bay began a run of its own in 1979 that saw 16 wins over 21 games and lasted until 1990.
- ▶ Since winning Super Bowl XXXI, Green Bay has a 25-14-1 record against the Vikings.
- ▶ Over two Wild Card playoff contests, Green Bay and Minnesota have each scored 41 points and won a game by 14 points.
- ▶ The last time Green Bay and Minnesota met this early in a season was a Packers 24-19 victory at Lambeau Field in Week 1 of the 2008 season.

NOTABLE CONNECTIONS

Packers DT Letroy Guion played for Minnesota from 2008-13 after being drafted by the Vikings in the fifth round (No. 152 overall) of the 2008 NFL draft...Green Bay RB Jhurrell Pressley was signed by Minnesota as an undrafted free agent and spent the 2016 preseason with the Vikings... Packers assistant offensive line coach David Raih grew up in Edina, Minn. ...Packers LB Julius Peppers spent the 2009 season in Carolina with Vikings CB Captain Munneryn...Green Bay defensive coordinator Dom Capers coached with Minnesota defensive coordinator George Edwards in Miami for two seasons (2006-07)...Packers associate head coach/offense Tom Clements (2004-05) and quarterbacks coach Alex Van Pelt (2005) were colleagues of Vikings defensive backs coach Jerry Gray in Buffalo...Packers TE Jared Cook caught passes from Minnesota QBs Sam Bradford (2013) and Shaun Hill (2014) while in St. Louis... Green Bay defensive line coach Mike Trgovac coached with Minnesota offensive line coach Tony Sparano in Washington during the 2001 season...Sparano also coached with Green Bay defensive quality control coach Ejiro Evero in San Francisco in 2015...Evero was on the staff in San Francisco when Vikings G Alex Boone played for the 49ers...Packers senior personnel executive Alonzo Highsmith was coached in 1991 by Vikings offensive coordinator Norv Turner in Dallas and wide receivers coach Goerge Stewart in Tampa Bay when Highsmith spent the season as a running back for the Cowboys and Buccaneers...Vikings head coach Mike Zimmer was Atlanta's defensive coordinator in 2007 when Packers secondary-cornerbacks coach Joe Whitt Jr. was the Falcons' assistant defensive backs coach...Whitt Jr. coached with Minnesota assistant defensive backs coach Jonathan Gannon in Atlanta in 2007 and at Louisville from 2003-06...Cook played at South Carolina from 2006-08 with Munneryn...Green Bay tight ends coach Brian Angelichio coached with Vikings quality control-offense coach Andrew Janocko for one season at Rutgers (2011) and two in Tampa Bay (2012-13)...Angelichio (2008-10) and Packers wide receivers coach Luke Getsy (2010) coached at Pittsburgh with Minnesota quarterbacks coach Scott Turner...Green Bay special teams coordinator Ron Zook coached at Florida in 1991 with Edwards...Packers DT Kenny Clark (2013), QB Brett Hundley (2012-13) and DE/LB Datone Jones (2011-12) played at UCLA with Vikings LB Anthony Barr...Minnesota LB Eric Kendricks was also UCLA teammates with Clark (2013-14), Hundley (2012-14) and Jones (2011-12)...Hundley (2012) and Jones (2009-12) played with Vikings P Jeff Locke at UCLA... Minnesota LS Kevin McDermott was Bruins teammates with Hundley (2012) and Jones (2011-12)...Packers LB Clay Matthews played at Southern California with Minnesota TE Rhett Ellison and T Matt Kalil for one season (2008) and DE Everson Griffen for two years (2007-08)... Ellison (2009-11), Griffen (2009) and Kalil (2009-11) were Southern California teammates with Packers LB Nick Perry...Green Bay S Chris Banjo and Minnesota FB Zach Line played together at Southern Methodist from 2009-11...Packers LB Jayrone Elliott was a teammate of Vikings C Zac Kerin from 2010-13 at Toledo...Green Bay running backs coach Ben Sirmans and Minnesota assistant wide receivers coach Drew Petzing coached together at Boston College from 2010-11.

LAST MEETING, REGULAR SEASON

Jan. 3, 2016, Lambeau Field, Vikings won, 20-13

- ▶ Vikings RB Adrian Peterson mustered 67 yards on 19 carries (3.5 avg.) and the game's first TD.
- ▶ Green Bay held Vikings QB Teddy Bridgewater to 99 yards on 10-of-19 passing (52.6 percent) and one INT (45.7 passer rating).
- ▶ Minnesota had five sacks, including a strip-sack by DE Everson Griffen that was returned for a 55-yard TD by CB Captain Munneryn.
- ▶ WRs Randall Cobb and James Jones had as many receptions (10) and more yards (139) than Minnesota (99 yards on 10 rec.).



PACKERS AT VIKINGS - WEEK 2

MAKING GAINS

The Packers opened the 2016 season with three pass plays 20-plus yards, including a 29-yard touchdown from QB **Aaron Rodgers** to WR **Davante Adams**. Green Bay registered 13 offensive touchdowns of 20-plus yards during the 2015 regular season, **tied for No. 7 in the NFL**:

<u>Team</u>	<u>Offensive TDs of 20-Plus Yards (2015)</u>
1. Buffalo	24
2. Seattle	19
3. New York Giants	17
4. Oakland	16
5. Arizona	15
6. Philadelphia	14
7t. Green Bay	13
7t. New Orleans	13

► Dating back to 2015, Green Bay is **tied for No. 4 in the NFL** with 41 pass plays of 25-plus yards:

<u>Player</u>	<u>Pass Plays of 25-Plus Yards</u>
1. Pittsburgh	46
2t. Jacksonville	42
2t. New England	42
4t. Green Bay	41
4t. New Orleans	41
6t. Oakland	38
6t. San Francisco	38

► Rodgers completed a 61-yard touchdown pass to TE **Richard Rodgers** that gave Green Bay a win over Detroit in Week 13 last season. It was the second-longest come-from-behind game-ending touchdown in the fourth quarter from scrimmage in NFL history behind only QB Earl Morrall's 65-yard touchdown pass for Detroit against Baltimore in 1960.

► Since the start of 2013, the Packers are **No. 2 in the league** in pass plays of 25-plus yards during the regular season:

<u>Team</u>	<u>Pass Plays of 25-Plus Yards</u>
1. Pittsburgh	121
2. Green Bay	119
3. Denver	117
4t. New Orleans	111
4t. Philadelphia	111

► Green Bay's big-play ability also involved special teams last season. WR **Jeff Janis** recorded two kickoff returns of 60-plus yards (64, 70) in four attempts over a two-game span (Weeks 11-12). He became the first Packer to post a kickoff return of 60-plus yards in back-to-back games since WR Robert Brooks in 1993 (Oct. 3-Oct. 10).

► According to the Elias Sports Bureau, Janis was the first NFL player since Houston Oilers CB Willie Tullis in 1981 to have two kickoff returns of 60-plus yards in his first four career attempts.

DEFENSIVE STRENGTH

Green Bay's defense was a key reason why the Packers won 10 games and made the playoffs last season, and was a big reason they got a victory over Jacksonville this past week.

► Green Bay's defense allowed 48 yards rushing on 26 carries (1.85 avg.) in Week 1 at Jacksonville. It was the first time the Jaguars rushed for 48 or fewer yards on 25-plus attempts since Nov. 14, 1999 (vs. Baltimore, 47 yards on 26 attempts).

► The Packers gave up the fewest rushing yards of any NFL team in Week 1:

<u>Team</u>	<u>Rushing Yards Allowed</u>
1. Green Bay	48
2. Tampa Bay	52
3. Pittsburgh	55
4. N.Y. Jets	57
5t. Minnesota	64
5t. Seattle	64

► Green Bay's defense limited Jacksonville to 1.85 yards per carry, **No. 1 in the NFL** in Week 1:

<u>Team</u>	<u>Yard Per Carry Allowed</u>
1. Green Bay	1.85
2. Tennessee	2.32
3. Tampa Bay	2.36
4. Baltimore	2.71
5. Minnesota	2.91

► The 1.85 yards-per-carry average against Jacksonville was the seventh lowest by a Green Bay opponent (min. 20 attempts) dating back to 1970.

► The Packers registered three sacks against Jacksonville in Week 1. Dating back to 2015, the Packers are **tied for No. 3 in the NFL** in three-plus sack games:

<u>Team</u>	<u>Games With Three-Plus Sacks</u>
1. Denver	12
2. New England	10
3t. Green Bay	9
3t. Cincinnati	9
3t. Houston	9
3t. N.Y. Jets	9

► The Packers recorded a sack-per-pass attempt percentage of 7.69% in Week 1. Last season, Green Bay ranked **No. 5 in the NFL** in sacks per pass attempt:

<u>Team</u>	<u>Sacks/Pass Attempt (2015)</u>
1. Denver	9.08%
2. New England	8.22%
3. Houston	8.14%
4. Detroit	7.95%
5. Green Bay	7.80%



PACKERS AT VIKINGS - WEEK 2

QUICK OUT OF THE GATE

Green Bay started games fast during the 2015 regular season, scoring touchdowns in the first quarter in nine games. They continued that this past Sunday with a touchdown in the opening quarter of the season.

- ▶ The Packers scored 13 touchdowns in the first quarter in 2015, **tied for No. 2 in the NFL** (Washington, 13 / New Orleans, 16).
- ▶ Early last season, the Packers wrapped up a streak of scoring in the first quarter in 22 straight regular-season games, an NFL record (Game 1 of 2014 - Game 6 of 2015). The next longest was 17 by the Chicago Bears (1983-84) and Pittsburgh Steelers (2004-05).
- ▶ Since the start of the 2015 regular season, Green Bay has averaged 6.6 points in the first quarter, **No. 2 in the NFL**.

Team	Points Per Game/First Quarter
1. New Orleans	7.3
2. Green Bay	6.6
3. Washington	6.4
4. Carolina	6.2
5. New England	5.8

- ▶ Green Bay scored points in the first quarter in 12 games during the regular season, **tied for No. 4 in the NFL** in 2015 and **tied for No. 2 among Packers teams since 2000**:

Year	Games Scoring Points in the First Quarter
1. 2014	16
2t. 2015	12
2t. 2011	12
2t. 2009	12

- ▶ The Packers had a plus-61 first-quarter point differential during the 2015 regular season, **No. 1 in the NFL**:

Team	First-Quarter Point Differential (2015)
1. Green Bay	plus-61
2t. Cincinnati	plus-53
2t. New England	plus-53
2t. New Orleans	plus-53
5. Detroit	plus-49

- ▶ Dating back to 2014, the Packers have outscored their opponents, 161-30, in the first quarter at Lambeau Field.
- ▶ In 2014, Green Bay scored 89 unanswered points at home in the first quarter from the Week 2 game vs. the N.Y. Jets through Week 14 vs. Atlanta. It was the most consecutive points scored at home in the first quarter since the Miami Dolphins scored 93 straight in the 1978-79 seasons.
- ▶ The Packers scored 106 points in the first quarter during the 2015 regular season, **No. 5 by Green Bay teams since 1990**:

Season	First-Quarter Points
1. 2014	151
2. 2011	132
3. 2009	115
4. 1998	107
5. 2015	106
6. 2003	103

- ▶ In Week 1 against Jacksonville, Rodgers completed 11 of 18 passes for 114 yards, two touchdowns and a passer rating of 116.4 in the first half.
- ▶ Rodgers has thrown 40 touchdowns and three interceptions in the first half since the start of the 2014 regular season.
- ▶ Since 2014, Rodgers ranks in the top five in the NFL in a few first-half passing categories:

Player	First-Half Passer Rating
1. Kirk Cousins, WAS	107.2
2. Aaron Rodgers, GB	106.3
3. Drew Brees, NO	104.0
4. Tom Brady, NE	102.5
5. Ben Roethlisberger, PIT	101.0

Player	First-Half Passing Touchdowns
1. Aaron Rodgers, GB	40
2. Tom Brady, NE	37
3. Eli Manning, NYG	36
4. Drew Brees, NO	33
5. Matthew Stafford, DET	31

Player	First-Half TD/INT Ratio
1. Aaron Rodgers, GB	10.00
2. Tom Brady, NE	6.17
3t. Kirk Cousins, WAS	3.67
3t. Marcus Mariota, TEN	3.67
5. Drew Brees, NO	3.30

- ▶ Green Bay's 151 first-quarter points during the 2014 regular season were the **most in the NFL in a single season**, dating back to 1991.
- ▶ Dating back to 2006, the Packers have recorded three of the top six single-season first-half point totals in the NFL:

Team	First-Half Points
1. New England, 2007	333
2. Green Bay, 2014	310
3. New England, 2012	290
4. Denver, 2013	288
5. Green Bay, 2011	286
6. Green Bay, 2009	269

- ▶ Dating back to 1991, Rodgers' owns four of the top six single-season marks for passing touchdowns during the first quarter for the Packers:

Player	Passing Touchdowns
1. Aaron Rodgers, 2011	11
2t. Aaron Rodgers, 2014	10
2t. Brett Favre, 1998	10
2t. Brett Favre, 1995	10
5t. Aaron Rodgers, 2015	9
5t. Aaron Rodgers, 2012	9



PACKERS AT VIKINGS - WEEK 2

NOT IN A GIVING MOOD

The Packers did not turn the ball over in Week 1 and turned the ball over just 17 times during the 2015 regular season, the fifth fewest in franchise history.

►The five best giveaway seasons in franchise history have come under Head Coach **Mike McCarthy's** direction:

<u>Season</u>	<u>Giveaways</u>
1. 2014	13
2. 2011	14
3t. 2012	16
3t. 2009	16
5. 2015	17
6. 1972	19

►In the 2015 regular season, Green Bay **tied for No. 4 in turnovers in the NFL**. A look at Green Bay's giveaway totals each season since 2006 and where that ranked in the NFL:

<u>Season</u>	<u>Giveaways/Ranking</u>
2006	33 (26th)
2007	24 (t-7th)
2008	21 (t-8th)
2009	16 (1st)
2010	22 (10th)
2011	14 (2nd)
2012	16 (t-2nd)
2013	25 (t-15th)
2014	13 (t-1st)
2015	17 (t-4th)
2016	0 (t-1st)

►Green Bay's 123 turnovers in regular-season games since 2009 are **No. 2 in the NFL**:

<u>Team</u>	<u>Total Giveaways Since 2009</u>
1. New England	114
2. Green Bay	123
3. San Francisco	131

►The Packers have not turned the ball over in nine regular-season games since 2015, **No. 1 in the NFL** over that span:

<u>Team</u>	<u>Zero-Turnover Games (2015-16)</u>
1. Green Bay	9
2. Kansas City	8
3. Three teams	7

►Green Bay's eight zero-turnover games during the 2015 regular season tied for No. 1 in franchise history (since 1933):

<u>Year</u>	<u>Zero-Turnover Games</u>
1t. 2015	8
1t. 2009	8
3. 2014	7

►Green Bay did not turn the ball over in seven games in 2014, **tied for No. 2 in the NFL** (New England-eight, Seattle-seven). For the first time in team history (since 1933), the Packers did not turn the ball over in four straight games in a single season (Weeks 11-14, 2014).

►The Packers' eight zero-turnover games in 2015 and in 2009 are tied for the fourth most in a single regular season in NFL history:

<u>Year</u>	<u>Zero-Turnover Games</u>
1. New England, 2010	11
2t. New York Giants, 2008	9
2t. Pittsburgh, 1994	9
4t. Green Bay, 2015	8
4t. Green Bay, 2009	8
4t. Dallas, 1998	8
4t. Kansas City, 2015	8
4t. New England, 2014	8
4t. New England, 2011	8
4t. Pittsburgh, 2001	8
4t. Seattle, 2005	8

►Green Bay has registered 42 zero-turnover games since 2009, which ranks **No. 2 in the NFL** over that span:

<u>Team</u>	<u>Zero-Turnover Games Since 2009</u>
1. New England	44
2. Green Bay	42
3. San Francisco	41
4. Kansas City	37

►Green Bay is 77-21-1 (.783) in the regular season under McCarthy when it doesn't have a giveaway or turns it over just once. A look at the Packers' record by the number of giveaways they have in a game since 2006:

<u>Giveaways In Game</u>	<u>GB Record Since 2006</u>
None	44-7-1 (.856)
One	33-14 (.702)
Two	22-19 (.537)
Three-plus	6-15 (.286)

PROLIFIC PACKERS

Dating back to 2010, Green Bay has been one of the most productive offenses in the NFL.

►The Packers rank **No. 2 in the NFL** in points per game (27.6) and 40-point games (15), and are **tied for No. 2** in 30-point games (40) over that span.

►A look at Green Bay's regular-season record **since 2006** by point total:

<u>Points Scored</u>	<u>GB Record Since 2006</u>
30-plus	60-5 (.923)
21-29	34-18-1 (.651)
11-20	8-19 (.296)
10 or less	3-12 (.200)



PACKERS AT VIKINGS - WEEK 2

DIFFERENTIAL MAKES A DIFFERENCE

Green Bay finished in the top 10 in the league in turnover differential in six consecutive seasons (2007-12), the only team in the NFL to accomplish that feat over that span.

► After one week, Green Bay is **tied for No. 5 in the NFL** (plus-1) in turnover differential this season after **tying for No. 10 in the league** last season:

Team	Turnover Margin (2015)
1. Carolina	plus-20
2. Kansas City	plus-14
3. Arizona	plus-9
4. Cincinnati	plus-11
5t. New England	plus-7
5t. New York Giants	plus-7
5t. Seattle	plus-7
8t. Buffalo	plus-6
8t. New York Jets	plus-6
10t. Green Bay , four others	plus-5

► Since the start of the 2014 regular season, the Packers have a plus-20 turnover differential, **No. 2 in the NFL**:

Team	Turnover Margin (Since 2014)
1. Carolina	plus-25
2. Green Bay	plus-20
3. Arizona	plus-19
4t. Houston	plus-17
4t. New England	plus-17
6. Seattle	plus-15

► A look at where Green Bay ranks in the category since 2009:

Team	Turnover Margin (Since 2009)
1. New England	plus-102
2. Green Bay	plus-82
3. San Francisco	plus-59

► Green Bay has won or come out even in the turnover battle in 66 of its last 82 regular-season games.

► During the **Mike McCarthy** era (2006-present), the Packers rank **No. 2 in the NFL** in turnover margin:

Team	Turnover Margin (Since 2006)
1. New England	plus-127
2. Green Bay	plus-93
3. Carolina	plus-38
4. Atlanta	plus-37
5. Seattle	plus-34

► Green Bay ranked **No. 2 in the league** in 2011 with a plus-24 turnover differential, trailing only San Francisco (plus-28). That mark was tied for No. 2 in franchise history. Two of the top five ratios have come under McCarthy:

Season	Turnover Margin
1. 1943	plus-26
2t. 1941	plus-24
2t. 1965	plus-24
2t. 2009	plus-24
2t. 2011	plus-24

► During McCarthy's tenure, the Packers have a 75-10-1 (.878) regular-season record when they come out ahead in the game in turnover ratio:

Turnover Margin	GB Record Since 2006
minus-3 or worse	0-2 (.000)
minus-2	2-13 (.133)
minus-1	8-17 (.320)
even	20-13 (.606)
plus-1	39-6-1 (.859)
plus-2	17-2 (.895)
plus-3 or better	19-2 (.905)

BREAKING DOWN THE ROSTER

The Packers have a 53-man roster that is composed of 25 offensive players, 25 defensive players and three specialists.

► Of the 53 players on the roster, 47 began their pro careers with the Packers (88.7 percent) and 35 of them (66.0 percent) were draft picks of the Packers. Dating back to 2009, Green Bay has selected nine players in the first round, seven of which are still on the team.

► Green Bay has 15 players on the roster that began their careers as undrafted free agents, with 12 of those originally signed by Green Bay.

► Five 2016 undrafted rookie free agents made the opening-day roster, four who were originally signed by Green Bay (S Kentrell Brice, QB Joe Callahan, S Marwin Evans, CB Josh Hawkins) and one who was claimed off of waivers (RB Jhurrell Pressley).

► 39.6 percent of the players (21 of 53) on Green Bay's roster entered the league as a sixth-round or seventh-round pick or as an undrafted player.

► The Packers have five players on the roster that played in the NFL prior to the 2009 season. Three of those players were draft picks of the Packers (QB Aaron Rodgers, K Mason Crosby and WR Jordy Nelson) and two (Rodgers, Nelson) have made at least one Pro Bowl.

► Only 20 of the 53 players on the roster (37.7 percent) were selected in the first three rounds of the draft, with 18 being drafted by the Packers.

► Of the 53 players on the roster, 44 of them (83.0 percent) are 28 years old or younger (as of Sept. 18) and 25 players (47.2 percent) are 24 years old or younger.

GREEN BAY'S ROSTER ...

BY AGE (as of Sept. 18)

20-24	25 players
25-28	19 players
29-32	8 players
33-plus	1 players

BY EXPERIENCE

R-1	13 players
2-3	17 players
4-5	9 players
6-9	11 players
10-plus	3 players

BY DRAFT ROUND

1st	9 players
2nd/3rd	11 players
4th/5th	12 players
6th/7th	6 players
Undrafted	15 players



PACKERS AT VIKINGS - WEEK 2

TAKE IT AWAY NOW

A key component to a good defense is forcing turnovers. It has been a focal point of the Packers defense for years and it continued in Week 1, where registered an interception.

- ▶ Including playoffs, the Packers have recorded one or more takeaways in 41 of the last 43 games.
- ▶ Green Bay had 22 takeaways during the 2015 regular season, recording at least one in 15 of 16 games.
- ▶ The Packers were one of three teams to register one or more takeaways in a league-best 15 games last season (Carolina, Cincinnati).
- ▶ Dating back to 2014, the Packers rank **No. 5 in the NFL** in takeaways during the regular and postseason:

Team	Takeaways (Since 2014)
1. Carolina	82
2. Arizona	65
3. Denver	62
4. Houston	61
5. Green Bay	59
6. Cincinnati	58
7t. Buffalo	56
7t. Pittsburgh	56

- ▶ Under the guidance of defensive coordinator Dom Capers, the Packers have forced 205 turnovers during the regular season, **No. 5 in the NFL since 2009**:

Team	Takeaways (Since 2009)
1. New England	216
2. New York Giants	212
3. Carolina	211
4. Chicago	208
5. Green Bay	205

- ▶ Green Bay recorded four interceptions in a Week 5 victory over the St. Louis Rams (2015), the Packers' first four-interception game since Sept. 13, 2012, vs. Chicago.
- ▶ The Packers registered 16 interceptions during the 2015 regular season, **No. 9 in the NFL**.
- ▶ Rookie CBs **Damarious Randall** and **Quinten Rollins** each returned an INT for a touchdown during the 2015 regular season, marking the first time the Packers had two rookies/first-year players post INT returns for TDs in the same season since 1921 (Nate Abrams, Billy DuMoe).
- ▶ The Packers have a **66-18 record** (.786) when they record **at least two takeaways** in a game under Head Coach **Mike McCarthy**. A look at the Packers' record by the number of takeaways since 2006:

Takeaways In Game	GB Record Since 2006
None	4-16 (.200)
One	35-21-1 (.623)
Two	30-11 (.732)
Three-plus	36-7 (.837)

TAKING CARE OF THE BALL

Since taking over as the starter in 2008, QB **Aaron Rodgers** has been one of the best in the league when it comes to limiting interceptions. He did not throw one in Week 1 against Jacksonville, threw eight during the 2015 regular season (**tied for No. 6 in the NFL**, min. 300 att.) and **ranked No. 1 in the NFL** during the 2014 regular season with five interceptions, the third fewest in a single regular season (min. 250 att.) in Packers history.

- ▶ Rodgers finished the 2014 regular season with the fewest interceptions of his career since taking over as the starter in 2008:

Year	Interceptions	GP
1. 2014	5	16
2t. 2011	6	15
2t. 2013	6	9

- ▶ Rodgers set NFL records with 494 pass attempts and 44 touchdown passes (586 and 49 including playoffs) at home without an interception. The streak lasted from Dec. 2, 2012, to Oct. 11, 2015.
- ▶ Rodgers posted six consecutive zero-interception games during the 2014 regular season (Weeks 2-7), matching Bart Starr's franchise record of six (min. 15 attempts a game) set in 1964.
- ▶ Rodgers (four, 2014), along with Patriots QB Tom Brady (four, 2007) and Seahawks QB Russell Wilson (five, 2015) are the only players in NFL history to register four or more consecutive three-touchdown/zero-interception games in a single season. His eight overall in 2014 also tied Brady (2007) for the most during a single regular season.
- ▶ Rodgers ranks **No. 1 in NFL history** in career INT percentage (min. 1,500 attempts):

Quarterback	Career INT Pct.
1. Aaron Rodgers, GB	1.6
2. Tom Brady, NE	1.9

- ▶ Rodgers also ranks **No. 1 in league annals** in career TD/INT ratio:

Quarterback	TD/INT Ratio
1. Aaron Rodgers, GB	3.98 (259/65)
2. Russell Wilson, SEA	3.06 (107/35)

- ▶ Rodgers holds three of the four lowest interception-percentage marks (min. 200 attempts) in a season in team history:

Quarterback	Season INT Pct.
1. Aaron Rodgers, 2014	0.96 (5 INTs, 520 att.)
2t. Aaron Rodgers, 2011	1.20 (6 INTs, 502 att.)
2t. Bart Starr, 1966	1.20 (3 INTs, 251 att.)
4. Aaron Rodgers, 2009	1.29 (7 INTs, 541 att.)

- ▶ Rodgers leads the NFL in zero-INT games (min. 15 att.) since 2008:

Quarterback	Zero-INT Games
1. Aaron Rodgers, GB	70
2. Tom Brady, NE	64

- ▶ In Week 5 of last season, Rodgers finished a streak of 197 consecutive passes without an interception, the **fourth-longest streak** in franchise history:

Quarterback	Cons. Att. W/O An INT
1. Bart Starr, 1964-65	294
2. Aaron Rodgers, 2014	212
3. Aaron Rodgers, 2014	202
4. Aaron Rodgers, 2014-15	197



PACKERS AT VIKINGS - WEEK 2

AT THE HELM

Having led Green Bay to the playoffs in eight of his first 10 seasons as head coach, **Mike McCarthy** is joined by Vince Lombardi and Mike Holmgren as the only coaches to guide the Packers to a Super Bowl win with a victory over Pittsburgh in Super Bowl XLV.

► McCarthy guided the Packers to a franchise-record fourth consecutive division title in 2014.

► With a win at Tampa Bay in Week 16 of the 2014 season, McCarthy passed Lombardi for the No. 2 spot in team history as far as overall victories:

Coach	Overall Wins
1. Curly Lambeau, 1921-49	212
2. Mike McCarthy, 2006-16	113
3. Vince Lombardi, 1959-67	98
4. Mike Holmgren, 1992-98	84

► The 113 overall wins are the most in the NFC and the third most in the NFL since 2006 (NE 136 and IND 112). McCarthy reached 100 career wins (including playoffs) in just his 155th game. He was the fastest to reach 100 wins in the NFL since George Seifert in 1996 (132 games).

► McCarthy reached 100 overall wins faster than any active NFL coach:

Coach	Games Needed For 100 Overall Wins
1. Mike McCarthy, GB	155
2. Andy Reid, PHI/KC	165
3. Bill Belichick, CLE/NE	172

► McCarthy recorded his third regular season with 12-plus wins in 2014 (2007, 2011), passing Curly Lambeau (1929, 1931), Lombardi (1962, 1966), Holmgren (1996-97) and Mike Sherman (2001-02) for the most by a coach in franchise history.

► McCarthy has guided the Packers to five seasons with 11-plus wins (2007, 2009, 2011-12, 2014), passing Lombardi (1961-63, 1966) and Holmgren (1995-98) for the **most by a coach in franchise history**.

► McCarthy's seven regular seasons with 10-plus wins are a franchise record (since 1921).

► McCarthy joined Pittsburgh's Bill Cowher (2005) as the only Super Bowl-winning coaches to lead their respective teams to three road wins as the No. 6 seed in the postseason en route to a world title.

► Including playoffs, McCarthy has a 113-62-1 record since taking over as head coach in 2006, a .645 winning percentage that ranks **No. 2 among current NFL head coaches** (minimum 75 games):

Coach	Winning Pct.
1. Bill Belichick, CLE/NE	.669 (247-122)
2. Mike McCarthy, GB	.645 (113-62-1)
3. Mike Tomlin, PIT	.635 (99-57)

► McCarthy coached in his 134th game in Week 13 at Detroit in 2013 (including playoffs), moving him past Bart Starr for No. 2 in team history:

Coach	Overall Games
1. Curly Lambeau, 1921-49	339
2. Mike McCarthy, 2006-16	176
3. Bart Starr, 1975-83	133

► In the Week 6 victory over the San Diego Chargers in 2015, McCarthy earned the 100th regular-season win of his career in just his 150th game, making him the seventh-fastest coach in NFL history and the fastest current NFL coach to reach the 100-win plateau:

Coach (Current)	Games Needed For 100 Regular-Season Wins
1. Mike McCarthy, GB	150
2. Andy Reid, PHI/KC	164
3. Bill Belichick, CLE/NE	177
4. John Fox, CAR/DEN	182

► Since McCarthy took over in 2006, the Packers rank **No. 2 in the NFL** in regular-season winning percentage:

Team	Winning Pct.
1. New England	.776 (125-36)
2. Green Bay	.655 (105-55-1)
3. Indianapolis	.646 (104-57)

WINNING WAYS

With a win in Week 15 at Chicago in 2012, Green Bay posted its fourth straight 10-win season, tying a franchise record that was done three other times in club annals (1929-32, 1995-98, 2001-04).

► A victory vs. Tennessee in Week 16 brought the Packers' win total to 47 from 2009-12, which ranks second in franchise history for a four-year period:

Seasons	Regular-Season Wins
1. 1995-98	48
2. 2009-12	47
3. 1994-97	46

► Green Bay's six 10-win regular seasons since 2009 are No. 2 in the NFL behind New England's seven.

► A look at the top regular-season win totals in the league since 2009:

Team	Regular-Season Wins (Since 2009)
1. New England	86
2. Green Bay	78
3t. Denver	71
3t. Pittsburgh	71
5. New Orleans	69

► The Packers are the only NFC team and one of two teams in the league (New England) to make the playoffs each of the past seven seasons (2009-15).

► Including playoffs, the Packers have won 85 games since 2009, which ranks **No. 2 in the league** over that span:

Team	Total Wins (Since 2009)
1. New England	94
2. Green Bay	85
3t. Baltimore	75
3t. Denver	75
5. New Orleans	74



PACKERS AT VIKINGS - WEEK 2

AMONG THE LEADERS

QB **Aaron Rodgers** has proven himself to be among the best quarterbacks in the NFL.

- ▶ Rodgers opened the 2016 season with a two-touchdown, zero-interception performance at Jacksonville. He finished the 2015 regular season **No. 2 in the NFL** with seven games with two-plus touchdown passes and zero INTs (New England QB Tom Brady, nine).
- ▶ Rodgers also rushed for a touchdown in Week 1, marking his 11th game with two-plus passing touchdowns and one-plus rushing touchdowns since 2008, which tied for No. among NFL QBs over that span behind Cam Newton.
- ▶ His 13 games (min. 15 attempts) without an interception in 2014 were the third most in a regular season in NFL history. He had nine during the 2015 regular season, **tied for No. 3 in the NFL** (NE QB Tom Brady, 10 / KC QB Alex Smith, 11).
- ▶ Rodgers recorded 11 touchdown passes and zero interceptions through the first four contests of the 2015 regular season to become just the third QB in NFL history to throw 11-plus touchdown passes with zero interceptions in the first four games of a season (Peyton Manning, 16/0 in 2013; Don Meredith, 14/0 in 1966).
- ▶ Rodgers reached 30 passing touchdowns (31) during the 2015 regular season for the fifth time in his career. He ranks second in team history behind Brett Favre's eight. Rodgers' five 30-plus passing touchdown seasons since 2009 are tied for the second most in the NFL over that time span (NE Tom Brady and IND/DEN Peyton Manning, five / NO Drew Brees, seven).
- ▶ Rodgers was one of three NFL quarterbacks to throw for 30-plus touchdowns and fewer than 10 interceptions during the 2015 regular season:

Quarterback	Passing TDs	Interceptions
1. Tom Brady, NE	36	7
2. Russell Wilson, SEA	34	8
3. Aaron Rodgers, GB	31	8

- ▶ Below is where Rodgers ranks among the league leaders in several categories since the start of the 2015 regular season (min. 300 att.):

Quarterback	TD/INT Ratio (2015-16)
1. Tom Brady, NE	5.14
2. Aaron Rodgers, GB	4.13
3. Russell Wilson, SEA	3.89

Quarterback	INT Percentage (2015-16)
1. Tom Brady, NE	1.1
2. Aaron Rodgers, GB	1.3
3. Tyrod Taylor, BUF	1.5

Quarterback	25-Plus-Yard Passes (2015-16)
1. Blake Bortles, JAX	42
2. Aaron Rodgers, GB	41
3. Drew Brees, NO	40

Quarterback	Rushing Yards (2015-16)
1. Cam Newton, CAR	690
2. Tyrod Taylor, BUF	579
3. Russell Wilson, SEA	569
4. Alex Smith, KC	513
5. Aaron Rodgers, GB	360

- ▶ Dating back to 1921, Rodgers is tied for the most regular seasons with 30-plus touchdowns and less than 10 interceptions (according to pro-football-reference.com):

Player	Seasons With 30-Plus TD Passes/Less Than 10 INTs
1t. Aaron Rodgers, GB	5
1t. Tom Brady, NE	5
3t. Six players	1

- ▶ Rodgers owns three of the top four single-season totals in touchdown passes in franchise history:

Player	TD Passes
1. Aaron Rodgers, 2011	45
2t. Aaron Rodgers, 2012	39
2t. Brett Favre, 1996	39
4t. Aaron Rodgers, 2014	38
4t. Brett Favre, 1995	38

- ▶ A look at where Rodgers ranks in the NFL in several categories **since 2011** (min. 600 attempts):

Quarterback	Passer Rating (Since 2011)
1. Aaron Rodgers, GB	107.7
2. Drew Brees, NO	102.3
3. Russell Wilson, SEA	101.7

Quarterback	TD Passes (Since 2011)
1. Drew Brees, NO	197
2. Aaron Rodgers, GB	172
3. Tom Brady, NE	167

Quarterback	Yards/Attempt (Since 2011)
1. Aaron Rodgers, GB	8.05
2. Russell Wilson, SEA	8.00
3. Peyton Manning, IND/DEN	7.89

Quarterback	Completion Pct. (Since 2011)
1. Drew Brees, NO	68.0
2. Peyton Manning, IND/DEN	66.5
3. Tony Romo, DAL	66.3
4. Matt Ryan, ATL	66.1
5. Philip Rivers, SD	65.9
6. Aaron Rodgers, GB	65.4

Quarterback	TD/INT Ratio (Since 2011)
1. Aaron Rodgers, GB	5.21 (172/33)
2. Tom Brady, NE	3.55 (167/47)
3. Russell Wilson, SEA	3.06 (107/35)

Quarterback	TD Percentage (Since 2011)
1. Aaron Rodgers, GB	7.0
2. Peyton Manning, IND/DEN	6.5
3. Russell Wilson, SEA	6.0



PACKERS AT VIKINGS - WEEK 2

A RATINGS SUCCESS

Since taking over as the starter in 2008, **QB Aaron Rodgers** is **No. 2 in the NFL** in 100-plus passer rating games during the regular season (min. 15 attempts) over that span:

<u>Quarterback</u>	<u>100-Rating Games (Since '08)</u>
1. Drew Brees, NO	68
2. Aaron Rodgers, GB	66
3. Philip Rivers, SD	59

► A look at where Rodgers ranks in the NFL **since 2011** (min. 15 att.):

<u>Quarterback</u>	<u>100-Rating Games</u>
1. Drew Brees, NO	44
2. Aaron Rodgers, GB	41
3. Tom Brady, NE	39

► Rodgers is **No. 1 in the NFL** since the start of the 2014 regular season (min. 15 att.) with seven games with a passer rating over 130.0:

<u>Quarterback</u>	<u>130-Rating Games (Since 2014)</u>
1. Aaron Rodgers, GB	7
2t. Drew Brees, NO	6
2t. Tony Romo, DAL	6

► Since 2011, Rodgers **leads the NFL** in games with a passer rating of at least 130.0 (min. 15 att.):

<u>Quarterback</u>	<u>130-Rating Games (Since 2011)</u>
1. Aaron Rodgers, GB	18
2. Drew Brees, NO	15
3. Tony Romo, DAL	12
4. Peyton Manning, IND/DEN	11

PUTTING UP THE POINTS

Dating back to 2014, QB **Aaron Rodgers** ranks **No. 1 in the league** in the regular season in both touchdown passes (71) and touchdown percentage (6.3).

► Rodgers has recorded at least three touchdown passes in 11 regular-season games since the start of the 2014 season, **tied for No. 2 in the NFL**:

<u>Player</u>	<u>Games With 3+ Passing TDs (Since 2014)</u>
1. Philip Rivers, SD	12
2t. Aaron Rodgers, GB	11
2t. Drew Brees, NO	11
2t. Eli Manning, NYG	11

► Since becoming the starter in 2008, he has 46 games with at least three touchdown passes during the regular season, **No. 2 in the league** over that span:

<u>Player</u>	<u>Games With 3+ Passing TDs (Since 2008)</u>
1. Drew Brees, NO	54
2. Aaron Rodgers, GB	46

TAKING HIS PLACE AMONG THE GAME'S BEST

Rodgers surpassed the 1,500-attempt plateau for his career in 2010, the benchmark to qualify for passer rating in the NFL record book.

► Rodgers ranks **No. 1 in NFL history** in career passer rating:

<u>Quarterback</u>	<u>Career Passer Rating</u>
1. Aaron Rodgers, GB	104.1
2. Russell Wilson, SEA	101.2
3. Tony Romo, DAL	97.1
4. Steve Young, TB/SF	96.8
5. Peyton Manning, IND/DEN	96.5

► In 120 career regular-season starts, Rodgers has eclipsed the century mark in passer rating 66 times and recorded 43 games of 300-plus yards.

► Rodgers went over the 30,000-yard passing mark for his career in 2015 in Week 6 vs. San Diego. He reached the mark on his 3,652nd attempt, the fewest attempts needed in NFL history, as he bested the previous record held by QB Johnny Unitas (3,695 attempts).

► Rodgers reached the mark in his 116th career game, the fourth fewest in NFL history.

► Rodgers reached 250 touchdown passes in Week 12 of 2015. He did in his 121st career game, surpassing MIA QB Dan Marino (128) for the NFL record.

► Where Rodgers ranks among active NFL quarterbacks **since he took over as the starter in 2008** (min. 1,000 attempts):

<u>Quarterback</u>	<u>Passing Yards (Since 2008)</u>
1. Drew Brees, NO	40,137
2. Philip Rivers, SD	35,002
3. Matt Ryan, ATL	33,091
4. Eli Manning, NYG	33,009
5. Aaron Rodgers, GB	32,269
<u>Quarterback</u>	<u>Passing TDs (Since 2008)</u>
1. Drew Brees, NO	298
2. Aaron Rodgers, GB	258
3. Philip Rivers, SD	238
<u>Quarterback</u>	<u>Passer Rating (Since 2008)</u>
1. Aaron Rodgers, GB	104.5
2. Russell Wilson, SEA	101.2
3. Drew Brees, NO	100.8
<u>Quarterback</u>	<u>Yards/Attempt (Since 2008)</u>
1. Aaron Rodgers, GB	8.02
2. Russell Wilson, SEA	8.00
3. Philip Rivers, SD	7.91
<u>Quarterback</u>	<u>INT Percentage (Since 2008)</u>
1. Tom Brady, NE	1.5
2. Aaron Rodgers, GB	1.6
3. Alex Smith, SF/KC	1.8
<u>Quarterback</u>	<u>25-Yard Passes (Since 2008)</u>
1. Drew Brees, NO	303
2. Aaron Rodgers, GB	286
3. Eli Manning, NYG	262
4. Philip Rivers, SD	261
<u>Quarterback</u>	<u>Rushing Yards (Since 2008)</u>
1. Cam Newton, CAR	3,216
2. Russell Wilson, SEA	2,446
3. Michael Vick, PHI/NYJ	2,250
4. Aaron Rodgers, GB	2,144



PACKERS AT VIKINGS - WEEK 2

GROUP EFFORT

The Green Bay Packers used many players in the passing game during the 2015 regular season and they continued to spread the ball out in Week 1, with WRs Jordy Nelson and Randall Cobb tying for the team lead with six receptions and Nelson and Davante Adams each registering a touchdown.

► Nelson reached 50 career receptions to move past WR James Lofton and tie him with WR Max McGee for No. 6 in Packers history:

Player	Receiving TDs
1. Don Hutson (1935-45)	99
2. Sterling Sharpe (1988-94)	65
3. Donald Driver (1999-2012)	61
4. Antonio Freeman (1995-2003)	57
5. Greg Jennings (2006-12)	53
6t. Jordy Nelson (2008-present)	50
6t. Max McGee (1954-67)	50

► The Packers have won 16 consecutive games in which Nelson has had at least one touchdown reception.

► In 2015, Green Bay was **one of two teams in the NFL** (Arizona Cardinals) to have three players with six or more receiving touchdowns:

Player	Receiving TDs (2015)
WR James Jones	8
TE Richard Rodgers	8
WR Randall Cobb	6

► The Packers had four players with 50-plus receptions last season for only the third time (1983, 2002) since 1940.

► Cobb set a single-game career high with three touchdown receptions in Week 3 vs. KC (2015). It was the most by a Packers receiver since WR James Jones caught three at Chicago on Dec. 16, 2012.

► TE **Richard Rodgers** recorded a career-best two touchdown receptions against the Carolina Panthers in Week 9 last season, the most by a Green Bay tight end since Jermichael Finley recorded three on Sept. 25, 2011, at Chicago.

► It marked just the eighth time since 2000 that a Packers tight end registered multiple touchdown receptions in a regular-season game.

► In Week 13 of 2015 at Detroit, Rodgers set a franchise record for the most receiving yards by a tight end in a regular-season game, recording eight receptions for 146 yards (18.3 avg.) and one touchdown, a 61-yarder to win the game with no time left on the clock.

► With 58 receptions during the 2015 regular season, Rodgers became just the fourth Green Bay tight end to reach 55 receptions in one season:

Player	Receptions
Richard Rodgers, 2015	58
Jermichael Finley, 2012	61
Jermichael Finley, 2011	55
Jermichael Finley, 2009	55
Jackie Harris, 1992	55
Paul Coffman, 1981	55
Paul Coffman, 1979	56

► Rodgers finished **No. 5 among NFL tight ends** in touchdown receptions in 2015:

Player	Receiving TDs
1. Tyler Eifert, CIN	13
2t. Rob Gronkowski, NE	11
2t. Jordan Reed, WAS	11
4. Gary Barnidge, CLE	9
5. Richard Rodgers, GB	8
6. Greg Olsen, CAR	7

► Dating back to 1960, Rodgers' eight touchdown receptions during the 2015 regular season **tied for the fifth most among Packers tight ends** in a single season (according to STATS LLC):

Player	Receiving TDs
1. Paul Coffman, 1983	11
2. Keith Jackson, 1996	10
3t. Paul Coffman, 1984	9
3t. Bubba Franks, 2001	9
5t. Richard Rodgers, 2015	8
5t. Jermichael Finley, 2011	8

► Rodgers has 10 career receiving touchdowns. According to the Elias Sports Bureau, that is **tied for the most by a Packers tight end** in the first two seasons of his career, dating back to 1970:

Player	Receiving TDs	GP/GS
1t. Richard Rodgers, 2015	10	32/17
1t. Bubba Franks, 2000-01	10	32/27
3t. Jermichael Finley, 2008-09	6	27/11
3t. Rich McGeorge, 1970-71	6	28/14
5. Ed West, 1984-85	5	32/0

NEW COOK IN TOWN

On top of the return of Nelson, who missed all of last season with a knee injury, the Packers receiver corps also welcomes in TE **Jared Cook**, who signed with Green Bay this past offseason.

► Cook was originally a third-round (89th overall) selection of the Tennessee Titans in the 2009 NFL Draft and after four seasons with the Titans spent the past three years with the St. Louis Rams.

► He is one of only five active tight ends (Antonio Gates, Jimmy Graham, Rob Gronkowski, Greg Olsen) to record 35 or more receptions in each of the last five seasons (2011-15).

► Cook has averaged 12.8 yards per reception in his career, **No. 4 among active tight ends since 2009** (min. 140 rec.):

Player	Receiving Avg. (Since 2009)
1. Rob Gronkowski, NE	14.6
2. Vernon Davis, SF/DEN/WAS	13.2
3. Brent Celek, PHI	12.9
4. Jared Cook, TEN/STL/GB	12.8
5. Antonio Gates, SD	12.6



PACKERS AT VIKINGS - WEEK 2

THE GROUND GAME

The Packers rushing attack, led by RB **Eddie Lacy's** 61 yards on 14 carries (4.4 avg.), grounded out 95 yards on 25 attempts in Week 1.

►The combination of Lacy and **James Starks** led a rushing attack that rushed for 120-plus yards in eight regular-season games, **tied for No. 6 in the NFL** in 2015:

Year	Games With 120-Plus Rushing Yards (2015)
1. Carolina	12
2. Buffalo	11
3. Minnesota	10
4t. Seattle	9
4t. Tampa Bay	9
6t. Green Bay , four others	8

►Lacy (758) and Starks (601) gave the Packers two players with 600-plus rushing yards in the same season for the first time since 1985 (Jessie Clark-633 / Eddie Lee Ivery-636).

►Green Bay was **one of four teams in the NFL** with two players recording 600-plus rushing yards during the 2015 regular season (Carolina, Cincinnati and Denver).

►With 3,075 rushing yards, Lacy was **one of only two players in team history** (RB John Brockington, 3,276) to rush for 3,000-plus yards in his first three seasons in the NFL.

►The Packers have recorded 25-plus carries and 100-plus yards 20 times in the last 29 regular-season games (Weeks 5-8, 10-17 of 2014 and Weeks 1-4, 11-15 of 2015), averaging at least 4 yards a carry 14 times during that span.

►Dating back to the 2013 regular season, Green Bay is 22-5 in the last 27 games it ran the ball at least 25 times, including 19-4 since the start of the 2014 regular season. The Packers are 82-18-1 under Head Coach **Mike McCarthy** when running the ball 25-plus times.

►In Weeks 11-12 last season, Lacy recorded back-to-back 100-yard rushing games for the first time in his career (100 and 105 yards).

►Lacy recorded a season-best 124 yards on 24 carries (5.2 avg.) in Week 14 of 2015. It fueled a rushing attack that produced 230 yards on 44 carries (5.2 avg.), the most rushing yards by the Packers in a regular-season game since Nov. 29, 2004, vs. St. Louis (231 yards on 28 carries).

►In Week 14 against Dallas, Lacy also matched career highs by rushing for nine first downs (at MIN, Nov. 23, 2014) and recording five runs of 10-plus yards (at DAL, Dec. 15, 2013 / vs. MIN, Oct. 2, 2014).

►Starks set a career high with 993 yards from scrimmage during the 2015 regular season, surpassing the 794 he recorded in 2011.

►Starks was one of only five players in the NFL in 2015 with 600-plus rushing yards and 390-plus receiving yards (Devonta Freeman, Lamar Miller, Mark Ingram, Giovani Bernard).

►Starks put together two of the finest rushing games of his career in 2015. In Week 2, he carried the ball 20 times for 95 yards (4.8 avg.), and in Week 6, he racked up 112 yards on just 10 carries (11.2 avg.), becoming the first Packers player to rush for 100-plus yards on 10 or fewer carries since RB Brandon Jackson at Washington on Oct. 10, 2010 (115 yards on 10 carries).

►Starks' average of 11.2 yards per carry against San Diego in 2015 was the second highest in a game by an NFL back in 2015 (min. 10 att.).

Player	Yards Per Carry (2015)
1. Lamar Miller, MIA vs. HOU	12.5 (175 on 14 car.)
2. James Starks, GB vs. SD	11.2 (112 on 10 car.)
3. Mark Ingram, NO at IND	10.2 (143 on 14 car.)

►In Week 6 of 2015, Starks registered the longest run of his career, a 65-yard touchdown that was also the longest by a Green Bay player since RB DeShawn Wynn's 73-yard touchdown vs. Detroit on Dec. 28, 2008. Starks also recorded a 5-yard touchdown reception against San Diego, giving him the first two touchdown game of his career and becoming the first Packer to post a 50-yard touchdown run and a touchdown reception in the first quarter of a game since RB Dorsey Levens did so at Indianapolis on Nov. 16, 1997.

►Starks set new career bests in receptions (43), receiving yards (392) and touchdown receptions (three) during the 2015 regular season.

RACKING UP POINTS

K **Mason Crosby** is moving his way up the record books.

►Crosby passed Ryan Longwell in Week 2 of the 2015 season to become the franchise career points leader:

Player	Career Points
1. Mason Crosby, 2007-15	1,154
2. Ryan Longwell, 1997-2004	1,054
3. Don Hutson, 1935-45	823

►In Week 6, Crosby (298) eclipsed Longwell (277) for the most field goal attempts in Packers' history.

►Crosby (1,272) passed Longwell (1,119) for the most points scored in the regular and postseason combined in franchise history.

►Crosby recorded 108 points during the 2015 regular season, giving him the ninth 100-point season of his career and passing Ryan Longwell (1997-2004) for the franchise record.

►In Week 11, he tied the single-game team record with five field goals and became the first player in NFL history to have five field goals of 40-plus yards in a game. In the same game, Crosby connected on a 52-yard field goal, extending his career franchise record for the most 50-yard FGs to 26.

►Crosby was one of five players (min. 25 att.) to connect on all extra points during the 2015 regular season. Among those five, his 36 attempts were the second most (NE Stephen Gostkowski, 52-52).

►Including 2013, Crosby made 19 consecutive field goals in the regular season, until his final kick against the Bears was blocked in Week 4 of 2014. He now owns the two longest consecutive field-goal streaks in franchise history (23 straight from 2010-11).

►Dating back to the 2013 regular season, Crosby made at least one FG in 17 consecutive regular-season games before not getting an attempt in Week 3 at Detroit in 2014. It is the longest streak in team history.

Player	Consec. Games/FG
1. Mason Crosby, 2013-14	17
2. Ryan Longwell, 2004-05	15



PACKERS AT VIKINGS - WEEK 2

CLAY FINDS HIS WAY TO THE BALL

LB **Clay Matthews** continues to make an impact on opposing offenses.

- ▶ In Week 1, he tied for the team lead with a sack and two tackles for a loss.
- ▶ In 2015, Matthews was selected to his sixth Pro Bowl and first as an inside linebacker after recording 6.5 sacks (second on the team), 14 QB hits (No. 1 on the team), and a career high 84 tackles (No. 2 on the team). He was also one of three players (Micah Hyde, Sam Shields) on the team to have an interception and a fumble recovery.
- ▶ It was the seventh consecutive season he recorded six or more sacks, **tied for the most** six-plus-sack seasons in the NFL since 2009:

Player	Six-Plus-Sack Seasons (Since 2009)
1t. Clay Matthews, GB	7
1t. Julius Peppers, CAR/CHI/GB	7
1t. DeMarcus Ware, DAL/DEN	7
1t. Tamba Hali, KC	7
5t. Five players	6

- ▶ Dating back to 2010, Matthews (2010, 2011, 2014) and teammate LB **Julius Peppers** (2010, 2013, 2014) are the only players in the NFL to register at least one interception, one forced fumble and five sacks in three separate seasons.
- ▶ From Week 8 of 2014 to the end of the 2015 regular season, Matthews is **tied for No. 10 in the NFL** in sacks over that span (16).
- ▶ Matthews, Peppers are the only active players in the NFL with five-plus interceptions and 45-plus sacks since 2009. Matthews has six interceptions and 68.5 sacks and Peppers has seven interceptions and 65.5 sacks.
- ▶ His 68.5 sacks since entering the NFL in 2009 are **No. 6 in the league** over that span:

Player	Sacks (Since 2009)
1. DeMarcus Ware, DEN	82.5
2. Jared Allen, MIN/CHI/CAR	78.5
3. J.J. Watt, HOU	74.5
4t. Elvis Dumervil, DEN/BAL	70.0
4t. Cameron Wake, MIA	70.0
6. Clay Matthews, GB	68.5
7. Tamba Hali, KC	67.5

- ▶ Matthews is **tied for No. 1 in team history** in 10-sack seasons and is **No. 4** in two-sack games:

Player	10-Sack Seasons
1t. Clay Matthews, 2009-10, 2012, 2014	4
1t. Reggie White, 1993, 1995, 1997-98	4
1t. Kabeer Gbaja-Biamila, 2001-04	4

Player	Two-Sack Games
1. Reggie White, 1993-98	16
2. Kabeer Gbaja-Biamila, 2000-08	15
3. Tim Harris, 1986-90	14
4. Clay Matthews, 2009-16	13

- ▶ Matthews is tied for **No. 3 in team history** with 68.5 career sacks (games played in parentheses):

Player	Career Sacks
1. Kabeer Gbaja-Biamila, 2000-08	74.5 (124)
2t. Clay Matthews, 2009-16	68.5 (102)
2t. Reggie White, 1993-98	68.5 (95)

STILL MAKING AN IMPACT

Packers LB **Julius Peppers** continued to show that age is just a number. He registered a team-high 10.5 sacks during the 2015 regular season.

- ▶ Marked his ninth season with 10-plus sacks, which tied John Randle for the fourth-most 10-sack seasons since 1982 (Bruce Smith, 13 / Reggie White, 12 / Kevin Greene, 10).
- ▶ Peppers recorded a half sack or more in nine 2015 regular-season games, which **tied for the fifth most in the NFL**.

Player	Games With 0.5 Sacks
1. Ezekiel Ansah, DET	11
2t. Geno Atkins, CIN	10
2t. Von Miller, DEN	10
2t. J.J. Watt, HOU	10
5t. Julius Peppers, GB, three others	9

- ▶ Dating back to the 2014 season, he has 15.0 sacks in the last 22 games (including playoffs).
- ▶ Peppers is **tied for No. 1 among active players** with 136.0 career sacks during the regular season:

Player	Career Sacks
1t. Julius Peppers (CAR/CHI/GB)	136.0
1t. DeMarcus Ware (DAL/DEN)	136.0
3. Dwight Freeney (IND/SD/ARI)	119.5
4. Robert Mathis (IND)	118.0

- ▶ Peppers is tied with Jared Allen and DeMarcus Ware for **No. 9 in NFL history** with 136.0 career sacks (since 1982).
- ▶ Peppers recorded a sack and forced fumble on Detroit QB Matthew Stafford in Week 13 last season. According to STATS LLC, he ranks **No. 5 in the NFL** in forced fumbles since 1994:

Player	Career Forced Fumbles
1t. John Abraham (NYJ/ATL/ARI)	48
1t. Jason Taylor (MIA/WAS/NYJ)	48
3t. Dwight Freeney (IND/SD/ARI)	47
3t. Robert Mathis (IND)	47
5. Julius Peppers (CAR/CHI/GB)	45

- ▶ Peppers is the first player in NFL history with 100 career sacks and four interception returns for touchdowns. In 2014, he became the first linebacker in Packers' history to post two interception returns for touchdowns in the same season.
- ▶ Peppers is the **only player in NFL history** to register at least 10 interceptions and 100.0 sacks (since 1982):

Player	Career INTs	Career Sacks
1. Julius Peppers	11	136.0
2. Lawrence Taylor	9	132.5



PACKERS AT VIKINGS - WEEK 2

CONTINUAL IMPACT

In his young career, DT **Mike Daniels** has seen his playing time steadily increase as well as his production. After playing in 14 games as a rookie in 2012, he has played in every game since the start of the 2013 season. He led Green Bay's defensive line with 5.5 sacks and was the team leader in quarterback hits (19) and pressures (22) during the 2014 regular season.

- ▶ In 2015, Daniels led the Packers' defensive line in tackles (66) and sacks (four). He finished third on the team with 12 QB hits.
- ▶ In Week 5 versus St. Louis last season, he tied for the team lead with a career-best nine tackles (eight solo).
- ▶ Daniels registered his first career interception in Week 16 at Arizona, returning it 23 yards. According to STATS LLC, it was the first interception by a Packers DT since Cullen Jenkins on Oct. 18, 2009. Dating back to 1960, his 23-yard interception return was the longest by a Green Bay DT on an interception.
- ▶ Daniels is third on the Packers with 16.0 sacks since the start of the 2013 season (Peppers-17.5 / Matthews-26.0). His 16.0 sacks are **tied for No. 9 among NFL defensive tackles** over that span, according to STATS LLC:

Player	Sacks 2013-16
1. Gerald McCoy, TB	27.5
2. Jurrell Casey, TEN	22.5
3t. Geno Atkins, CIN	21.0
3t. Ndamukong Suh, DET/MIA	21.0
5. Aaron Donald, STL	20.0
6. Marcell Dareus, BUF	19.5
7. Fletcher Cox, PHI	17.5
8. Kyle Williams, BUF	17.0
9t. Mike Daniels, GB	16.0
9t. Kawann Short, CAR	16.0

STIFLING SIGNAL-CALLERS

Since 2009, opposing quarterbacks have completed 2,303 of 3,965 passes (58.1 percent) for 27,975 gross yards and 175 touchdowns with 149 interceptions against the Packers in the regular season. The 78.9 passer rating registered by opposing signal-callers over that span ranks **No. 2 in the NFL**:

Team	Opp. Passer Rating (Since 2009)
1. Cincinnati	78.8
2. Green Bay	78.9
3. Seattle	79.0
4. New York Jets	79.3
5. Buffalo	80.1

- ▶ Green Bay has held opposing starting quarterbacks to a passer rating of less than 80 in 53 of 113 games since 2009, including 14 of its last 33 games. The Packers have a **47-5 mark (.904)** in those contests.
- ▶ During the 2015 regular season, the Packers ranked **No. 7 in the NFL** in opponent passer rating (80.1).
- ▶ A look at the Packers' record by opponent passer rating since 2009:

Passer Rating	GB Record Since 2009
Less than 70	36-4 (.900)
70-79	11-1 (.917)
80-89	17-6 (.739)
90-99	3-7 (.300)
100-plus	11-16-1 (.411)

DEFENSE SHIELD

The Packers' secondary is led by veteran cornerback **Sam Shields**, who earned his first trip to the Pro Bowl after the 2014 season.

- ▶ With three interceptions during the 2015 regular season (tied for the team high), Shields has registered multiple interceptions in each season from 2010-15.
- ▶ In 2015, he recorded interceptions in back-to-back games for the first time in his career (Weeks 3-4).
- ▶ Including playoffs, Shields is **tied for No. 2 in the NFL** among active players in interceptions since 2010:

Player	Interceptions (Since 2010)
1. Richard Sherman, SEA	28
2t. Sam Shields, GB	23
2t. Reggie Nelson, CIN/OAK	23
2t. Earl Thomas, SEA	23
2t. Tramon Williams, GB/CLE	23

- ▶ Shields registered an interception during the 2014 NFC Championship Game at Seattle, giving him a franchise-record five career interceptions in the postseason.

ON THE RISE

S **Ha Ha Clinton-Dix** has been a presence on the Packers defense since his rookie season.

- ▶ After starting 10 of 16 games and both postseason contests as a rookie, he has started every game since 2015.
- ▶ Clinton-Dix finished second on the team with 95 tackles (73 solo) in 2014 and led the Packers with 117 tackles (97 solo) last season.
- ▶ He registered a total of three interceptions last season (including playoffs). He tied for fourth on the team with two during the regular season and registered one in the postseason.
- ▶ According to STATS LLC, his three sacks during the 2015 regular season were tied for the fifth most in a single regular season by a Packers safety (since 1982) and the most since Mark Roman recorded 3.5 in 2004.
- ▶ Clinton-Dix's three sacks also tied for **No. 3 in the NFL** in 2015 among safeties.
- ▶ During the 2015 regular season, he registered eight-plus tackles in eight games, including setting career highs in both total tackles (12) and solo tackles (11) in the Week 10 game vs. Detroit, in which he also registered an interception.

GOOD FIRST IMPRESSION

Packers rookie CBs **Damarious Randall** and **Quinten Rollins** stepped in and contributed early in their careers.

- ▶ In Week 1 they both tied for the team lead with two passes defended.
- ▶ Both Randall and Rollins returned an interception for a touchdown last season, marking the first time the Packers had two rookies/first-year players post INT returns for TDs in the same season since 1921 (Nate Abrams, Billy DuMoe).
- ▶ Randall led the Packers with 16 passes defended and tied for the team lead with three interceptions. He also registered an interception in the postseason.
- ▶ Both players ranked near the top of NFL rookies in interceptions during the 2015 regular season:

Player	Interceptions (2015)
1. Marcus Peters, KC	8
2t. Damarious Randall, GB	3
2t. Delvin Breaux, NO	3
4t. Quinten Rollins, GB , four others	2



PACKERS AT VIKINGS - WEEK 2

ON THE ROAD AGAIN

Green Bay went 7-1 away from Lambeau Field in 2011, with the seven road wins setting a single-season franchise record.

- ▶ The Packers have been able to stay above the .500 mark on the road during Head Coach **Mike McCarthy's** tenure, a notable achievement in the National Football League.
- ▶ Since 2006, McCarthy's first season as the head coach in Green Bay, only nine of 32 NFL teams have regular-season road records above .500.

Team	W-L Record	Pct.
1. New England	56-25-0	.691
2. Indianapolis	46-34-0	.575
3. Philadelphia	45-34-1	.569
4. Green Bay	46-35-0	.568
5. Dallas	45-35-0	.563
6. N.Y. Giants	44-37-0	.543
7t. Denver	43-37-0	.538
7t. New Orleans	43-37-0	.538
9. Pittsburgh	43-38-0	.531

317 AND COUNTING

Another packed house at Lambeau Field against the Vikings last season in Week 17 brought the stadium's consecutive-sellouts streak to 317 regular-season games (not including replacement games).

- ▶ The league's longest-tenured stadium, Lambeau Field is hosting its 60th season of football in 2016. Including the playoffs, a total of 704,818 fans made their way through the turnstiles for the nine games last season. For the victory over Dallas in the Divisional round, Packers fans set a new Lambeau Field paid attendance record (79,704).
- ▶ Across American professional sports, only Boston's Fenway Park (1912) and Chicago's Wrigley Field (1914) have longer tenures.

THE LAMBEAU ADVANTAGE

The crown jewel of the National Football League, Lambeau Field has long been known as one of the tougher venues to play in, particularly during the harsh Wisconsin winter.

- ▶ Re-establishing home-field advantage after a 4-4 mark in 2008 was one of the goals of 2009, and with the Packers finishing 6-2 at home, they accomplished that goal. Green Bay followed that up with a 7-1 mark at Lambeau Field in 2010, a perfect 8-0 record in 2011, the first undefeated home mark since 2002, and a 7-1 mark in 2012. The Packers were one of two teams to finish undefeated at home during the 2014 regular season (Denver).
- ▶ Head Coach **Mike McCarthy** stated consistently upon his arrival in Green Bay that one of the team's goals would be to reclaim the mystique of playing at Lambeau Field. Mission accomplished. The team is 59-20-1 (.744) at home in the regular season since 2006, **No. 2 in the NFL**.
- ▶ Since **Ron Wolf** and **Mike Holmgren** began the revitalization of the franchise in 1992, Green Bay owns the best home record in the NFL. A look at the top regular-season home W-L records since the '92 season:

Team	W-L Record	Pct.
1. Green Bay	146-45-1	.763
2. New England	139-53-0	.724
3. Pittsburgh	138-53-1	.721

HOT AT HOME

Since the start of 2009, the Packers have been one of the best teams in the league at home during the regular season:

Team	W-L Record	Pct.
1. New England	51-5-0	.911
2. Green Bay	45-10-1	.813
3. Baltimore	43-14-0	.754
4. Seattle	41-16-0	.719
5. Pittsburgh	40-16-0	.714

IN THE FREE-AGENCY ERA

Talk of unrestricted free agency in the early '90s led many to forecast tough times for the small-town Green Bay Packers.

- ▶ However, Green Bay has remained among the most successful teams since the advent of free agency in 1993. The Packers have won 10 or more games 15 times since '93 and captured 10 division crowns.
- ▶ A look at the most successful teams in the free-agency era:

Team	W-L Since '93	Pct.	Playoff Berths
1. New England	247-122-0	.669	17
2. Green Bay	236-132-1	.641	17
3. Pittsburgh	231-137-1	.627	15
4. Denver	225-144-0	.610	13
5. Indianapolis	217-152-0	.588	16

IN THE LEAGUE RANKINGS REGULAR SEASON
















GREEN BAY (Team)			MINNESOTA (Team)		
Category	NFC	NFL	Category	NFC	NFL
Turnover Margin (+1)	4t	5t	Turnover Margin (+3)	1	1
Points Scored (27.0)	6	10t	Points Scored (25.0)	7	12
Points Allowed (23.0)	8t	16t	Points Allowed (16.0)	4	8t
Total Offense (294.0)	14	27	Total Offense (301.0)	13	26
Rushing (95.0)	8	16	Rushing (65.0)	13t	24t
Passing (199.0)	12	23	Passing (236.0)	9	17
Total Defense (348.0)	10	18	Total Defense (316.0)	5t	10t
vs. Rush (48.0)	1	1	vs. Rush (64.0)	3t	5t
vs. Pass (300.0)	13	24	vs. Pass (252.0)	9	18t
Third-Down Offense (50.0%) . .	4t	9t	Third-Down Offense (42.9%) . .	8	15
Third-Down Defense (26.7%) . .	5	6	Third-Down Defense (57.1%) . .	12	27
Red-Zone Offense (50.0%) . . .	8t	15t	Red-Zone Offense (0.0%) . . .	15t	30t
Red-Zone Defense (33.3%) . . .	3t	6t	Red-Zone Defense (66.7%) . .	11	21t

GREEN BAY (Individual)			MINNESOTA (Individual)		
Category	NFC	NFL	Category	NFC	NFL
Passing: A.Rodgers (95.1)	8	16	Passing: Hill (77.3)	11	23
Rushing: Lacy (61)	9	17	Rushing: Peterson (31)	19	36t
Receptions: Cobb/Nelson (6) . .	12t	21t	Receptions: Diggs (7)	6t	8t
Rec. Yds.: Cobb (57)	29t	57t	Rec. Yds.: Diggs (103)	5	10
Interceptions: J.Thomas (1) . .	1t	1t	Interceptions: Kendricks (1) . .	1t	1t
Sacks: Three players (1)	2t	9t	Sacks: Hunter/Joseph (1)	2t	9t



PACKERS AT VIKINGS - WEEK 2

2016 OPPONENTS

		NFL Rank	
	Record	Offense	Defense
 at Jacksonville Jaguars..(0-1)		15	6
 at Minnesota Vikings..(1-0)		26	10t
 Detroit Lions.....(1-0)		4	30
 New York Giants.....(1-0)		22t	13
 Dallas Cowboys.....(0-1)		20	10t
 Chicago Bears(0-1)		29	16t
 at Atlanta Falcons(0-1)		11	21
 Indianapolis Colts.....(0-1)		3	29
 at Tennessee Titans....(0-1)		22t	7
 at Washington Redskins..(0-1)		9	28
 at Philadelphia Eagles..(1-0)		7	5
 Houston Texans.....(1-0)		16t	4
 Seattle Seahawks.....(1-0)		14	3

A LOOK AT THE SCHEDULE

The Green Bay Packers' 96th NFL regular-season schedule is headlined by five prime-time games (subject to flexible scheduling).

- ▶ Green Bay's schedule includes five games against 2015 playoff teams. Three of those contests (Minnesota, Houston, Seattle) will be at Lambeau Field, while two (Minnesota, Washington) will come on the road.
- ▶ The Packers kicked off their season on the road for the fourth consecutive year, the longest streak in team history, opening with two road games for the first time since 1924. Green Bay traveled to Jacksonville, playing on the road against an AFC team in Week 1 for the first time since facing the New England Patriots in 1985.
- ▶ Green Bay faces division opponents in Weeks 2-3, beginning with a trip to Minnesota to face the Vikings in a prime-time game and returning to Lambeau Field for the home opener against the Detroit Lions.
- ▶ For the second time in four years, the Packers will have their bye in Week 4.
- ▶ Green Bay returns to action with three consecutive home games against NFC teams over a 12-day span. In Week 5, the Packers play on Sunday night against the New York Giants. It will be the Giants' first regular-season game at Lambeau Field since 2010. The following week, Green Bay will play the Dallas Cowboys for the fourth consecutive season (including playoffs) and for the second straight year at home in the regular season. The Packers have won five straight games against the Cowboys during the regular and postseason. Green Bay finishes the homestand playing the Chicago Bears on a Thursday night for the second consecutive season (11th straight year in primetime).
- ▶ Four of the Packers' next five games will be on the road, including three road games in a row for the first time since 2012.
- ▶ After a trip to play the Atlanta Falcons in Week 8, Green Bay will face the Indianapolis Colts at home for the first time since 2008. Five of the last seven matchups between Green Bay and Indianapolis have been decided by seven or fewer points. The Packers make just their third regular-season visit to Tennessee to play the Titans in Week 10. Green Bay is looking for its first victory at the Titans since they moved to Tennessee in 1997.
- ▶ Green Bay will play two prime-time road games in a row, first traveling to play against the Washington Redskins on a Sunday night in Week 11 and then going to Philadelphia to face the Eagles on *Monday Night Football* in Week 12. It marks the 24th consecutive season (1993-2016) that Green Bay is appearing on *MNF*.
- ▶ Green Bay will play its first game at home in almost a month when it faces the Houston Texans in Week 13 for just the second time ever at home.
- ▶ Week 14 brings a familiar matchup as the Packers welcome the Seattle Seahawks to Lambeau Field for the second consecutive year. Including the postseason, Green Bay and Seattle will meet for the fifth time in five years.
- ▶ For the first time since 2006, the Packers will finish the regular season with three straight games against NFC North opponents.
- ▶ In Week 15, Green Bay will travel to Chicago to play the Bears. The Packers have won four consecutive games against the Bears in December, three of which were played in Chicago.
- ▶ Green Bay returns home to play the Vikings in Week 16 on Christmas Eve, playing on a Saturday for the first time since 1997. The Packers last played on Christmas Eve in 2004, a 34-31 victory at Minnesota. Including playoffs, Green Bay has a 8-2-1 mark (.773) against the Vikings at Lambeau Field under McCarthy.
- ▶ The Packers will finish the regular season in Detroit for the first time since 1993. Green Bay has won seven of 10 games at Ford Field under McCarthy. It will be only the third time the Packers have played at the Lions during the regular season in the month of January (1983, 1994).



PACKERS STARTERS – OFFENSE

WR Jordy Nelson, 9th Year, Kansas State, D2a-08

- ▶ Registered 50th career touchdown reception in Week 1 to move past WR James Lofton and tie WR Max McGee for No. 6 in Packers history
- ▶ Missed all of the 2015 season due to a knee injury suffered in the pre-season.
- ▶ Finished the 2014 regular season ranked fourth in receiving yards (1,519), seventh in receptions (98) and tied for second in receiving touchdowns (13). Earned first selection to the Pro Bowl.
- ▶ Led the team in 2013 with 85 catches for 1,314 yards and eight TDs. Ranked No. 10 in the NFL that season in receiving yards.
- ▶ With 15 TD catches in 2011, became only the third player in franchise history to catch 15 or more TDs in a season, joining WRs Sterling Sharpe (18 in 1994) and Don Hutson (17 in 1942).
- ▶ Became the first player since the 1970 AFL-NFL merger to post three 80-yard TD grabs over an eight-game span in the regular season (Week 16, 2010-Week 6, 2011).

LT David Bakhtiari, 4th Year, Colorado, D4a-13

- ▶ Has started all but two games at LT since the start of the 2013 regular season. Missed final two games of the 2015 regular season due to injury.
- ▶ Started all 16 games at left tackle in 2013, the only rookie in the NFL to do so in 2013 and the first Packer rookie to do so since the league went to a 16-game schedule in 1978.
- ▶ Became just the fourth Green Bay rookie to start at LT in the season opener since the 1970 AFL-NFL merger and the first since 1985.

LG Lane Taylor, 4th Year, Oklahoma State, FA-13

- ▶ Has played in 31 regular-season games for the Packers with three starts.
- ▶ Made the first starts of his career in 2015, opening at RG at Detroit in Week 13 in place of an injured T.J. Lang and at LG in Week 17 vs. Minnesota with Josh Sitton sliding to LT in place of an injured David Bakhtiari.
- ▶ A four-year letterman at OSU, starting 47 of 50 games played at right guard. Unanimous first-team All-Big 12 selection by the conference's coaches as a senior.

C J.C. Tretter, 4th Year, Cornell, D4b-13

- ▶ Set career highs with 16 games played and three starts (all at C) during the 2015 regular season. Also started at LT in the NFC Wild Card game at Washington.
- ▶ Has seen game action at C, LG and both T spots during his career.
- ▶ Was on track to be the starting C in 2014, opening at that position for the first three preseason games, but sustained a knee injury vs. Oakland (Aug. 22) that would sideline him for the first half of the season. Returned to play in the final eight games and both postseason contests.
- ▶ Grew from a high school quarterback, running back and slot receiver into an All-American LT in college, starting 20 consecutive games in his final two seasons at Cornell.

RG T.J. Lang, 8th Year, Eastern Michigan, D4-09

- ▶ Has started games at four different positions on the line as a pro (48 at RG, 27 at LG, five at RT, two at LT). Played C in Week 10 in 2013.
- ▶ Has started 79 contests since 2011.
- ▶ Started games at both tackle spots in his first season (2009) and became the first Packers rookie to start consecutive games at left tackle since Chad Clifton in 2000.
- ▶ Began his college career as a defensive lineman, but converted to the offensive line as a sophomore and started 36 straight games (10 at RT, 26 at LT) over his final three years.

RT Bryan Bulaga, 7th Year, Iowa, D1-10

- ▶ Has started 28 of 33 games since the start of the 2014 season.
- ▶ Missed the second part of the 2012 season after suffering a hip injury vs. Arizona on Nov. 4 and missed all of the 2013 season after injuring his knee on Aug. 3.
- ▶ Started 37 games at RT in his first three seasons in the league.
- ▶ Started the final 12 games of 2010 and the entire postseason at right tackle after taking over for veteran Mark Tauscher (shoulder).
- ▶ Named to the *Pro Football Weekly*/PFWA All-Rookie team in 2010.
- ▶ Capped his rookie season by becoming the youngest player at the time, according to STATS LLC, to ever start in the Super Bowl (21 years, 322 days).

TE Richard Rodgers, 3rd Year, California, D3a-14

- ▶ Including the postseason, has registered one or more receptions in 27 of the last 29 games.
- ▶ Finished second on the team in 2015 in receptions (58), becoming the fourth TE in team history with 55-plus receptions in a season: Jermichael Finley (three), Paul Coffman (two), Jackie Harris (one).
- ▶ Has 10 career receiving TDs, tied for the most by a Green Bay TE in his first two seasons since the 1970 merger (Bubba Franks, 10, 2000-01).
- ▶ Set a regular-season franchise record for a tight end with 146 yards on eight receptions (18.3 avg.), including a game-winning 61-yard touchdown catch with no time on the clock, at Detroit in Week 13.
- ▶ Played in all 16 games with five starts as a rookie in 2014, and became the first rookie TE to start for the Packers in a season opener since Harris opened in a two-tight-end set in 1990.

WR Randall Cobb, 6th Year, Kentucky, D2-11

- ▶ Led the team in receptions (79), was No. 2 in receiving yards (829) and was No. 3 in touchdown receptions (six) in 2015.
- ▶ Set a new single-season career high with five 100-yard receiving games during the 2014 season (three-2012). Earned first trip to the Pro Bowl.
- ▶ His career-best 91 receptions in 2014 were the seventh most in team history.
- ▶ Finished the regular season tied for fourth in the NFL with 12 touchdown receptions in 2014.
- ▶ Before suffering a knee injury in Week 6 in 2013, led the team in receptions with 29 and was No. 2 in receiving yards with 378.
- ▶ Set a franchise single-season record with a league-high 2,342 combined net yards in 2012, topping the previous team mark of 2,250 yards by RB Ahman Green in 2003.

QB Aaron Rodgers, 12th Year, California, D1-05

- ▶ Earned his fifth selection to the Pro Bowl in 2015, passing Bart Starr (1960-62, 1966) for the second-most selections by a Green Bay quarterback behind Brett Favre's nine (1992-93, 1995-97, 2001-03, 2007).
- ▶ His career passer rating of 104.1 ranks No. 1 in NFL history.
- ▶ Finished the 2014 regular season ranked No. 2 in the NFL in passer rating (112.2), touchdown percentage (7.3), No. 1 in interception percentage (1.0) and No. 3 in touchdown passes (38).
- ▶ In 120 regular-season starts (80-40 record), has posted 43 games with 300-plus passing yards, 71 without an interception and 67 with a 100-plus passer rating (min. 15 attempts).
- ▶ Recorded a passer rating of at least 120.0 in seven regular-season games in 2014, setting a single-season career high and tying for the third most in a single season in the NFL, dating back to 1960.
- ▶ Posted 21,332 passing yards from 2008-12, which ranks No. 1 in league history for the most passing yards by a QB in his first five seasons as a starter (previous record was Peyton Manning, 20,618, 1998-2002).
- ▶ In 2011, set an NFL record with a 122.5 passer rating and set franchise marks for TD passes (45), passing yards (4,643), completion percentage (68.3), yards per attempt (9.25) and 300-yard games (eight) on his way to earning NFL Most Valuable Player honors from *The Associated Press*.

RB Eddie Lacy, 4th Year, Alabama, D2-13

- ▶ With 3,075 rushing yards from 2013-15, became one of only two players in team history (RB John Brockington, 3,276) to rush for 3,000-plus yards in his first three seasons in the NFL.
- ▶ With 758 rushing yards in 2015, he and James Starks (601) gave the Packers two players with 600-plus rushing yards in the same regular season for the first time since 1985 (Jessie Clark-633/Eddie Lee Ivery-636).
- ▶ Became the first player in team history to post 1,000 rushing yards and 10-plus total TDs in both of his first two seasons.
- ▶ With 1,139 rushing yards in 2014, became the fifth player in franchise history to record consecutive 1,000-yard rushing seasons (Ryan Grant, 2008-09 / Ahman Green, 2000-04 / John Brockington, 1971-73 / Jim Taylor, 1960-64).
- ▶ Ranks No. 1 in franchise history for the most rushing yards by a rookie (1,178) in a single season, No. 1 in attempts (284), and tied for No. 1 for most 100-yard rushing games with four (Brockington, four in 1971).

FB Aaron Ripkowski, 2nd Year, Oklahoma, D6a-15

- ▶ Played in 15 games as a rookie, seeing action primarily on special teams.
- ▶ Tied for No. 4 on the team with nine special teams tackles last season.
- ▶ Began collegiate career as a walk-on and went on to play in 47 games with 17 starts.



PACKERS STARTERS – DEFENSE

DE Dean Lowry, Rookie, Northwestern, D4b-16

- ▶ Played in 48 games with 33 starts in college and registered 134 tackles (83 solo), including 31.5 tackles for a loss, 12.5 sacks, three interceptions (one returned for a TD), 21 passes defended, three fumble recoveries and three forced fumbles.
- ▶ Earned second-team All-Big Ten honors as a senior in 2015 after posting 46 tackles (27 solo), including 13.5 tackles for a loss (second on the team), three sacks, an interception, a fumble recovery and seven passes defended.
- ▶ Named honorable mention All-Big Ten as a junior in 2014 and was named to ESPN.com's Big Ten All-Freshman team in 2012.

NT Letroy Guion, 9th Year, Florida State, FA-14

- ▶ Has started 21 of the 30 regular-season games he has played since the start of the 2014 season.
- ▶ Signed with Green Bay during the 2014 offseason after spending his first six NFL seasons with the Minnesota Vikings.
- ▶ Started all 28 games he appeared in for Minnesota in 2012-13, recording 72 tackles (32 solo) and three sacks over that span.
- ▶ Was the only Viking to block a field goal in both 2011 and 2012.

DT Mike Daniels, 5th Year, Iowa, D4a-12

- ▶ Ranks third on the team with 16.0 sacks since the start of the 2013 regular season (LB Julius Peppers-17.5 / LB Clay Matthews-26.0).
- ▶ Led the defensive line in both tackles and sacks each of that last two seasons.
- ▶ Returned a fumble 43 yards for a TD vs. Detroit in Week 14 of 2012, the longest fumble return for a TD by a rookie in franchise history.
- ▶ Starred as an interior pass rusher at Iowa, posting a team-high 24.5 tackles for a loss and 13 sacks from 2010-11.

LOLB Nick Perry, 5th Year, Southern California, D1-12

- ▶ Registered multiple sacks in each of his first four seasons in the NFL and has posted a two-sack game in each of the last three seasons (2013-15).
- ▶ Has totaled six sacks in five playoff games, including 3.5 in the 2015 postseason which tied Clay Matthews (2010) for the franchise record in a single postseason.
- ▶ His six postseason sacks rank No. 3 in franchise history behind Matthews (10) and Reggie White (eight) and are the most in team history (since 1982) by a player in his first five games with Green Bay.

ILB Jake Ryan, 2nd Year, Michigan, D4-15

- ▶ Started the final five games of the regular season and both playoff contests in 2015.
- ▶ Recorded a team-best nine tackles (eight solo) and one fumble recovery in Week 13 at Detroit in his first pro start.
- ▶ Served as a team captain for his final two seasons at Michigan and was a three-time winner (2012-14) of the Roger Zatkoff Award, given to the Wolverines top linebacker. He was the only player to win the award (est. 1991) three times.
- ▶ Joined LB John Anderson (first round, 26th overall) as the only Michigan linebackers ever drafted by Green Bay.
- ▶ Started 41 of 46 games played in college, appearing at inside linebacker as a senior after spending his first three seasons at outside linebacker and defensive end.

ILB Blake Martinez, Rookie, Stanford, D4a-16

- ▶ Became the first rookie to start on defense for Green Bay in Week 1 since Nick Perry in 2012.
- ▶ Finished collegiate career with 257 tackles (137 solo), 13.5 tackles for a loss, 6.5 sacks, five interceptions and five forced fumbles in 51 games played.
- ▶ Started all 27 games played in his final two seasons, leading the team in tackles as a junior (102) and senior (141).
- ▶ Led the Pacific-12 and ranked No. 7 nationally with 141 tackles (75 solo) as a senior, averaging a conference-best 10.1 tackles per game.

ROLB Clay Matthews, 8th Year, Southern California, D1b-09

- ▶ Selected to his sixth Pro Bowl and first as an inside linebacker in 2015 after recording 6.5 sacks (second on the team), 15 QB hits (No. 1 on the team), and a career-high 85 tackles (No. 2 on the team).
- ▶ Tied with Reggie White (68.5) for the second most sacks in Packers history (Kabeer Gbaja-Biamila, 74.5).
- ▶ With a team-high 11.0 sacks in 2014, is tied for the most 10-plus sack seasons in franchise history (four).
- ▶ His six Pro Bowl selections are two more than any other Packers LB.
- ▶ Is the only player in franchise history to score a defensive TD (interception or fumble return) in each of his first three seasons in the NFL (2009-11).
- ▶ Named first-team All-Pro by *The Associated Press* in 2010, the first Green Bay LB to earn that honor since Tim Harris in 1989. Finished second to Pittsburgh safety Troy Polamalu in the AP's Defensive Player of the Year voting.

LCB Damarious Randall, 2nd Year, Arizona State, D1-15

- ▶ Played in 15 games with nine starts (six at LCB, two at RCB, one in the slot) in 2015 and tied for the team lead and No. 2 among NFL rookies with three interceptions, including one he returned for a TD. Finished with a team-best 16 passes defended.
- ▶ Named the NFL's Defensive Rookie of the Month for November 2015, joining CB Casey Hayward (October 2012) as the only Green Bay defensive backs to win the award.
- ▶ Earned first-team All-Pacific-12 honors at safety as a senior in 2014 after he led the Sun Devils in tackles (106) and passes defended (12) and tied for the team lead with three interceptions.

RCB Sam Shields, 7th Year, Miami, FA-10

- ▶ Despite missing four games due to injury, tied for the team lead with three interceptions and ranked No. 2 in passes defended (13) during the 2015 regular season.
- ▶ Recorded interceptions in back-to-back games in 2015 (Weeks 3-4) for the first time in his career.
- ▶ Finished second on the team with 13 passes defended in 2014 to go along with two interceptions. Earned first career trip to the Pro Bowl.
- ▶ Started all 14 games he appeared in during the 2013 season and led the team with four INTs (tied career high) and a career-best 25 passes defended.
- ▶ In Green Bay's NFC Championship Game win over Chicago in the 2010 season, became the first rookie in NFL history to record two INTs and a sack in a postseason contest.

SS Morgan Burnett, 7th Year, Georgia Tech, D3-10

- ▶ Missed five games due to injury in 2015, but finished No. 4 on the team with 54 solo tackles.
- ▶ Totaled a team-high 125 tackles in 2014, the second most of his career (137 in 2012). Ranked No. 2 on the team with 106 tackles (77 solo) in 2013, despite missing the first three games due to injury. Recovered three fumbles, including one for a TD, and added nine passes defended.
- ▶ Participated in all 1,088 plays for Green Bay's defense in 2012, one of only four non-OL in the NFL to appear in 100 percent of his team's snaps.
- ▶ Enjoyed his first full season as a pro in 2011, joining DT B.J. Raji as the only two Green Bay defensive players to start all 16 regular-season games.
- ▶ Started the first four games of the 2010 season at SS before sustaining a season-ending knee injury vs. Detroit in Week 4.

FS Ha Ha Clinton-Dix, 3rd Year, Alabama, D1-14

- ▶ Led the team in tackles in 2015 with 117 (97 solo) and was tied for fourth on the team in interceptions (two).
- ▶ According to STATS LLC, his three sacks during the 2015 regular season tied for the fifth most in a single regular season by a Packers safety (since 1982) and the most since Mark Roman recorded 3.5 in 2004.
- ▶ Started every game in 2015 after starting 10 of 16 games as a rookie when he finished second on the team in tackles (95).
- ▶ Was the second safety ever drafted by Green Bay in the first round (Alabama S George Teague, No. 29 overall in 1993).
- ▶ Was a consensus All-America selection in 2013 as a junior, earning first-team recognition from *The Associated Press*, the Football Writers Association of America and *Sporting News*.



2016 REGULAR-SEASON STATISTICS

	Packers	Opponents
TOTAL FIRST DOWNS	18	20
Rushing	6	4
Passing	10	14
Penalty	2	2
3rd Down: Made/Att	7/14	4/15
3rd Down Pct.	50.0	26.7
4th Down: Made/Att	1/1	3/4
4th Down Pct.	100.0	75.0
POSSESSION AVG.	28:37	31:23
TOTAL NET YARDS	294	348
Avg. Per Game	294.0	348.0
Total Plays	60	68
Avg. Per Play	4.9	5.1
NET YARDS RUSHING	95	48
Avg. Per Game	95.0	48.0
Total Rushes	25	26
NET YARDS PASSING	199	300
Avg. Per Game	199.0	300.0
Sacked/Yards Lost	1/0	3/20
Gross Yards	199	320
Att./Completions	34/20	39/24
Completion Pct.	58.8	61.5
HAD INTERCEPTED	0	1
PUNTS/AVERAGE	4/46.0	2/62.5
Net Punting Avg.	42.5	62.5
PENALTIES/YARDS	5/24	9/79
FUMBLES/BALL LOST	1/0	1/0
TOUCHDOWNS	3	2
Rushing	1	1
Passing	2	1
Returns	0	0

SCORE BY PERIODS

	Q1	Q2	Q3	Q4	OT	PTS
PACKERS	7	14	3	3	0	27
OPPONENTS	7	10	3	3	0	23

SCORING

	TD	-Ru	-Pa	-Rt	K-PAT	FG	S	PTS
Mason Crosby	0	0	0	0	3/3	2/2	0	9
Davante Adams	1	0	1	0			0	6
Jordy Nelson	1	0	1	0			0	6
Aaron Rodgers	1	1	0	0			0	6
PACKERS	3	1	2	0	3/3	2/2	0	27
OPPONENTS	2	1	1	0	2/2	3/3	0	23

2-Pt Conversions: Packers 0-0, Opponents 0-0

SACKS: Morgan Burnett 1, Clay Matthews 1, Nick Perry 1, PACKERS 3, OPPONENTS 1

RUSHING

	No	Yds	Avg	Long	TD
Eddie Lacy	14	61	4.4	28	0
Aaron Rodgers	4	16	4.0	8	1
Randall Cobb	3	11	3.7	6	0
James Starks	4	7	1.8	4	0
PACKERS	25	95	3.8	28	1
OPPONENTS	26	48	1.8	7	1

RECEIVING

	No	Yds	Avg	Long	TD
Randall Cobb	6	57	9.5	32	0
Jordy Nelson	6	32	5.3	8	1
Davante Adams	3	50	16.7	29t	1
Richard Rodgers	1	22	22.0	22	0
Eddie Lacy	1	17	17.0	17	0
Jared Abbrederis	1	8	8.0	8	0
Jared Cook	1	7	7.0	7	0
James Starks	1	6	6.0	6	0
PACKERS	20	199	10.0	32	2
OPPONENTS	24	320	13.3	38	1

INTERCEPTIONS

	No	Yds	Avg	Long	TD
Joe Thomas	1	9	9.0	9	0
PACKERS	1	9	9.0	9	0
OPPONENTS	0	0	---	---	0

PUNTING

	No	Yds	Avg	Net	TB	In 20	LG	Blk
Jacob Schum	4	184	46.0	42.5	0	0	56	0
PACKERS	4	184	46.0	42.5	0	0	56	0
OPPONENTS	2	125	62.5	62.5	0	2	67	0

PUNT RETURNS

	Ret	FC	Yds	Avg	Long	TD
PACKERS	0	0	0	---	---	0
OPPONENTS	1	1	14	14.0	14	0

KICKOFF RETURNS

	No	Yds	Avg	Long	TD
Ty Montgomery	1	14	14.0	14	0
PACKERS	1	14	14.0	14	0
OPPONENTS	2	51	25.5	32	0

FIELD GOALS

	1-19	20-29	30-39	40-49	50+
Mason Crosby	0/0	2/2	0/0	0/0	0/0
PACKERS	0/0	2/2	0/0	0/0	0/0
OPPONENTS	0/0	1/1	1/1	0/0	1/1

Mason Crosby: (25G, 20G)
Opponents: (26G, 39G, 50G)

PASSING

	Att	Cmp	Yds	Cmp%	Yds/Att	TD	TD%	Int	Int%	Long	Sack/Lost	Rating
Aaron Rodgers	34	20	199	58.8	5.85	2	5.9	0	0.0	32	1/0	95.1
PACKERS	34	20	199	58.8	5.85	2	5.9	0	0.0	32	1/0	95.1
OPPONENTS	39	24	320	61.5	8.21	1	2.6	1	2.6	38	3/20	85.4



2016 REGULAR-SEASON DEFENSIVE STATISTICS

Official totals – based on coaches' film review, through Week 1 at Jacksonville

SPECIAL TEAMS

Player	Total			Sacks/ Yards	Int/ Yards	Fum Rec	For Fum	Pass Def
	Tackles	Solo	Asst					
Morgan Burnett	9	9	0	1.0/8.0	0/0	0	0	0
Blake Martinez	9	5	4	0.0/0.0	0/0	0	0	0
Damarious Randall	8	6	2	0.0/0.0	0/0	0	0	2
Jake Ryan	8	4	4	0.0/0.0	0/0	0	0	1
Ha Ha Clinton-Dix	5	4	1	0.0/0.0	0/0	0	1	1
Sam Shields	5	4	1	0.0/0.0	0/0	0	0	0
Clay Matthews	4	3	1	1.0/10.0	0/0	0	0	0
Letroy Guion	4	2	2	0.0/0.0	0/0	0	0	0
Nick Perry	3	3	0	1.0/2.0	0/0	0	0	0
Joe Thomas	3	2	1	0.0/0.0	1/9	0	0	1
Mike Daniels	2	1	1	0.0/0.0	0/0	0	0	0
LaDarius Gunter	2	1	1	0.0/0.0	0/0	0	0	0
Quinten Rollins	2	1	1	0.0/0.0	0/0	0	0	2
Micah Hyde	1	1	0	0.0/0.0	0/0	0	0	0
Christian Ringo	1	1	0	0.0/0.0	0/0	0	0	0
Kenny Clark	1	0	1	0.0/0.0	0/0	0	0	0
Julius Peppers	1	0	1	0.0/0.0	0/0	0	0	0
Totals	68	47	21	3.0/20.0	1/9	0	1	7

Player	TT	FR	FF
Kyler Fackrell	1	0	0
Micah Hyde	1	0	0
Blake Martinez	1	0	0
Damarious Randall	1	0	0
Totals	4	0	0

THE DOPE SHEET

OFFICIAL PROGRAM AND PUBLICATION, ACHIEVERS FOOTBALL TEAM



No	ALPHABETICAL ROSTER	Pos	Ht	Wt	Birthdate	NFL Exp	College	High School	Hometown
84	Abbrederis, Jared	WR	6-1	195	12/17/90	3	Wisconsin		Wautoma, Wis.
17	Adams, Davante	WR	6-1	215	12/24/92	3	Fresno State		Palo Alto, Calif.
69	Bakhtiari, David	T	6-4	310	9/30/91	4	Colorado		San Mateo, Calif.
32	Banjo, Chris	S	5-10	207	2/26/90	3	Southern Methodist		Sugar Land, Texas
67	Barclay, Don	T/G	6-4	305	4/18/89	5	West Virginia		Harmony, Pa.
29	Brice, Kentrell	S	5-11	200	8/11/94	R	Louisiana Tech		Ruston, La.
75	Bulaga, Bryan	T	6-5	314	3/21/89	7	Iowa		Woodstock, Ill.
42	Burnett, Morgan	S	6-1	209	1/13/89	7	Georgia Tech		College Park, Ga.
6	Callahan, Joe	QB	6-1	216	6/4/93	R	Wesley		Absecon, N.J.
97	Clark, Kenny	DT	6-3	314	10/4/95	R	UCLA		Rialto, Calif.
21	Clinton-Dix, Ha Ha	S	6-1	208	12/21/92	3	Alabama		Orlando, Fla.
18	Cobb, Randall	WR	5-10	192	8/22/90	6	Kentucky		Alcoa, Tenn.
89	Cook, Jared	TE	6-5	254	4/7/87	8	South Carolina		Birmingham, Ala.
2	Crosby, Mason	K	6-1	207	9/3/84	10	Colorado		Georgetown, Texas
76	Daniels, Mike	DT	6-0	310	5/5/89	5	Iowa		Blackwood, N.J.
11	Davis, Trevor	WR	6-1	188	7/4/93	R	California		Martinez, Calif.
91	Elliott, Jayrone	LB	6-3	255	11/11/91	3	Toledo		Cleveland, Ohio
25	Evans, Marwin	S	5-11	211	4/10/93	R	Utah State		Oak Creek, Wis.
51	Fackrell, Kyle	LB	6-5	245	11/25/91	R	Utah State		Mesa, Ariz.
61	Goode, Brett	LS	6-1	255	11/2/84	9	Arkansas		Fort Smith, Ark.
98	Guion, Letroy	DT	6-4	322	6/21/87	9	Florida State		Starke, Fla.
36	Gunter, LaDarius	CB	6-2	201	5/13/92	2	Miami		Montgomery, Ala.
28	Hawkins, Josh	CB	5-10	189	1/23/93	R	East Carolina		Kernersville, N.C.
7	Hundley, Brett	QB	6-3	226	6/15/93	2	UCLA		Chandler, Ariz.
33	Hyde, Micah	DB	6-0	197	12/31/90	4	Iowa		Fostoria, Ohio
83	Janis, Jeff	WR	6-3	219	6/24/91	3	Saginaw Valley State		Tawas City, Mich.
95	Jones, Datone	DE/LB	6-4	285	7/24/90	4	UCLA		Compton, Calif.
27	Lacy, Eddie	RB	5-11	234	6/2/90	4	Alabama		Geismar, La.
70	Lang, T.J.	G	6-4	318	9/20/87	8	Eastern Michigan		Birmingham, Mich.
94	Lowry, Dean	DE	6-6	296	6/9/94	R	Northwestern		Rockford, Ill.
50	Martinez, Blake	LB	6-2	237	1/9/94	R	Stanford		Oro Valley, Ariz.
52	Matthews, Clay	LB	6-3	255	5/14/86	8	Southern California		Agoura Hills, Calif.
88	Montgomery, Ty	WR	6-0	216	1/22/93	2	Stanford		Dallas, Texas
68	Murphy, Kyle	T	6-6	305	12/11/93	R	Stanford		San Clemente, Calif.
87	Nelson, Jordy	WR	6-3	217	5/31/85	9	Kansas State		Manhattan, Kan.
56	Peppers, Julius	LB	6-7	287	1/18/80	15	North Carolina		Bailey, N.C.
80	Perillo, Justin	TE	6-3	250	1/5/91	3	Maine		Wilmington, Del.
53	Perry, Nick	LB	6-3	265	4/12/90	5	Southern California		Detroit, Mich.
26	Pressley, Jhurrell	RB	5-10	206	5/20/92	R	New Mexico		Bear, Del.
23	Randall, Damarious	CB	5-11	196	8/29/92	2	Arizona State		Pensacola, Fla.
99	Ringo, Christian	DT	6-1	298	3/10/92	1	Louisiana-Lafayette		Jackson, Miss.
22	Ripkowski, Aaron	FB	6-1	246	12/20/92	2	Oklahoma		Dayton, Texas
12	Rodgers, Aaron	QB	6-2	225	12/2/83	12	California		Chico, Calif.
82	Rodgers, Richard	TE	6-4	257	1/22/92	3	California		Shrewsbury, Mass.
24	Rollins, Quinten	CB	5-11	195	7/15/92	2	Miami (Ohio)		Wilmington, Ohio
47	Ryan, Jake	LB	6-2	240	2/27/92	2	Michigan		Cleveland, Ohio
10	Schum, Jacob	P	5-10	211	1/21/89	2	Buffalo		Hamburg, N.Y.
37	Shields, Sam	CB	5-11	184	12/8/87	7	Miami		Sarasota, Fla.
78	Spriggs, Jason	T	6-6	301	5/17/94	R	Indiana		Elkhart, Ind.
44	Starks, James	RB	6-2	218	2/25/86	7	Buffalo		Niagara Falls, N.Y.
65	Taylor, Lane	G	6-3	324	11/22/89	4	Oklahoma State		Arlington, Texas
48	Thomas, Joe	LB	6-1	227	5/6/91	2	South Carolina State		Blackville, S.C.
73	Tretter, JC	C/G	6-4	307	2/12/91	4	Cornell		Akron, N.Y.

INJURED RESERVE

38	Crockett, John	RB	6-0	217	2/16/92	1	North Dakota State		Minneapolis, Minn.
20	Dorleant, Makinton	CB	5-11	182	10/6/92	R	Northern Iowa		Naples, Fla.
90	Kuder, Tyler	DT	6-3	307	6/3/92	R	Idaho State		Payette, Idaho

PRACTICE SQUAD

81	Allison, Geronimo	WR	6-3	202	1/18/94	R	Illinois		Riverview, Fla.
54	Bradford, Carl	LB	6-1	248	8/15/92	2	Arizona State		Norco, Calif.
86	Cajuste, Devon	TE	6-4	235	1/31/93	R	Stanford		Flushing, N.Y.
93	Gilbert, Reggie	LB	6-3	261	4/1/93	R	Arizona		Laveen, Ariz.
34	Jackson, Don	RB	5-10	208	9/7/93	R	Nevada		Sacramento, Calif.
72	Muir, Blake	G	6-5	315	5/10/91	R	Baylor		New South Wales, Australia
62	Patrick, Lucas	G	6-3	313	7/30/93	R	Duke		Brentwood, Tenn.
96	Price, Brian	DT	6-3	318	6/24/94	R	Texas San Antonio		Lafayette, Ind.
16	Waters, Herb	WR	6-0	188	11/10/92	R	Miami		Homestead, Fla.
35	Whitehead, Jermaine	S	5-11	195	3/12/93	1	Auburn		Greenwood, Miss.

RESERVE/PHYSICALLY UNABLE TO PERFORM

63	Linsley, Corey	C	6-3	301	7/27/91	3	Ohio State		Boardman, Ohio
----	----------------	---	-----	-----	---------	---	------------	--	----------------

RESERVE/SUSPENDED

39	Goodson, Demetri	CB	5-11	197	6/11/89	3	Baylor		Spring, Texas
64	Pennel, Mike	DT	6-4	332	5/9/91	3	Colorado State-Pueblo		Aurora, Colo.



No	NUMERICAL ROSTER	Pos	Ht	Wt	Age	NFL Exp	College	How Acquired	Reg. season GP/GS/DNP/IA
2	Mason Crosby	K	6-1	207	32	10	Colorado	D6c-07	1/0/0/0
6	Joe Callahan	QB	6-1	216	23	R	Wesley	FA-16	0/0/0/1
7	Brett Hundley	QB	6-3	226	23	2	UCLA	D5-15	0/0/1/0
10	Jacob Schum	P	5-10	211	27	2	Buffalo	W-16 (T.B.)	1/0/0/0
11	Trevor Davis	WR	6-1	188	23	R	California	D5-16	0/0/0/1
12	Aaron Rodgers	QB	6-2	225	32	12	California	D1-05	1/1/0/0
17	Davante Adams	WR	6-1	215	23	3	Fresno State	D2-14	1/1/0/0
18	Randall Cobb	WR	5-10	192	26	6	Kentucky	D2-11	1/1/0/0
21	Ha Ha Clinton-Dix	S	6-1	208	23	3	Alabama	D1-14	1/1/0/0
22	Aaron Ripkowski	FB	6-1	246	23	2	Oklahoma	D6a-15	1/0/0/0
23	Damarious Randall	CB	5-11	196	24	2	Arizona State	D1-15	1/1/0/0
24	Quinten Rollins	CB	5-11	195	24	2	Miami (Ohio)	D2-15	1/1/0/0
25	Marwin Evans	S	5-11	211	23	R	Utah State	FA-16	1/0/0/0
26	Jhurrell Pressley	RB	5-10	206	24	R	New Mexico	W-16 (Min.)	0/0/0/1
27	Eddie Lacy	RB	5-11	234	26	4	Alabama	D2-13	1/1/0/0
28	Josh Hawkins	CB	5-10	189	23	R	East Carolina	FA-16	0/0/0/1
29	Kentrell Brice	S	5-11	200	22	R	Louisiana Tech	FA-16	1/0/0/0
32	Chris Banjo	S	5-10	207	25	3	Southern Methodist	FA-13	0/0/0/1
33	Micah Hyde	DB	6-0	197	25	4	Iowa	D5a-13	1/0/0/0
36	LaDarius Gunter	CB	6-2	201	24	2	Miami	FA-15	1/0/0/0
37	Sam Shields	CB	5-11	184	28	7	Miami	FA-10	1/1/0/0
42	Morgan Burnett	S	6-1	209	27	7	Georgia Tech	D3-10	1/1/0/0
44	James Starks	RB	6-2	218	30	7	Buffalo	D6-10	1/0/0/0
47	Jake Ryan	LB	6-2	240	24	2	Michigan	D4-15	1/1/0/0
48	Joe Thomas	LB	6-1	227	25	2	South Carolina State	FA-15 (PS-Dal)	1/0/0/0
50	Blake Martinez	LB	6-2	237	22	R	Stanford	D4a-16	1/1/0/0
51	Kyler Fackrell	LB	6-5	245	24	R	Utah State	D3-16	1/0/0/0
52	Clay Matthews	LB	6-3	255	30	8	Southern California	D1b-09	1/1/0/0
53	Nick Perry	LB	6-3	265	26	5	Southern California	D1-12	1/1/0/0
56	Julius Peppers	LB	6-7	287	36	15	North Carolina	FA-14	1/0/0/0
61	Brett Goode	LS	6-1	255	31	9	Arkansas	FA-08	1/0/0/0
65	Lane Taylor	G	6-3	324	26	4	Oklahoma State	FA-13	1/1/0/0
67	Don Barclay	T/G	6-4	305	27	5	West Virginia	FA-12	1/0/0/0
68	Kyle Murphy	T	6-6	305	22	R	Stanford	D6-16	0/0/0/1
69	David Bakhtiari	T	6-4	310	24	4	Colorado	D4a-13	1/1/0/0
70	T.J. Lang	G	6-4	318	28	8	Eastern Michigan	D4-09	1/1/0/0
73	JC Tretter	C/G	6-4	307	25	4	Cornell	D4b-13	1/1/0/0
75	Bryan Bulaga	T	6-5	314	27	7	Iowa	D1-10	1/1/0/0
76	Mike Daniels	DT	6-0	310	27	5	Iowa	D4a-12	1/1/0/0
78	Jason Spriggs	T	6-6	301	22	R	Indiana	D2-16	1/0/0/0
80	Justin Perillo	TE	6-3	250	25	3	Maine	FA-14	1/0/0/0
82	Richard Rodgers	TE	6-4	257	24	3	California	D3b-14	1/0/0/0
83	Jeff Janis	WR	6-3	219	25	3	Saginaw Valley State	D7-14	1/0/0/0
84	Jared Abbrederis	WR	6-1	195	25	3	Wisconsin	D5b-14	1/0/0/0
87	Jordy Nelson	WR	6-3	217	31	9	Kansas State	D2a-08	1/1/0/0
88	Ty Montgomery	WR	6-0	216	22	2	Stanford	D3-15	1/0/0/0
89	Jared Cook	TE	6-5	254	29	8	South Carolina	FA-16	1/1/0/0
91	Jayrone Elliott	LB	6-3	255	24	3	Toledo	FA-14	0/0/0/1
94	Dean Lowry	DE	6-6	296	22	R	Northwestern	D4b-16	1/0/0/0
95	Datone Jones	DE/LB	6-4	285	26	4	UCLA	D1-13	1/0/0/0
97	Kenny Clark	DT	6-3	314	20	R	UCLA	D1-16	1/0/0/0
98	Letroy Guion	DT	6-4	322	29	9	Florida State	FA-14	1/1/0/0
99	Christian Ringo	DT	6-1	298	24	1	Louisiana-Lafayette	D6b-15	1/0/0/0

INJURED RESERVE

20	Makinton Dorleant	CB	5-11	182	23	R	Northern Iowa	FA-16	0/0/0/0
38	John Crockett	RB	6-0	217	24	1	North Dakota State	FA-15	0/0/0/0
90	Tyler Kuder	DT	6-3	307	24	R	Idaho State	FA-16	0/0/0/0

PRACTICE SQUAD

16	Herb Waters	WR	6-0	188	23	R	Miami	FA-16	0/0/0/0
34	Don Jackson	RB	5-10	208	23	R	Nevada	FA-16	0/0/0/0
35	Jermaine Whitehead	S	5-11	195	23	1	Auburn	FA-16	0/0/0/0
54	Carl Bradford	LB	6-1	248	24	2	Arizona State	D4-14	0/0/0/0
62	Lucas Patrick	G	6-3	313	23	R	Duke	FA-16	0/0/0/0
72	Blake Muir	G	6-5	315	25	R	Baylor	FA-16	0/0/0/0
81	Geronimo Allison	WR	6-3	202	22	R	Illinois	FA-16	0/0/0/0
86	Devon Cajuste	TE	6-4	235	23	R	Stanford	FA-16	0/0/0/0
93	Reggie Gilbert	LB	6-3	261	23	R	Arizona	FA-16	0/0/0/0
96	Brian Price	DT	6-3	318	22	R	Texas San Antonio	FA-16	0/0/0/0

RESERVE/PHYSICALLY UNABLE TO PERFORM

63	Corey Linsley	C	6-3	301	25	3	Ohio State	D5a-14	0/0/0/0
----	---------------	---	-----	-----	----	---	------------	--------	---------

RESERVE/SUSPENDED

39	Demetri Goodson	CB	5-11	197	27	3	Baylor	D6-14	0/0/0/0
64	Mike Pennel	DT	6-4	332	25	3	Colorado State-Pueblo	FA-14	0/0/0/0



OFFENSE

WR: 87	Jordy Nelson	17	Davante Adams	83	Jeff Janis
LT: 69	David Bakhtiari	<u>78</u>	<u>Jason Spriggs</u>		
LG: 65	Lane Taylor	67	Don Barclay		
C: 73	JC Tretter	67	Don Barclay		
RG: 70	T.J. Lang	67	Don Barclay		
RT: 75	Bryan Bulaga	<u>68</u>	<u>Kyle Murphy</u>		
TE: 82	Richard Rodgers	89	Jared Cook	80	Justin Perillo
WR: 18	Randall Cobb	84	Jared Abbrederis	88	Ty Montgomery
				<u>11</u>	<u>Trevor Davis</u>
QB: 12	Aaron Rodgers	7	Brett Hundley	<u>6</u>	<u>Joe Callahan</u>
RB: 27	Eddie Lacy	44	James Starks	<u>26</u>	<u>Jhurrell Pressley</u>
FB: 22	Aaron Ripkowski				

DEFENSE

DE: <u>94</u>	<u>Dean Lowry</u>	<u>97</u>	<u>Kenny Clark</u>		
NT: 98	Letroy Guion	99	Christian Ringo		
DT: 76	Mike Daniels	<u>97</u>	<u>Kenny Clark</u>		
LOLB: 53	Nick Perry	56	Julius Peppers	91	Jayrone Elliott
ILB: 47	Jake Ryan	48	Joe Thomas		
ILB: <u>50</u>	<u>Blake Martinez</u>	48	Joe Thomas		
ROLB: 52	Clay Matthews	95	Datone Jones	<u>51</u>	<u>Kyler Fackrell</u>
LCB: 23	Damarius Randall	24	Quinten Rollins	<u>28</u>	<u>Josh Hawkins</u>
RCB: 37	Sam Shields	36	LaDarius Gunter		
SS: 42	Morgan Burnett	33	Micah Hyde	<u>25</u>	<u>Marwin Evans</u>
FS: 21	Ha Ha Clinton-Dix	32	Chris Banjo	<u>29</u>	<u>Kentrell Brice</u>

SPECIAL TEAMS

K: 2	Mason Crosby	10	Jacob Schum		
P: 10	Jacob Schum	2	Mason Crosby		
H: 10	Jacob Schum	18	Randall Cobb		
PR: 33	Micah Hyde	<u>11</u>	<u>Trevor Davis</u>	84	Jared Abbrederis
KR: 88	Ty Montgomery	84	Jared Abbrederis	33	Micah Hyde
LS: 61	Brett Goode	67	Don Barclay	80	Justin Perillo

Rookies are underlined

COACH LOCATIONS

► **Coaches' Box:** Jeff Blasko (coaching administrator), Dom Capers (defensive coordinator), Tom Clements (associate head coach/offense), Ejiro Evero (defensive quality control), Scott McCurley (assistant linebackers), David Raih (assistant offensive line), Joe Whitt Jr. (secondary - cornerbacks).

► **Sideline:** Brian Angelichio (tight ends), Edgar Bennett (offensive coordinator), James Campen (offensive line), Luke Getsy (wide receivers), Jerry Montgomery (defensive front assistant), Winston Moss (associate head coach/linebackers), Darren Perry (secondary - safeties), Jason Simmons (assistant special teams), Ben Sirmans (running backs), Mike Trgovac (defensive line), Alex Van Pelt (quarterbacks), Ron Zook (special teams coordinator).



ROSTER BY POSITION

QUARTERBACK (3)

Joe Callahan
Brett Hundley
Aaron Rodgers

FULLBACK (1)

Aaron Ripkowski

RUNNING BACK (3)

Eddie Lacy
Jhurrell Pressley
James Starks

WIDE RECEIVER (7)

Jared Abbrederis
Davante Adams
Randall Cobb
Trevor Davis
Jeff Janis
Ty Montgomery
Jordy Nelson

TIGHT END (3)

Jared Cook
Justin Perillo
Richard Rodgers

OFFENSIVE LINE (8)

David Bakhtiari
Don Barclay
Bryan Bulaga
T.J. Lang
Kyle Murphy
Jason Spriggs
Lane Taylor
JC Tretter

DEFENSIVE LINE (6)

Kenny Clark
Mike Daniels
Letroy Guion
Datone Jones (also LB)
Dean Lowry
Christian Ringo

LINEBACKER (8)

Jayrone Elliott
Kyler Fackrell
Blake Martinez
Clay Matthews
Julius Peppers
Nick Perry
Jake Ryan
Joe Thomas

CORNERBACK (5)

LaDarius Gunter
Josh Hawkins
Damarius Randall
Quinten Rollins
Sam Shields

SAFETY (6)

Chris Banjo
Kentrell Brice
Morgan Burnett
Ha Ha Clinton-Dix
Marwin Evans
Micah Hyde (also CB)

SPECIALIST (3)

Mason Crosby
Brett Goode
Jacob Schum

Rookies are underlined

PRONUNCIATION GUIDE

PLAYERS

Jared Abbrederis	ab-bruh-DAIR-is	Justin Perillo	puh-RILL-oh
David Bakhtiari	bock-tee-R-ee	Jhurrell Pressleyju-RELL
Don BarclayBAR-clay	Damarius Randall	duh-MAIR-ee-us
Kentrell Brice	ken-TRELL	Jacob Schum	SHUMM
Bryan Bulaga	buh-LAH-guh		
Devon Cajuste	DEV-un kuh-JOOST		
Jayrone Elliott	jay-RONE	COACHES	
Kyler Fackrell	FAK-rull	Brian Angelichio	an-juh-LEEK-o
Brett Goode	GEWD	James Campen	KAMP-en
Letroy Guion	GUY-on	Tom Clements	KLEMM-ints
LaDarius Gunterluh-DAIR-ee-us	Ejoro Evero	e-JEE-row EV-uh-row
Datone Jones	DAY-tone	Mark Lovat	luh-VOTT
Mike Pennel	puh-NELL	David RaihRYE
		Mike TrgovacTER-guh-vac

HOW THE PACKERS WERE BUILT

Year	Record	Draft (35)	Waivers (2)	Free Agents (16)
2005	4-12	QB Aaron Rodgers D1		
2007	13-3	K Mason Crosby D6c		
2008	6-10	WR Jordy Nelson D2a		LS Brett Goode
2009	11-5	LB Clay Matthews D1b G T.J. Lang D4		
2010	10-6	T Bryan Bulaga D1 S Morgan Burnett D3 RB James Starks D6		CB Sam Shields
2011	15-1	WR Randall Cobb D2		
2012	11-5	LB Nick Perry D1 DT Mike Daniels D4a		T/G Don Barclay
2013	8-7-1	DE/LB Datone Jones D1 RB Eddie Lacy D2 T David Bakhtiari D4a C/G JC Tretter D4b DB Micah Hyde D5a		S Chris Banjo G Lane Taylor
2014	12-4	S Ha Ha Clinton-Dix D1 WR Davante Adams D2 TE Richard Rodgers D3b WR Jared Abbrederis D5b WR Jeff Janis D7		LB Jayrone Elliott DT Letroy Guion LB Julius Peppers TE Justin Perillo
2015	10-6	CB Damarious Randall D1 CB Quinten Rollins D2 WR Ty Montgomery D3 LB Jake Ryan D4 QB Brett Hundley D5 FB Aaron Ripkowski D6a DT Christian Ringo D6b		CB LaDarius Gunter LB Joe Thomas (PS-Dal.)
2016	1-0	DT Kenny Clark D1 T Jason Spriggs D2 LB Kyler Fackrell D3 LB Blake Martinez D4a DE Dean Lowry D4b WR Trevor Davis D5 T Kyle Murphy D6	RB Jhurrell Pressley (Min.) P Jacob Shum (T.B.)	S Kentrell Brice QB Joe Callahan TE Jared Cook S Marwin Evans CB Josh Hawkins

INDIVIDUAL STATISTICS, OFFENSE

RUSHING

	E.Lacy					J.Starks					J.Pressley					A.Rodgers					R.Cobb					A.Ripkowski						
	No	Yds	Avg	Lg	TD	No	Yds	Avg	Lg	TD	No	Yds	Avg	Lg	TD	No	Yds	Avg	Lg	TD	No	Yds	Avg	Lg	TD	No	Yds	Avg	Lg	TD		
9/11	at	Jax	14	61	4.4	28	0	4	7	1.8	4	0				4	16	4.0	8	1	3	11	3.7	6	0	0	0	--	--	0		
9/18	at	Min																														
9/25		Det																														
10/9		NYG																														
10/16		Dal																														
10/20		Chi																														
10/30	at	Atl																														
11/6		Ind																														
11/13	at	Ten																														
11/20	at	Was																														
11/28	at	Phi																														
12/4		Hou																														
12/11		Sea																														
12/18	at	Chi																														
12/24		Min																														
1/1	at	Det																														
SEASON			14	61	4.4	28	0	4	7	1.8	4	0	0	0	--	--	0	4	16	4.0	8	1	3	11	3.7	6	0	0	0	--	--	0
CAREER			731	3136	4.3	60	23	559	2368	4.2	65	9	0	0	--	--	0	438	2191	5.0	35	22	43	313	7.3	67	0	0	0	--	--	0

ADDITIONAL REGULAR-SEASON RUSHING:

PASSING

	A.Rodgers										B.Hundley																	
	Att	Com	Pct	Yds	Sk/Yd	TD	Lg	Int	Rtng		Att	Com	Pct	Yds	Sk/Yd	TD	Lg	Int	Rtng									
9/11	at	Jax	34	20	58.8	199	1/0	2	32	0											(Did Not Play)							
9/18	at	Min																										
9/25		Det																										
10/9		NYG																										
10/16		Dal																										
10/20		Chi																										
10/30	at	Atl																										
11/6		Ind																										
11/13	at	Ten																										
11/20	at	Was																										
11/28	at	Phi																										
12/4		Hou																										
12/11		Sea																										
12/18	at	Chi																										
12/24		Min																										
1/1	at	Det																										
SEASON			34	20	58.8	199	1/0	2	32	0	95.1	0	0	--	0	0/0	0	--	0	--								
CAREER			4081	2653	65.0	32598	307/1917	259	93	65	104.1	0	0	--	0	0/0	0	--	0	--								

PASSING

	J.Callahan																				
	Att	Com	Pct	Yds	Sk/Yd	TD	Lg	Int	Rtng												
9/13	at	Jax									(Inactive)										
9/20	at	Min																			
9/28		Det																			
10/4		NYG																			
10/11		Dal																			
10/18		Chi																			
11/1	at	Atl																			
11/8		Ind																			
11/15	at	Ten																			
11/22	at	Was																			
11/26	at	Phi																			
12/3		Hou																			
12/13		Sea																			
12/20	at	Chi																			
12/27		Min																			
1/3	at	Det																			
SEASON			0	0	--	0	0/0	0	--	0	--										
CAREER			0	0	--	0	0/0	0	--	0	--										

INDIVIDUAL STATISTICS, OFFENSE

RUSHING

		E.Lacy										J.Starks										A.Rodgers									
		First Half					Second Half					First Half					Second Half					First Half					Second Half				
		No	Yds	Avg	Lg	TD	No	Yds	Avg	Lg	TD	No	Yds	Avg	Lg	TD	No	Yds	Avg	Lg	TD	No	Yds	Avg	Lg	TD	No	Yds	Avg	Lg	TD
9/11	at Jax	7	20	2.9	9	0	7	41	5.9	28	0	2	6	3.0	4	0	2	1	0.5	1	0	1	6	6.0	6t	1	3	10	3.3	8	0
9/18	at Min																														
9/25	Det																														
10/9	NYG																														
10/16	Dal																														
10/20	Chi																														
10/30	at Atl																														
11/6	Ind																														
11/13	at Ten																														
11/20	at Was																														
11/28	at Phi																														
12/4	Hou																														
12/11	Sea																														
12/18	at Chi																														
12/24	Min																														
1/1	at Det																														
SEASON		7	20	2.9	9	0	7	41	5.9	28	0	2	6	3.0	4	0	2	1	0.5	1	0	1	6	6.0	6t	1	3	10	3.3	8	0

PASSING

		A.Rodgers																			
		First Half										Second Half									
		Att	Com	Pct	Yds	Sk/Yd	TD	Lg	Int	Rtng	Att	Com	Pct	Yds	Sk/Yd	TD	Lg	Int	Rtng		
9/11	at Jax	18	11	61.1	114	0/0	2	29t	0	116.4	16	9	56.3	85	1/0	0	32	0	71.1		
9/18	at Min																				
9/25	Det																				
10/9	NYG																				
10/16	Dal																				
10/20	Chi																				
10/30	at Atl																				
11/6	Ind																				
11/13	at Ten																				
11/20	at Was																				
11/28	at Phi																				
12/4	Hou																				
12/11	Sea																				
12/18	at Chi																				
12/24	Min																				
1/1	at Det																				
SEASON		18	11	61.1	114	0/0	2	29t	0	116.4	16	9	56.3	85	1/0	0	32	0	71.1		

PASSING

		B.Hundley																			
		First Half										Second Half									
		Att	Com	Pct	Yds	Sk/Yd	TD	Lg	Int	Rtng	Att	Com	Pct	Yds	Sk/Yd	TD	Lg	Int	Rtng		
9/11	at Jax																				
9/18	at Min																				
9/25	Det																				
10/9	NYG																				
10/16	Dal																				
10/20	Chi																				
10/30	at Atl																				
11/6	Ind																				
11/13	at Ten																				
11/20	at Was																				
11/28	at Phi																				
12/4	Hou																				
12/11	Sea																				
12/18	at Chi																				
12/24	Min																				
1/1	at Det																				
SEASON		0	0	--	0	0/0	0	--	0	--	0	0	0.0	0	0/0	0	0	0	0.0		

INDIVIDUAL STATISTICS, OFFENSE

RECEIVING J.Nelson

			First Half					Second Half					R.Cobb					D.Adams														
													First Half					Second Half														
			No	Yds	Avg	Lg	TD	No	Yds	Avg	Lg	TD	No	Yds	Avg	Lg	TD	No	Yds	Avg	Lg	TD	No	Yds	Avg	Lg	TD					
9/11	at	Jax	3	20	6.7	8	1	3	12	4.0	8	0	3	21	7.0	10	0	3	36	12.0	32	0	3	50	16.7	29t	1	0	0	--	--	0
9/18	at	Min																														
9/25		Det																														
10/9		NYG																														
10/16		Dal																														
10/20		Chi																														
10/30	at	Atl																														
11/6		Ind																														
11/13	at	Ten																														
11/20	at	Was																														
11/28	at	Phi																														
12/4		Hou																														
12/11		Sea																														
12/18	at	Chi																														
12/24		Min																														
1/1	at	Det																														
SEASON			3	20	6.7	8	1	3	12	4.0	8	0	3	21	7.0	10	0	3	36	12.0	32	0	3	50	16.7	29t	1	0	0	--	--	0

RECEIVING J.Abbrederis

			First Half					Second Half					J.Cook					R.Rodgers														
													First Half					Second Half														
			No	Yds	Avg	Lg	TD	No	Yds	Avg	Lg	TD	No	Yds	Avg	Lg	TD	No	Yds	Avg	Lg	TD	No	Yds	Avg	Lg	TD					
9/11	at	Jax	0	0	--	--	0	1	8	8.0	8	0	0	0	--	--	0	1	7	7.0	7	0	0	0	--	--	0	1	22	22.0	22	0
9/18	at	Min																														
9/25		Det																														
10/9		NYG																														
10/16		Dal																														
10/20		Chi																														
10/30	at	Atl																														
11/6		Ind																														
11/13	at	Ten																														
11/20	at	Was																														
11/28	at	Phi																														
12/4		Hou																														
12/11		Sea																														
12/18	at	Chi																														
12/24		Min																														
1/1	at	Det																														
SEASON			0	0	--	--	0	1	8	8.0	8	0	0	0	--	--	0	1	7	7.0	7	0	0	0	--	--	0	1	22	22.0	22	0

RECEIVING E.Lacy

			First Half					Second Half					J.Starks					T.Montgomery														
													First Half					Second Half														
			No	Yds	Avg	Lg	TD	No	Yds	Avg	Lg	TD	No	Yds	Avg	Lg	TD	No	Yds	Avg	Lg	TD	No	Yds	Avg	Lg	TD					
9/11	at	Jax	1	17	17.0	17	0	0	0	--	--	0	1	6	6.0	6	0	0	0	--	--	0	0	0	--	--	0	0	0	--	--	0
9/18	at	Min																														
9/25		Det																														
10/9		NYG																														
10/16		Dal																														
10/20		Chi																														
10/30	at	Atl																														
11/6		Ind																														
11/13	at	Ten																														
11/20	at	Was																														
11/28	at	Phi																														
12/4		Hou																														
12/11		Sea																														
12/18	at	Chi																														
12/24		Min																														
1/1	at	Det																														
SEASON			1	17	17.0	17	0	0	0	--	--	0	1	6	6.0	6	0	0	0	--	--	0	0	0	--	--	0	0	0	--	--	0

INDIVIDUAL STATISTICS, DEFENSE

	C.Banjo					K.Brice					M.Burnett					K.Clark					H.Clinton-Dix					M.Daniels									
	UT	A	Sk	Int	PD	UT	A	Sk	Int	PD	UT	A	Sk	Int	PD	UT	A	Sk	Int	PD	UT	A	Sk	Int	PD	UT	A	Sk	Int	PD					
9/11	at	Jax	(Inactive)			0	0	0-0	0-0	0	0	0	1-8	0-0	0	0	1	0-0	0-0	0	4	1	0-0	0-0	1	1	1	0-0	0-0	0					
9/18	at	Min																																	
9/25		Det																																	
10/9		NYG																																	
10/16		Dal																																	
10/20		Chi																																	
10/30	at	Atl																																	
11/6		Ind																																	
11/13	at	Ten																																	
11/20	at	Was																																	
11/28	at	Phi																																	
12/4		Hou																																	
12/11		Sea																																	
12/18	at	Chi																																	
12/24		Min																																	
1/1	at	Det																																	
SEASON						0	0	0-0	0-0	0	0	0	1-8	0-0	0	0	1	0-0	0-0	0	4	1	0-0	0-0	1	1	1	0-0	0-0	0					
CAREER						16	3	0-0	0-0	2	0	0	0-0	0-0	0	432	141	55-49	7-33	49	0	1	0-0	0-0	0	174	43	4-14	3-11	16	116	77	18-121.5	1-6	3

	J.Elliott					M.Evans					K.Fackrell					D.Goodson					L.Guion					L.Gunter									
	UT	A	Sk	Int	PD	UT	A	Sk	Int	PD	UT	A	Sk	Int	PD	UT	A	Sk	Int	PD	UT	A	Sk	Int	PD	UT	A	Sk	Int	PD					
9/11	at	Jax	(Inactive)			0	0	0-0	0-0	0	0	0	0-0	0-0	0	0	0	0-0	0-0	0	2	2	0-0	0-0	0	1	1	0-0	0-0	0					
9/18	at	Min																																	
9/25		Det																																	
10/9		NYG																																	
10/16		Dal																																	
10/20		Chi																																	
10/30	at	Atl																																	
11/6		Ind																																	
11/13	at	Ten																																	
11/20	at	Was																																	
11/28	at	Phi																																	
12/4		Hou																																	
12/11		Sea																																	
12/18	at	Chi																																	
12/24		Min																																	
1/1	at	Det																																	
SEASON						0	0	0-0	0-0	0	0	0	0-0	0-0	0	0	0	0-0	0-0	0	2	2	0-0	0-0	0	1	1	0-0	0-0	0					
CAREER						17	3	3-24	1-0	0	0	0	0-0	0-0	0	0	0	0-0	0-0	0	4	1	0-0	0-0	1	112	124	8.5-47	0-0	4	1	1	0-0	0-0	0

	J.Hawkins					M.Hyde					D.Jones					D.Lowry					B.Martinez					C.Matthews									
	UT	A	Sk	Int	PD	UT	A	Sk	Int	PD	UT	A	Sk	Int	PD	UT	A	Sk	Int	PD	UT	A	Sk	Int	PD	UT	A	Sk	Int	PD					
9/11	at	Jax	(Inactive)			1	0	0-0	0-0	0	0	0	0-0	0-0	0	0	0	0-0	0-0	0	5	4	0-0	0-0	0	3	1	1-10	0-0	0					
9/18	at	Min																																	
9/25		Det																																	
10/9		NYG																																	
10/16		Dal																																	
10/20		Chi																																	
10/30	at	Atl																																	
11/6		Ind																																	
11/13	at	Ten																																	
11/20	at	Was																																	
11/28	at	Phi																																	
12/4		Hou																																	
12/11		Sea																																	
12/18	at	Chi																																	
12/24		Min																																	
1/1	at	Det																																	
SEASON						0	0	0-0	0-0	0	1	0	0-0	0-0	0	0	0	0-0	0-0	0	5	4	0-0	0-0	0	3	1	1-0	0-0	0					
CAREER						0	0	0-0	0-0	0	131	31	3-20	5-45	23	42	32	8-55	1-18	5	0	0	0-0	0-0	0	5	4	0-0	0-0	0	333	144	68.5-428	6-191	35

INDIVIDUAL STATISTICS, DEFENSE

	M.Pennel					J.Peppers					N.Perry					D.Randall					C.Ringo					Q.Rollins						
	<u>UT</u>	<u>A</u>	<u>Sk</u>	<u>Int</u>	<u>PD</u>	<u>UT</u>	<u>A</u>	<u>Sk</u>	<u>Int</u>	<u>PD</u>	<u>UT</u>	<u>A</u>	<u>Sk</u>	<u>Int</u>	<u>PD</u>	<u>UT</u>	<u>A</u>	<u>Sk</u>	<u>Int</u>	<u>PD</u>	<u>UT</u>	<u>A</u>	<u>Sk</u>	<u>Int</u>	<u>PD</u>	<u>UT</u>	<u>A</u>	<u>Sk</u>	<u>Int</u>	<u>PD</u>		
9/11	at	Jax																														
		(Reserve/Suspended)																														
9/18	at	Min																														
9/25		Det																														
10/9		NYG																														
10/16		Dal																														
10/20		Chi																														
10/30	at	Atl																														
11/6		Ind																														
11/13	at	Ten																														
11/20	at	Was																														
11/28	at	Phi																														
12/4		Hou																														
12/11		Sea																														
12/18	at	Chi																														
12/24		Min																														
1/1	at	Det																														
SEASON			0	0	0-0	0-0	0	0	1	0-0	0-0	0	3	0	1-2	0	0	6	2	0-0	0-0	2	1	0	0-0	0-0	0	1	1	0-0	0-0	2
CAREER			29	24	1-0	0-0	0	579	230	136-826	11-293	63	87	46	13.5-101.5	0-0	4	56	11	0-0	3-47	18	1	0	0-0	0-0	0	26	11	1-11	2-48	11

	J.Ryan					S.Shields					J.Thomas						
	<u>UT</u>	<u>A</u>	<u>Sk</u>	<u>Int</u>	<u>PD</u>	<u>UT</u>	<u>A</u>	<u>Sk</u>	<u>Int</u>	<u>PD</u>	<u>UT</u>	<u>A</u>	<u>Sk</u>	<u>Int</u>	<u>PD</u>		
9/11	at	Jax	4	4	0-0	0-0	1	4	1	0-0	0-0	0	2	1	0-0	1-9	1
9/18	at	Min															
9/25		Det															
10/9		NYG															
10/16		Dal															
10/20		Chi															
10/30	at	Atl															
11/6		Ind															
11/13	at	Ten															
11/20	at	Was															
11/28	at	Phi															
12/4		Hou															
12/11		Sea															
12/18	at	Chi															
12/24		Min															
1/1	at	Det															
SEASON			4	4	0-0	0-0	1	4	1	0-0	0-0	0	2	1	0-0	1-9	1
CAREER			36	19	0-0	0-0	1	209	47	1-8	18-180	90	18	9	1-2	1-9	3

DEFENSIVE FUMBLE STATISTICS

FORCED FUMBLES (1)

H.Clinton-Dix - (1) at Jacksonville, Sept. 11 (A.Robinson)

FUMBLE RECOVERIES (0)

None

INDIVIDUAL STATISTICS, DEFENSE

QUARTERBACK SACKS (3-20)

9/11 at Jacksonville: (3-20) M.Burnett 1-8, C.Matthews 1-10, N.Perry 1-2.
9/18 at Minnesota:
9/25 Detroit:
10/9 New York Giants:
10/16 Dallas:
10/20 Chicago:
10/30 at Atlanta:
11/6 Indianapolis:
11/13 at Tennessee:
11/20 at Washington:
11/28 at Philadelphia:
12/4 Houston:
12/11 Seattle:
12/18 at Chicago:
12/24 Minnesota:
1/1 at Detroit:

SEASON TOTALS: (3-20) M.Burnett 1-8, C.Matthews 1-10, N.Perry 1-2.

QUARTERBACK HITS (7)

9/11 at Jacksonville: (7) N.Perry 4, M.Daniels 1, D.Jones 1, C.Matthews 1.
9/18 at Minnesota:
9/25 Detroit:
10/9 New York Giants:
10/16 Dallas:
10/20 Chicago:
10/30 at Atlanta:
11/6 Indianapolis:
11/13 at Tennessee:
11/20 at Washington:
11/28 at Philadelphia:
12/4 Houston:
12/11 Seattle:
12/18 at Chicago:
12/24 Minnesota:
1/1 at Detroit:

SEASON TOTALS: (7) N.Perry 4, M.Daniels 1, D.Jones 1, C.Matthews 1.

PASSES DEFENSED (7)

9/11 at Jacksonville: (7) D.Randall 2, Q.Rollins 2, H.Clinton-Dix 1, J.Ryan 1, J.Thomas 1.
9/18 at Minnesota:
9/25 Detroit:
10/9 New York Giants:
10/16 Dallas:
10/20 Chicago:
10/30 at Atlanta:
11/6 Indianapolis:
11/13 at Tennessee:
11/20 at Washington:
11/28 at Philadelphia:
12/4 Houston:
12/11 Seattle:
12/18 at Chicago:
12/24 Minnesota:
1/1 at Detroit:

SEASON TOTALS: (7) D.Randall 2, Q.Rollins 2, H.Clinton-Dix 1, J.Ryan 1, J.Thomas 1.

INDIVIDUAL STATISTICS, SPECIAL TEAMS

PUNTING

J.Schum

	No	Yds	Avg	TB	In20	Lg	Bk	Net
9/11 at Jax	4	184	46.0	0	0	56	0	42.5
9/18 at Min								
9/25 Det								
10/9 NYG								
10/16 Dal								
10/20 Chi								
10/30 at Atl								
11/6 Ind								
11/13 at Ten								
11/20 at Was								
11/28 at Phi								
12/4 Hou								
12/11 Sea								
12/18 at Chi								
12/24 Min								
1/1 at Det								
SEASON	4	184	46.0	0	0	56	0	42.5
CAREER	60	2532	42.2	4	15	60	0	38.3

KICKING

M.Crosby

	FG	PAT	Pts	Kickoffs			OB
				No. Ret	TB	Pct	
9/11 at Jax	2/2	3/3	9	2	4	66.7	0
9/18 at Min							
9/25 Det							
10/9 NYG							
10/16 Dal							
10/20 Chi							
10/30 at Atl							
11/6 Ind							
11/13 at Ten							
11/20 at Was							
11/28 at Phi							
12/4 Hou							
12/11 Sea							
12/18 at Chi							
12/24 Min							
1/1 at Det							
SEASON	2/2	3/3	9	2	4	66.7	0
CAREER	238/298	440/444	1154	543	230	29.3	15

ADDITIONAL KICKOFFS:

ON-SIDE KICK RECOVERIES

OWN KICKS (0/0)

OPPONENT KICKS (0/0)

BLOCKED KICKS

PACKERS (0)

BLOCKED PUNTS

OPPONENTS (0)

KICKOFF

T.Montgomery

RETURNS

	No	Yds	Avg	Lg	TD		No	Yds	Avg	Lg	TD
9/11 at Jax	1	14	14.0	14	0		0	0	--	--	0
9/18 at Min											
9/25 Det											
10/9 NYG											
10/16 Dal											
10/20 Chi											
10/30 at Atl											
11/6 Ind											
11/13 at Ten											
11/20 at Was											
11/28 at Phi											
12/4 Hou											
12/11 Sea											
12/18 at Chi											
12/24 Min											
1/1 at Det											
SEASON	1	14	14.0	14	0		0	0	--	--	0
CAREER	8	232	29.0	46	0		34	814	23.9	70	0

ADDITIONAL KICKOFF RETURNS:

PUNT RETURNS

	M.Hyde						No	Yds	Avg	FC	Lg	TD
	No	Yds	Avg	FC	Lg	TD						
9/11 at Jax	0	0	--	0	--	0						
9/18 at Min												
9/25 Det												
10/9 NYG												
10/16 Dal												
10/20 Chi												
10/30 at Atl												
11/6 Ind												
11/13 at Ten												
11/20 at Was												
11/28 at Phi												
12/4 Hou												
12/11 Sea												
12/18 at Chi												
12/24 Min												
1/1 at Det												
SEASON	0	0	--	0	--	0						
CAREER	65	674	10.4	34	93t	3						

SPECIAL TEAMS FUMBLE STATISTICS

FORCED FUMBLES (0)

FUMBLE RECOVERIES (0)

BLOCKED FIELD GOALS

BLOCKED PATs

DRIVE STATISTICS

PACKERS SCORING DRIVES (game-by-game)

Date	Opponent	Plays	Yards	Time	Result	Qtr	Scoring Play	Quarterback
9/11	at Jacksonville	6	29	3:05	TD	1	A.Rodgers 6 run	A.Rodgers
9/11	at Jacksonville	9	75	4:43	TD	2	A.Rodgers 6 pass to J.Nelson	A.Rodgers
9/11	at Jacksonville	5	75	0:56	TD	2	A.Rodgers 29 pass to D.Adams	A.Rodgers
9/11	at Jacksonville	13	68	4:48	FG	3	M.Crosby 25 field goal	A.Rodgers
9/11	at Jacksonville	16	73	9:14	FG	4	M.Crosby 20 field goal	A.Rodgers

Scoring-Drive Length, Regular Season

Length (minus)	Packers		Opponent	
	TD	FG	TD	FG
0—9	0	0	0	0
10—19	0	0	0	0
20—29	1	0	0	0
30—39	0	0	0	1
40—49	0	0	1	1
50—59	0	0	0	1
60—69	0	1	0	0
70—79	2	1	1	0
80—89	0	0	0	0
90—99	0	0	0	0
SEASON	3	2	2	3

Possessions at a glance

Reg. Season	No.	Avg. Snaps	*3-Plays & Out	Snaps/TD
Packers	10	6.0	4	20.0
Opponent	10	6.8	1	34.0

*—less if turnover, no first downs or score

Game-Opening Drives

Game		Packers			Opponent		
		Pts	FD	Yds	Pts	FD	Yds
9/11	at Jax	7	2	29	0	1	13
9/18	at Min						
9/25	Det						
10/9	NYG						
10/16	Dal						
10/20	Chi						
10/30	at Atl						
11/6	Ind						
11/13	at Ten						
11/20	at Was						
11/28	at Phi						
12/4	Hou						
12/11	Sea						
12/18	at Chi						
12/24	Min						
1/1	at Det						
SEASON		7	2	29	0	1	13

Second-Half Opening Drives

Game		Packers			Opponent		
		Pts	FD	Yds	Pts	FD	Yds
9/11	at Jax	3	3	68	3	2	54
9/18	at Min						
9/25	Det						
10/9	NYG						
10/16	Dal						
10/20	Chi						
10/30	at Atl						
11/6	Ind						
11/13	at Ten						
11/20	at Was						
11/28	at Phi						
12/4	Hou						
12/11	Sea						
12/18	at Chi						
12/24	Min						
1/1	at Det						
SEASON		3	3	68	3	2	54

2016 SUPERLATIVES

LONGEST REGULAR-SEASON RETURNS

Packers

Type	Yards	Opp. Date	Player
Kickoff	14	at Jax, Sept. 11	T.Montgomery
Interception	9	at Jax, Sept. 11	J.Thomas

No. of returns 20-plus yards in length: 0
 No. of returns 40-plus yards in length: 0

Opponent

Type	Yards	Opp. Date	Player
Kickoff	32	at Jax, Sept. 11	C.Grant
Kickoff	19	at Jax, Sept. 11	C.Grant
Punt	14	at Jax, Sept. 11	R.Green

No. of returns 20-plus yards in length: 1
 No. of returns 40-plus yards in length: 0

LONGEST REGULAR-SEASON PLAYS FROM SCRIMMAGE

Packers

Yards	Opp.	Play
32	at Jax	A.Rodgers to R.Cobb
29t	at Jax	A.Rodgers to D.Adams
28	at Jax	E.Lacy run
22	at Jax	A.Rodgers to R.Rodgers
17	at Jax	A.Rodgers to E.Lacy

Long run:

28	at Jax	E.Lacy
9	at Jax	E.Lacy
8	at Jax	A.Rodgers

No. plays 20-plus yards: 1
 No. plays 40-plus yards: 0

Opponent

Yards	Opp.	Play
38	at Jax	B.Bortles to A.Hurns
37	at Jax	B.Bortles to M.Lewis
30	at Jax	B.Bortles to A.Hurns
22t	at Jax	B.Bortles to J.Thomas
22	at Jax	B.Bortles to A.Robinson
22	at Jax	B.Bortles to A.Robinson

Long run:

7	at Jax	T.Yeldon
6	at Jax	T.Yeldon
6	at Jax	T.Yeldon
6	at Jax	T.Yeldon

No. plays 20-plus yards: 0
 No. plays 40-plus yards: 0

MISCELLANEOUS

WEEKLY INACTIVES

9/11	at Jacksonville:	C.Banjo, J.Callahan, T.Davis, J.Elliott, J.Hawkins, K.Murphy, J.Pressley.
9/18	at Minnesota:	
9/25	Detroit:	
10/9	N.Y. Giants:	
10/16	Dallas:	
10/20	Chicago:	
10/30	at Atlanta:	
11/6	Indianapolis:	
11/13	at Tennessee:	
11/20	at Washington:	
11/28	at Philadelphia:	
12/4	Houston:	
12/11	Seattle:	
12/18	at Chicago:	
12/24	Minnesota:	
1/1	at Detroit:	

SEASON TOTALS: C.Banjo (1), J.Callahan (1), T.Davis (1), J.Elliott (1), J.Hawkins (1), K.Murphy (1), J.Pressley (1).

TIME SPENT IN THE LEAD

Opponent	In Lead	Packers Trailing
9/11 at Jax.....	38:05	5:39
9/18 at Min		
9/25 Det		
10/9 NYG		
10/16 Dal		
10/20 Chi		
10/30 at Atl		
11/6 Ind		
11/13 at Ten		
11/20 at Was		
11/28 at Phi		
12/4 Hou		
12/11 Sea		
12/18 at Chi		
12/24 Min		
1/1 at Det		
SEASON	38:05	5:39
SEASON AVG	38:05	5:39

NON-OFFENSIVE SCORES

REGULAR SEASON

Packers (0):
 Opponent (0):

TWO-POINT CONVERSIONS

REGULAR SEASON

Packers (0-0):
 Opponent (0-0):

PENALTIES AND REPLAY CHALLENGES

PENALTY STATISTICS

	Regular Season	
	Packers	Opponent
Times Penalized after Offensive Gain	0	1
Gains Wiped Out, Offensive Penalties	0	10
Touchdowns Cost	0	0
Field Goals Cost	0	0
First Downs Lost	0	1
Intentional-Grounding Penalties	0	0
Defensive Pass Interference, Times Flagged	1	2
Yards Given Up	4	30
Defensive 3rd/4th Down Flags (kept drive alive)	2	1
Kick/Punt Return Penalties	0	1
Return Yards Wiped Out	0	10

Touchdowns nullified — GREEN BAY (0):

OPPONENTS (0):

2016 REGULAR-SEASON REPLAY CHALLENGES

PACKERS (1/1)

Date, Opp.	Initial Ruling	Ruling
9/11 at Jax	Jacksonville 11 men on field . . .	Penalty on Jax, Defensive 12 On Field, Reversed

OPPONENTS (0/0)

Date, Opp.	Initial Ruling	Ruling
-------------------	-----------------------	---------------

REPLAY ASSISTANT (0/0)

Last two minutes of the half, overtime, turnovers and scoring plays

Date, Opp.	Initial Ruling	Ruling
-------------------	-----------------------	---------------

2016 REGULAR-SEASON PENALTIES ACCEPTED (5)

OFFENSE (2)

Delay of Game (2) — A.Rodgers at Jax (Sept. 11), A.Rodgers at Jax (Sept. 11)

DEFENSE (3)

Holding (1) — M.Burnett at Jax (Sept. 11)

Offside (1) — M.Daniels at Jax (Sept. 11)

Pass Interference (1) — M.Burnett at Jax (Sept. 11)

SPECIAL TEAMS (0)

TURNOVER STATISTICS AND NOTES

TURNOVER ANALYSIS

	Packers Take			Packers Give			Diff	Cum	NFC Rank	NFL Rank
	Aways			Aways						
	Int	Fum	Tot	Int	Fum	Tot				
Jax	1	0	1	0	0	0	+1	+1	4t	5t
Min										
DET										
BYE										
NYG										
DAL										
CHI										
Atl										
IND										
Ten										
Was										
Phi										
HOU										
SEA										
Chi										
MIN										
Det										
Total	1	0	1	0	0	0	+1	+1	4t	5t

HOME GAMES UPPERCASED IN BOLD

Regular-Season Takeaway Breakdown

	Packers	Opponent
Total	1	0
Interceptions	1	0
Fumble Rec.	0	0
Muffed Punt Rec.	0	0
Points off Turnovers	7	0
Touchdowns	1	0
Field Goals	0	0
Didn't attempt score	0	0

REGULAR-SEASON TOUCHDOWN RETURNS

Packers (0):
Opponent (0):

2016 RECORD WHEN...

When...	Record	Postseason
+4 turnover margin	0-0	0-0
+3 turnover margin	0-0	0-0
+2 turnover margin	0-0	0-0
+1 turnover margin	1-0	0-0
even turnover margin	0-0	0-0
-1 turnover margin	0-0	0-0
-2 turnover margin	0-0	0-0
-3 turnover margin	0-0	0-0
-4 turnover margin	0-0	0-0
recording 0 takeaways	0-0	0-0
recording 1 takeaway	1-0	0-0
recording 2 takeaways	0-0	0-0
recording 3 takeaways	0-0	0-0
recording 4 takeaways	0-0	0-0
recording 5 takeaways	0-0	0-0
recording 0 giveaways	1-0	0-0
recording 1 giveaway	0-0	0-0
recording 2 giveaways	0-0	0-0
recording 3 giveaways	0-0	0-0
recording 4 giveaways	0-0	0-0
recording 5 giveaways	0-0	0-0
recording 0 interceptions	0-0	0-0
recording 1 interception	1-0	0-0
recording 2 interceptions	0-0	0-0
recording 3 interceptions	0-0	0-0
recording 4 interceptions	0-0	0-0
surrendering 0 interceptions	1-0	0-0
surrendering 1 interception	0-0	0-0
surrendering 2 interceptions	0-0	0-0
surrendering 3 interceptions	0-0	0-0
recovering 0 fumbles	1-0	0-0
recovering 1 fumble	0-0	0-0
recovering 2 fumbles	0-0	0-0
recovering 3 fumbles	0-0	0-0
losing 0 fumbles	1-0	0-0
losing 1 fumble	0-0	0-0
losing 2 fumbles	0-0	0-0
losing 3 fumbles	0-0	0-0

TAKEAWAY SUMMARY (1)

9/11	at Jacksonville:	J.Thomas (interception)
9/18	at Minnesota:	
9/25	Detroit:	
10/9	N.Y. Giants:	
10/16	Dallas:	
10/20	Chicago:	
10/30	at Atlanta:	
11/6	Indianapolis:	
11/13	at Tennessee:	
11/20	at Washington:	
11/28	at Philadelphia:	
12/4	Houston:	
12/11	Seattle:	
12/18	at Chicago:	
12/24	Minnesota:	
1/1	at Detroit:	

SEASON TOTALS: J.Thomas 1 (one interception)

Note: Only fumbles lost are credited. Fumbles in which the team maintained possession are not included.

TAKEAWAY POINTS

Packers Regular Season (7)

Date	Opp.	Turnover	Result	Points
9/11	at Jax	Interception	TD	7

Opponent Regular Season (0)

Date	Opp.	Turnover	Result	Points
------	------	----------	--------	--------

GIVEAWAY SUMMARY (0)

9/11	at Jacksonville:	None
9/18	at Minnesota:	
9/25	Detroit:	
10/9	N.Y. Giants:	
10/16	Dallas:	
10/20	Chicago:	
10/30	at Atlanta:	
11/6	Indianapolis:	
11/13	at Tennessee:	
11/20	at Washington:	
11/28	at Philadelphia:	
12/4	Houston:	
12/11	Seattle:	
12/18	at Chicago:	
12/24	Minnesota:	
1/1	at Detroit:	

SEASON TOTALS: None

Note: Only fumbles lost are credited. Fumbles in which the team maintained possession are not included.

REGULAR-SEASON PLAYER PARTICIPATION

NFL WEEK Player	1	2	3	5	6	7	8	9	10	11	12	13	14	15	16	17	— Season Totals —			
	at JAX	at MIN	DET	NYG	DAL	CHI	at ATL	IND	at TEN	at WAS	at PHI	HOU	SEA	at CHI	MIN	at DET	GP	GS	DNP	INA
Abbrederis, Jared	SUB																1	0	0	0
Adams, Davante	3WR																1	1	0	0
Allison, Geronimo	PS																0	0	0	0
Bakhtiari, David	LT																1	1	0	0
Banjo, Chris	INA																0	0	0	1
Barclay, Don	SUB																1	0	0	0
Bradford, Carl	PS																0	0	0	0
Brice, Kentrell	SUB																1	0	0	0
Bulaga, Bryan	RT																1	1	0	0
Burnett, Morgan	SS																1	1	0	0
Cajuste, Devon	PS																0	0	0	0
Callahan, Joe	INA																0	0	0	1
Clark, Kenny	SUB																1	0	0	0
Clinton-Dix, Ha Ha	FS																1	1	0	0
Cobb, Randall	WR																1	1	0	0
Cook, Jared	TE																1	1	0	0
Crockett, John	IR																0	0	0	0
Crosby, Mason	SUB																1	0	0	0
Daniels, Mike	DT																1	1	0	0
Davis, Trevor	INA																0	0	0	1
Dorleant, Makinton	IR																0	0	0	0
Elliott, Jayrone	INA																0	0	0	1
Evans, Marwin	SUB																1	0	0	0
Fackrell, Kyle	SUB																1	0	0	0
Gilbert, Reggie	PS																0	0	0	0
Goode, Brett	SUB																1	0	0	0
Goodson, Demetri	SUS																0	0	0	0
Guion, Letroy	NT																1	1	0	0
Gunter, LaDarius	SUB																1	0	0	0
Hawkins, Josh	INA																0	0	0	1
Hundley, Brett	DNP																0	0	1	0
Hyde, Micah	SUB																1	0	0	0
Jackson, Don	PS																0	0	0	0
Janis, Jeff	SUB																1	0	0	0
Jones, Datone	SUB																1	0	0	0
Kuder, Tyler	IR																0	0	0	0
Lacy, Eddie	RB																1	1	0	0
Lang, T.J.	RG																1	1	0	0
Linsley, Corey	PUP																0	0	0	0
Lowry, Dean	SUB																1	0	0	0
Martinez, Blake	ILB																1	1	0	0
Matthews, Clay	LOLB																1	1	0	0
Montgomery, Ty	SUB																1	0	0	0
Muir, Blake	PS																0	0	0	0
Murphy, Kyle	INA																0	0	0	1
Nelson, Jordy	WR																1	1	0	0
Patrick, Lucas	PS																0	0	0	0
Pennel, Mike	SUS																0	0	0	0
Peppers, Julius	SUB																1	0	0	0
Perillo, Justin	SUB																1	0	0	0
Perry, Nick	ROLB																1	1	0	0
Pressley, Jhurrell	INA																0	0	0	1
Price, Brian	PS																0	0	0	0
Randall, Damarious	LCB																1	1	0	0
Ringo, Christian	SUB																1	0	0	0
Ripkowski, Aaron	SUB																1	0	0	0
Rodgers, Aaron	QB																1	1	0	0
Rodgers, Richard	SUB																1	0	0	0
Rollins, Quinten	3CB																1	1	0	0
Ryan, Jake	ILB																1	1	0	0
Schum, Jacob	SUB																1	0	0	0
Shields, Sam	RCB																1	1	0	0
Spriggs, Jason	SUB																1	0	0	0
Starks, James	SUB																1	0	0	0
Steuck, Kyle	IR																0	0	0	0
Taylor, Lane	LG																1	1	0	0
Thomas, Joe	SUB																1	0	0	0
Tretter, JC	C																1	1	0	0
Waters, Herb	PS																0	0	0	0
Whitehead, Jermaine	PS																0	0	0	0

STARTERS IN BOLD AT POSITION; DNP — Did not play; INA — Inactive; IR — Injured reserve; PS — Practice squad; PUP — Reserve/Physically Unable to Perform; SUB — Substitute; SUS — Reserve/Suspended; 3CB — Started as third cornerback; 3WR — Started as third wide receiver.

SEASON-HIGHS/W-L BREAKDOWN

INDIVIDUAL

Longest Scoring Run — 6, A.Rodgers, Sept. 11 at Jacksonville
 Longest Non-Scoring Run — 28, E.Lacy, Sept. 11 at Jacksonville

Longest Scoring Pass — 29, A.Rodgers to D.Adams, Sept. 11 at Jacksonville
 Longest Non-Scoring Pass — 32, A.Rodgers to R.Cobb, Sept. 11 at Jacksonville

Longest Kickoff Return — 14, T.Montgomery, Sept. 11 at Jacksonville
 Longest Punt Return — None
 Longest Interception Return — 9, J.Thomas, Sept. 11 at Jacksonville
 Longest Fumble Return — None

Longest Punt — 56, J.Schum, Sept. 11 at Jacksonville

Longest Field Goal — 25, M.Crosby, Sept. 11 at Jacksonville
 Most Field Goals Attempted — 2, M.Crosby, Sept. 11 at Jacksonville
 Most Field Goals Made — 2, M.Crosby, Sept. 11 at Jacksonville

Most Touchdowns — 1, three times, most recently D.Adams, J.Nelson and A.Rodgers, Sept. 11 at Jacksonville

Most Rushing Attempts — 14, E.Lacy, Sept. 11 at Jacksonville
 Most Rushing Yards — 61, E.Lacy, Sept. 11 at Jacksonville

Most Passing Attempts — 34, A.Rodgers, Sept. 11 at Jacksonville
 Most Completions — 20, A.Rodgers, Sept. 11 at Jacksonville
 Most Passing Yards — 199, A.Rodgers, Sept. 11 at Jacksonville
 Most Touchdown Passes — 2, A.Rodgers, Sept. 11 at Jacksonville

Most Receptions — 6, twice, most recently R.Cobb and J.Nelson, Sept. 11 at Jacksonville
 Most Receiving Yards — 57, R.Cobb, Sept. 11 at Jacksonville

Most Total Yards from Scrimmage — 78, E.Lacy, Sept. 11 at Jacksonville

Most Defensive Interceptions — 1, J.Thomas, Sept. 11 at Jacksonville
 Most Tackles — 9, twice, most recently M.Burnett and B.Martinez, Sept. 11 at Jacksonville
 Most Solo Tackles — 9, M.Burnett, Sept. 10 at Jacksonville
 Most Sacks — 1, three times, most recently M.Burnett, C.Matthews and N.Perry, Sept. 11 at Jacksonville
 Most Passes Defensed — 2, twice, most recently D.Randall and Q.Rollins, Sept. 11 at Jacksonville

TEAM

Offensive Most...

First Downs — 18, Sept. 11 at Jacksonville
 Rushing Attempts — 25, Sept. 11 at Jacksonville
 Rushing Yards — 95, Sept. 11 at Jacksonville
 Pass Attempts — 34, Sept. 11 at Jacksonville
 Completions — 20, Sept. 11 at Jacksonville
 TDs Thrown — 2, Sept. 11 at Jacksonville
 Ints. Thrown — 0, Sept. 11 at Jacksonville
 Net Passing Yards — 199, Sept. 11 at Jacksonville
 Offensive Plays — 60, Sept. 11 at Jacksonville
 Total Offense — 294, Sept. 11 at Jacksonville
 Time of Possession — 28:37, Sept. 11 at Jacksonville
 Turnovers — 0, Sept. 11 at Jacksonville
 Fumbles — 1, Sept. 11 at Jacksonville
 Fumbles Lost — 0, Sept. 11 at Jacksonville

Longest Scoring Drives

Plays — 16, Sept. 11 at Jacksonville
 Yards — 75, Sept. 11 at Jacksonville
 Time — 9:14, Sept. 11 at Jacksonville

Shortest Scoring Drives

Plays — 5, Sept. 11 at Jacksonville
 Yards — 29, Sept. 11 at Jacksonville
 Time — 0:56, Sept. 11 at Jacksonville

Defensive Fewest...

First Downs Allowed — 20, Sept. 11 at Jacksonville
 Rushing Att. Allowed — 26, Sept. 11 at Jacksonville
 Rushing Yards Allowed — 48, Sept. 11 at Jacksonville
 Pass Att. Allowed — 39, Sept. 11 at Jacksonville
 Pass Comp. Allowed — 24, Sept. 11 at Jacksonville
 Net Passing Yards Allowed — 300, Sept. 11 at Jacksonville
 Total Plays Allowed — 68, Sept. 11 at Jacksonville
 Total Yards Allowed — 348, Sept. 11 at Jacksonville

Defensive Most...

Takeaways — 1, Sept. 11 at Jacksonville
 Interceptions — 1, Sept. 11 at Jacksonville
 Fumbles Forced — 1, Sept. 11 at Jacksonville
 Fumbles Recovered — 0, Sept. 11 at Jacksonville
 Passes Defensed — 7, Sept. 11 at Jacksonville
 Sacks — 3, Sept. 11 at Jacksonville

	2016 regular season...			2015 regular season...			2014 regular season...			1992-present...		
	Home	Road	Overall	Home	Road	Overall	Home	Road	Overall	Home	Road	Overall
Overall	0-0	1-0	1-0	5-3	5-3	10-6	8-0	4-4	12-4	146-45-1	99-94	244-139-1
On Grass	0-0	1-0	1-0	5-3	4-3	9-6	8-0	3-0	11-0	146-45-1	57-37	202-82-1
On Artificial Surfaces	0-0	0-0	0-0	0-0	1-0	1-0	0-0	1-4	1-4	0-0	42-59	42-59
In Open-Air Stadiums	0-0	1-0	1-0	5-3	4-2	9-5	8-0	4-2	12-2	146-45-1	64-59	209-104-1
In Indoor Stadiums	0-0	0-0	0-0	0-0	1-1	1-1	0-0	0-2	0-2	0-0	35-35	35-35
vs. Division Opponents	0-0	0-0	0-0	0-3	3-0	3-3	3-0	2-1	5-1	66-17-1	47-36	113-53-1
vs. NFC	0-0	0-0	0-0	3-3	4-2	7-5	6-0	3-3	9-3	112-31-1	75-69	186-100-1
vs. AFC	0-0	1-0	1-0	2-0	1-1	3-1	2-0	1-1	3-1	34-14	24-25	58-39
When scoring first	0-0	1-0	1-0	5-2	3-0	8-2	7-0	3-2	10-2	104-19-1	60-35	163-54-1
When Opponent scored first	0-0	0-0	0-0	0-1	2-3	2-4	1-0	1-2	2-2	41-26	39-59	80-85
In overtime	0-0	0-0	0-0	0-0	0-0	0-0	0-0	0-0	0-0	5-3-1	1-5	6-8-1
When leading after first quarter	0-0	0-0	0-0	5-2	3-1	8-3	6-0	3-1	9-1	89-14-1	53-23	141-37-1
When leading at halftime	0-0	1-0	1-0	5-0	3-0	8-0	7-0	4-0	11-0	115-9	78-26	192-35
When leading after third quarter	0-0	1-0	1-0	4-0	4-0	8-0	8-0	4-0	12-0	121-5	89-22	209-27
When trailing after first quarter	0-0	0-0	0-0	0-0	1-2	1-2	1-0	0-1	1-1	26-22	18-44	44-66
When trailing at halftime	0-0	0-0	0-0	0-2	2-3	2-5	1-0	0-1	1-1	22-30-1	18-58	40-88-1
When trailing after third quarter	0-0	0-0	0-0	1-3	1-3	2-6	0-0	0-4	0-4	16-37-1	7-71	23-108-1
When tied at halftime	0-0	0-0	0-0	0-1	0-0	0-1	0-0	0-2	0-2	9-6	3-9	12-15
On Thursday	0-0	0-0	0-0	0-1	1-0	1-1	1-0	0-1	1-1	4-1	5-7	9-8
On Friday	0-0	0-0	0-0	0-0	0-0	0-0	0-0	0-0	0-0	0-0	1-0	1-0
On Saturday	0-0	0-0	0-0	0-0	0-0	0-0	0-0	0-0	0-0	1-0	2-0	3-0
On Sunday/Early Games	0-0	1-0	1-0	1-1	1-1	2-2	1-0	4-2	5-2	90-25-1	46-46	136-71-1
On Sunday/Late Afternoon Games	0-0	0-0	0-0	2-0	3-1	5-1	4-0	0-0	4-0	27-11	23-21	49-31
On Sunday/Night Games	0-0	0-0	0-0	1-1	0-1	1-2	1-0	0-1	1-1	13-3	10-5	23-8
On Monday	0-0	0-0	0-0	1-0	0-0	1-0	1-0	0-0	1-0	12-6	11-15	23-21
When Packers had 100-yard rusher	0-0	0-0	0-0	2-1	1-0	3-1	2-0	1-0	3-0	38-10-1	29-9	67-19-1
When Packers had 100-yard receiver	0-0	0-0	0-0	2-1	2-0	4-1	6-0	3-1	9-1	69-16	43-32	112-48
When Packers had 300-yard passer	0-0	0-0	0-0	1-1	0-1	1-2	5-0	2-1	7-1	36-13	31-20	67-33
When Opponent had 100-yard rusher	0-0	0-0	0-0	2-0	1-1	3-1	0-0	1-2	1-2	125-20-1	20-28	45-48-1
When Opponent had 100-yard receiver	0-0	0-0	0-0	2-0	2-2	4-2	4-0	1-0	5-0	46-16	28-34	74-50
When Opponent had 300-yard passer	0-0	1-0	1-0	1-0	0-1	1-1	2-0	0-1	2-1	23-7	16-19	39-26

TRANSACTIONS BY DATE

1/5	Signed DT William Campbell to the practice squad; Placed DE B.J. McBryde on the practice squad injured list; Signed QB Ryan Williams (reserve/future)	5/9	Signed T Jason Spriggs, TE Casey Pierce, DT Demetris Anderson, RB Brandon Burks, FB Alstevis Squirewell and G Cory Tucker; Released DT Josh Boyd, DT William Campbell, TE David Grinnage, WR Dennis Parks and T Jeremy Vujnovich	9/2	Released TE Mitchell Henry
1/15	Signed CB Robertson Daniel to the active roster from the practice squad; Placed TE Andrew Quarless on injured reserve	5/10	Signed S Marwin Evans	9/3	Released WR Geronimo Allison, LB Sam Barrington, LB Carl Bradford, LB Beniquez Brown, CB Robertson Daniel, CB Warren Gatewood, LB Reggie Gilbert, LS Rick Lovato, G Lucas Patrick, TE Casey Pierce, DT Brian Price, RB Brandon Ross, G Josh Sitton, FB Alstevis Squirewell, G Josh Walker, WR Herb Waters, S Jermaine Whitehead, QB Marquise Williams; Placed DT Tyler Kuder and C Kyle Steuck on injured reserve; Placed C Corey Linsley on reserve/physically unable to perform; Placed CB Demetri Goodson and DT Mike Pennel on reserve/suspended
1/18	Signed LB Carl Bradford, DT William Campbell, TE Mitchell Henry, WR Jamel Johnson, DT Christian Ringo, G Matt Rotheram, T Jeremy Vujnovich and WR Ed Williams	5/12	Signed LB Kyler Fackrell		
1/19	Signed DE B.J. McBryde	5/18	Signed S Jermaine Whitehead		
2/12	Re-signed DT Letroy Guion	5/25	Released G/T Vince Kowalski		
3/2	Re-signed K Mason Crosby	5/26	Signed QB Marquise Williams; Released QB Ryan Williams		
3/8	Re-signed G Lane Taylor	6/1	Signed G Lucas Patrick; Released WR Devonte Robinson and G Cory Tucker		
3/11	Re-signed LB Nick Perry; Signed G/T Vince Kowalski	6/17	Signed DT Kenny Clark		
3/14	Signed DE Ray Drew	7/13	Signed RB Brandon Ross		
3/22	Re-signed RB James Starks	7/20	Signed CB Warren Gatewood	9/5	Signed LS Brett Goode; Claimed RB Jhurrell Pressley off waivers from Minnesota Vikings; Placed CB Makinton Dorleant on injured reserve; Released RB Brandon Burks; Signed WR Geronimo Allison, LB Carl Bradford, LB Beniquez Brown, LB Reggie Gilbert, RB Don Jackson, G Blake Muir, G Lucas Patrick DT Brian Price, WR Herb Waters and S Jermaine Whitehead to the practice squad
3/28	Signed TE Jared Cook	7/25	Released RB Don Jackson and DE B.J. McBryde		
4/8	Released LB Nate Palmer	7/28	Signed WR Harvey Binford		
4/18	Re-signed T/G Don Barclay and signed LB Lerenté McCray	8/2	Signed LB Derrick Mathews		
4/25	Released DE Ray Drew	8/9	Signed LS Jesse Schmitt; Released LB Manoa Pikula		
5/6	Signed WR Geronimo Allison, S Kentrell Brice, LB Beniquez Brown, QB Joe Callahan, CB Makinton Dorleant, C Jacob Flores, LB Reggie Gilbert, TE David Grinnage, CB Josh Hawkins, RB Don Jackson, T Josh James, CB Randall Jette, DT Tyler Kuder, P Peter Mortell, WR Dennis Parks, LB Manoa Pikula, DT Brian Price, WR Devonte Robinson and WR Herb Waters	8/14	Signed C Kyle Steuck; Placed LS Jesse Schmitt on injured reserve		
		8/22	Released G Matt Rotheram and LS Jesse Schmitt		
		8/23	Released T Josh James		
		8/29	Released DT Demetris Anderson, CB Randall Jette, WR Jamel Johnson, LB Derrick Mathews, P Peter Mortell and WR Ed Williams.	9/7	Released TE Kennard Backman and C Jacob Flores
		8/30	Released WR Harvey Binford and Tim Masthay; Claimed P Jacom Schum off waivers from Tampa Bay Buccaneers; Traded LB Lerenté McCray to Buffalo Bills; Placed TE Kennard Backman, RB John Crockett, C Jacob Flores, TE Mitchell Henry and G Josh Walker on injured reserve	9/12	Released C Kyle Steuck
				9/13	Signed T David Bakhtiari to contract extension

TRANSACTIONS BY PLAYER

Allison, Geronimo - WR 5/6/16 Signed 9/3/16 Released 95/516 Signed to practice squad	Evans, Marwin - S 5/10/16 Signed	Mathews, Derrick - LB 8/2/16 Signed 8/29/16 Released	Schum, Jacob - P 8/30/16 Claimed off waivers from Tampa Bay Buccaneers
Anderson, Demetris - DT 5/9/16 Signed 8/29/16 Released	Fackrell, Kyler - LB 5/12/16 Signed	McBryde, B.J. - DE 1/5/16 Placed on practice squad injured list 1/19/16 Signed 7/25/16 Released	Sitton, Josh - G 9/3/16 Released
Backman, Kennard - TE 8/30/16 Placed on injured reserve 9/7/16 Released	Flores, Jacob - C 5/6/16 Signed 8/30/16 Placed on injured reserve 9/7/16 Released	McCray, Lerenté - LB 4/18/16 Signed 8/30/16 Traded to Buffalo Bills	Spriggs, Jason - T 5/9/16 Signed
Bakhtiari, David - T 9/13/16 Signed contract extension	Gatewood, Warren - CB 7/20/16 Signed 9/3/16 Released	Mortell, Peter - P 5/6/16 Signed 8/29/16 Released	Squirewell, Alstevis - FB 5/9/16 Signed 9/3/16 Released
Barclay, Don - T/G 4/18/16 Re-signed	Gilbert, Reggie - LB 5/6/16 Signed 9/3/16 Released 9/5/16 Signed to practice squad	Muir, Blake - G 9/5/16 Signed to practice squad	Starks, James - RB 3/22/16 Re-signed
Barrington, Sam - LB 9/3/16 Released	Goode, Brett - LS 9/5/16 Signed	Murphy, Kyle - T 5/6/16 Signed	Steuck, Kyle - C 8/14/16 Signed 9/3/16 Placed on injured reserve 9/12/16 Released
Binford, Harvey - WR 7/28/16 Signed 8/30/16 Released	Goodson, Demetri - CB 9/3/16 Placed on Reserve/Suspended	Palmer, Nate - LB 4/8/16 Released	Taylor, Lane - G 3/8/16 Re-signed
Boyd, Josh - DT 5/9/16 Released	Grinnage, David - TE 5/6/16 Signed 5/9/16 Released	Parks, Dennis - WR 5/6/16 Signed 5/9/16 Released	Tucker, Cory - G 5/9/16 Signed 6/1/16 Released
Bradford, Carl - LB 1/18/16 Signed 9/3/16 Released 9/5/16 Signed to practice squad	Guion, Letroy - DT 2/12/16 Re-signed	Patrick, Lucas - G 6/1/16 Signed 9/3/16 Released 9/5/16 Signed to practice squad	Vujnovich, Jeremy - T 1/18/16 Signed 5/9/16 Released
Brice, Kentrell - S 5/6/16 Signed	Hawkins, Josh - CB 5/6/16 Signed	Pennel, Mike - DT 9/3/16 Placed on reserve/suspended	Walker, Josh - G 8/30/16 Placed on injured reserve 9/3/16 Released
Brown, Beniquez - LB 5/6/16 Signed 9/3/16 Released 9/5/16 Signed to practice squad	Henry, Mitchell - TE 1/18/16 Signed 8/30/16 Placed on injured reserve 9/2/16 Released	Perry, Nick - LB 3/11/16 Re-signed	Waters, Herb - WR 5/6/16 Signed 9/3/16 Released 9/5/16 Signed to practice squad
Burks, Brandon - RB 5/9/16 Signed 9/5/16 Released	Jackson, Don - RB 5/6/16 Signed 7/25/16 Released 9/5/16 Signed to practice squad	Pierce, Casey - TE 5/9/16 Signed 9/3/16 Released	Whitehead, Jermaine - S 5/18/16 Signed 9/3/16 Released 9/5/16 Signed to practice squad
Callahan, Joe - QB 5/6/16 Signed	James, Josh - T 5/6/16 Signed 8/23/16 Released	Pikula, Manoa - LB 5/6/16 Signed 8/9/16 Released	Williams, Ed - WR 1/18/16 Signed 8/29/16 Released
Campbell, William - DT 1/5/16 Signed to practice squad 1/18/16 Signed 5/9/16 Released	Jette, Randall - CB 5/6/16 Signed 8/29/16 Released	Presley, Jhurrell - RB 9/5/16 Claimed off waivers from Minnesota Vikings	Williams, Marquise - QB 5/26/16 Signed 9/3/16 Released
Clark, Kenny - DT 6/17/16 Signed	Johnson, Jamel - WR 1/18/16 Signed 8/29/16 Released	Price, Brian - DT 5/6/16 Signed 9/3/16 Released 9/5/16 Signed to practice squad	Williams, Ryan - RB 1/5/16 Signed (reserve/future) 5/26/16 Released
Cook, Jared - TE 3/28/16 Signed	Kowalski, Vince - T 3/11/16 Signed 5/25/16 Released	Quarless, Andrew - TE 1/15/16 Placed on injured reserve	
Crockett, John - RB 8/30/16 Placed on injured reserve	Kuder, Tyler - DT 5/6/16 Signed 9/3/16 Placed on injured reserve	Ringo, Christian - DT 1/18/16 Signed	
Crosby, Mason - K 3/2/16 Re-signed	Linsley, Corey - C 9/3/16 Placed on reserve/physically unable to perform	Robinson, Devonte - WR 5/6/16 Signed 6/1/16 Released	
Daniel, Robertson - CB 1/15/16 Signed to active roster 9/3/16 Released	Lowry, Dean - DE 5/6/16 Signed	Ross, Brandon - RB 7/13/16 Signed 9/3/16 Released	
Davis, Trevor - WR 5/6/16 Signed	Lovato, Rick - LS 9/3/16 Released	Rotheram, Matt - G 1/18/16 Signed 8/22/16 Released	
Drew, Ray - DE 3/14/16 Signed 4/25/16 Released	Martinez, Blake - LB 5/6/16 Signed	Schmitt, Jesse - LS 8/9/16 Signed 8/14/16 Placed on injured reserve 8/22/16 Released	
Dorleant, Makinton - CB 5/6/16 Signed 9/5/16 Placed on injured reserve	Masthay, Tim - P 8/30/16 Released		

THE LAST TIME

Regular-Season Games Only

RUSHING

200 Yards Rushing, Individual

BY PACKERS — Ahman Green, Dec. 28, 2003, vs. Denver (218 yards)
BY OPPONENT — Adrian Peterson, Dec. 2, 2012, vs. Minnesota (210 yards)

100 Yards Rushing, Individual

BY PACKERS — Eddie Lacy, Dec. 13, 2015, vs. Dallas (124 yards)
BY OPPONENT — Darren McFadden, Dec. 13, 2015, vs. Dallas (111 yards)

100 Yards Rushing, Individual, One Half

BY PACKERS — Eddie Lacy, Dec. 15, 2013, at Dallas (110 yards in second half)
BY OPPONENT — Matt Forte, Sept. 13, 2015, at Chicago (105 yards in first half)

100 Yards Rushing and Receiving, Individual

BY PACKERS — Never
BY OPPONENT — Darrin Nelson, Nov. 13, 1983, at Minnesota (119 yards rushing, 137 receiving)

Two 100-Yard Rushers

BY PACKERS — Ryan Grant (106 yards) and DeShawn Wynn (106 yards), Dec. 28, 2008, vs. Detroit
BY OPPONENT — Tony Dorsett (149 yards) and Robert Newhouse (101 yards), Nov. 12, 1978, vs. Dallas at Milw.

Two 100-Yard Rushers and Two 100-Yard Receivers

BY PACKERS — Ryan Grant (106 yards) and DeShawn Wynn (106), Dec. 28, 2008, vs. Detroit, Donald Driver (111 yards) and Greg Jennings (101 yards), Dec. 28, 2008, vs. Detroit*
BY OPPONENT — Never
*First time in NFL history

Four Touchdowns Rushing, Individual

BY PACKERS — Dorsey Levens, Jan. 2, 2000, vs. Arizona (8, 1, 5, 1 yards)
BY OPPONENT — DeAngelo Williams, Nov. 30, 2008, vs. Carolina (1, 1, 1, 1 yards)

Three Touchdowns Rushing, Individual

BY PACKERS — Ahman Green, Oct. 20, 2002, vs. Washington (24, 2, 8 yards)
BY OPPONENT — Jamaal Charles, Sept. 28, 2015, vs. Kansas City (9, 4, 7 yards)

Two Touchdowns Rushing, Individual

BY PACKERS — Eddie Lacy, Oct. 2, 2014, vs. Minnesota (11, 10 yards)
BY OPPONENT — Ronnie Hillman, Nov. 1, 2015, at Denver (1, 15 yards)

PASSING

400 Yards Passing, Individual

BY PACKERS — Aaron Rodgers, Oct. 26, 2014, at New Orleans (418 yards)
BY OPPONENT — Philip Rivers, Oct. 18, 2015, vs. San Diego (503 yards)

300 Yards Passing, Individual

BY PACKERS — Aaron Rodgers, Nov. 15, 2015, vs. Detroit (333 yards)
BY OPPONENT — Blake Bortles, Sept. 11, 2016, at Jacksonville (320 yards)

Six Touchdown Passes, Individual

BY PACKERS — Aaron Rodgers, Nov. 9, 2014, vs. Chicago (1, 4, 73, 40, 56, 18 yards)
BY OPPONENT — Tommy Kramer, Sept. 28, 1986, at Minnesota (23, 13, 36, 2, 17, 7 yards)

Five Touchdown Passes, Individual

BY PACKERS — Aaron Rodgers, Sept. 28, 2015, vs. Kansas City (8, 3, 27, 4, 4, 4 yards)
BY OPPONENT — Matthew Stafford, Jan. 1, 2012, vs. Detroit (8, 13, 2, 5, 12 yards)

Four Touchdown Passes, Individual

BY PACKERS — Aaron Rodgers, Nov. 8, 2015, at Carolina (1, 53, 29, 3 yards)
BY OPPONENT — Matt Ryan, Dec. 8, 2014, vs. Atlanta (5, 22, 1, 2 yards)

Three Touchdown Passes, Individual

BY PACKERS — Aaron Rodgers, Nov. 8, 2015, at Carolina (1, 53, 29, 3 yards)
BY OPPONENT — Cam Newton, Nov. 8, 2015, at Carolina (7, 39, 14 yards)

Six Interceptions Thrown, Individual

BY PACKERS — Tom O'Malley, Sept. 17, 1950, vs. Detroit
BY OPPONENT — Don Horn, Sept. 26, 1971, vs. Denver at Milw.

Five Interceptions Thrown, Individual

BY PACKERS — Brett Favre, Oct. 30, 2005, at Cincinnati
BY OPPONENT — Rich Gannon, Oct. 28, 1990, vs. Minnesota at Milw.

Four Interceptions Thrown, Individual

BY PACKERS — Brett Favre, Dec. 25, 2005, vs. Chicago
BY OPPONENT — Nick Foles, Oct. 11, 2015, vs. St. Louis

RECEIVING

10 or More Receptions, Individual

BY PACKERS — Davante Adams, Nov. 15, 2015, vs. Detroit (10 receptions)
BY OPPONENT — Keenan Allen, Oct. 18, 2015, vs. San Diego (14 receptions)

200 Yards Receiving, Individual

BY PACKERS — Jordy Nelson, Sept. 14, 2014, vs. N.Y. Jets (209 yards)
BY OPPONENT — Julio Jones, Dec. 8, 2014, vs. Atlanta (259 yards)

100 Yards Receiving, Individual

BY PACKERS — James Jones, Jan. 3, 2016, vs. Minnesota (102 yards)
BY OPPONENT — Michael Floyd, Dec. 27, 2015, at Arizona (111 yards)

100 Yards Receiving, One Half, Individual

BY PACKERS — Richard Rodgers, Dec. 3, 2015, at Detroit (112 yards in second half)
BY OPPONENT — Demaryius Thomas, Nov. 1, 2015, at Denver (101 yards in first half)

Two 100-Yard Receivers

BY PACKERS — Randall Cobb (131 yards) and Jordy Nelson (113 yards), Dec. 21, 2014, at Tampa Bay
BY OPPONENT — Calvin Johnson (244 yards) and Brandon Pettigrew (116 yards), Jan. 1, 2012, vs. Detroit

Four Touchdown Receptions, Individual

BY PACKERS — Sterling Sharpe, Nov. 24, 1994, at Dallas (1, 36, 30, 5 yards)
BY OPPONENT — Never

Three Touchdown Receptions, Individual

BY PACKERS — Randall Cobb, Sept. 28, 2015, vs. Kansas City (3, 4, 4 yards)
BY OPPONENT — Vincent Jackson, Nov. 6, 2011, at San Diego (23, 5, 29 yards)

Two Touchdown Receptions, Individual

BY PACKERS — Richard Rodgers, Nov. 8, 2015, at Carolina (1, 3 yards)
BY OPPONENT — Amari Cooper, Dec. 20, 2015, at Oakland (19, 26 yards)

INTERCEPTIONS

Four Interceptions, Individual

BY PACKERS — Willie Buchanon, Sept. 24, 1978, at San Diego
BY OPPONENT — Never

Three Interceptions, Individual

BY PACKERS — Tom Flynn, Oct. 28, 1984, vs. Detroit
BY OPPONENT — Vencie Glenn, Dec. 27, 1992, at Minnesota

Two Interceptions, Individual

BY PACKERS — Quinten Rollins, Oct. 11, 2015, vs. St. Louis
BY OPPONENT — Bacarri Rambo, Dec. 14, 2014, at Buffalo

Interception Returned for Touchdown

BY PACKERS — Damarious Randall, Dec. 20, 2015, at Oakland (43 yards)
BY OPPONENT — Cortez Allen, Dec. 22, 2013, vs. Pittsburgh (40 yards)

TOUCHDOWNS

Five Touchdowns, Individual

BY PACKERS — Paul Hornung, Dec. 12, 1965, at Baltimore (2-, 9-, 3-yard runs; 50-, 65-yard receptions)
BY OPPONENT — Never

Four Touchdowns, Individual

BY PACKERS — Dorsey Levens, Jan. 2, 2000, vs. Arizona (8-, 1-, 5-, 1-yard runs)
BY OPPONENT — DeAngelo Williams, Nov. 30, 2008, vs. Carolina (1-, 1-, 1-, 1-yard runs)

Three Touchdowns, Individual

BY PACKERS — Randall Cobb, Sept. 28, 2015, vs. Kansas City (3-, 4-, 4-yard receptions)
BY OPPONENT — Jamaal Charles, Sept. 28, 2015, vs. Kansas City (9-, 4-, 7-yard runs)

THE LAST TIME

FIELD GOALS/PATS

Five Field Goals Made, Individual

BY PACKERS — Mason Crosby, Nov. 22, 2015, at Minnesota (42, 47, 40, 42, 52 yards)

BY OPPONENT — Dan Bailey, Dec. 15, 2013, at Dallas (47, 23, 43, 50, 50 yards)

Four Field Goals Made, Individual

BY PACKERS — Mason Crosby, Nov. 22, 2015, at Minnesota (42, 47, 40, 42, 52 yards)

BY OPPONENT — Dan Carpenter, Dec. 14, 2014, at Buffalo (27, 51, 35, 48 yards)

60-Yard Field Goal

BY PACKERS — Never

BY OPPONENT — David Akers, Sept. 9, 2012, vs. San Francisco (63 yards)

50-Yard Field Goal

BY PACKERS — Mason Crosby, Nov. 26, 2015, vs. Chicago (50 yards)

BY OPPONENT — Matt Prater, Dec. 3, 2015, at Detroit (51 yards)

Blocked Field-Goal Attempt

BY PACKERS — Datone Jones, Oct. 11, 2015, vs. St. Louis (50-yard Greg Zuerlein attempt)

BY OPPONENT — Denico Autry, Dec. 20, 2015, at Oakland (49-yard Mason Crosby attempt)

Two-Point Conversion

BY PACKERS — James Jones, Dec. 27, 2015, at Arizona (pass from Aaron Rodgers)

BY OPPONENT — Travis Kelce, Sept. 28, 2015, vs. Kansas City (pass from Alex Smith)

Point After Touchdown Missed

BY PACKERS — Mason Crosby, Dec. 8, 2014, vs. Atlanta (blocked, fifth attempt)

BY OPPONENT — Blair Walsh, Nov. 22, 2015, at Minnesota (first attempt, wide right)

Blocked Point After Touchdown

BY PACKERS — Datone Jones, Sept. 22, 2013, at Cincinnati (Mike Nugent, fourth attempt)

BY OPPONENT — Ra'Shede Hageman, Dec. 8, 2014, vs. Atlanta (Mason Crosby, fifth attempt)

PUNTING

70-Yard Punt

BY PACKERS — Tim Masthay, Dec. 18, 2011, at Kansas City (71 yards)

BY OPPONENT — Jon Ryan, Sept. 24, 2012, at Seattle (73 yards)

60-Yard Punt

BY PACKERS — Tim Masthay, Dec. 3, 2015, at Detroit (62 yards)

BY OPPONENT — Dustin Colquitt, Sept. 28, 2015, vs. Kansas City (61 yards)

Blocked Punt

BY PACKERS — Jamari Lattimore, Nov. 4, 2013, vs. Chicago (Adam Podlesh, punter)

BY OPPONENT — Bryan Braman, Nov. 16, 2014, vs. Philadelphia (Tim Masthay, punter)

10 Punts, Individual

BY PACKERS — Jon Ryan, Nov. 19, 2006, vs. New England (10 punts; 459 yards)

BY OPPONENT — Chris Kluwe, Dec. 21, 2006, vs. Minnesota (10 punts; 434 yards)

No Punts

BY PACKERS — Oct. 26, 2014, at New Orleans

BY OPPONENT — Oct. 26, 2014, at New Orleans

OTHER SPECIAL TEAMS

Kickoff Returned for Touchdown

BY PACKERS — Randall Cobb, Sept. 8, 2011, vs. New Orleans (108 yards)

BY OPPONENT — Chris Williams, Nov. 9, 2014, vs. Chicago (101 yards)

Punt Returned for Touchdown

BY PACKERS — Micah Hyde, Dec. 28, 2014, vs. Detroit (55 yards)

BY OPPONENT — Marcus Thigpen, Dec. 14, 2014, at Buffalo (75 yards)

Blocked (Opponent) Field Goal Returned for Touchdown

BY PACKERS — Willie Buchanon, Dec. 17, 1972, at New Orleans (57 yards)

BY OPPONENT — Shawn Springs, Nov. 1, 1999, vs. Seattle (61 yards)

Blocked Punt Returned for Touchdown

BY PACKERS — Dezman Moses, Oct. 28, 2012, vs. Jacksonville (0 yards; Bryan Anger, punter)

BY OPPONENT — DeVier Posey, Oct. 14, 2012, at Houston (0 yards; Tim Masthay, punter)

Recovered Own Onside Kick Attempt

BY PACKERS — Damarius Randall, Nov. 15, 2015, vs. Detroit (Mason Crosby, kicker)

BY OPPONENT — Darrell Stuckey, Nov. 6, 2011, at San Diego (Nick Novak, kicker)

OTHER DEFENSE

Shutout Posted

BY PACKERS — Oct. 31, 2010, at N.Y. Jets (9-0)

BY OPPONENT — Nov. 19, 2006, vs. New England (35-0)

Fumble Returned for Touchdown

BY PACKERS — Casey Hayward, Nov. 16, 2014, vs. Philadelphia (49 yards)

BY OPPONENT — Captain Munnerlyn, Jan. 3, 2016, vs. Minnesota (55 yards)

Safety Scored

BY PACKERS — Team, Dec. 28, 2014, vs. Detroit (Matthew Stafford penalized for intentional grounding in end zone)

BY OPPONENT — Malik Jackson, Nov. 1, 2015, at Denver (Richard Rodgers tackled in end zone)

Five Sacks, Individual

BY PACKERS — Vonnie Holliday, Dec. 22, 2002, vs. Buffalo

BY OPPONENT — Antwan Odom, Sept. 20, 2009, vs. Cincinnati

Four Sacks, Individual

BY PACKERS — Kabeer Gbaja-Biamila, Jan. 2, 2005, at Chicago

BY OPPONENT — Chris Clemons, Sept. 24, 2012, at Seattle

Three Sacks, Individual

BY PACKERS — A.J. Hawk, Oct. 13, 2013, at Baltimore

BY OPPONENT — Dwight Freeney, Dec. 27, 2015, at Arizona

MISCELLANEOUS

No Penalties

BY PACKERS — Nov. 4, 2013, vs. Chicago

BY OPPONENT — Dec. 14, 1997, at Carolina

Game Without Touchdown

BY PACKERS — Dec. 12, 2010, at Detroit

BY OPPONENT — Oct. 4, 2015, at San Francisco

50 Points, Game

BY PACKERS — 53, Nov. 16, 2014, vs. Philadelphia

BY OPPONENT — 51, Nov. 24, 2008, at New Orleans

40 Points, Game

BY PACKERS — 43, Dec. 8, 2014, vs. Atlanta

BY OPPONENT — 44, Oct. 26, 2014 at New Orleans

500 Yards Total Offense

BY PACKERS — 502, Dec. 8, 2014, vs. Atlanta

BY OPPONENT — 500, Nov. 1, 2015, at Denver

Tie Game

Green Bay 26, Minnesota 26, Nov. 24, 2013

GREEN BAY 27 JACKSONVILLE 23

EverBank Field, Sunday, Sept. 11, 2016. Attendance: 63,179. Time: 3:10. Weather: 90° F. Humidity: 55 percent. Wind: N 3 mph **GAME 1**

JACKSONVILLE: QB — Aaron Rodgers was far from impressed with his season opener. He was concerned that Green Bay's offense wasn't effective early and had some struggles in the red zone. Nonetheless, the Packers' harshest critic was a big reason they won a close game on the road in sweltering heat. Rodgers threw two touchdown passes and ran for another score, leading Green Bay to a 27-23 victory against the Jacksonville Jaguars in the team's season opener Sunday.

Rodgers looked every bit like a two-time league MVP. He extended plays with his feet, escaped sacks and was accurate all over the field. Rodgers completed 20 of 34 passes for 199 yards, with TD passes to Jordy Nelson and Davante Adams. He was sacked once for no yards and didn't turn it over.

He helped the Packers win their second opener in the last five years. This one came on a hot and humid day that left some players cramping and others completely exhausted.

Nelson played his first game since tearing the anterior cruciate ligament in his right knee in the 2015 preseason. The injury significantly impacted Rodgers, who lost his best deep threat, and the offense, which fell to 23rd in the league and led for 25th in passing.

Nelson finished with six receptions for 32 yards, including a 6-yard TD in the second quarter.

The Jaguars mounted a late drive that came up short on a fourth-and-1 play at the Packers' 14. The Jaguars had converted their previous three fourth-down plays, but Allen Hurns failed to move the sticks on a bubble screen.

Blake Bortles completed 24 of 39 passes for 320 yards with a touchdown and an interception.

With 13 seconds left in the first half, Adams hauled in a 29-yarder that was vintage Rodgers, who managed to get rid of the ball with a defender tugging at his jersey and still got enough on it to reach the end zone.

Jaguars running back Chris Ivory was hospitalized Sunday with a "general medical issue" and was inactive for the opener. Ivory was taken by ambulance from the team hotel to a local hospital early Sunday. He was limited in three practices this week because of a calf injury, but the team said that was not related to his hospital stay.

Jaguars receiver Allen Robinson finished with six catches for 72 yards, but there were nine more passes thrown his way.

OFFICIALS — Referee: Carl Chieffers (51); Umpire: Lindsey Wash (96); Head Linesman: Jerry Bergman (91); Line Judge: Tom Stephan (68); Side Judge: Johan Monroe (120); Field Judge: Rick Patterson (15); Back Judge: Rich Martinez (39); Replay Official: Eamie Franz

STARTING LINEUPS

Green Bay Packers		Jacksonville Jaguars	
Offense	Defense	Offense	Defense
WR 87 J.Nelson	NT 98 L.Gibson	WR 15 A.Robinson	LEO 56 D.Fowler
LT 69 D.Dakhlari	DT 76 M.Daniels	TE 80 J.Thomas	DT 90 M.Jackson
LG 65 L.Taylor	LOLB 52 C.Matthews	LT 68 K.Beachum	DT 97 R.Miller
C 73 J.Treter	ILB 47 J.Ryan	LG 76 L.Loeckel	DE 75 J.Orrick
RG 70 T.Lano	ILB 50 B.Martinez	C 65 B.Linder	WB 50 T.Smith
RT 75 B.Buraga	ROLB 53 N.Berry	ROLB 50 A.Cann	MLB 51 P.Possisany
TE 89 J.Cook	LCB 23 D.Handall	RT 78 J.Faneal	LCB 31 D.House
WR 18 R.Cobb	RCB 37 S.Shields	TE 89 M.Lewis	FS 39 T.Gipson
WR 17 D.Adams	SS 42 M.Burnett	WR 88 A.Hurns	SS 37 J.Gipson
QB 12 A.Rodgers	FS 21 H.Chilton-Dix	FS 5 B.Bortles	CB 20 J.Ramsey
RB 27 E.Lacey	CB 24 O.Rollins	RB 24 T.Yeldon	CB 21 P.Amuntanara

GREEN BAY SUBSTITUTIONS — K 2 M.Crosby, P 10 J.Schum, FB 22 A.Ripkowski, S 25 M.Evans, S 29 K.Brice, DB 33 M.Hyde, CB 36 L.Gunter, FB 44 J.Starks, LB 48 J.Thomas, LB 51 K.Fackell, LB 56 J.Pepers, LS 61 B.Goodie, TG 67 D.Barclay, 1 78 J.Spriggs, TE 80 J.Perilo, TE 82 R.Rodgers, WR 83 J.Adams, WR 84 J.Abdulrahman, WR 88 T.Montgomery, DE 94 D.Lovry, DE/LB 95 D.Jones, DT 97 K.Clark, DT 99, **DID NOT PLAY** — QB 7 B.Hundley, **INACTIVES** — QB 6 J.Callahan, WR 11 T.Davis, RB 26 J.Presley, CB 28 J.Hawkins, S 32 C.Banjo, T 68 K.Murphy, LB 91 J.Elliott.

FIELD GOALS (made () & missed)

M.Crosby	(25) (20)	J.Myers	(26) (39) (50)
----------	-----------	---------	----------------

VISITOR: Green Bay Packers

Qtr	Time	Play Description (Extra Point/Drive Info)	Yds	Result
1	9:30	A.Rodgers 6 yd run (M.Crosby kick) (6-29, 3:05)	6	TD
1	7:48	T.Yeldon 5 yd run (J.Myers kick) (3-48, 1:24)	5	TD
1	3:05	J.Thomas 26 yd pass from A.Rodgers (M.Crosby kick) (9-75, 4:43)	26	TD
2	1:09	J.Thomas 22 yd pass from A.Rodgers (M.Crosby kick) (7-75, 1:56)	22	TD
3	10:12	D.Adams 29 yd pass from A.Rodgers (M.Crosby kick) (5-75, 0:56)	29	TD
3	6:15	M.Crosby 25 yd Field Goal (10-54, 3:57)	25	FG
4	12:01	J.Myers 39 yd Field Goal (16-73, 9:14)	39	FG
4	5:12	M.Crosby 20 yd Field Goal (14-37, 6:49)	20	FG

GREEN BAY DEFENSIVE STATISTICS (Official)

Player	Att	Comp	Yds	Sk	Yd	TD	LG	Int	RT
M.Daniels	1	1	2	0-0	1	0	0	0-0	0
L.Gunter	1	1	0-0	0	0	0	0	0-0	0
Q.Rollins	1	1	0	2	0-0	0	0	0-0	2
K.Clark	1	1	0	1	0-0	0	0	0-0	0
M.Hyde	1	0	0	1	0-0	0	0	0-0	0
J.Pepers	1	0	0	1	0-0	0	0	0-0	0
C.Ringo	0	0	0	1	0-0	0	0	0-0	0
D.Jones	0	0	0	0	0-0	0	0	0-0	0
Totals	47	21	9	68	3-20	7	1	0	1-9

VISITOR: Jacksonville Jaguars

Player	Att	Comp	Yds	Sk	Yd	TD	LG	Int	RT
M.Daniels	1	1	2	0-0	1	0	0	0-0	0
L.Gunter	1	1	0-0	0	0	0	0	0-0	0
Q.Rollins	1	1	0	2	0-0	0	0	0-0	2
K.Clark	1	1	0	1	0-0	0	0	0-0	0
M.Hyde	1	0	0	1	0-0	0	0	0-0	0
J.Pepers	1	0	0	1	0-0	0	0	0-0	0
C.Ringo	0	0	0	1	0-0	0	0	0-0	0
D.Jones	0	0	0	0	0-0	0	0	0-0	0
Totals	47	21	9	68	3-20	7	1	0	1-9

Green Bay Packers

Player	Att	Comp	Yds	Sk	Yd	TD	LG	Int	RT
E.Lacey	14	6	61	4	4	0	28	0	0
A.Rodgers	4	4	16	1	0	0	8	0	0
J.Cook	4	3	11	7	1	0	4	0	0
J.Starks	25	3	4	1	0	0	1	0	0
Total	47	21	93	13	5	0	43	0	0

Jacksonville Jaguars

Player	Att	Comp	Yds	Sk	Yd	TD	LG	Int	RT
T.Yeldon	21	3	39	1	1	0	7	0	1
D.Robinson	3	2	7	2	3	0	3	0	0
B.Bortles	2	2	2	1	0	0	4	0	0
Total	26	7	48	4	4	0	18	0	1

PASSING

Player	Att	Comp	Yds	Sk	Yd	TD	LG	Int	RT
A.Rodgers	34	20	199	1/0	2	32	0	95-1	0
Total	34	20	199	1/0	2	32	0	95-1	0

PASS RECEIVING

Player	No	Yds	Avg	FC	LG	TD
R.Cobb	6	57	9.5	3	32	0
J.Nelson	6	32	5.3	0	8	1
A.Hurns	3	50	16.7	0	29	1
D.Adams	1	22	22.0	0	22	0
A.Rodgers	1	17	17.0	0	17	0
E.Lacey	1	17	17.0	0	17	0
J.Abdulrahman	1	8	8.0	0	8	0
J.Cook	1	7	7.0	0	7	0
J.Starks	1	6	6.0	0	6	0
Total	20	199	10.0	3	32	2

INTERCEPTIONS

Player	No	Yds	Avg	LG	TD
J.Thomas	1	9	9.0	9	0
Total	1	9	9.0	9	0

PUNTING

Player	No	Yds	Avg	NET	TB	LG
J.Schum	4	184	46.0	42.5	0	0
Total	4	184	46.0	42.5	0	0

PUNT RETURNS

Player	No	Yds	Avg	FC	LG	TD
Total	2	0	0.0	0	0	0

KICK RETURNS

Player	No	Yds	Avg	FC	LG	TD
T.Montgomery	1	14	14.0	0	14	0
B.Linder	5	0	0.0	0	0	0
Total	6	14	2.3	0	14	0

FUMBLES

Player	Fum	Lost	Rec	Yds	TD	FF	Rec	Yds	TD	Bds	Out
J.Thomas	1	0	0	0	0	0	0	0	0	0	0
M.Hyde	0	0	0	0	0	1	0	0	0	0	0
H.Chilton-Dix	0	0	0	0	0	1	0	0	0	0	0
Total	1	0	0	0	0	1	0	0	0	0	0

TOTAL FIRST DOWNS 18

By Rushing 6
By Passing 10
By Penalty 2

THIRD-DOWN EFFICIENCY 7-14-50%
FOURTH-DOWN EFFICIENCY 1-1-100%
TOTAL NET YARDS 294

Total Offensive Plays 60
Average gain per offensive play 4.9
NET YARDS RUSHING 95

Total Rushing Plays 25
Average gain per rushing play 3.8
NET YARDS PASSING 199

Times thrown - Yards lost att. 3-20
Gross yards passing 199
PASS ATT-COMP-INT 39-24-1
Average gain per pass play 5.7

KICKOFFS Number-In Ez-Touchbacks 6-6-4
PUNTS Number and Average 4-46.0
Had Blocked 0

FGs - PATs had blocked 0-0

Net Punting Average 42.5
TOTAL RETURN YARDS (not inc. kickoffs) 14

No. and Yards Punt Returns 0-0
No. and Yards Kickoff Returns 1-14
No. and Yards Interception Returns 1-9

PEALTIES Number and Yards 5-24
FUMBLES Number and Lost 1-0
TOUCHDOWNS 3

Rushing 1
Passing 2
EXTRA POINTS Made-Attempts 3-3

Kicking Made-Attempts 2-2
FIELD GOALS Made-Attempts 2-2
RED-ZONE EFFICIENCY 2-4-50%
GOAL-TO-GO EFFICIENCY 0-2-0%

SAFETIES 23
FINAL SCORE 27
TIME OF POSSESSION 28:37
31:23



2016 UPDATED BIOGRAPHIES

THROUGH WEEK 1

84 Jared Abbrederis, WR, 3rd Year, Wisconsin

- Appeared in 10 games last season, recording nine receptions for 111 yards (12.3 avg.). Also played in both playoff contests with one start and had six catches for 69 yards (11.5 avg.).
- Spent his rookie campaign (2014) on injured reserve after sustaining a season-ending knee injury in a July 30 practice.
- Finished his career at Wisconsin tied for the school record for receptions (202) and ranked No. 2 all-time in receiving yards (3,140) and TD receptions (23).

► **At Jacksonville (Sept. 11):** Caught one pass for 8 yards in 14 snaps of work.

17 Davante Adams, WR, 3rd Year, Fresno State

- With 88 catches in 2014-15, joined WRs Randall Cobb (105 in 2011-12) and Greg Jennings (98 in 2006-07) as the only Packers over the last 25 seasons to register 85-plus receptions in their first two seasons in the league.

- Caught a career-high 50 passes for a career-best 483 yards (9.7 avg.) and a TD last season despite missing three games due to an ankle injury.
- Played in all 16 games with 11 starts as a rookie in 2014, hauling in 38 receptions for 446 yards (11.7 avg.) and three TDs.
- Set franchise postseason single-game records for the most catches and receiving yards by a rookie when he posted seven grabs for 117 yards (16.7 avg.) and a TD in a 2014 NFC Divisional playoff victory vs. Dallas.

► **At Jacksonville (Sept. 11):** Started as the team opened with three WRs and finished with three catches for 50 yards (16.7 avg.), highlighted by his 29-yard TD catch with 13 seconds in the first half that gave the Packers a 21-17 lead that they would not relinquish...With CB Davon House on his back, made a diving grab in the end zone as QB Aaron Rodgers fought off a sack attempt from CB Jalen Ramsey.

69 David Bakhtiari, T, 4th Year, Colorado

- Started all 46 games he played in at left tackle for the Packers in his first three seasons in the league and was named a Pro Bowl alternate in 2014.
- In 2013, became the first rookie to start every game at LT for Green Bay since the league went to a 16-game schedule in 1978.
- By starting at San Francisco in the 2013 season opener, he became just the fourth Green Bay rookie to start at LT in Week 1 since the 1970 AFL-NFL merger and the first since Ken Ruettgers in 1985.

► **At Jacksonville (Sept. 11):** Started at LT and played all 64 snaps... Helped protect QB Aaron Rodgers as he was sacked just one time on the afternoon and as he threw for 199 yards and two TDs on 20-of-34 passing with a rushing TD.

32 Chris Banjo, S, 3rd Year, Southern Methodist

- Appeared in all 16 games with one start in 2015 and led the team with a career-best 21 tackles on special teams, the most by a Packer since 2009 (Desmond Bishop, 22; Derrick Martin, 21). Tied for the team lead with three tackles on special teams in the postseason.
- Finished the 2014 season on the active roster, recording three special teams tackles in the final three regular-season games. Tied for second on the team with three special teams tackles in two postseason contests. Spent the first 13 games of the 2014 season on the practice squad.
- Appeared in 16 games with one start as a rookie in 2013, recording 15 tackles (12 solo) and a pass defensed. Finished second on the team with 10 tackles on special teams.

► **At Jacksonville (Sept. 11):** Inactive (hamstring), the first game he had missed due to injury in his career.

67 Don Barclay, T/G, 5th Year, West Virginia

- Played in all 16 games last season with five starts, opening four contests at right tackle (Weeks 2-4, 13) and one at left tackle (Week 16).
- Missed the entire 2014 campaign after sustaining a season-ending knee injury in practice early in training camp.
- Started a career-high 14 games at RT in 2013.

► **At Jacksonville (Sept. 11):** Played five snaps on special teams.

29 Kentrell Brice, S, Rookie, Louisiana Tech

- Was one of five rookie free agents to make Green Bay's Week 1 roster.
- Started 33 of 49 games played at Louisiana Tech, recording 210 tackles (154 solo), including 10 tackles for a loss, five sacks, three interceptions, four forced fumbles, a fumble recovery and 13 pass breakups.
- Enjoyed a career year as a junior in 2014 when he started all 14 games and registered career highs in tackles (86), solo tackles (65), sacks (four) and forced fumbles (four).

► **At Jacksonville (Sept. 11):** Played 18 snaps on special teams and nine on defense in his NFL debut.

75 Bryan Bulaga, T, 7th Year, Iowa

- Opened all 12 games he appeared in at RT last season, blocking for RBs Eddie Lacy (758) and James Starks (601) as they became the first Green Bay duo since 1985 to both rush for 600-plus yards in the same season.
- Started all 15 games he played in 2014, a career high, and helped the offense rank No. 1 in the league in scoring (30.4), No. 6 in yards per game (386.1) and tied for No. 1 in giveaways with a franchise-record 13.
- Played in 37 games with 33 starts at right tackle in his first three seasons as a pro.

► **At Jacksonville (Sept. 11):** Started at RT and played all 64 snaps... Helped protect QB Aaron Rodgers as he was sacked just one time on the afternoon and as he threw for 199 yards and two TDs on 20-of-34 passing with a rushing TD.

42 Morgan Burnett, S, 7th Year, Georgia Tech

- Has started 80 games (including playoffs) between the two safety positions since the start of 2011. Ranks No. 2 among Packers with seven forced fumbles since 2011 (Clay Matthews, nine).
- Despite missing five games due to a calf injury in 2015, was tied for No. 3 on the team in solo tackles (54) and tied for the team lead with 14 total tackles in the postseason.
- Recorded his fourth straight 100-tackle season in 2014 with a team-high 125 tackles (99 solo).

► **At Jacksonville (Sept. 11):** Started at SS and played all 72 snaps, joining S Ha Ha Clinton-Dix as the only defenders to do so for the Packers...Was tied for the team lead with nine tackles (all solo)...Early in the fourth quarter, lined up on the right side of the line and made an inside move to beat LT Kelvin Beachum on his way to bringing down QB Blake Bortles for an 8-yard sack...Was one of a host of defenders to bring down WR Allen Hurns for a 1-yard loss on fourth-and-1 with 23 seconds remaining to secure the 27-23 victory for Green Bay.

6 Joe Callahan, QB, Rookie, Wesley

- Was one of five rookie free agents to make Green Bay's Week 1 roster.
- As a senior in 2015, he threw for 5,063 yards and 55 TDs on 346-for-496 passing (69.8 percent), becoming the first NCAA Division III quarterback ever to throw for 5,000 yards in a season.
- For his career at Wesley, completed 918 of 1,429 pass attempts (64.2 percent) for 12,878 yards, 130 touchdowns and 38 interceptions

► **At Jacksonville (Sept. 11):** Inactive (healthy scratch).

97 Kenny Clark, DT, Rookie, UCLA

- Earned third-team All-America honors from *The Associated Press* and first-team All-Pacific-12 recognition from the coaches and media as a junior in 2015.
- Was a team co-captain in '15 and recorded career highs in tackles (75), tackles for a loss (11) and sacks (six). Also ranked third on the team with five pass breakups.
- Was named to the watch lists for the Bednarik Award, Nagurski Trophy, Outland Trophy and Lombardi Award in '15.

► **At Jacksonville (Sept. 11):** Appeared on nine plays on defense and five on special teams in his NFL debut, posting an assisted tackle on

defense...Became the youngest player to appear in a season opener for the Packers since T Joe Kurth (19 years old) in 1933.

21 Ha Ha Clinton-Dix, S, 3rd Year, Alabama

- Set career highs with 16 starts, two interceptions and a team-leading 117 tackles (97 solo) in 2015. Also recorded a career-best three sacks, the most by a Green Bay safety in a season since Mark Roman had 3½ in 2004.
- Played in all 16 games in 2014, starting the final 10 (nine at FS, one at SS), the most starts by a Green Bay rookie safety since Nick Collins opened all 16 in 2005.

- Ranked No. 2 on the team in tackles with 95 (73 solo) and was named to the PFWA's All-Rookie team.

►**At Jacksonville (Sept. 11):** Started at FS and played all 72 snaps, joining fellow S Morgan Burnett as the only Green Bay defenders to do so... Registered five tackles (four solo), a forced fumble and a pass defended... Drilled WR Allen Robinson near the 5-yard line with just over six minutes remaining in the game to break up a deep pass from QB Blake Bortles... Late in the fourth quarter, delivered a big hit on Robinson on a catch over the middle that forced the ball to pop out, but Robinson recovered the fumble.

18 Randall Cobb, WR, 6th Year, Kentucky

- Caught 75-plus passes in three of the past four seasons (2012, 2014-15), tied for No. 2 in the league over that span.

- Started all 16 games in 2014 and posted career highs in catches (91), receiving yards (1,287) and receiving TDs (12) on the way to earning his first career Pro Bowl selection (injury replacement for WR Dez Bryant).

- Became just the fifth player in franchise history to register 90-plus receptions in a season, joining WRs Sterling Sharpe, Robert Brooks, Donald Driver and Jordy Nelson.

- Set a franchise single-season record with a league-high 2,342 combined net yards in 2012, topping the previous team mark of 2,250 yards by RB Ahman Green in 2003.

- With 954 receiving yards and 964 kickoff return yards in 2012, became the first player in NFL history to post 900-plus yards in each category in the same season.

►**At Jacksonville (Sept. 11):** Was tied for the team lead with six receptions for a team-best 57 yards (9.5 avg.)...Early in the third quarter, found an opening in the middle of the field to catch a team-long 32-yard pass from QB Aaron Rodgers, juggling the ball but securing it as he went to the ground at the Jacksonville 31.

89 Jared Cook, TE, 8th Year, South Carolina

- Signed with the Packers as a free agent in March 2016 after spending three seasons with the St. Louis Rams (2013-15) and four with the Tennessee Titans (2009-12).

- Posted at least 35 receptions each season from 2011-15, one of only five active tight ends in the NFL to do so (Antonio Gates, Jimmy Graham, Rob Gronkowski, Greg Olsen).

- Ranks No. 2 among NFL tight ends with a 13.0-yard receiving average since 2011, trailing only Gronkowski (14.8 avg.) over that span.

- Has made 32 catches of 25-plus yards since '11, tied for No. 3 in the league among TEs over that time period behind only Gronkowski (49) and Graham (41).

►**At Jacksonville (Sept. 11):** Started in his Green Bay debut, seeing action on 33 plays with one catch for 7 yards...Drew a critical 30-yard pass-interference penalty on S Johnathan Cyprien late in the first half that helped set up QB Aaron Rodgers' 29-yard TD pass to WR Davante Adams.

2 Mason Crosby, K, 10th Year, Colorado

- With 1,154 career points, ranks No. 1 on the all-time franchise scoring list, having surpassed K Ryan Longwell (1,054) last season vs. Seattle in Week 2.

- Ranks No. 2 in NFL history for the most points by a player in his first nine seasons (1,145, 2007-15), trailing only Patriots K Stephen Gostkowski (1,179, 2006-2014).

- Is one of only three players in league history to register three or more 140-point seasons (Gostkowski, David Akers).

- Has registered a franchise-record nine consecutive 100-point seasons, the longest active streak in the NFL.

- Has kicked the seven longest field goals in franchise history (58-yarder in 2011, two 57-yarders in 2013, 56-yarders in 2010, 2011 and 2015, 55-yarder in 2014).

►**At Jacksonville (Sept. 11):** Connected on both of his field-goal attempts (25, 20 yards) and all three extra points...Registered four touchbacks on six kickoffs.

76 Mike Daniels, DT, 5th Year, Iowa

- Named an alternate for the Pro Bowl for the first time in his career in 2015 after starting all 16 games and leading the defensive line with 66 tackles (40 solo), four sacks, an interception, a forced fumble and two passes defended. Finished No. 3 on the team in QB hits (12) and No. 2 in pressures (22).

- Started all 16 games for the first time in his career in 2014 and registered a career-high 69 tackles. Led the team in both QB hits (19) and pressures (22).

- Emerged as a force in his second season in 2013, tying for sixth in the NFL among DTs with 6½ sacks, the most in a season by a Green Bay defensive lineman since NT B.J. Raji posted the same total in 2010.

►**At Jacksonville (Sept. 11):** Started at DT and played 43 snaps, posting two tackles (one solo), a QB pressure and a QB hit...Early in the second quarter, brought down RB T.J. Yeldon for a 2-yard loss on a run up the middle...Helped limit the Jaguars to just 48 yards rushing on 26 carries (1.8 avg.), the first time they had rushed for 48 or fewer yards on 25-plus attempts since Nov. 14, 1999 (vs. Baltimore, 47 yards on 26 attempts).

11 Trevor Davis, WR, Rookie, California

- In two seasons at Cal, totaled 2,300 all-purpose yards, registering 1,071 yards receiving and seven touchdown catches on 64 receptions (16.7 avg.), 1,110 yards and two touchdowns on 45 kick returns (24.7 avg.), and 115 yards on 14 punt returns (8.2 avg.).

- In 2015, set career highs in games played (13), starts (nine), all-purpose yards (team-high 1,407), kickoff returns (32), kickoff-return yards (team-best 686), receptions (40), receiving yards (672) and yards per reception (16.8 avg., No. 2 on the team).

- As a junior, earned first-team All-Pacific-12 honors at kick returner from *Phil Steele's College Football* after ranking No. 2 nationally and leading the Pac-12 by averaging 32.6 yards per kickoff return, a school record.

►**At Jacksonville (Sept. 11):** Inactive (shoulder).

91 Jayrone Elliott, LB, 3rd Year, Toledo

- Set career highs in games played (14), tackles (17), solo tackles (14), interceptions (one), passes defended (two), forced fumbles (one) and sacks (three) in 2015. Ranked No. 3 on the team with a career-best 11 special teams tackles.

- After making the 53-man roster, played in 13 regular-season games and both postseason contests as a rookie in 2014, contributing primarily on special teams.

- Finished the season with 15 special teams tackles in '14, No. 1 among Packers rookies and No. 2 on the team behind S Sean Richardson (17).

►**At Jacksonville (Sept. 11):** Inactive (hamstring).

25 Marwin Evans, S, Rookie, Utah State

- Was one of five rookie free agents to make Green Bay's Week 1 roster.

- Started 13 of 27 games played at Utah State, totaling 83 tackles (36 solo), including 10 for a loss, two sacks, an interception for a 90-yard touchdown return, five pass breakups and three forced fumbles.

- Started all 13 games played as a senior in 2015, recording career highs in tackles (73), solo tackles (33), tackles for a loss (10), sacks (two), interceptions (one), pass breakups (five) and forced fumbles (two).

►**At Jacksonville (Sept. 11):** Played six snaps on special teams in his NFL debut.

51 Kyler Fackrell, LB, Rookie, Utah State

- Was named first-team All-Mountain West as a senior in 2015 after ranking first in the nation with five fumble recoveries and posting a school-record 12 QB hurries.
- Ranked second on the Aggies with 82 tackles in '15, including a team-high 15 tackles for a loss, along with four sacks and two forced fumbles.
- Became one of just 15 players in school history to earn first-team or second-team all-conference recognition three times during his career (2012-13, 2015).

►**At Jacksonville (Sept. 11):** Played 18 snaps on special teams, which was tied for the team high, and seven on defense in his NFL debut... Posted a tackle on special teams, bringing down RB Corey Grant at the Jacksonville 18 on the opening kickoff of the game.

61 Brett Goode, LS, 9th Year, Arkansas

- Has appeared in 129 regular-season games and 11 playoff contests since joining the club in 2008, having recorded 12 coverage tackles and a fumble recovery in his eight-plus seasons, including a career-best five tackles in 2010.
- Has snapped for all seven of the longest field goals in franchise history (all by K Mason Crosby).

►**At Jacksonville (Sept. 11):** Handled snapping duties for all punts and placements.

98 Letroy Guion, DT, 9th Year, Florida State

- Saw action in 13 games with four starts (three at DE, one at NT) in 2015 and also appeared in both postseason contests.
- Finished No. 2 on the defensive line in tackles (41) behind DT Mike Daniels (66) and registered multiple tackles in 10 of 13 regular-season games played, as well as both playoff games.
- Started all 16 games for the first time in his career in his first season in Green Bay in 2014.
- Registered a career-high 62 tackles (31 solo), a career-best 3½ sacks, a forced fumble, a pass defended, 10 QB hits and 13 pressures in '14. Ranked second on the defensive line in tackles behind only Daniels (69).

►**At Jacksonville (Sept. 11):** Started at NT and played 39 snaps, recording four tackles (two solo), including two tackles for a loss...Brought down RB T.J. Yeldon for a 2-yard loss on a first-quarter run and then stopped him again for a 2-yard loss on a run on the same drive...Helped limit the Jaguars to just 48 yards rushing on 26 carries (1.8 avg.), the first time they had rushed for 48 or fewer yards on 25-plus attempts since Nov. 14, 1999 (vs. Baltimore, 47 yards on 26 attempts).

36 LaDarius Gunter, CB, 2nd Year, Miami

- One of two rookie free agents to make Green Bay's opening-day roster in 2015.
- Saw action in eight games as a rookie, recording two tackles on special teams.
- Appeared in one postseason contest, playing 31 snaps on defense and 13 on special teams due to an injury to CB Quinten Rollins.

►**At Jacksonville (Sept. 11):** Played 24 snaps on defense, registering two tackles (one solo).

28 Josh Hawkins, CB, Rookie, East Carolina

- Was one of five rookie free agents to make Green Bay's opening-day roster.
- Started 28 of 50 career games played at East Carolina, totaling 139 tackles (88 solo), including 3½ for a loss, a forced fumble, nine interceptions and 22 pass breakups.
- Opened 10 of 12 games played as a senior in 2015, logging 42 tackles (27 solo), two interceptions for 100 return yards, and four pass breakups.

►**At Jacksonville (Sept. 11):** Inactive (hamstring).

7 Brett Hundley, QB, 2nd Year, UCLA

- Served as the No. 3 QB behind Aaron Rodgers and Scott Tolzien in 2015 and was inactive for all 16 regular-season games and both playoff contests.

- Led the NFL with 630 passing yards in the 2015 preseason, completing 45 of 65 passes (69.2 percent) for seven TDs with one INT for a 129.6 passer rating (No. 3 in the NFL).

- Registered a 142.4 passer rating in the preseason finale vs. New Orleans (Sept. 3), connecting on 16 of 23 passes for 236 yards and four TDs with no INTs.

►**At Jacksonville (Sept. 11):** Served as the No. 2 QB, but did not see any action.

33 Micah Hyde, DB, 4th Year, Iowa

- Started 23 games in his first three seasons, opening 11 contests at nickel back, seven at free safety and five at strong safety.
- Only defensive back in franchise history (since 1982) to register a sack in each of his first three seasons in the NFL.
- Is tied for No. 1 on the Packers (Sam Shields) with five interceptions over since 2014, including a career-best three in 2015.
- Is tied for No. 1 in franchise history (Desmond Howard, Will Blackmon) with three career punt returns for TDs.

►**At Jacksonville (Sept. 11):** Played 32 snaps on defense and registered a solo tackle...Had a key fumble recovery on LB Joe Thomas' interception early in the first quarter, recovering the fumble at the Jacksonville 29 to retain possession and help set up the Green Bay offense for its first score...Was one of a host of defenders to bring down WR Allen Hurns for a 1-yard loss on fourth-and-1 with 23 seconds remaining to secure the 27-23 victory for Green Bay...Added a tackle on special teams and served as the punt returner, but did not have any returns.

83 Jeff Janis, WR, 3rd Year, Saginaw Valley State

- Played in all 16 games last season, ranking No. 2 on the team with 15 tackles on special teams and posting a 29.0-yard average on 14 kickoff returns, including three of 45-plus yards.
- Registered seven catches for 145 yards (20.7 avg.) and two TDs in an NFC Divisional playoff contest at Arizona last season, becoming the first player in franchise history to record seven-plus receptions, 140-plus receiving yards and two-plus TD catches in a postseason game.
- Appeared in three contests as a rookie in 2014, posting two receptions for 16 yards (8.0 avg.).

►**At Jacksonville (Sept. 11):** Playing with a club on his injured hand, appeared on 12 plays on special teams.

95 Datone Jones, DE/LB, 4th Year, UCLA

- Ranks No. 2 among Packers defensive linemen with eight sacks over the last three seasons (Mike Daniels, 16).
- Finished second on the team with 13 QB hits in 2015.
- Played in 13 games with three starts and appeared in both playoff contests in 2014. Ranked No. 4 on the team in pressures (15) and tied for No. 5 in QB hits (eight) during the regular season.

►**At Jacksonville (Sept. 11):** Played 40 snaps on defense and recorded a QB pressure and a QB hit...Helped limit the Jaguars to just 48 yards rushing on 26 carries (1.8 avg.), the first time they had rushed for 48 or fewer yards on 25-plus attempts since Nov. 14, 1999 (vs. Baltimore, 47 yards on 26 attempts).

27 Eddie Lacy, RB, 4th Year, Alabama

- Ranks No. 5 in the league in rushing yards (3,136) and No. 4 in rushing TDs (23) since 2013.
- With 3,075 rushing yards from 2013-15, joined RB John Brockington (3,276, 1971-73) as the only two players in franchise history to rush for 3,000-plus yards in their first three seasons in the NFL.
- Is one of only two NFL players (Bills RB LeSean McCoy) to have three or more 100-yard rushing games each season from 2013-15.
- With 1,178 rushing yards in 2013 and 1,139 in 2014, became just the fifth player in franchise history to register back-to-back 1,000-yard rushing seasons.

►**At Jacksonville (Sept. 11):** Led the team with 61 rushing yards on 14 attempts (4.4 avg.), highlighted by a 28-yard run late in the third quarter...Took the handoff to the right side, first cutting left before cutting

right at the second level as he made S Tashaun Gipson miss as he took the ball to the Jacksonville 17, a run that would help set up K Mason Crosby's 20-yard FG...Added a 17-yard catch on a screen pass in the second quarter, bouncing off a tackle attempt by S Johnathan Cyprien and then diving over Gipson at the end of the play.

70 T.J. Lang, G, 8th Year, Eastern Michigan

- Has started 79 games over the past five-plus seasons (2011-16), the most by any Green Bay player on the offensive side of the ball over that span.
- Opened all 15 contests he played in at RG in 2015 and was named a Pro Bowl alternate for the second straight season.
- Has started 82 games during his career, opening contests at four different positions (48 at RG, 27 at LG, five at RT, two at LT).
- ▶**At Jacksonville (Sept. 11):** Started at RG and played all 64 snaps... Helped protect QB Aaron Rodgers as he was sacked just one time on the afternoon and as he threw for 199 yards and two TDs on 20-of-34 passing with a rushing TD.

94 Dean Lowry, DE, Rookie, Northwestern

- Earned second-team All-Big Ten honors as a senior in 2015 after posting 46 tackles (27 solo), including 13½ tackles for a loss (second on the team), three sacks, an interception, a fumble recovery and seven passes defensed.
- Set a school single-game record and tied the sixth-best mark in conference history with six tackles for a loss in Northwestern's win at Nebraska in 2015.
- Was an honorable mention All-Big Ten choice as a junior in 2014 after recording 41 tackles (25 solo), including eight tackles for a loss, four sacks, a forced fumble and eight passes defensed.
- ▶**At Jacksonville (Sept. 11):** Appeared on seven defensive plays in his NFL debut.

50 Blake Martinez, LB, Rookie, Stanford

- Finished his collegiate career with 257 tackles (137 solo), 13½ tackles for a loss, 6½ sacks, five interceptions and five forced fumbles in 51 games played. Led the team in tackles as a junior (102) and senior (141).
- Led the Pacific-12 and ranked seventh nationally with 141 tackles (75 solo) as a senior, averaging a conference-best 10.1 tackles per game. Recorded 84 more tackles than the No. 2 tackler on the team.
- In 2015, was named third-team All-America by *The Associated Press*, second-team All-America by *USA Today* and *Phil Steele's College Football*, and first-team All-Pac-12 by *AP* and *Phil Steele's College Football*.
- ▶**At Jacksonville (Sept. 11):** Started at ILB and played 47 snaps, becoming the first Green Bay rookie to start on defense in Week 1 since LB Nick Perry in 2012...Was tied for the team lead with nine tackles (five solo) and added a tackle on special teams...Helped limit the Jaguars to just 48 yards rushing on 26 carries (1.8 avg.), the first time they had rushed for 48 or fewer yards on 25-plus attempts since Nov. 14, 1999 (vs. Baltimore, 47 yards on 26 attempts).

52 Clay Matthews, LB, 8th Year, Southern California

- Is tied for No. 2 in franchise history with 68.5 career sacks (DE Reggie White), trailing only DE Kabere Gbaja-Biamila (74.5).
- Has earned six Pro Bowl selections in his seven-year career, two more than any Packers linebacker and tied with White for the second-most selections by a defensive player in team history, trailing only S Willie Wood (eight).
- Became the first player in franchise history to earn Pro Bowl recognition in each of his first four seasons in the league (2009-12).
- Is tied for No. 1 in franchise history (since 1982) with four 10-sack seasons (White and Gbaja-Biamila).
- ▶**At Jacksonville (Sept. 11):** Started at LOLB and played 53 snaps, finishing with four tackles (three solo), a sack, a QB pressure and a QB hit...Came from the right side to beat LT Kelvin Beachum for a 10-yard sack of QB Blake Bortles on third-and-2 midway through the first quarter...The sack gave him 68.5 for his career as he moved into a tie with White for No.

2 on the all-time franchise list (since 1982)...Added a tackle for a loss later in the first quarter, powering his way into the backfield to bring down RB T.J. Yeldon for a 7-yard loss.

88 Ty Montgomery, WR, 2nd Year, Stanford

- Played in six games with three starts as a rookie in 2015 before an ankle injury that he sustained in Week 6 vs. San Diego would sideline him for the remainder of the season.
- Caught 15 passes for 136 yards (9.1 avg.) and two TDs and posted a 31.1-yard average on seven kickoff returns last season.
- Finished his career at Stanford as the school's all-time leader in kickoff return yards with 2,493, besting Chris Owusu's mark of 2,132 yards from 2008-11.
- ▶**At Jacksonville (Sept. 11):** Played 11 snaps on offense and 14 on special teams, returning one kickoff for 14 yards.

68 Kyle Murphy, T, Rookie, Stanford

- Played in 54 games with 34 starts in four years at Stanford. Named third-team All-America by *Phil Steele's College Football* as a senior after serving as a team captain and starting all 14 games at left tackle.
- Started all 13 games at right tackle as a junior and was selected second-team All-Pacific-12 by *Phil Steele's College Football*.
- Played in 14 games with two starts in 2012, joining G Joshua Garnett as the first true freshmen offensive linemen to start at Stanford since 2000.
- ▶**At Jacksonville (Sept. 11):** Inactive (healthy scratch).

87 Jordy Nelson, WR, 9th Year, Kansas State

- One of just two players in franchise history (WR Sterling Sharpe, 1989 and 1992) to register two seasons with 85-plus receptions and 1,300-plus receiving yards, having done it in 2011 and 2014.
- Eclipsed the 1,000-yard receiving mark three times over a four-year span (2011, 2013-14).
- Ranks No. 8 in franchise history in receptions (406), No. 9 in receiving yards (6,141) and tied for No. 6 in TD receptions (50).
- Set a single-season franchise record with 1,519 receiving yards in 2014, topping WR Robert Brooks' mark of 1,497 yards in 1995, on the way to being selected to his first career Pro Bowl and earning second-team All-Pro honors from *The Associated Press*.
- Ranked No. 4 in the NFL and No. 2 among wide receivers (Dez Bryant, 50) with 43 TD catches from 2011-14.
- ▶**At Jacksonville (Sept. 11):** After missing the entire 2015 season due to a knee injury, returned to the starting lineup and played 54 snaps, tying for the team lead with six catches for 32 yards (5.3 avg.) and a TD...The TD catch was the 50th of his career and came with just over three minutes remaining in the first half to give the Packers a 14-10 lead as he found an opening in the middle of the end zone.

56 Julius Peppers, LB, 15th Year, North Carolina

- Has been selected to the Pro Bowl nine times during his career, including last season (2004-06, 2008-12, 2015), and has been named first-team All-Pro by *The Associated Press* three times (2004, 2006, 2010). Was named to the NFL's All-Decade Team for the 2000s.
- Has played in 219 games with 216 starts as a pro, appearing in all 16 contests in 12 of his 14 seasons in the NFL. Has missed just two games due to injury during his career.
- Only player in NFL history with 100-plus sacks (136) and 10-plus interceptions (11).
- Since entering the NFL in 2002, ranks No. 1 in the league in sacks (136) and No. 3 in forced fumbles (45). His career sack total is tied with Jared Allen for No. 9 in NFL history (since 1982).
- ▶**At Jacksonville (Sept. 11):** Played 29 snaps and posted an assisted tackle.

80 Justin Perillo, TE, 3rd Year, Maine

- Played in a career-high nine games last season and made the first receptions of his career, finishing with 11 catches for 102 yards (9.3 avg.) and a TD.
 - Started out the 2015 season on Green Bay's practice squad before being signed to the 53-man roster on Oct. 14, where he remained for the rest of the season.
 - Appeared in two games as a rookie in 2014, starting out the season on the practice squad for the first nine contests before being signed to the active roster for the final seven games and both playoff contests.
- At Jacksonville (Sept. 11):** Appeared on six plays on special teams.

53 Nick Perry, LB, 5th Year, Southern California

- Tied the franchise record for sacks in a single postseason (LB Clay Matthews, 2010) with 3½ in the 2015 playoffs. His six career postseason sacks rank No. 3 in franchise history behind Matthews (10) and Reggie White (eight), and are the most in team history (since 1982) by a player in his first five games with Green Bay.
 - Has posted at least one sack in four of his five career playoff games.
 - Has registered a two-sack game in each of the last three seasons (2013-2015), one of only two Packers to do so over that span (Matthews).
- At Jacksonville (Sept. 11):** Started at ROLB and played 52 snaps, finishing with three tackles (all solo), a sack, a team-high four QB pressures and a team-leading four QB hits...With the Packers leading 27-20 in the fourth quarter, brought down QB Blake Bortles for a 2-yard sack on third-and-11 with just over six minutes remaining to force the Jaguars to settle for a 50-yard FG from K Jason Myers...Dating back to the 2015 postseason, has posted 4½ sacks in the last three games...Added a tackle for a loss early in the fourth quarter, stopping RB T.J. Yeldon for a 2-yard loss on a run up the middle.

26 Jhurrell Pressley, RB, Rookie, New Mexico

- Was claimed off waivers from Minnesota on Sept. 4 after he was released by the Vikings in the final roster reduction. Posted a 106-yard kickoff return for a TD for Minnesota in its preseason finale vs. the L.A. Rams.
 - Averaged 6.9 yards per carry in his collegiate career at New Mexico, a school record.
 - Rushed for 1,083 yards and 12 TDs on just 114 carries as a junior in 2014, leading the nation with a 9.5 yards-per-carry average. Had 5 rushes of 60 or more yards on the season, which was as many or more than every team in the FBS except for four (Wisconsin, Marshall, Georgia Southern and Indiana).
- At Jacksonville (Sept. 11):** Inactive (healthy scratch).

23 Damarious Randall, CB, 2nd Year, Arizona State

- Played in 15 games with nine starts (six at LCB, two at RCB, one in the slot) in 2015 and tied for the team lead and No. 2 among NFL rookies with three interceptions, including one he returned for a TD. Finished with a team-best 16 passes defended.
- Named the NFL's Defensive Rookie of the Month for November 2015, joining CB Casey Hayward (October 2012) as the only Green Bay defensive backs to win the award.
- Earned first-team All-Pacific-12 honors at safety as a senior in 2014 after he led the Sun Devils in tackles (106) and passes defended (12) and tied for the team lead with three interceptions.

►**At Jacksonville (Sept. 11):** Started at LCB and posted eight tackles (six solo) and two passes defended (tied for the team lead)...Made the initial hit of WR Allen Hurns on fourth-and-1 with 23 seconds remaining as a group of Packers brought Hurns down for a 1-yard loss to secure the 27-23 victory for Green Bay...Added a tackle on special teams, running down RB Corey Grant at the Jacksonville 31 on a kickoff return early in the fourth quarter that could have gone for a bigger gain.

99 Christian Ringo, DT, 1st Year, Louisiana-Lafayette

- Originally drafted by the Packers as their second selection in the sixth round (210th overall) of the 2015 NFL Draft. Was on Green Bay's practice squad for the entire 2015 season.
- Started all 13 games as a senior in 2014, anchoring a defensive line that

helped the Ragin' Cajuns lead the Sun Belt in rushing defense while ranking third in sacks.

- Was named the state's Defensive Player of the Year by the Louisiana Sports Writers Association after ranking seventh in the nation in tackles for loss (20) and 12th in the country in sacks (11½). His 11½ sacks tied the school single-season record and he also finished tied for No. 1 in school history with 21.0 career sacks.

►**At Jacksonville (Sept. 11):** Played 12 snaps on defense in his NFL debut and posted a solo tackle, stopping RB T.J. Yeldon for a 1-yard loss on a run up the middle in the second quarter.

22 Aaron Ripkowski, FB, 2nd Year, Oklahoma

- Played in 15 games as a rookie last season, seeing action primarily on special teams, and posted nine tackles (tied for No. 4 on the team).
 - Was tied with CB Damarious Randall (15) for the most games played by a Green Bay rookie in 2015.
 - Began his career at Oklahoma as a walk-on and went on to play in 47 games with 17 starts in four seasons.
- At Jacksonville (Sept. 11):** Played 18 snaps on special teams, tied for the team lead, and eight snaps on offense.

12 Aaron Rodgers, QB, 12th Year, California

- Ranks No. 1 in NFL history (min. 1,500 attempts) in career passer rating (104.1), interception percentage (1.59) and TD/INT ratio (3.98, 259/65).
- Has posted five seasons (2009, 2011-12, 2014-15) with 500-plus passing attempts and eight or fewer INTs, the most in NFL history ahead of Patriots QB Tom Brady (three seasons) and five QBs (one season each).
- Was named the league's Most Valuable Player by *The Associated Press* in 2014 for the second time in his career (2011), becoming the eighth player in league history to win the honor multiple times.
- Is the only quarterback in league history to record a 100-plus passer rating in six consecutive seasons (2009-14), with no other QB doing so in more than four straight years.
- Is one of only eight quarterbacks in NFL annals with 30,000-plus passing yards and 2,000-plus rushing yards.
- In 120 career regular-season starts, has posted 43 games with 300-plus passing yards, 70 without an interception (min. 15 attempts) and 66 with a 100-plus passer rating.
- Has been selected to the Pro Bowl in five of the last seven seasons (2009, 2011-12, 2014-15).

►**At Jacksonville (Sept. 11):** Threw for 199 yards and two TDs on 20-of-34 passing for a 95.1 passer rating...Added a 6-yard rushing TD on Green Bay's opening possession, giving him 11 games with two-plus passing TDs and one-plus rushing TDs since 2008, second most over that span behind only Panthers QB Cam Newton...His TD passes came on back-to-back drives late in the first half...Connected with WR Jordy Nelson for a 6-yard TD pass with just over three minutes remaining in the first half, buying time in the pocket before moving to his right to find Nelson in the middle of the end zone...With CB Jalen Ramsey attempting to pull him down by the back of his jersey, threw a perfectly placed 29-yard TD pass to WR Davante Adams over CB Davon House in the end zone with 13 seconds remaining in the half.

82 Richard Rodgers, TE, 3rd Year, California

- Had 58 receptions in 2015, becoming just the fourth TE in team history to record 55-plus receptions in a season (Paul Coffman, Jermichael Finley, Jackie Harris).
- Was one of only four TEs in the NFL last season to register 55-plus catches, 500-plus receiving yards and eight or more TD receptions (Rob Gronkowski, Jordan Reed, Gary Barnidge).
- Registered 10 TD catches in 2014-15, tied for the most by a Green Bay TE in his first two seasons since the 1970 AFL-NFL merger (Bubba Franks, 2000-01). His eight TD receptions in '15 were tied for the fifth most in a season by a Packers TE.

• Set a single-game franchise record for tight ends with 146 receiving yards last season at Detroit in Week 13, highlighted by his game-winning 61-yard TD catch on the final play of the game.

►**At Jacksonville (Sept. 11):** Appeared on 25 plays on offense and

made 22-yard catch in the third quarter to the Jacksonville 8 that helped set up K Mason Crosby's 25-yard FG...Was covered by S Johnathan Cyprien on the play, extending his arms out to make a diving grab near the sideline.

24 Quinten Rollins, CB, 2nd Year, Miami (Ohio)

- Played in 14 games with four starts (two at LCB, two at RCB) in 2015, recording 35 tackles (25 solo), a sack, two interceptions (one for a TD) and nine passes defended in his rookie season.
 - Was tied for No. 3 on the team in INTs and tied for No. 4 among NFL rookies.
 - Finished second among Packers rookies (Aaron Ripkowski, nine) with seven special teams tackles.
 - Recorded two interceptions vs. St. Louis last season in Week 5, becoming the first Green Bay rookie to do so since CB Casey Hayward had two at Houston on Oct. 14, 2012. Returned the first interception 45 yards for a TD, becoming the first Packers rookie to record a pick-six since S Marques Anderson in 2002 (vs. Detroit, Nov. 10).
- At Jacksonville (Sept. 11):** Started as the third CB as the defense opened in the nickel and played 47 snaps...Posted two tackles (one solo) and two passes defended (tied for the team lead)...With less than a minute remaining in the game and the Packers leading, 27-23, made a leaping breakup of QB Blake Bortles' pass intended for WR Allen Robinson in the end zone.

47 Jake Ryan, LB, 2nd Year, Michigan

- Played in 14 games with five starts as a rookie, opening at BLB for the final five contests. Registered 47 tackles (32 solo) and a fumble recovery on defense and six tackles on special teams.
 - Started both postseason games and recorded 10 tackles (seven solo). Including the playoffs, tallied six or more tackles in six of the seven games he started in 2015.
 - Served as a team captain for his final two seasons and was a three-time winner (2012-14) of the Roger Zatkoff Award, given to Michigan's top LB. He is the only player to win the award, which was established in 1991, three times.
- At Jacksonville (Sept. 11):** Started at ILB and played 43 snaps, finishing with eight tackles (four solo) and his first career pass defended...Broke up a short pass over the middle from QB Blake Bortles intended for WR Allen Hurns in the second quarter...Helped limit the Jaguars to just 48 yards rushing on 26 carries (1.8 avg.), the first time they had rushed for 48 or fewer yards on 25-plus attempts since Nov. 14, 1999 (vs. Baltimore, 47 yards on 26 attempts).

10 Jacob Schum, P, 2nd Year, Buffalo

- Was claimed off waivers on Aug. 30 from Tampa Bay, where played in all 16 games last season and averaged 41.9 yards per punt (38.0 net average) on 56 attempts with 15 punts inside the 20.
 - Was originally signed as an undrafted free agent by the Cleveland Browns in 2013 and also spent time with the New York Jets.
- At Jacksonville (Sept. 11):** Punted four times in his Green Bay debut, posting a 46.0-yard gross average with a net average of 42.5 yards.

37 Sam Shields, CB, 7th Year, Miami

- Has 23 interceptions (including the postseason) since entering the NFL in 2010, tied for No. 2 in the NFL behind Seahawks CB Richard Sherman (28).
 - Was tied for the team lead with three interceptions in 2015, his fourth season with three-plus interceptions in the last five years, tied for No. 1 in the NFL over that span (2011-15).
 - Earned his first career Pro Bowl selection in 2014, replacing Patriots CB Darrelle Revis, who played in the Super Bowl.
 - Recorded a franchise-leading fifth career postseason interception in the 2014 NFC Championship Game at Seattle.
- At Jacksonville (Sept. 11):** Started at RCB and played 62 snaps, finishing with five tackles (four solo)...Left the game late in the fourth quarter after sustaining a concussion.

78 Jason Spriggs, T, Rookie, Indiana

- Played in 48 career games over four seasons with 47 starts at left tackle for the Hoosiers.
 - Named first-team All-America by the Football Writers Association of America (FWAA) and *Phil Steele's College Football* as a senior. Also received the Hoosiers' Chris Dal Sasso Award (outstanding lineman) and was the first Outland Trophy semifinalist in school history.
 - In 2014, was named honorable mention All-Big Ten by the media after giving up two sacks in 689 snaps and recording 45 knockdowns.
- At Jacksonville (Sept. 11):** Played five snaps on special teams in his NFL debut.

44 James Starks, RB, 7th Year, Buffalo

- Played in all 16 games for the second straight season in 2015 and recorded career highs in starts (four), rushing yards (601), receptions (43), receiving yards (392), receiving TDs (three) and yards from scrimmage (993).
 - Was was one of just five RBs in the league to register 600-plus rushing yards and 390-plus receiving yards in 2015.
 - Rushed for 493 yards and a career-high three TDs on 89 carries in 2013, an average of 5.54 yards per carry that ranked No. 1 in the NFL among players with 80-plus attempts.
 - Posted a league-leading 315 rushing yards in the 2010 postseason, third most ever by a rookie RB in the postseason behind only Washington's Timmy Smith (342 in 1987) and Baltimore's Jamal Lewis (338 in 2000).
- At Jacksonville (Sept. 11):** Had four carries for 7 yards (1.8 avg.) and a 6-yard catch in 18 snaps of action.

65 Lane Taylor, G, 4th Year, Oklahoma State

- Started the first games of his career in 2015, opening at RG at Detroit in Week 13 in place of an injured T.J. Lang and at LG in Week 17 vs. Minnesota with Josh Sitton sliding to LT in place of an injured David Bakhtiari.
 - Played in all 16 contests in 2014, seeing limited action on offense at both guard spots and as an extra lineman, and on special teams.
 - Was one of three rookie free agents to make Green Bay's opening-day roster in 2013.
- At Jacksonville (Sept. 11):** Started at LG and played all 64 snaps...Helped protect QB Aaron Rodgers as he was sacked just one time on the afternoon and as he threw for 199 yards and two TDs on 20-of-34 passing with a rushing TD.

48 Joe Thomas, LB, 2nd Year, South Carolina State

- Played in 14 games in 2015 and registered 24 tackles (16 solo), a sack, a forced fumble, five QB hits, four pressures and two passes defended.
 - Added nine tackles on special teams, which was tied for No. 4 on the team.
 - Was with the Packers during the 2015 offseason and preseason before being waived on Sept. 5, 2015. Was signed to Green Bay's 53-man roster on Sept. 21, 2015, from the Dallas Cowboys' practice squad.
 - Entered the league with the Packers as an undrafted free agent in May 2014. Was on Green Bay's practice squad for the final eight games of the 2014 regular season and both playoff contests.
- At Jacksonville (Sept. 11):** Played 25 snaps on defense and recorded three tackles (two solo) and his first career interception...The INT came on his first snap of the season when he picked off QB Blake Bortles' pass intended for WR Marqise Lee that was deflected by CB Quinten Rollins at the Jacksonville 41...On the play, initially came on a blitz up the middle before turning back to head up the field and make the interception, returning it 9 yards to help set up the Green Bay offense for its first score of the day...Was one of a host of defenders to bring down WR Allen Hurns for a 1-yard loss on fourth-and-1 with 23 seconds remaining to secure the 27-23 victory for Green Bay.

73 JC Tretter, C/G, 4th Year, Cornell

- Saw the most significant action of his career in 2015, appearing in all 16 games with three starts at center in place of an injured Corey Linsley.
 - Has seen game action at center, left guard and both tackle spots during his NFL career.
 - Was on track to be the starting center in 2014, opening at that position for the first three preseason contests that year, but sustained a knee injury vs. Oakland (Aug. 22) that would sideline him for the first half of the season.
 - Played in the final eight regular-season games and both playoff contests. Spent the majority of his rookie campaign in 2013 on reserve/physically unable to perform after sustaining a significant ankle injury during the first practice of Organized Team Activities in the spring.
- **At Jacksonville (Sept. 11):** Started at C and played all 64 snaps... Helped protect QB Aaron Rodgers as he was sacked just one time on the afternoon and as he threw for 199 yards and two TDs on 20-of-34 passing with a rushing TD.

National Football League Game Summary

NFL Copyright © 2016 by The National Football League. All rights reserved. This summary and play-by-play is for the express purpose of assisting media in their coverage of the game; any other use of this material is prohibited without the written permission of the National Football League. Updated: 9/12/2016

Date: Sunday, 9/11/2016

Green Bay Packers at Jacksonville Jaguars

Start Time: 1:04 PM EDT

at EverBank Field, Jacksonville, FL

Game Day Weather

Played Open on Turf: Grass

Temp: 90° F (32.2° C) Humidity: 55%, Wind: N 3 mph
Outdoor Weather: 10% Chance of Rain,

Officials

Referee: Cheffers, Carl (51)	Umpire: Wash, Undrey (96)	Head Linesman: Bergman, Jerry (91)
Line Judge: Stephan, Tom (68)	Side Judge: Monroe, Jonah (120)	Field Judge: Patterson, Rick (15)
Back Judge: Martinez, Rich (39)	Replay Official: Frantz, Earnie ()	

Lineups

Green Bay Packers			Jacksonville Jaguars				
Offense		Defense	Offense		Defense		
WR 87	J.Nelson	NT 98	L.Guion	WR 15	A.Robinson	LEO 56	D.Fowler
LT 69	D.Bakhtiari	DT 76	M.Daniels	TE 80	J.Thomas	DT 90	M.Jackson
LG 65	L.Taylor	LOLB 52	C.Matthews	LT 68	K.Beachum	DT 97	R.Miller
C 73	J.Tretter	ILB 47	J.Ryan	LG 76	L.Joeckel	DE 75	J.Odrick
RG 70	T.Lang	ILB 50	B.Martinez	C 65	B.Linder	WLB 50	T.Smith
RT 75	B.Bulaga	ROLB 53	N.Perry	RG 60	A.Cann	MLB 51	P.Posluszny
TE 89	J.Cook	LCB 23	D.Randall	RT 78	J.Parnell	LCB 31	D.House
WR 18	R.Cobb	RCB 37	S.Shields	TE 89	M.Lewis	FS 39	T.Gipson
WR 17	D.Adams	SS 42	M.Burnett	WR 88	A.Hurns	SS 37	J.Cyprien
QB 12	A.Rodgers	FS 21	H.Clinton-Dix	QB 5	B.Bortles	CB 20	J.Ramsey
RB 27	E.Lacy	CB 24	Q.Rollins	RB 24	T.Yeldon	RCB 21	P.Amukamara

Substitutions

K 2 M.Crosby, P 10 J.Schum, FB 22 A.Ripkowski, S 25 M.Evans, S 29 K.Brice, DB 33 M.Hyde, CB 36 L.Gunter, RB 44 J.Starks, LB 48 J.Thomas, LB 51 K.Fackrell, LB 56 J.Peppers, LS 61 B.Goode, T/G 67 D.Barclay, T 78 J.Spriggs, TE 80 J.Perillo, TE 82 R.Rodgers, WR 83 J.Janis, WR 84 J.Abbrederis, WR 88 T.Montgomery, DE 94 D.Lowry, DE/LB 95 D.Jones, DT 97 K.Clark, DT 99 C.Ringo

Substitutions

K 2 J.Myers, P 3 B.Nortman, WR 11 M.Lee, WR 13 R.Greene, RB 16 D.Robinson, WR 17 A.Benn, FS 25 P.Thompson, CB 27 D.Gratz, RB 30 C.Grant, LB 44 M.Jack, LS 46 C.Tinker, S 47 J.Wilson, LB 52 H.Pullard, LB 55 D.Skuta, LB 59 A.Brown, G 69 T.Shatley, OL 77 P.Omameh, TE 83 B.Koyack, TE 87 N.Sterling, DE 91 Y.Ngakoue, DT 92 S.Day, DT 95 A.Jones, DT 99 S.Marks

Did Not Play

QB 7 B.Hundley

Did Not Play

QB 7 C.Henne

Not Active

QB 6 J.Callahan, WR 11 T.Davis, RB 26 J.Pressley, CB 28 J.Hawkins, S 32 C.Banjo, T 68 K.Murphy, LB 91 J.Elliott

Not Active

QB 10 B.Allen, CB 29 J.Johnson, RB 33 C.Ivory, G 64 C.Reed, WR 81 B.Walters, DE 93 T.Alualu, DE 98 C.Smith

Field Goals (made () & missed)

M.Crosby	(25) (20)	J.Myers	(26) (39) (50)
		1	2
VISITOR:	Green Bay Packers	7	14
HOME:	Jacksonville Jaguars	7	10
		3	4
		OT	Total
		0	27
		0	23

Scoring Plays

Team	Qtr	Time	Play Description (Extra Point) (Drive Info)	Visitor	Home
Packers	1	9:36	A.Rodgers 6 yd. run (M.Crosby kick) (6-29, 3:05)	7	0
Jaguars	1	3:40	T.Yeldon 5 yd. run (J.Myers kick) (3-48, 1:24)	7	7
Jaguars	2	7:48	J.Myers 26 yd. Field Goal (12-45, 5:52)	7	10
Packers	2	3:05	J.Nelson 6 yd. pass from A.Rodgers (M.Crosby kick) (9-75, 4:43)	14	10
Jaguars	2	1:09	J.Thomas 22 yd. pass from B.Bortles (J.Myers kick) (7-75, 1:56)	14	17
Packers	2	0:13	D.Adams 29 yd. pass from A.Rodgers (M.Crosby kick) (5-75, 0:56)	21	17
Packers	3	10:12	M.Crosby 25 yd. Field Goal (13-68, 4:48)	24	17
Jaguars	3	6:15	J.Myers 39 yd. Field Goal (10-54, 3:57)	24	20
Packers	4	12:01	M.Crosby 20 yd. Field Goal (16-73, 9:14)	27	20

National Football League Game Summary

NFL Copyright © 2016 by The National Football League. All rights reserved. This summary and play-by-play is for the express purpose of assisting media in their coverage of the game; any other use of this material is prohibited without the written permission of the National Football League. Updated: 9/12/2016

Jaguars 4 5:12 J.Myers 50 yd. Field Goal (14-37, 6:49)
Paid Attendance: 63,179

27 23
Time: 3:10

Green Bay Packers vs Jacksonville Jaguars
9/11/2016 at EverBank Field

Final Individual Statistics

Green Bay Packers

Jacksonville Jaguars

RUSHING						RUSHING					
	ATT	YDS	AVG	LG	TD		ATT	YDS	AVG	LG	TD
E.Lacy	14	61	4.4	28	0	T.Yeldon	21	39	1.9	7	1
A.Rodgers	4	16	4.0	8	1	D.Robinson	3	7	2.3	3	0
R.Cobb	3	11	3.7	6	0	B.Bortles	2	2	1.0	3	0
J.Starks	4	7	1.8	4	0						
Total	25	95	3.8	28	1	Total	26	48	1.8	7	1

PASSING									PASSING								
	ATT	CMP	YDS	SK/YD	TD	LG	IN	RT		ATT	CMP	YDS	SK/YD	TD	LG	IN	RT
A.Rodgers	34	20	199	1/0	2	32	0	95.1	B.Bortles	39	24	320	3/20	1	38	1	85.4
Total	34	20	199	1/0	2	32	0	95.1	Total	39	24	320	3/20	1	38	1	85.4

PASS RECEIVING								PASS RECEIVING							
	TAR	REC	YDS	AVG	LG	TD		TAR	REC	YDS	AVG	LG	TD		
R.Cobb	8	6	57	9.5	32	0	A.Robinson	15	6	72	12.0	22	0		
J.Nelson	9	6	32	5.3	8	1	J.Thomas	5	5	64	12.8	22	1		
D.Adams	7	3	50	16.7	29	1	A.Hurns	5	4	75	18.8	38	0		
R.Rodgers	3	1	22	22.0	22	0	T.Yeldon	6	4	30	7.5	11	0		
E.Lacy	2	1	17	17.0	17	0	M.Lewis	2	2	48	24.0	37	0		
J.Abbrederis	1	1	8	8.0	8	0	M.Lee	4	2	22	11.0	12	0		
J.Cook	2	1	7	7.0	7	0	R.Greene	2	1	9	9.0	9	0		
J.Starks	1	1	6	6.0	6	0									
Total	33	20	199	10.0	32	2	Total	39	24	320	13.3	38	1		

INTERCEPTIONS						INTERCEPTIONS					
	NO	YDS	AVG	LG	TD		NO	YDS	AVG	LG	TD
J.Thomas	1	9	9.0	9	0						
Total	1	9	9.0	9	0	Total	0	0	0	0	0

PUNTING								PUNTING							
	NO	YDS	AVG	NET	TB	IN20	LG		NO	YDS	AVG	NET	TB	IN20	LG
J.Schum	4	184	46.0	42.5	0	0	56	B.Nortman	2	125	62.5	62.5	0	2	67
Total	4	184	46.0	42.5	0	0	56	Total	2	125	62.5	62.5	0	2	67

PUNT RETURNS								PUNT RETURNS							
	NO	YDS	AVG	FC	LG	TD		NO	YDS	AVG	FC	LG	TD		
[DOWNED]	2	0	0.0	0	0	0	R.Greene	1	14	14.0	1	14	0		
							[OUT OF BOUNDS]	2	0	0.0	0	0	0		
Total	0	0	0.0	0	0	0	Total	1	14	14.0	1	14	0		

KICKOFF RETURNS								KICKOFF RETURNS							
	NO	YDS	AVG	FC	LG	TD		NO	YDS	AVG	FC	LG	TD		
T.Montgomery	1	14	14.0	0	14	0	C.Grant	2	51	25.5	0	32	0		
[TOUCHBACK]	5	0	0.0	0	0	0	[TOUCHBACK]	4	0	0.0	0	0	0		
Total	1	14	14.0	0	14	0	Total	2	51	25.5	0	32	0		

Green Bay Packers

FUMBLES	FUM	LOST	OWN-REC	YDS	TD	FORCED	OPP-REC	YDS	TD	OUT-BDS
J.Thomas	1	0	0	0	0	0	0	0	0	0
M.Hyde	0	0	1	0	0	0	0	0	0	0
H.Clinton-Dix	0	0	0	0	0	1	0	0	0	0
Total	1	0	1	0	0	1	0	0	0	0

Jacksonville Jaguars

FUMBLES	FUM	LOST	OWN-REC	YDS	TD	FORCED	OPP-REC	YDS	TD	OUT-BDS
A.Robinson	1	0	1	0	0	0	0	0	0	0
B.Linder	0	0	0	0	0	1	0	0	0	0
Total	1	0	1	0	0	1	0	0	0	0

Green Bay Packers vs Jacksonville Jaguars
9/11/2016 at EverBank Field

Final Team Statistics

	Visitor Packers	Home Jaguars
TOTAL FIRST DOWNS	18	20
By Rushing	6	4
By Passing	10	14
By Penalty	2	2
THIRD DOWN EFFICIENCY	7-14-50%	4-15-27%
FOURTH DOWN EFFICIENCY	1-1-100%	3-4-75%
TOTAL NET YARDS	294	348
Total Offensive Plays (inc. times thrown passing)	60	68
Average gain per offensive play	4.9	5.1
NET YARDS RUSHING	95	48
Total Rushing Plays	25	26
Average gain per rushing play	3.8	1.8
Tackles for a loss-number and yards	3-5	6-16
NET YARDS PASSING	199	300
Times thrown - yards lost attempting to pass	1-0	3-20
Gross yards passing	199	320
PASS ATTEMPTS-COMPLETIONS-HAD INTERCEPTED	34-20-0	39-24-1
Avg gain per pass play (inc.# thrown passing)	5.7	7.1
KICKOFFS Number-In End Zone-Touchbacks	6-6-4	6-5-5
PUNTS Number and Average	4-46.0	2-62.5
Had Blocked	0	0
FGs - PATs Had Blocked	0-0	0-0
Net Punting Average	42.5	62.5
TOTAL RETURN YARDAGE (Not Including Kickoffs)	9	14
No. and Yards Punt Returns	0-0	1-14
No. and Yards Kickoff Returns	1-14	2-51
No. and Yards Interception Returns	1-9	0-0
PENALTIES Number and Yards	5-24	9-79
FUMBLES Number and Lost	1-0	1-0
TOUCHDOWNS	3	2
Rushing	1	1
Passing	2	1
EXTRA POINTS Made-Attempts	3-3	2-2
Kicking Made-Attempts	3-3	2-2
FIELD GOALS Made-Attempts	2-2	3-3
RED ZONE EFFICIENCY	2-4-50%	1-3-33%
GOAL TO GO EFFICIENCY	0-2-0%	0-0-0%
SAFETIES	0	0
FINAL SCORE	27	23
TIME OF POSSESSION	28:37	31:23

Ball Possession And Drive Chart

Green Bay Packers

#	Time Recd	Time Lost	Time Poss	How Ball Obtained	Drive Began	# Play	Yds Gain	Yds Pen	Net Yds	1st Down	Last Scrm	How Given Up
1	12:41	9:36	3:05	Interception	JAX 29	6	24	5	29	2	* JAX 6	Touchdown
2	5:56	5:04	0:52	Punt	GB 3	3	3	0	3	0	GB 6	Punt
3	3:40	2:10	1:30	Kickoff	GB 25	3	6	0	6	0	GB 31	Punt
4	15:00	13:40	1:20	Punt	GB 3	3	-1	5	4	0	GB 7	Punt
5	7:48	3:05	4:43	Kickoff	GB 25	9	75	0	75	5	* JAX 6	Touchdown
6	1:09	0:13	0:56	Kickoff	GB 25	5	45	30	75	3	JAX 29	Touchdown
7	15:00	10:12	4:48	Kickoff	GB 25	13	73	-5	68	3	* JAX 7	Field Goal
8	6:15	12:01	9:14	Kickoff	GB 25	16	64	9	73	5	* JAX 2	Field Goal
9	5:12	3:17	1:55	Kickoff	GB 18	3	6	-5	1	0	GB 19	Punt
10	0:14	0:00	0:14	Downs	GB 15	1	-1	0	-1	0	GB 15	End of Game

(235) Average GB 24

Jacksonville Jaguars

#	Time Recd	Time Lost	Time Poss	How Ball Obtained	Drive Began	# Play	Yds Gain	Yds Pen	Net Yds	1st Down	Last Scrm	How Given Up
1	15:00	12:41	2:19	Kickoff	JAX 18	5	13	0	13	1	JAX 31	Interception
2	9:36	5:56	3:40	Kickoff	JAX 25	6	5	9	14	2	JAX 39	Punt
3	5:04	3:40	1:24	Punt	GB 48	3	48	0	48	2	* GB 5	Touchdown
4	2:10	0:00	2:10	Punt	JAX 21	3	9	0	9	0	JAX 30	Punt
5	13:40	7:48	5:52	Punt	JAX 47	12	50	-5	45	3	* GB 8	Field Goal
6	3:05	1:09	1:56	Kickoff	JAX 25	7	75	0	75	4	GB 22	Touchdown
7	0:13	0:00	0:13	Kickoff	JAX 25	1	-1	0	-1	0	JAX 25	End of Half
8	10:12	6:15	3:57	Kickoff	JAX 25	10	54	0	54	2	GB 21	Field Goal
9	12:01	5:12	6:49	Kickoff	JAX 31	14	42	-5	37	3	GB 32	Field Goal
10	3:17	0:14	3:03	Punt	JAX 37	10	53	-5	48	3	* GB 14	Downs

(306) Average JAX 31

* inside opponent's 20

Time of Possession by Quarter		1st	2nd	3rd	4th	OT	Total
Visitor	Green Bay Packers	5:27	6:59	11:03	5:08		28:37
Home	Jacksonville Jaguars	9:33	8:01	3:57	9:52		31:23
Kickoff Drive No.-Start Average		Packers: 6 - GB 24			Jaguars: 6 - JAX 25		

Green Bay Packers vs Jacksonville Jaguars
9/11/2016 at EverBank Field

Final Defensive Statistics

Green Bay Packers	Regular Defensive Plays											Special Teams					Misc			
	TKL	AST	COMB	SK	/ YDS	TFL	Q	IN	PD	FF	FR	TKL	AST	FF	FR	BL	TKL	AST	FF	FR
M.Burnett	8	1	9	1	8	1	1	0	0	0	0	0	0	0	0	0	0	0	0	0
J.Ryan	6	1	7	0	0	0	0	0	1	0	0	0	0	0	0	0	0	0	0	0
D.Randall	5	0	5	0	0	1	0	0	2	0	0	1	0	0	0	0	0	0	0	0
H.Clinton-Dix	5	0	5	0	0	0	0	0	1	1	0	0	0	0	0	0	0	0	0	0
B.Martinez	4	1	5	0	0	0	0	0	0	0	0	1	0	0	0	0	0	0	0	0
N.Perry	3	0	3	1	2	2	1	0	0	0	0	0	0	0	0	0	0	0	0	0
C.Matthews	3	0	3	1	10	2	1	0	0	0	0	0	0	0	0	0	0	0	0	0
S.Shields	3	0	3	0	0	0	0	0	0	0	0	0	0	0	0	0	0	0	0	0
Q.Rollins	2	0	2	0	0	0	0	0	2	0	0	0	0	0	0	0	0	0	0	0
J.Thomas	2	0	2	0	0	0	0	1	1	0	0	0	0	0	0	0	0	0	0	0
L.Guion	2	0	2	0	0	2	0	0	0	0	0	0	0	0	0	0	0	0	0	0
L.Gunter	2	0	2	0	0	0	0	0	0	0	0	0	0	0	0	0	0	0	0	0
M.Daniels	1	0	1	0	0	1	1	0	0	0	0	0	0	0	0	0	0	0	0	0
M.Hyde	1	0	1	0	0	0	0	0	0	0	1	0	0	0	0	0	0	0	0	0
C.Ringo	1	0	1	0	0	1	0	0	0	0	0	0	0	0	0	0	0	0	0	0
D.Lowry	1	0	1	0	0	0	0	0	0	0	0	0	0	0	0	0	0	0	0	0
K.Clark	0	1	1	0	0	0	0	0	0	0	0	0	0	0	0	0	0	0	0	0
K.Fackrell	0	0	0	0	0	0	0	0	0	0	0	1	0	0	0	0	0	0	0	0
Total	49	4	53	3	20	10	4	1	7	1	1	3	0	0	0	0	0	0	0	0

TKL = Tackle AST = Assist COMB = Combined QH=QB Hit IN = Interception PD = Pass Defense FF = Forced Fumble FR = Fumble Recovery

Jacksonville Jaguars	Regular Defensive Plays											Special Teams					Misc			
	TKL	AST	COMB	SK	/ YDS	TFL	QH	IN	PD	FF	FR	TKL	AST	FF	FR	BL	TKL	AST	FF	FR
J.Cyprien	9	0	9	0	0	0	0	0	0	0	0	0	0	0	0	0	0	0	0	0
T.Smith	6	2	8	0	0	2	0	0	0	0	0	0	0	0	0	0	0	0	0	0
P.Posluszny	4	1	5	0	0	0	0	0	0	0	0	0	0	0	0	0	0	0	0	0
J.Odrick	3	2	5	1	0	0	1	0	0	0	0	0	0	0	0	0	0	0	0	0
T.Gipson	3	0	3	0	0	0	0	0	0	0	0	0	0	0	0	0	0	0	0	0
J.Ramsey	2	1	3	0	0	0	1	0	0	0	0	0	0	0	0	0	0	0	0	0
D.Fowler	2	1	3	0	0	1	0	0	0	0	0	0	0	0	0	0	0	0	0	0
P.Amukamara	2	0	2	0	0	0	0	0	1	0	0	0	0	0	0	0	0	0	0	0
D.House	2	0	2	0	0	0	0	0	0	0	0	0	0	0	0	0	0	0	0	0
Y.Ngakoue	1	1	2	0	0	0	1	0	0	0	0	0	0	0	0	0	0	0	0	0
S.Marks	1	0	1	0	0	0	0	0	0	0	0	0	0	0	0	0	0	0	0	0
D.Skuta	1	0	1	0	0	0	0	0	0	0	0	0	0	0	0	0	0	0	0	0
D.Gratz	1	0	1	0	0	0	0	0	0	0	0	0	0	0	0	0	0	0	0	0
A.Benn	0	0	0	0	0	0	0	0	0	0	0	1	0	0	0	0	0	0	0	0
B.Linder	0	0	0	0	0	0	0	0	0	0	0	0	0	0	0	1	0	1	0	0
D.Robinson	0	0	0	0	0	0	0	0	0	0	0	0	0	0	0	1	0	0	0	0
A.Robinson	0	0	0	0	0	0	0	0	0	0	0	0	0	0	0	0	0	0	0	1
Total	37	8	45	1	0	3	3	0	1	0	0	1	0	0	0	0	2	0	1	1

Play By Play

First Quarter

9/11/2016

GB wins the coin toss and elects to defer. JAX elects to Receive, and GB elects to defend the north goal.

M.Crosby kicks 66 yards from GB 35 to JAX -1. C.Grant to JAX 18 for 19 yards (K.Fackrell).

Jacksonville Jaguars at 15:00, (1st play from scrimmage 14:56)

- 1-10-JAX 18 (14:56) T.Yeldon up the middle to JAX 24 for 6 yards (J.Ryan).
- 2-4-JAX 24 (14:16) (Shotgun) T.Yeldon right guard to JAX 29 for 5 yards (B.Martinez). R1
- 1-10-JAX 29 (13:37) (Shotgun) B.Bortles pass incomplete deep right to A.Robinson.
- 2-10-JAX 29 (13:30) T.Yeldon left guard to JAX 31 for 2 yards (N.Perry).
- 3-8-JAX 31 (12:53) (Shotgun) B.Bortles pass short right intended for M.Lee INTERCEPTED by J.Thomas (Q.Rollins) at JAX 41. J.Thomas to JAX 32 for 9 yards (B.Linder). FUMBLES (B.Linder), recovered by GB-M.Hyde at JAX 29. M.Hyde to JAX 29 for no gain (D.Robinson).

Green Bay Packers at 12:41

- 1-10-JAX 29 (12:41) E.Lacy left end to JAX 31 for -2 yards (D.Fowler).
- 2-12-JAX 31 (12:07) A.Rodgers pass short right to R.Cobb pushed ob at JAX 26 for 5 yards (T.Smith).
- 3-7-JAX 26 (11:29) (Shotgun) A.Rodgers pass short right to R.Cobb to JAX 20 for 6 yards (T.Smith).
- 4-1-JAX 20 (10:51) E.Lacy up the middle to JAX 11 for 9 yards (T.Gipson). R1
- 1-10-JAX 11 (10:33) (No Huddle) A.Rodgers pass incomplete short middle to R.Cobb.
Green Bay challenged the too many players on field ruling, and the play was REVERSED.
(No Huddle) A.Rodgers pass incomplete short middle to R.Cobb.
PENALTY on JAX-D.Fowler, Defensive 12 On-field, 5 yards, enforced at JAX 11 - No Play.
- 1-5-JAX 6 (10:29) (Shotgun) E.Lacy right end to JAX 6 for no gain (J.Odrick; T.Smith).
- 2-5-JAX 6 **(9:45) (Shotgun) A.Rodgers scrambles right end for 6 yards, TOUCHDOWN.** R2
M.Crosby extra point is GOOD, Center-B.Goode, Holder-J.Schum.

GB 7 JAX 0, 6 plays, 29 yards, 1 penalty, 3:05 drive, 5:24 elapsed

M.Crosby kicks 65 yards from GB 35 to end zone, Touchback.

Jacksonville Jaguars at 9:36

- 1-10-JAX 25 (9:36) T.Yeldon right end to JAX 23 for -2 yards (L.Guion).
- 2-12-JAX 23 (9:00) B.Bortles pass incomplete short middle to A.Robinson (D.Randall).
- 3-12-JAX 23 (8:55) (Shotgun) B.Bortles pass incomplete short middle to A.Robinson.
PENALTY on GB-M.Burnett, Defensive Pass Interference, 4 yards, enforced at JAX 23 - No Play. X2
- 1-10-JAX 27 (8:49) (Shotgun) T.Yeldon up the middle to JAX 28 for 1 yard (M.Burnett; D.Randall).
PENALTY on GB-M.Daniels, Defensive Offside, 5 yards, enforced at JAX 27 - No Play.
- 1-5-JAX 32 (8:21) B.Bortles pass short right to J.Thomas pushed ob at JAX 41 for 9 yards (H.Clinton-Dix). P3
- 1-10-JAX 41 (7:52) T.Yeldon up the middle to JAX 39 for -2 yards (L.Guion).
- 2-12-JAX 39 (7:12) (Shotgun) B.Bortles pass short left to M.Lee pushed ob at JAX 49 for 10 yards (H.Clinton-Dix).
- 3-2-JAX 49 (6:43) (Shotgun) B.Bortles sacked at JAX 39 for -10 yards (C.Matthews).
- 4-12-JAX 39 (6:06) B.Nortman punts 58 yards to GB 3, Center-C.Tinker, downed by JAX-P.Thompson.

Green Bay Packers at 5:56

- 1-10-GB 3 (5:56) (Shotgun) E.Lacy up the middle to GB 6 for 3 yards (P.Posluszny).
- 2-7-GB 6 (5:27) (No Huddle, Shotgun) A.Rodgers pass incomplete short left to R.Rodgers.
- 3-7-GB 6 (5:21) (Shotgun) A.Rodgers pass incomplete short left to D.Adams.
- 4-7-GB 6 (5:16) J.Schum punts 56 yards to JAX 38, Center-B.Goode. R.Greene to GB 48 for 14 yards (B.Martinez).

Jacksonville Jaguars at 5:04

- 1-10-GB 48 (5:04) B.Bortles pass short left to M.Lewis pushed ob at GB 11 for 37 yards (D.Randall). P4
Timeout #1 by JAX at 04:22.
- 1-10-GB 11 (4:22) (Shotgun) T.Yeldon up the middle to GB 5 for 6 yards (J.Ryan).
- 2-4-GB 5 **(3:43) (Shotgun) T.Yeldon up the middle for 5 yards, TOUCHDOWN.** R5
J.Myers extra point is GOOD, Center-C.Tinker, Holder-B.Nortman.

GB 7 JAX 7, 3 plays, 48 yards, 1:24 drive, 11:20 elapsed

J.Myers kicks 65 yards from JAX 35 to end zone, Touchback.

Green Bay Packers at 3:40

- 1-10-GB 25 (3:40) J.Starks left end to GB 27 for 2 yards (S.Marks).
- 2-8-GB 27 (3:05) J.Starks up the middle to GB 31 for 4 yards (Y.Ngakoué).
- 3-4-GB 31 (2:27) (Shotgun) A.Rodgers pass incomplete deep left to D.Adams (P.Amukamara).

Green Bay Packers vs Jacksonville Jaguars at EverBank Field

4-4-GB 31 (2:17) J.Schum punts 48 yards to JAX 21, Center-B.Goode, fair catch by R.Greene.

Jacksonville Jaguars at 2:10

1-10-JAX 21 (2:10) (Shotgun) T.Yeldon up the middle to JAX 28 for 7 yards (B.Martinez; K.Clark).

2-3-JAX 28 (1:28) T.Yeldon right end to JAX 21 for -7 yards (C.Matthews).

3-10-JAX 21 (:46) (Shotgun) B.Bortles pass short middle to J.Thomas to JAX 30 for 9 yards (M.Hyde).

4-1-JAX 30 (:09) B.Nortman punts 67 yards to GB 3, Center-C.Tinker, downed by JAX-P.Thompson.

END OF QUARTER

	Score	Time Poss	First Downs				Efficiencies	
			R	P	X	T	3 Down	4 Down
Green Bay Packers	7	5:27	2	0	0	2	0/3	1/1
Jacksonville Jaguars	7	9:33	2	2	1	5	0/3	0/0

Second Quarter

9/11/2016

Play By Play

Green Bay Packers continued.

Green Bay Packers at 15:00

- 1-10-GB 3 (15:00) A.Rodgers pass incomplete short left to J.Nelson.
 2-10-GB 3 (14:56) E.Lacy left end to GB 2 for -1 yards (T.Smith).
 3-11-GB 2 (14:21) (Shotgun) PENALTY on JAX-D.Fowler, Defensive Offside, 5 yards, enforced at GB 2 - No Play.
 3-6-GB 7 (13:56) (Shotgun) A.Rodgers pass incomplete short left to J.Nelson.
 4-6-GB 7 (13:51) J.Schum punts 46 yards to JAX 47, Center-B.Goode, out of bounds.

Jacksonville Jaguars at 13:40

- 1-10-JAX 47 (13:40) PENALTY on JAX-A.Hurns, False Start, 5 yards, enforced at JAX 47 - No Play.
 1-15-JAX 42 (13:40) (Shotgun) T.Yeldon up the middle to JAX 40 for -2 yards (M.Daniels).
 2-17-JAX 40 (13:01) (Shotgun) B.Bortles pass incomplete short right to M.Lee.
 3-17-JAX 40 (12:55) (Shotgun) B.Bortles pass short left to M.Lee to GB 48 for 12 yards (J.Thomas).
 4-5-GB 48 (12:12) (Shotgun) B.Bortles pass short middle to A.Robinson to GB 40 for 8 yards (M.Burnett) P6
1-10-GB 40 (11:47) B.Bortles pass short middle to J.Thomas to GB 26 for 14 yards (M.Burnett) P7
1-10-GB 26 (11:09) (No Huddle) T.Yeldon up the middle to GB 25 for 1 yard (J.Ryan; M.Burnett).
 2-9-GB 25 (10:33) B.Bortles pass short left to A.Hurns pushed ob at GB 17 for 8 yards (S.Shields).
 3-1-GB 17 (10:05) (Shotgun) T.Yeldon up the middle to GB 14 for 3 yards (D.Randall) R8
1-10-GB 14 (9:24) (No Huddle) T.Yeldon up the middle to GB 15 for -1 yards (C.Ringo).
 2-11-GB 15 (8:38) (Shotgun) B.Bortles pass incomplete short left to A.Robinson.
 Timeout #2 by JAX at 08:33.
 3-11-GB 15 (8:33) (Shotgun) B.Bortles pass short middle to T.Yeldon to GB 8 for 7 yards (D.Randall).
 4-4-GB 8 (7:52) J.Myers 26 yard field goal is GOOD, Center-C.Tinker, Holder-B.Nortman.

GB 7 JAX 10, 12 plays, 45 yards, 5:52 drive, 7:12 elapsed
--

J.Myers kicks 65 yards from JAX 35 to end zone, Touchback.

Green Bay Packers at 7:48

- 1-10-GB 25 (7:48) (Shotgun) E.Lacy right end to GB 30 for 5 yards (P.Posluszny).
 2-5-GB 30 (7:16) (No Huddle, Shotgun) R.Cobb up the middle to GB 36 for 6 yards (D.Skuta) R3
1-10-GB 36 (6:49) (No Huddle, Shotgun) E.Lacy up the middle to GB 42 for 6 yards (T.Smith).
 2-4-GB 42 (6:12) (No Huddle, Shotgun) A.Rodgers pass deep left to D.Adams ran ob at JAX 42 for 16 yards. P4
 Timeout #1 by GB at 05:34.
1-10-JAX 42 (5:34) (Shotgun) A.Rodgers pass short left to D.Adams to JAX 37 for 5 yards (J.Ramsey; Y.Ngakoue).
 2-5-JAX 37 (5:00) (No Huddle, Shotgun) A.Rodgers pass short left to J.Nelson to JAX 29 for 8 yards (P.Posluszny) P5
1-10-JAX 29 (4:27) (No Huddle, Shotgun) A.Rodgers pass short right to E.Lacy to JAX 12 for 17 yards (T.Gipson) P6
1-10-JAX 12 (3:46) (No Huddle, Shotgun) A.Rodgers pass short right to J.Nelson to JAX 6 for 6 yards (D.House).
 2-4-JAX 6 (3:14) (No Huddle, Shotgun) A.Rodgers pass short middle to J.Nelson for 6 yards, TOUCHDOWN. P7
 M.Crosby extra point is GOOD, Center-B.Goode, Holder-J.Schum.

GB 14 JAX 10, 9 plays, 75 yards, 4:43 drive, 11:55 elapsed

M.Crosby kicks 65 yards from GB 35 to end zone, Touchback.

Jacksonville Jaguars at 3:05

- 1-10-JAX 25 (3:05) (Shotgun) D.Robinson up the middle to JAX 27 for 2 yards (J.Ryan).
 Timeout #2 by GB at 03:00.
 2-8-JAX 27 (3:00) (Shotgun) B.Bortles pass short left to T.Yeldon to JAX 38 for 11 yards (B.Martinez) P9
 1-10-JAX 38 (2:31) B.Bortles pass short middle to J.Thomas to JAX 48 for 10 yards (M.Burnett) P10

Two-Minute Warning

- 1-10-JAX 48 (2:00) (Shotgun) B.Bortles pass deep right to A.Hurns to GB 22 for 30 yards (Q.Rollins) [M.Daniels] P11
1-10-GB 22 (1:52) (Shotgun) T.Yeldon up the middle to GB 22 for no gain (M.Burnett).
 2-10-GB 22 (1:19) (Shotgun) B.Bortles pass incomplete short middle to A.Hurns (J.Ryan).
 3-10-GB 22 (1:14) (Shotgun) B.Bortles pass deep right to J.Thomas for 22 yards, TOUCHDOWN. P12
 J.Myers extra point is GOOD, Center-C.Tinker, Holder-B.Nortman.

GB 14 JAX 17, 7 plays, 75 yards, 1:56 drive, 13:51 elapsed

Green Bay Packers vs Jacksonville Jaguars at EverBank Field

J.Myers kicks 65 yards from JAX 35 to end zone, Touchback.

Green Bay Packers at 1:09

- 1-10-GB 25 (1:09) (Shotgun) A.Rodgers pass incomplete deep right to J.Cook.
PENALTY on JAX-J.Cyprien, Defensive Pass Interference, 30 yards, enforced at GB 25 - No Play. X8
- 1-10-JAX 45 (1:02) (Shotgun) A.Rodgers pass short middle to J.Starks to JAX 39 for 6 yards (J.Cyprien).
- 2-4-JAX 39 (:42) (No Huddle, Shotgun) A.Rodgers pass short left to R.Cobb to JAX 29 for 10 yards (J.Ramsey). P9
- 1-10-JAX 29 (:28) (No Huddle, Shotgun) A.Rodgers spiked the ball to stop the clock.
- 2-10-JAX 29 (:27) (No Huddle) A.Rodgers pass incomplete deep left to J.Cook.
- 3-10-JAX 29 (:20) (Shotgun) **A.Rodgers pass deep middle to D.Adams for 29 yards, TOUCHDOWN [J.Ramsey].** P10
Penalty on JAX-D.House, Defensive Pass Interference, declined.
M.Crosby extra point is GOOD, Center-B.Goode, Holder-J.Schum.

GB 21 JAX 17, 5 plays, 75 yards, 1 penalty, 0:56 drive, 14:47 elapsed

M.Crosby kicks 65 yards from GB 35 to end zone, Touchback.

Jacksonville Jaguars at 0:13

- 1-10-JAX 25 (:13) B.Bortles kneels to JAX 24 for -1 yards.

END OF QUARTER

	Score	Time Poss	First Downs				Efficiencies	
			R	P	X	T	3 Down	4 Down
Green Bay Packers	21	6:59	1	6	1	8	1/2	0/0
Jacksonville Jaguars	17	8:01	1	6	0	7	2/4	1/1

Third Quarter

9/11/2016

Play By Play

GB elects to Receive, and JAX elects to defend the North goal.

J.Myers kicks 65 yards from JAX 35 to end zone, Touchback.

Green Bay Packers at 15:00

1-10-GB 25	(15:00) <i>PENALTY on GB-A.Rodgers, Delay of Game, 5 yards, enforced at GB 25 - No Play.</i>	
1-15-GB 20	(15:00) (Shotgun) E.Lacy up the middle to GB 26 for 6 yards (P.Posluszny; T.Smith).	
2-9-GB 26	(14:32) (No Huddle, Shotgun) A.Rodgers pass short left to J.Nelson to GB 29 for 3 yards (J.Cyprien).	
3-6-GB 29	(13:58) (No Huddle, Shotgun) A.Rodgers pass short right to J.Nelson to GB 37 for 8 yards (D.House).	P11
<u>1-10-GB 37</u>	(13:22) (No Huddle) A.Rodgers pass incomplete short right to E.Lacy.	
2-10-GB 37	(13:16) (Shotgun) A.Rodgers pass incomplete deep left to D.Adams [Y.Ngakoue].	
3-10-GB 37	(13:08) (Shotgun) A.Rodgers pass deep middle to R.Cobb to JAX 31 for 32 yards (J.Cyprien).	P12
<u>1-10-JAX 31</u>	(12:21) (No Huddle, Shotgun) J.Starks up the middle to JAX 30 for 1 yard (J.Cyprien).	
2-9-JAX 30	(11:44) (Shotgun) A.Rodgers pass incomplete short left to R.Cobb.	
3-9-JAX 30	(11:40) (Shotgun) A.Rodgers pass deep left to R.Rodgers to JAX 8 for 22 yards (J.Cyprien).	P13
<u>1-8-JAX 8</u>	(11:20) (No Huddle, Shotgun) A.Rodgers pass short right to J.Nelson to JAX 7 for 1 yard (D.Gratz).	
2-7-JAX 7	(10:46) (Shotgun) A.Rodgers pass incomplete short left to D.Adams.	
3-7-JAX 7	(10:40) (Shotgun) A.Rodgers pass short left to R.Cobb to JAX 7 for no gain (P.Amukamara). GB-R.Cobb was injured during the play.	
4-7-JAX 7	(10:14) M.Crosby 25 yard field goal is GOOD, Center-B.Goode, Holder-J.Schum.	

GB 24 JAX 17, 13 plays, 68 yards, 4:48 drive, 4:48 elapsed

M.Crosby kicks 65 yards from GB 35 to end zone, Touchback.

Jacksonville Jaguars at 10:12

1-10-JAX 25	(10:12) (Shotgun) B.Bortles left end to JAX 28 for 3 yards (J.Ryan).	
2-7-JAX 28	(9:33) B.Bortles pass incomplete short middle to T.Yeldon.	
3-7-JAX 28	(9:29) (Shotgun) B.Bortles pass deep middle to A.Hurns ran ob at GB 34 for 38 yards (H.Clinton-Dix).	P13
<u>1-10-GB 34</u>	(8:54) (Shotgun) T.Yeldon up the middle to GB 31 for 3 yards (J.Ryan).	
2-7-GB 31	(8:18) T.Yeldon up the middle to GB 26 for 5 yards (B.Martinez).	
3-2-GB 26	(7:41) (Shotgun) D.Robinson up the middle to GB 24 for 2 yards (C.Matthews).	R14
<u>1-10-GB 24</u>	(7:09) (Shotgun) D.Robinson left end to GB 21 for 3 yards (B.Martinez).	
2-7-GB 21	(6:30) B.Bortles pass incomplete deep left to A.Robinson.	
3-7-GB 21	(6:24) (Shotgun) B.Bortles pass incomplete short left to A.Robinson.	
4-7-GB 21	(6:19) J.Myers 39 yard field goal is GOOD, Center-C.Tinker, Holder-B.Nortman.	

GB 24 JAX 20, 10 plays, 54 yards, 3:57 drive, 8:45 elapsed

J.Myers kicks 65 yards from JAX 35 to end zone, Touchback.

Green Bay Packers at 6:15

1-10-GB 25	(6:15) A.Rodgers sacked at GB 25 for 0 yards (J.Odrick).	
2-10-GB 25	(5:35) (Shotgun) A.Rodgers pass short left to J.Cook to GB 32 for 7 yards (J.Ramsey).	
3-3-GB 32	(5:00) (Shotgun) A.Rodgers pass short left to R.Cobb to GB 41 for 9 yards (P.Posluszny).	
	<i>Penalty on GB-R.Cobb, Face Mask (15 Yards), offsetting, enforced at GB 32 - No Play.</i>	
	<i>Penalty on JAX-M.Jackson, Unnecessary Roughness, offsetting.</i>	
3-3-GB 32	(4:26) (Shotgun) A.Rodgers pass short left to R.Cobb to GB 36 for 4 yards (T.Gipson).	P14
<u>1-10-GB 36</u>	(3:41) (Shotgun) R.Cobb left end to GB 37 for 1 yard (J.Odrick).	
2-9-GB 37	(3:01) (Shotgun) A.Rodgers pass short left to J.Abbrederis to GB 45 for 8 yards (P.Amukamara).	
3-1-GB 45	(2:24) A.Rodgers up the middle to GB 48 for 3 yards (J.Odrick).	R15
<u>1-10-GB 48</u>	(1:45) (Shotgun) A.Rodgers pass incomplete short left to R.Rodgers.	
2-10-GB 48	(1:36) A.Rodgers pass incomplete deep middle to T.Montgomery.	
	<i>PENALTY on JAX-P.Amukamara, Defensive Holding, 4 yards, enforced at GB 48 - No Play.</i>	X16
<u>1-10-JAX 48</u>	(1:28) E.Lacy up the middle to JAX 45 for 3 yards (D.Fowler).	
2-7-JAX 45	(:56) E.Lacy right end to JAX 17 for 28 yards (J.Cyprien).	R17
	Timeout #1 by JAX at 00:19.	
<u>1-10-JAX 17</u>	(:19) E.Lacy up the middle to JAX 15 for 2 yards (J.Cyprien).	

Green Bay Packers vs Jacksonville Jaguars at EverBank Field

END OF QUARTER

	Score	Time Poss	First Downs				Efficiencies	
			R	P	X	T	3 Down	4 Down
Green Bay Packers	24	11:03	2	4	1	7	5/6	0/0
Jacksonville Jaguars	20	3:57	1	1	0	2	2/3	0/0

Fourth Quarter

9/11/2016

Play By Play

Green Bay Packers continued.

- 2-8-JAX 15 (15:00) A.Rodgers pass incomplete short left to R.Cobb.
 3-8-JAX 15 (15:00) (Shotgun) PENALTY on JAX-M.Jackson, Neutral Zone Infraction, 5 yards, enforced at JAX 15 - No Play.
 3-3-JAX 10 (14:54) (Shotgun) R.Cobb right guard to JAX 6 for 4 yards (P.Posluszny). R18
1-6-JAX 6 (14:12) (Shotgun) E.Lacy up the middle to JAX 3 for 3 yards (J.Cyprien).
 2-3-JAX 3 (13:31) (Shotgun) E.Lacy up the middle to JAX 2 for 1 yard (J.Cyprien).
 3-2-JAX 2 (12:47) (Shotgun) J.Starks up the middle to JAX 2 for no gain (J.Odrick; D.Fowler).
 4-2-JAX 2 (12:04) **M.Crosby 20 yard field goal is GOOD, Center-B.Goode, Holder-J.Schum.**

GB 27 JAX 20, 16 plays, 73 yards, 2 penalties, 9:14 drive, 2:59 elapsed
--

M.Crosby kicks 66 yards from GB 35 to JAX -1. C.Grant pushed ob at JAX 31 for 32 yards (D.Randall).

Jacksonville Jaguars at 12:01, (1st play from scrimmage 11:52)

- 1-10-JAX 31 (11:52) B.Bortles sacked at JAX 23 for -8 yards (M.Burnett).
 2-18-JAX 23 (11:10) (Shotgun) B.Bortles pass short left to A.Robinson pushed ob at JAX 45 for 22 yards (M.Burnett). P15
1-10-JAX 45 (10:45) T.Yeldon left guard to GB 49 for 6 yards (D.Lowry).
 2-4-GB 49 (10:10) T.Yeldon right end to GB 47 for 2 yards (M.Burnett).
 3-2-GB 47 (9:29) (Shotgun) T.Yeldon up the middle to GB 49 for -2 yards (N.Perry).
 4-4-GB 49 (8:45) (Shotgun) B.Bortles pass short right to A.Robinson to GB 45 for 4 yards (D.Randall). P16
1-10-GB 45 (8:17) (Shotgun) B.Bortles pass incomplete deep right to A.Robinson (D.Randall).
 Timeout #2 by JAX at 08:11.
 2-10-GB 45 (8:11) (Shotgun) B.Bortles pass incomplete short right to T.Yeldon.
 3-10-GB 45 (8:07) (Shotgun) B.Bortles pass short left to A.Robinson to GB 38 for 7 yards (S.Shields).
 Timeout #3 by JAX at 07:29.
 4-3-GB 38 (7:29) (Shotgun) B.Bortles pass short middle to A.Robinson to GB 29 for 9 yards (L.Gunter). P17
1-10-GB 29 (6:50) (No Huddle) T.Yeldon up the middle to GB 25 for 4 yards (J.Ryan).
 2-6-GB 25 (6:07) (Shotgun) B.Bortles pass incomplete deep middle to A.Robinson (H.Clinton-Dix).
 3-6-GB 25 (6:02) (Shotgun) PENALTY on JAX-B.Bortles, Delay of Game, 5 yards, enforced at GB 25 - No Play.
 3-11-GB 30 (6:02) (Shotgun) B.Bortles sacked at GB 32 for -2 yards (N.Perry).
 4-13-GB 32 (5:17) **J.Myers 50 yard field goal is GOOD, Center-C.Tinker, Holder-B.Nortman.**

GB 27 JAX 23, 14 plays, 37 yards, 6:49 drive, 9:48 elapsed

J.Myers kicks 61 yards from JAX 35 to GB 4. T.Montgomery pushed ob at GB 18 for 14 yards (A.Benn).

Green Bay Packers at 5:12, (1st play from scrimmage 5:05)

- 1-10-GB 18 (5:05) (Shotgun) A.Rodgers scrambles left end to GB 26 for 8 yards (T.Smith).
 2-2-GB 26 (4:13) (Shotgun) E.Lacy left end to GB 24 for -2 yards (T.Smith).
 Timeout #1 by GB at 03:28.
 3-4-GB 24 (3:28) PENALTY on GB-A.Rodgers, Delay of Game, 5 yards, enforced at GB 24 - No Play.
 3-9-GB 19 (3:28) (Shotgun) A.Rodgers pass incomplete short left to J.Nelson.
 4-9-GB 19 (3:23) J.Schum punts 34 yards to JAX 47, Center-B.Goode, out of bounds.
 PENALTY on JAX-J.Ramsey, Offensive Holding, 10 yards, enforced at JAX 47.

Jacksonville Jaguars at 3:17

- 1-10-JAX 37 (3:17) (Shotgun) B.Bortles pass short middle to M.Lewis to JAX 48 for 11 yards (L.Gunter). P18
1-10-JAX 48 (2:39) T.Yeldon left end to JAX 48 for no gain (S.Shields).
 2-10-JAX 48 (2:14) B.Bortles pass incomplete deep left to A.Robinson.
 Timeout #2 by GB at 02:08.
 3-10-JAX 48 (2:08) (Shotgun) B.Bortles pass short left to T.Yeldon to GB 46 for 6 yards (J.Thomas).

Two-Minute Warning

- 4-4-GB 46 (2:00) (Shotgun) B.Bortles scrambles up the middle to GB 39 for 7 yards (D.Randall).
 PENALTY on JAX-L.Joeckel, Offensive Holding, 10 yards, enforced at GB 46 - No Play.
 4-14-JAX 44 (1:53) (Shotgun) B.Bortles pass deep middle intended for J.Thomas INTERCEPTED by H.Clinton-Dix at GB 35. H.Clinton-Dix to 50 for 15 yards.
 PENALTY on GB-M.Burnett, Defensive Holding, 5 yards, enforced at JAX 44 - No Play. X19
1-10-JAX 49 (1:43) B.Bortles pass short middle to T.Yeldon to GB 45 for 6 yards (M.Burnett).

Green Bay Packers vs Jacksonville Jaguars at EverBank Field

- 2-4-GB 45 (1:15) (Shotgun) B.Bortles pass deep middle to A.Robinson to GB 23 for 22 yards (H.Clinton-Dix). FUMBLES (H.Clinton-Dix), and recovers at GB 23. A.Robinson to GB 23 for no gain (H.Clinton-Dix). P20
- 1-10-GB 23 (:52) B.Bortles pass incomplete deep left to A.Robinson (Q.Rollins).
- 2-10-GB 23 (:47) (Shotgun) B.Bortles pass short middle to R.Greene to GB 14 for 9 yards (Q.Rollins).
- 3-1-GB 14 (:27) (Shotgun) B.Bortles pass incomplete short middle to R.Greene.
Timeout #3 by GB at 00:23.
- 4-1-GB 14 (:23) (Shotgun) B.Bortles pass short right to A.Hurns to GB 15 for -1 yards (D.Randall).

Green Bay Packers at 0:14

- 1-10-GB 15 (:14) A.Rodgers kneels to GB 14 for -1 yards.

END OF QUARTER

	Score	Time Poss	First Downs				Efficiencies	
			R	P	X	T	3 Down	4 Down
Green Bay Packers	27	5:08	1	0	0	1	1/3	0/0
Jacksonville Jaguars	23	9:52	0	5	1	6	0/5	2/3

Miscellaneous Statistics Report

Green Bay Packers vs Jacksonville Jaguars

9/11/2016 at EverBank Field

Ten Longest Plays for Green Bay Packers

Yards	Qtr	Play Start	Play Description
32	3	3-10-GB 37	(13:08) (Shotgun) A.Rodgers pass deep middle to R.Cobb to JAX 31 for 32 yards (J.Cyprien).
29	2	3-10-JAX 29	(:20) (Shotgun) A.Rodgers pass deep middle to D.Adams for 29 yards, TOUCHDOWN [J.Ramsey]. Penalty on JAX-D.House, Defensive Pass Interference, declined.
28	3	2-7-JAX 45	(:56) E.Lacy right end to JAX 17 for 28 yards (J.Cyprien).
22	3	3-9-JAX 30	(11:40) (Shotgun) A.Rodgers pass deep left to R.Rodgers to JAX 8 for 22 yards (J.Cyprien).
17	2	1-10-JAX 29	(4:27) (No Huddle, Shotgun) A.Rodgers pass short right to E.Lacy to JAX 12 for 17 yards (T.Gipson).
16	2	2-4-GB 42	(6:12) (No Huddle, Shotgun) A.Rodgers pass deep left to D.Adams ran ob at JAX 42 for 16 yards.
10	2	2-4-JAX 39	(:42) (No Huddle, Shotgun) A.Rodgers pass short left to R.Cobb to JAX 29 for 10 yards (J.Ramsey).
9	1	4-1-JAX 20	(10:51) E.Lacy up the middle to JAX 11 for 9 yards (T.Gipson).
8	2	2-5-JAX 37	(5:00) (No Huddle, Shotgun) A.Rodgers pass short left to J.Nelson to JAX 29 for 8 yards (P.Posluszny).
8	3	3-6-GB 29	(13:58) (No Huddle, Shotgun) A.Rodgers pass short right to J.Nelson to GB 37 for 8 yards (D.House).

Ten Longest Plays for Jacksonville Jaguars

Yards	Qtr	Play Start	Play Description
38	3	3-7-JAX 28	(9:29) (Shotgun) B.Bortles pass deep middle to A.Hurns ran ob at GB 34 for 38 yards (H.Clinton-Dix).
37	1	1-10-GB 48	(5:04) B.Bortles pass short left to M.Lewis pushed ob at GB 11 for 37 yards (D.Randall).
30	2	1-10-JAX 48	(2:00) (Shotgun) B.Bortles pass deep right to A.Hurns to GB 22 for 30 yards (Q.Rollins) [M.Daniels].
22	2	3-10-GB 22	(1:14) (Shotgun) B.Bortles pass deep right to J.Thomas for 22 yards, TOUCHDOWN.
22	4	2-18-JAX 23	(11:10) (Shotgun) B.Bortles pass short left to A.Robinson pushed ob at JAX 45 for 22 yards (M.Burnett).
22	4	2-4-GB 45	(1:15) (Shotgun) B.Bortles pass deep middle to A.Robinson to GB 23 for 22 yards (H.Clinton-Dix). FUMBLES (H.Clinton-Dix),
14	2	1-10-GB 40	(11:47) B.Bortles pass short middle to J.Thomas to GB 26 for 14 yards (M.Burnett).
12	2	3-17-JAX 40	(12:55) (Shotgun) B.Bortles pass short left to M.Lee to GB 48 for 12 yards (J.Thomas).
11	2	2-8-JAX 27	(3:00) (Shotgun) B.Bortles pass short left to T.Yeldon to JAX 38 for 11 yards (B.Martinez).
11	4	1-10-JAX 37	(3:17) (Shotgun) B.Bortles pass short middle to M.Lewis to JAX 48 for 11 yards (L.Gunter).

Touchdown Scoring Information

		Offense	Defense	Special Teams
VISITOR	Green Bay Packers	3	0	0
HOME	Jacksonville Jaguars	2	0	0

Player Scoring Information

Club	Player	TD	Rush TD	Rec TD	KO TD	Punt TD	Int TD	Fum TD	Misc TD	FG	XP	2Pt Rush	2Pt Rec	Sfty	Points
GB	M.Crosby	0	0	0	0	0	0	0	0	2	3	0	0	0	9
GB	A.Rodgers	0	1	0	0	0	0	0	0	0	0	0	0	0	6
GB	J.Nelson	0	0	1	0	0	0	0	0	0	0	0	0	0	6
GB	D.Adams	0	0	1	0	0	0	0	0	0	0	0	0	0	6
JAX	J.Myers	0	0	0	0	0	0	0	0	3	2	0	0	0	11
JAX	T.Yeldon	0	1	0	0	0	0	0	0	0	0	0	0	0	6
JAX	J.Thomas	0	0	1	0	0	0	0	0	0	0	0	0	0	6

Possession Detail

	First Half		Second Half		Game	
	Visitor	Home	Visitor	Home	Visitor	Home
Largest Lead	7	3	7	0	7	3
Drives Leading	1	0	4	0	5	0
Time of Possession Leading	0:52	0:00	16:11	0:00	17:03	0:00
Largest Deficit	-3	-7	0	-7	-3	-7
Drives Trailing	2	4	0	3	2	7
Time of Possession Trailing	5:39	7:13	0:00	13:49	5:39	21:02
Times Score Tied Up		1		0		1
Lead Changes		5		0		5

Playtime Percentage

Percent of playtime per player on offense, defense and special teams

Green Bay Packers

Jacksonville Jaguars

		Offense	Defense	Special Teams				Offense	Defense	Special Teams			
L Taylor	G	64	100%		5	18%	J Parnell	T	72	100%	5	18%	
B Bulaga	T	64	100%		5	18%	K Beachum	T	72	100%	5	18%	
T Lang	G	64	100%		4	14%	L Joeckel	T	72	100%	5	18%	
D Bakhtiari	T	64	100%		1	4%	B Linder	G	72	100%	5	18%	
J Tretter	C	64	100%				A Cann	G	72	100%	5	18%	
A Rodgers	QB	64	100%				B Bortles	QB	72	100%			
R Cobb	WR	62	97%				A Robinson	WR	68	94%			
D Adams	WR	59	92%				T Yeldon	RB	63	88%			
J Nelson	WR	54	84%				A Hurns	WR	62	86%			
E Lacy	RB	36	56%				J Thomas	TE	56	78%			
J Cook	TE	33	52%		5	18%	M Lewis	TE	37	51%			
R Rodgers	TE	25	39%		11	39%	M Lee	WR	36	50%			
J Starks	RB	18	28%		6	21%	R Greene	WR	24	33%	4	14%	
J Abbrederis	WR	14	22%		11	39%	D Robinson	RB	8	11%			
T Montgomery	WR	11	17%		14	50%	B Koyack	TE	6	8%	8	29%	
A Ripkowski	FB	8	12%		18	64%	T Gipson	FS		64	100%	11	39%
H Clinton-Dix	FS		72	100%	5	18%	J Cyprien	SS		64	100%	5	18%
M Burnett	SS		72	100%	5	18%	P Posluszny	LB		64	100%	5	18%
D Randall	CB		68	94%	13	46%	D House	CB		64	100%	4	14%
S Shields	CB		62	86%	7	25%	P Amukamara	CB		64	100%		
C Matthews	LB		53	74%	5	18%	T Smith	LB		64	100%		
N Perry	LB		52	72%	5	18%	J Ramsey	CB		61	95%	9	32%
B Martinez	LB		47	65%	4	14%	Y Ngakoué	DE		51	80%	2	7%
Q Rollins	CB		47	65%	3	11%	D Fowler	DE		48	75%		
J Ryan	LB		43	60%	10	36%	M Jackson	DT		39	61%	5	18%
M Daniels	DT		43	60%	5	18%	J Odrick	DE		38	59%	5	18%
D Jones	LB		40	56%	5	18%	S Marks	DT		29	45%	5	18%
L Guion	NT		39	54%	5	18%	R Miller	DT		21	33%		
M Hyde	FS		32	44%	17	61%	D Skuta	LB		19	30%	11	39%
J Peppers	LB		29	40%	5	18%	S Day	DT		7	11%	1	4%
J Thomas	LB		25	35%	18	64%	A Jones	DT		5	8%	17	61%
L Gunter	CB		24	33%	12	43%	D Gratz	CB		3	5%	14	50%
C Ringo	DT		12	17%			A Brown	LB			23	82%	
K Brice	S		9	12%	18	64%	P Thompson	CB			18	64%	
K Clark	DT		9	12%	5	18%	A Benn	WR			18	64%	
K Fackrell	LB		7	10%	18	64%	H Pullard	LB			18	64%	
D Lowry	DE		7	10%			N Sterling	WR			18	64%	
J Janis	WR				12	43%	C Grant	RB			17	61%	
M Crosby	K				11	39%	M Jack	LB			12	43%	
B Goode	LS				9	32%	J Wilson	SS			12	43%	
J Schum	P				9	32%	T Shatley	G			11	39%	
M Evans	SS				6	21%	J Myers	K			11	39%	
J Perillo	TE				6	21%	C Tinker	LS			7	25%	
D Barclay	T				5	18%	B Nortman	P			7	25%	
J Spriggs	T				5	18%							

