



PACKERS WEEKLY MEDIA INFORMATION PACKET

DETROIT LIONS **vs** GREEN BAY PACKERS

SUNDAY, SEPTEMBER 25, 2016 @ 12 NOON CDT • LAMBEAU FIELD





THE DOPE SHEET

OFFICIAL PROGRAM AND PUBLICATION, ACME-PACKERS FOOTBALL TEAM.

Packers Public Relations • Lambeau Field Atrium • 1265 Lombardi Avenue • Green Bay, WI 54304 • 920/569-7500 • 920/569-7201 fax
Jason Wahlers, Aaron Popkey, Sarah Quick, Tom Fanning, Nathan LoCascio, Katie Hermsen

VOL. XVIII; NO. 10

WEEK 3

GREEN BAY (1-1) VS. DETROIT (1-1)

Sunday, Sept. 25 • Lambeau Field • 12 p.m. CDT

PACKERS FACE THE LIONS IN HOME OPENER

The Green Bay Packers return to Lambeau Field for the home opener against the Detroit Lions. It is the first time since the strike-shortened season of 1982 that the Packers have not played a game in Green Bay until Week 3.



- ▶ The Packers are playing their first home game in over a month, having played the last four games (two preseason/ two regular season) on the road. Green Bay opened the regular season with two away games for the first time since 1924.
- ▶ On Sunday, Green Bay will be playing the first of four consecutive home games over the next five weeks (bye in Week 4). It is the first time the Packers have played four consecutive home games during a single regular season since 1963 (Games 1-4).
- ▶ This is the first time since 2008 (Week 1 vs. Minnesota and Week 2 at Detroit) that Green Bay has played against division opponents in two of the first three games.
- ▶ Week 3 is the earliest Detroit has visited Green Bay since the Lions played at Lambeau Field in Week 2 in 2003, a 31-6 Packers win.
- ▶ Green Bay has won the last three games against Detroit at home in the month of September (1998, 2001, 2003) by a combined 66 points (97-31).
- ▶ The Packers and Lions have split the season series each of the last three years.
- ▶ Last season, the two matchups between Green Bay and Detroit were decided by a total of six points. It was the lowest combined point differential in the regular-season series between the two since 2010 (six points).
- ▶ The Packers have won 24 of the last 25 games against Detroit in Wisconsin, including a '94 playoff game.
- ▶ The rivalry actually kicked off in 1930 at City Stadium in Green Bay, a 47-13 Packers win. Two seasons later, the teams began a yearly series. Sunday marks meeting No. 174 in the all-time series (including playoffs).
- ▶ The Packers lead the regular-season series 96-68-7 (.582) and have won both postseason contests the two have played. Green Bay's 96 wins over the Lions are the most the Packers have against any team.
- ▶ Green Bay has a 16-4 mark (.800) against the Lions under Head Coach **Mike McCarthy**.
- ▶ Of the 16 wins over Detroit, nine have been decided by 10 points or more, including four by more than 20 points.
- ▶ The Packers have won 17 of the last 21 against Detroit and 25 of the last 31 in the series.
- ▶ QB **Aaron Rodgers** has led the Packers to 11 wins in 14 games against the Lions, completing 288 of 433 passes for 3,553 yards, 26 touchdowns and six interceptions with a passer rating of 105.9.
- ▶ Rodgers has recorded a 100-plus passer rating nine times against Detroit, including in five of seven games played at home.
- ▶ Green Bay will be on the bye next week. It is the second time in four years that the Packers will have a bye in Week 4 (2013).

WITH THE CALL

FOX Sports, now in its 23rd season as an NFL network television partner, will broadcast the game to a regional audience.

- ▶ Play-by-play man **Thom Brennaman** joins analyst **Charles Davis** and sideline reporter **Peter Schragar**.
- ▶ Milwaukee's WTMJ (620 AM), airing Green Bay games since November 1929, heads up the Packers Radio Network that is made up of 50 stations in five states. **Wayne Larrivee** (play-by-play) and two-time Packers Pro Bowler **Larry McCarren** (analyst) call the action. McCarren first joined the team's broadcasts in 1995 and enters his 22nd season calling Packers games. After originally being paired together in 1999, McCarren and Larrivee enter their 18th season of broadcasts together.
- ▶ Westwood One Sports will air the game on radio across the country. **Sam Rosen** (play-by-play) and **Ross Tucker** (analyst) will call the action, with **Scott Graham** hosting the pregame and halftime shows.
- ▶ The broadcast is also available on Sirius Satellite Radio (WTMJ feed) as part of the network's NFL Sunday Drive.
- ▶ DIRECTV subscribers can watch the game on channel 711.



REGULAR SEASON

Date	Opponent	Time (CT)	TV
Sun., Sept. 11	at Jacksonville Jaguars	7:25 p.m.	W, 27-23 63,179
Sun., Sept. 18	at Minnesota Vikings	7:25 p.m.	L, 14-17 66,813
Sun., Sept. 25	DETROIT LIONS	12 p.m.	FOX
Sun., Oct. 2	BYE		
Sun., Oct. 9	NEW YORK GIANTS (Gold Pkg.)	*7:30 p.m.	NBC
Sun., Oct. 16	DALLAS COWBOYS	*3:25 p.m.	FOX
Thu., Oct. 20	CHICAGO BEARS	7:25 p.m.	CBS/NFL/Twitter
Sun., Oct. 30	at Atlanta Falcons	*12 p.m.	FOX
Sun., Nov. 6	INDIANAPOLIS COLTS (Gold Pkg.)	*3:25 p.m.	CBS
Sun., Nov. 13	at Tennessee Titans	*12 p.m.	FOX
Sun., Nov. 20	at Washington Redskins	*7:30 p.m.	NBC
Mon., Nov. 28	at Philadelphia Eagles	7:30 p.m.	ESPN
Sun., Dec. 4	HOUSTON TEXANS	*12 p.m.	CBS
Sun., Dec. 11	SEATTLE SEAHAWKS	*3:25 p.m.	FOX
Sun., Dec. 18	at Chicago Bears	*12 p.m.	FOX
Sat., Dec. 24	MINNESOTA VIKINGS	12 p.m.	FOX
Sun., Jan. 1	at Detroit Lions	*12 p.m.	FOX

*—Start time and broadcast may shift due to NFL flexible scheduling

NFL POSTSEASON DATES

- Jan. 7-8..... AFC and NFC Wild Card Playoffs
- Jan. 14-15..... AFC and NFC Divisional Playoffs
- Jan. 22..... AFC and NFC Championship Games
- Jan. 29..... Pro Bowl, Aloha Stadium, Honolulu, Hawaii
- Feb. 5..... Super Bowl LI, NRG Stadium, Houston, Texas





PACKERS VS. LIONS - WEEK 3

DEFENSIVE STRENGTH

Afer being a key reason why the Packers won 10 games and made the playoffs last season, Green Bay's defense continues to impress.

- ▶ In two games, the Packers defense has given up 78 rushing yards on 48 attempts, No. 1 in the NFL:

Team	Rushing Yards Allowed
1. Green Bay	78
2. Pittsburgh	101
3. Seattle	128
4. N.Y. Giants	142
5. N.Y. Jets	143
6. Minnesota	147

- ▶ Green Bay ranks No. 1 in the NFL in yards per carry allowed:

Team	Yard Per Carry Allowed
1. Green Bay	1.63
2. Seattle	2.84
3. Tampa Bay	3.00
4. Buffalo	3.22
5. Minnesota	3.27

- ▶ Green Bay's defense allowed 48 yards rushing on 26 carries (1.85 avg.) in Week 1 at Jacksonville. It was the first time the Jaguars rushed for 48 or fewer yards on 25-plus attempts since Nov. 14, 1999 (vs. Baltimore, 47 yards on 26 attempts).
- ▶ The 1.85 yards-per-carry average against Jacksonville was the eighth lowest and the 1.36 yards-per-carry average at Minnesota was the lowest by a Green Bay opponent (min. 20 attempts) dating back to 1970.

Opponent	Yards Per Carry Allowed
1. Minnesota, 9/18/16	1.36
2. Cleveland, 10/19/86	1.45
3. Miami, 9/22/91	1.48
4t. Philadelphia, 11/5/78	1.70
4t. San Francisco, 11/4/90	1.70
6. Detroit, 11/15/15	1.73
7. Buffalo, 12/22/02	1.79
8. Jacksonville, 9/11/16	1.85

STAT OF THE WEEK

- ▶ Green Bay limited Vikings RB Adrian Peterson to 19 yards on 12 carries (1.6 avg.), tied for the second-fewest yards (19 yards on 13 carries, 1.5, at Arizona, Dec. 6, 2009) he has gained in a game with 10-plus carries in his career (three rushes for 14 yards, 0.2 avg., at San Francisco, Dec. 9, 2007).

- ▶ Peterson's 1.6 yards-per-carry average was the fourth lowest in his career in a game he carried the ball 10-plus times.

Correction from the Elias Sports Bureau on last week's stat of the week on DT **Kenny Clark. The correct note is that he became the youngest player to appear in a season opener for the Packers since Arnie Herber (age 20) in 1930.

- ▶ According to STATS, 78 yards rushing is the fewest given up by a Packers defense in the first two games of a season, dating back to 1950.

Season	Rushing Yards In First Two Games
1. 2016	78
2. 1996	118
3. 2001	127
4. 1998	135
5. 1962	145

- ▶ According to STATS, 1.63 yards per carry is the lowest allowed by Green Bay in the first two games of a season, dating back to 1950.

Season	Yards Per Carry In First Two Games
1. 2016	1.63
2. 1991	2.56
3. 1953	2.57
4. 2006	2.71
5. 1958	2.71

- ▶ Green Bay is **tied for No. 4 in the NFL** in sacks this season:

Team	Sacks
1. Houston	9
2t. Denver	8
2t. Seattle	8
4t. Green Bay	7
4t. Minnesota	7
4t. N.Y. Jets	7
7. Philadelphia	6

- ▶ Below are a few other rankings for the Packers defense:

- Goal-to-go percentage (T-1st, 0.0%)
- Third-down percentage (4th, 27.59%)
- Sacks per pass attempts (6th, 10.00%)
- Points per game (T-10th, 20.0)
- Yards per play (10th, 5.06)
- Yards per game (11th, 316.0)

- ▶ The Packers have recorded three-plus sacks in each of the first two games. Dating back to 2015, the Packers are **tied for No. 2 in the NFL** in three-plus sack games:

Team	Games With Three-Plus Sacks
1. Denver	13
2t. Green Bay	10
2t. New England	10
2t. Houston	10
5t. Five teams	9

PACKERS VS. LIONS - WEEK 3

HOME SWEET HOME

Green Bay has a long tradition of playing well at Lambeau Field. The Packers will play their next four and five of the next six games at home.

► Since the start of 2014, Green Bay ranks **No. 3 in the NFL** in winning percentage at home:

Team	Record At Home (Since 2014)	Pct.
1. Denver	16-2	.889
2. New England	15-2	.882
3. Green Bay	13-3	.813
4. Arizona	14-4	.778
5t. Four teams	13-4	.765

► Under Head Coach **Mike McCarthy**, Green Bay is 59-20-1 at home during the regular season. The Packers' .744 winning percentage ranks **No. 2 in the NFL** over that span:

Team	Record At Home (Since 2006)	Pct.
1. New England	70-11	.864
2. Green Bay	59-20-1	.744
3. Baltimore	60-21	.741
4. Pittsburgh	59-22	.728
5. Indianapolis	58-23	.716

► Green Bay has finished with a .500 or better record at home in nine seasons under McCarthy:

Season	Home Record
2015	5-3
2014	8-0
2013	4-3-1
2012	7-1
2011	8-0
2010	7-1
2009	6-2
2008	4-4
2007	7-1
2006	3-5

► The Packers rank **No. 2 in the NFL** in point differential at home since the start of the 2014 season:

Team	Point Differential At Home (Since 2014)
1. New England	plus-248
2. Green Bay	plus-204
3. Pittsburgh	plus-161
4. Denver	plus-157
5. Seattle	plus-142

► In 2014, Green Bay's plus-155 point differential at home was the highest in franchise history (dating back to 1940), eclipsing the plus-151 in 1996.

► Under McCarthy, Green Bay has scored 30-plus points at home during the regular season 36 times, winning 34 of those contests. The Packers' 36 home games with at least 30 points are **No. 3 in the league** since 2006:

Team	30-Plus Point Home Games (Since 2006)
1. New England	43
2. New Orleans	40
3. Green Bay	36
4t. Dallas	33
4t. San Diego	33

► QB **Aaron Rodgers** is among the league leaders in a few passing categories at home since he became the starter in 2008 (min. 536 att.):

Player	Passer Rating At Home (Since 2008)
1. Aaron Rodgers, GB	110.2
2. Drew Brees, NO	110.0
3. Russell Wilson, SEA	103.0
4. Tom Brady, NE	102.4

Player	Passer TDs At Home (Since 2008)
1. Drew Brees, NO	185
2. Aaron Rodgers, GB	139
3. Philip Rivers, SD	123
4. Tom Brady, NE	121

Player	25-Plus Yard Comp. At Home (Since 2008)
1. Drew Brees, NO	162
2. Eli Manning, NYG	152
3. Aaron Rodgers, GB	149
4. Ben Roethlisberger, PIT	135

Player	TD Percentage Home (Since 2008)
1. Drew Brees, NO	7.2
2. Aaron Rodgers, GB	7.1
3. Russell Wilson, SEA	6.4
4. Tony Romo, DAL	5.9

► Rodgers threw 24 touchdowns with zero interceptions on 240 attempts in 2014, joining Patriots QB Tom Brady (241 attempts in 2003) as the only QBs in NFL history to throw 200-plus passes at home in a single regular season with no interceptions.

► Rodgers owns the top three single-season passer ratings at home in NFL history:

Player	Passer Rating At Home
1. Aaron Rodgers, GB, 2014	133.2
2. Aaron Rodgers, GB, 2011	128.5
3. Aaron Rodgers, GB, 2013	126.4
4. Drew Brees, NO, 2013	126.3
5. Russell Wilson, SEA, 2012	123.6



PACKERS VS. LIONS - WEEK 3

DIVISIONAL DRIVE

The Packers have a 43-17-1 (.713) overall regular-season record against NFC North opponents under Head Coach **Mike McCarthy**, a divisional mark that ranks **No. 3 in the NFL** since 2006:

Team	Div. W-L Record	Pct.
1. New England	47-14-0	.770
2. Indianapolis	44-16-0	.733
3. Green Bay	43-17-1	.713
4. Pittsburgh	40-21-0	.656
5. Denver	37-23-0	.617
6. Baltimore	37-24-0	.607

- ▶ In the Packers' 61 divisional games under McCarthy, they have registered a plus-34 turnover differential (**No. 2 in the NFL**).
- ▶ Green Bay ranks **No. 2 in the NFL** since 2006 in point differential against division opponents:

Team	Point Differential (Since 2006)
1. New England	plus-605
2. Green Bay	plus-422
3. Seattle	plus-404
4. Pittsburgh	plus-327
5. San Diego	plus-285

- ▶ Green Bay has held NFC North foes to 20 points or less in 37 of those contests, including in five of the last seven, and to 10 points or less in 13 of the games, ranking in the top five in the NFL in both categories:

Team	20 Points or Less Allowed
1. Pittsburgh	45
2. Seattle	41
3. San Francisco	40
4. Baltimore	39
5. Green Bay	37

Team	10 Points or Less Allowed
1. Seattle	21
2. Pittsburgh	19
3. New England	16
4. Baltimore	15
5t. Green Bay	13
5t. Cincinnati	13
5t. Denver	13

- ▶ The Packers gave up 17 points against Minnesota in Week 2. Last season, Green Bay gave up 19.0 points per game in divisional contests last season, ranking **No. 2 in the NFC** and **No. 7 in the NFL**:

Team	Points Per Game Allowed (2015)
1. Houston	12.5
2. Kansas City	14.5
3. Cincinnati	16.0
4. Pittsburgh	16.7
5. Denver	16.8
6. Carolina	18.8
7. Green Bay	19.0

- ▶ Green Bay has scored 30-plus points in 22 divisional games since 2006. The Packers' 22 games with 30-plus points against division opponents since 2006 rank **No. 3 in the NFL**:

Team	30-Point Games vs. Division
1. New England	27
2. New Orleans	23
3. Green Bay	22
4. Philadelphia	21
5t. Indianapolis	20
5t. New York Giants	20

- ▶ The Packers have won 22 of 30 NFC North games with one tie at home under McCarthy, which ranks **No. 3 in the NFL** since 2006:

Team	Home Div. Record	Pct.
1. New England	27-4-0	.871
2. Indianapolis	25-5-0	.833
3. Green Bay	22-7-1	.750
4. Seattle	22-8-0	.733
5. Pittsburgh	22-9-0	.710
6. Baltimore	21-9-0	.700

- ▶ Green Bay's 37-34 loss at Minnesota in Week 17 of the 2012 season snapped the Packers' 12-game winning streak in regular-season NFC North games, which was the longest divisional winning streak in team history since the league went to a divisional format in 1967:

Seasons	Divisional Winning Streak
1. 2010-2012	12
2t. 1996-97, 2001-02	8
4. 1997-98	7

- ▶ Green Bay posted a winning record in divisional games in the first nine seasons under McCarthy (2006-14). The only other team in the league to accomplish that feat during that time span was the New England Patriots.
- ▶ The streak of nine straight seasons with a winning record in divisional games is also a franchise record, topping the previous mark of five straight from 2000-04.
- ▶ Among active players, Packers QB **Aaron Rodgers** leads the NFL in passer rating and passing touchdowns against division opponents since the start of the 2008 season (min. 429 pass att.):

Player	Passer Rating vs. Division (Since 2008)
1. Aaron Rodgers, GB	107.9
2. Tom Brady, NE	94.9
3. Drew Brees, NO	94.3

Player	Passing TDs vs. Division (Since 2008)
1. Aaron Rodgers, GB	96
2. Drew Brees, NO	95
3. Eli Manning, NYG	86



THE DOPE ON THIS WEEK'S OPPONENT:

Packers vs. Lions:

All-time, Regular season:
96-68-7

All-time, Postseason:
2-0

All-time, in Green Bay:
44-20-3

Strengths: The Packers and Lions split last season's games, which saw Detroit win its first game in Green Bay since 1991 (Green Bay is 37-13 against the Lions since '91).

Last meeting, regular season:
Dec. 3, 2015; Packers won, 27-23, Ford Field



COACHES CAPSULES

Mike McCarthy: 113-63-1, .641 (incl. 8-7 postseason); 11th NFL season

Jim Caldwell: 47-40-0, .540 (incl. 2-3 postseason); 6th NFL season

Head to Head: Tied 2-2

vs. Opponent: McCarthy 16-4 vs. Lions; Caldwell 2-2 vs. Packers

MIKE MCCARTHY...Is in his 11th year as the Packers' 14th head coach.

- ▶ Joined Vince Lombardi and Mike Holmgren as the only coaches to guide the Packers to a Super Bowl title with a win over Pittsburgh in Super Bowl XLV.
- ▶ Led the Packers to their seventh consecutive playoff appearance last season, joining New England as the only two NFL teams to do so over that span. Has also led the team to eight playoff appearances in the last nine years (2007, 2009-15).
- ▶ Guided the Packers to top-10 finishes in scoring in eight straight seasons (2007-14), joining the Patriots as the only other team to accomplish the feat over that time; Packers finished first overall in scoring in 2014.
- ▶ His .651 winning percentage during the regular season (105-56-1) ranks No. 3 among active NFL head coaches (min. 50 games).
- ▶ Had 104 regular-season wins in his first 10 seasons as a head coach, ranking No. 3 in NFL history.

JIM CALDWELL...Is in his third year as the Lions' 23rd head coach.

- ▶ Coached Indianapolis to 14 wins and an appearance in Super Bowl XLIV in his first season as head coach (2009).
- ▶ Despite his offensive background, improved Detroit's overall defense from No. 16 to second in the NFL after one season.
- ▶ As Baltimore's offensive coordinator, coached Ravens QB Joe Flacco to become the second QB in NFL history to throw 11 TDs and 0 INTs en route to a Super Bowl title in a postseason (Montana, 1989).
- ▶ Led the Lions' passing offense to top-15 rankings in each of his first two seasons at the helm.
- ▶ Became the first coach in franchise history to win 11 games in his first year since 1931 when the team was the Portsmouth Spartans.

THE PACKERS-LIONS SERIES

- ▶ Green Bay won 29 of the first 38 matchups in the series before the Lions' 11 straight wins over a five-year span.
- ▶ The first playoff matchup was in the Wild Card round of the 1993 season, which saw QB Brett Favre find WR Sterling Sharpe for a game-winning 40-yard score with less than a minute to go, marking the first playoff win for the Packers in more than 10 years.
- ▶ The Packers' victories in the 1993 and '94 postseasons began Detroit's seven-game, 24-year drought without a playoff victory.
- ▶ Detroit last swept a season series against Green Bay in 1991.

NOTABLE CONNECTIONS

Packers LB Nick Perry is from Detroit...Packers G T.J. Lang is from Birmingham, Mich., and attended Eastern Michigan...Green Bay WR Jeff Janis played at Saginaw Valley State and grew up in Tawas City, Mich. ...Detroit head coach Jim Caldwell was inducted into the Beloit (Wis.) Memorial High School Hall of Fame in 2011...Caldwell was also inducted into the Wisconsin Football Coaches Hall of Fame in 2013...The Beloit school district dedicated the James Caldwell Gymnasium at Fran Fruzen Intermediate School in May of 2016...Lions LB DeAndre Levy went to Vincent High in Milwaukee, Wis., and played at Wisconsin from 2005-08... Green Bay LB Jake Ryan played at Michigan from 2011-14 and was teammates with Detroit C Graham Glasgow (2012-14)...Packers defensive front assistant Jerry Montgomery (2011-12) coached for the Wolverines...Green Bay defensive line coach Mike Trgovac played and was a graduate assistant at Michigan...Green Bay running backs coach Ben Sirmans coached from 2005-06 at Michigan State...Packers wide receivers coach Luke Getsy coached at Western Michigan in 2013...Lions DT Khyri Thornton originally was a third-round pick (85th overall) of the Packers in 2014...Packers vice president of football administration/player finance Russ Ball (1995-98), head coach Mike McCarthy (1995-98), associate head coach/offense Tom Clements (2000) and special teams coordinator Ron Zook (1999) worked with Lions senior coaching advisor Gunther Cunningham in Kansas City... Cunningham coached Green Bay associate head coach/linebackers Winston Moss when he played linebacker for the Los Angeles Raiders from 1991-93...Clements (2002-03) and Packers secondary-safeties coach Darren Perry (2003-06) worked with Detroit defensive assistant/defensive ends coach Matt Raich in Pittsburgh...Detroit defensive coordinator Teryl Austin coached in Seattle from 2003-04 when Packers executive vice president, general manager & director of football operations Ted Thompson was the Seahawks' vice president of football operations...Lions defensive backs/safeties coach Alan Williams coached Packers DT Letroy Guion in Minnesota from 2012-13...Lions defensive backs/cornerbacks coach Tony Oden (2004-05) and special teams coordinator Joe Marciano (2002-05) coached in Houston when Packers defensive coordinator Dom Capers was the Texans' head coach...Capers and Marciano coached in New Orleans from 1986-91...Green Bay tight ends coach Brian Angelichio worked in Tampa Bay with Oden (2013) and Lions linebackers coach Bill Sheridan (2012-13)...Angelichio coached in Cleveland with Lions quality control/offensive line coach Michael McCarthy in 2015...Lions running backs coach David Walker coached at Pittsburgh with Angelichio (2006-10) and Getsy (2010)...Detroit T Riley Reiff played with Packers DB Micah Hyde and DT Mike Daniels from 2009-11, T Bryan Bulaga in 2009, and was coached by assistant offensive line coach David Raih from 2010-11 at Iowa...Zook coached Detroit S Tavon Wilson at Illinois from 2008-11...Lions CB Nevin Lawson played at Utah State with Packers S Marwin Evans (2013) and LB Kyler Fackrell (2012-13)...Green Bay CB LaDarius Gunter played with Lions CB Thurston Armbrister were coached by Detroit tight ends coach Al Golden at Miami from 2012-14...Packers WR Jordy Nelson was coached at Kansas State by Lions assistant head coach/offensive line Ron Prince (2006-07) and tight ends coach Devin Fitzsimmons (2007)...Prince was Colorado's passing game coordinator in 2010 when he coached Green Bay T David Bakhtiari...Lions quarterbacks coach Brian Callahan coached Bakhtiari at Junipero Serra High (San Mateo, Calif.) in 2008.

LAST MEETING, REGULAR SEASON

Dec. 12, 2015, Ford Field, Packers won, 27-23

- ▶ QB Matthew Stafford led Detroit to a 17-0 first-quarter lead, completing 8-of-9 passes (88.9 percent) for 73 yards and two TDs (140.0 passer rating).
- ▶ Green Bay was down 20 points in the third quarter when WR Randall Cobb recovered a fumble in the end zone for a TD.
- ▶ QB Aaron Rodgers put the Packers within striking distance after running for a 17-yard TD with three minutes left in the fourth quarter.
- ▶ TE Richard Rodgers capped off his career night with a 61-yard game-winning Hail-Mary TD in front of Detroit defenders to finish with eight receptions for 146 yards (18.3 avg.) and one TD.



PACKERS VS. LIONS - WEEK 3

AT THE HELM

Having led Green Bay to the playoffs in eight of his first 10 seasons as head coach, **Mike McCarthy** is joined by Vince Lombardi and Mike Holmgren as the only coaches to guide the Packers to a Super Bowl win with a victory over Pittsburgh in Super Bowl XLV.

► McCarthy guided the Packers to a franchise-record fourth consecutive division title in 2014.

► With a win at Tampa Bay in Week 16 of the 2014 season, McCarthy passed Lombardi for the No. 2 spot in team history as far as overall victories:

<u>Coach</u>	<u>Overall Wins</u>
1. Curly Lambeau, 1921-49	212
2. Mike McCarthy, 2006-16	113
3. Vince Lombardi, 1959-67	98
4. Mike Holmgren, 1992-98	84

► The 113 overall wins are the most in the NFC and tied for the second most in the NFL since 2006 (NE 138 and IND 113). McCarthy reached 100 career wins (including playoffs) in just his 155th game. He was the fastest to reach 100 wins in the NFL since George Seifert in 1996 (132 games).

► McCarthy's 104 regular season wins in his first 10 years as a head coach rank No. 3 in NFL history:

<u>Coach</u>	<u>Wins In First 10 Regular Seasons</u>
1. George Seifert, SF	113
2. Don Shula, BAL/MIA	105
3. Mike McCarthy, GB	104

► McCarthy recorded his third regular season with 12-plus wins in 2014 (2007, 2011), passing Curly Lambeau (1929, 1931), Lombardi (1962, 1966), Holmgren (1996-97) and Mike Sherman (2001-02) for the most by a coach in franchise history.

► McCarthy has guided the Packers to five seasons with 11-plus wins (2007, 2009, 2011-12, 2014), passing Lombardi (1961-63, 1966) and Holmgren (1995-98) for the **most by a coach in franchise history**.

► McCarthy's seven regular seasons with 10-plus wins are a franchise record (since 1921).

► McCarthy joined Pittsburgh's Bill Cowher (2005) as the only Super Bowl-winning coaches to lead their respective teams to three road wins as the No. 6 seed in the postseason en route to a world title.

► Including playoffs, McCarthy has a 113-63-1 record since taking over as head coach in 2006, a .641 winning percentage that ranks **No. 2 among current NFL head coaches** (minimum 75 games):

<u>Coach</u>	<u>Winning Pct.</u>
1. Bill Belichick, CLE/NE	.670 (248-122)
2. Mike McCarthy, GB	.641 (113-63-1)
3. Mike Tomlin, PIT	.637 (100-57)

► McCarthy coached in his 134th game in Week 13 at Detroit in 2013 (including playoffs), moving him past Bart Starr for No. 2 in team history:

<u>Coach</u>	<u>Overall Games</u>
1. Curly Lambeau, 1921-49	339
2. Mike McCarthy, 2006-16	177
3. Bart Starr, 1975-83	133

► In the Week 6 victory over the San Diego Chargers in 2015, McCarthy earned the 100th regular-season win of his career in just his 150th game, making him the seventh-fastest coach in NFL history and the fastest current NFL coach to reach the 100-win plateau:

<u>Coach (Current)</u>	<u>Games Needed For 100 Regular-Season Wins</u>
1. Mike McCarthy, GB	150
2. Andy Reid, PHI/KC	164
3. Bill Belichick, CLE/NE	177
4. John Fox, CAR/DEN	182

► Since McCarthy took over in 2006, the Packers rank **No. 2 in the NFL** in regular-season winning percentage:

<u>Team</u>	<u>Winning Pct.</u>
1. New England	.778 (126-36)
2. Green Bay	.651 (105-56-1)
3. Indianapolis	.642 (104-58)

WINNING WAYS

With a win in Week 15 at Chicago in 2012, Green Bay posted its fourth straight 10-win season, tying a franchise record that was done three other times in club annals (1929-32, 1995-98, 2001-04).

► A victory vs. Tennessee in Week 16 brought the Packers' win total to 47 from 2009-12, which ranks second in franchise history for a four-year period:

<u>Seasons</u>	<u>Regular-Season Wins</u>
1. 1995-98	48
2. 2009-12	47
3. 1994-97	46

► Green Bay's six 10-win regular seasons since 2009 are No. 2 in the NFL behind New England's seven.

► A look at the top regular-season win totals in the league since 2009:

<u>Team</u>	<u>Regular-Season Wins (Since 2009)</u>
1. New England	87
2. Green Bay	78
3t. Denver	72
3t. Pittsburgh	72
5. New Orleans	69

► The Packers are the only NFC team and one of two teams in the league (New England) to make the playoffs each of the past seven seasons (2009-15).

► Including playoffs, the Packers have won 85 games since 2009, which ranks **No. 2 in the league** over that span:

<u>Team</u>	<u>Total Wins (Since 2009)</u>
1. New England	95
2. Green Bay	85
3t. Baltimore	76
3t. Denver	76
5. New Orleans	74

SEPTEMBER STARTS

Under Head Coach **Mike McCarthy**, Green Bay has been one of the most successful teams in the league early in the season.

- ▶ The Packers opened the 2016 season with a 27-23 victory at Jacksonville. It was Green Bay's 55th win in a road opener, further extending the top mark in NFL history.
- ▶ In 2015, Green Bay went 3-0 in September, marking the third time under McCarthy that the Packers finished the month undefeated (4-0 in 2007 and 3-0 in 2011).
- ▶ The Packers finished the month of September among the NFL's best in 2015:
 - Passer rating (1st, 135.4)
 - Passing touchdowns (1st, 10)
 - Turnovers (T-1st, 1)
 - Passing plays of 25-plus yards (3rd, 9)
 - Points per game (4th, 32.0)
 - Rushes of 10-plus yards (T-4th, 12)
 - Completion percentage (5th, 73.6)
 - Touchdowns scored (T-5th, 11)
 - Rushing yards per game (9th, 127.7)
- ▶ Since McCarthy took over in 2006, the Packers have a 23-13 (.639) mark in the month of September. Green Bay's 23 wins are **tied for No. 1 in the NFC and tied for No. 4 in the NFL**:

Team	September Wins (2006-16)
1. New England	26
2. Denver	25
3. Baltimore	24
4t. Green Bay	23
4t. Dallas	23
6. Arizona	22

- ▶ In the month of September under McCarthy (2006-16), the Packers rank at or near the top of the NFL in the following offensive categories:
 - Passer rating (1st, 101.1)
 - Passing touchdowns (1st, 75)
 - Touchdowns (1st, 111)
 - Touchdown/interception ratio (2nd, 3.75, 75/20)
 - Points per game (2nd, 26.1)
 - Completion percentage (3rd, 65.5)
 - Completions (4th, 845)
- ▶ In 2015, QB **Aaron Rodgers** recorded a passer rating of 135.4 in the month of September. Dating back to 1970, it ranks **No. 5 among NFL quarterbacks** in the month of September (min. 40 pass attempts).
- ▶ Since 2008, Rodgers is one of three active quarterbacks in the NFL with a passer rating of 100-plus in the month of September (min. 150 att.).

Quarterback	Passer Rating in Sept.
1. Aaron Rodgers, GB	103.3
2. Drew Brees, NO	101.8
3. Philip Rivers, SD	101.4

- ▶ Since becoming a full-time starter in 2008, Rodgers ranks in the top five in the month of September among active quarterbacks in numerous passing categories:

Passing Category	Total	Rank
Touchdown/Interception Ratio	4.00	1
Passing Touchdowns	60	2t
Interception Percentage	1.5	2
Touchdown Percentage	6.0	2
Passing Yards	7,654	5
25-plus-yard pass plays	61	5

BREAKING DOWN THE ROSTER

The Packers have a 52-man roster that is composed of 24 offensive players, 25 defensive players and three specialists.

- ▶ Of the 52 players on the roster, 47 began their pro careers with the Packers (90.4 percent) and 35 of them (67.3 percent) were draft picks of the Packers. Dating back to 2009, Green Bay has selected nine players in the first round, seven of which are still on the team.
- ▶ Green Bay has 14 players on the roster that began their careers as undrafted free agents, with 12 of those originally signed by Green Bay.
- ▶ Four 2016 undrafted rookie free agents are currently on the roster (S Kentrell Brice, QB Joe Callahan, S Marwin Evans, CB Josh Hawkins).
- ▶ 38.5 percent of the players (20 of 52) on Green Bay's roster entered the league as a sixth-round or seventh-round pick or as an undrafted player.
- ▶ The Packers have five players on the roster that played in the NFL prior to the 2009 season. Three of those players were draft picks of the Packers (QB Aaron Rodgers, K Mason Crosby and WR Jordy Nelson) and two (Rodgers, Nelson) have made at least one Pro Bowl.
- ▶ Only 20 of the 52 players on the roster (38.5 percent) were selected in the first three rounds of the draft, with 18 being drafted by the Packers.
- ▶ Of the 52 players on the roster, 42 of them (80.8 percent) are 28 years old or younger (as of Sept. 20) and 24 players (46.2 percent) are 24 years old or younger.

GREEN BAY'S ROSTER ...

BY AGE (as of Sept. 20)

20-24	24 players
25-28	18 players
29-32	9 players
33-plus	1 players

BY EXPERIENCE

R-1	12 players
2-3	17 players
4-5	9 players
6-9	11 players
10-plus	3 players

BY DRAFT ROUND

1st	9 players
2nd/3rd	11 players
4th/5th	12 players
6th/7th	6 players
Undrafted	14 players



PACKERS VS. LIONS - WEEK 3

QUICK OUT OF THE GATE

Green Bay started games fast during the 2015 regular season, scoring touchdowns in the first quarter in nine games. They continued that with a touchdown in the first quarter of both games this season.

- ▶ The Packers are **tied for No. 3 in the NFL** in first-quarter touchdowns this season.

Team	First-Quarter Touchdowns (2016)
1t. Cleveland	3
1t. New England	3
3t. Green Bay	2
3t. Carolina	2
3t. Detroit	2
3t. San Diego	2

- ▶ The Packers scored 13 touchdowns in the first quarter in 2015, **tied for No. 2 in the NFL** (Washington, 13 / New Orleans, 16).
- ▶ Early last season, the Packers wrapped up a streak of scoring in the first quarter in 22 straight regular-season games, an NFL record (Game 1 of 2014 - Game 6 of 2015). The next longest was 17 by the Chicago Bears (1983-84) and Pittsburgh Steelers (2004-05).
- ▶ Since the start of the 2015 regular season, Green Bay has averaged 6.7 points in the first quarter, **No. 2 in the NFL**.

Team	Points Per Game/First Quarter (Since 2015)
1. New Orleans	6.9
2. Green Bay	6.7
3t. Carolina	6.3
3t. New England	6.3
5. Washington	6.0

- ▶ Green Bay scored points in the first quarter in 12 games during the regular season, **tied for No. 4 in the NFL** in 2015 and **tied for No. 2 among Packers teams since 2000**:

Year	Games Scoring Points in the First Quarter
1. 2014	16
2t. 2015	12
2t. 2011	12
2t. 2009	12

- ▶ The Packers had a plus-61 first-quarter point differential during the 2015 regular season, **No. 1 in the NFL**:

Team	First-Quarter Point Differential (2015)
1. Green Bay	plus-61
2t. Cincinnati	plus-53
2t. New England	plus-53
2t. New Orleans	plus-53
5. Detroit	plus-49

- ▶ Dating back to 2014, the Packers have outscored their opponents, 161-30, in the first quarter at Lambeau Field.
- ▶ The Packers scored 106 points in the first quarter during the 2015 regular season, **No. 5 by Green Bay teams since 1990**.

- ▶ Rodgers has thrown 41 touchdowns and three interceptions in the first half since the start of the 2014 regular season.
- ▶ Since 2014, Rodgers ranks in the top five in the NFL in a few first-half passing categories:

Player	First-Half Passer Rating
1. Kirk Cousins, WAS	106.1
2. Aaron Rodgers, GB	105.8
3. Drew Brees, NO	103.2
4. Tom Brady, NE	102.5
5. Eli Manning, NYG	99.6

Player	First-Half Passing Touchdowns
1. Aaron Rodgers, GB	41
2. Tom Brady, NE	37
3. Eli Manning, NYG	36
4. Drew Brees, NO	33
5t. Philip Rivers, SD	32
5t. Matthew Stafford, DET	32

Player	First-Half TD/INT Ratio
1. Aaron Rodgers, GB	10.25
2. Tom Brady, NE	6.17
3t. Kirk Cousins, WAS	3.67
3t. Marcus Mariota, TEN	3.67
5. Drew Brees, NO	3.30

- ▶ Green Bay's 151 first-quarter points during the 2014 regular season were the **most in the NFL in a single season** dating back to 1991.
- ▶ Dating back to 2006, the Packers have recorded three of the top six single-season first-half point totals in the NFL:

Team	First-Half Points
1. New England, 2007	333
2. Green Bay, 2014	310
3. New England, 2012	290
4. Denver, 2013	288
5. Green Bay, 2011	286
6. Green Bay, 2009	269

- ▶ Dating back to 1991, Rodgers' owns four of the top six single-season marks for passing touchdowns during the first quarter for the Packers:

Player	Passing Touchdowns
1. Aaron Rodgers, 2011	11
2t. Aaron Rodgers, 2014	10
2t. Brett Favre, 1998	10
2t. Brett Favre, 1995	10
5t. Aaron Rodgers, 2015	9
5t. Aaron Rodgers, 2012	9

TAKING HIS PLACE AMONG THE GAME'S BEST

QB **Aaron Rodgers** surpassed the 1,500-attempt plateau for his career in 2010, the benchmark to qualify for passer rating in the NFL record book.

▶ Rodgers ranks **No. 1 in NFL history** in career passer rating:

<u>Quarterback</u>	<u>Career Passer Rating</u>
1. Aaron Rodgers, GB	103.8
2. Russell Wilson, SEA	100.9
3. Tony Romo, DAL	97.1
4. Steve Young, TB/SF	96.8
5. Peyton Manning, IND/DEN	96.5

▶ In 121 career regular-season starts, Rodgers has eclipsed the century mark in passer rating 66 times and recorded 43 games of 300-plus yards.

▶ Rodgers went over the 30,000-yard passing mark for his career in 2015 in Week 6 vs. San Diego. He reached the mark on his 3,652nd attempt, the fewest attempts needed in NFL history, as he bested the previous record held by QB Johnny Unitas (3,695 attempts).

▶ Rodgers reached the mark in his 116th career game, the fourth fewest in NFL history.

▶ Rodgers reached 250 touchdown passes in Week 12 of 2015. He did in his 121st career game, surpassing MIA QB Dan Marino (128) for the NFL record.

▶ Where Rodgers ranks among active NFL quarterbacks **since he took over as the starter in 2008** (min. 1,000 attempts):

<u>Quarterback</u>	<u>Passing Yards (Since 2008)</u>
1. Drew Brees, NO	40,400
2. Philip Rivers, SD	35,222
3. Matt Ryan, ATL	33,487
4. Eli Manning, NYG	33,377
5. Aaron Rodgers, GB	32,482
<u>Quarterback</u>	<u>Passing TDs (Since 2008)</u>
1. Drew Brees, NO	299
2. Aaron Rodgers, GB	259
3. Philip Rivers, SD	242
<u>Quarterback</u>	<u>Passer Rating (Since 2008)</u>
1. Aaron Rodgers, GB	104.2
2. Russell Wilson, SEA	100.9
3. Drew Brees, NO	100.7
<u>Quarterback</u>	<u>Yards/Attempt (Since 2008)</u>
1. Aaron Rodgers, GB	8.00
2. Russell Wilson, SEA	7.99
3. Philip Rivers, SD	7.92
<u>Quarterback</u>	<u>INT Percentage (Since 2008)</u>
1. Tom Brady, NE	1.5
2. Aaron Rodgers, GB	1.6
3. Alex Smith, SF/KC	1.8
<u>Quarterback</u>	<u>25-Yard Passes (Since 2008)</u>
1. Drew Brees, NO	303
2. Aaron Rodgers, GB	287
3. Eli Manning, NYG	266
4. Philip Rivers, SD	264
<u>Quarterback</u>	<u>Rushing TDs (Since 2008)</u>
1. Cam Newton, CAR	44
2. Aaron Rodgers, GB	23
3. Michael Vick, PHI/NYJ/PIT	15
4. Andy Dalton, CIN	14

▶ Rodgers opened the 2016 season with a two-touchdown, zero-interception performance at Jacksonville. He finished the 2015 regular season **No. 2 in the NFL** with seven games with two-plus touchdown passes and zero INTs (New England QB Tom Brady, nine).

▶ Rodgers also rushed for a touchdown in Week 1, marking his 11th game with two-plus passing touchdowns and one-plus rushing touchdowns since 2008, which tied for No. among NFL QBs over that span behind Cam Newton.

▶ Rodgers reached 30 passing touchdowns (31) during the 2015 regular season for the fifth time in his career. He ranks second in team history behind Brett Favre's eight. Rodgers' five 30-plus passing touchdown seasons since 2009 are tied for the second most in the NFL over that time span (NE Tom Brady and IND/DEN Peyton Manning, five / NO Drew Brees, seven).

▶ Dating back to 1921, Rodgers is tied for the most regular seasons with 30-plus touchdowns and less than 10 interceptions (according to pro-football-reference.com):

<u>Player</u>	<u>Seasons With 30-Plus TD Passes/Less Than 10 INTs</u>
1t. Aaron Rodgers, GB	5
1t. Tom Brady, NE	5
3t. Six players	1

▶ Rodgers owns three of the top four single-season totals in touchdown passes in franchise history:

<u>Player</u>	<u>TD Passes</u>
1. Aaron Rodgers, 2011	45
2t. Aaron Rodgers, 2012	39
2t. Brett Favre, 1996	39
4t. Aaron Rodgers, 2014	38
4t. Brett Favre, 1995	38

▶ A look at where Rodgers ranks in the NFL in several categories **since 2014** (min. 600 attempts):

<u>Quarterback</u>	<u>Passer Rating (Since 2014)</u>
1. Tony Romo, DAL	105.9
2. Carson Palmer, ARI	102.9
3. Russell Wilson, SEA	101.1
4. Aaron Rodgers, GB	100.8

<u>Quarterback</u>	<u>TD Passes (Since 2014)</u>
1. Aaron Rodgers, GB	72
2. Drew Brees, NO	70
3. Tom Brady, NE	69

<u>Quarterback</u>	<u>TD/INT Ratio (Since 2014)</u>
1. Aaron Rodgers, GB	5.14 (72/14)
2. Tom Brady, NE	4.31 (69/16)
3. Carson Palmer, ARI	3.64 (51/14)

<u>Quarterback</u>	<u>TD Percentage (Since 2014)</u>
1. Tony Romo, DAL	7.0
2. Aaron Rodgers, GB	6.2

CLAY FINDS HIS WAY TO THE BALL

LB **Clay Matthews** continues to make an impact on opposing offenses.

- ▶ For the third time in his career, Matthews has recorded at least one sack in each of the first two games of the season (2010, '12).
- ▶ In 2015, Matthews was selected to his sixth Pro Bowl and first as an inside linebacker after recording 6.5 sacks (second on the team), 14 QB hits (No. 1 on the team), and a career high 84 tackles (No. 2 on the team). He was also one of three players (Micah Hyde, Sam Shields) on the team to have an interception and a fumble recovery.
- ▶ It was the seventh consecutive season he recorded six or more sacks, **tied for the most** six-plus-sack seasons in the NFL since 2009:

Player	Six-Plus-Sack Seasons (Since 2009)
1t. Clay Matthews, GB	7
1t. Julius Peppers, CAR/CHI/GB	7
1t. DeMarcus Ware, DAL/DEN	7
1t. Tamba Hali, KC	7
5t. Five players	6

- ▶ Dating back to 2010, Matthews (2010, 2011, 2014) and teammate LB **Julius Peppers** (2010, 2013, 2014) are the only players in the NFL to register at least one interception, one forced fumble and five sacks in three separate seasons.
- ▶ From Week 8 of 2014 to now, Matthews is **tied for No. 6 in the NFL** in sacks over that span (18.0).
- ▶ Matthews and Peppers are the only active players in the NFL with five-plus interceptions and 45-plus sacks since 2009. Matthews has six interceptions and 69.5 sacks and Peppers has seven interceptions and 67.0 sacks.
- ▶ Matthews' 69.5 sacks since entering the NFL in 2009 are **No. 5 among active players in the league** over that span:

Player	Sacks (Since 2009)
1. DeMarcus Ware, DEN	83.0
2. J.J. Watt, HOU	76.0
3t. Elvis Dumervil, DEN/BAL	70.0
3t. Cameron Wake, MIA	70.0
5. Clay Matthews, GB	69.5
6. Tamba Hali, KC	68.5
7. Julius Peppers, CAR/CHI/GB	67.0
8. Mario Williams, HOU/BUF/MIA	66.5

- ▶ Matthews is **tied for No. 1 in team history** in 10-sack seasons and is **No. 4** in two-sack games:

Player	10-Sack Seasons
1t. Clay Matthews, 2009-10, 2012, 2014	4
1t. Reggie White, 1993, 1995, 1997-98	4
1t. Kabeer Gbaja-Biamila, 2001-04	4

Player	Two-Sack Games
1. Reggie White, 1993-98	16
2. Kabeer Gbaja-Biamila, 2000-08	15
3. Tim Harris, 1986-90	14
4. Clay Matthews, 2009-16	13

- ▶ Matthews is **No. 2 in team history** with 69.5 career sacks (games played in parentheses):

Player	Career Sacks
1. Kabeer Gbaja-Biamila, 2000-08	74.5 (124)
2. Clay Matthews, 2009-16	69.5 (103)
3. Reggie White, 1993-98	68.5 (95)

STILL MAKING AN IMPACT

Packers LB **Julius Peppers** has continued to show that age is just a number. He has 1.5 sacks through two games this season.

- ▶ Last season (10.5) marked his ninth season with 10-plus sacks, which tied John Randle for the fourth-most 10-sack seasons since 1982 (Bruce Smith, 13 / Reggie White, 12 / Kevin Greene, 10).
- ▶ Peppers recorded a half sack or more in nine 2015 regular-season games, which **tied for the fifth most in the NFL**.

Player	Games With 0.5 Sacks
1. Ezekiel Ansah, DET	11
2t. Geno Atkins, CIN	10
2t. Von Miller, DEN	10
2t. J.J. Watt, HOU	10
5t. Julius Peppers, GB, three others	9

- ▶ Dating back to the 2014 season, he has 17.5 sacks in the last 24 games (including playoffs).
- ▶ Peppers ranks **No. 1 among active players** in career sacks during the regular season:

Player	Career Sacks
1. Julius Peppers (CAR/CHI/GB)	137.5
2. DeMarcus Ware (DAL/DEN)	136.5
3. Dwight Freeney (IND/SD/ARI)	119.5
4. Robert Mathis (IND)	118.0

- ▶ Peppers is tied with Richard Dent and John Randle for **No. 7 in NFL history** with 137.5 career sacks (since 1982).
- ▶ Peppers recorded a sack and forced fumble on Detroit QB Matthew Stafford in Week 13 last season. According to STATS LLC, he ranks **No. 5 in the NFL** in forced fumbles since 1994:

Player	Career Forced Fumbles
1t. John Abraham (NYJ/ATL/ARI)	48
1t. Jason Taylor (MIA/WAS/NYJ)	48
3t. Dwight Freeney (IND/SD/ARI)	47
3t. Robert Mathis (IND)	47
5. Julius Peppers (CAR/CHI/GB)	45

- ▶ Peppers is the first player in NFL history with 100 career sacks and four interception returns for touchdowns. In 2014, he became the first linebacker in Packers' history to post two interception returns for touchdowns in the same season.
- ▶ Peppers is the **only player in NFL history** to register at least 10 interceptions and 100.0 sacks (since 1982):

Player	Career INTs	Career Sacks
1. Julius Peppers	11	137.5
2. Lawrence Taylor	9	132.5



PACKERS VS. LIONS - WEEK 3

CONTINUAL IMPACT

- In his young career, DT **Mike Daniels** has seen his playing time steadily increase as well as his production. After playing in 14 games as a rookie in 2012, he has played in every game since the start of the 2013 season.
- ▶ In Week 2 at Minnesota, he recorded a sack and tied for the team lead with four QB hits.
 - ▶ In 2015, Daniels led the Packers' defensive line in tackles (66) and sacks (four). He finished third on the team with 12 QB hits.
 - ▶ In Week 5 versus St. Louis last season, he tied for the team lead with a career-best nine tackles (eight solo).
 - ▶ Daniels registered his first career interception in Week 16 at Arizona, returning it 23 yards. According to STATS LLC, it was the first interception by a Packers DT since Cullen Jenkins on Oct. 18, 2009. Dating back to 1960, his 23-yard interception return was the longest by a Green Bay DT on an interception.
 - ▶ He led Green Bay's defensive line with 5.5 sacks and was the team leader in quarterback hits (19) and pressures (22) during the 2014 regular season.
 - ▶ Daniels is third on the Packers with 17.0 sacks since the start of the 2013 season (Peppers-19.0 / Matthews-27.0). He is **tied for No. 8 among NFL defensive tackles** over that span, according to STATS LLC:

<u>Player</u>	<u>Sacks (2013-16)</u>
1. Gerald McCoy, TB	27.5
2. Jurrell Casey, TEN	22.5
3t. Geno Atkins, CIN	21.0
3t. Ndamukong Suh, DET/MIA	21.0
5. Aaron Donald, STL	20.0
6. Marcell Dareus, BUF	19.5
7. Fletcher Cox, PHI	17.5
8t. Mike Daniels, GB	17.0
8t. Kyle Williams, BUF	17.0
10. Kawann Short, CAR	16.0

DEFENSE SHIELD

- The Packers' secondary is led by veteran cornerback **Sam Shields**, who earned his first trip to the Pro Bowl after the 2014 season.
- ▶ With three interceptions during the 2015 regular season (tied for the team high), Shields has registered multiple interceptions in each season from 2010-15.
 - ▶ In 2015, he recorded interceptions in back-to-back games for the first time in his career (Weeks 3-4).
 - ▶ Including playoffs, Shields is **tied for No. 2 in the NFL** among active players in interceptions since 2010:

<u>Player</u>	<u>Interceptions (Since 2010)</u>
1. Richard Sherman, SEA	28
2t. Sam Shields, GB	23
2t. Reggie Nelson, CIN/OAK	23
2t. Earl Thomas, SEA	23
2t. Tramon Williams, GB/CLE	23

- ▶ Shields registered an interception during the 2014 NFC Championship Game at Seattle, giving him a franchise-record five career interceptions in the postseason.

ON THE RISE

- S **Ha Ha Clinton-Dix** has been a presence on the Packers defense since his rookie season.
- ▶ After starting 10 of 16 games and both postseason contests as a rookie, he has started every game since 2015.
 - ▶ His three career postseason interceptions **rank No. 1 among safeties** since he entered the league in 2014, according to STATS.
 - ▶ Through two games in 2016, he has registered a forced fumble while recording five tackles in both contests.
 - ▶ Clinton-Dix finished second on the team with 95 tackles (73 solo) in 2014 and led the Packers with 117 tackles (97 solo) last season.
 - ▶ He registered a total of three interceptions last season (including play-offs). He tied for fourth on the team with two during the regular season and registered one in the postseason.
 - ▶ According to STATS, his three sacks during the 2015 regular season were tied for the fifth most in a single regular season by a Packers safety (since 1982) and the most since Mark Roman recorded 3.5 in 2004.
 - ▶ Clinton-Dix's three sacks also tied for **No. 3 in the NFL** in 2015 among safeties.
 - ▶ During the 2015 regular season, he registered eight-plus tackles in eight games, including setting career highs in both total tackles (12) and solo tackles (11) in the Week 10 game vs. Detroit, in which he also registered an interception.

RACKING UP POINTS

- K **Mason Crosby** is moving his way up the record books.
- ▶ Crosby passed Ryan Longwell in Week 2 of the 2015 season to become the franchise career points leader:

<u>Player</u>	<u>Career Points</u>
1. Mason Crosby, 2007-16	1,156
2. Ryan Longwell, 1997-2004	1,054
3. Don Hutson, 1935-45	823

- ▶ In Week 6, Crosby (298) eclipsed Longwell (277) for the most field goal attempts in Packers' history.
- ▶ Crosby (1,274) passed Longwell (1,119) for the most points scored in the regular and postseason combined in franchise history.
- ▶ Crosby recorded 108 points during the 2015 regular season, giving him the ninth 100-point season of his career and passing Ryan Longwell (1997-2004) for the franchise record.
- ▶ In Week 11, he tied the single-game team record with five field goals and became the first player in NFL history to have five field goals of 40-plus yards in a game. In the same game, Crosby connected on a 52-yard field goal, extending his career franchise record for the most 50-yard FGs to 26.
- ▶ Crosby was one of five players (min. 25 att.) to connect on all extra points during the 2015 regular season. Among those five, his 36 attempts were the second most (NE Stephen Gostkowski, 52-52).
- ▶ Including 2013, Crosby made 19 consecutive field goals in the regular season, until his final kick against the Bears was blocked in Week 4 of 2014. He now owns the two longest consecutive field-goal streaks in franchise history (23 straight from 2010-11).
- ▶ Dating back to the 2013 regular season, Crosby made at least one FG in 17 consecutive regular-season games before not getting an attempt in Week 3 at Detroit in 2014. It is the longest streak in team history.

<u>Player</u>	<u>Consec. Games/FG</u>
1. Mason Crosby, 2013-14	17
2. Ryan Longwell, 2004-05	15

PACKERS VS. LIONS - WEEK 3

ON THE ROAD AGAIN

Green Bay went 7-1 away from Lambeau Field in 2011, with the seven road wins setting a single-season franchise record.

- ▶ The Packers have been able to stay above the .500 mark on the road during Head Coach **Mike McCarthy's** tenure, a notable achievement in the National Football League.
- ▶ Since 2006, McCarthy's first season as the head coach in Green Bay, only nine of 32 NFL teams have regular-season road records above .500.

Team	W-L Record	Pct.
1. New England	56-25-0	.691
2. Philadelphia	45-34-1	.569
3t. Dallas	46-35-0	.568
3t. Indianapolis	46-35-0	.568
5. Green Bay	46-36-0	.561
6. N.Y. Giants	44-37-0	.543
7. Denver	43-37-0	.538
8t. New Orleans	43-38-0	.531
8t. Pittsburgh	43-38-0	.531

317 AND COUNTING

Another packed house at Lambeau Field against the Vikings last season in Week 17 brought the stadium's consecutive-sellouts streak to 317 regular-season games (not including replacement games).

- ▶ The league's longest-tenured stadium, Lambeau Field is hosting its 60th season of football in 2016. Including the playoffs, a total of 704,818 fans made their way through the turnstiles for the nine games last season. For the victory over Dallas in the Divisional round, Packers fans set a new Lambeau Field paid attendance record (79,704).
- ▶ Across American professional sports, only Boston's Fenway Park (1912) and Chicago's Wrigley Field (1914) have longer tenures.

THE LAMBEAU ADVANTAGE

The crown jewel of the National Football League, Lambeau Field has long been known as one of the tougher venues to play in, particularly during the harsh Wisconsin winter.

- ▶ Re-establishing home-field advantage after a 4-4 mark in 2008 was one of the goals of 2009, and with the Packers finishing 6-2 at home, they accomplished that goal. Green Bay followed that up with a 7-1 mark at Lambeau Field in 2010, a perfect 8-0 record in 2011, the first undefeated home mark since 2002, and a 7-1 mark in 2012. The Packers were one of two teams to finish undefeated at home during the 2014 regular season (Denver).
- ▶ Head Coach **Mike McCarthy** stated consistently upon his arrival in Green Bay that one of the team's goals would be to reclaim the mystique of playing at Lambeau Field. Mission accomplished. The team is 59-20-1 (.744) at home in the regular season since 2006, **No. 2 in the NFL**.
- ▶ Since **Ron Wolf** and **Mike Holmgren** began the revitalization of the franchise in 1992, Green Bay owns the best home record in the NFL. A look at the top regular-season home W-L records since the '92 season:

Team	W-L Record	Pct.
1. Green Bay	146-45-1	.763
2. New England	140-53-0	.725
3. Pittsburgh	139-53-1	.723

HOT AT HOME

Since the start of 2009, the Packers have been one of the best teams in the league at home during the regular season:

Team	W-L Record	Pct.
1. New England	52-5-0	.912
2. Green Bay	45-10-1	.813
3. Baltimore	43-14-0	.754
4t. Pittsburgh	41-16-0	.719
4t. Seattle	41-16-0	.719

IN THE FREE-AGENCY ERA

Talk of unrestricted free agency in the early '90s led many to forecast tough times for the small-town Green Bay Packers.

- ▶ However, Green Bay has remained among the most successful teams since the advent of free agency in 1993. The Packers have won 10 or more games 15 times since '93 and captured 10 division crowns.
- ▶ A look at the most successful teams in the free-agency era:

Team	W-L Since '93	Pct.	Playoff Berths
1. New England	248-122-0	.670	17
2. Green Bay	236-133-1	.639	17
3. Pittsburgh	232-137-1	.628	15
4. Denver	226-144-0	.611	13
5. Indianapolis	217-153-0	.586	16

IN THE LEAGUE RANKINGS REGULAR SEASON
















GREEN BAY (Team)			DETROIT (Team)		
Category	NFC	NFL	Category	NFC	NFL
Turnover Margin (-1)	11t	19t	Turnover Margin (0)	8t	14t
Points Scored (20.5)	10	19	Points Scored (27.0)	6	12t
Points Allowed (20.0)	7	10t	Points Allowed (25.5)	11t	22t
Total Offense (278.5)	14	29	Total Offense (411.5)	3	6
Rushing (89.0)	9	19	Rushing (126.5)	2	9
Passing (189.5)	15	31	Passing (285.0)	4	7
Total Defense (316.0)	8	11	Total Defense (406.5)	13	26
vs. Rush (39.0)	1	1	vs. Rush (110.5)	11	20
vs. Pass (277.0)	11	19	vs. Pass (296.0)	14	23
Third-Down Offense (48.1%)	3	9	Third-Down Offense (48.0%)	4t	10t
Third-Down Defense (27.6%)	2	4	Third-Down Defense (50.0%)	13	24t
Red-Zone Offense (57.1%)	8	16t	Red-Zone Offense (71.4%)	2t	7t
Red-Zone Defense (50.0%)	7t	10t	Red-Zone Defense (100.0%)	16	32
GREEN BAY (Individual)			DETROIT (Individual)		
Category	NFC	NFL	Category	NFC	NFL
Passing: A.Rodgers (82.5)	10	22	Passing: Stafford (101.3)	6	9
Rushing: Lacy (111)	7	19	Rushing: Abdullah (101)	10	23
Receptions: Cobb/Nelson (11)	15t	25t	Receptions: M.Jones (12)	8t	13t
Rec. Yds.: Nelson (105)	28	60t	Rec. Yds.: M.Jones (203)	4	7
Interceptions: J.Thomas (1)	2t	6t	Interceptions: Quin (1)	2t	6t
Sacks: Matthews (2.0)	3t	6t	Sacks: Hyder (3.0)	1t	2t



PACKERS VS. LIONS - WEEK 3

2016 OPPONENTS

		NFL Rank	
	Record	Offense	Defense
 at Jacksonville Jaguars..(0-2)		13	12
 at Minnesota Vikings..(2-0)		28	5
 Detroit Lions.....(1-1)		6	26
 New York Giants.....(2-0)		14	8
 Dallas Cowboys.....(1-1)		15	18
 Chicago Bears(0-2)		31	9
 at Atlanta Falcons(1-1)		2	29
 Indianapolis Colts.....(0-2)		18	30
 at Tennessee Titans....(1-1)		22	14
 at Washington Redskins..(0-2)		7	27t
 at Philadelphia Eagles..(2-0)		21	4
 Houston Texans.....(2-0)		19	3
 Seattle Seahawks.....(1-1)		26	1

A LOOK AT THE SCHEDULE

The Green Bay Packers' 96th NFL regular-season schedule is headlined by five prime-time games (subject to flexible scheduling).

- ▶ Green Bay's schedule includes five games against 2015 playoff teams. Three of those contests (Minnesota, Houston, Seattle) will be at Lambeau Field, while two (Minnesota, Washington) will come on the road.
- ▶ The Packers kicked off their season on the road for the fourth consecutive year, the longest streak in team history, opening with two road games for the first time since 1924. Green Bay traveled to Jacksonville, playing on the road against an AFC team in Week 1 for the first time since facing the New England Patriots in 1985.
- ▶ Green Bay faces division opponents in Weeks 2-3. They began with a trip to Minnesota to face the Vikings in a prime-time game and return this week to Lambeau Field for the home opener against the Detroit Lions.
- ▶ For the second time in four years, the Packers will have their bye in Week 4.
- ▶ Green Bay returns to action with three consecutive home games against NFC teams over a 12-day span. In Week 5, the Packers play on Sunday night against the New York Giants. It will be the Giants' first regular-season game at Lambeau Field since 2010. The following week, Green Bay will play the Dallas Cowboys for the fourth consecutive season (including playoffs) and for the second straight year at home in the regular season. The Packers have won five straight games against the Cowboys during the regular and postseason. Green Bay finishes the homestand playing the Chicago Bears on a Thursday night for the second consecutive season (11th straight year in primetime).
- ▶ Four of the Packers' next five games will be on the road, including three road games in a row for the first time since 2012.
- ▶ After a trip to play the Atlanta Falcons in Week 8, Green Bay will face the Indianapolis Colts at home for the first time since 2008. Five of the last seven matchups between Green Bay and Indianapolis have been decided by seven or fewer points. The Packers make just their third regular-season visit to Tennessee to play the Titans in Week 10. Green Bay is looking for its first victory at the Titans since they moved to Tennessee in 1997.
- ▶ Green Bay will play two prime-time road games in a row, first traveling to play against the Washington Redskins on a Sunday night in Week 11 and then going to Philadelphia to face the Eagles on *Monday Night Football* in Week 12. It marks the 24th consecutive season (1993-2016) that Green Bay is appearing on *MNF*.
- ▶ Green Bay will play its first game at home in almost a month when it faces the Houston Texans in Week 13 for just the second time ever at home.
- ▶ Week 14 brings a familiar matchup as the Packers welcome the Seattle Seahawks to Lambeau Field for the second consecutive year. Including the postseason, Green Bay and Seattle will meet for the fifth time in five years.
- ▶ For the first time since 2006, the Packers will finish the regular season with three straight games against NFC North opponents.
- ▶ In Week 15, Green Bay will travel to Chicago to play the Bears. The Packers have won four consecutive games against the Bears in December, three of which were played in Chicago.
- ▶ Green Bay returns home to play the Vikings in Week 16 on Christmas Eve, playing on a Saturday for the first time since 1997. The Packers last played on Christmas Eve in 2004, a 34-31 victory at Minnesota. Including playoffs, Green Bay has a 8-2-1 mark (.773) against the Vikings at Lambeau Field under McCarthy.
- ▶ The Packers will finish the regular season in Detroit for the first time since 1993. Green Bay has won seven of 10 games at Ford Field under McCarthy. It will be only the third time the Packers have played at the Lions during the regular season in the month of January (1983, 1994).



PACKERS STARTERS – OFFENSE

WR Jordy Nelson, 9th Year, Kansas State, D2a-08

- ▶ Has 51 career touchdowns, moving past WR Max McGee for No. 6 in Packers history.
- ▶ Missed all of the 2015 season due to a knee injury suffered in the pre-season.
- ▶ Finished the 2014 regular season ranked fourth in receiving yards (1,519), seventh in receptions (98) and tied for second in receiving touchdowns (13). Earned first selection to the Pro Bowl.
- ▶ Led the team in 2013 with 85 catches for 1,314 yards and eight TDs. Ranked No. 10 in the NFL that season in receiving yards.
- ▶ With 15 TD catches in 2011, became only the third player in franchise history to catch 15 or more TDs in a season, joining WRs Sterling Sharpe (18 in 1994) and Don Hutson (17 in 1942).
- ▶ Became the first player since the 1970 AFL-NFL merger to post three 80-yard TD grabs over an eight-game span in the regular season (Week 16, 2010-Week 6, 2011).

LT David Bakhtiari, 4th Year, Colorado, D4a-13

- ▶ Has started all but two games at LT since the start of the 2013 regular season. Missed the final two games of the 2015 regular season due to injury.
- ▶ Started all 16 games at left tackle in 2013, the only rookie in the NFL to do so in 2013 and the first Packer rookie to do so since the league went to a 16-game schedule in 1978.
- ▶ Became just the fourth Green Bay rookie to start at LT in the season opener since the 1970 AFL-NFL merger and the first since 1985.

LG Lane Taylor, 4th Year, Oklahoma State, FA-13

- ▶ Has played in 32 regular-season games for the Packers with four starts.
- ▶ Made the first starts of his career in 2015, opening at RG at Detroit in Week 13 in place of an injured T.J. Lang and at LG in Week 17 vs. Minnesota with Josh Sitton sliding to LT in place of an injured David Bakhtiari.
- ▶ A four-year letterman at OSU, starting 47 of 50 games played at right guard. Unanimous first-team All-Big 12 selection by the conference's coaches as a senior.

C J.C. Tretter, 4th Year, Cornell, D4b-13

- ▶ Set career highs with 16 games played and three starts (all at C) during the 2015 regular season. Also started at LT in the NFC Wild Card game at Washington.
- ▶ Has seen game action at C, LG and both T spots during his career.
- ▶ Was on track to be the starting C in 2014, opening at that position for the first three preseason games, but sustained a knee injury vs. Oakland (Aug. 22) that would sideline him for the first half of the season. Returned to play in the final eight games and both postseason contests.
- ▶ Grew from a high school quarterback, running back and slot receiver into an All-American LT in college, starting 20 consecutive games in his final two seasons at Cornell.

RG T.J. Lang, 8th Year, Eastern Michigan, D4-09

- ▶ Has started games at four different positions on the line as a pro (49 at RG, 27 at LG, five at RT, two at LT). Played C in Week 10 in 2013.
- ▶ Has started 80 contests since 2011.
- ▶ Started games at both tackle spots in his first season (2009) and became the first Packers rookie to start consecutive games at left tackle since Chad Clifton in 2000.
- ▶ Began his college career as a defensive lineman, but converted to the offensive line as a sophomore and started 36 straight games (10 at RT, 26 at LT) over his final three years.

RT Bryan Bulaga, 7th Year, Iowa, D1-10

- ▶ Has started 29 of 34 games since the start of the 2014 season.
- ▶ Missed the second part of the 2012 season after suffering a hip injury vs. Arizona on Nov. 4 and missed all of the 2013 season after injuring his knee on Aug. 3.
- ▶ Started 37 games at RT in his first three seasons in the league.
- ▶ Started the final 12 games of 2010 and the entire postseason at right tackle after taking over for veteran Mark Tauscher (shoulder).
- ▶ Named to the *Pro Football Weekly*/PFWA All-Rookie team in 2010.
- ▶ Capped his rookie season by becoming the youngest player at the time, according to STATS LLC, to ever start in the Super Bowl (21 years, 322 days).

TE Jared Cook, 8th Year, South Carolina, FA-16

- ▶ Signed with the Packers as a free agent in March 2016 after spending three seasons with the St. Louis Rams (2013-15) and four with the Tennessee Titans (2009-12).
- ▶ Has posted at least 35 receptions in each of the last five seasons (2011-15), one of only five active tight ends in the NFL to do so (Antonio Gates, Jimmy Graham, Rob Gronkowski, Greg Olsen).
- ▶ Ranks No. 4 among NFL tight ends with a 12.7-yard receiving average since he entered the league in 2009.
- ▶ Holds the single-game franchise record for the most receiving yards by a tight end for both the Titans (169 vs. Jacksonville, Dec. 24, 2011) and the Rams (141 vs. Arizona, Sept. 8, 2013).

WR Randall Cobb, 6th Year, Kentucky, D2-11

- ▶ Led the team in receptions (79), was No. 2 in receiving yards (829) and was No. 3 in touchdown receptions (six) in 2015.
- ▶ Set a new single-season career high with five 100-yard receiving games during the 2014 season (three-2012). Earned first trip to the Pro Bowl.
- ▶ His career-best 91 receptions in 2014 were the seventh most in team history.
- ▶ Finished the regular season tied for fourth in the NFL with 12 touchdown receptions in 2014.
- ▶ Before suffering a knee injury in Week 6 in 2013, led the team in receptions with 29 and was No. 2 in receiving yards with 378.
- ▶ Set a franchise single-season record with a league-high 2,342 combined net yards in 2012, topping the previous team mark of 2,250 yards by RB Ahman Green in 2003.

QB Aaron Rodgers, 12th Year, California, D1-05

- ▶ Earned his fifth selection to the Pro Bowl in 2015, passing Bart Starr (1960-62, 1966) for the second-most selections by a Green Bay quarterback behind Brett Favre's nine (1992-93, 1995-97, 2001-03, 2007).
- ▶ His career passer rating of 103.8 ranks No. 1 in NFL history.
- ▶ Finished the 2014 regular season ranked No. 2 in the NFL in passer rating (112.2), touchdown percentage (7.3), No. 1 in interception percentage (1.0) and No. 3 in touchdown passes (38).
- ▶ In 121 regular-season starts (81-40 record), has posted 43 games with 300-plus passing yards, 71 without an interception and 67 with a 100-plus passer rating (min. 15 attempts).
- ▶ Recorded a passer rating of at least 120.0 in seven regular-season games in 2014, setting a single-season career high and tying for the third most in a single season in the NFL, dating back to 1960.
- ▶ Posted 21,332 passing yards from 2008-12, which ranks No. 1 in league history for the most passing yards by a QB in his first five seasons as a starter (previous record was Peyton Manning, 20,618, 1998-2002).
- ▶ In 2011, set an NFL record with a 122.5 passer rating and set franchise marks for TD passes (45), passing yards (4,643), completion percentage (68.3), yards per attempt (9.25) and 300-yard games (eight) on his way to earning NFL Most Valuable Player honors from *The Associated Press*.

RB Eddie Lacy, 4th Year, Alabama, D2-13

- ▶ With 3,075 rushing yards from 2013-15, became one of only two players in team history (RB John Brockington, 3,276) to rush for 3,000-plus yards in his first three seasons in the NFL.
- ▶ With 758 rushing yards in 2015, he and James Starks (601) gave the Packers two players with 600-plus rushing yards in the same regular season for the first time since 1985 (Jessie Clark-633/Eddie Lee Ivery-636).
- ▶ Became the first player in team history to post 1,000 rushing yards and 10-plus total TDs in both of his first two seasons.
- ▶ With 1,139 rushing yards in 2014, became the fifth player in franchise history to record consecutive 1,000-yard rushing seasons (Ryan Grant, 2008-09 / Ahman Green, 2000-04 / John Brockington, 1971-73 / Jim Taylor, 1960-64).
- ▶ Ranks No. 1 in franchise history for the most rushing yards by a rookie (1,178) in a single season, No. 1 in attempts (284), and tied for No. 1 for most 100-yard rushing games with four (Brockington, four in 1971).

FB Aaron Ripkowski, 2nd Year, Oklahoma, D6a-15

- ▶ Played in 15 games as a rookie, seeing action primarily on special teams.
- ▶ Tied for No. 4 on the team with nine special teams tackles last season.
- ▶ Began collegiate career as a walk-on and went on to play in 47 games with 17 starts.



PACKERS STARTERS – DEFENSE

DE Dean Lowry, Rookie, Northwestern, D4b-16

- ▶ Played in 48 games with 33 starts in college and registered 134 tackles (83 solo), including 31.5 tackles for a loss, 12.5 sacks, three interceptions (one returned for a TD), 21 passes defended, three fumble recoveries and three forced fumbles.
- ▶ Earned second-team All-Big Ten honors as a senior in 2015 after posting 46 tackles (27 solo), including 13.5 tackles for a loss (second on the team), three sacks, an interception, a fumble recovery and seven passes defended.
- ▶ Named honorable mention All-Big Ten as a junior in 2014 and was named to ESPN.com's Big Ten All-Freshman team in 2012.

NT Letroy Guion, 9th Year, Florida State, FA-14

- ▶ Has started 22 of the 31 regular-season games he has played since the start of the 2014 season.
- ▶ Signed with Green Bay during the 2014 offseason after spending his first six NFL seasons with the Minnesota Vikings.
- ▶ Started all 28 games he appeared in for Minnesota in 2012-13, recording 72 tackles (32 solo) and three sacks over that span.
- ▶ Was the only Viking to block a field goal in both 2011 and 2012.

DT Mike Daniels, 5th Year, Iowa, D4a-12

- ▶ Ranks third on the team with 17.0 sacks since the start of the 2013 regular season (LB Julius Peppers-19.0 / LB Clay Matthews-27.0).
- ▶ Led the defensive line in both tackles and sacks each of that last two seasons.
- ▶ Returned a fumble 43 yards for a TD vs. Detroit in Week 14 of 2012, the longest fumble return for a TD by a rookie in franchise history.
- ▶ Starred as an interior pass rusher at Iowa, posting a team-high 24.5 tackles for a loss and 13 sacks from 2010-11.

LOLB Nick Perry, 5th Year, Southern California, D1-12

- ▶ Registered multiple sacks in each of his first four seasons in the NFL and has posted a two-sack game in each of the last three seasons (2013-15).
- ▶ Has totaled six sacks in five playoff games, including 3.5 in the 2015 postseason which tied Clay Matthews (2010) for the franchise record in a single postseason.
- ▶ His six postseason sacks rank No. 3 in franchise history behind Matthews (10) and Reggie White (eight) and are the most in team history (since 1982) by a player in his first five games with Green Bay.

ILB Jake Ryan, 2nd Year, Michigan, D4-15

- ▶ Started the final five games of the regular season and both playoff contests in 2015.
- ▶ Recorded a team-best nine tackles (eight solo) and one fumble recovery in Week 13 at Detroit in his first pro start.
- ▶ Served as a team captain for his final two seasons at Michigan and was a three-time winner (2012-14) of the Roger Zatkoff Award, given to the Wolverines top linebacker. He was the only player to win the award (est. 1991) three times.
- ▶ Joined LB John Anderson (first round, 26th overall) as the only Michigan linebackers ever drafted by Green Bay.
- ▶ Started 41 of 46 games played in college, appearing at inside linebacker as a senior after spending his first three seasons at outside linebacker and defensive end.

ILB Blake Martinez, Rookie, Stanford, D4a-16

- ▶ Became the first rookie to start on defense for Green Bay in Week 1 since Nick Perry in 2012.
- ▶ Finished collegiate career with 257 tackles (137 solo), 13.5 tackles for a loss, 6.5 sacks, five interceptions and five forced fumbles in 51 games played.
- ▶ Started all 27 games played in his final two seasons, leading the team in tackles as a junior (102) and senior (141).
- ▶ Led the Pacific-12 and ranked No. 7 nationally with 141 tackles (75 solo) as a senior, averaging a conference-best 10.1 tackles per game.

ROLB Clay Matthews, 8th Year, Southern California, D1b-09

- ▶ Selected to his sixth Pro Bowl and first as an inside linebacker in 2015 after recording 6.5 sacks (second on the team), 15 QB hits (No. 1 on the team), and a career-high 85 tackles (No. 2 on the team).
- ▶ With 69.5 career sacks, passed Reggie White (68.5) for the second most sacks in Packers history (Kabeer Gbaja-Biamila, 74.5).
- ▶ With a team-high 11.0 sacks in 2014, is tied for the most 10-plus sack seasons in franchise history (four).
- ▶ His six Pro Bowl selections are two more than any other Packers LB.
- ▶ Is the only player in franchise history to score a defensive TD (interception or fumble return) in each of his first three seasons in the NFL (2009-11).
- ▶ Named first-team All-Pro by *The Associated Press* in 2010, the first Green Bay LB to earn that honor since Tim Harris in 1989. Finished second to Pittsburgh safety Troy Polamalu in the AP's Defensive Player of the Year voting.

LCB Damarious Randall, 2nd Year, Arizona State, D1-15

- ▶ Played in 15 games with nine starts (six at LCB, two at RCB, one in the slot) in 2015 and tied for the team lead and No. 2 among NFL rookies with three interceptions, including one he returned for a TD. Finished with a team-best 16 passes defended.
- ▶ Named the NFL's Defensive Rookie of the Month for November 2015, joining CB Casey Hayward (October 2012) as the only Green Bay defensive backs to win the award.
- ▶ Earned first-team All-Pacific-12 honors at safety as a senior in 2014 after he led the Sun Devils in tackles (106) and passes defended (12) and tied for the team lead with three interceptions.

RCB Sam Shields, 7th Year, Miami, FA-10

- ▶ Despite missing four games due to injury, tied for the team lead with three interceptions and ranked No. 2 in passes defended (13) during the 2015 regular season.
- ▶ Recorded interceptions in back-to-back games in 2015 (Weeks 3-4) for the first time in his career.
- ▶ Finished second on the team with 13 passes defended in 2014 to go along with two interceptions. Earned first career trip to the Pro Bowl.
- ▶ Started all 14 games he appeared in during the 2013 season and led the team with four INTs (tied career high) and a career-best 25 passes defended.
- ▶ In Green Bay's NFC Championship Game win over Chicago in the 2010 season, became the first rookie in NFL history to record two INTs and a sack in a postseason contest.

SS Morgan Burnett, 7th Year, Georgia Tech, D3-10

- ▶ Missed five games due to injury in 2015, but finished No. 4 on the team with 54 solo tackles.
- ▶ Totaled a team-high 125 tackles in 2014, the second most of his career (137 in 2012). Ranked No. 2 on the team with 106 tackles (77 solo) in 2013, despite missing the first three games due to injury. Recovered three fumbles, including one for a TD, and added nine passes defended.
- ▶ Participated in all 1,088 plays for Green Bay's defense in 2012, one of only four non-OL in the NFL to appear in 100 percent of his team's snaps.
- ▶ Enjoyed his first full season as a pro in 2011, joining DT B.J. Raji as the only two Green Bay defensive players to start all 16 regular-season games.
- ▶ Started the first four games of the 2010 season at SS before sustaining a season-ending knee injury vs. Detroit in Week 4.

FS Ha Ha Clinton-Dix, 3rd Year, Alabama, D1-14

- ▶ Led the team in tackles in 2015 with 117 (97 solo) and was tied for fourth on the team in interceptions (two).
- ▶ According to STATS LLC, his three sacks during the 2015 regular season tied for the fifth most in a single regular season by a Packers safety (since 1982) and the most since Mark Roman recorded 3.5 in 2004.
- ▶ Started every game in 2015 after starting 10 of 16 games as a rookie when he finished second on the team in tackles (95).
- ▶ Was the second safety ever drafted by Green Bay in the first round (Alabama S George Teague, No. 29 overall in 1993).
- ▶ Was a consensus All-America selection in 2013 as a junior, earning first-team recognition from *The Associated Press*, the Football Writers Association of America and *Sporting News*.



2016 REGULAR-SEASON STATISTICS

	Packers	Opponents
TOTAL FIRST DOWNS	38	35
Rushing	11	6
Passing	20	25
Penalty	7	4
3rd Down: Made/Att.	13/27	8/29
3rd Down Pct.	48.1	27.6
4th Down: Made/Att.	1/2	4/6
4th Down Pct.	50.0	66.7
POSSESSION AVG.	29:10	30:51
TOTAL NET YARDS	557	632
Avg. Per Game	278.5	316.0
Total Plays	124	125
Avg. Per Play	4.5	5.1
NET YARDS RUSHING	178	78
Avg. Per Game	89.0	39.0
Total Rushes	48	48
NET YARDS PASSING	379	554
Avg. Per Game	189.5	277.0
Sacked/Yards Lost	6/33	7/52
Gross Yards	412	606
Att./Completions	70/40	70/46
Completion Pct.	57.1	65.7
HAD INTERCEPTED	1	1
PUNTS/AVERAGE	9/41.9	9/44.2
Net Punting Avg.	40.3	44.0
PENALTIES/YARDS	11/96	22/216
FUMBLES/BALL LOST	5/2	3/1
TOUCHDOWNS	5	4
Rushing	2	1
Passing	3	3
Returns	0	0

SCORE BY PERIODS

	Q1	Q2	Q3	Q4	OT	PTS
PACKERS	14	14	3	10	0	41
OPPONENTS	7	20	10	3	0	40

SCORING

	TD	-Ru	-Pa	-Rt	K-PAT	FG	S	PTS
Jordy Nelson	2	0	2	0		0	0	12
Aaron Rodgers	2	2	0	0		0	0	12
Mason Crosby	0	0	0	0	5/5	2/2	0	11
Davante Adams	1	0	1	0		0	0	6
PACKERS	5	2	3	0	5/5	2/2	0	41
OPPONENTS	4	1	3	0	4/4	4/4	0	40

2-Pt Conversions: Packers 0-0, Opponents 0-0

SACKS: Clay Matthews 2, Julius Peppers 1.5, Nick Perry 1.5, Morgan Burnett 1, Mike Daniels 1, PACKERS 7, OPPONENTS 6

RUSHING

	No	Yds	Avg	Long	TD
Eddie Lacy	26	111	4.3	28	0
Aaron Rodgers	7	45	6.4	10t	2
Randall Cobb	4	12	3.0	6	0
James Starks	11	10	0.9	5	0
PACKERS	48	178	3.7	28	2
OPPONENTS	48	78	1.6	12	1

RECEIVING

	No	Yds	Avg	Long	TD
Jordy Nelson	11	105	9.5	39	2
Randall Cobb	11	99	9.0	32	0
Davante Adams	6	76	12.7	29t	1
Jared Cook	5	38	7.6	14	0
Richard Rodgers	3	47	15.7	22	0
James Starks	2	22	11.0	16	0
Eddie Lacy	1	17	17.0	17	0
Jared Abbrederis	1	8	8.0	8	0
PACKERS	40	412	10.3	39	3
OPPONENTS	46	606	13.2	46	3

INTERCEPTIONS

	No	Yds	Avg	Long	TD
Joe Thomas	1	9	9.0	9	0
PACKERS	1	9	9.0	9	0
OPPONENTS	1	4	4.0	4	0

PUNTING

	No	Yds	Avg	Net	TB	In 20	LG	Blk
Jacob Schum	9	377	41.9	40.3	0	1	56	0
PACKERS	9	377	41.9	40.3	0	1	56	0
OPPONENTS	9	398	44.2	44.0	0	7	67	0

PUNT RETURNS

	Ret	FC	Yds	Avg	Long	TD
Damarious Randall	1	0	2	2.0	2	0
Trevor Davis	0	1	0	---	---	0
Micah Hyde	0	4	0	---	---	0
PACKERS	1	5	2	2.0	2	0
OPPONENTS	1	4	14	14.0	14	0

KICKOFF RETURNS

	No	Yds	Avg	Long	TD
Ty Montgomery	2	35	17.5	21	0
PACKERS	2	35	17.5	21	0
OPPONENTS	4	113	28.3	37	0

FIELD GOALS

	1-19	20-29	30-39	40-49	50+
Mason Crosby	0/0	2/2	0/0	0/0	0/0
PACKERS	0/0	2/2	0/0	0/0	0/0
OPPONENTS	0/0	1/1	1/1	1/1	1/1

Mason Crosby: (25G, 20G) ()
Opponents: (26G, 39G, 50G) (46G)

PASSING

	Att	Cmp	Yds	Cmp%	Yds/Att	TD	TD%	Int	Int%	Long	Sack/Lost	Rating
Aaron Rodgers	70	40	412	57.1	5.89	3	4.3	1	1.4	39	6/33	82.6
PACKERS	70	40	412	57.1	5.89	3	4.3	1	1.4	39	6/33	82.6
OPPONENTS	70	46	606	65.7	8.66	3	4.3	1	1.4	46	7/52	101.3



2016 REGULAR-SEASON DEFENSIVE STATISTICS

Official totals – based on coaches' film review, through Week 2 at Minnesota

Player	Total			Sacks/ Yards	Int/ Yards	Fum Rec	For Fum	Pass Def
	Tackles	Solo	Asst					
Jake Ryan	17	10	7	0.0/0.0	0/0	0	0	2
Blake Martinez	15	10	5	0.0/0.0	0/0	0	0	1
Morgan Burnett	10	10	0	1.0/8.0	0/0	0	0	1
Damarius Randall	10	8	2	0.0/0.0	0/0	0	0	2
Ha Ha Clinton-Dix	10	7	3	0.0/0.0	0/0	0	1	1
Joe Thomas	8	7	1	0.0/0.0	1/9	0	0	1
Nick Perry	8	4	4	1.5/6.5	0/0	0	0	0
LaDarius Gunter	7	6	1	0.0/0.0	0/0	0	1	0
Clay Matthews	7	6	1	2.0/17.0	0/0	0	0	0
Mike Daniels	7	5	2	1.0/9.0	0/0	0	0	0
Letroy Guion	6	4	2	0.0/0.0	0/0	0	0	0
Sam Shields	5	4	1	0.0/0.0	0/0	0	0	0
Micah Hyde	4	2	2	0.0/0.0	0/0	0	0	0
Kenny Clark	4	0	4	0.0/0.0	0/0	0	0	1
Datone Jones	3	2	1	0.0/0.0	0/0	0	0	0
Julius Peppers	3	2	1	1.5/11.5	0/0	0	0	0
Quinten Rollins	3	1	2	0.0/0.0	0/0	0	0	2
Kyler Fackrell	1	1	0	0.0/0.0	0/0	0	0	0
Christian Ringo	1	1	0	0.0/0.0	0/0	0	0	0
Totals	129	90	39	7.0/52.0	1/9	0	2	11

SPECIAL TEAMS

Player	TT	FR	FF
Damarius Randall	2	0	0
Marwin Evans	1	0	0
Kyler Fackrell	1	0	0
Micah Hyde	1	0	0
Blake Martinez	1	0	0
Totals	6	0	0

MISCELLANEOUS

Player	Tackles
Davante Adams	1
Randall Cobb	1
JC Tretter	1
Totals	3

Player	FF
Randall Cobb	1
Totals	1

Player	FR
Randall Cobb	1
Jared Cook	1
JC Tretter	1
Totals	3

THE DOPE SHEET

OFFICIAL PROGRAM AND PUBLICATION, ACHIEVERS FOOTBALL TEAM



No	ALPHABETICAL ROSTER	Pos	Ht	Wt	Birthdate	NFL Exp	College	High School	Hometown
84	Abbrederis, Jared	WR	6-1	195	12/17/90	3	Wisconsin		Wautoma, Wis.
17	Adams, Davante	WR	6-1	215	12/24/92	3	Fresno State		Palo Alto, Calif.
69	Bakhtiari, David	T	6-4	310	9/30/91	4	Colorado		San Mateo, Calif.
32	Banjo, Chris	S	5-10	207	2/26/90	3	Southern Methodist		Sugar Land, Texas
67	Barclay, Don	T/G	6-4	305	4/18/89	5	West Virginia		Harmony, Pa.
29	Brice, Kentrell	S	5-11	200	8/11/94	R	Louisiana Tech		Ruston, La.
75	Bulaga, Bryan	T	6-5	314	3/21/89	7	Iowa		Woodstock, Ill.
42	Burnett, Morgan	S	6-1	209	1/13/89	7	Georgia Tech		College Park, Ga.
6	Callahan, Joe	QB	6-1	216	6/4/93	R	Wesley		Absecon, N.J.
97	Clark, Kenny	DT	6-3	314	10/4/95	R	UCLA		Rialto, Calif.
21	Clinton-Dix, Ha Ha	S	6-1	208	12/21/92	3	Alabama		Orlando, Fla.
18	Cobb, Randall	WR	5-10	192	8/22/90	6	Kentucky		Alcoa, Tenn.
89	Cook, Jared	TE	6-5	254	4/7/87	8	South Carolina		Birmingham, Ala.
2	Crosby, Mason	K	6-1	207	9/3/84	10	Colorado		Georgetown, Texas
76	Daniels, Mike	DT	6-0	310	5/5/89	5	Iowa		Blackwood, N.J.
11	Davis, Trevor	WR	6-1	188	7/4/93	R	California		Martinez, Calif.
91	Elliott, Jayrone	LB	6-3	255	11/11/91	3	Toledo		Cleveland, Ohio
25	Evans, Marwin	S	5-11	211	4/10/93	R	Utah State		Oak Creek, Wis.
51	Fackrell, Kyler	LB	6-5	245	11/25/91	R	Utah State		Mesa, Ariz.
61	Goode, Brett	LS	6-1	255	11/2/84	9	Arkansas		Fort Smith, Ark.
98	Guion, Letroy	DT	6-4	322	6/21/87	9	Florida State		Starke, Fla.
36	Gunter, LaDarius	CB	6-2	201	5/13/92	2	Miami		Montgomery, Ala.
28	Hawkins, Josh	CB	5-10	189	1/23/93	R	East Carolina		Kernersville, N.C.
7	Hundley, Brett	QB	6-3	226	6/15/93	2	UCLA		Chandler, Ariz.
33	Hyde, Micah	DB	6-0	197	12/31/90	4	Iowa		Fostoria, Ohio
83	Janis, Jeff	WR	6-3	219	6/24/91	3	Saginaw Valley State		Tawas City, Mich.
95	Jones, Datone	DE/LB	6-4	285	7/24/90	4	UCLA		Compton, Calif.
27	Lacy, Eddie	RB	5-11	234	6/2/90	4	Alabama		Geismar, La.
70	Lang, T.J.	G	6-4	318	9/20/87	8	Eastern Michigan		Birmingham, Mich.
94	Lowry, Dean	DE	6-6	296	6/9/94	R	Northwestern		Rockford, Ill.
50	Martinez, Blake	LB	6-2	237	1/9/94	R	Stanford		Oro Valley, Ariz.
52	Matthews, Clay	LB	6-3	255	5/14/86	8	Southern California		Agoura Hills, Calif.
88	Montgomery, Ty	WR	6-0	216	1/22/93	2	Stanford		Dallas, Texas
68	Murphy, Kyle	T	6-6	305	12/11/93	R	Stanford		San Clemente, Calif.
87	Nelson, Jordy	WR	6-3	217	5/31/85	9	Kansas State		Manhattan, Kan.
56	Peppers, Julius	LB	6-7	287	1/18/80	15	North Carolina		Bailey, N.C.
80	Perillo, Justin	TE	6-3	250	1/5/91	3	Maine		Wilmington, Del.
53	Perry, Nick	LB	6-3	265	4/12/90	5	Southern California		Detroit, Mich.
23	Randall, Damarious	CB	5-11	196	8/29/92	2	Arizona State		Pensacola, Fla.
99	Ringo, Christian	DT	6-1	298	3/10/92	1	Louisiana-Lafayette		Jackson, Miss.
22	Ripkowski, Aaron	FB	6-1	246	12/20/92	2	Oklahoma		Dayton, Texas
12	Rodgers, Aaron	QB	6-2	225	12/2/83	12	California		Chico, Calif.
82	Rodgers, Richard	TE	6-4	257	1/22/92	3	California		Shrewsbury, Mass.
24	Rollins, Quinten	CB	5-11	195	7/15/92	2	Miami (Ohio)		Wilmington, Ohio
47	Ryan, Jake	LB	6-2	240	2/27/92	2	Michigan		Cleveland, Ohio
10	Schum, Jacob	P	5-10	211	1/21/89	2	Buffalo		Hamburg, N.Y.
37	Shields, Sam	CB	5-11	184	12/8/87	7	Miami		Sarasota, Fla.
78	Spriggs, Jason	T	6-6	301	5/17/94	R	Indiana		Elkhart, Ind.
44	Starks, James	RB	6-2	218	2/25/86	7	Buffalo		Niagara Falls, N.Y.
65	Taylor, Lane	G	6-3	324	11/22/89	4	Oklahoma State		Arlington, Texas
48	Thomas, Joe	LB	6-1	227	5/6/91	2	South Carolina State		Blackville, S.C.
73	Tretter, JC	C/G	6-4	307	2/12/91	4	Cornell		Akron, N.Y.

INJURED RESERVE

38	Crockett, John	RB	6-0	217	2/16/92	1	North Dakota State		Minneapolis, Minn.
20	Dorleant, Makinton	CB	5-11	182	10/6/92	R	Northern Iowa		Naples, Fla.
90	Kuder, Tyler	DT	6-3	307	6/3/92	R	Idaho State		Payette, Idaho

PRACTICE SQUAD

81	Allison, Geronimo	WR	6-3	202	1/18/94	R	Illinois		Riverview, Fla.
54	Bradford, Carl	LB	6-1	248	8/15/92	2	Arizona State		Norco, Calif.
86	Cajuste, Devon	TE	6-4	235	1/31/93	R	Stanford		Flushing, N.Y.
93	Gilbert, Reggie	LB	6-3	261	4/1/93	R	Arizona		Laveen, Ariz.
34	Jackson, Don	RB	5-10	208	9/7/93	R	Nevada		Sacramento, Calif.
72	Muir, Blake	G	6-5	315	5/10/91	R	Baylor		New South Wales, Australia
62	Patrick, Lucas	G	6-3	313	7/30/93	R	Duke		Brentwood, Tenn.
96	Price, Brian	DT	6-3	318	6/24/94	R	Texas San Antonio		Lafayette, Ind.
16	Waters, Herb	WR	6-0	188	11/10/92	R	Miami		Homestead, Fla.
35	Whitehead, Jermaine	S	5-11	195	3/12/93	1	Auburn		Greenwood, Miss.

RESERVE/PHYSICALLY UNABLE TO PERFORM

63	Linsley, Corey	C	6-3	301	7/27/91	3	Ohio State		Boardman, Ohio
----	----------------	---	-----	-----	---------	---	------------	--	----------------

RESERVE/SUSPENDED

39	Goodson, Demetri	CB	5-11	197	6/11/89	3	Baylor		Spring, Texas
64	Pennel, Mike	DT	6-4	332	5/9/91	3	Colorado State-Pueblo		Aurora, Colo.



No	NUMERICAL ROSTER	Pos	Ht	Wt	Age	NFL Exp	College	How Acquired	Reg. season GP/GS/DNP/IA
2	Mason Crosby	K	6-1	207	32	10	Colorado	D6c-07	2/0/0/0
6	Joe Callahan	QB	6-1	216	23	R	Wesley	FA-16	0/0/0/2
7	Brett Hundley	QB	6-3	226	23	2	UCLA	D5-15	0/0/2/0
10	Jacob Schum	P	5-10	211	27	2	Buffalo	W-16 (T.B.)	2/0/0/0
11	Trevor Davis	WR	6-1	188	23	R	California	D5-16	1/0/0/1
12	Aaron Rodgers	QB	6-2	225	32	12	California	D1-05	2/2/0/0
17	Davante Adams	WR	6-1	215	23	3	Fresno State	D2-14	2/2/0/0
18	Randall Cobb	WR	5-10	192	26	6	Kentucky	D2-11	2/2/0/0
21	Ha Ha Clinton-Dix	S	6-1	208	23	3	Alabama	D1-14	2/2/0/0
22	Aaron Ripkowski	FB	6-1	246	23	2	Oklahoma	D6a-15	2/0/0/0
23	Damarious Randall	CB	5-11	196	24	2	Arizona State	D1-15	2/2/0/0
24	Quinten Rollins	CB	5-11	195	24	2	Miami (Ohio)	D2-15	2/2/0/0
25	Marwin Evans	S	5-11	211	23	R	Utah State	FA-16	2/0/0/0
27	Eddie Lacy	RB	5-11	234	26	4	Alabama	D2-13	2/2/0/0
28	Josh Hawkins	CB	5-10	189	23	R	East Carolina	FA-16	0/0/0/2
29	Kentrell Brice	S	5-11	200	22	R	Louisiana Tech	FA-16	2/0/0/0
32	Chris Banjo	S	5-10	207	25	3	Southern Methodist	FA-13	0/0/0/2
33	Micah Hyde	DB	6-0	197	25	4	Iowa	D5a-13	2/0/0/0
36	LaDarius Gunter	CB	6-2	201	24	2	Miami	FA-15	2/1/0/0
37	Sam Shields	CB	5-11	184	28	7	Miami	FA-10	1/1/0/1
42	Morgan Burnett	S	6-1	209	27	7	Georgia Tech	D3-10	2/2/0/0
44	James Starks	RB	6-2	218	30	7	Buffalo	D6-10	2/0/0/0
47	Jake Ryan	LB	6-2	240	24	2	Michigan	D4-15	2/2/0/0
48	Joe Thomas	LB	6-1	227	25	2	South Carolina State	FA-15 (PS-Dal)	2/0/0/0
50	Blake Martinez	LB	6-2	237	22	R	Stanford	D4a-16	2/2/0/0
51	Kyler Fackrell	LB	6-5	245	24	R	Utah State	D3-16	2/0/0/0
52	Clay Matthews	LB	6-3	255	30	8	Southern California	D1b-09	2/2/0/0
53	Nick Perry	LB	6-3	265	26	5	Southern California	D1-12	2/2/0/0
56	Julius Peppers	LB	6-7	287	36	15	North Carolina	FA-14	2/0/0/0
61	Brett Goode	LS	6-1	255	31	9	Arkansas	FA-08	2/0/0/0
65	Lane Taylor	G	6-3	324	26	4	Oklahoma State	FA-13	2/2/0/0
67	Don Barclay	T/G	6-4	305	27	5	West Virginia	FA-12	2/0/0/0
68	Kyle Murphy	T	6-6	305	22	R	Stanford	D6-16	0/0/0/2
69	David Bakhtiari	T	6-4	310	24	4	Colorado	D4a-13	2/2/0/0
70	T.J. Lang	G	6-4	318	29	8	Eastern Michigan	D4-09	2/2/0/0
73	JC Tretter	C/G	6-4	307	25	4	Cornell	D4b-13	2/2/0/0
75	Bryan Bulaga	T	6-5	314	27	7	Iowa	D1-10	2/2/0/0
76	Mike Daniels	DT	6-0	310	27	5	Iowa	D4a-12	2/2/0/0
78	Jason Spriggs	T	6-6	301	22	R	Indiana	D2-16	2/0/0/0
80	Justin Perillo	TE	6-3	250	25	3	Maine	FA-14	2/0/0/0
82	Richard Rodgers	TE	6-4	257	24	3	California	D3b-14	2/0/0/0
83	Jeff Janis	WR	6-3	219	25	3	Saginaw Valley State	D7-14	2/0/0/0
84	Jared Abbrederis	WR	6-1	195	25	3	Wisconsin	D5b-14	2/0/0/0
87	Jordy Nelson	WR	6-3	217	31	9	Kansas State	D2a-08	2/2/0/0
88	Ty Montgomery	WR	6-0	216	22	2	Stanford	D3-15	2/0/0/0
89	Jared Cook	TE	6-5	254	29	8	South Carolina	FA-16	2/2/0/0
91	Jayrone Elliott	LB	6-3	255	24	3	Toledo	FA-14	0/0/0/2
94	Dean Lowry	DE	6-6	296	22	R	Northwestern	D4b-16	2/0/0/0
95	Datone Jones	DE/LB	6-4	285	26	4	UCLA	D1-13	2/0/0/0
97	Kenny Clark	DT	6-3	314	20	R	UCLA	D1-16	2/0/0/0
98	Letroy Guion	DT	6-4	322	29	9	Florida State	FA-14	2/2/0/0
99	Christian Ringo	DT	6-1	298	24	1	Louisiana-Lafayette	D6b-15	2/0/0/0

INJURED RESERVE

20	Makinton Dorleant	CB	5-11	182	23	R	Northern Iowa	FA-16	0/0/0/0
38	John Crockett	RB	6-0	217	24	1	North Dakota State	FA-15	0/0/0/0
90	Tyler Kuder	DT	6-3	307	24	R	Idaho State	FA-16	0/0/0/0

PRACTICE SQUAD

16	Herb Waters	WR	6-0	188	23	R	Miami	FA-16	0/0/0/0
34	Don Jackson	RB	5-10	208	23	R	Nevada	FA-16	0/0/0/0
35	Jermaine Whitehead	S	5-11	195	23	1	Auburn	FA-16	0/0/0/0
54	Carl Bradford	LB	6-1	248	24	2	Arizona State	D4-14	0/0/0/0
62	Lucas Patrick	G	6-3	313	23	R	Duke	FA-16	0/0/0/0
72	Blake Muir	G	6-5	315	25	R	Baylor	FA-16	0/0/0/0
81	Geronimo Allison	WR	6-3	202	22	R	Illinois	FA-16	0/0/0/0
86	Devon Cajuste	TE	6-4	235	23	R	Stanford	FA-16	0/0/0/0
93	Reggie Gilbert	LB	6-3	261	23	R	Arizona	FA-16	0/0/0/0
96	Brian Price	DT	6-3	318	22	R	Texas San Antonio	FA-16	0/0/0/0

RESERVE/PHYSICALLY UNABLE TO PERFORM

63	Corey Linsley	C	6-3	301	25	3	Ohio State	D5a-14	0/0/0/0
----	---------------	---	-----	-----	----	---	------------	--------	---------

RESERVE/SUSPENDED

39	Demetri Goodson	CB	5-11	197	27	3	Baylor	D6-14	0/0/0/0
64	Mike Pannel	DT	6-4	332	25	3	Colorado State-Pueblo	FA-14	0/0/0/0



OFFENSE

WR: 87	Jordy Nelson	17	Davante Adams	83	Jeff Janis
LT: 69	David Bakhtiari	<u>78</u>	<u>Jason Spriggs</u>		
LG: 65	Lane Taylor	67	Don Barclay		
C: 73	JC Tretter	67	Don Barclay		
RG: 70	T.J. Lang	67	Don Barclay		
RT: 75	Bryan Bulaga	<u>68</u>	<u>Kyle Murphy</u>		
TE: 89	Jared Cook	82	Richard Rodgers	80	Justin Perillo
WR: 18	Randall Cobb	84	Jared Abbrederis	88	Ty Montgomery
				<u>11</u>	<u>Trevor Davis</u>
				<u>6</u>	<u>Joe Callahan</u>
QB: 12	Aaron Rodgers	7	Brett Hundley		
RB: 27	Eddie Lacy	44	James Starks		
FB: 22	Aaron Ripkowski				

DEFENSE

DE: <u>94</u>	<u>Dean Lowry</u>	<u>97</u>	<u>Kenny Clark</u>		
NT: 98	Letroy Guion	99	Christian Ringo		
DT: 76	Mike Daniels	<u>97</u>	<u>Kenny Clark</u>		
LOLB: 53	Nick Perry	56	Julius Peppers	91	Jayrone Elliott
ILB: 47	Jake Ryan	48	Joe Thomas		
ILB: <u>50</u>	<u>Blake Martinez</u>	48	Joe Thomas		
ROLB: 52	Clay Matthews	95	Datone Jones	<u>51</u>	<u>Kyler Fackrell</u>
LCB: 23	Damarius Randall	24	Quinten Rollins	<u>28</u>	<u>Josh Hawkins</u>
RCB: 37	Sam Shields	36	LaDarius Gunter		
SS: 42	Morgan Burnett	33	Micah Hyde	<u>25</u>	<u>Marwin Evans</u>
FS: 21	Ha Ha Clinton-Dix	32	Chris Banjo	<u>29</u>	<u>Kentrell Brice</u>

SPECIAL TEAMS

K: 2	Mason Crosby	10	Jacob Schum		
P: 10	Jacob Schum	2	Mason Crosby		
H: 10	Jacob Schum	18	Randall Cobb		
PR: 33	Micah Hyde	<u>11</u>	<u>Trevor Davis</u>	84	Jared Abbrederis
KR: 88	Ty Montgomery	84	Jared Abbrederis	33	Micah Hyde
LS: 61	Brett Goode	67	Don Barclay	80	Justin Perillo

Rookies are underlined

COACH LOCATIONS

► **Coaches' Box:** Jeff Blasko (coaching administrator), Dom Capers (defensive coordinator), Tom Clements (associate head coach/offense), Ejiro Evero (defensive quality control), Scott McCurley (assistant linebackers), David Raih (assistant offensive line), Joe Whitt Jr. (secondary - cornerbacks).

► **Sideline:** Brian Angelichio (tight ends), Edgar Bennett (offensive coordinator), James Campen (offensive line), Luke Getsy (wide receivers), Jerry Montgomery (defensive front assistant), Winston Moss (associate head coach/linebackers), Darren Perry (secondary - safeties), Jason Simmons (assistant special teams), Ben Sirmans (running backs), Mike Trgovac (defensive line), Alex Van Pelt (quarterbacks), Ron Zook (special teams coordinator).



ROSTER BY POSITION

QUARTERBACK (3)

Joe Callahan
Brett Hundley
Aaron Rodgers

FULLBACK (1)

Aaron Ripkowski

RUNNING BACK (2)

Eddie Lacy
James Starks

WIDE RECEIVER (7)

Jared Abbrederis
Davante Adams
Randall Cobb
Trevor Davis
Jeff Janis
Ty Montgomery
Jordy Nelson

TIGHT END (3)

Jared Cook
Justin Perillo
Richard Rodgers

OFFENSIVE LINE (8)

David Bakhtiari
Don Barclay
Bryan Bulaga
T.J. Lang
Kyle Murphy
Jason Spriggs
Lane Taylor
JC Tretter

DEFENSIVE LINE (6)

Kenny Clark
Mike Daniels
Letroy Guion
Datone Jones (also LB)
Dean Lowry
Christian Ringo

LINEBACKER (8)

Jayrone Elliott
Kyler Fackrell
Blake Martinez
Clay Matthews
Julius Peppers
Nick Perry
Jake Ryan
Joe Thomas

CORNERBACK (5)

LaDarius Gunter
Josh Hawkins
Damarius Randall
Quinten Rollins
Sam Shields

SAFETY (6)

Chris Banjo
Kentrell Brice
Morgan Burnett
Ha Ha Clinton-Dix
Marwin Evans
Micah Hyde (also CB)

SPECIALIST (3)

Mason Crosby
Brett Goode
Jacob Schum

Rookies are underlined

PRONUNCIATION GUIDE

PLAYERS

Jared Abbrederis	ab-bruh-DAIR-is	Justin Perillo	puh-RILL-oh
David Bakhtiari	bock-tee-R-ee	Damarius Randall	duh-MAIR-ee-us
Don BarclayBAR-clay	Jacob Schum	SHUMM
Kentrell Brice	ken-TRELL		
Bryan Bulaga	buh-LAH-guh	COACHES	
Devon Cajuste	DEV-un kuh-JOOST	Brian Angelichio	an-juh-LEEK-o
Jayrone Elliott	jay-RONE	James Campen	KAMP-en
Kyler Fackrell	FAK-rull	Tom Clements	KLEMM-ints
Brett Goode	GEWD	Ejoro Evero	e-JEE-row EV-uh-row
Letroy Guion	GUY-on	Mark Lovat	luh-VOTT
LaDarius Gunterluh-DAIR-ee-us	David RaihRYE
Datone Jones	DAY-tone	Mike Trgovac	TER-guh-vac
Mike Pennel	puh-NELL		

HOW THE PACKERS WERE BUILT

Year	Record	Draft (35)	Waivers (1)	Free Agents (16)
2005	4-12	QB Aaron Rodgers D1		
2007	13-3	K Mason Crosby D6c		
2008	6-10	WR Jordy Nelson D2a		LS Brett Goode
2009	11-5	LB Clay Matthews D1b G T.J. Lang D4		
2010	10-6	T Bryan Bulaga D1 S Morgan Burnett D3 RB James Starks D6		CB Sam Shields
2011	15-1	WR Randall Cobb D2		
2012	11-5	LB Nick Perry D1 DT Mike Daniels D4a		T/G Don Barclay
2013	8-7-1	DE/LB Datone Jones D1 RB Eddie Lacy D2 T David Bakhtiari D4a C/G JC Tretter D4b DB Micah Hyde D5a		S Chris Banjo G Lane Taylor
2014	12-4	S Ha Ha Clinton-Dix D1 WR Davante Adams D2 TE Richard Rodgers D3b WR Jared Abbrederis D5b WR Jeff Janis D7		LB Jayrone Elliott DT Letroy Guion LB Julius Peppers TE Justin Perillo
2015	10-6	CB Damarious Randall D1 CB Quinten Rollins D2 WR Ty Montgomery D3 LB Jake Ryan D4 QB Brett Hundley D5 FB Aaron Ripkowski D6a DT Christian Ringo D6b		CB LaDarius Gunter LB Joe Thomas (PS-Dal.)
2016	1-1	DT Kenny Clark D1 T Jason Spriggs D2 LB Kyler Fackrell D3 LB Blake Martinez D4a DE Dean Lowry D4b WR Trevor Davis D5 T Kyle Murphy D6	P Jacob Shum (T.B.)	S Kentrell Brice QB Joe Callahan TE Jared Cook S Marwin Evans CB Josh Hawkins

INDIVIDUAL STATISTICS, OFFENSE

RUSHING

		E.Lacy					J.Starks					J.Pressley					A.Rodgers					R.Cobb					A.Ripkowski				
		No	Yds	Avg	Lg	TD	No	Yds	Avg	Lg	TD	No	Yds	Avg	Lg	TD	No	Yds	Avg	Lg	TD	No	Yds	Avg	Lg	TD	No	Yds	Avg	Lg	TD
9/11	at Jax	14	61	4.4	28	0	4	7	1.8	4	0					4	16	4.0	8	1	3	11	3.7	6	0	0	0	--	--	0	
9/18	at Min	12	50	4.2	13	0	7	3	0.4	5	0		(Inactive)		3	29	9.7	10t	1	1	1	1.0	1	0	0	0	--	--	0		
9/25	Det																														
10/9	NYG																														
10/16	Dal																														
10/20	Chi																														
10/30	at Atl																														
11/6	Ind																														
11/13	at Ten																														
11/20	at Was																														
11/28	at Phi																														
12/4	Hou																														
12/11	Sea																														
12/18	at Chi																														
12/24	Min																														
1/1	at Det																														
SEASON		26	111	4.3	28	0	11	10	0.9	5	0	0	0	--	--	0	7	45	6.4	10t	2	4	12	3.0	6	0	0	0	--	--	0
CAREER		743	3186	4.3	60	23	566	2371	4.2	65t	9	0	0	--	--	0	441	2220	5.0	35	23	44	314	7.1	67	0	0	0	--	--	0

ADDITIONAL REGULAR-SEASON RUSHING:

PASSING

		A.Rodgers										B.Hundley								
		Att	Com	Pct	Yds	Sk/Yd	TD	Lg	Int	Rtng	Att	Com	Pct	Yds	Sk/Yd	TD	Lg	Int	Rtng	
9/11	at Jax	34	20	58.8	199	1/0	2	32	0	95.1										
9/18	at Min	36	20	55.6	213	5/33	1	39	1	70.7										
9/25	Det																			
10/9	NYG																			
10/16	Dal																			
10/20	Chi																			
10/30	at Atl																			
11/6	Ind																			
11/13	at Ten																			
11/20	at Was																			
11/28	at Phi																			
12/4	Hou																			
12/11	Sea																			
12/18	at Chi																			
12/24	Min																			
1/1	at Det																			
SEASON		70	40	57.1	412	6/33	3	39	1	82.6	0	0	--	0	0/0	0	--	0	--	
CAREER		4117	2673	64.9	32811	312/1950	260	93t	66	103.8	0	0	--	0	0/0	0	--	0	--	

PASSING

		J.Callahan									
		Att	Com	Pct	Yds	Sk/Yd	TD	Lg	Int	Rtng	
9/13	at Jax										(Inactive)
9/18	at Min										(Inactive)
9/25	Det										
10/9	NYG										
10/16	Dal										
10/20	Chi										
10/30	at Atl										
11/6	Ind										
11/13	at Ten										
11/20	at Was										
11/28	at Phi										
12/4	Hou										
12/11	Sea										
12/18	at Chi										
12/24	Min										
1/1	at Det										
SEASON		0	0	--	0	0/0	0	--	0	--	--
CAREER		0	0	--	0	0/0	0	--	0	--	--

INDIVIDUAL STATISTICS, OFFENSE

RUSHING

			E.Lacy										J.Starks										A.Rodgers										
			First Half					Second Half					First Half					Second Half					First Half					Second Half					
			No	Yds	Avg	Lg	TD	No	Yds	Avg	Lg	TD	No	Yds	Avg	Lg	TD	No	Yds	Avg	Lg	TD	No	Yds	Avg	Lg	TD	No	Yds	Avg	Lg	TD	
9/11	at	Jax	7	20	2.9	9	0	7	41	5.9	28	0	2	6	3.0	4	0	2	1	0.5	1	0	0	1	6	6.0	6t	1	3	10	3.3	8	0
9/18	at	Min	6	16	2.7	5	0	6	34	5.7	13	0	1	2	2.0	2	0	6	1	0.2	5	0	0	0	0	--	--	0	3	29	9.7	10t	1
9/25		Det																															
10/9		NYG																															
10/16		Dal																															
10/20		Chi																															
10/30	at	Atl																															
11/6		Ind																															
11/13	at	Ten																															
11/20	at	Was																															
11/28	at	Phi																															
12/4		Hou																															
12/11		Sea																															
12/18	at	Chi																															
12/24		Min																															
1/1	at	Det																															
SEASON			13	36	2.8	9	0	13	75	5.8	28	0	3	8	2.7	4	0	8	2	0.3	5	0	1	6	6.0	6t	1	6	39	6.5	10t	1	

PASSING

			A.Rodgers																	
			First Half						Second Half											
			Att	Com	Pct	Yds	Sk/Yd	TD	Lg	Int	Rtng	Att	Com	Pct	Yds	Sk/Yd	TD	Lg	Int	Rtng
9/11	at	Jax	18	11	61.1	114	0/0	2	29t	0	116.4	16	9	56.3	85	1/0	0	32	0	71.1
9/18	at	Min	15	8	53.3	59	1/13	1	21	0	85.1	21	12	57.1	154	4/20	0	39	1	60.4
9/25		Det																		
10/9		NYG																		
10/16		Dal																		
10/20		Chi																		
10/30	at	Atl																		
11/6		Ind																		
11/13	at	Ten																		
11/20	at	Was																		
11/28	at	Phi																		
12/4		Hou																		
12/11		Sea																		
12/18	at	Chi																		
12/24		Min																		
1/1	at	Det																		
SEASON			33	19	57.6	173	1/13	3	29t	0	102.2	37	21	56.8	239	5/20	0	39	1	65.0

PASSING

			B.Hundley																		
			First Half						Second Half												
			Att	Com	Pct	Yds	Sk/Yd	TD	Lg	Int	Rtng	Att	Com	Pct	Yds	Sk/Yd	TD	Lg	Int	Rtng	
9/11	at	Jax																			
9/18	at	Min																			
9/25		Det																			
10/9		NYG																			
10/16		Dal																			
10/20		Chi																			
10/30	at	Atl																			
11/6		Ind																			
11/13	at	Ten																			
11/20	at	Was																			
11/28	at	Phi																			
12/4		Hou																			
12/11		Sea																			
12/18	at	Chi																			
12/24		Min																			
1/1	at	Det																			
SEASON			0	0	--	0	0/0	0	--	0	--	0	0	0	--	0	0/0	0	--	0	--

INDIVIDUAL STATISTICS, DEFENSE

	M.Pennel					J.Peppers					N.Perry					D.Randall					C.Ringo					Q.Rollins									
	UT	A	Sk	Int	PD	UT	A	Sk	Int	PD	UT	A	Sk	Int	PD	UT	A	Sk	Int	PD	UT	A	Sk	Int	PD	UT	A	Sk	Int	PD					
9/11	at	Jax				0	1	0-0	0-0	0	3	0	1-2	0-0	0	5	2	0-0	0-0	2	1	0	0-0	0-0	0	1	1	0-0	0-0	2					
9/18	at	Min	(Reserve/Suspended)			2	0	1.5-11.5	0-0	0	1	4	0.5-4.5	0-0	0	2	0	0-0	0-0	0	0	0	0-0	0-0	0	0	1	0-0	0-0	0					
9/25		Det																																	
10/9		NYG																																	
10/16		Dal																																	
10/20		Chi																																	
10/30	at	Atl																																	
11/6		Ind																																	
11/13	at	Ten																																	
11/20	at	Was																																	
11/28	at	Phi																																	
12/4		Hou																																	
12/11		Sea																																	
12/18	at	Chi																																	
12/24		Min																																	
1/1	at	Det																																	
SEASON						0	0	0-0	0-0	0	2	1	1.5-11.5	0-0	0	4	2	0-0	0-0	2	1	0	0-0	0-0	0	1	2	0-0	0-0	2					
CAREER						29	24	1-0	0-0	0	580	230	137.5-837.5	11-293	63	88	50	14-106	0-0	4	58	11	0-0	3-47	18	1	0	0-0	0-0	0	26	12	1-11	2-48	11

	J.Ryan					S.Shields					J.Thomas						
	UT	A	Sk	Int	PD	UT	A	Sk	Int	PD	UT	A	Sk	Int	PD		
9/11	at	Jax	4	4	0-0	0-0	1	4	1	0-0	0-0	0	2	1	0-0	1-9	1
9/18	at	Min	6	3	0-0	0-0	1			(Inactive)			5	0	0-0	0-0	0
9/25		Det															
10/9		NYG															
10/16		Dal															
10/20		Chi															
10/30	at	Atl															
11/6		Ind															
11/13	at	Ten															
11/20	at	Was															
11/28	at	Phi															
12/4		Hou															
12/11		Sea															
12/18	at	Chi															
12/24		Min															
1/1	at	Det															
SEASON			10	7	0-0	0-0	2	4	1	0-0	0-0	0	7	1	0-0	1-9	1
CAREER			42	22	0-0	0-0	2	209	47	1-8	18-180	90	23	9	1-2	1-9	3

DEFENSIVE FUMBLE STATISTICS

FORCED FUMBLES (2)

H.Clinton-Dix - (1) at Jacksonville, Sept. 11 (A.Robinson)
 L.Gunter - (1) at Minnesota, Sept. 18 (A.Thielen)

FUMBLE RECOVERIES (0)

INDIVIDUAL STATISTICS, DEFENSE

QUARTERBACK SACKS (7-52)

9/11 at Jacksonville: (3-20) M.Burnett 1-8, C.Matthews 1-10, N.Perry 1-2.
9/18 at Minnesota: (4-32) J.Peppers 1.5-11.5, M.Daniels 1-9, C.Matthews 1-7, N.Perry 0.5-4.5.
9/25 Detroit:
10/9 New York Giants:
10/16 Dallas:
10/20 Chicago:
10/30 at Atlanta:
11/6 Indianapolis:
11/13 at Tennessee:
11/20 at Washington:
11/28 at Philadelphia:
12/4 Houston:
12/11 Seattle:
12/18 at Chicago:
12/24 Minnesota:
1/1 at Detroit:
SEASON TOTALS: (7-52) C.Matthews 2-17, J.Peppers 1.5-11.5, N.Perry 1.5-6.5, M.Burnett 1-8, M.Daniels 1-9.

QUARTERBACK HITS (19)

9/11 at Jacksonville: (7) N.Perry 4, M.Daniels 1, D.Jones 1, C.Matthews 1.
9/18 at Minnesota: (12) M.Daniels 4, J.Peppers 4, C.Matthews 2, N.Perry 2.
9/25 Detroit:
10/9 New York Giants:
10/16 Dallas:
10/20 Chicago:
10/30 at Atlanta:
11/6 Indianapolis:
11/13 at Tennessee:
11/20 at Washington:
11/28 at Philadelphia:
12/4 Houston:
12/11 Seattle:
12/18 at Chicago:
12/24 Minnesota:
1/1 at Detroit:
SEASON TOTALS: (19) N.Perry 6, M.Daniels 5, J.Peppers 4, C.Matthews 3, D.Jones 1.

PASSES DEFENSED (11)

9/11 at Jacksonville: (7) D.Randall 2, Q.Rollins 2, H.Clinton-Dix 1, J.Ryan 1, J.Thomas 1.
9/18 at Minnesota: (4) M.Burnett 1, K.Clark 1, B.Martinez 1, J.Ryan 1.
9/25 Detroit:
10/9 New York Giants:
10/16 Dallas:
10/20 Chicago:
10/30 at Atlanta:
11/6 Indianapolis:
11/13 at Tennessee:
11/20 at Washington:
11/28 at Philadelphia:
12/4 Houston:
12/11 Seattle:
12/18 at Chicago:
12/24 Minnesota:
1/1 at Detroit:
SEASON TOTALS: (11) D.Randall 2, Q.Rollins 2, J.Ryan 2, M.Burnett 1, K.Clark 1, H.Clinton-Dix 1, B.Martinez 1, J.Thomas 1.

INDIVIDUAL STATISTICS, SPECIAL TEAMS

PUNTING

J.Schum

	No	Yds	Avg	TB	In20	Lg	Bk	Net
9/11 at Jax	4	184	46.0	0	0	56	0	42.5
9/18 at Min	5	193	38.6	0	1	44	0	38.6
9/25 Det								
10/9 NYG								
10/16 Dal								
10/20 Chi								
10/30 at Atl								
11/6 Ind								
11/13 at Ten								
11/20 at Was								
11/28 at Phi								
12/4 Hou								
12/11 Sea								
12/18 at Chi								
12/24 Min								
1/1 at Det								
SEASON	9	377	41.9	0	1	56	0	40.3
CAREER	65	2725	41.9	4	16	60	0	38.3

KICKING

M.Crosby

	FG	PAT	Pts	Kickoffs			OB
				No. Ret	TB	Pct	
9/11 at Jax	2/2	3/3	9	2	4	66.7	0
9/18 at Min	0/0	2/2	2	2	1	33.3	0
9/25 Det							
10/9 NYG							
10/16 Dal							
10/20 Chi							
10/30 at Atl							
11/6 Ind							
11/13 at Ten							
11/20 at Was							
11/28 at Phi							
12/4 Hou							
12/11 Sea							
12/18 at Chi							
12/24 Min							
1/1 at Det							
SEASON	2/2	5/5	11	4	5	55.6	0
CAREER	238/298	442/446	1156	545	231	29.3	15

ADDITIONAL KICKOFFS:

ON-SIDE KICK RECOVERIES

OWN KICKS (0/0)

OPPONENT KICKS (0/0)

BLOCKED KICKS

PACKERS (0)

BLOCKED PUNTS

OPPONENTS (0)

KICKOFF

T.Montgomery

J.Abbrederis

RETURNS

	No	Yds	Avg	Lg	TD	No	Yds	Avg	Lg	TD
9/11 at Jax	1	14	14.0	14	0	0	0	--	--	0
9/18 at Min	1	21	21.0	21	0	0	0	--	--	0
9/25 Det										
10/9 NYG										
10/16 Dal										
10/20 Chi										
10/30 at Atl										
11/6 Ind										
11/13 at Ten										
11/20 at Was										
11/28 at Phi										
12/4 Hou										
12/11 Sea										
12/18 at Chi										
12/24 Min										
1/1 at Det										
SEASON	2	35	17.5	21	0	0	0	--	--	0
CAREER	9	253	28.1	46	0	34	814	23.9	70	0

ADDITIONAL KICKOFF RETURNS:

PUNT RETURNS

	No	Yds	Avg	FC	Lg	TD	No	Yds	Avg	FC	Lg	TD
9/11 at Jax	0	0	--	0	--	0	0	0	--	0	--	0
9/18 at Min	0	0	--	4	--	0	0	0	--	1	--	0
9/25 Det												
10/9 NYG												
10/16 Dal												
10/20 Chi												
10/30 at Atl												
11/6 Ind												
11/13 at Ten												
11/20 at Was												
11/28 at Phi												
12/4 Hou												
12/11 Sea												
12/18 at Chi												
12/24 Min												
1/1 at Det												
SEASON	0	0	--	4	--	0	0	0	--	1	--	0
CAREER	65	674	10.4	38	93t	3	0	0	--	1	--	0

ADDITIONAL PUNT RETURNS: D.Randall 1-2 at Min (Sept. 18)

SPECIAL TEAMS FUMBLE STATISTICS

FORCED FUMBLES (0)

FUMBLE RECOVERIES (0)

BLOCKED FIELD GOALS

BLOCKED PATs

DRIVE STATISTICS

PACKERS SCORING DRIVES (game-by-game)

Date	Opponent	Plays	Yards	Time	Result	Qtr	Scoring Play	Quarterback
9/11	at Jacksonville	6	29	3:05	TD	1	A.Rodgers 6 run	A.Rodgers
9/11	at Jacksonville	9	75	4:43	TD	2	A.Rodgers 6 pass to J.Nelson	A.Rodgers
9/11	at Jacksonville	5	75	0:56	TD	2	A.Rodgers 29 pass to D.Adams	A.Rodgers
9/11	at Jacksonville	13	68	4:48	FG	3	M.Crosby 25 field goal	A.Rodgers
9/11	at Jacksonville	16	73	9:14	FG	4	M.Crosby 20 field goal	A.Rodgers
9/18	at Minnesota	5	52	3:08	TD	1	A.Rodgers 1 pass to J.Nelson	A.Rodgers
9/18	at Minnesota	10	75	4:30	TD	4	A.Rodgers 10 run	A.Rodgers

Scoring-Drive Length, Regular Season

Length (minus)	Packers		Opponent	
	TD	FG	TD	FG
0—9	0	0	0	0
10—19	0	0	0	0
20—29	1	0	0	0
30—39	0	0	0	1
40—49	0	0	1	1
50—59	1	0	1	2
60—69	0	1	0	0
70—79	3	1	1	0
80—89	0	0	1	0
90—99	0	0	0	0
SEASON	5	2	4	4

Possessions at a glance

Reg. Season	No.	Avg. Snaps	*3-Plays & Out	Snaps/TD
Packers	22	5.6	7	24.8
Opponent	21	6.0	4	31.3

*—less if turnover, no first downs or score

Game-Opening Drives

Game		Packers			Opponent		
		Pts	FD	Yds	Pts	FD	Yds
9/11	at Jax	7	2	29	0	1	13
9/18	at Min	0	0	3	0	1	17
9/25	Det						
10/9	NYG						
10/16	Dal						
10/20	Chi						
10/30	at Atl						
11/6	Ind						
11/13	at Ten						
11/20	at Was						
11/28	at Phi						
12/4	Hou						
12/11	Sea						
12/18	at Chi						
12/24	Min						
1/1	at Det						
SEASON		7	2	32	0	2	30

Second-Half Opening Drives

Game		Packers			Opponent		
		Pts	FD	Yds	Pts	FD	Yds
9/11	at Jax	3	3	68	3	2	54
9/18	at Min	0	0	9	0	2	26
9/25	Det						
10/9	NYG						
10/16	Dal						
10/20	Chi						
10/30	at Atl						
11/6	Ind						
11/13	at Ten						
11/20	at Was						
11/28	at Phi						
12/4	Hou						
12/11	Sea						
12/18	at Chi						
12/24	Min						
1/1	at Det						
SEASON		3	3	77	3	4	80

2016 SUPERLATIVES

LONGEST REGULAR-SEASON RETURNS

Packers

Type	Yards	Opp. Date	Player
Kickoff	21	at Min, Sept. 18	T.Montgomery
Kickoff	14	at Jax, Sept. 11	T.Montgomery
Interception	9	at Jax, Sept. 11	J.Thomas
Punt	2	at Min, Sept. 18	D.Randall

No. of returns 20-plus yards in length: 1
 No. of returns 40-plus yards in length: 0

Opponent

Type	Yards	Opp. Date	Player
Kickoff	37	at Min, Sept. 18	C.Patterson
Kickoff	32	at Jax, Sept. 11	C.Grant
Kickoff	25	at Min, Sept. 18	C.Patterson
Kickoff	19	at Jax, Sept. 11	C.Grant
Punt	14	at Jax, Sept. 11	R.Greene

No. of returns 20-plus yards in length: 3
 No. of returns 40-plus yards in length: 0

LONGEST REGULAR-SEASON PLAYS FROM SCRIMMAGE

Packers

Yards	Opp.	Play
39	at Min	A.Rodgers to J.Nelson
32	at Jax	A.Rodgers to R.Cobb
29t	at Jax	A.Rodgers to D.Adams
28	at Jax	E.Lacy run
22	at Jax	A.Rodgers to R.Rodgers

Long run:

28	at Jax	E.Lacy
13	at Min	E.Lacy
12	at Min	E.Lacy
10t	at Min	A.Rodgers
10	at Min	A.Rodgers

No. plays 20-plus yards: 1
 No. plays 40-plus yards: 0

Opponent

Yards	Opp.	Play
46	at Min	S.Bradford to S.Diggs
44	at Min	S.Bradford to S.Diggs
38	at Jax	B.Bortles to A.Hurns
37	at Jax	B.Bortles to M.Lewis
30	at Jax	B.Bortles to A.Hurns

Long run:

12	at Min	M.Asiate
7	at Jax	T.Yeldon
6	at Jax	T.Yeldon
6	at Jax	T.Yeldon
6	at Jax	T.Yeldon

No. plays 20-plus yards: 0
 No. plays 40-plus yards: 0

MISCELLANEOUS

WEEKLY INACTIVES

9/11	at Jacksonville:	C.Banjo, J.Callahan, T.Davis, J.Elliott, J.Hawkins, K.Murphy, J.Pressley.
9/18	at Minnesota:	C.Banjo, J.Callahan, J.Elliott, J.Hawkins, K.Murphy, S.Shields.
9/25	Detroit:	
10/9	N.Y. Giants:	
10/16	Dallas:	
10/20	Chicago:	
10/30	at Atlanta:	
11/6	Indianapolis:	
11/13	at Tennessee:	
11/20	at Washington:	
11/28	at Philadelphia:	
12/4	Houston:	
12/11	Seattle:	
12/18	at Chicago:	
12/24	Minnesota:	
1/1	at Detroit:	

SEASON TOTALS: C.Banjo (2), J.Callahan (2), J.Elliott (2), J.Hawkins (2), K.Murphy (2), T.Davis (1), J.Pressley (1), S.Shields (1).

TIME SPENT IN THE LEAD

Opponent	In Lead	Packers Trailing
9/11 at Jax.....	38:05	5:39
9/18 at Min.....	10:25	30:27
9/25 Det		
10/9 NYG		
10/16 Dal		
10/20 Chi		
10/30 at Atl		
11/6 Ind		
11/13 at Ten		
11/20 at Was		
11/28 at Phi		
12/4 Hou		
12/11 Sea		
12/18 at Chi		
12/24 Min		
1/1 at Det		
SEASON48:30	36:06
SEASON AVG24:15	18:03

TWO-POINT CONVERSIONS

REGULAR SEASON

Packers (0-0):
 Opponent (0-0):

NON-OFFENSIVE SCORES

REGULAR SEASON

Packers (0):
 Opponent (0):

PENALTIES AND REPLAY CHALLENGES

PENALTY STATISTICS

	Regular Season	
	Packers	Opponent
Times Penalized after Offensive Gain	3	1
Gains Wiped Out, Offensive Penalties	52	10
Touchdowns Cost	0	0
Field Goals Cost	0	0
First Downs Lost	1	1
Intentional-Grounding Penalties	0	0
Defensive Pass Interference, Times Flagged	2	5
Yards Given Up	16	117
Defensive 3rd/4th Down Flags (kept drive alive)	2	2
Kick/Punt Return Penalties	0	1
Return Yards Wiped Out	0	10

Touchdowns nullified — GREEN BAY (0):

OPPONENTS (0):

2016 REGULAR-SEASON REPLAY CHALLENGES

PACKERS (1/1)

Date.	Opp.	Initial Ruling	Ruling
9/11	at Jax	Jacksonville 11 men on field . .	Penalty on Jax, Defensive 12 On Field, Reversed

OPPONENTS (0/0)

Date.	Opp.	Initial Ruling	Ruling
--------------	-------------	-----------------------	---------------

REPLAY ASSISTANT (0/0)

Last two minutes of the half, overtime, turnovers and scoring plays

Date.	Opp.	Initial Ruling	Ruling
--------------	-------------	-----------------------	---------------

2016 REGULAR-SEASON PENALTIES ACCEPTED (11)

OFFENSE (6)

Delay of Game (2) — A.Rodgers at Jax (Sept. 11), A.Rodgers at Jax (Sept. 11)

Holding (2) — R.Rodgers at Min (Sept. 18), T.Lang at Min (Sept. 18)

Pass Interference (1) — D.Adams at Min (Sept. 18)

Unsportsmanlike Conduct (1) — J.Tretter at Min (Sept. 18)

DEFENSE (5)

Holding (1) — M.Burnett at Jax (Sept. 11)

Offside (1) — M.Daniels at Jax (Sept. 11)

Pass Interference (2) — M.Burnett at Jax (Sept. 11), D.Randall at Min (Sept. 18)

Roughing the Passer (1) — M.Daniels at Min (Sept. 18)

SPECIAL TEAMS (0)

TURNOVER STATISTICS AND NOTES

TURNOVER ANALYSIS

	Packers Take			Packers Give			Diff	Cum	NFC Rank	NFL Rank
	Aways			Aways						
	Int	Fum	Tot	Int	Fum	Tot				
Jax	1	0	1	0	0	0	+1	+1	4t	5t
Min	0	1	1	1	2	3	-2	-1	11t	19t
DET										
BYE										
NYG										
DAL										
CHI										
Atl										
IND										
Ten										
Was										
Phi										
HOU										
SEA										
Chi										
MIN										
Det										
Total	1	1	2	1	2	3				

HOME GAMES UPPERCASED IN BOLD

Regular-Season Takeaway Breakdown

	Packers	Opponent
Total	2	3
Interceptions	1	1
Fumble Rec.	1	2
Muffed Punt Rec.	0	0
Points off Turnovers	7	0
Touchdowns	1	0
Field Goals	0	0
Didn't attempt score	0	0

REGULAR-SEASON TOUCHDOWN RETURNS

Packers (0):
Opponent (0):

2016 RECORD WHEN...

When...	Record	Postseason
+4 turnover margin	0-0	0-0
+3 turnover margin	0-0	0-0
+2 turnover margin	0-0	0-0
+1 turnover margin	1-0	0-0
even turnover margin	0-0	0-0
-1 turnover margin	0-0	0-0
-2 turnover margin	0-1	0-0
-3 turnover margin	0-0	0-0
-4 turnover margin	0-0	0-0
recording 0 takeaways	0-0	0-0
recording 1 takeaway	1-1	0-0
recording 2 takeaways	0-0	0-0
recording 3 takeaways	0-0	0-0
recording 4 takeaways	0-0	0-0
recording 5 takeaways	0-0	0-0
recording 0 giveaways	1-0	0-0
recording 1 giveaway	0-0	0-0
recording 2 giveaways	0-0	0-0
recording 3 giveaways	0-1	0-0
recording 4 giveaways	0-0	0-0
recording 5 giveaways	0-0	0-0
recording 0 interceptions	0-1	0-0
recording 1 interception	1-0	0-0
recording 2 interceptions	0-0	0-0
recording 3 interceptions	0-0	0-0
recording 4 interceptions	0-0	0-0
surrendering 0 interceptions	1-0	0-0
surrendering 1 interception	0-1	0-0
surrendering 2 interceptions	0-0	0-0
surrendering 3 interceptions	0-0	0-0
recovering 0 fumbles	1-0	0-0
recovering 1 fumble	0-1	0-0
recovering 2 fumbles	0-0	0-0
recovering 3 fumbles	0-0	0-0
losing 0 fumbles	1-0	0-0
losing 1 fumble	0-0	0-0
losing 2 fumbles	0-1	0-0
losing 3 fumbles	0-0	0-0

TAKEAWAY SUMMARY (2)

9/11 at Jacksonville: J.Thomas (interception).
 9/18 at Minnesota: R.Cobb (fumble recovery).
 9/25 Detroit:
 10/9 N.Y. Giants:
 10/16 Dallas:
 10/20 Chicago:
 10/30 at Atlanta:
 11/6 Indianapolis:
 11/13 at Tennessee:
 11/20 at Washington:
 11/28 at Philadelphia:
 12/4 Houston:
 12/11 Seattle:
 12/18 at Chicago:
 12/24 Minnesota:
 1/1 at Detroit:

SEASON TOTALS: R.Cobb 1 (fumble recovery), J.Thomas 1 (interception).

Note: Only fumbles lost are credited. Fumbles in which the team maintained possession are not included.

TAKEAWAY POINTS

Packers Regular Season (7)

Date	Opp.	Turnover	Result	Points
9/11	at Jax	Interception	TD	7

Opponent Regular Season (0)

Date	Opp.	Turnover	Result	Points
------	------	----------	--------	--------

GIVEAWAY SUMMARY (3)

9/11 at Jacksonville: None.
 9/18 at Minnesota: A.Rodgers (fumble, interception), D.Adams (fumble).
 9/25 Detroit:
 10/9 N.Y. Giants:
 10/16 Dallas:
 10/20 Chicago:
 10/30 at Atlanta:
 11/6 Indianapolis:
 11/13 at Tennessee:
 11/20 at Washington:
 11/28 at Philadelphia:
 12/4 Houston:
 12/11 Seattle:
 12/18 at Chicago:
 12/24 Minnesota:
 1/1 at Detroit:

SEASON TOTALS: A.Rodgers 2 (fumble, interception), D.Adams 1 (fumble).

Note: Only fumbles lost are credited. Fumbles in which the team maintained possession are not included.

REGULAR-SEASON PLAYER PARTICIPATION

NFL WEEK Player	1	2	3	5	6	7	8	9	10	11	12	13	14	15	16	17	— Season Totals —			
	at JAX	at MIN	DET	NYG	DAL	CHI	at ATL	IND	at TEN	at WAS	at PHI	HOU	SEA	at CHI	MIN	at DET	GP	GS	DNP	INA
Abbrederis, Jared	SUB	SUB															2	0	0	0
Adams, Davante	3WR	3WR															2	2	0	0
Allison, Geronimo	PS	PS															0	0	0	0
Bakhtiari, David	LT	LT															2	2	0	0
Banjo, Chris	INA	INA															0	0	0	2
Barclay, Don	SUB	SUB															2	0	0	0
Bradford, Carl	PS	PS															0	0	0	0
Brice, Kentrell	SUB	SUB															2	0	0	0
Bulaga, Bryan	RT	RT															2	2	0	0
Burnett, Morgan	SS	SS															2	2	0	0
Cajuste, Devon	PS	PS															0	0	0	0
Callahan, Joe	INA	INA															0	0	0	2
Clark, Kenny	SUB	SUB															2	0	0	0
Clinton-Dix, Ha Ha	FS	FS															2	2	0	0
Cobb, Randall	WR	WR															2	2	0	0
Cook, Jared	TE	TE															2	2	0	0
Crockett, John	IR	IR															0	0	0	0
Crosby, Mason	SUB	SUB															2	0	0	0
Daniels, Mike	DT	DT															2	2	0	0
Davis, Trevor	INA	SUB															1	0	0	1
Dorleant, Makinton	IR	IR															0	0	0	0
Elliott, Jayrone	INA	INA															0	0	0	2
Evans, Marwin	SUB	SUB															2	0	0	0
Fackrell, Kyle	SUB	SUB															2	0	0	0
Gilbert, Reggie	PS	PS															0	0	0	0
Goode, Brett	SUB	SUB															2	0	0	0
Goodson, Demetri	SUS	SUS															0	0	0	0
Guion, Letroy	NT	NT															2	2	0	0
Gunter, LaDarius	SUB	RCB															2	1	0	0
Hawkins, Josh	INA	INA															0	0	0	2
Hundley, Brett	DNP	DNP															0	0	2	0
Hyde, Micah	SUB	SUB															2	0	0	0
Jackson, Don	PS	PS															0	0	0	0
Janis, Jeff	SUB	SUB															2	0	0	0
Jones, Datone	SUB	SUB															2	0	0	0
Kuder, Tyler	IR	IR															0	0	0	0
Lacy, Eddie	RB	RB															2	2	0	0
Lang, T.J.	RG	RG															2	2	0	0
Linsley, Corey	PUP	PUP															0	0	0	0
Lowry, Dean	SUB	SUB															2	0	0	0
Martinez, Blake	ILB	ILB															2	2	0	0
Matthews, Clay	LOLB	ROLB															2	2	0	0
Montgomery, Ty	SUB	SUB															2	0	0	0
Muir, Blake	PS	PS															0	0	0	0
Murphy, Kyle	INA	INA															0	0	0	2
Nelson, Jordy	WR	WR															2	2	0	0
Patrick, Lucas	PS	PS															0	0	0	0
Pennel, Mike	SUS	SUS															0	0	0	0
Peppers, Julius	SUB	SUB															2	0	0	0
Perillo, Justin	SUB	SUB															2	0	0	0
Perry, Nick	ROLB	LOLB															2	2	0	0
Pressley, Jhurrell	INA	-															0	0	0	1
Price, Brian	PS	PS															0	0	0	0
Randall, Damarious	LCB	LCB															2	2	0	0
Ringo, Christian	SUB	SUB															2	0	0	0
Ripkowski, Aaron	SUB	SUB															2	0	0	0
Rodgers, Aaron	QB	QB															2	2	0	0
Rodgers, Richard	SUB	SUB															2	0	0	0
Rollins, Quinten	3CB	3CB															2	2	0	0
Ryan, Jake	ILB	ILB															2	2	0	0
Schum, Jacob	SUB	SUB															2	0	0	0
Shields, Sam	RCB	INA															1	1	0	1
Spriggs, Jason	SUB	SUB															2	0	0	0
Starks, James	SUB	SUB															2	0	0	0
Steuck, Kyle	IR	-															0	0	0	0
Taylor, Lane	LG	LG															2	2	0	0
Thomas, Joe	SUB	SUB															2	0	0	0
Tretter, JC	C	C															2	2	0	0
Waters, Herb	PS	PS															0	0	0	0
Whitehead, Jermaine	PS	PS															0	0	0	0

STARTERS IN BOLD AT POSITION; DNP — Did not play; INA — Inactive; IR — Injured reserve; PS — Practice squad; PUP — Reserve/Physically Unable to Perform; SUB — Substitute; SUS — Reserve/Suspended; 3CB — Started as third cornerback; 3WR — Started as third wide receiver.

SEASON-HIGHS/W-L BREAKDOWN

INDIVIDUAL

Longest Scoring Run — 10, A.Rodgers, Sept. 18 at Minnesota
 Longest Non-Scoring Run — 28, E.Lacy, Sept. 11 at Jacksonville

Longest Scoring Pass — 29, A.Rodgers to D.Adams, Sept. 11 at Jacksonville
 Longest Non-Scoring Pass — 39, A.Rodgers to J.Nelson, Sept. 18 at Minnesota

Longest Kickoff Return — 21, T.Montgomery, Sept. 18 at Minnesota
 Longest Punt Return — 2, D.Randall, Sept. 18 at Minnesota
 Longest Interception Return — 9, J.Thomas, Sept. 11 at Jacksonville
 Longest Fumble Return — 0, R.Cobb, Sept. 18 at Minnesota

Longest Punt — 56, J.Schum, Sept. 11 at Jacksonville

Longest Field Goal — 25, M.Crosby, Sept. 11 at Jacksonville
 Most Field Goals Attempted — 2, M.Crosby, Sept. 11 at Jacksonville
 Most Field Goals Made — 2, M.Crosby, Sept. 11 at Jacksonville

Most Touchdowns — 1, five times, most recently J.Nelson and A.Rodgers, Sept. 11 at Minnesota

Most Rushing Attempts — 14, E.Lacy, Sept. 11 at Jacksonville
 Most Rushing Yards — 61, E.Lacy, Sept. 11 at Jacksonville

Most Passing Attempts — 36, A.Rodgers, Sept. 18 at Minnesota
 Most Completions — 20, twice, most recently A.Rodgers, Sept. 18 at Minnesota
 Most Passing Yards — 213, A.Rodgers, Sept. 18 at Minnesota
 Most Touchdown Passes — 2, A.Rodgers, Sept. 11 at Jacksonville

Most Receptions — 6, twice, most recently R.Cobb and J.Nelson, Sept. 11 at Jacksonville
 Most Receiving Yards — 73, J.Nelson, Sept. 18 at Minnesota

Most Total Yards from Scrimmage — 78, E.Lacy, Sept. 11 at Jacksonville

Most Defensive Interceptions — 1, J.Thomas, Sept. 11 at Jacksonville
 Most Tackles — 9, three times, most recently J.Ryan, Sept. 18 at Minnesota
 Most Solo Tackles — 9, M.Burnett, Sept. 10 at Jacksonville
 Most Sacks — 1.5, J.Peppers, Sept. 18 at Minnesota
 Most Passes Defensed — 2, twice, most recently D.Randall and Q.Rollins, Sept. 11 at Jacksonville

TEAM

Offensive Most...

First Downs — 20, Sept. 18 at Minnesota
 Rushing Attempts — 25, Sept. 11 at Jacksonville
 Rushing Yards — 95, Sept. 11 at Jacksonville
 Pass Attempts — 36, Sept. 18 at Minnesota
 Completions — 20, twice, most recently Sept. 18 at Minnesota
 TDs Thrown — 2, Sept. 11 at Jacksonville
 Ints. Thrown — 1, Sept. 18 at Minnesota
 Net Passing Yards — 199, Sept. 11 at Jacksonville
 Offensive Plays — 64, Sept. 18 at Minnesota
 Total Offense — 294, Sept. 11 at Jacksonville
 Time of Possession — 29:42, Sept. 18 at Minnesota
 Turnovers — 3, Sept. 18 at Minnesota
 Fumbles — 4, Sept. 18 at Minnesota
 Fumbles Lost — 2, Sept. 18 at Minnesota

Longest Scoring Drives

Plays — 16, Sept. 11 at Jacksonville
 Yards — 75, twice, most recently Sept. 18 at Minnesota
 Time — 9:14, Sept. 11 at Jacksonville

Shortest Scoring Drives

Plays — 5, twice, most recently Sept. 18 at Minnesota
 Yards — 29, Sept. 11 at Jacksonville
 Time — 0:56, Sept. 11 at Jacksonville

Defensive Fewest...

First Downs Allowed — 15, Sept. 18 at Minnesota
 Rushing Att. Allowed — 22, Sept. 18 at Minnesota
 Rushing Yards Allowed — 30, Sept. 18 at Minnesota
 Pass Att. Allowed — 31, Sept. 18 at Minnesota
 Pass Comp. Allowed — 22, Sept. 18 at Minnesota
 Net Passing Yards Allowed — 286, Sept. 18 at Minnesota
 Total Plays Allowed — 57, Sept. 18 at Minnesota
 Total Yards Allowed — 284, Sept. 18 at Minnesota

Defensive Most...

Takeaways — 1, twice, most recently Sept. 18 at Minnesota
 Interceptions — 1, Sept. 11 at Jacksonville
 Fumbles Forced — 2, Sept. 18 at Minnesota
 Fumbles Recovered — 1, Sept. 18 at Minnesota
 Passes Defensed — 7, Sept. 11 at Jacksonville
 Sacks — 4, Sept. 18 at Minnesota

	2016 regular season...			2015 regular season...			2014 regular season...			1992-present...		
	Home	Road	Overall	Home	Road	Overall	Home	Road	Overall	Home	Road	Overall
Overall	0-0	1-1	1-1	5-3	5-3	10-6	8-0	4-4	12-4	146-45-1	99-95	244-140-1
On Grass	0-0	1-0	1-0	5-3	4-3	9-6	8-0	3-0	11-0	146-45-1	57-37	202-82-1
On Artificial Surfaces	0-0	0-1	0-1	0-0	1-0	1-0	0-0	1-4	1-4	0-0	42-60	42-60
In Open-Air Stadiums	0-0	1-0	1-0	5-3	4-2	9-5	8-0	4-2	12-2	146-45-1	64-59	209-104-1
In Indoor Stadiums	0-0	0-1	0-1	0-0	1-1	1-1	0-0	0-2	0-2	0-0	35-36	35-36
vs. Division Opponents	0-0	0-1	0-1	0-3	3-0	3-3	3-0	2-1	5-1	66-17-1	47-37	113-54-1
vs. NFC	0-0	0-1	0-1	3-3	4-2	7-5	6-0	3-3	9-3	112-31-1	75-70	186-101-1
vs. AFC	0-0	1-0	1-0	2-0	1-1	3-1	2-0	1-1	3-1	34-14	24-25	58-39
When scoring first	0-0	1-1	1-1	5-2	3-0	8-2	7-0	3-2	10-2	104-19-1	60-36	163-55-1
When Opponent scored first	0-0	0-0	0-0	0-1	2-3	2-4	1-0	1-2	2-2	41-26	39-59	80-85
In overtime	0-0	0-0	0-0	0-0	0-0	0-0	0-0	0-0	0-0	5-3-1	1-5	6-8-1
When leading after first quarter	0-0	0-1	0-1	5-2	3-1	8-3	6-0	3-1	9-1	89-14-1	53-24	141-38-1
When leading at halftime	0-0	1-0	1-0	5-0	3-0	8-0	7-0	4-0	11-0	115-9	78-26	192-35
When leading after third quarter	0-0	1-0	1-0	4-0	4-0	8-0	8-0	4-0	12-0	121-5	89-22	209-27
When trailing after first quarter	0-0	0-0	0-0	0-0	1-2	1-2	1-0	0-1	1-1	26-22	18-44	44-66
When trailing at halftime	0-0	0-1	0-1	0-2	2-3	2-5	1-0	0-1	1-1	22-30-1	18-59	40-89-1
When trailing after third quarter	0-0	0-1	0-1	1-3	1-3	2-6	0-0	0-4	0-4	16-37-1	7-72	23-109-1
When tied at halftime	0-0	0-0	0-0	0-1	0-0	0-1	0-0	0-2	0-2	9-6	3-9	12-15
On Thursday	0-0	0-0	0-0	0-1	1-0	1-1	1-0	0-1	1-1	4-1	5-7	9-8
On Friday	0-0	0-0	0-0	0-0	0-0	0-0	0-0	0-0	0-0	0-0	1-0	1-0
On Saturday	0-0	0-0	0-0	0-0	0-0	0-0	0-0	0-0	0-0	1-0	2-0	3-0
On Sunday/Early Games	0-0	1-0	1-0	1-1	1-1	2-2	1-0	4-2	5-2	90-25-1	46-46	136-71-1
On Sunday/Late Afternoon Games	0-0	0-0	0-0	2-0	3-1	5-1	4-0	0-0	4-0	27-11	23-21	49-31
On Sunday/Night Games	0-0	0-1	0-1	1-1	0-1	1-2	1-0	0-1	1-1	13-3	10-6	23-9
On Monday	0-0	0-0	0-0	1-0	0-0	1-0	1-0	0-0	1-0	12-6	11-15	23-21
When Packers had 100-yard rusher	0-0	0-0	0-0	2-1	1-0	3-1	2-0	1-0	3-0	38-10-1	29-9	67-19-1
When Packers had 100-yard receiver	0-0	0-0	0-0	2-1	2-0	4-1	6-0	3-1	9-1	69-16	43-32	112-48
When Packers had 300-yard passer	0-0	0-0	0-0	1-1	0-1	1-2	5-0	2-1	7-1	36-13	31-20	67-33
When Opponent had 100-yard rusher	0-0	0-0	0-0	2-0	1-1	3-1	0-0	1-2	1-2	125-20-1	20-28	45-48-1
When Opponent had 100-yard receiver	0-0	0-1	0-1	2-0	2-2	4-2	4-0	1-0	5-0	46-16	28-35	74-51
When Opponent had 300-yard passer	0-0	1-0	1-0	1-0	0-1	1-1	2-0	0-1	2-1	23-7	16-19	39-26

TRANSACTIONS BY DATE

1/5	Signed DT William Campbell to the practice squad; Placed DE B.J. McBryde on the practice squad injured list; Signed QB Ryan Williams (reserve/future)	5/9	Signed T Jason Spriggs, TE Casey Pierce, DT Demetris Anderson, RB Brandon Burks, FB Alstavis Squirewell and G Cory Tucker; Released DT Josh Boyd, DT William Campbell, TE David Grinnage, WR Dennis Parks and T Jeremy Vujnovich	9/2	Released TE Mitchell Henry
1/15	Signed CB Robertson Daniel to the active roster from the practice squad; Placed TE Andrew Quarless on injured reserve	5/10	Signed S Marwin Evans	9/3	Released WR Geronimo Allison, LB Sam Barrington, LB Carl Bradford, LB Beniquez Brown, CB Robertson Daniel, CB Warren Gatewood, LB Reggie Gilbert, LS Rick Lovato, G Lucas Patrick, TE Casey Pierce, DT Brian Price, RB Brandon Ross, G Josh Sitton, FB Alstavis Squirewell, G Josh Walker, WR Herb Waters, S Jermaine Whitehead, QB Marquise Williams; Placed DT Tyler Kuder and C Kyle Steuck on injured reserve; Placed C Corey Linsley on reserve/physically unable to perform; Placed CB Demetri Goodson and DT Mike Pennel on reserve/suspended
1/18	Signed LB Carl Bradford, DT William Campbell, TE Mitchell Henry, WR Jamel Johnson, DT Christian Ringo, G Matt Rotheram, T Jeremy Vujnovich and WR Ed Williams	5/12	Signed LB Kyler Fackrell		
1/19	Signed DE B.J. McBryde	5/18	Signed S Jermaine Whitehead		
2/12	Re-signed DT Letroy Guion	5/25	Released G/T Vince Kowalski		
3/2	Re-signed K Mason Crosby	5/26	Signed QB Marquise Williams; Released QB Ryan Williams		
3/8	Re-signed G Lane Taylor	6/1	Signed G Lucas Patrick; Released WR Devonte Robinson and G Cory Tucker		
3/11	Re-signed LB Nick Perry; Signed G/T Vince Kowalski	6/17	Signed DT Kenny Clark		
3/14	Signed DE Ray Drew	7/13	Signed RB Brandon Ross		
3/22	Re-signed RB James Starks	7/20	Signed CB Warren Gatewood	9/5	Signed LS Brett Goode; Claimed RB Jhurrell Pressley off waivers from Minnesota Vikings; Placed CB Makinton Dorleant on injured reserve; Released RB Brandon Burks; Signed WR Geronimo Allison, LB Carl Bradford, LB Beniquez Brown, LB Reggie Gilbert, RB Don Jackson, G Blake Muir, G Lucas Patrick DT Brian Price, WR Herb Waters and S Jermaine Whitehead to the practice squad
3/28	Signed TE Jared Cook	8/9	Signed LS Jesse Schmitt; Released LB Manoa Pikula		
4/8	Released LB Nate Palmer	8/14	Signed C Kyle Steuck; Placed LS Jesse Schmitt on injured reserve		
4/18	Re-signed T/G Don Barclay; Signed LB Lerenté McCray	8/22	Released G Matt Rotheram and LS Jesse Schmitt		
4/25	Released DE Ray Drew	8/23	Released T Josh James		
5/6	Signed WR Geronimo Allison, S Kentrell Brice, LB Beniquez Brown, QB Joe Callahan, CB Makinton Dorleant, C Jacob Flores, LB Reggie Gilbert, TE David Grinnage, CB Josh Hawkins, RB Don Jackson, T Josh James, CB Randall Jette, DT Tyler Kuder, P Peter Mortell, WR Dennis Parks, LB Manoa Pikula, DT Brian Price, WR Devonte Robinson and WR Herb Waters	8/29	Released DT Demetris Anderson, CB Randall Jette, WR Jamel Johnson, LB Derrick Mathews, P Peter Mortell and WR Ed Williams.	9/7	Released TE Kennard Backman and C Jacob Flores
		8/30	Released WR Harvey Binford and Tim Masthay; Claimed P Jacom Schum off waivers from Tampa Bay Buccaneers; Traded LB Lerenté McCray to Buffalo Bills; Placed TE Kennard Backman, RB John Crockett, C Jacob Flores, TE Mitchell Henry and G Josh Walker on injured reserve	9/12	Released C Kyle Steuck
				9/13	Signed T David Bakhtiari to contract extension
				9/14	Released RB Jhurrell Pressley
5/6	Signed LB Blake Martinez, DE Dean Lowry, WR Trevor Davis and T Kyle Murphy				

TRANSACTIONS BY PLAYER

Allison, Geronimo - WR 5/6/16 Signed 9/3/16 Released 9/5/16 Signed to practice squad	Evans, Marwin - S 5/10/16 Signed	Masthay, Tim - P 8/30/16 Released	Schmitt, Jesse - LS 8/9/16 Signed 8/14/16 Placed on injured reserve 8/22/16 Released
Anderson, Demetris - DT 5/9/16 Signed 8/29/16 Released	Fackrell, Kyler - LB 5/12/16 Signed	Mathews, Derrick - LB 8/2/16 Signed 8/29/16 Released	Schum, Jacob - P 8/30/16 Claimed off waivers from Tampa Bay Buccaneers
Backman, Kennard - TE 8/30/16 Placed on injured reserve 9/7/16 Released	Flores, Jacob - C 5/6/16 Signed 8/30/16 Placed on injured reserve 9/7/16 Released	McBryde, B.J. - DE 1/5/16 Placed on practice squad injured list 1/19/16 Signed 7/25/16 Released	Sitton, Josh - G 9/3/16 Released
Bakhtiari, David - T 9/13/16 Signed contract extension	Gatewood, Warren - CB 7/20/16 Signed 9/3/16 Released	McCray, Lerenté - LB 4/18/16 Signed 8/30/16 Traded to Buffalo Bills	Spriggs, Jason - T 5/9/16 Signed
Barclay, Don - T/G 4/18/16 Re-signed	Gilbert, Reggie - LB 5/6/16 Signed 9/3/16 Released 9/5/16 Signed to practice squad	Mortell, Peter - P 5/6/16 Signed 8/29/16 Released	Squirewell, Alstavis - FB 5/9/16 Signed 9/3/16 Released
Barrington, Sam - LB 9/3/16 Released	Goode, Brett - LS 9/5/16 Signed	Muir, Blake - G 9/5/16 Signed to practice squad	Starks, James - RB 3/22/16 Re-signed
Binford, Harvey - WR 7/28/16 Signed 8/30/16 Released	Goodson, Demetri - CB 9/3/16 Placed on Reserve/Suspended	Murphy, Kyle - T 5/6/16 Signed	Steuck, Kyle - C 8/14/16 Signed 9/3/16 Placed on injured reserve 9/12/16 Released
Boyd, Josh - DT 5/9/16 Released	Grinnage, David - TE 5/6/16 Signed 5/9/16 Released	Palmer, Nate - LB 4/8/16 Released	Taylor, Lane - G 3/8/16 Re-signed
Bradford, Carl - LB 1/18/16 Signed 9/3/16 Released 9/5/16 Signed to practice squad	Guion, Letroy - DT 2/12/16 Re-signed	Parks, Dennis - WR 5/6/16 Signed 5/9/16 Released	Tucker, Cory - G 5/9/16 Signed 6/1/16 Released
Brice, Kentrell - S 5/6/16 Signed	Hawkins, Josh - CB 5/6/16 Signed	Patrick, Lucas - G 6/1/16 Signed 9/3/16 Released 9/5/16 Signed to practice squad	Vujnovich, Jeremy - T 1/18/16 Signed 5/9/16 Released
Brown, Beniquez - LB 5/6/16 Signed 9/3/16 Released 9/5/16 Signed to practice squad	Henry, Mitchell - TE 1/18/16 Signed 8/30/16 Placed on injured reserve 9/2/16 Released	Pennel, Mike - DT 9/3/16 Placed on reserve/suspended	Walker, Josh - G 8/30/16 Placed on injured reserve 9/3/16 Released
Burks, Brandon - RB 5/9/16 Signed 9/5/16 Released	Jackson, Don - RB 5/6/16 Signed 7/25/16 Released 9/5/16 Signed to practice squad	Perry, Nick - LB 3/11/16 Re-signed	Waters, Herb - WR 5/6/16 Signed 9/3/16 Released 9/5/16 Signed to practice squad
Callahan, Joe - QB 5/6/16 Signed	James, Josh - T 5/6/16 Signed 8/23/16 Released	Pierce, Casey - TE 5/9/16 Signed 9/3/16 Released	Whitehead, Jermaine - S 5/18/16 Signed 9/3/16 Released 9/5/16 Signed to practice squad
Campbell, William - DT 1/5/16 Signed to practice squad 1/18/16 Signed 5/9/16 Released	Jette, Randall - CB 5/6/16 Signed 8/29/16 Released	Pikula, Manoa - LB 5/6/16 Signed 8/9/16 Released	Williams, Ed - WR 1/18/16 Signed 8/29/16 Released
Clark, Kenny - DT 6/17/16 Signed	Johnson, Jamel - WR 1/18/16 Signed 8/29/16 Released	Pressley, Jhurrell - RB 9/5/16 Claimed off waivers from Minnesota Vikings 9/14/16 Released	Williams, Marquise - QB 5/26/16 Signed 9/3/16 Released
Cook, Jared - TE 3/28/16 Signed	Kowalski, Vince - T 3/11/16 Signed 5/25/16 Released	Price, Brian - DT 5/6/16 Signed 9/3/16 Released 9/5/16 Signed to practice squad	Williams, Ryan - QB 1/5/16 Signed (reserve/future) 5/26/16 Released
Crockett, John - RB 8/30/16 Placed on injured reserve	Kuder, Tyler - DT 5/6/16 Signed 9/3/16 Placed on injured reserve	Quarless, Andrew - TE 1/15/16 Placed on injured reserve	
Crosby, Mason - K 3/2/16 Re-signed	Linsley, Corey - C 9/3/16 Placed on reserve/physically unable to perform	Ringo, Christian - DT 1/18/16 Signed	
Daniel, Robertson - CB 1/15/16 Signed to active roster 9/3/16 Released	Lowry, Dean - DE 5/6/16 Signed	Robinson, Devonte - WR 5/6/16 Signed 6/1/16 Released	
Davis, Trevor - WR 5/6/16 Signed	Lovato, Rick - LS 9/3/16 Released	Ross, Brandon - RB 7/13/16 Signed 9/3/16 Released	
Drew, Ray - DE 3/14/16 Signed 4/25/16 Released	Martinez, Blake - LB 5/6/16 Signed	Rotheram, Matt - G 1/18/16 Signed 8/22/16 Released	
Dorleant, Makinton - CB 5/6/16 Signed 9/5/16 Placed on injured reserve			

THE LAST TIME

Regular-Season Games Only

RUSHING

200 Yards Rushing, Individual

BY PACKERS — Ahman Green, Dec. 28, 2003, vs. Denver (218 yards)
BY OPPONENT — Adrian Peterson, Dec. 2, 2012, vs. Minnesota (210 yards)

100 Yards Rushing, Individual

BY PACKERS — Eddie Lacy, Dec. 13, 2015, vs. Dallas (124 yards)
BY OPPONENT — Darren McFadden, Dec. 13, 2015, vs. Dallas (111 yards)

100 Yards Rushing, Individual, One Half

BY PACKERS — Eddie Lacy, Dec. 15, 2013, at Dallas (110 yards in second half)
BY OPPONENT — Matt Forte, Sept. 13, 2015, at Chicago (105 yards in first half)

100 Yards Rushing and Receiving, Individual

BY PACKERS — Never
BY OPPONENT — Darrin Nelson, Nov. 13, 1983, at Minnesota (119 yards rushing, 137 receiving)

Two 100-Yard Rushers

BY PACKERS — Ryan Grant (106 yards) and DeShawn Wynn (106 yards), Dec. 28, 2008, vs. Detroit
BY OPPONENT — Tony Dorsett (149 yards) and Robert Newhouse (101 yards), Nov. 12, 1978, vs. Dallas at Milw.

Two 100-Yard Rushers and Two 100-Yard Receivers

BY PACKERS — Ryan Grant (106 yards) and DeShawn Wynn (106), Dec. 28, 2008, vs. Detroit, Donald Driver (111 yards) and Greg Jennings (101 yards), Dec. 28, 2008, vs. Detroit*
BY OPPONENT — Never
*First time in NFL history

Four Touchdowns Rushing, Individual

BY PACKERS — Dorsey Levens, Jan. 2, 2000, vs. Arizona (8, 1, 5, 1 yards)
BY OPPONENT — DeAngelo Williams, Nov. 30, 2008, vs. Carolina (1, 1, 1, 1 yards)

Three Touchdowns Rushing, Individual

BY PACKERS — Ahman Green, Oct. 20, 2002, vs. Washington (24, 2, 8 yards)
BY OPPONENT — Jamaal Charles, Sept. 28, 2015, vs. Kansas City (9, 4, 7 yards)

Two Touchdowns Rushing, Individual

BY PACKERS — Eddie Lacy, Oct. 2, 2014, vs. Minnesota (11, 10 yards)
BY OPPONENT — Ronnie Hillman, Nov. 1, 2015, at Denver (1, 15 yards)

PASSING

400 Yards Passing, Individual

BY PACKERS — Aaron Rodgers, Oct. 26, 2014, at New Orleans (418 yards)
BY OPPONENT — Philip Rivers, Oct. 18, 2015, vs. San Diego (503 yards)

300 Yards Passing, Individual

BY PACKERS — Aaron Rodgers, Nov. 15, 2015, vs. Detroit (333 yards)
BY OPPONENT — Blake Bortles, Sept. 11, 2016, at Jacksonville (320 yards)

Six Touchdown Passes, Individual

BY PACKERS — Aaron Rodgers, Nov. 9, 2014, vs. Chicago (1, 4, 73, 40, 56, 18 yards)
BY OPPONENT — Tommy Kramer, Sept. 28, 1986, at Minnesota (23, 13, 36, 2, 17, 7 yards)

Five Touchdown Passes, Individual

BY PACKERS — Aaron Rodgers, Sept. 28, 2015, vs. Kansas City (8, 3, 27, 4, 4, 4 yards)
BY OPPONENT — Matthew Stafford, Jan. 1, 2012, vs. Detroit (8, 13, 2, 5, 12 yards)

Four Touchdown Passes, Individual

BY PACKERS — Aaron Rodgers, Nov. 8, 2015, at Carolina (1, 53, 29, 3 yards)
BY OPPONENT — Matt Ryan, Dec. 8, 2014, vs. Atlanta (5, 22, 1, 2 yards)

Three Touchdown Passes, Individual

BY PACKERS — Aaron Rodgers, Nov. 8, 2015, at Carolina (1, 53, 29, 3 yards)
BY OPPONENT — Cam Newton, Nov. 8, 2015, at Carolina (7, 39, 14 yards)

Six Interceptions Thrown, Individual

BY PACKERS — Tom O'Malley, Sept. 17, 1950, vs. Detroit
BY OPPONENT — Don Horn, Sept. 26, 1971, vs. Denver at Milw.

Five Interceptions Thrown, Individual

BY PACKERS — Brett Favre, Oct. 30, 2005, at Cincinnati
BY OPPONENT — Rich Gannon, Oct. 28, 1990, vs. Minnesota at Milw.

Four Interceptions Thrown, Individual

BY PACKERS — Brett Favre, Dec. 25, 2005, vs. Chicago
BY OPPONENT — Nick Foles, Oct. 11, 2015, vs. St. Louis

RECEIVING

10 or More Receptions, Individual

BY PACKERS — Davante Adams, Nov. 15, 2015, vs. Detroit (10 receptions)
BY OPPONENT — Keenan Allen, Oct. 18, 2015, vs. San Diego (14 receptions)

200 Yards Receiving, Individual

BY PACKERS — Jordy Nelson, Sept. 14, 2014, vs. N.Y. Jets (209 yards)
BY OPPONENT — Julio Jones, Dec. 8, 2014, vs. Atlanta (259 yards)

100 Yards Receiving, Individual

BY PACKERS — James Jones, Jan. 3, 2016, vs. Minnesota (102 yards)
BY OPPONENT — Stefon Diggs, Sept. 18, 2016, at Minnesota (182 yards)

100 Yards Receiving, One Half, Individual

BY PACKERS — Richard Rodgers, Dec. 3, 2015, at Detroit (112 yards in second half)
BY OPPONENT — Demaryius Thomas, Nov. 1, 2015, at Denver (101 yards in first half)

Two 100-Yard Receivers

BY PACKERS — Randall Cobb (131 yards) and Jordy Nelson (113 yards), Dec. 21, 2014, at Tampa Bay
BY OPPONENT — Calvin Johnson (244 yards) and Brandon Pettigrew (116 yards), Jan. 1, 2012, vs. Detroit

Four Touchdown Receptions, Individual

BY PACKERS — Sterling Sharpe, Nov. 24, 1994, at Dallas (1, 36, 30, 5 yards)
BY OPPONENT — Never

Three Touchdown Receptions, Individual

BY PACKERS — Randall Cobb, Sept. 28, 2015, vs. Kansas City (3, 4, 4 yards)
BY OPPONENT — Vincent Jackson, Nov. 6, 2011, at San Diego (23, 5, 29 yards)

Two Touchdown Receptions, Individual

BY PACKERS — Richard Rodgers, Nov. 8, 2015, at Carolina (1, 3 yards)
BY OPPONENT — Amari Cooper, Dec. 20, 2015, at Oakland (19, 26 yards)

INTERCEPTIONS

Four Interceptions, Individual

BY PACKERS — Willie Buchanon, Sept. 24, 1978, at San Diego
BY OPPONENT — Never

Three Interceptions, Individual

BY PACKERS — Tom Flynn, Oct. 28, 1984, vs. Detroit
BY OPPONENT — Vencie Glenn, Dec. 27, 1992, at Minnesota

Two Interceptions, Individual

BY PACKERS — Quinten Rollins, Oct. 11, 2015, vs. St. Louis
BY OPPONENT — Bacarri Rambo, Dec. 14, 2014, at Buffalo

Interception Returned for Touchdown

BY PACKERS — Damarious Randall, Dec. 20, 2015, at Oakland (43 yards)
BY OPPONENT — Cortez Allen, Dec. 22, 2013, vs. Pittsburgh (40 yards)

TOUCHDOWNS

Five Touchdowns, Individual

BY PACKERS — Paul Hornung, Dec. 12, 1965, at Baltimore (2-, 9-, 3-yard runs; 50-, 65-yard receptions)
BY OPPONENT — Never

Four Touchdowns, Individual

BY PACKERS — Dorsey Levens, Jan. 2, 2000, vs. Arizona (8-, 1-, 5-, 1-yard runs)
BY OPPONENT — DeAngelo Williams, Nov. 30, 2008, vs. Carolina (1-, 1-, 1-, 1-yard runs)

Three Touchdowns, Individual

BY PACKERS — Randall Cobb, Sept. 28, 2015, vs. Kansas City (3-, 4-, 4-yard receptions)
BY OPPONENT — Jamaal Charles, Sept. 28, 2015, vs. Kansas City (9-, 4-, 7-yard runs)

THE LAST TIME

FIELD GOALS/PATs

Five Field Goals Made, Individual

BY PACKERS — Mason Crosby, Nov. 22, 2015, at Minnesota (42, 47, 40, 42, 52 yards)

BY OPPONENT — Dan Bailey, Dec. 15, 2013, at Dallas (47, 23, 43, 50, 50 yards)

Four Field Goals Made, Individual

BY PACKERS — Mason Crosby, Nov. 22, 2015, at Minnesota (42, 47, 40, 42, 52 yards)

BY OPPONENT — Dan Carpenter, Dec. 14, 2014, at Buffalo (27, 51, 35, 48 yards)

60-Yard Field Goal

BY PACKERS — Never

BY OPPONENT — David Akers, Sept. 9, 2012, vs. San Francisco (63 yards)

50-Yard Field Goal

BY PACKERS — Mason Crosby, Nov. 26, 2015, vs. Chicago (50 yards)

BY OPPONENT — Matt Prater, Dec. 3, 2015, at Detroit (51 yards)

Blocked Field-Goal Attempt

BY PACKERS — Datone Jones, Oct. 11, 2015, vs. St. Louis (50-yard Greg Zuerlein attempt)

BY OPPONENT — Denico Autry, Dec. 20, 2015, at Oakland (49-yard Mason Crosby attempt)

Two-Point Conversion

BY PACKERS — James Jones, Dec. 27, 2015, at Arizona (pass from Aaron Rodgers)

BY OPPONENT — Travis Kelce, Sept. 28, 2015, vs. Kansas City (pass from Alex Smith)

Point After Touchdown Missed

BY PACKERS — Mason Crosby, Dec. 8, 2014, vs. Atlanta (blocked, fifth attempt)

BY OPPONENT — Blair Walsh, Nov. 22, 2015, at Minnesota (first attempt, wide right)

Blocked Point After Touchdown

BY PACKERS — Datone Jones, Sept. 22, 2013, at Cincinnati (Mike Nugent, fourth attempt)

BY OPPONENT — Ra'Shede Hageman, Dec. 8, 2014, vs. Atlanta (Mason Crosby, fifth attempt)

PUNTING

70-Yard Punt

BY PACKERS — Tim Masthay, Dec. 18, 2011, at Kansas City (71 yards)

BY OPPONENT — Jon Ryan, Sept. 24, 2012, at Seattle (73 yards)

60-Yard Punt

BY PACKERS — Tim Masthay, Dec. 3, 2015, at Detroit (62 yards)

BY OPPONENT — Dustin Colquitt, Sept. 28, 2015, vs. Kansas City (61 yards)

Blocked Punt

BY PACKERS — Jamari Lattimore, Nov. 4, 2013, vs. Chicago (Adam Podlesh, punter)

BY OPPONENT — Bryan Braman, Nov. 16, 2014, vs. Philadelphia (Tim Masthay, punter)

10 Punts, Individual

BY PACKERS — Jon Ryan, Nov. 19, 2006, vs. New England (10 punts; 459 yards)

BY OPPONENT — Chris Kluwe, Dec. 21, 2006, vs. Minnesota (10 punts; 434 yards)

No Punts

BY PACKERS — Oct. 26, 2014, at New Orleans

BY OPPONENT — Oct. 26, 2014, at New Orleans

OTHER SPECIAL TEAMS

Kickoff Returned for Touchdown

BY PACKERS — Randall Cobb, Sept. 8, 2011, vs. New Orleans (108 yards)

BY OPPONENT — Chris Williams, Nov. 9, 2014, vs. Chicago (101 yards)

Punt Returned for Touchdown

BY PACKERS — Micah Hyde, Dec. 28, 2014, vs. Detroit (55 yards)

BY OPPONENT — Marcus Thigpen, Dec. 14, 2014, at Buffalo (75 yards)

Blocked (Opponent) Field Goal Returned for Touchdown

BY PACKERS — Willie Buchanon, Dec. 17, 1972, at New Orleans (57 yards)

BY OPPONENT — Shawn Springs, Nov. 1, 1999, vs. Seattle (61 yards)

Blocked Punt Returned for Touchdown

BY PACKERS — Dezman Moses, Oct. 28, 2012, vs. Jacksonville (0 yards; Bryan Anger, punter)

BY OPPONENT — DeVier Posey, Oct. 14, 2012, at Houston (0 yards; Tim Masthay, punter)

Recovered Own Onside Kick Attempt

BY PACKERS — Damarius Randall, Nov. 15, 2015, vs. Detroit (Mason Crosby, kicker)

BY OPPONENT — Darrell Stuckey, Nov. 6, 2011, at San Diego (Nick Novak, kicker)

OTHER DEFENSE

Shutout Posted

BY PACKERS — Oct. 31, 2010, at N.Y. Jets (9-0)

BY OPPONENT — Nov. 19, 2006, vs. New England (35-0)

Fumble Returned for Touchdown

BY PACKERS — Casey Hayward, Nov. 16, 2014, vs. Philadelphia (49 yards)

BY OPPONENT — Captain Munnerlyn, Jan. 3, 2016, vs. Minnesota (55 yards)

Safety Scored

BY PACKERS — Team, Dec. 28, 2014, vs. Detroit (Matthew Stafford penalized for intentional grounding in end zone)

BY OPPONENT — Malik Jackson, Nov. 1, 2015, at Denver (Richard Rodgers tackled in end zone)

Five Sacks, Individual

BY PACKERS — Vonnie Holliday, Dec. 22, 2002, vs. Buffalo

BY OPPONENT — Antwan Odom, Sept. 20, 2009, vs. Cincinnati

Four Sacks, Individual

BY PACKERS — Kabeer Gbaja-Biamila, Jan. 2, 2005, at Chicago

BY OPPONENT — Chris Clemons, Sept. 24, 2012, at Seattle

Three Sacks, Individual

BY PACKERS — A.J. Hawk, Oct. 13, 2013, at Baltimore

BY OPPONENT — Dwight Freeney, Dec. 27, 2015, at Arizona

MISCELLANEOUS

No Penalties

BY PACKERS — Nov. 4, 2013, vs. Chicago

BY OPPONENT — Dec. 14, 1997, at Carolina

Game Without Touchdown

BY PACKERS — Dec. 12, 2010, at Detroit

BY OPPONENT — Oct. 4, 2015, at San Francisco

50 Points, Game

BY PACKERS — 53, Nov. 16, 2014, vs. Philadelphia

BY OPPONENT — 51, Nov. 24, 2008, at New Orleans

40 Points, Game

BY PACKERS — 43, Dec. 8, 2014, vs. Atlanta

BY OPPONENT — 44, Oct. 26, 2014 at New Orleans

500 Yards Total Offense

BY PACKERS — 502, Dec. 8, 2014, vs. Atlanta

BY OPPONENT — 500, Nov. 1, 2015, at Denver

Tie Game

Green Bay 26, Minnesota 26, Nov. 24, 2013



2016 UPDATED BIOGRAPHIES

THROUGH WEEK 2

84 Jared Abbrederis, WR, 3rd Year, Wisconsin

- Appeared in 10 games last season, recording nine receptions for 111 yards (12.3 avg.). Also played in both playoff contests with one start and had six catches for 69 yards (11.5 avg.).
- Spent his rookie campaign (2014) on injured reserve after sustaining a season-ending knee injury in a July 30 practice.
- Finished his career at Wisconsin tied for the school record for receptions (202) and ranked No. 2 all-time in receiving yards (3,140) and TD receptions (23).

2016 SEASON: Has played in both games and has one catch for 8 yards (8.0 avg.).

► **At Jacksonville (Sept. 11):** Caught one pass for 8 yards in 14 snaps of work.

► **At Minnesota (Sept. 18):** Played six snaps on offense and 13 on special teams.

17 Davante Adams, WR, 3rd Year, Fresno State

- With 88 catches in 2014-15, joined WRs Randall Cobb (105 in 2011-12) and Greg Jennings (98 in 2006-07) as the only Packers over the last 25 seasons to register 85-plus receptions in their first two seasons in the league.

- Caught a career-high 50 passes for a career-best 483 yards (9.7 avg.) and a TD last season despite missing three games due to an ankle injury.

- Played in all 16 games with 11 starts as a rookie in 2014, hauling in 38 receptions for 446 yards (11.7 avg.) and three TDs.

- Set franchise postseason single-game records for the most catches and receiving yards by a rookie when he posted seven grabs for 117 yards (16.7 avg.) and a TD in a 2014 NFC Divisional playoff victory vs. Dallas.

2016 SEASON: Has started both games as the third WR and has six catches for 76 yards (12.7 avg.) and a TD.

► **At Jacksonville (Sept. 11):** Started as the team opened with three WRs and finished with three catches for 50 yards (16.7 avg.), highlighted by his 29-yard TD catch with 13 seconds in the first half that gave the Packers a 21-17 lead that they would not relinquish...With CB Davon House on his back, made a diving grab in the end zone as QB Aaron Rodgers fought off a sack attempt from CB Jalen Ramsey.

► **At Minnesota (Sept. 18):** Started as the third WR and played 54 snaps, finishing with three catches for 26 yards (8.7 avg.)...On a third down midway through the first quarter, drew a 40-yard pass-interference penalty on Vikings CB Terence Newman that gave Green Bay the ball at the Minnesota 5 to help set up a 1-yard TD pass from Rodgers to WR Jordy Nelson.

69 David Bakhtiari, T, 4th Year, Colorado

- Started all 46 games he played in at left tackle for the Packers in his first three seasons in the league and was named a Pro Bowl alternate in 2014.

- In 2013, became the first rookie to start every game at LT for Green Bay since the league went to a 16-game schedule in 1978.

- By starting at San Francisco in the 2013 season opener, he became just the fourth Green Bay rookie to start at LT in Week 1 since the 1970 AFL-NFL merger and the first since Ken Ruettggers in 1985.

2016 SEASON: Has started both games at LT.

► **At Jacksonville (Sept. 11):** Started at LT and played all 64 snaps... Helped protect QB Aaron Rodgers as he was sacked just one time on the afternoon and as he threw for 199 yards and two TDs on 20-of-34 passing with a rushing TD.

► **At Minnesota (Sept. 18):** Started at LT and played all 71 snaps.

32 Chris Banjo, S, 3rd Year, Southern Methodist

- Appeared in all 16 games with one start in 2015 and led the team with a career-best 21 tackles on special teams, the most by a Packer since 2009 (Desmond Bishop, 22; Derrick Martin, 21). Tied for the team lead with three tackles on special teams in the postseason.

- Finished the 2014 season on the active roster, recording three special teams tackles in the final three regular-season games. Tied for second

on the team with three special teams tackles in two postseason contests. Spent the first 13 games of the 2014 season on the practice squad.

- Appeared in 16 games with one start as a rookie in 2013, recording 15 tackles (12 solo) and a pass defended. Finished second on the team with 10 tackles on special teams.

2016 SEASON: Has missed both games due to a hamstring injury.

► **At Jacksonville (Sept. 11):** Inactive (hamstring), the first game he had missed due to injury in his career.

► **At Minnesota (Sept. 18):** Inactive (hamstring).

67 Don Barclay, T/G, 5th Year, West Virginia

- Played in all 16 games last season with five starts, opening four contests at right tackle (Weeks 2-4, 13) and one at left tackle (Week 16).

- Missed the entire 2014 campaign after sustaining a season-ending knee injury in practice early in training camp.

- Started a career-high 14 games at RT in 2013.

2016 SEASON: Has played in both games.

► **At Jacksonville (Sept. 11):** Played five snaps on special teams.

► **At Minnesota (Sept. 18):** Came in at RG for one play midway through the third quarter when starting G T.J. Lang's shoe came off...Also played two snaps on special teams.

29 Kentrell Brice, S, Rookie, Louisiana Tech

- Was one of five rookie free agents to make Green Bay's Week 1 roster.

- Started 33 of 49 games played at Louisiana Tech, recording 210 tackles (154 solo), including 10 tackles for a loss, five sacks, three interceptions, four forced fumbles, a fumble recovery and 13 pass breakups.

- Enjoyed a career year as a junior in 2014 when he started all 14 games and registered career highs in tackles (86), solo tackles (65), sacks (four) and forced fumbles (four).

2016 SEASON: Has played in both games, seeing time on defense and special teams.

► **At Jacksonville (Sept. 11):** Played 18 snaps on special teams and nine on defense in his NFL debut.

► **At Minnesota (Sept. 18):** Appeared on a team-high 20 plays on special teams and also played nine snaps on defense.

75 Bryan Bulaga, T, 7th Year, Iowa

- Opened all 12 games he appeared in at RT last season, blocking for RBs Eddie Lacy (758) and James Starks (601) as they became the first Green Bay duo since 1985 to both rush for 600-plus yards in the same season.

- Started all 15 games he played in 2014, a career high, and helped the offense rank No. 1 in the league in scoring (30.4), No. 6 in yards per game (386.1) and tied for No. 1 in giveaways with a franchise-record 13.

- Played in 37 games with 33 starts at right tackle in his first three seasons as a pro.

2016 SEASON: Has started both games at RT.

► **At Jacksonville (Sept. 11):** Started at RT and played all 64 snaps... Helped protect QB Aaron Rodgers as he was sacked just one time on the afternoon and as he threw for 199 yards and two TDs on 20-of-34 passing with a rushing TD.

► **At Minnesota (Sept. 18):** Started at RT and played all 71 snaps.

42 Morgan Burnett, S, 7th Year, Georgia Tech

- Has started 81 games (including playoffs) between the two safety positions since the start of 2011. Ranks No. 2 among Packers with seven forced fumbles since 2011 (Clay Matthews, nine).

- Despite missing five games due to a calf injury in 2015, was tied for No. 3 on the team in solo tackles (54) and tied for the team lead with 14 total tackles in the postseason.

- Recorded his fourth straight 100-tackle season in 2014 with a team-high 125 tackles (99 solo).

2016 SEASON: Has started both games at SS and has posted 10 tackles (all solo), a sack and a pass defended.

► **At Jacksonville (Sept. 11):** Started at SS and played all 72 snaps,

joining S Ha Ha Clinton-Dix as the only defenders to do so for the Packers...Was tied for the team lead with nine tackles (all solo)...Early in the fourth quarter, lined up on the right side of the line and made an inside move to beat LT Kelvin Beachum on his way to bringing down QB Blake Bortles for an 8-yard sack...Was one of a host of defenders to bring down WR Allen Hurns for a 1-yard loss on fourth-and-1 with 23 seconds remaining to secure the 27-23 victory for Green Bay.

►**At Minnesota (Sept. 18):** Started at SS and played 45 of 58 snaps, missing some time in the second half to a hamstring injury...Registered a solo tackle, bringing down RB Matt Asiata for a 1-yard loss on a fourth-quarter run...Added a pass defensed, breaking up a QB Sam Bradford pass intended for TE Kyle Rudolph in the first quarter.

6 Joe Callahan, QB, Rookie, Wesley

- Was one of five rookie free agents to make Green Bay's Week 1 roster.
 - As a senior in 2015, he threw for 5,063 yards and 55 TDs on 346-for-496 passing (69.8 percent), becoming the first NCAA Division III quarterback ever to throw for 5,000 yards in a season.
 - For his career at Wesley, completed 918 of 1,429 pass attempts (64.2 percent) for 12,878 yards, 130 touchdowns and 38 interceptions
- 2016 SEASON:** Inactive for both games as the third QB.
- At Jacksonville (Sept. 11):** Inactive (healthy scratch).
- At Minnesota (Sept. 18):** Inactive (healthy scratch).

97 Kenny Clark, DT, Rookie, UCLA

- Earned third-team All-America honors from *The Associated Press* and first-team All-Pacific-12 recognition from the coaches and media as a junior in 2015.
 - Was a team co-captain in '15 and recorded career highs in tackles (75), tackles for a loss (11) and sacks (six). Also ranked third on the team with five pass breakups.
 - Was named to the watch lists for the Bednarik Award, Nagurski Trophy, Outland Trophy and Lombardi Award in '15.
- 2016 SEASON:** Has played in both games and has registered four tackles (all assisted) and a pass defensed.

►**At Jacksonville (Sept. 11):** Appeared on nine plays on defense and five on special teams in his NFL debut, posting an assisted tackle on defense...Became the youngest player to appear in a season opener for the Packers since Arnie Herber (20 years old) in 1930.

►**At Minnesota (Sept. 18):** Played 38 snaps and was part of a line that helped limit RB Adrian Peterson to just 19 yards on 12 carries (1.6 avg.), tied for the fourth-lowest yardage total of Peterson's career, with a long of 5 yards...Posted his first career pass defensed, getting his right hand up to knock down a QB Sam Bradford pass at the line in the fourth quarter.

21 Ha Ha Clinton-Dix, S, 3rd Year, Alabama

- Set career highs with 16 starts, two interceptions and a team-leading 117 tackles (97 solo) in 2015. Also recorded a career-best three sacks, the most by a Green Bay safety in a season since Mark Roman had 3½ in 2004.
- Played in all 16 games in 2014, starting the final 10 (nine at FS, one at SS), the most starts by a Green Bay rookie safety since Nick Collins opened all 16 in 2005.
- Ranked No. 2 on the team in tackles with 95 (73 solo) and was named to the PFWA's All-Rookie team.

2016 SEASON: Has started both games at FS and has posted 10 tackles (eight solo), a forced fumble and a pass defensed.

►**At Jacksonville (Sept. 11):** Started at FS and played all 72 snaps, joining fellow S Morgan Burnett as the only Green Bay defenders to do so...Registered five tackles (four solo), a forced fumble and a pass defensed...Drilled WR Allen Robinson near the 5-yard line with just over six minutes remaining in the game to break up a deep pass from QB Blake Bortles...Late in the fourth quarter, delivered a big hit on Robinson on a catch over the middle that forced the ball to pop out, but Robinson recovered the fumble.

►**At Minnesota (Sept. 18):** Started at FS and played all 58 snaps, one of two Green Bay defenders to do so (CB Damarius Randall)...Registered five tackles (three solo).

18 Randall Cobb, WR, 6th Year, Kentucky

- Caught 75-plus passes in three of the past four seasons (2012, 2014-15), tied for No. 2 in the league over that span.
- Started all 16 games in 2014 and posted career highs in catches (91), receiving yards (1,287) and receiving TDs (12) on the way to earning his first career Pro Bowl selection (injury replacement for WR Dez Bryant).
- Became just the fifth player in franchise history to register 90-plus receptions in a season, joining WRs Sterling Sharpe, Robert Brooks, Donald Driver and Jordy Nelson.
- Set a franchise single-season record with a league-high 2,342 combined net yards in 2012, topping the previous team mark of 2,250 yards by RB Ahman Green in 2003.
- With 954 receiving yards and 964 kickoff return yards in 2012, became the first player in NFL history to post 900-plus yards in each category in the same season.

2016 SEASON: Has started both games and has 11 catches for 99 yards (9.0 avg.)...Also has rushed for 12 yards on four carries (3.0 avg.).

►**At Jacksonville (Sept. 11):** Was tied for the team lead with six receptions for a team-best 57 yards (9.5 avg.)...Early in the third quarter, found an opening in the middle of the field to catch a team-long 32-yard pass from QB Aaron Rodgers, juggling the ball but securing it as he went to the ground at the Jacksonville 31.

►**At Minnesota (Sept. 18):** Caught five passes (tied for the team lead) for 42 yards (8.4 avg.)...Had a critical forced fumble/recovery on Green Bay's opening possession...After WR Davante Adams fumbled the ball after making a catch at the Green Bay 13, Vikings S Andrew Sendejo recovered and returned it to the Green Bay 10, only to have Cobb rip the ball out from him as the Packers took possession again at the 10-yard line.

89 Jared Cook, TE, 8th Year, South Carolina

- Signed with the Packers as a free agent in March 2016 after spending three seasons with the St. Louis Rams (2013-15) and four with the Tennessee Titans (2009-12).
- Posted at least 35 receptions each season from 2011-15, one of only five active tight ends in the NFL to do so (Antonio Gates, Jimmy Graham, Rob Gronkowski, Greg Olsen).
- Ranks No. 3 among NFL tight ends with a 12.9-yard receiving average since 2011, trailing only Gronkowski (14.8 avg.) and Brent Celek (13.0 avg.) over that span.
- Has made 32 catches of 25-plus yards since '11, good for No. 4 in the league among TEs over that time period behind only Gronkowski (49), Graham (41) and Olsen (33).

2016 SEASON: Has started both games and has caught five passes for 38 yards (7.6 avg.).

►**At Jacksonville (Sept. 11):** Started in his Green Bay debut, seeing action on 33 plays with one catch for 7 yards...Drew a critical 30-yard pass-interference penalty on S Johnathan Cyprien late in the first half that helped set up QB Aaron Rodgers' 29-yard TD pass to WR Davante Adams.

►**At Minnesota (Sept. 18):** Started and played 46 snaps, finishing with four catches for 31 yards (7.8 avg.)...Recovered an Aaron Rodgers fumble midway through the third quarter on a scramble, retaining possession for Green Bay at Minnesota's 22-yard line.

2 Mason Crosby, K, 10th Year, Colorado

- With 1,156 career points, ranks No. 1 on the all-time franchise scoring list, having surpassed K Ryan Longwell (1,054) last season vs. Seattle in Week 2.
- Ranks No. 2 in NFL history for the most points by a player in his first nine seasons (1,145, 2007-15), trailing only Patriots K Stephen Gostkowski (1,179, 2006-2014).
- Is one of only three players in league history to register three or more 140-point seasons (Gostkowski, David Akers).
- Has registered a franchise-record nine consecutive 100-point seasons, the longest active streak in the NFL.
- Has kicked the seven longest field goals in franchise history (58-yarder in 2011, two 57-yarders in 2013, 56-yarders in 2010, 2011 and 2015, 55-yarder in 2014).

2016 SEASON: Has played in both games and has scored 11 points,

connecting on both of his field-goal attempts and all five extra points...Has five touchbacks on nine kickoffs (55.6 percent).

►**At Jacksonville (Sept. 11):** Connected on both of his field-goal attempts (25, 20 yards) and all three extra points...Registered four touchbacks on six kickoffs.

►**At Minnesota (Sept. 18):** Did not have any field-goal attempts, but made both of his extra points...Posted one touchback on three kickoffs.

76 Mike Daniels, DT, 5th Year, Iowa

• Named an alternate for the Pro Bowl for the first time in his career in 2015 after starting all 16 games and leading the defensive line with 66 tackles (40 solo), four sacks, an interception, a forced fumble and two passes defensed. Finished No. 3 on the team in QB hits (12) and No. 2 in pressures (22).

• Started all 16 games for the first time in his career in 2014 and registered a career-high 69 tackles. Led the team in both QB hits (19) and pressures (22).

• Emerged as a force in his second season in 2013, tying for sixth in the NFL among DTs with 6½ sacks, the most in a season by a Green Bay defensive lineman since NT B.J. Raji posted the same total in 2010.

2016 SEASON: Has started both games at DT and has registered seven tackles (five solo), a sack, five QB hits and a pressure...Part of a run defense that ranks No. 1 in the league through Week 2 in yards allowed per game (39.0) and yards allowed per carry (1.63 avg.).

►**At Jacksonville (Sept. 11):** Started at DT and played 43 snaps, posting two tackles (one solo), a QB pressure and a QB hit...Early in the second quarter, brought down RB T.J. Yeldon for a 2-yard loss on a run up the middle...Helped limit the Jaguars to just 48 yards rushing on 26 carries (1.8 avg.), the first time they had rushed for 48 or fewer yards on 25-plus attempts since Nov. 14, 1999 (vs. Baltimore, 47 yards on 26 attempts).

►**At Minnesota (Sept. 18):** Started at DT and appeared on 42 of 58 plays, finishing with five tackles (four solo), a sack and four QB hits...In the first quarter, walked back G Brandon Fusco to bring down QB Sam Bradford for a 9-yard sack...Later in the first quarter, stopped RB Adrian Peterson for a 1-yard loss on a run up the middle...Helped limit Peterson to just 19 yards on 12 carries (1.6 avg.), tied for the fourth-lowest yardage total of Peterson's career, with a long of 5 yards.

11 Trevor Davis, WR, Rookie, California

• In two seasons at Cal, totaled 2,300 all-purpose yards, registering 1,071 yards receiving and seven touchdown catches on 64 receptions (16.7 avg.), 1,110 yards and two touchdowns on 45 kick returns (24.7 avg.), and 115 yards on 14 punt returns (8.2 avg.).

• In 2015, set career highs in games played (13), starts (nine), all-purpose yards (team-high 1,407), kickoff returns (32), kickoff-return yards (team-best 686), receptions (40), receiving yards (672) and yards per reception (16.8 avg., No. 2 on the team).

• As a junior, earned first-team All-Pacific-12 honors at kick returner from *Phil Steele's College Football* after ranking No. 2 nationally and leading the Pac-12 by averaging 32.6 yards per kickoff return, a school record.

2016 SEASON: Has played in one game.

►**At Jacksonville (Sept. 11):** Inactive (shoulder).

►**At Minnesota (Sept. 18):** Made his NFL debut, seeing limited action on offense and special teams...Played five snaps on offense and handled punt-return duties late in the game (one fair catch, no returns).

91 Jayrone Elliott, LB, 3rd Year, Toledo

• Set career highs in games played (14), tackles (17), solo tackles (14), interceptions (one), passes defensed (two), forced fumbles (one) and sacks (three) in 2015. Ranked No. 3 on the team with a career-best 11 special teams tackles.

• After making the 53-man roster, played in 13 regular-season games and both postseason contests as a rookie in 2014, contributing primarily on special teams.

• Finished the season with 15 special teams tackles in '14, No. 1 among Packers rookies and No. 2 on the team behind S Sean Richardson (17).

2016 SEASON: Has been sidelined for both games due to a hamstring injury.

►**At Jacksonville (Sept. 11):** Inactive (hamstring).

►**At Minnesota (Sept. 18):** Inactive (hamstring).

25 Marwin Evans, S, Rookie, Utah State

• Was one of five rookie free agents to make Green Bay's Week 1 roster.

• Started 13 of 27 games played at Utah State, totaling 83 tackles (36 solo), including 10 for a loss, two sacks, an interception for a 90-yard touchdown return, five pass breakups and three forced fumbles.

• Started all 13 games played as a senior in 2015, recording career highs in tackles (73), solo tackles (33), tackles for a loss (10), sacks (two), interceptions (one), pass breakups (five) and forced fumbles (two).

2016 SEASON: Has played in both games on special teams.

►**At Jacksonville (Sept. 11):** Played six snaps on special teams in his NFL debut.

►**At Minnesota (Sept. 18):** Appeared on three plays on special teams...Made his first career tackle on special teams, bringing down WR Cordarrelle Patterson at the Minnesota 23 on a first-quarter kickoff return.

51 Kyler Fackrell, LB, Rookie, Utah State

• Was named first-team All-Mountain West as a senior in 2015 after ranking first in the nation with five fumble recoveries and posting a school-record 12 QB hurries.

• Ranked second on the Aggies with 82 tackles in '15, including a team-high 15 tackles for a loss, along with four sacks and two forced fumbles.

• Became one of just 15 players in school history to earn first-team or second-team all-conference recognition three times during his career (2012-13, 2015).

2016 SEASON: Has played in both games, seeing time on defense and special teams...Has recorded a solo tackle and a QB pressure.

►**At Jacksonville (Sept. 11):** Played 18 snaps on special teams, which was tied for the team high, and seven on defense in his NFL debut...Posted a tackle on special teams, bringing down RB Corey Grant at the Jacksonville 18 on the opening kickoff of the game.

►**At Minnesota (Sept. 18):** Appeared on seven defensive plays and 19 on special teams...Posted a solo tackle and a QB pressure.

61 Brett Goode, LS, 9th Year, Arkansas

• Has appeared in 129 regular-season games and 11 playoff contests since joining the club in 2008, having recorded 12 coverage tackles and a fumble recovery in his eight-plus seasons, including a career-best five tackles in 2010.

• Has snapped for all seven of the longest field goals in franchise history (all by K Mason Crosby).

2016 SEASON: Has handled all snapping duties in both games.

►**At Jacksonville (Sept. 11):** Handled snapping duties for all punts and placements.

►**At Minnesota (Sept. 18):** Snapped for P Jake Schum's five punts and K Mason Crosby's two extra points.

98 Letroy Guion, DT, 9th Year, Florida State

• Saw action in 13 games with four starts (three at DE, one at NT) in 2015 and also appeared in both postseason contests.

• Finished No. 2 on the defensive line in tackles (41) behind DT Mike Daniels (66) and registered multiple tackles in 10 of 13 regular-season games played, as well as both playoff games.

• Started all 16 games for the first time in his career in his first season in Green Bay in 2014.

• Registered a career-high 62 tackles (31 solo), a career-best 3½ sacks, a forced fumble, a pass defensed, 10 QB hits and 13 pressures in '14. Ranked second on the defensive line in tackles behind only Daniels (69).

2016 SEASON: Has started both games and has registered six tackles (four solo).

►**At Jacksonville (Sept. 11):** Started at NT and played 39 snaps, recording four tackles (two solo), including two tackles for a loss...Brought down RB T.J. Yeldon for a 2-yard loss on a first-quarter run and then stopped him again for a 2-yard loss on a run on the same drive...Helped limit the Jaguars to just 48 yards rushing on 26 carries (1.8 avg.), the first time they had rushed for 48 or fewer yards on 25-plus attempts since Nov.

14, 1999 (vs. Baltimore, 47 yards on 26 attempts).

► **At Minnesota (Sept. 18):** Started at NT, but was limited to just eight snaps of action after injuring his knee in the second quarter...Finished with two tackles (both solo), including one where he blew past C Joe Berger to bring down RB Adrian Peterson for a 4-yard loss on a run early in the second quarter.

36 LaDarius Gunter, CB, 2nd Year, Miami

• One of two rookie free agents to make Green Bay's opening-day roster in 2015.

• Saw action in eight games as a rookie, recording two tackles on special teams.

• Appeared in one postseason contest, playing 31 snaps on defense and 13 on special teams due to an injury to CB Quinten Rollins.

2016 SEASON: Has played in both games with one start and has posted seven tackles (six solo) and a forced fumble.

► **At Jacksonville (Sept. 11):** Played 24 snaps on defense, registering two tackles (one solo).

► **At Minnesota (Sept. 18):** Made his first NFL start, opening at RCB in place of an injured Sam Shields (concussion)...Played 35 snaps and posted a career-high five tackles (all solo) and a forced fumble...The forced fumble came early in the second quarter when he punched the ball out from WR Adam Thielen after he made a catch over the middle on third down, a fumble that Thielen recovered.

28 Josh Hawkins, CB, Rookie, East Carolina

• Was one of five rookie free agents to make Green Bay's opening-day roster.

• Started 28 of 50 career games played at East Carolina, totaling 139 tackles (88 solo), including 3½ for a loss, a forced fumble, nine interceptions and 22 pass breakups.

• Opened 10 of 12 games played as a senior in 2015, logging 42 tackles (27 solo), two interceptions for 100 return yards, and four pass breakups.

2016 SEASON: Has been sidelined for both games due to a hamstring injury.

► **At Jacksonville (Sept. 11):** Inactive (hamstring).

► **At Minnesota (Sept. 18):** Inactive (hamstring).

7 Brett Hundley, QB, 2nd Year, UCLA

• Served as the No. 3 QB behind Aaron Rodgers and Scott Tolzien in 2015 and was inactive for all 16 regular-season games and both playoff contests.

• Led the NFL with 630 passing yards in the 2015 preseason, completing 45 of 65 passes (69.2 percent) for seven TDs with one INT for a 129.6 passer rating (No. 3 in the NFL).

• Registered a 142.4 passer rating in the preseason finale vs. New Orleans (Sept. 3), connecting on 16 of 23 passes for 236 yards and four TDs with no INTs.

2016 SEASON: Has served as the No. 2 QB in both games, but has not seen any action.

► **At Jacksonville (Sept. 11):** Served as the No. 2 QB, but did not see any action.

► **At Minnesota (Sept. 18):** Was the No. 2 QB, but did not play.

33 Micah Hyde, DB, 4th Year, Iowa

• Started 23 games in his first three seasons, opening 11 contests at nickel back, seven at free safety and five at strong safety.

• Only defensive back in franchise history (since 1982) to register a sack in each of his first three seasons in the NFL.

• Is tied for No. 1 on the Packers (Sam Shields) with five interceptions over since 2014, including a career-best three in 2015.

• Is tied for No. 1 in franchise history (Desmond Howard, Will Blackmon) with three career punt returns for TDs.

2016 SEASON: Has played in both games and has posted four tackles (two solo)...Has four fair catches but no returns as the punt returner.

► **At Jacksonville (Sept. 11):** Played 32 snaps on defense and registered a solo tackle...Had a key fumble recovery on LB Joe Thomas' interception early in the first quarter, recovering the fumble at the Jacksonville

29 to retain possession and help set up the Green Bay offense for its first score...Was one of a host of defenders to bring down WR Allen Hurns for a 1-yard loss on fourth-and-1 with 23 seconds remaining to secure the 27-23 victory for Green Bay...Added a tackle on special teams and served as the punt returner, but did not have any returns.

► **At Minnesota (Sept. 18):** Played 34 snaps on defense and posted three tackles (one solo)...Also served as the primary punt returner, but did not have any returns (four fair catches).

83 Jeff Janis, WR, 3rd Year, Saginaw Valley State

• Played in all 16 games last season, ranking No. 2 on the team with 15 tackles on special teams and posting a 29.0-yard average on 14 kickoff returns, including three of 45-plus yards.

• Registered seven catches for 145 yards (20.7 avg.) and two TDs in an NFC Divisional playoff contest at Arizona last season, becoming the first player in franchise history to record seven-plus receptions, 140-plus receiving yards and two-plus TD catches in a postseason game.

• Appeared in three contests as a rookie in 2014, posting two receptions for 16 yards (8.0 avg.).

2016 SEASON: Has played in both games on special teams.

► **At Jacksonville (Sept. 11):** Playing with a club on his injured hand, appeared on 12 plays on special teams.

► **At Minnesota (Sept. 18):** Played 15 snaps on special teams.

95 Datone Jones, DE/LB, 4th Year, UCLA

• Ranks No. 2 among Packers defensive linemen with eight sacks since 2013 (Mike Daniels, 17).

• Finished second on the team with 13 QB hits in 2015.

• Played in 13 games with three starts and appeared in both playoff contests in 2014. Ranked No. 4 on the team in pressures (15) and tied for No. 5 in QB hits (eight) during the regular season.

2016 SEASON: Has played in both games and has registered three tackles (two solo), a QB hit and a pressure.

► **At Jacksonville (Sept. 11):** Played 40 snaps on defense and recorded a QB pressure and a QB hit...Helped limit the Jaguars to just 48 yards rushing on 26 carries (1.8 avg.), the first time they had rushed for 48 or fewer yards on 25-plus attempts since Nov. 14, 1999 (vs. Baltimore, 47 yards on 26 attempts).

► **At Minnesota (Sept. 18):** Appeared on 34 defensive plays and posted three tackles (two solo)...Stopped WR Cordarrelle Patterson for a 4-yard loss on an end-around early in the fourth quarter.

27 Eddie Lacy, RB, 4th Year, Alabama

• Ranks No. 5 in the league in rushing yards (3,186) and No. 4 in rushing TDs (23) since 2013.

• With 3,075 rushing yards from 2013-15, joined RB John Brockington (3,276, 1971-73) as the only two players in franchise history to rush for 3,000-plus yards in their first three seasons in the NFL.

• Is one of only two NFL players (Bills RB LeSean McCoy) to have three or more 100-yard rushing games each season from 2013-15.

• With 1,178 rushing yards in 2013 and 1,139 in 2014, became just the fifth player in franchise history to register back-to-back 1,000-yard rushing seasons.

2016 SEASON: Has started both games and has posted a team-high 111 rushing yards on 26 carries (4.3 avg.)...Also has one reception for 17 yards.

► **At Jacksonville (Sept. 11):** Led the team with 61 rushing yards on 14 attempts (4.4 avg.), highlighted by a 28-yard run late in the third quarter...Took the handoff to the right side, first cutting left before cutting right at the second level as he made S Tashaun Gipson miss as he took the ball to the Jacksonville 17, a run that would help set up K Mason Crosby's 20-yard FG...Added a 17-yard catch on a screen pass in the second quarter, bouncing off a tackle attempt by S Johnathan Cyprien and then diving over Gipson at the end of the play.

► **At Minnesota (Sept. 18):** Posted a team-high 50 yards rushing on 12 carries (4.2 avg.)...Had two runs of 10-plus yards, a 13-yarder up the middle in the fourth quarter and a 12-yard gain off the left end in the third quarter.

70 T.J. Lang, G, 8th Year, Eastern Michigan

• Has started 80 games over the past five-plus seasons (2011-16), the most by any Green Bay player on the offensive side of the ball over that span.

• Opened all 15 contests he played in at RG in 2015 and was named a Pro Bowl alternate for the second straight season.

• Has started 83 games during his career, opening contests at four different positions (49 at RG, 27 at LG, five at RT, two at LT).

2016 SEASON: Has started both games at RG.

►**At Jacksonville (Sept. 11):** Started at RG and played all 64 snaps... Helped protect QB Aaron Rodgers as he was sacked just one time on the afternoon and as he threw for 199 yards and two TDs on 20-of-34 passing with a rushing TD.

►**At Minnesota (Sept. 18):** Started at RG and played 70 of 71 snaps, coming off the field for one play in the third quarter when his shoe fell off.

94 Dean Lowry, DE, Rookie, Northwestern

• Earned second-team All-Big Ten honors as a senior in 2015 after posting 46 tackles (27 solo), including 13½ tackles for a loss (second on the team), three sacks, an interception, a fumble recovery and seven passes defended.

• Set a school single-game record and tied the sixth-best mark in conference history with six tackles for a loss in Northwestern's win at Nebraska in 2015.

• Was an honorable mention All-Big Ten choice as a junior in 2014 after recording 41 tackles (25 solo), including eight tackles for a loss, four sacks, a forced fumble and eight passes defended.

2016 SEASON: Has played in both games, seeing limited action on defense.

►**At Jacksonville (Sept. 11):** Appeared on seven defensive plays in his NFL debut.

►**At Minnesota (Sept. 18):** Appeared on six plays on defense.

50 Blake Martinez, LB, Rookie, Stanford

• Finished his collegiate career with 257 tackles (137 solo), 13½ tackles for a loss, 6½ sacks, five interceptions and five forced fumbles in 51 games played. Led the team in tackles as a junior (102) and senior (141).

• Led the Pacific-12 and ranked seventh nationally with 141 tackles (75 solo) as a senior, averaging a conference-best 10.1 tackles per game. Recorded 84 more tackles than the No. 2 tackler on the team.

• In 2015, was named third-team All-America by *The Associated Press*, second-team All-America by *USA Today* and *Phil Steele's College Football*, and first-team All-Pac-12 by *AP* and *Phil Steele's College Football*.

2016 SEASON: Has started both games at ILB and ranks No. 2 on the team with 15 tackles (10 solo) and a pass defended.

►**At Jacksonville (Sept. 11):** Started at ILB and played 47 snaps, becoming the first Green Bay rookie to start on defense in Week 1 since LB Nick Perry in 2012...Was tied for the team lead with nine tackles (five solo) and added a tackle on special teams...Helped limit the Jaguars to just 48 yards rushing on 26 carries (1.8 avg.), the first time they had rushed for 48 or fewer yards on 25-plus attempts since Nov. 14, 1999 (vs. Baltimore, 47 yards on 26 attempts).

►**At Minnesota (Sept. 18):** Started at ILB and played 41 snaps, recording six tackles (five solo) and a pass defended...Tackled RB Matt Asiata for a 2-yard loss on a run late in the fourth quarter...Helped limit RB Adrian Peterson to just 19 yards on 12 carries (1.6 avg.), tied for the fourth-lowest yardage total of Peterson's career, with a long of 5 yards.

52 Clay Matthews, LB, 8th Year, Southern California

• Ranks No. 2 in franchise history with 69.5 career sacks, trailing only DE Kabeer Gbaja-Biamila (74.5).

• Has earned six Pro Bowl selections in his seven-year career, two more than any Packers linebacker and tied with DE Reggie White for the second-most selections by a defensive player in team history, trailing only S Willie Wood (eight).

• Became the first player in franchise history to earn Pro Bowl recognition in each of his first four seasons in the league (2009-12).

• Is tied for No. 1 in franchise history (since 1982) with four 10-sack sea-

sons (White and Gbaja-Biamila).

2016 SEASON: Has started both games and leads the team with two sacks (tied for No. 6 in the NFL)...Has registered seven tackles (six solo), four QB hits and four pressures.

►**At Jacksonville (Sept. 11):** Started at LOLB and played 53 snaps, finishing with four tackles (three solo), a sack, a QB pressure and a QB hit...Came from the right side to beat LT Kelvin Beachum for a 10-yard sack of QB Blake Bortles on third-and-2 midway through the first quarter...The sack gave him 68.5 for his career as he moved into a tie with White for No. 2 on the all-time franchise list (since 1982)...Added a tackle for a loss later in the first quarter, powering his way into the backfield to bring down RB T.J. Yeldon for a 7-yard loss.

►**At Minnesota (Sept. 18):** Started at ROLB and played 38 snaps, finishing with three tackles (all solo) a sack, three QB pressures and two QB hits...On a third-and-2 early in the third quarter, fought off a block from T Matt Kalil to sack QB Sam Bradford for a 7-yard loss and force a Minnesota punt.

88 Ty Montgomery, WR, 2nd Year, Stanford

• Played in six games with three starts as a rookie in 2015 before an ankle injury that he sustained in Week 6 vs. San Diego would sideline him for the remainder of the season.

• Caught 15 passes for 136 yards (9.1 avg.) and two TDs and posted a 31.1-yard average on seven kickoff returns last season.

• Finished his career at Stanford as the school's all-time leader in kickoff return yards with 2,493, besting Chris Owusu's mark of 2,132 yards from 2008-11.

2016 SEASON: Has played in both games, seeing time on offense and special teams.

►**At Jacksonville (Sept. 11):** Played 11 snaps on offense and 14 on special teams, returning one kickoff for 14 yards.

►**At Minnesota (Sept. 18):** Midway through the first quarter, partially blocked Jeff Locke's punt as the ball traveled just 3 yards to the Green Bay 46, giving the Packers their best field position of the evening to help set up their first score of the game (1-yard TD pass from QB Aaron Rodgers to WR Jordy Nelson).

68 Kyle Murphy, T, Rookie, Stanford

• Played in 54 games with 34 starts in four years at Stanford. Named third-team All-America by *Phil Steele's College Football* as a senior after serving as a team captain and starting all 14 games at left tackle.

• Started all 13 games at right tackle as a junior and was selected second-team All-Pacific-12 by *Phil Steele's College Football*.

• Played in 14 games with two starts in 2012, joining G Joshua Garnett as the first true freshmen offensive linemen to start at Stanford since 2000.

2016 SEASON: Has been inactive for both games.

►**At Jacksonville (Sept. 11):** Inactive (healthy scratch).

►**At Minnesota (Sept. 18):** Inactive (healthy scratch).

87 Jordy Nelson, WR, 9th Year, Kansas State

• One of just two players in franchise history (WR Sterling Sharpe, 1989 and 1992) to register two seasons with 85-plus receptions and 1,300-plus receiving yards, having done it in 2011 and 2014.

• Eclipsed the 1,000-yard receiving mark three times over a four-year span (2011, 2013-14).

• Ranks No. 8 in franchise history in receptions (411), No. 9 in receiving yards (6,214) and No. 6 in TD receptions (51).

• Set a single-season franchise record with 1,519 receiving yards in 2014, topping WR Robert Brooks' mark of 1,497 yards in 1995, on the way to being selected to his first career Pro Bowl and earning second-team All-Pro honors from *The Associated Press*.

• Ranked No. 4 in the NFL and No. 2 among wide receivers (Dez Bryant, 50) with 43 TD catches from 2011-14.

2016 SEASON: Has started both games and leads the team with 105 yards receiving on 11 catches (tied for the team lead) with a team-best two TDs.

►**At Jacksonville (Sept. 11):** After missing the entire 2015 season due to a knee injury, returned to the starting lineup and played 54 snaps, tying

for the team lead with six catches for 32 yards (5.3 avg.) and a TD...The TD catch was the 50th of his career and came with just over three minutes remaining in the first half to give the Packers a 14-10 lead as he found an opening in the middle of the end zone.

►**At Minnesota (Sept. 18):** Started and played 68 of 71 snaps, pacing the team with 73 yards receiving and a TD on five catches (14.6 avg.)... Caught a 1-yard TD pass from QB Aaron Rodgers in the first quarter, moving him into sole possession of the No. 6 spot in team history with 51 TD catches...It marked the third time in his career that he had caught at least one TD pass in both of the first two games (also 2011 and 2013)... Made a leaping 39-yard catch down to the Minnesota 4 early in the fourth quarter over CB Trae Waynes that helped set up Rodgers' 10-yard TD run three plays later...Also had a 21-yard grab in the second quarter, hauling in a quick pass over Waynes before taking it down the sideline to the Minnesota 48.

56 Julius Peppers, LB, 15th Year, North Carolina

• Has been selected to the Pro Bowl nine times during his career, including last season (2004-06, 2008-12, 2015), and has been named first-team All-Pro by *The Associated Press* three times (2004, 2006, 2010). Was named to the NFL's All-Decade Team for the 2000s.

• Has played in 220 games with 216 starts as a pro, appearing in all 16 contests in 12 of his 14 seasons in the NFL. Has missed just two games due to injury during his career.

• Only player in NFL history with 100-plus sacks (137.5) and 10-plus interceptions (11).

• Since entering the NFL in 2002, ranks No. 1 in the league in sacks (137.5) and No. 3 in forced fumbles (45). His career sack total is tied with Richard Dent and John Randle for No. 7 in NFL history (since 1982).

2016 SEASON: Has played in both games and is tied for No. 2 on the team with 1.5 sacks...Has posted three tackles (two solo), four QB hits and two pressures.

►**At Jacksonville (Sept. 11):** Played 29 snaps and posted an assisted tackle.

►**At Minnesota (Sept. 18):** Led the team with 1.5 sacks, moving into a tie for No. 7 in NFL history with Dent and Randle (137.5 sacks)...Midway through the second quarter, fought off a block from T Andre Smith to bring down QB Sam Bradford for a 7-yard sack and force a three-and-out... Shared a 9-yard sack with LB Nick Perry on a third-and-11 in the fourth quarter, knocking back Smith on his way to the 9-yard sack of Bradford.

80 Justin Perillo, TE, 3rd Year, Maine

• Played in a career-high nine games last season and made the first receptions of his career, finishing with 11 catches for 102 yards (9.3 avg.) and a TD.

• Started out the 2015 season on Green Bay's practice squad before being signed to the 53-man roster on Oct. 14, where he remained for the rest of the season.

• Appeared in two games as a rookie in 2014, starting out the season on the practice squad for the first nine contests before being signed to the active roster for the final seven games and both playoff contests.

2016 SEASON: Has played in both games, seeing limited action on offense and special teams.

►**At Jacksonville (Sept. 11):** Appeared on six plays on special teams.

►**At Minnesota (Sept. 18):** Played three snaps on offense and four on special teams.

53 Nick Perry, LB, 5th Year, Southern California

• Tied the franchise record for sacks in a single postseason (LB Clay Matthews, 2010) with 3½ in the 2015 playoffs. His six career postseason sacks rank No. 3 in franchise history behind Matthews (10) and Reggie White (eight), and are the most in team history (since 1982) by a player in his first five games with Green Bay.

• Has posted at least one sack in four of his five career playoff games.

• Has registered a two-sack game in each of the last three seasons (2013-2015), one of only two Packers to do so over that span (Matthews).

2016 SEASON: Has started both games and is tied for No. 2 on the team

with 1.5 sacks...Has registered eight tackles (four solo), a team-high six QB hits and a team-leading seven pressures.

►**At Jacksonville (Sept. 11):** Started at ROLB and played 52 snaps, finishing with three tackles (all solo), a sack, a team-high four QB pressures and a team-leading four QB hits...With the Packers leading 27-20 in the fourth quarter, brought down QB Blake Bortles for a 2-yard sack on third-and-11 with just over six minutes remaining to force the Jaguars to settle for a 50-yard FG from K Jason Myers...Dating back to the 2015 postseason, has posted 4½ sacks in the last three games...Added a tackle for a loss early in the fourth quarter, stopping RB T.J. Yeldon for a 2-yard loss on a run up the middle.

►**At Minnesota (Sept. 18):** Started at LOLB and appeared on 49 of 58 plays, recording five tackles (one solo), a half-sack, three pressures and two QB hits...Shared a 9-yard sack with LB Julius Peppers on a third-and-11 in the fourth quarter, knocking back T Matt Kalil on his way to the 9-yard sack of QB Sam Bradford.

23 Damarious Randall, CB, 2nd Year, Arizona State

• Played in 15 games with nine starts (six at LCB, two at RCB, one in the slot) in 2015 and tied for the team lead and No. 2 among NFL rookies with three interceptions, including one he returned for a TD. Finished with a team-best 16 passes defended.

• Named the NFL's Defensive Rookie of the Month for November 2015, joining CB Casey Hayward (October 2012) as the only Green Bay defensive backs to win the award.

• Earned first-team All-Pacific-12 honors at safety as a senior in 2014 after he led the Sun Devils in tackles (106) and passes defended (12) and tied for the team lead with three interceptions.

2016 SEASON: Has started both games at LCB and has recorded 10 tackles (eight solo) and two passes defended...Leads the team with two tackles on special teams.

►**At Jacksonville (Sept. 11):** Started at LCB and posted eight tackles (six solo) and two passes defended (tied for the team lead)...Made the initial hit of WR Allen Hurns on fourth-and-1 with 23 seconds remaining as a group of Packers brought Hurns down for a 1-yard loss to secure the 27-23 victory for Green Bay...Added a tackle on special teams, running down RB Corey Grant at the Jacksonville 31 on a kickoff return early in the fourth quarter that could have gone for a bigger gain.

►**At Minnesota (Sept. 18):** Started at LCB and played all 58 snaps, joining S Ha Ha Clinton-Dix as the only Green Bay defensive players to do so...Posted five tackles on defense (three solo) and added a stop on special teams, wrapping up WR Cordarrelle Patterson at the Minnesota 44 on a fourth-quarter kickoff return.

99 Christian Ringo, DT, 1st Year, Louisiana-Lafayette

• Originally drafted by the Packers as their second selection in the sixth round (210th overall) of the 2015 NFL Draft. Was on Green Bay's practice squad for the entire 2015 season.

• Started all 13 games as a senior in 2014, anchoring a defensive line that helped the Ragin' Cajuns lead the Sun Belt in rushing defense while ranking third in sacks.

• Was named the state's Defensive Player of the Year by the Louisiana Sports Writers Association after ranking seventh in the nation in tackles for loss (20) and 12th in the country in sacks (11½). His 11½ sacks tied the school single-season record and he also finished tied for No. 1 in school history with 21.0 career sacks.

2016 SEASON: Has played in both games and has posted a solo tackle.

►**At Jacksonville (Sept. 11):** Played 12 snaps on defense in his NFL debut and posted a solo tackle, stopping RB T.J. Yeldon for a 1-yard loss on a run up the middle in the second quarter.

►**At Minnesota (Sept. 18):** Appeared on six plays on defense.

22 Aaron Ripkowski, FB, 2nd Year, Oklahoma

• Played in 15 games as a rookie last season, seeing action primarily on special teams, and posted nine tackles (tied for No. 4 on the team).

• Was tied with CB Damarious Randall (15) for the most games played by a Green Bay rookie in 2015.

• Began his career at Oklahoma as a walk-on and went on to play in 47

games with 17 starts in four seasons.

2016 SEASON: Has played in both games, seeing time primarily on special teams.

►**At Jacksonville (Sept. 11):** Played 18 snaps on special teams, tied for the team lead, and eight snaps on offense.

►**At Minnesota (Sept. 18):** Appeared on 19 plays on special teams and two on offense.

12 Aaron Rodgers, QB, 12th Year, California

- Ranks No. 1 in NFL history (min. 1,500 attempts) in career passer rating (103.8), interception percentage (1.60) and TD/INT ratio (3.94, 260/66).

- Has posted five seasons (2009, 2011-12, 2014-15) with 500-plus passing attempts and eight or fewer INTs, the most in NFL history ahead of Patriots QB Tom Brady (three seasons) and five QBs (one season each).

- Was named the league's Most Valuable Player by *The Associated Press* in 2014 for the second time in his career (2011), becoming the eighth player in league history to win the honor multiple times.

- Is the only quarterback in league history to record a 100-plus passer rating in six consecutive seasons (2009-14), with no other QB doing so in more than four straight years.

- Is one of only eight quarterbacks in NFL annals with 30,000-plus passing yards and 2,000-plus rushing yards.

- In 121 career regular-season starts, has posted 43 games with 300-plus passing yards, 70 without an interception (min. 15 attempts) and 66 with a 100-plus passer rating.

- Has been selected to the Pro Bowl in five of the last seven seasons (2009, 2011-12, 2014-15).

2016 SEASON: Has completed 40 of 70 passes for 412 yards and three TDs with one INT for an 82.6 passer rating...Leads all NFL quarterbacks with two rushing TDs and has rushed for 45 yards on seven carries (6.4 avg.).

►**At Jacksonville (Sept. 11):** Threw for 199 yards and two TDs on 20-of-34 passing for a 95.1 passer rating...Added a 6-yard rushing TD on Green Bay's opening possession, giving him 11 games with two-plus passing TDs and one-plus rushing TDs since 2008, second most over that span behind only Panthers QB Cam Newton...His TD passes came on back-to-back drives late in the first half...Connected with WR Jordy Nelson for a 6-yard TD pass with just over three minutes remaining in the first half, buying time in the pocket before moving to his right to find Nelson in the middle of the end zone...With CB Jalen Ramsey attempting to pull him down by the back of his jersey, threw a perfectly placed 29-yard TD pass to WR Davante Adams over CB Davon House in the end zone with 13 seconds remaining in the half.

►**At Minnesota (Sept. 18):** Connected on 20 of 36 passes for 213 yards and a TD with one INT (70.7 passer rating)...Rushed for 29 yards on three carries (9.7 avg.), highlighted by a 10-yard TD run up the middle early in the fourth quarter...It marked just the third time in his career (Weeks 9-10, 2009; Weeks 2-3, 2010) that he had posted a rushing TD in back-to-back games.

82 Richard Rodgers, TE, 3rd Year, California

- Had 58 receptions in 2015, becoming just the fourth TE in team history to record 55-plus receptions in a season (Paul Coffman, Jermichael Finley, Jackie Harris).

- Was one of only four TEs in the NFL last season to register 55-plus catches, 500-plus receiving yards and eight or more TD receptions (Rob Gronkowski, Jordan Reed, Gary Barnidge).

- Registered 10 TD catches in 2014-15, tied for the most by a Green Bay TE in his first two seasons since the 1970 AFL-NFL merger (Bubba Franks, 2000-01). His eight TD receptions in '15 were tied for the fifth most in a season by a Packers TE.

- Set a single-game franchise record for tight ends with 146 receiving yards last season at Detroit in Week 13, highlighted by his game-winning 61-yard TD catch on the final play of the game.

2016 SEASON: Has played in both games and has three catches for 47 yards (15.7 avg.).

►**At Jacksonville (Sept. 11):** Appeared on 25 plays on offense and made 22-yard catch in the third quarter to the Jacksonville 8 that helped set up K Mason Crosby's 25-yard FG...Was covered by S Johnathan

Cyprien on the play, extending his arms out to make a diving grab near the sideline.

►**At Minnesota (Sept. 18):** Had two receptions for 25 yards (12.5 avg.) in 36 snaps of action.

24 Quinten Rollins, CB, 2nd Year, Miami (Ohio)

- Played in 14 games with four starts (two at LCB, two at RCB) in 2015, recording 35 tackles (25 solo), a sack, two interceptions (one for a TD) and nine passes defended in his rookie season.

- Was tied for No. 3 on the team in INTs and tied for No. 4 among NFL rookies.

- Finished second among Packers rookies (Aaron Ripkowski, nine) with seven special teams tackles.

- Recorded two interceptions vs. St. Louis last season in Week 5, becoming the first Green Bay rookie to do so since CB Casey Hayward had two at Houston on Oct. 14, 2012. Returned the first interception 45 yards for a TD, becoming the first Packers rookie to record a pick-six since S Marques Anderson in 2002 (vs. Detroit, Nov. 10).

2016 SEASON: Has started both games as the third CB and has posted three tackles (one solo) and two passes defended.

►**At Jacksonville (Sept. 11):** Started as the third CB as the defense opened in the nickel and played 47 snaps...Posted two tackles (one solo) and two passes defended (tied for the team lead)...With less than a minute remaining in the game and the Packers leading, 27-23, made a leaping breakup of QB Blake Bortles' pass intended for WR Allen Robinson in the end zone.

►**At Minnesota (Sept. 18):** Started as the third CB and played 41 snaps, posting a pair of solo tackles.

47 Jake Ryan, LB, 2nd Year, Michigan

- Played in 14 games with five starts as a rookie, opening at BLB for the final five contests. Registered 47 tackles (32 solo) and a fumble recovery on defense and six tackles on special teams.

- Started both postseason games and recorded 10 tackles (seven solo). Including the playoffs, tallied six or more tackles in six of the seven games he started in 2015.

- Served as a team captain for his final two seasons and was a three-time winner (2012-14) of the Roger Zatkoff Award, given to Michigan's top LB. He is the only player to win the award, which was established in 1991, three times.

2016 SEASON: Has started both games and leads the team with 17 tackles (10 solo)...Is also tied for the team lead with two passes defended.

►**At Jacksonville (Sept. 11):** Started at ILB and played 43 snaps, finishing with eight tackles (four solo) and his first career pass defended...Broke up a short pass over the middle from QB Blake Bortles intended for WR Allen Hurns in the second quarter...Helped limit the Jaguars to just 48 yards rushing on 26 carries (1.8 avg.), the first time they had rushed for 48 or fewer yards on 25-plus attempts since Nov. 14, 1999 (vs. Baltimore, 47 yards on 26 attempts).

►**At Minnesota (Sept. 18):** Started at ILB, appearing on 45 of 58 plays, and registered a team-high nine tackles (six solo) and a pass defended...Stopped RB Adrian Peterson for a 2-yard loss on a run early in the third quarter...Helped limit Peterson to just 19 yards on 12 carries (1.6 avg.), tied for the fourth-lowest yardage total of Peterson's career, with a long of 5 yards.

10 Jacob Schum, P, 2nd Year, Buffalo

- Was claimed off waivers on Aug. 30 from Tampa Bay, where played in all 16 games last season and averaged 41.9 yards per punt (38.0 net average) on 56 attempts with 15 punts inside the 20.

- Was originally signed as an undrafted free agent by the Cleveland Browns in 2013 and also spent time with the New York Jets.

2016 SEASON: Has played in both games and has recorded a 41.9-yard gross average and a net average of 40.3 yards on nine punts.

►**At Jacksonville (Sept. 11):** Punted four times in his Green Bay debut, posting a 46.0-yard gross average with a net average of 42.5 yards.

►**At Minnesota (Sept. 18):** Posted a 38.6-yard gross average and net average on five punts, with one inside the 20.

37 Sam Shields, CB, 7th Year, Miami

- Has 23 interceptions (including the postseason) since entering the NFL in 2010, tied for No. 2 in the NFL behind Seahawks CB Richard Sherman (28).
- Was tied for the team lead with three interceptions in 2015, his fourth season with three-plus interceptions in the last five years, tied for No. 1 in the NFL over that span (2011-15).
- Earned his first career Pro Bowl selection in 2014, replacing Patriots CB Darrelle Revis, who played in the Super Bowl.
- Recorded a franchise-leading fifth career postseason interception in the 2014 NFC Championship Game at Seattle.

2016 SEASON: Has played in one game and has posted five tackles (four solo).

►**At Jacksonville (Sept. 11):** Started at RCB and played 62 snaps, finishing with five tackles (four solo)...Left the game late in the fourth quarter after sustaining a concussion.

►**At Minnesota (Sept. 18):** Inactive (concussion).

78 Jason Spriggs, T, Rookie, Indiana

- Played in 48 career games over four seasons with 47 starts at left tackle for the Hoosiers.

• Named first-team All-America by the Football Writers Association of America (FWAA) and *Phil Steele's College Football* as a senior. Also received the Hoosiers' Chris Dal Sasso Award (outstanding lineman) and was the first Outland Trophy semifinalist in school history.

• In 2014, was named honorable mention All-Big Ten by the media after giving up two sacks in 689 snaps and recording 45 knockdowns.

2016 SEASON: Has played in both games, seeing limited action on special teams.

►**At Jacksonville (Sept. 11):** Played five snaps on special teams in his NFL debut.

►**At Minnesota (Sept. 18):** Appeared on two plays on special teams (extra points).

44 James Starks, RB, 7th Year, Buffalo

- Played in all 16 games for the second straight season in 2015 and recorded career highs in starts (four), rushing yards (601), receptions (43), receiving yards (392), receiving TDs (three) and yards from scrimmage (993).

• Was one of just five RBs in the league to register 600-plus rushing yards and 390-plus receiving yards in 2015.

• Rushed for 493 yards and a career-high three TDs on 89 carries in 2013, an average of 5.54 yards per carry that ranked No. 1 in the NFL among players with 80-plus attempts.

• Posted a league-leading 315 rushing yards in the 2010 postseason, third most ever by a rookie RB in the postseason behind only Washington's Timmy Smith (342 in 1987) and Baltimore's Jamal Lewis (338 in 2000).

2016 SEASON: Has played in both games and has 10 yards rushing on 11 carries (0.9 avg.) with two catches for 22 yards (11.0 avg.).

►**At Jacksonville (Sept. 11):** Had four carries for 7 yards (1.8 avg.) and a 6-yard catch in 18 snaps of action.

►**At Minnesota (Sept. 18):** Posted a 16-yard reception and 3 rushing yards on seven carries (0.4 avg.).

65 Lane Taylor, G, 4th Year, Oklahoma State

- Started the first games of his career in 2015, opening at RG at Detroit in Week 13 in place of an injured T.J. Lang and at LG in Week 17 vs. Minnesota with Josh Sitton sliding to LT in place of an injured David Bakhtiari.

• Played in all 16 contests in 2014, seeing limited action on offense at both guard spots and as an extra lineman, and on special teams.

• Was one of three rookie free agents to make Green Bay's opening-day roster in 2013.

2016 SEASON: Has started both games at LG.

►**At Jacksonville (Sept. 11):** Started at LG and played all 64 snaps... Helped protect QB Aaron Rodgers as he was sacked just one time on the afternoon and as he threw for 199 yards and two TDs on 20-of-34 passing with a rushing TD.

►**At Minnesota (Sept. 18):** Started at LG and played all 71 snaps.

48 Joe Thomas, LB, 2nd Year, South Carolina State

- Played in 14 games in 2015 and registered 24 tackles (16 solo), a sack, a forced fumble, five QB hits, four pressures and two passes defended.

• Added nine tackles on special teams, which was tied for No. 4 on the team.

• Was with the Packers during the 2015 offseason and preseason before being waived on Sept. 5, 2015. Was signed to Green Bay's 53-man roster on Sept. 21, 2015, from the Dallas Cowboys' practice squad.

• Entered the league with the Packers as an undrafted free agent in May 2014. Was on Green Bay's practice squad for the final eight games of the 2014 regular season and both playoff contests.

2016 SEASON: Has played in both games and has recorded eight tackles (seven solo), an interception and a pass defended.

►**At Jacksonville (Sept. 11):** Played 25 snaps on defense and recorded three tackles (two solo) and his first career interception...The INT came on his first snap of the season when he picked off QB Blake Bortles' pass intended for WR Marqise Lee that was deflected by CB Quinten Rollins at the Jacksonville 41...On the play, initially came on a blitz up the middle before turning back to head up the field and make the interception, returning it 9 yards to help set up the Green Bay offense for its first score of the day...Was one of a host of defenders to bring down WR Allen Hurns for a 1-yard loss on fourth-and-1 with 23 seconds remaining to secure the 27-23 victory for Green Bay.

►**At Minnesota (Sept. 18):** Appeared on 17 plays on defense and 18 on special teams...Registered five tackles (all solo), including a tackle for a loss when he drilled RB Jerick McKinnon for a 1-yard loss on a pass in the flat in the first quarter.

73 JC Tretter, C/G, 4th Year, Cornell

- Saw the most significant action of his career in 2015, appearing in all 16 games with three starts at center in place of an injured Corey Linsley.

• Has seen game action at center, left guard and both tackle spots during his NFL career.

• Was on track to be the starting center in 2014, opening at that position for the first three preseason contests that year, but sustained a knee injury vs. Oakland (Aug. 22) that would sideline him for the first half of the season.

• Played in the final eight regular-season games and both playoff contests. Spent the majority of his rookie campaign in 2013 on reserve/physically unable to perform after sustaining a significant ankle injury during the first practice of Organized Team Activities in the spring.

2016 SEASON: Has started both games at C.

►**At Jacksonville (Sept. 11):** Started at C and played all 64 snaps... Helped protect QB Aaron Rodgers as he was sacked just one time on the afternoon and as he threw for 199 yards and two TDs on 20-of-34 passing with a rushing TD.

►**At Minnesota (Sept. 18):** Started at C and appeared on all 71 offensive plays...Had a key fumble recovery in the first quarter, diving on a fumble by QB Aaron Rodgers on a sack at the Green Bay 12.

National Football League Game Summary

NFL Copyright © 2016 by The National Football League. All rights reserved. This summary and play-by-play is for the express purpose of assisting media in their coverage of the game; any other use of this material is prohibited without the written permission of the National Football League. Updated: 9/19/2016

Date: Sunday, 9/18/2016

Green Bay Packers at Minnesota Vikings

Start Time: 7:32 PM CST

at U.S. Bank Stadium, Minneapolis, MN

Game Day Weather

Game Weather: Indoors

Temp: 77° F (25.0° C)

Played Indoor on Turf: Field Turf

Officials

Referee: Anderson, Walt (66)
Line Judge: Boston, Byron (18)
Back Judge: Wilson, Gregory (119)

Umpire: Hannah, Butch (40)
Side Judge: Hayes, Laird (125)
Replay Official: Smith, Billy ()

Head Linesman: Phillips, Jerod (6)
Field Judge: Jenkins, John (117)

Lineups

Green Bay Packers

Offense		Defense	
WR 87	J.Nelson	NT 98	L.Guion
LT 69	D.Bakhtiari	DT 76	M.Daniels
LG 65	L.Taylor	LOLB 53	N.Perry
C 73	J.Tretter	ILB 47	J.Ryan
RG 70	T.Lang	ILB 50	B.Martinez
RT 75	B.Bulaga	ROLB 52	C.Matthews
TE 89	J.Cook	LCB 23	D.Randall
WR 18	R.Cobb	RCB 36	L.Gunter
WR 17	D.Adams	SS 42	M.Burnett
QB 12	A.Rodgers	FS 21	H.Clinton-Dix
RB 27	E.Lacy	CB 24	Q.Rollins

Minnesota Vikings

Offense		Defense	
WR 12	C.Johnson	LE 96	B.Robison
LT 75	M.Kalil	DT 93	S.Stephen
LG 76	A.Boone	NT 98	L.Joseph
C 61	J.Berger	RE 97	E.Griffen
RG 63	B.Fusco	CB 24	C.Munnerlyn
RT 71	A.Smith	MLB 54	E.Kendricks
TE 82	K.Rudolph	SLB 55	A.Barr
WR 14	S.Diggs	LCB 23	T.Newman
QB 8	S.Bradford	RCB 26	T.Waynes
WR 19	A.Thielen	SS 34	A.Sendejo
HB 28	A.Peterson	FS 22	H.Smith

Substitutions

K 2 M.Crosby, P 10 J.Schum, WR 11 T.Davis, FB 22 A.Ripkowski, S 25 M.Evans, S 29 K.Brice, DB 33 M.Hyde, RB 44 J.Starks, LB 48 J.Thomas, LB 51 K.Fackrell, LB 56 J.Peppers, LS 61 B.Goode, T/G 67 D.Barclay, T 78 J.Spriggs, TE 80 J.Perillo, TE 82 R.Rodgers, WR 83 J.Janis, WR 84 J.Abbrederis, WR 88 T.Montgomery, DE 94 D.Lowry, DE/LB 95 D.Jones, DT 97 K.Clark, DT 99 C.Ringo

Substitutions

K 3 B.Walsh, WR 11 L.Treadwell, P 18 J.Locke, CB 20 M.Alexander, RB 21 J.McKinnon, S 27 J.Kearse, CB 35 M.Sherels, S 41 A.Harris, RB 44 M.Asiata, LS 47 K.McDermott, FB 48 Z.Line, LB 52 C.Greenway, LB 57 A.Cole, LB 59 E.Lamur, T 68 T.Clemmings, WR 84 C.Patterson, TE 85 R.Ellison, TE 89 D.Morgan, DT 92 Tom.Johnson, DE 94 J.Trattou, DE 99 D.Hunter

Did Not Play

QB 7 B.Hundley

Did Not Play

QB 13 S.Hill, G 67 Z.Kerin, T 78 J.Sirles

Not Active

QB 6 J.Callahan, CB 28 J.Hawkins, S 32 C.Banjo, CB 37 S.Shields, T 68 K.Murphy, LB 91 J.Elliott

Not Active

WR 17 J.Wright, CB 29 X.Rhodes, LB 40 K.Brothers, LB 51 E.Robinson, C 62 N.Easton, DT 73 S.Floyd, TE 83 M.Pruitt

Field Goals (made () & missed)

B.Walsh (46)

		1	2	3	4	OT	Total
VISITOR:	Green Bay Packers	7	0	0	7	0	14
HOME:	Minnesota Vikings	0	10	7	0	0	17

Scoring Plays

Team	Qtr	Time	Play Description (Extra Point) (Drive Info)	Visitor	Home
Packers	1	5:39	J.Nelson 1 yd. pass from A.Rodgers (M.Crosby kick) (5-52, 3:08)	7	0
Vikings	2	10:14	K.Rudolph 8 yd. pass from S.Bradford (B.Walsh kick) (10-54, 4:46)	7	7
Vikings	2	0:27	B.Walsh 46 yd. Field Goal (8-59, 4:14)	7	10
Vikings	3	2:11	S.Diggs 25 yd. pass from S.Bradford (B.Walsh kick) (6-87, 2:46)	7	17
Packers	4	12:41	A.Rodgers 10 yd. run (M.Crosby kick) (10-75, 4:30)	14	17

Paid Attendance: 66,813

Time: 3:12

Green Bay Packers vs Minnesota Vikings
9/18/2016 at U.S. Bank Stadium

Final Individual Statistics

Green Bay Packers

Minnesota Vikings

RUSHING	ATT	YDS	AVG	LG	TD	RUSHING	ATT	YDS	AVG	LG	TD
E.Lacy	12	50	4.2	13	0	A.Peterson	12	19	1.6	5	0
A.Rodgers	3	29	9.7	10	1	M.Asiata	6	14	2.3	12	0
J.Starks	7	3	0.4	5	0	J.McKinnon	2	2	1.0	2	0
R.Cobb	1	1	1.0	1	0	C.Patterson	1	-2	-2.0	-2	0
						S.Bradford	1	-3	-3.0	-3	0
Total	23	83	3.6	13	1	Total	22	30	1.4	12	0

PASSING	ATT	CMP	YDS	SK/YD	TD	LG	IN	RT	PASSING	ATT	CMP	YDS	SK/YD	TD	LG	IN	RT
A.Rodgers	36	20	213	5/33	1	39	1	70.7	S.Bradford	31	22	286	4/32	2	46	0	121.2
Total	36	20	213	5/33	1	39	1	70.7	Total	31	22	286	4/32	2	46	0	121.2

PASS RECEIVING	TAR	REC	YDS	AVG	LG	TD	PASS RECEIVING	TAR	REC	YDS	AVG	LG	TD
J.Nelson	11	5	73	14.6	39	1	S.Diggs	11	9	182	20.2	46	1
R.Cobb	7	5	42	8.4	14	0	A.Thielen	5	4	41	10.3	15	0
J.Cook	6	4	31	7.8	14	0	K.Rudolph	8	3	31	10.3	19	1
D.Adams	7	3	26	8.7	13	0	C.Johnson	2	2	15	7.5	10	0
R.Rodgers	2	2	25	12.5	15	0	A.Peterson	3	2	7	3.5	7	0
J.Starks	1	1	16	16.0	16	0	M.Asiata	1	1	11	11.0	11	0
T.Davis	1	0	0	0.0	0	0	J.McKinnon	1	1	-1	-1.0	-1	0
E.Lacy	1	0	0	0.0	0	0							
Total	36	20	213	10.7	39	1	Total	31	22	286	13.0	46	2

INTERCEPTIONS	NO	YDS	AVG	LG	TD	INTERCEPTIONS	NO	YDS	AVG	LG	TD
Total	0	0	0	0	0	T.Waynes	1	4	4.0	4	0
						Total	1	4	4.0	4	0

PUNTING	NO	YDS	AVG	NET	TB	IN20	LG	PUNTING	NO	YDS	AVG	NET	TB	IN20	LG
J.Schum	5	193	38.6	38.6	0	1	44	J.Locke	7	273	39.0	38.7	0	5	50
Total	5	193	38.6	38.6	0	1	44	Total	7	273	39.0	38.7	0	5	50

PUNT RETURNS	NO	YDS	AVG	FC	LG	TD	PUNT RETURNS	NO	YDS	AVG	FC	LG	TD
D.Randall	1	2	2.0	0	2	0	M.Sherels	0	0	0.0	3	0	0
M.Hyde	0	0	0.0	4	0	0	[DOWNED]	1	0	0.0	0	0	0
T.Davis	0	0	0.0	1	0	0	[OUT OF BOUNDS]	1	0	0.0	0	0	0
[DOWNED]	1	0	0.0	0	0	0							
Total	1	2	2.0	5	2	0	Total	0	0	0.0	3	0	0

KICKOFF RETURNS	NO	YDS	AVG	FC	LG	TD	KICKOFF RETURNS	NO	YDS	AVG	FC	LG	TD
T.Montgomery	1	21	21.0	0	21	0	C.Patterson	2	62	31.0	0	37	0
[TOUCHBACK]	3	0	0.0	0	0	0	[TOUCHBACK]	1	0	0.0	0	0	0
Total	1	21	21.0	0	21	0	Total	2	62	31.0	0	37	0

Green Bay Packers

FUMBLES	FUM	LOST	OWN-REC	YDS	TD	FORCED	OPP-REC	YDS	TD	OUT-BDS
A.Rodgers	3	1	0	0	0	0	0	0	0	0
D.Adams	1	1	0	0	0	0	0	0	0	0
J.Cook	0	0	1	0	0	0	0	0	0	0
J.Tretter	0	0	1	0	0	0	0	0	0	0
R.Cobb	0	0	0	0	0	1	1	0	0	0
L.Gunter	0	0	0	0	0	1	0	0	0	0
Total	4	2	2	0	0	2	1	0	0	0

Minnesota Vikings

FUMBLES	FUM	LOST	OWN-REC	YDS	TD	FORCED	OPP-REC	YDS	TD	OUT-BDS
A.Thielen	1	0	1	0	0	0	0	0	0	0
A.Sendejo	1	1	0	0	0	0	1	3	0	0
E.Griffen	0	0	0	0	0	1	0	0	0	0
D.Hunter	0	0	0	0	0	1	0	0	0	0

Green Bay Packers vs Minnesota Vikings
9/18/2016 at U.S. Bank Stadium

Final Individual Statistics

E.Kendricks	0	0	0	0	0	1	0	0	0	0
B.Robison	0	0	0	0	0	1	0	0	0	0
S.Stephen	0	0	0	0	0	0	1	0	0	0
Total	2	1	1	0	0	4	2	3	0	0

Final Team Statistics

	Visitor Packers	Home Vikings
TOTAL FIRST DOWNS	20	15
By Rushing	5	2
By Passing	10	11
By Penalty	5	2
THIRD DOWN EFFICIENCY	6-13-46%	4-14-29%
FOURTH DOWN EFFICIENCY	0-1-0%	1-2-50%
TOTAL NET YARDS	263	284
Total Offensive Plays (inc. times thrown passing)	64	57
Average gain per offensive play	4.1	5.0
NET YARDS RUSHING	83	30
Total Rushing Plays	23	22
Average gain per rushing play	3.6	1.4
Tackles for a loss-number and yards	3-9	6-12
NET YARDS PASSING	180	254
Times thrown - yards lost attempting to pass	5-33	4-32
Gross yards passing	213	286
PASS ATTEMPTS-COMPLETIONS-HAD INTERCEPTED	36-20-1	31-22-0
Avg gain per pass play (inc.# thrown passing)	4.4	7.3
KICKOFFS Number-In End Zone-Touchbacks	3-2-1	4-3-3
PUNTS Number and Average	5-38.6	7-39.0
Had Blocked	0	0
FGs - PATs Had Blocked	0-0	0-0
Net Punting Average	38.6	38.7
TOTAL RETURN YARDAGE (Not Including Kickoffs)	2	4
No. and Yards Punt Returns	1-2	0-0
No. and Yards Kickoff Returns	1-21	2-62
No. and Yards Interception Returns	0-0	1-4
PENALTIES Number and Yards	6-72	13-137
FUMBLES Number and Lost	4-2	2-1
TOUCHDOWNS	2	2
Rushing	1	0
Passing	1	2
EXTRA POINTS Made-Attempts	2-2	2-2
Kicking Made-Attempts	2-2	2-2
FIELD GOALS Made-Attempts	0-0	1-1
RED ZONE EFFICIENCY	2-3-67%	1-1-100%
GOAL TO GO EFFICIENCY	2-2-100%	0-0-0%
SAFETIES	0	0
FINAL SCORE	14	17
TIME OF POSSESSION	29:42	30:18

Ball Possession And Drive Chart

Green Bay Packers

#	Time Recd	Time Lost	Time Poss	How Ball Obtained	Drive Began	# Play	Yds Gain	Yds Pen	Net Yds	1st Down	Last Scrm	How Given Up
1	12:11	12:03	0:08	Punt	GB 10	1	3	0	3	0	GB 10	Fumble
2	12:03	11:04	0:59	Fumble	GB 10	3	5	0	5	0	GB 15	Punt
3	8:47	5:39	3:08	Punt	GB 48	5	11	41	52	3	* MIN 1	Touchdown
4	2:31	0:00	2:31	Punt	GB 10	5	2	0	2	1	GB 12	Punt
5	10:14	8:34	1:40	Kickoff	GB 25	3	6	0	6	0	GB 31	Punt
6	6:58	4:41	2:17	Punt	GB 24	6	29	0	29	1	MIN 47	Punt
7	0:27	0:00	0:27	Kickoff	GB 25	1	9	-5	4	0	GB 20	End of Half
8	15:00	13:02	1:58	Kickoff	GB 24	3	19	-10	9	0	GB 33	Punt
9	10:34	4:57	5:37	Punt	GB 14	10	55	18	73	5	* MIN 14	Downs
10	2:11	12:41	4:30	Kickoff	GB 25	10	57	18	75	4	* MIN 10	Touchdown
11	10:32	6:53	3:39	Punt	GB 15	8	41	0	41	3	MIN 40	Fumble
12	4:38	1:50	2:48	Punt	GB 9	9	36	0	36	3	GB 45	Interception

(239) Average GB 20

Minnesota Vikings

#	Time Recd	Time Lost	Time Poss	How Ball Obtained	Drive Began	# Play	Yds Gain	Yds Pen	Net Yds	1st Down	Last Scrm	How Given Up
1	15:00	12:11	2:49	Kickoff	MIN 25	6	17	0	17	1	MIN 42	Punt
2	11:04	8:47	2:17	Punt	MIN 47	3	4	0	4	0	GB 49	Punt
3	5:39	2:31	3:08	Kickoff	MIN 23	5	25	-5	20	1	MIN 43	Punt
4	15:00	10:14	4:46	Punt	MIN 46	10	64	-10	54	4	* GB 8	Touchdown
5	8:34	6:58	1:36	Punt	MIN 34	3	-3	0	-3	0	MIN 31	Punt
6	4:41	0:27	4:14	Punt	MIN 13	8	64	-5	59	2	GB 28	Field Goal
7	13:02	10:34	2:28	Punt	MIN 23	4	11	15	26	2	MIN 49	Punt
8	4:57	2:11	2:46	Downs	MIN 13	6	87	0	87	3	GB 25	Touchdown
9	12:41	10:32	2:09	Kickoff	MIN 44	3	13	-15	-2	0	MIN 42	Punt
10	6:53	4:38	2:15	Fumble	MIN 44	4	2	-5	-3	1	MIN 41	Punt
11	1:50	0:00	1:50	Interception	MIN 45	6	0	7	7	1	GB 48	Downs

(357) Average MIN 32

* inside opponent's 20

Time of Possession by Quarter

Visitor	Home	1st	2nd	3rd	4th	OT	Total
Green Bay Packers	Minnesota Vikings	6:46	4:24	9:46	8:46		29:42
		8:14	10:36	5:14	6:14		30:18

Kickoff Drive No.-Start Average

Packers: 4 - GB 25 Vikings: 3 - MIN 31

Play By Play

First Quarter

9/18/2016

GB wins the coin toss and elects to defer. MIN elects to Receive, and GB elects to defend the east goal.

M.Crosby kicks 65 yards from GB 35 to end zone, Touchback.

Minnesota Vikings at 15:00

- 1-10-MIN 25 (15:00) (Shotgun) S.Bradford pass short right to A.Peterson to MIN 25 for no gain (B.Martinez).
 2-10-MIN 25 (14:21) (Shotgun) A.Peterson left guard to MIN 27 for 2 yards (M.Daniels; B.Martinez).
 3-8-MIN 27 (13:37) (Shotgun) S.Bradford pass short right to A.Thielen pushed ob at MIN 42 for 15 yards (D.Randall). P1
1-10-MIN 42 (13:05) (Shotgun) A.Peterson left tackle to MIN 42 for no gain (L.Guion; N.Perry).
 2-10-MIN 42 (12:28) S.Bradford pass incomplete deep left to K.Rudolph.
 3-10-MIN 42 (12:23) (Shotgun) S.Bradford pass incomplete short right to K.Rudolph.
 4-10-MIN 42 (12:18) (Punt formation) J.Locke punts 48 yards to GB 10, Center-K.McDermott, fair catch by M.Hyde.

Green Bay Packers at 12:11

- 1-10-GB 10 (12:11) (Shotgun) A.Rodgers pass short left to D.Adams to GB 13 for 3 yards (E.Kendricks). FUMBLES (E.Kendricks), RECOVERED by MIN-A.Sendejo at GB 13. A.Sendejo to GB 10 for 3 yards (R.Cobb). FUMBLES (R.Cobb), RECOVERED by GB-R.Cobb at GB 10. R.Cobb to GB 10 for no gain (A.Sendejo).

Green Bay Packers at 12:03

- 1-10-GB 10 (12:03) (Shotgun) E.Lacy up the middle to GB 15 for 5 yards (L.Joseph).
 2-5-GB 15 (11:25) (No Huddle, Shotgun) A.Rodgers pass incomplete short middle to J.Cook (E.Kendricks).
 3-5-GB 15 (11:22) (Shotgun) A.Rodgers pass incomplete deep left to J.Nelson.
 4-5-GB 15 (11:17) (Punt formation) J.Schum punts 38 yards to MIN 47, Center-B.Goode, downed by GB-J.Abbrederis.

Minnesota Vikings at 11:04

- 1-10-MIN 47 (11:04) (Shotgun) S.Bradford pass short right to J.McKinnon to MIN 46 for -1 yards (J.Thomas).
 2-11-MIN 46 (10:23) S.Bradford sacked at MIN 37 for -9 yards (M.Daniels).
 3-20-MIN 37 (9:37) (Shotgun) S.Bradford pass short left to S.Diggs to GB 49 for 14 yards (J.Thomas) [J.Peppers].
 4-6-GB 49 (8:57) (Punt formation) J.Locke punts 3 yards to GB 46, Center-K.McDermott. D.Randall to GB 48 for 2 yards (Z.Line). Punt Partially Blocked by GB 88

Green Bay Packers at 8:47

- 1-10-GB 48 (8:47) (Shotgun) A.Rodgers pass short left to R.Cobb to MIN 47 for 5 yards (E.Kendricks).
 2-5-MIN 47 (8:12) (Shotgun) E.Lacy left end to MIN 44 for 3 yards (S.Stephen).
 3-2-MIN 44 (7:33) (No Huddle) A.Rodgers pass incomplete deep middle to D.Adams.
PENALTY on MIN-T.Newman, Defensive Pass Interference, 40 yards, enforced at MIN 44 - No Play. X1
1-4-MIN 4 (7:24) E.Lacy right guard to MIN 2 for 2 yards (A.Barr; S.Stephen).
 2-2-MIN 2 (6:38) A.Rodgers pass incomplete short right to J.Nelson.
PENALTY on MIN-T.Newman, Defensive Holding, 1 yard, enforced at MIN 2 - No Play. X2
1-1-MIN 1 (6:33) (Shotgun) E.Lacy up the middle to MIN 1 for no gain (E.Kendricks; S.Stephen).
 Timeout #1 by GB at 05:44.
 2-1-MIN 1 (5:44) **A.Rodgers pass short left to J.Nelson for 1 yard, TOUCHDOWN.** P3
 (Kick formation) M.Crosby extra point is GOOD, Center-B.Goode, Holder-J.Schum.

GB 7 MIN 0, 5 plays, 52 yards, 2 penalties, 3:08 drive, 9:21 elapsed

M.Crosby kicks 67 yards from GB 35 to MIN -2. C.Patterson to MIN 23 for 25 yards (M.Evans).

Minnesota Vikings at 5:39, (1st play from scrimmage 5:33)

- 1-10-MIN 23 (5:33) A.Peterson up the middle to MIN 22 for -1 yards (M.Daniels).
 2-11-MIN 22 (4:59) (Shotgun) S.Bradford pass short right to S.Diggs pushed ob at MIN 37 for 15 yards (B.Martinez). P2
1-10-MIN 37 (4:22) S.Bradford pass incomplete short right to K.Rudolph (M.Burnett) [D.Jones].
 2-10-MIN 37 (4:17) A.Peterson left guard to MIN 37 for no gain (M.Daniels).
 3-10-MIN 37 (4:17) (Shotgun) *PENALTY on MIN-M.Kalil, False Start, 5 yards, enforced at MIN 37 - No Play.*
 3-15-MIN 32 (3:21) (Shotgun) S.Bradford pass short left to M.Asiate to MIN 43 for 11 yards (L.Gunter).
 4-4-MIN 43 (2:39) (Punt formation) J.Locke punts 47 yards to GB 10, Center-K.McDermott, fair catch by M.Hyde.

Green Bay Packers at 2:31

- 1-10-GB 10 (2:31) (Shotgun) A.Rodgers pass short right to J.Nelson to GB 16 for 6 yards (T.Newman).
 2-4-GB 16 (2:02) (Shotgun) A.Rodgers pass short left to R.Cobb to GB 23 for 7 yards (A.Sendejo). P4
1-10-GB 23 (1:30) (No Huddle, Shotgun) J.Starks right end to GB 25 for 2 yards (D.Hunter).
 2-8-GB 25 (:48) (Shotgun) A.Rodgers pass incomplete deep left to D.Adams [Tom.Johnson].

Green Bay Packers vs Minnesota Vikings at U.S. Bank Stadium

3-8-GB 25 (:44) (Shotgun) A.Rodgers sacked at GB 13 for -12 yards (D.Hunter). FUMBLES (D.Hunter) [D.Hunter], recovered by GB-J.Tretter at GB 12. J.Tretter to GB 12 for no gain (E.Kendricks).

4-21-GB 12 (:04) (Punt formation) J.Schum punts 42 yards to MIN 46, Center-B.Goode, fair catch by M.Sherels.

END OF QUARTER

	Score	Time Poss	First Downs				Efficiencies	
			R	P	X	T	3 Down	4 Down
Green Bay Packers	7	6:46	0	2	2	4	0/2	0/0
Minnesota Vikings	0	8:14	0	2	0	2	1/4	0/0

Second Quarter

9/18/2016

Play By Play

Minnesota Vikings continued.

Minnesota Vikings at 15:00

1-10-MIN 46	(15:00) A.Peterson left guard to MIN 42 for -4 yards (L.Guion).	
2-14-MIN 42	(14:21) (Shotgun) S.Bradford pass deep left to K.Rudolph pushed ob at GB 39 for 19 yards (L.Gunter).	P3
<u>1-10-GB 39</u>	(14:01) (Shotgun) S.Bradford pass short right to A.Thielen pushed ob at GB 27 for 12 yards (D.Randall).	P4
<u>1-10-GB 27</u>	(13:43) (Shotgun) S.Bradford pass incomplete deep left to A.Thielen.	
2-10-GB 27	(13:38) (Shotgun) S.Bradford pass incomplete short right to K.Rudolph.	
3-10-GB 27	(13:35) (Shotgun) S.Bradford pass short left to A.Thielen to GB 19 for 8 yards (L.Gunter) [N.Perry]. FUMBLES (L.Gunter), and recovers at GB 18. A.Thielen to GB 18 for no gain (L.Gunter).	
4-1-GB 18	(12:46) (Shotgun) S.Bradford pass short middle to S.Diggs to GB 14 for 4 yards (D.Randall).	P5
<u>1-10-GB 14</u>	(12:18) (Shotgun) PENALTY on MIN-A.Smith, False Start, 5 yards, enforced at GB 14 - No Play.	
1-15-GB 19	(12:18) PENALTY on MIN-B.Fusco, False Start, 5 yards, enforced at GB 19 - No Play.	
1-20-GB 24	(11:35) S.Bradford pass short left to A.Peterson pushed ob at GB 17 for 7 yards (H.Clinton-Dix).	
2-13-GB 17	(10:59) (Shotgun) S.Bradford pass short middle to S.Diggs to GB 8 for 9 yards (Q.Rollins).	
3-4-GB 8	(10:18) (Shotgun) S.Bradford pass short right to K.Rudolph for 8 yards, TOUCHDOWN.	P6
	(Kick formation) B.Walsh extra point is GOOD, Center-K.McDermott, Holder-J.Locke.	

GB 7 MIN 7, 10 plays, 54 yards, 4:46 drive, 4:46 elapsed

B.Walsh kicks 65 yards from MIN 35 to end zone, Touchback.

Green Bay Packers at 10:14

1-10-GB 25	(10:14) E.Lacy right end to GB 27 for 2 yards (E.Kendricks; C.Munnerlyn).	
2-8-GB 27	(9:35) (No Huddle) E.Lacy left tackle to GB 31 for 4 yards (Tom.Johnson; D.Hunter).	
3-4-GB 31	(8:49) (Shotgun) A.Rodgers pass incomplete deep right to T.Davis [E.Griffen].	
4-4-GB 31	(8:41) (Punt formation) J.Schum punts 35 yards to MIN 34, Center-B.Goode, out of bounds.	

Minnesota Vikings at 8:34

1-10-MIN 34	(8:34) (Shotgun) A.Peterson up the middle to MIN 38 for 4 yards (K.Clark).	
2-6-MIN 38	(7:52) (Shotgun) S.Bradford pass incomplete short right to K.Rudolph (J.Ryan). Timeout #1 by MIN at 07:48.	
3-6-MIN 38	(7:48) (Shotgun) S.Bradford sacked at MIN 31 for -7 yards (J.Peppers).	
4-13-MIN 31	(7:05) (Punt formation) J.Locke punts 45 yards to GB 24, Center-K.McDermott, fair catch by M.Hyde.	

Green Bay Packers at 6:58

1-10-GB 24	(6:58) (Shotgun) A.Rodgers pass incomplete short left to J.Nelson.	
2-10-GB 24	(6:54) (Shotgun) A.Rodgers pass short middle to R.Cobb to GB 31 for 7 yards (H.Smith).	
3-3-GB 31	(6:12) (Shotgun) A.Rodgers pass short left to J.Nelson to MIN 48 for 21 yards (A.Sendejo). <i>Penalty on MIN-E.Griffen, Defensive Offside, declined.</i>	P5
<u>1-10-MIN 48</u>	(5:44) (Shotgun) R.Cobb right tackle to MIN 47 for 1 yard (D.Hunter). Timeout #2 by GB at 05:00.	
2-9-MIN 47	(5:00) A.Rodgers pass incomplete short left to D.Adams [Tom.Johnson].	
3-9-MIN 47	(4:52) (Shotgun) A.Rodgers pass incomplete short middle to R.Cobb.	
4-9-MIN 47	(4:48) (Punt formation) J.Schum punts 34 yards to MIN 13, Center-B.Goode, fair catch by M.Sherels.	

Minnesota Vikings at 4:41

1-10-MIN 13	(4:41) A.Peterson left end to MIN 18 for 5 yards (C.Matthews).	
2-5-MIN 18	(4:01) A.Peterson right tackle to MIN 22 for 4 yards (C.Matthews).	
3-1-MIN 22	(3:20) A.Peterson right guard to MIN 24 for 2 yards (N.Perry; J.Ryan).	R7
<u>1-10-MIN 24</u>	(2:36) S.Bradford pass deep right to S.Diggs to GB 32 for 44 yards (D.Randall).	P8
<u>1-10-GB 32</u>	(2:01) S.Bradford pass incomplete short right to A.Peterson [M.Burnett].	

Two-Minute Warning

2-10-GB 32	(1:56) (Shotgun) S.Bradford pass short left to C.Johnson to GB 27 for 5 yards (L.Gunter).	
3-5-GB 27	(1:21) (Shotgun) S.Bradford pass short right to K.Rudolph to GB 23 for 4 yards (M.Hyde).	
4-1-GB 23	(1:21) (Run formation) PENALTY on MIN-S.Bradford, Delay of Game, 5 yards, enforced at GB 23 - No Play.	
4-6-GB 28	(:31) (Field Goal formation) B.Walsh 46 yard field goal is GOOD, Center-K.McDermott, Holder-J.Locke.	

GB 7 MIN 10, 8 plays, 59 yards, 4:14 drive, 14:33 elapsed
--

Green Bay Packers vs Minnesota Vikings at U.S. Bank Stadium

B.Walsh kicks 65 yards from MIN 35 to end zone, Touchback.

Green Bay Packers at 0:27

1-10-GB 25 (:27) (Shotgun) A.Rodgers pass deep left to D.Adams to MIN 32 for 43 yards (H.Smith) [E.Griffen].

PENALTY on GB-D.Adams, Offensive Pass Interference, 10 yards, enforced at GB 25 - No Play.

1-20-GB 15 (:27) (Shotgun) *PENALTY on MIN-B.Robison, Neutral Zone Infraction, 5 yards, enforced at GB 15 - No Play.*

1-15-GB 20 (:18) (Shotgun) A.Rodgers pass short right to R.Cobb to GB 29 for 9 yards (C.Munnerlyn; A.Sendejo).

END OF QUARTER

	Score	Time Poss	First Downs				Efficiencies	
			R	P	X	T	3 Down	4 Down
Green Bay Packers	7	4:24	0	1	0	1	1/3	0/0
Minnesota Vikings	10	10:36	1	5	0	6	2/5	1/1

Third Quarter

9/18/2016

Play By Play

GB elects to Receive, and MIN elects to defend the goal.

B.Walsh kicks 62 yards from MIN 35 to GB 3. T.Montgomery to GB 24 for 21 yards (A.Harris).

Green Bay Packers at 15:00, (1st play from scrimmage 14:55)

- 1-10-GB 24 (14:55) E.Lacy left end to GB 33 for 9 yards (H.Smith).
 2-1-GB 33 (14:19) E.Lacy right tackle to GB 37 for 4 yards (S.Stephen).
PENALTY on GB-R.Rodgers, Offensive Holding, 10 yards, enforced at GB 33 - No Play.
 2-11-GB 23 (13:52) A.Rodgers pass incomplete deep left to J.Nelson.
 3-11-GB 23 (13:49) (Shotgun) A.Rodgers pass short left to J.Cook to GB 33 for 10 yards (H.Smith).
 4-1-GB 33 (13:09) (Punt formation) J.Schum punts 44 yards to MIN 23, Center-B.Goode, fair catch by M.Sherels.

Minnesota Vikings at 13:02

- 1-10-MIN 23 (13:02) S.Bradford pass short middle to S.Diggs to MIN 33 for 10 yards (Q.Rollins) P9
PENALTY on GB-M.Daniels, Roughing the Passer, 15 yards, enforced at MIN 33. X10
1-10-MIN 48 (12:38) A.Peterson left tackle to MIN 46 for -2 yards (J.Ryan).
 2-12-MIN 46 (11:58) (Shotgun) S.Bradford pass short middle to C.Johnson to GB 44 for 10 yards (L.Gunter).
 3-2-GB 44 (11:22) (Shotgun) S.Bradford sacked at MIN 49 for -7 yards (C.Matthews).
 4-9-MIN 49 (10:40) (Punt formation) J.Locke punts 37 yards to GB 14, Center-K.McDermott, fair catch by M.Hyde.

Green Bay Packers at 10:34

- 1-10-GB 14 (10:34) A.Rodgers pass incomplete short left to R.Cobb.
PENALTY on MIN-T.Waynes, Defensive Pass Interference, 13 yards, enforced at GB 14 - No Play. X6
1-10-GB 27 (10:28) A.Rodgers pass short middle to J.Cook to GB 41 for 14 yards (H.Smith). P7
1-10-GB 41 (10:00) (No Huddle) E.Lacy left guard to GB 40 for -1 yards (L.Joseph).
 2-11-GB 40 (9:25) (No Huddle) A.Rodgers pass incomplete short right.
PENALTY on MIN-T.Waynes, Defensive Holding, 5 yards, enforced at GB 40 - No Play. X8
1-10-GB 45 (9:18) E.Lacy left end to MIN 43 for 12 yards (C.Greenway; H.Smith). R9
1-10-MIN 43 (8:34) A.Rodgers sacked at MIN 45 for -2 yards (Tom.Johnson).
 2-12-MIN 45 (7:51) (Shotgun) A.Rodgers pass short left to J.Cook to MIN 41 for 4 yards (T.Waynes).
 3-8-MIN 41 (7:15) (Shotgun) A.Rodgers scrambles left end to MIN 32 for 9 yards (E.Griffen). FUMBLES (E.Griffen), recovered by GB-J.Cook at MIN 22. R10
1-10-MIN 22 (6:18) J.Starks right tackle to MIN 24 for -2 yards (C.Greenway).
 2-12-MIN 24 (5:49) (Shotgun) A.Rodgers pass short left to R.Rodgers to MIN 14 for 10 yards (H.Smith; A.Sendejo).
 3-2-MIN 14 (5:08) (Shotgun) A.Rodgers pass incomplete short left to J.Nelson.
 4-2-MIN 14 (5:04) (Shotgun) J.Starks left guard to MIN 13 for 1 yard (L.Joseph; B.Robison).

Minnesota Vikings at 4:57

- 1-10-MIN 13 (4:57) A.Peterson up the middle to MIN 17 for 4 yards (J.Ryan).
 2-6-MIN 17 (4:22) S.Bradford pass short right to S.Diggs to GB 37 for 46 yards (J.Ryan). P11
 Timeout #1 by MIN at 03:31.
1-10-GB 37 (3:31) A.Peterson right guard to GB 32 for 5 yards (K.Fackrell). MIN-A.Peterson was injured during the play.
 2-5-GB 32 (3:05) J.McKinnon up the middle to GB 30 for 2 yards (H.Clinton-Dix).
 3-3-GB 30 (2:42) (Shotgun) S.Bradford pass short right to A.Thielen to GB 25 for 5 yards (J.Thomas). GB-M.Hyde was injured during the play. P12
1-10-GB 25 (2:16) (Shotgun) S.Bradford pass deep middle to S.Diggs for 25 yards, TOUCHDOWN [M.Daniels]. P13
Penalty on GB-D.Randall, Defensive Pass Interference, declined.
 B.Walsh extra point is GOOD, Center-K.McDermott, Holder-J.Locke.

GB 7 MIN 17, 6 plays, 87 yards, 2:46 drive, 12:49 elapsed

B.Walsh kicks 65 yards from MIN 35 to end zone, Touchback.

Green Bay Packers at 2:11

- 1-10-GB 25 (2:11) (Shotgun) J.Starks right end to GB 26 for 1 yard (L.Joseph).
 2-9-GB 26 (1:36) (Shotgun) J.Starks left end to GB 31 for 5 yards (A.Sendejo).
PENALTY on GB-T.Lang, Offensive Holding, 10 yards, enforced at GB 31.
 2-14-GB 21 (1:12) (Shotgun) A.Rodgers pass incomplete deep left to D.Adams.
PENALTY on MIN-T.Waynes, Defensive Pass Interference, 28 yards, enforced at GB 21 - No Play. X11
1-10-GB 49 (1:05) A.Rodgers pass incomplete deep middle to J.Nelson [Tom.Johnson].

Green Bay Packers vs Minnesota Vikings at U.S. Bank Stadium

2-10-GB 49 (1:00) (Shotgun) A.Rodgers pass short middle to J.Starks to MIN 35 for 16 yards (A.Sendejo).

1-10-MIN 35 (:22) J.Starks right end to MIN 33 for 2 yards (L.Joseph).

END OF QUARTER

	Score	Time Poss	First Downs				Efficiencies	
			R	P	X	T	3 Down	4 Down
Green Bay Packers	7	9:46	2	2	3	7	1/3	0/1
Minnesota Vikings	17	5:14	0	4	1	5	1/2	0/0

Fourth Quarter

9/18/2016

Play By Play

Green Bay Packers continued.

- 2-8-MIN 33 (15:00) (Shotgun) A.Rodgers sacked at MIN 43 for -10 yards (E.Griffen).
- 3-18-MIN 43 (14:18) (No Huddle, Shotgun) A.Rodgers pass deep left to J.Nelson to MIN 4 for 39 yards (A.Sendejo). P13
- 1-4-MIN 4 (13:28) (Shotgun) A.Rodgers pass incomplete short right to D.Adams (T.Newman).
- 2-4-MIN 4 (13:24) (Shotgun) J.Starks right end pushed ob at MIN 10 for -6 yards (C.Munnerlyn).
- 3-10-MIN 10 **(12:50) (Shotgun) A.Rodgers scrambles up the middle for 10 yards, TOUCHDOWN.** R14
- PENALTY on GB-J.Tretter, Unsportsmanlike Conduct, 15 yards, enforced between downs.*
- (Kick formation) M.Crosby extra point is GOOD, Center-B.Goode, Holder-J.Schum.

GB 14 MIN 17, 10 plays, 75 yards, 1 penalty, 4:30 drive, 2:19 elapsed

M.Crosby kicks 73 yards from GB 20 to MIN 7. C.Patterson to MIN 44 for 37 yards (D.Randall).

Minnesota Vikings at 12:41, (1st play from scrimmage 12:35)

- 1-10-MIN 44 (12:35) (Shotgun) C.Patterson right end to MIN 42 for -2 yards (D.Jones).
- PENALTY on MIN-S.Diggs, Unnecessary Roughness, 15 yards, enforced at MIN 42.*
- 2-27-MIN 27 (11:55) (Shotgun) J.McKinnon right guard to MIN 27 for no gain (J.Thomas).
- 3-27-MIN 27 (11:19) (Shotgun) S.Bradford pass short middle to S.Diggs to MIN 42 for 15 yards (J.Thomas).
- 4-12-MIN 42 (10:39) (Punt formation) J.Locke punts 43 yards to GB 15, Center-K.McDermott, fair catch by T.Davis.

Green Bay Packers at 10:32

- 1-10-GB 15 (10:32) (Shotgun) A.Rodgers pass incomplete short right to E.Lacy.
- 2-10-GB 15 (10:28) (Shotgun) E.Lacy up the middle to GB 28 for 13 yards (A.Sendejo). R15
- 1-10-GB 28 (9:56) (No Huddle) A.Rodgers pass short right to J.Nelson pushed ob at GB 34 for 6 yards (T.Newman).
- 2-4-GB 34 (9:26) (Shotgun) E.Lacy up the middle to GB 35 for 1 yard (H.Smith).
- 3-3-GB 35 (8:43) (Shotgun) A.Rodgers pass short left to D.Adams to GB 45 for 10 yards (T.Waynes). P16
- 1-10-GB 45 (8:04) E.Lacy left tackle to GB 45 for no gain (A.Barr).
- 2-10-GB 45 (7:24) (Shotgun) A.Rodgers pass short middle to R.Rodgers to MIN 40 for 15 yards (A.Sendejo). P17
- 1-10-MIN 40 (7:00) (No Huddle, Shotgun) A.Rodgers sacked at MIN 46 for -6 yards (B.Robison). FUMBLES (B.Robison), RECOVERED by MIN-S.Stephen at MIN 44. S.Stephen to MIN 44 for no gain (J.Tretter).

Minnesota Vikings at 6:53

- 1-10-MIN 44 (6:53) M.Asiata left tackle to GB 44 for 12 yards (H.Clinton-Dix; J.Ryan). R14
- 1-10-GB 44 (6:12) M.Asiata right tackle to GB 45 for -1 yards (J.Ryan; M.Burnett). GB-M.Burnett was injured during the play.
- 2-11-GB 45 (5:39) (Shotgun) S.Bradford pass incomplete short middle to S.Diggs (K.Clark).
- 3-11-GB 45 (5:35) (Shotgun) S.Bradford sacked at MIN 46 for -9 yards (sack split by J.Peppers and N.Perry).
- 4-20-MIN 46 (4:53) (Punt formation) *PENALTY on MIN-M.Alexander, False Start, 5 yards, enforced at MIN 46 - No Play.*
- 4-25-MIN 41 (4:53) (Punt formation) J.Locke punts 50 yards to GB 9, Center-K.McDermott, downed by MIN-J.Kearse.

Green Bay Packers at 4:38

- 1-10-GB 9 (4:38) (Shotgun) A.Rodgers pass incomplete short right to J.Cook.
- 2-10-GB 9 (4:32) (Shotgun) A.Rodgers pass short left to J.Cook to GB 12 for 3 yards (T.Waynes).
- 3-7-GB 12 (3:51) (Shotgun) A.Rodgers pass short middle to R.Cobb to GB 26 for 14 yards (C.Munnerlyn). P18
- 1-10-GB 26 (3:25) (Shotgun) A.Rodgers scrambles to GB 36 for 10 yards (A.Sendejo). R19
- 1-10-GB 36 (3:19) (Shotgun) A.Rodgers pass incomplete short middle to R.Cobb (C.Munnerlyn).
- 2-10-GB 36 (3:14) (Shotgun) A.Rodgers pass short left to D.Adams to GB 49 for 13 yards (T.Waynes). P20
- 1-10-GB 49 (2:33) (Shotgun) A.Rodgers sacked at GB 45 for -4 yards (L.Joseph).

Two-Minute Warning

- 2-14-GB 45 (2:00) (Shotgun) A.Rodgers pass incomplete short right to J.Nelson (T.Newman).
- 3-14-GB 45 (1:56) (Shotgun) A.Rodgers pass short left intended for D.Adams INTERCEPTED by T.Waynes at MIN 41. T.Waynes pushed ob at MIN 45 for 4 yards (D.Adams).

Minnesota Vikings at 1:50

- 1-10-MIN 45 (1:50) M.Asiata right tackle to MIN 48 for 3 yards (M.Hyde).
- Timeout #1 by GB at 01:44.
- 2-7-MIN 48 (1:44) M.Asiata left guard to MIN 49 for 1 yard (B.Martinez).
- Timeout #2 by GB at 01:40.
- 3-6-MIN 49 (1:40) S.Bradford pass incomplete short middle to S.Diggs.
- PENALTY on GB-D.Randall, Defensive Pass Interference, 12 yards, enforced at MIN 49 - No Play.* X15

Green Bay Packers vs Minnesota Vikings at U.S. Bank Stadium

- 1-10-GB 39 (1:36) M.Asiata left guard to GB 41 for -2 yards (B.Martinez).
- 2-12-GB 41 (1:33) M.Asiata up the middle to GB 40 for 1 yard (K.Clark).
Timeout #2 by MIN at 00:48.
- 3-11-GB 40 (:48) (Run formation) S.Bradford kneels to GB 43 for -3 yards.
- 4-14-GB 43 (:03) (Run formation) *PENALTY on MIN-S.Bradford, Delay of Game, 5 yards, enforced at GB 43 - No Play.*
- 4-19-GB 48 (:03) (Shotgun) S.Bradford pass incomplete short right to S.Diggs.

END OF QUARTER

	Score	Time Poss	First Downs				Efficiencies	
			R	P	X	T	3 Down	4 Down
Green Bay Packers	14	8:46	3	5	0	8	4/5	0/0
Minnesota Vikings	17	6:14	1	0	1	2	0/3	0/1

Miscellaneous Statistics Report

Green Bay Packers vs Minnesota Vikings
9/18/2016 at U.S. Bank Stadium

Ten Longest Plays for Green Bay Packers

Yards	Qtr	Play Start	Play Description
39	4	3-18-MIN 43	(14:18) (No Huddle, Shotgun) A.Rodgers pass deep left to J.Nelson to MIN 4 for 39 yards (A.Sendejo).
21	2	3-3-GB 31	(6:12) (Shotgun) A.Rodgers pass short left to J.Nelson to MIN 48 for 21 yards (A.Sendejo). Penalty on MIN-E.Griffen, Defensive Offside, declined.
19	3	3-8-MIN 41	(7:15) (Shotgun) A.Rodgers scrambles left end to MIN 32 for 9 yards (E.Griffen). FUMBLES (E.Griffen), recovered by GB-J.Cook at MIN 22. J.Cook to MIN 22 for no gain (C.Munnerlyn).
16	3	2-10-GB 49	(1:00) (Shotgun) A.Rodgers pass short middle to J.Starks to MIN 35 for 16 yards (A.Sendejo).
15	4	2-10-GB 45	(7:24) (Shotgun) A.Rodgers pass short middle to R.Rodgers to MIN 40 for 15 yards (A.Sendejo).
14	3	1-10-GB 27	(10:28) A.Rodgers pass short middle to J.Cook to GB 41 for 14 yards (H.Smith).
14	4	3-7-GB 12	(3:51) (Shotgun) A.Rodgers pass short middle to R.Cobb to GB 26 for 14 yards (C.Munnerlyn).
13	4	2-10-GB 15	(10:28) (Shotgun) E.Lacy up the middle to GB 28 for 13 yards (A.Sendejo).
13	4	2-10-GB 36	(3:14) (Shotgun) A.Rodgers pass short left to D.Adams to GB 49 for 13 yards (T.Waynes).
12	3	1-10-GB 45	(9:18) E.Lacy left end to MIN 43 for 12 yards (C.Greenway; H.Smith).

Ten Longest Plays for Minnesota Vikings

Yards	Qtr	Play Start	Play Description
46	3	2-6-MIN 17	(4:22) S.Bradford pass short right to S.Diggs to GB 37 for 46 yards (J.Ryan).
44	2	1-10-MIN 24	(2:36) S.Bradford pass deep right to S.Diggs to GB 32 for 44 yards (D.Randall).
25	3	1-10-MIN 23	(13:02) S.Bradford pass short middle to S.Diggs to MIN 33 for 10 yards (Q.Rollins).
25	3	1-10-GB 25	(2:16) (Shotgun) S.Bradford pass deep middle to S.Diggs for 25 yards, TOUCHDOWN [M.Daniels].
19	2	2-14-MIN 42	(14:21) (Shotgun) S.Bradford pass deep left to K.Rudolph pushed ob at GB 39 for 19 yards (L.Gunter).
15	1	3-8-MIN 27	(13:37) (Shotgun) S.Bradford pass short right to A.Thielen pushed ob at MIN 42 for 15 yards (D.Randall).
15	1	2-11-MIN 22	(4:59) (Shotgun) S.Bradford pass short right to S.Diggs pushed ob at MIN 37 for 15 yards (B.Martinez).
15	4	3-27-MIN 27	(11:19) (Shotgun) S.Bradford pass short middle to S.Diggs to MIN 42 for 15 yards (J.Thomas).
14	1	3-20-MIN 37	(9:37) (Shotgun) S.Bradford pass short left to S.Diggs to GB 49 for 14 yards (J.Thomas) [J.Peppers].
12	2	1-10-GB 39	(14:01) (Shotgun) S.Bradford pass short right to A.Thielen pushed ob at GB 27 for 12 yards (D.Randall).

Touchdown Scoring Information

		Offense	Defense	Special Teams
VISITOR	Green Bay Packers	2	0	0
HOME	Minnesota Vikings	2	0	0

Player Scoring Information

Club	Player	TD	Rush TD	Rec TD	KO TD	Punt TD	Int TD	Fum TD	Misc TD	FG	XP	2Pt Rush	2Pt Rec	Sfty	Points
GB	A.Rodgers	0	1	0	0	0	0	0	0	0	0	0	0	0	6
GB	J.Nelson	0	0	1	0	0	0	0	0	0	0	0	0	0	6
GB	M.Crosby	0	0	0	0	0	0	0	0	0	2	0	0	0	2
MIN	S.Diggs	0	0	1	0	0	0	0	0	0	0	0	0	0	6
MIN	K.Rudolph	0	0	1	0	0	0	0	0	0	0	0	0	0	6
MIN	B.Walsh	0	0	0	0	0	0	0	0	1	2	0	0	0	5

Possession Detail

	First Half		Second Half		Game	
	Visitor	Home	Visitor	Home	Visitor	Home
Largest Lead	7	3	0	10	7	10
Drives Leading	1	0	0	5	1	5
Time of Possession Leading	2:31	0:00	0:00	11:28	2:31	11:28
Largest Deficit	-3	-7	-10	0	-10	-7
Drives Trailing	1	2	5	0	6	2
Time of Possession Trailing	0:27	7:54	18:32	0:00	18:59	7:54
Times Score Tied Up		1		0		1
Lead Changes		2		0		2

Playtime Percentage

Percent of playtime per player on offense, defense and special teams

Green Bay Packers

Minnesota Vikings

		Offense	Defense	Special Teams				Offense	Defense	Special Teams	
D Bakhtiari	T	71	100%	2	8%	A Smith	T	58	100%	3	12%
L Taylor	G	71	100%	2	8%	A Boone	G	58	100%	3	12%
B Bulaga	T	71	100%	2	8%	J Berger	C	58	100%	3	12%
J Tretter	C	71	100%			B Fusco	G	58	100%	3	12%
A Rodgers	QB	71	100%			M Kalil	T	58	100%		
T Lang	G	70	99%	2	8%	S Bradford	QB	58	100%		
R Cobb	WR	70	99%			K Rudolph	TE	56	97%	3	12%
J Nelson	WR	68	96%			S Diggs	WR	51	88%		
D Adams	WR	54	76%			C Johnson	WR	40	69%		
J Cook	TE	46	65%			A Thielen	WR	38	66%	11	46%
R Rodgers	TE	36	51%	6	25%	A Peterson	RB	34	59%		
E Lacy	RB	35	49%			D Morgan	TE	17	29%	3	12%
J Starks	RB	30	42%	4	17%	Z Line	FB	14	24%	6	25%
J Abbrederis	WR	6	8%	13	54%	M Asiata	RB	12	21%	12	50%
T Davis	WR	5	7%	5	21%	J McKinnon	RB	12	21%		
J Perillo	TE	3	4%	4	17%	R Ellison	TE	11	19%	9	38%
A Ripkowski	FB	2	3%	19	79%	C Patterson	WR	3	5%	3	12%
D Barclay	T	1	1%	2	8%	L Treadwell	WR	2	3%		
D Randall	CB		58 100%	12	50%	A Sendejo	SS		71 100%	11	46%
H Clinton-Dix	FS		58 100%	3	12%	A Barr	LB		71 100%	3	12%
N Perry	LB		49 84%	3	12%	E Kendricks	LB		71 100%	3	12%
J Ryan	LB		45 78%	9	38%	H Smith	FS		71 100%	2	8%
M Burnett	SS		45 78%	3	12%	T Newman	CB		69 97%	1	4%
M Daniels	DT		42 72%	3	12%	T Waynes	CB		67 94%	7	29%
Q Rollins	CB		41 71%	10	42%	E Griffen	DE		63 89%	3	12%
B Martinez	LB		41 71%	5	21%	C Munnerlyn	CB		59 83%	2	8%
K Clark	DT		38 66%	4	17%	B Robison	DE		57 80%	3	12%
C Matthews	LB		38 66%	3	12%	L Joseph	NT		47 66%	2	8%
L Gunter	CB		35 60%	14	58%	S Stephen	NT		43 61%	5	21%
M Hyde	SS		34 59%	15	62%	T Johnson	DT		41 58%	2	8%
D Jones	LB		34 59%	4	17%	D Hunter	DE		29 41%	4	17%
J Peppers	LB		27 47%	3	12%	C Greenway	LB		14 20%	3	12%
J Thomas	LB		17 29%	18	75%	M Alexander	CB		6 8%	12	50%
K Brice	FS		9 16%	20	83%	J Trattou	DE		2 3%	17	71%
L Guion	NT		8 14%	1	4%	M Sherels	CB			20	83%
K Fackrell	LB		7 12%	19	79%	A Harris	FS			17	71%
C Ringo	NT		6 10%	1	4%	A Cole	LB			17	71%
D Lowry	DE		6 10%			E Lamur	LB			17	71%
J Janis	WR			15	62%	J Kearse	SS			15	62%
T Montgomery	WR			14	58%	J Locke	P			9	38%
B Goode	LS			7	29%	K McDermott	LS			9	38%
J Schum	P			7	29%	B Walsh	K			7	29%
M Crosby	K			5	21%	T Clemmings	T			3	12%
M Evans	SS			3	12%						
J Spriggs	T			2	8%						