



PACKERS WEEKLY MEDIA INFORMATION PACKET

CHICAGO BEARS **vs** *GREEN BAY PACKERS*

THURSDAY, OCTOBER 20, 2016 @ 7:25 PM CDT • LAMBEAU FIELD





THE DOPE SHEET

OFFICIAL PROGRAM AND PUBLICATION, ACME-PACKERS FOOTBALL TEAM.

Packers Public Relations • Lambeau Field Atrium • 1265 Lombardi Avenue • Green Bay, WI 54304 • 920/569-7500 • 920/569-7201 fax
Jason Wahlers, Aaron Popkey, Sarah Quick, Tom Fanning, Nathan LoCascio, Katie Hermesen

VOL. XVIII; NO. 14

WEEK 7

GREEN BAY (3-2) VS. CHICAGO BEARS (1-5)

Thursday, Oct. 20 • Lambeau Field • 7:25 p.m. CDT

PACKERS TAKE ON THE BEARS AT LAMBEAU

The Green Bay Packers will host the Chicago Bears at home in the final contest of a four-game homestand. It is the first time the Packers have played four consecutive home games during a single regular season since 1963 (Games 1-4).



- ▶ Green Bay is facing Chicago on a Thursday night for the second consecutive season.
- ▶ It is the 11th consecutive year that the Packers and Bears will play in prime time.
- ▶ Dating back to 1970, the Packers' 20 prime-time games against the Bears are the most they have played against any team.
- ▶ Under Head Coach **Mike McCarthy**, the Packers are 14-7 against the Bears during the regular and postseason, including wins in 10 of the last 12 games.
- ▶ In all but one of the 14 wins under McCarthy, Green Bay has scored at least 20 points.
- ▶ The Packers have scored 30-plus points in four of the last five contests (31, 55, 38, 33, 13) against Chicago.
- ▶ The Packers have won six of the last eight meetings against the Bears at Lambeau Field.
- ▶ Thursday will mark game No. 193 in the NFL's oldest rivalry. The Bears hold a 94-92-6 edge in the series, which includes two playoff games (1-1).
- ▶ In the 14 seasons of the NFC North (2002-15), the Packers (eight) and Bears (three) have accounted for 11 division titles.
- ▶ On Thursday, the Packers will debut their color-rush uniform featuring a white jersey, white pants and white socks.
- ▶ Dating back to 2006, the Packers (29-10, .744) hold the second-best winning percentages in the month of October behind the New England Patriots (37-7, .841).
- ▶ Green Bay has won 11 of their past 12 home games during the month of October.
- ▶ Next week, the Packers go on the road to the play the Atlanta Falcons.

RODGERS AND THE BEARS

- ▶ With **Aaron Rodgers** as the starting quarterback, Green Bay is 13-4 during the regular and postseason against the Bears, with one loss coming in 2013 after Rodgers left the game with an injury after the first series.
- ▶ In the 17 games against Chicago, Rodgers has an overall passer rating of 104.3 and has thrown for a passer rating of more than 100.0 in six of the last 10 matchups.
- ▶ Of the players that have attempted 175 or more passes against the Bears during the regular and postseason, Rodgers' 104.3 passer rating is No. 1.
- ▶ In the last four games against the Bears, Rodgers has completed 80 of 121 passes for 1,008 yards, 14 touchdowns, one interception and a passer rating of 127.0. He has registered passer ratings of 140.0-plus in three of the four contests (140.5, 145.8, 151.2).

WITH THE CALL

Thursday night's game will be televised to a national audience on CBS and NFL Network, as well as streamed on Twitter, with play-by-play man **Jim Nantz** and analyst **Phil Simms** handling the call from the broadcast booth and **Tracy Wolfson** and **Jay Feely** reporting from the sidelines.



- ▶ In Wisconsin, CBS affiliates around the state, including WFRV (Ch. 5) in Green Bay and WDJT (Ch. 58) in Milwaukee, will carry the Thursday night contest.
- ▶ Milwaukee's WTMJ (620 AM), airing Green Bay games since November 1929, heads up the Packers Radio Network that is made up of 50 stations in five states. **Wayne Larrivee** (play-by-play) and two-time Packers Pro Bowler **Larry McCarren** (analyst) call the action. McCarren first joined the team's broadcasts in 1995 and enters his 22nd season calling Packers games. After originally being paired together in 1999, McCarren and Larrivee enter their 18th season of broadcasts together.
- ▶ Westwood One Sports will air the game across the country. **Ian Eagle** (play-by-play) and **Tony Boselli** (analyst) will call the action and **Scott Graham** will host pregame and halftime shows.
- ▶ The broadcast is also available on Sirius Satellite Radio (WTMJ feed).

REGULAR SEASON

Date	Opponent	Time (CT)	TV
Sun., Sept. 11	at Jacksonville Jaguars	7:25 p.m.	FOX
Sun., Sept. 18	at Minnesota Vikings	7:25 p.m.	CBS
Sun., Sept. 25	DETROIT LIONS	7:25 p.m.	FOX
Sun., Oct. 2	BYE		
Sun., Oct. 9	NEW YORK GIANTS (Gold Pkg.)	7:25 p.m.	FOX
Sun., Oct. 16	DALLAS COWBOYS	7:25 p.m.	CBS
Thu., Oct. 20	CHICAGO BEARS	7:25 p.m.	CBS/NFLN/Twitter
Sun., Oct. 30	at Atlanta Falcons	3:25 p.m.	FOX
Sun., Nov. 6	INDIANAPOLIS COLTS (Gold Pkg.)	*3:25 p.m.	CBS
Sun., Nov. 13	at Tennessee Titans	*12 p.m.	FOX
Sun., Nov. 20	at Washington Redskins	*7:30 p.m.	NBC
Mon., Nov. 28	at Philadelphia Eagles	7:30 p.m.	ESPN
Sun., Dec. 4	HOUSTON TEXANS	*12 p.m.	CBS
Sun., Dec. 11	SEATTLE SEAHAWKS	*3:25 p.m.	FOX
Sun., Dec. 18	at Chicago Bears	*12 p.m.	FOX
Sat., Dec. 24	MINNESOTA VIKINGS	12 p.m.	FOX
Sun., Jan. 1	at Detroit Lions	*12 p.m.	FOX

*—Start time and broadcast may shift due to NFL flexible scheduling

NFL POSTSEASON DATES

Jan. 7-8	AFC and NFC Wild Card Playoffs
Jan. 14-15	AFC and NFC Divisional Playoffs
Jan. 22	AFC and NFC Championship Games
Jan. 29	Pro Bowl, Aloha Stadium, Honolulu, Hawaii
Feb. 5	Super Bowl LI, NRG Stadium, Houston, Texas





PACKERS VS. BEARS - WEEK 7

DIVISIONAL DRIVE

The Packers have a 44-17-1 (.718) overall regular-season record against NFC North opponents under Head Coach **Mike McCarthy**, a divisional mark that ranks **No. 2 in the NFL** since 2006:

Team	Div. W-L Record	Pct.
1. New England	47-15-0	.758
2. Green Bay	44-17-1	.718
3. Indianapolis	44-18-0	.710
4. Pittsburgh	40-21-0	.656
5t. Baltimore	37-24-0	.607
5t. Denver	37-24-0	.607

► In the Packers' 62 divisional games under McCarthy, they have registered a plus-35 turnover differential (**No. 2 in the NFL**).

► Green Bay ranks **No. 2 in the NFL** since 2006 in point differential against division opponents:

Team	Point Differential (Since 2006)
1. New England	plus-589
2. Green Bay	plus-429
3. Seattle	plus-423
4. Pittsburgh	plus-327
5. San Diego	plus-290

► Green Bay has held NFC North foes to 20 points or less in 37 of those contests, including in five of the last eight, and to 10 points or less in 13 of the games, ranking in the top five in the NFL in both categories:

Team	20 Points or Less Allowed
1. Pittsburgh	45
2. Seattle	42
3. San Francisco	40
4. Baltimore	39
5. Green Bay	37

Team	10 Points or Less Allowed
1. Seattle	22
2. Pittsburgh	19
3. New England	16
4. Baltimore	15
5t. Green Bay	13
5t. Cincinnati	13
5t. Denver	13
5t. Kansas City	13

► Dating back to 2014, Green Bay ranks **No. 2 in the NFC** and **No. 5 in the NFL** in points per game allowed versus division opponents:

Team	Points Per Game Allowed (Since 2014)
1. Seattle	14.1
2. Denver	16.7
3. Houston	16.8
4. Kansas City	17.8
5. Green Bay	18.5

► Green Bay has scored 30-plus points in 23 divisional games since 2006, including one this season. The Packers' 23 games with 30-plus points against division opponents since 2006 **rank No. 3 in the NFL**:

Team	30-Point Games vs. Division
1. New England	27
2. New Orleans	24
3. Green Bay	23
4. Philadelphia	21
5t. Carolina	20
5t. Indianapolis	20
5t. N.Y. Giants	20

► The Packers have won 23 of 31 NFC North games with one tie at home under McCarthy, which ranks **No. 3 in the NFL** since 2006:

Team	Home Div. Record	Pct.
1. New England	27-5-0	.844
2. Indianapolis	25-5-0	.833
3. Green Bay	23-7-1	.758
4. Seattle	23-8-0	.742
5. Pittsburgh	22-9-0	.710
6. Baltimore	21-9-0	.700

► Green Bay's 37-34 loss at Minnesota in Week 17 of the 2012 season snapped the Packers' 12-game winning streak in regular-season NFC North games, which was the longest divisional winning streak in team history since the league went to a divisional format in 1967:

Seasons	Divisional Winning Streak
1. 2010-2012	12
2t. 1996-97, 2001-02	8
4. 1997-98	7

► Green Bay posted a winning record in divisional games in the first nine seasons under McCarthy (2006-14). The only other team in the league to accomplish that feat during that time span was the New England Patriots.

► The streak of nine straight seasons with a winning record in divisional games is also a franchise record, topping the previous mark of five straight from 2000-04.

► Among active players, Packers QB **Aaron Rodgers** leads the NFL in passer rating and passing touchdowns against division opponents since the start of the 2008 season (min. 429 pass att.):

Player	Passer Rating vs. Division (Since 2008)
1. Aaron Rodgers, GB	108.6
2. Tom Brady, NE	94.9
3. Drew Brees, NO	94.4

Player	Passing TDs vs. Division (Since 2008)
1. Aaron Rodgers, GB	100
2. Drew Brees, NO	98
3. Eli Manning, NYG	87



PACKERS VS. BEARS - WEEK 7

HOME SWEET HOME

Green Bay has a long tradition of playing well at Lambeau Field. The Packers are in the midst of playing four straight and five of six games at home.

- ▶ The Packers are 2-1 at home this season, including improving to 9-2 (.818) in home openers under Head Coach **Mike McCarthy**.
- ▶ Green Bay has outscored its opponents, 182-22, in the first quarter in the last 18 regular-season games at Lambeau Field, including a 24-10 margin this season.
- ▶ Since the start of 2014, Green Bay is **tied for No. 3 in the NFL** in winning percentage at home:

Team	Record At Home (Since 2014)	Pct.
1. New England	17-3	.850
2. Denver	16-3	.842
3t. Green Bay	15-4	.789
3t. Pittsburgh	15-4	.789
3t. Seattle	15-4	.789

- ▶ Under Head Coach **Mike McCarthy**, Green Bay is 61-21-1 at home during the regular season. The Packers' .741 winning percentage ranks **No. 2 in the NFL** over that span:

Team	Record At Home (Since 2006)	Pct.
1. New England	72-12	.857
2. Green Bay	61-21-1	.741
3. Pittsburgh	61-22	.735
4t. Baltimore	60-23	.723
4t. Indianapolis	60-23	.723

- ▶ The Packers finished with a .500 or better record at home in nine of the first 10 seasons under McCarthy:

Season	Home Record
2015	5-3
2014	8-0
2013	4-3-1
2012	7-1
2011	8-0
2010	7-1
2009	6-2
2008	4-4
2007	7-1
2006	3-5

- ▶ The Packers rank **No. 3 in the NFL** in point differential at home since the start of the 2014 season:

Team	Point Differential At Home (Since 2014)
1. New England	plus-277
2. Pittsburgh	plus-208
3. Green Bay	plus-204
4. Seattle	plus-163
5. Kansas City	plus-162

- ▶ In 2014, Green Bay's plus-155 point differential at home was the highest in franchise history (dating back to 1940), eclipsing the plus-151 in 1996.
- ▶ Under McCarthy, Green Bay has scored 30-plus points at home during the regular season 37 times, winning 35 of those contests. The Packers' 37 home games with at least 30 points are **No. 3 in the league** since 2006:

Team	30-Plus Point Home Games (Since 2006)
1. New England	43
2. New Orleans	42
3. Green Bay	37
4t. Dallas	34
4t. San Diego	34

- ▶ QB **Aaron Rodgers** has a 108.9 passer rating at Lambeau Field, the highest home passer rating in NFL history (minimum 1,000 pass attempts).
- ▶ Rodgers is among the league leaders in a few passing categories at home since he became the starter in 2008 (min. 536 att.):

Player	Passer Rating At Home (Since 2008)
1. Drew Brees, NO	109.9
2. Aaron Rodgers, GB	109.3
3. Tom Brady, NE	103.0
4. Russell Wilson, SEA	102.8

Player	Passing TDs At Home (Since 2008)
1. Drew Brees, NO	192
2. Aaron Rodgers, GB	146
3. Philip Rivers, SD	126
4. Tom Brady, NE	124

Player	25-Plus-Yard Comp. At Home (Since 2008)
1. Drew Brees, NO	172
2. Eli Manning, NYG	157
3. Aaron Rodgers, GB	153
4. Ben Roethlisberger, PIT	141

Player	TD Percentage At Home (Since 2008)
1. Drew Brees, NO	7.2
2. Aaron Rodgers, GB	7.1
3. Russell Wilson, SEA	6.1
4. Tony Romo, DAL	5.9

- ▶ Rodgers owns the top three single-season passer ratings at home in NFL history:

Player	Passer Rating At Home
1. Aaron Rodgers, GB, 2014	133.2
2. Aaron Rodgers, GB, 2011	128.5
3. Aaron Rodgers, GB, 2013	126.4
4. Drew Brees, NO, 2013	126.3
5. Russell Wilson, SEA, 2012	123.6



PACKERS VS. BEARS - WEEK 7

ODDS AND ENDS

Below are some random notes from this season:

►The Packers rank **No. 1 in the NFL** in third-down conversions:

<u>Team</u>	<u>Third Down Percentage</u>
1. Green Bay	49.28
2. Dallas	46.58
3t. New Orleans	46.48
3t. Detroit	46.48
5. Pittsburgh	45.95

►Green Bay ranks **No. 1 in the NFL** in penalties called against and penalties accepted:

<u>Team</u>	<u>Penalties Called Against</u>
1. Green Bay	31
2t. N.Y. Jets	33
2t. San Francisco	33
4. Kansas City	36
5t. Four teams	38

<u>Team</u>	<u>Penalties Accepted</u>
1. Green Bay	26
2. San Francisco	27
3. N.Y. Jets	28
4. Kansas City	29
5t. Arizona	30
5t. San Diego	30

►The Packers are **tied for No. 5 in the NFL** in sacks allowed:

<u>Team</u>	<u>Sacks Allowed</u>
1. Oakland	7
2t. Minnesota	8
2t. New Orleans	8
2t. Washington	8
5t. Green Bay	9
5t. Dallas	9
5t. N.Y. Jets	9
5t. Tennessee	9

►In Week 6, Green Bay posted season highs in total first downs (24), passing first downs (17) and third-down percentage (53.8, 7 of 13).

►Week 6 also saw WR **Ty Montgomery** set career highs for receptions (10) and receiving yards (98). It was the most receptions by a Packers' player since WR **Davante Adams** recorded 10 for 79 yards versus Detroit on Nov. 15, 2015.

►WR **Trevor Davis** registered a 25-yard punt return against Dallas, the longest punt return by Green Bay since DB **Micah Hyde** returned a punt 55 yards for a touchdown vs. Detroit on Dec. 28, 2014.

►In Week 6, S **Morgan Burnett** recorded his first interception since Dec. 8, 2014, vs. Atlanta while also leading the team in tackles (10) and solo tackles (seven).

DEFENSIVE STRENGTH

The Packers defense has been a strength early in the season.

►According to the Elias Sports Bureau, Green Bay allowed the second-fewest rushing yards (171) by a team through the first four games since the NFL began compiling individual stats in 1933 (San Francisco, 157 yards on 74 attempts in 1995).

►Despite a tough performance against Dallas in Week 6, the Packers still rank high against the run:

<u>Team</u>	<u>Rushing Yards Allowed Per Game</u>
1. N.Y. Jets	68.4
2. Baltimore	69.7
3. Green Bay	72.4
4. Seattle	74.6
5. Minnesota	77.8

<u>Team</u>	<u>Rushing Yards Per Carry Allowed</u>
1. N.Y. Jets	2.97
2. Green Bay	3.04
3. Seattle	3.27
4. Carolina	3.31
5. Baltimore	3.37

►The Green Bay defense has only allowed eight runs of 10-plus yards this season, **No. 3 in the NFL**:

<u>Team</u>	<u>Runs Of 10-Plus Yards Allowed</u>
1. Seattle	6
2. Baltimore	7
3. Green Bay	8
4t. Jacksonville	9
5t. Three teams	11

►According to STATS, the Packers **lead the NFL** in negative plays by opponents:

<u>Team</u>	<u>Opponent Negative Plays</u>
1. Green Bay	44
2t. Carolina	43
2t. N.Y. Jets	43
4t. Arizona	42
4t. Miami	42

►The Packers rank **No. 6 in the league** in sacks per pass attempt:

<u>Team</u>	<u>Sacks/Pass Attempt</u>
1. Denver	10.71%
2. Arizona	10.53%
3. Buffalo	9.80%
4. Seattle	9.58%
5. Minnesota	9.50%
6. Green Bay	9.25%

►Dating back to last season, Green Bay has recorded a takeaway in 10 straight games. That ranks **No. 3 in the NFL** as far as current streaks behind San Diego (12) and Buffalo (11).



PACKERS VS. BEARS - WEEK 7

IN THE CONFERENCE

The Packers have established themselves as one of the best teams in the NFC. Green Bay is 2-2 against the NFC this season.

- ▶ Under Head Coach **Mike McCarthy**, Green Bay tallied a winning record against NFC opponents in nine of his first 10 seasons (2006-15):

Season	Record Against NFC Teams
2015	7-5
2014	9-3
2013	6-5-1
2012	8-4
2011	12-0
2010	8-4
2009	9-3
2008	5-7
2007	9-3
2006	7-5

- ▶ Dating back to 2006, Green Bay ranks **No. 1 in the NFC** in inter-conference games:

Team	NFC vs. NFC Winning Pct.
1. Green Bay	.665 (82-41-1)
2. New Orleans	.593 (73-50)
3. Seattle	.577 (71-52)
4. Dallas	.552 (69-56)
5. Minnesota	.533 (65-57-1)

- ▶ Green Bay also ranks **No. 1 in the NFC** in inter-conference home games since 2006 (according to pro-football-reference.com):

Team	NFC vs. NFC Winning Pct. At Home
1. Green Bay	.754 (47-15-1)
2. Seattle	.661 (41-21)
3t. Minnesota	.645 (40-22)
3t. New Orleans	.645 (40-22)
5t. Arizona	.613 (38-24)
5t. Atlanta	.603 (38-25)

- ▶ With QB **Aaron Rodgers** as the starter (2008-present), the Packers are 63-30 against NFC teams.
- ▶ Dating back to 2008, Rodgers ranks No. 1 among active quarterbacks in passer rating vs. NFC teams (min. 800 pass att.):

Team	Passer Rating Against NFC Teams (Since 2008)
1. Aaron Rodgers, GB	105.6
2. Drew Brees, NO	99.4
3. Russell Wilson, SEA	98.4
4. Philip Rivers, SD	97.1
5. Tom Brady, NE	96.4
6. Tony Romo, DAL	95.8

- ▶ Green Bay ranks No. 1 in the NFC and No. 3 in the NFL in points per game against NFC opponents since 2008:

Team	Points Per Game Vs. NFC
1. New England	29.3
2. New Orleans	27.7
3. Green Bay	27.1
4. Denver	26.4
5. Cincinnati	25.8
6. Baltimore	25.7

BREAKING DOWN THE ROSTER

The Packers have a 53-man roster that is composed of 23 offensive players, 27 defensive players and three specialists.

- ▶ Of the 53 players on the roster, 48 began their pro careers with the Packers (90.6 percent) and 36 of them (67.9 percent) were draft picks of the Packers. Dating back to 2009, Green Bay has selected nine players in the first round, seven of which are still on the team.
- ▶ Green Bay has 14 players on the roster that began their careers as undrafted free agents, with 12 of those originally signed by Green Bay.
- ▶ Three 2016 undrafted rookie free agents are currently on the roster (S Kentrell Brice, S Marwin Evans, CB Josh Hawkins).
- ▶ 39.6 percent of the players (21 of 53) on Green Bay's roster entered the league as a sixth-round or seventh-round pick or as an undrafted player.
- ▶ The Packers have five players on the roster that played in the NFL prior to the 2009 season. Three of those players were draft picks of the Packers (QB Aaron Rodgers, K Mason Crosby and WR Jordy Nelson) and two (Rodgers, Nelson) have made at least one Pro Bowl.
- ▶ Only 20 of the 53 players on the roster (37.7 percent) were selected in the first three rounds of the draft, with 18 being drafted by the Packers.
- ▶ Of the 53 players on the roster, 43 of them (81.1 percent) are 28 years old or younger (as of Oct. 20) and 22 players (41.5 percent) are 24 years old or younger.

GREEN BAY'S ROSTER ...

BY AGE (as of Oct. 20)

20-24	22 players
25-28	21 players
29-32	9 players
33-plus	1 players

BY EXPERIENCE

R-1	11 players
2-3	19 players
4-5	9 players
6-9	11 players
10-plus	3 players

BY DRAFT ROUND

1st	9 players
2nd/3rd	11 players
4th/5th	12 players
6th/7th	7 players
Undrafted	14 players



THE DOPE ON THIS WEEK'S OPPONENT:

Packers vs. Bears:

All-time, Regular season:
91-93-6

All-time, Postseason:
1-1

All-time, in Green Bay:
44-42-4

Streaks: The Packers have won 12 of 15 matchups since 2008.

Last meeting, regular season:

Nov. 26, 2015; Bears won, 17-13, Lambeau Field



COACHES CAPSULES

Mike McCarthy: 115-64-1, .642 (incl. 8-7 postseason); 11th NFL season

John Fox: 134-111-0, .547 (incl. 8-7 postseason); 15th NFL season

Head to Head: McCarthy 3-2

vs. Opponent: McCarthy 14-7 vs. Bears; Fox 3-5 vs. Packers

MIKE MCCARTHY...Is in his 11th year as the Packers' 14th head coach.

- ▶ Joined Vince Lombardi and Mike Holmgren as the only coaches to guide the Packers to a Super Bowl title with a win over Pittsburgh in Super Bowl XLV.
- ▶ Led the Packers to their seventh consecutive playoff appearance last season, joining New England as the only two NFL teams to do so over that span. Has also led the team to eight playoff appearances in the last nine years (2007, 2009-15).
- ▶ Guided the Packers to top-10 finishes in scoring in eight straight seasons (2007-14), joining the Patriots as the only other team to accomplish the feat over that time; Packers finished first overall in scoring in 2014.
- ▶ His .652 winning percentage during the regular season (107-57-1) ranks No. 3 among active NFL head coaches (min. 50 games).
- ▶ Had 104 regular-season wins in his first 10 seasons as a head coach, ranking No. 3 in NFL history.

JOHN FOX...Is in his second year as the Bears' 15th head coach.

- ▶ Inherited the 30th-ranked defense and improved the Bears to the No. 14 ranking in the NFL after one season.
- ▶ Led the Broncos to four division titles, joining Chuck Knox (L.A. Rams) as the only coaches in NFL history to lead their respective team to four division titles in their first four years with the franchise.
- ▶ Between Carolina and Denver, made seven trips to the postseason, captured six division titles and made three conference championship appearances and two Super Bowl appearances.
- ▶ One of six coaches in NFL history to lead two different teams to Super Bowl appearances (Carolina in 2003 and Denver in 2013).
- ▶ Ranks fourth among active NFL head coaches with 134 career wins.

THE PACKERS-BEARS SERIES

- ▶ No two teams have met on the gridiron more than the Packers and Bears, as Thursday marks the 193rd matchup.
- ▶ Starting in 1923, the clubs met for 59 straight years until both games in 1982 were canceled as part of a strike-shortened season.
- ▶ During the 2010 season, the teams squared off in the playoffs for just the second time in the history of the series. With a berth in Super Bowl XLV on the line, the Packers emerged victorious, 21-14, in the NFC Championship Game at Soldier Field.
- ▶ The last time Green Bay led the overall series? On the heels of its three straight NFL championships, 1932, when the Packers led 11-10-5.
- ▶ Green Bay is 13-4 against Chicago under QB Aaron Rodgers.

NOTABLE CONNECTIONS

Packers LB Julius Peppers played for the Bears from 2010-13...Green Bay offensive coordinator Edgar Bennett played running back in Chicago from 1998-99...Packers president & chief executive officer Mark Murphy was the athletic director at Northwestern from 2003-07...Green Bay special teams coordinator Ron Zook was the head coach at Illinois from 2005-11...Packers T Bryan Bulaga played at Marian Central Catholic High in Woodstock, Ill. ...Chicago secondary coach Ed Donatell was the defensive coordinator for the Packers from 2000-03...Packers DE Dean Lowry is from Rockford, Ill., and attended Northwestern...Bears tight ends coach Frank Smith is from Milwaukee, Wis. ...Chicago running backs coach Stan Drayton was Green Bay's offensive quality control/special teams coach from 2001-03...Green Bay defensive front assistant Jerry Montgomery played for the Chicago Rush...Packers director of player engagement Rob Davis served as Chicago's long snapper for all 16 games in 1996...Peppers played for Bears head coach John Fox in Carolina for his first eight seasons (2002-09)...Packers defensive line coach Mike Trgovac coached with Fox (2002-08) and Bears offensive line coach Dave Magazu (2003-08) in Carolina...Packers head coach Mike McCarthy and Bears special teams coordinator Jeff Rodgers coached in San Francisco in 2005...Chicago quarterbacks coach Dave Ragone played quarterback for the Houston Texans from 2003-05 when Packers defensive coordinator Dom Capers was the head coach...Capers coached with Chicago defensive coordinator Vic Fangio with the Baltimore Stars (USFL) in 1984, New Orleans (1986-91) and Houston (2002-05)...Bears linebackers coach Glenn Pires was colleagues with Capers in Miami (2006-07)...Fox was the defensive coordinator of the Los Angeles Raiders in 1994 when Packers associate head coach/linebackers Winston Moss played linebacker...Green Bay tight ends coach Brian Angelichio spent 2014 in Cleveland with Chicago offensive coordinator Dowell Loggains and assistant special teams coach Richard Hightower...Loggains coached Packers TE Jared Cook in Tennessee for four seasons (2009-12)...Cook and Bears OL Eric Kush were Rams teammates in 2015...Donatell was the defensive backs coach in Denver while Packers strength and conditioning assistant Chris Gizzi was on the team as an undrafted free agent in 1998...During the time that Bears general manager Ryan Pace was with the Saints from 2001-14, Packers vice president of football administration/player finance Russ Ball, McCarthy, Moss and Zook were all on staff...Angelichio and Bears offensive assistant Ben McDaniels coached in Tampa Bay from 2012-13...Fangio (2011-14), Donatell (2011-14) and Hightower (2015) coached in San Francisco with Packers defensive quality control coach Ejiro Evero...Trgovac and Magazu coached at Navy (1989) and Ball State (1986) together...Fox was an assistant under Zook when Zook was Kansas' defensive coordinator in 1983...Green Bay LS Brett Goode was teammates with Loggains at Arkansas from 2003-04 when Loggains played quarterback for the Razorbacks...Bears RB Jordan Howard and Packers T Jason Spriggs were teammates at Indiana from 2013-15...Green Bay WR Randall Cobb played at Kentucky with Chicago LB Danny Trevathan from 2008-10...Packers DE/LB Datone Jones was teammates with Bears TE Logan Paulsen from 2008-09...Bears DB Deon Bush (2012-14) and P Pat O'Donnell (2013) were Miami teammates with Packers CB LaDarius Gunter.

LAST MEETING, REGULAR SEASON

Nov. 26, 2015, Lambeau Field, Bears won, 17-13

- ▶ The soggy Thanksgiving night was highlighted by a halftime ceremony recognizing QB Brett Favre's induction into the Packers Hall of Fame.
- ▶ RB Eddie Lacy led all runners with 105 yards on 17 carries (6.2 avg.) and found the end zone on one of his four catches (34 yds., 8.5 avg.) from QB Aaron Rodgers.
- ▶ Bears WR Alshon Jeffery hauled in seven receptions for 90 yards (12.9 avg.) from QB Jay Cutler.

PACKERS VS. BEARS - WEEK 7

AT THE HELM

Having led Green Bay to the playoffs in eight of his first 10 seasons as head coach, **Mike McCarthy** is joined by Vince Lombardi and Mike Holmgren as the only coaches to guide the Packers to a Super Bowl win with a victory over Pittsburgh in Super Bowl XLV.

- ▶ McCarthy guided the Packers to a franchise-record fourth consecutive division title in 2014.
- ▶ With a win at Tampa Bay in Week 16 of the 2014 season, McCarthy passed Lombardi for the No. 2 spot in team history as far as overall victories:

Coach	Overall Wins
1. Curly Lambeau, 1921-49	212
2. Mike McCarthy, 2006-16	115
3. Vince Lombardi, 1959-67	98
4. Mike Holmgren, 1992-98	84

- ▶ The 115 overall wins are the most in the NFC and tied for the second most in the NFL since 2006 (NE 141 and IND 115). McCarthy reached 100 career wins (including playoffs) in just his 155th game. He was the fastest to reach 100 wins in the NFL since George Seifert in 1996 (132 games).
- ▶ McCarthy's 104 regular season wins in his first 10 years as a head coach (2006-15) rank No. 3 in NFL history:

Coach	Wins In First 10 Regular Seasons
1. George Seifert, SF	113
2. Don Shula, BAL/MIA	105
3. Mike McCarthy, GB	104

- ▶ McCarthy recorded his third regular season with 12-plus wins in 2014 (2007, 2011), passing Curly Lambeau (1929, 1931), Lombardi (1962, 1966), Holmgren (1996-97) and Mike Sherman (2001-02) for the most by a coach in franchise history.
- ▶ McCarthy has guided the Packers to five seasons with 11-plus wins (2007, 2009, 2011-12, 2014), passing Lombardi (1961-63, 1966) and Holmgren (1995-98) for the **most by a coach in franchise history**.
- ▶ McCarthy's seven regular seasons with 10-plus wins are a franchise record (since 1921).
- ▶ McCarthy joined Pittsburgh's Bill Cowher (2005) as the only Super Bowl-winning coaches to lead their respective teams to three road wins as the No. 6 seed in the postseason en route to a world title.
- ▶ Including playoffs, McCarthy has a 115-64-1 record since taking over as head coach in 2006, a .642 winning percentage that ranks **No. 2 among current NFL head coaches** (minimum 75 games):

Coach	Winning Pct.
1. Bill Belichick, CLE/NE	.669 (251-124)
2. Mike McCarthy, GB	.642 (115-64-1)
3. Mike Tomlin, PIT	.634 (102-59)

- ▶ McCarthy coached in his 134th game in Week 13 at Detroit in 2013 (including playoffs), moving him past Bart Starr for No. 2 in team history:

Coach	Overall Games
1. Curly Lambeau, 1921-49	339
2. Mike McCarthy, 2006-16	180
3. Bart Starr, 1975-83	133

- ▶ In the Week 6 victory over the San Diego Chargers in 2015, McCarthy earned the 100th regular-season win of his career in just his 150th game, making him the seventh-fastest coach in NFL history and the fastest current NFL coach to reach the 100-win plateau:

Coach (Current)	Games Needed For 100 Regular-Season Wins
1. Mike McCarthy, GB	150
2. Andy Reid, PHI/KC	164
3. Bill Belichick, CLE/NE	177
4. John Fox, CAR/DEN	182

- ▶ Since McCarthy took over in 2006, the Packers rank **No. 2 in the NFL** in regular-season winning percentage:

Team	Winning Pct.
1. New England	.777 (129-37)
2. Green Bay	.652 (107-57-1)
3. Indianapolis	.639 (106-60)

WINNING WAYS

With a win in Week 15 at Chicago in 2012, Green Bay posted its fourth straight 10-win season, tying a franchise record that was done three other times in club annals (1929-32, 1995-98, 2001-04).

- ▶ A victory vs. Tennessee in Week 16 brought the Packers' win total to 47 from 2009-12, which ranks second in franchise history for a four-year period:

Seasons	Regular-Season Wins
1. 1995-98	48
2. 2009-12	47
3. 1994-97	46

- ▶ Green Bay's six 10-win regular seasons since 2009 are No. 2 in the NFL behind New England's seven.
- ▶ A look at the top regular-season win totals in the league since 2009:

Team	Regular-Season Wins (Since 2009)
1. New England	90
2. Green Bay	80
3t. Denver	74
3t. Pittsburgh	74

- ▶ The Packers are the only NFC team and one of two teams in the league (New England) to make the playoffs each of the past seven seasons (2009-15).

- ▶ Including playoffs, the Packers have won 87 games since 2009, which ranks **No. 2 in the league** over that span:

Team	Total Wins (Since 2009)
1. New England	98
2. Green Bay	87
3. Denver	80
4t. Baltimore	77
4t. Pittsburgh	77
4t. Seattle	77



PACKERS VS. BEARS - WEEK 7

QUICK OUT OF THE GATE

The Packers started games fast during the 2015 regular season, scoring touchdowns in the first quarter in nine games. They continued that by scoring in all five games this season, including a touchdown in four contests.

- ▶ The Packers are **tied for No. 3 in the NFL** in first-quarter touchdowns this season.

Team	First-Quarter Touchdowns (2016)
1t. New England	6
1t. Pittsburgh	6
3t. Green Bay	5
3t. Atlanta	5
3t. Buffalo	5
3t. Detroit	5

- ▶ The Packers scored 13 touchdowns in the first quarter in 2015, **tied for No. 2 in the NFL** (Washington, 13 / New Orleans, 16).
- ▶ Green Bay has outscored its opponents 24-10 in the first quarter in three home games this season and 182-26 in the first quarter in the last 18 regular-season games at Lambeau Field.
- ▶ The Packers rank **No. 2 in the NFL** in points per game in the first quarter this season:

Team	Points Per Game/First Quarter (2016)
1. New England	8.8
2. Green Bay	7.6
3. Pittsburgh	7.3
4. Atlanta	6.8
5. Detroit	6.7

- ▶ Green Bay scored points in the first quarter in 12 games during the regular season, **tied for No. 4 in the NFL** in 2015 and **tied for No. 2 among Packers teams since 2000**:

Year	Games Scoring Points in the First Quarter
1. 2014	16
2t. 2015	12
2t. 2011	12
2t. 2009	12

- ▶ The Packers **are tied for No. 6 in the NFL** in first-quarter point differential:

Team	First-Quarter Point Differential (2016)
1. New England	plus-39
2. Dallas	plus-27
3. Pittsburgh	plus-26
4. Atlanta	plus-24
5. Buffalo	plus-23
6t. Green Bay	plus-21
6t. Oakland	plus-21

- ▶ Dating back to 2014, the Packers have a plus-145 point differential in the first quarter at Lambeau Field, ranking **No. 1 in the NFL** (according to pro-football-reference.com).

- ▶ The Packers are **tied for No. 2 in the NFL** for scoring (24 points) on the first offensive possession (Buffalo and New England).
- ▶ Green Bay's 151 first-quarter points during the 2014 regular season were the **most in the NFL in a single season** dating back to 1991.
- ▶ Rodgers has thrown 47 touchdowns and six interceptions in the first half since the start of the 2014 regular season.
- ▶ Since 2014, Rodgers ranks in the top five in the NFL in a few first-half passing categories:

Player	First-Half Passer Rating
1. Aaron Rodgers, GB	105.4
2. Kirk Cousins, WAS	105.1
3. Tom Brady, NE	103.8
4. Drew Brees, NO	102.6
5. Ben Roethlisberger, PIT	102.2

Player	First-Half Passing Touchdowns
1. Aaron Rodgers, GB	47
2. Tom Brady, NE	40
3t. Drew Brees, NO	38
3t. Eli Manning, NYG	38
3t. Matthew Stafford, DET	38
6. Philip Rivers, SD	36

Player	First-Half TD/INT Ratio
1. Aaron Rodgers, GB	7.83
2. Tom Brady, NE	6.67
3. Drew Brees, NO	3.45
4t. Kirk Cousins, WAS	3.38
4t. Russell Wilson, SEA	3.38

- ▶ Dating back to 2006, the Packers have recorded three of the top six single-season first-half point totals in the NFL:

Team	First-Half Points
1. New England, 2007	333
2. Green Bay, 2014	310
3. New England, 2012	290
4. Denver, 2013	288
5. Green Bay, 2011	286
6. Green Bay, 2009	269

- ▶ Rodgers has thrown four touchdowns in the first quarter this season. Dating back to 1991, Rodgers' owns four of the top six single-season marks for passing touchdowns during the first quarter for the Packers:

Player	Passing Touchdowns
1. Aaron Rodgers, 2011	11
2t. Aaron Rodgers, 2014	10
2t. Brett Favre, 1998	10
2t. Brett Favre, 1995	10
5t. Aaron Rodgers, 2015	9
5t. Aaron Rodgers, 2012	9

PACKERS VS. BEARS - WEEK 7

TAKING HIS PLACE AMONG THE GAME'S BEST

QB **Aaron Rodgers** surpassed the 1,500-attempt plateau for his career in 2010, the benchmark to qualify for passer rating in the NFL record book.

▶ Rodgers ranks **No. 1 in NFL history** in career passer rating:

Quarterback	Career Passer Rating
1. Aaron Rodgers, GB	103.5
2. Russell Wilson, SEA	101.4
3. Tony Romo, DAL	97.1
4. Steve Young, TB/SF	96.8
5. Tom Brady, NE	96.7

▶ In 124 career regular-season starts, Rodgers has eclipsed the century mark in passer rating 67 times and recorded 43 games of 300-plus yards.

▶ Rodgers went over the 30,000-yard passing mark for his career in 2015 in Week 6 vs. San Diego. He reached the mark on his 3,652nd attempt, the fewest attempts needed in NFL history, as he bested the previous record held by QB Johnny Unitas (3,695 attempts).

▶ Rodgers reached the mark in his 116th career game, the fourth fewest in NFL history.

▶ Rodgers reached 250 touchdown passes in Week 12 of 2015. He did in his 121st career game, surpassing MIA QB Dan Marino (128) for the NFL record.

▶ Where Rodgers ranks among active NFL quarterbacks **since he took over as the starter in 2008** (min. 1,000 attempts):

Quarterback	Passing Yards (Since 2008)
1. Drew Brees, NO	41,448
2. Philip Rivers, SD	36,406
3. Matt Ryan, ATL	34,832
4. Eli Manning, NYG	34,590
5. Aaron Rodgers, GB	33,240
Quarterback	Passing TDs (Since 2008)
1. Drew Brees, NO	308
2. Aaron Rodgers, GB	266
3. Philip Rivers, SD	249
Quarterback	Passer Rating (Since 2008)
1. Aaron Rodgers, GB	103.9
2. Russell Wilson, SEA	101.4
3. Drew Brees, NO	100.7
Quarterback	Yards/Attempt (Since 2008)
1. Russell Wilson, SEA	8.04
2. Aaron Rodgers, GB	7.97
3. Philip Rivers, SD	7.93
Quarterback	INT Percentage (Since 2008)
1. Tom Brady, NE	1.5
2. Aaron Rodgers, GB	1.6
3. Alex Smith, SF/KC	1.8
Quarterback	25-Yard Passes (Since 2008)
1. Drew Brees, NO	313
2. Aaron Rodgers, GB	291
3. Philip Rivers, SD	275
4. Eli Manning, NYG	273
Quarterback	Rushing TDs (Since 2008)
1. Cam Newton, CAR	46
2. Aaron Rodgers, GB	23
3t. Three players	15

▶ Rodgers finished the 2015 regular season **No. 2 in the NFL** with seven games with two-plus touchdown passes and zero INTs (New England QB Tom Brady, nine). He has two such games so far this season.

▶ Rodgers rushed for a touchdown in Week 1, marking his 11th game with two-plus passing touchdowns and one-plus rushing touchdowns since 2008, which is **No. 2 among NFL QBs** over that span behind Cam Newton (17).

▶ Rodgers reached 30 passing touchdowns (31) during the 2015 regular season for the fifth time in his career. He ranks second in team history behind Brett Favre's eight. Rodgers' five 30-plus passing touchdown seasons since 2009 are tied for the second most in the NFL over that time span (NE Tom Brady and IND/DEN Peyton Manning, five / NO Drew Brees, seven).

▶ Dating back to 1921, Rodgers is tied for the most seasons with 30-plus touchdowns and less than 10 interceptions (according to pro-football-reference.com):

Player	Seasons With 30-Plus TD Passes/Less Than 10 INTs
1t. Aaron Rodgers, GB	5
1t. Tom Brady, NE	5
3t. Six players	1

▶ Rodgers owns three of the top four single-season totals in touchdown passes in franchise history:

Player	TD Passes
1. Aaron Rodgers, 2011	45
2t. Aaron Rodgers, 2012	39
2t. Brett Favre, 1996	39
4t. Aaron Rodgers, 2014	38
4t. Brett Favre, 1995	38

▶ A look at where Rodgers ranks in the NFL in several categories **since 2014** (min. 600 attempts):

Quarterback	Passer Rating (Since 2014)
1. Tony Romo, DAL	105.9
2. Tom Brady, NE	101.9
3. Russell Wilson, SEA	101.9
4. Aaron Rodgers, GB	100.1
5. Drew Brees, NO	99.6

Quarterback	TD Passes (Since 2014)
1t. Aaron Rodgers, GB	79
1t. Drew Brees, NO	79
3. Tom Brady, NE	75
4. Eli Manning, NYG	73

Quarterback	TD/INT Ratio (Since 2014)
1. Tom Brady, NE	4.69 (75/16)
2. Aaron Rodgers, GB	4.65 (79/17)
3. Russell Wilson, SEA	3.69 (59/16)

Quarterback	TD Percentage (Since 2014)
1. Tony Romo, DAL	7.0
2. Aaron Rodgers, GB	6.2



PACKERS VS. BEARS - WEEK 7

RODGERS AND TOUCHDOWNS

QB **Aaron Rodgers** has found a way to find the end zone a lot in his career, and that has continued this season.

- ▶ Even though he has only played in five games, Rodgers is **tied for No. 8 in the NFL** this season in passing touchdowns:

<u>Player</u>	<u>TD Passes (2016)</u>
1. Ben Roethlisberger, PIT	16
2. Matt Ryan, ATL	15
3t. Drew Brees, NO	14
3t. Matthew Stafford, DET	14
5t. Derek Carr, OAK	12
5t. Philip Rivers, SD	12
7. Andrew Luck, IND	11
8t. Aaron Rodgers, GB	10
8t. Marus Mariota, TEN	10

- ▶ Rodgers registered four touchdown passes in the first half of the Week 3 victory over Detroit. It was the second time in his career that he recorded four-plus touchdowns in the first half (six vs. Chicago, Nov. 9, 2014).
- ▶ Rodgers has thrown four-plus touchdowns in a game 17 times, two shy of QB Brett Favre's franchise mark (19 games) and No. 3 among active quarterbacks:

<u>Player</u>	<u>Games With Four-Plus TD Passes</u>
1. Drew Brees, SD/NO	29
2. Tom Brady, NE	24
3. Aaron Rodgers, GB	17
4. Eli Manning, NYG	13
5. Ben Roethlisberger, PIT	12
6. Tony Romo, DAL	10

- ▶ Rodgers ranks No. 3 among active quarterbacks in games with three-plus passing touchdowns:

<u>Player</u>	<u>Games With Three-Plus TD Passes</u>
1. Drew Brees, SD/NO	73
2. Tom Brady, NE	67
3. Aaron Rodgers, GB	47
4. Philip Rivers, SD	46
5. Eli Manning, NYG	42
6. Tony Romo, DAL	40

- ▶ Dating back to 2008, Rodgers leads the NFL in games with three-plus touchdowns and zero interceptions:

<u>Player</u>	<u>Games With Three-Plus TD Passes and Zero INTs</u>
1. Aaron Rodgers, GB	33
2. Drew Brees, NO	28
3. Tom Brady, NE	26
4. Tony Romo, DAL	21
5. Philip Rivers, SD	20

THE RETURN OF JORDY

After missing the entire 2015 season due to injury, WR **Jordy Nelson** has wasted little time contributing this season.

- ▶ For the first time in his career, Nelson posted a touchdown reception in each of the first four games of the season, becoming the first Packer to do so since WR Bill Schroeder in 2001.
- ▶ Nelson's five touchdown receptions in the first four games tied for the fourth most in franchise history:

<u>Player</u>	<u>Receiving TDs In First Four Games</u>
1. Don Hutson, 1942	7
2t. Don Hutson, 1945	6
2t. Bob Mann, 1951	6
4t. Jordy Nelson, 2016; several others	5

- ▶ Nelson ranks **No. 5 in franchise history** in receiving touchdowns:

<u>Player</u>	<u>Receiving TDs</u>
1. Don Hutson (1935-45)	99
2. Sterling Sharpe (1988-94)	65
3. Donald Driver (1999-2012)	61
4. Antonio Freeman (1995-2003)	57
5. Jordy Nelson (2008-present)	54

- ▶ In Week 5, Rodgers and Nelson connected for the 50th touchdown between the two, the second most by a duo in team history behind QB Brett Favre and WR Antonio Freeman (57 TD passes).
- ▶ The Packers have won 18 of the last 19 games in which Nelson has had at least one touchdown reception.
- ▶ Nelson has recorded at least one touchdown catch in nine of the last 11 games he has played in at Lambeau Field, totaling 12 touchdown receptions over that span.

ON THE GROUND

The Packers' rushing attack is beginning to take form.

- ▶ After 95 and 83 yards in the first two games, Green Bay racked up 123 yards on 24 carries (5.1 avg.) in a Week 3 win vs. Detroit and 147 yards on 32 carries (4.6 avg.) in a Week 5 win over the Giants.
- ▶ RB **Eddie Lacy** rushed for 103 yards on 17 carries (6.1 avg.) in Week 3. It was the 11th 100-yard rushing game of his career, passing Dorsey Levens (10) for sole possession of the No. 5 spot in franchise history.
- ▶ Lacy totaled 77 yards in the first half against the Giants in Week 5, the second most in his career in a first half (84 yards at Tampa Bay, Dec. 21, 2014).
- ▶ Lacy posted a 25-plus yard run in three straight games (Weeks 3, 5-6), becoming the first Packer to accomplish that feat in a single season since RB Ryan Grant (Weeks 12-14) in 2007.
- ▶ Lacy ranks **No. 5 in average yards per carry this season** (min. 60 att.):

<u>Player</u>	<u>Yard Per Carry</u>
1. LeSean McCoy, BUF	5.64
2. Spencer Ware, KC	5.32
3. Isaiah Crowell, CLE	5.20
4. Ezekiel Elliott, DAL	5.13
5. Eddie Lacy, GB	5.07

PACKERS VS. BEARS - WEEK 7

CLAY FINDS HIS WAY TO THE BALL

LB **Clay Matthews** continues to make an impact on opposing offenses.

- For the first time in his career, Matthews recorded at least one sack in each of the first three regular-season games he played in.
- In 2015, Matthews was selected to his sixth Pro Bowl and first as an inside linebacker after recording 6.5 sacks (second on the team), 14 QB hits (No. 1 on the team), and a career high 84 tackles (No. 2 on the team). He was also one of three players (Micah Hyde, Sam Shields) on the team to have an interception and a fumble recovery.
- It was the seventh consecutive season he recorded six or more sacks, **tied for the most** six-plus-sack seasons in the NFL since 2009:

Player	Six-Plus-Sack Seasons (Since 2009)
1t. Clay Matthews, GB	7
1t. Julius Peppers, CAR/CHI/GB	7
1t. DeMarcus Ware, DAL/DEN	7
1t. Tamba Hali, KC	7
5t. Five players	6

- Dating back to 2010, Matthews (2010, 2011, 2014) and teammate LB **Julius Peppers** (2010, 2013, 2014) are the only players in the NFL to register at least one interception, one forced fumble and five sacks in three separate seasons.
- Matthews and Peppers are the only active players in the NFL with five-plus interceptions and 50-plus sacks since 2009. Matthews has six interceptions and 70.5 sacks and Peppers has seven interceptions and 68.0 sacks.
- Matthews' 70.5 sacks since entering the NFL in 2009 are **No. 4 among active players in the league** over that span:

Player	Sacks (Since 2009)
1. DeMarcus Ware, DEN	83.0
2. J.J. Watt, HOU	76.0
3. Cameron Wake, MIA	71.5
4. Clay Matthews, GB	70.5
5. Elvis Dumervil, DEN/BAL	70.0
6. Tamba Hali, KC	68.5
7. Julius Peppers, CAR/CHI/GB	68.0

- Matthews is **tied for No. 1 in team history** in 10-sack seasons and is **No. 4** in two-sack games:

Player	10-Sack Seasons
1t. Clay Matthews, 2009-10, 2012, 2014	4
1t. Reggie White, 1993, 1995, 1997-98	4
1t. Kabeer Gbaja-Biamila, 2001-04	4

Player	Two-Sack Games
1. Reggie White, 1993-98	16
2. Kabeer Gbaja-Biamila, 2000-08	15
3. Tim Harris, 1986-90	14
4. Clay Matthews, 2009-16	13

- Matthews is **No. 2 in team history** with 70.5 career sacks (games played in parentheses):

Player	Career Sacks
1. Kabeer Gbaja-Biamila, 2000-08	74.5 (124)
2. Clay Matthews, 2009-16	70.5 (105)
3. Reggie White, 1993-98	68.5 (95)

STILL MAKING AN IMPACT

Packers LB **Julius Peppers** has continued to show that age is just a number. He has 2.5 sacks through five games this season.

- Last season (10.5) marked his ninth season with 10-plus sacks, which tied John Randle for the fourth-most 10-sack seasons since 1982 (Bruce Smith, 13 / Reggie White, 12 / Kevin Greene, 10).
- Dating back to Week 15 of the 2014 season, he has 18.5 sacks in the last 27 games (including playoffs), tied for No. 5 in the NFL over that span:

Player	Sacks Since Week 15 of 2014
1. Von Miller, DEN	24.5
2. J.J. Watt, HOU	23.0
3. Whitney Mercilus, HOU	20.5
4. Carlos Dunlap, CIN	19.0
5t. Julius Peppers, GB	18.5
5t. Chandler Jones, NE/ARI	18.5

- Peppers ranks **No. 1 among active players** in career sacks during the regular season:

Player	Career Sacks
1. Julius Peppers (CAR/CHI/GB)	138.5
2. DeMarcus Ware (DAL/DEN)	136.5
3. Dwight Freeney (IND/SD/ARI/ATL)	122.5
4. Robert Mathis (IND)	119.0

- Peppers passed Richard Dent and John Randle for **No. 7 in NFL history** with 138.5 career sacks (since 1982).
- Peppers recorded a sack and forced fumble on Dallas QB Dak Prescott in Week 6. According to STATS LLC, he ranks **No. 5 in the NFL** in forced fumbles since 1994:

Player	Career Forced Fumbles
1t. John Abraham (NYJ/ATL/ARI)	48
1t. Robert Mathis (IND)	48
1t. Jason Taylor (MIA/WAS/NYJ)	48
4. Dwight Freeney (IND/SD/ARI)	47
5. Julius Peppers (CAR/CHI/GB)	46

- Peppers is the first player in NFL history with 100 career sacks and four interception returns for touchdowns. In 2014, he became the first linebacker in Packers' history to post two interception returns for touchdowns in the same season.
- Peppers is the **only player in NFL history** to register at least 10 interceptions and 100.0 sacks (since 1982):

Player	Career INTs	Career Sacks
1. Julius Peppers	11	137.5
2. Lawrence Taylor	9	132.5



PACKERS VS. BEARS - WEEK 7

CONTINUAL IMPACT

- In his young career, DT **Mike Daniels** has seen his playing time steadily increase as well as his production. After playing in 14 games as a rookie in 2012, he has played in every game since the start of the 2013 season.
- ▶ In Week 2 at Minnesota, he recorded a sack and tied for the team lead with four QB hits. In Week 3, he led the Packers with two QB hits.
 - ▶ In 2015, Daniels led the Packers' defensive line in tackles (66) and sacks (four). He finished third on the team with 12 QB hits.
 - ▶ In Week 5 versus St. Louis last season, he tied for the team lead with a career-best nine tackles (eight solo).
 - ▶ Daniels registered his first career interception in Week 16 at Arizona, returning it 23 yards. According to STATS LLC, it was the first interception by a Packers DT since Cullen Jenkins on Oct. 18, 2009. Dating back to 1960, his 23-yard interception return was the longest by a Green Bay DT on an interception.
 - ▶ He led Green Bay's defensive line with 5.5 sacks and was the team leader in quarterback hits (19) and pressures (22) during the 2014 regular season.
 - ▶ Daniels is third on the Packers with 17.0 sacks since the start of the 2013 season (Peppers-20.0 / Matthews-28.0). He is **tied for No. 9 among NFL defensive tackles** over that span, according to STATS LLC:

Player	Sacks (2013-16)
1. Gerald McCoy, TB	28.0
2. Jurrell Casey, TEN	25.5
3. Aaron Donald, STL	23.0
4t. Geno Atkins, CIN	22.5
4t. Ndamukong Suh, DET/MIA	22.5
6. Fletcher Cox, PHI	20.5
7. Marcell Dareus, BUF	19.5
8. Kyle Williams, BUF	18.5
9t. Mike Daniels, GB	17.0
9t. Kawann Short, CAR	17.0

DEFENSE SHIELD

- The Packers' secondary is led by veteran cornerback **Sam Shields**, who earned his first trip to the Pro Bowl after the 2014 season.
- ▶ With three interceptions during the 2015 regular season (tied for the team high), Shields has registered multiple interceptions in each season from 2010-15.
 - ▶ In 2015, he recorded interceptions in back-to-back games for the first time in his career (Weeks 3-4).
 - ▶ Including playoffs, Shields is **No. 6 in the NFL** among active players in interceptions since 2010:

Player	Interceptions (Since 2010)
1. Richard Sherman, SEA	30
2. Earl Thomas, SEA	25
3t. Reggie Nelson, CIN/OAK	24
3t. Aqib Talib, TB/NE/DEN	24
3t. Tramon Williams, GB/CLE	24
6. Sam Shields, GB	23

- ▶ Shields registered an interception during the 2014 NFC Championship Game at Seattle, giving him a franchise-record five career interceptions in the postseason.

ON THE RISE

- S **Ha Ha Clinton-Dix** has been a presence on the Packers defense since his rookie season.
- ▶ After starting 10 of 16 games and both postseason contests as a rookie, he has started every game since 2015.
 - ▶ His three career postseason interceptions **rank No. 1 among safeties** since he entered the league in 2014, according to STATS.
 - ▶ In 2016, he has registered a forced fumble while recording five-or-more tackles in each contest.
 - ▶ Clinton-Dix finished second on the team with 95 tackles (73 solo) in 2014 and led the Packers with 117 tackles (97 solo) last season.
 - ▶ He registered a total of three interceptions last season (including play-offs). He tied for fourth on the team with two during the regular season and registered one in the postseason.
 - ▶ According to STATS, his three sacks during the 2015 regular season were tied for the fifth most in a single regular season by a Packers safety (since 1982) and the most since Mark Roman recorded 3.5 in 2004.
 - ▶ Clinton-Dix's three sacks also tied for **No. 3 in the NFL** in 2015 among safeties.
 - ▶ During the 2015 regular season, he registered eight-plus tackles in eight games, including setting career highs in both total tackles (12) and solo tackles (11) in the Week 10 game vs. Detroit, in which he also registered an interception.

RACKING UP POINTS

- K **Mason Crosby** is moving his way up the record books.
- ▶ Crosby passed Ryan Longwell in Week 2 of the 2015 season to become the franchise career points leader:

Player	Career Points
1. Mason Crosby, 2007-16	1,187
2. Ryan Longwell, 1997-2004	1,054
3. Don Hutson, 1935-45	823

- ▶ In Week 6, Crosby (306) eclipsed Longwell (277) for the most field goal attempts in Packers' history.
- ▶ Crosby (1,305) passed Longwell (1,119) for the most points scored in the regular and postseason combined in franchise history.
- ▶ Crosby recorded 108 points during the 2015 regular season, giving him the ninth 100-point season of his career and passing Ryan Longwell (1997-2004) for the franchise record.
- ▶ In Week 11 of 2015, he tied the single-game team record with five field goals and became the first player in NFL history to have five field goals of 40-plus yards in a game. In the same game, Crosby connected on a 52-yard field goal, extending his career franchise record for the most 50-yard FGs to 26.
- ▶ Crosby is one of 13 players to make all extra points so far this season (min. 10 att.). He was one of five players (min. 25 att.) to connect on all extra points during the 2015 regular season. Among those five, his 36 attempts were the second most (NE Stephen Gostkowski, 52-52).
- ▶ Including 2013, Crosby made 19 consecutive field goals in the regular season, until his final kick against the Bears was blocked in Week 4 of 2014. He now owns the two longest consecutive field-goal streaks in franchise history (23 straight from 2010-11).
- ▶ Dating back to the 2013 regular season, Crosby made at least one FG in 17 consecutive regular-season games before not getting an attempt in Week 3 at Detroit in 2014. It is the longest streak in team history.

Player	Consec. Games/FG
1. Mason Crosby, 2013-14	17
2. Ryan Longwell, 2004-05	15



PACKERS VS. BEARS - WEEK 7

ON THE ROAD AGAIN

Green Bay went 7-1 away from Lambeau Field in 2011, with the seven road wins setting a single-season franchise record.

- ▶ The Packers have been able to stay above the .500 mark on the road during Head Coach **Mike McCarthy's** tenure, a notable achievement in the National Football League.
- ▶ Since 2006, McCarthy's first season as the head coach in Green Bay, only nine of 32 NFL teams have regular-season road records above .500.

Team	W-L Record	Pct.
1. New England	57-25-0	.695
2. Dallas	48-35-0	.578
3. Green Bay	46-36-0	.561
4. Philadelphia	46-36-1	.560
5. Indianapolis	46-37-0	.554
6. Denver	45-38-0	.542
7. New Orleans	44-38-0	.537
8. N.Y. Giants	44-39-0	.530
9. Pittsburgh	43-40-0	.518

321 AND COUNTING

Another packed house at Lambeau Field against the Dallas Cowboys in Week 6 brought the stadium's consecutive-sellouts streak to 321 regular-season games (not including replacement games).

- ▶ The league's longest-tenured stadium, Lambeau Field is hosting its 60th season of football in 2016. For the victory over Dallas in the Divisional round of the 2014 playoffs, Packers fans set a new Lambeau Field paid attendance record (79,704).
- ▶ Across American professional sports, only Boston's Fenway Park (1912) and Chicago's Wrigley Field (1914) have longer tenures.

THE LAMBEAU ADVANTAGE

The crown jewel of the National Football League, Lambeau Field has long been known as one of the tougher venues to play in, particularly during the harsh Wisconsin winter.

- ▶ Re-establishing home-field advantage after a 4-4 mark in 2008 was one of the goals of 2009, and with the Packers finishing 6-2 at home, they accomplished that goal. Green Bay followed that up with a 7-1 mark at Lambeau Field in 2010, a perfect 8-0 record in 2011, the first undefeated home mark since 2002, and a 7-1 mark in 2012. The Packers were one of two teams to finish undefeated at home during the 2014 regular season (Denver).
- ▶ Head Coach **Mike McCarthy** stated consistently upon his arrival in Green Bay that one of the team's goals would be to reclaim the mystique of playing at Lambeau Field. Mission accomplished. The team is 61-21-1 (.741) at home in the regular season since 2006, **No. 2 in the NFL**.
- ▶ Since **Ron Wolf** and **Mike Holmgren** began the revitalization of the franchise in 1992, Green Bay owns the best home record in the NFL. A look at the top regular-season home W-L records since the '92 season:

Team	W-L Record	Pct.
1. Green Bay	148-46-1	.762
2. Pittsburgh	141-53-1	.726
3. New England	142-54-0	.724

HOT AT HOME

Since the start of 2009, the Packers have been one of the best teams in the league at home during the regular season:

Team	W-L Record	Pct.
1. New England	54-6-0	.900
2. Green Bay	47-11-1	.805
3t. Baltimore	43-16-0	.729
3t. Pittsburgh	43-16-0	.729
3t. Seattle	43-16-0	.729

IN THE FREE-AGENCY ERA

Talk of unrestricted free agency in the early '90s led many to forecast tough times for the small-town Green Bay Packers.

- ▶ However, Green Bay has remained among the most successful teams since the advent of free agency in 1993. The Packers have won 10 or more games 15 times since '93 and captured 10 division crowns.
- ▶ A look at the most successful teams in the free-agency era:

Team	W-L Since '93	Pct.	Playoff Berths
1. New England	251-123-0	.671	17
2. Green Bay	238-134-1	.639	17
3. Pittsburgh	234-139-1	.627	15
4. Denver	228-146-0	.610	13
5. Indianapolis	219-155-0	.586	16

IN THE LEAGUE RANKINGS REGULAR SEASON
















GREEN BAY (Team)		CHICAGO (Team)	
Category	NFC NFL	Category	NFC NFL
Turnover Margin (-3)	13 24t	Turnover Margin (-1)	11t 19t
Points Scored (22.8)	10 17	Points Scored (16.8)	16 32
Points Allowed (22.6)	7 16	Points Allowed (23.8)	10 19
Total Offense (331.8)	13 26	Total Offense (375.2)	6 7
Rushing (105.2)	8 16	Rushing (91.0)	9 23
Passing (226.6)	13 25	Passing (284.2)	4 4
Total Defense (339.0)	5 10	Total Defense (341.2)	6 11
vs. Rush (72.4)	1 3	vs. Rush (107.7)	10 18
vs. Pass (266.6)	11 21	vs. Pass (233.5)	6 10
Third-Down Offense (49.3%) . . .	1 1	Third-Down Offense (33.3%) . .	15t 28t
Third-Down Defense (34.3%) . .	4 7	Third-Down Defense (36.3%) . .	5 11
Red-Zone Offense (52.6%) . . .	10t 19t	Red-Zone Offense (47.4%) . . .	14 25
Red-Zone Defense (46.2%) . . .	4 7	Red-Zone Defense (52.6%) . . .	7 13

GREEN BAY (Individual)		CHICAGO (Individual)	
Category	NFC NFL	Category	NFC NFL
Passing: A.Rodgers (88.4) . . .	13 20	Passing: Hoyer (100.8)	6 7
Rushing: Lacy (360)	6 15	Rushing: Howard (330)	9 19t
Receptions: Cobb (28)	15t 28t	Receptions: Miller (31)	6t 14t
Rec. Yds.: Nelson (312)	21 38	Rec. Yds.: Jeffery (487)	6 10
Interceptions: Three players (1) .	12t 27t	Interceptions: Porter (2)	2t 6t
Sacks: Perry (4.5)	5t 10t	Sacks: Young (6)	1t 4t



PACKERS VS. BEARS - WEEK 7

2016 OPPONENTS

		NFL Rank	
	Record	Offense	Defense
 at Jacksonville Jaguars..(2-3)		29	8
 at Minnesota Vikings..(5-0)		30	2
 Detroit Lions.....(3-3)		19	25
 New York Giants.....(3-3)		12t	19
 Dallas Cowboys.....(5-1)		3	16
 Chicago Bears(1-5)		7	11
 at Atlanta Falcons(4-2)		1	24
 Indianapolis Colts.....(2-4)		12t	30
 at Tennessee Titans....(3-3)		10	9
 at Washington Redskins..(4-2)		5t	21
 at Philadelphia Eagles..(3-2)		22	6
 Houston Texans.....(4-2)		27	7
 Seattle Seahawks.....(4-1)		16	1

A LOOK AT THE SCHEDULE

The Green Bay Packers' 96th NFL regular-season schedule is headlined by five prime-time games (subject to flexible scheduling).

- ▶ Green Bay's schedule includes five games against 2015 playoff teams. Three of those contests (Minnesota, Houston, Seattle) will be at Lambeau Field, while two (Minnesota, Washington) will come on the road.
- ▶ The Packers kicked off their season on the road for the fourth consecutive year, the longest streak in team history, opening with two road games for the first time since 1924. Green Bay traveled to Jacksonville, playing on the road against an AFC team in Week 1 for the first time since facing the New England Patriots in 1985.
- ▶ Green Bay faced division opponents in Weeks 2-3. They began with a trip to Minnesota to face the Vikings in a prime-time game and returned to Lambeau Field last week for the home opener against the Detroit Lions.
- ▶ For the second time in four years, the Packers had their bye in Week 4.
- ▶ Green Bay returns to action with three consecutive home games against NFC teams over a 12-day span. In Week 5, the Packers played on Sunday night against the New York Giants. It was the Giants' first regular-season game at Lambeau Field since 2010. In Week 6, Green Bay played the Dallas Cowboys for the fourth consecutive season (including playoffs) and for the second straight year at home in the regular season. Green Bay finishes the homestand playing the Chicago Bears on a Thursday night for the second consecutive season (11th straight year in primetime).
- ▶ Four of the Packers' next five games will be on the road, including three road games in a row for the first time since 2012.
- ▶ After a trip to play the Atlanta Falcons in Week 8, Green Bay will face the Indianapolis Colts at home for the first time since 2008. Five of the last seven matchups between Green Bay and Indianapolis have been decided by seven or fewer points. The Packers make just their third regular-season visit to Tennessee to play the Titans in Week 10. Green Bay is looking for its first victory at the Titans since they moved to Tennessee in 1997.
- ▶ Green Bay will play two prime-time road games in a row, first traveling to play against the Washington Redskins on a Sunday night in Week 11 and then going to Philadelphia to face the Eagles on *Monday Night Football* in Week 12. It marks the 24th consecutive season (1993-2016) that Green Bay is appearing on *MNF*.
- ▶ Green Bay will play its first game at home in almost a month when it faces the Houston Texans in Week 13 for just the second time ever at home.
- ▶ Week 14 brings a familiar matchup as the Packers welcome the Seattle Seahawks to Lambeau Field for the second consecutive year. Including the postseason, Green Bay and Seattle will meet for the fifth time in five years.
- ▶ For the first time since 2006, the Packers will finish the regular season with three straight games against NFC North opponents.
- ▶ In Week 15, Green Bay will travel to Chicago to play the Bears. The Packers have won four consecutive games against the Bears in December, three of which were played in Chicago.
- ▶ Green Bay returns home to play the Vikings in Week 16 on Christmas Eve, playing on a Saturday for the first time since 1997. The Packers last played on Christmas Eve in 2004, a 34-31 victory at Minnesota. Including playoffs, Green Bay has a 8-2-1 mark (.773) against the Vikings at Lambeau Field under McCarthy.
- ▶ The Packers will finish the regular season in Detroit for the first time since 1993. Green Bay has won seven of 10 games at Ford Field under McCarthy. It will be only the third time the Packers have played at the Lions during the regular season in the month of January (1983, 1994).



PACKERS STARTERS – OFFENSE

WR Jordy Nelson, 9th Year, Kansas State, D2a-08

- ▶ Leads the team in receiving yards (312) and receiving touchdowns (five) this season.
- ▶ Has 54 career touchdowns, ranking No. 5 in Packers history.
- ▶ For the first time in his career, Nelson posted a touchdown reception in each of the first four games the season, becoming the first Packer to do so since WR Bill Schroeder in 2001.
- ▶ Nelson's five touchdown receptions in the first four games this year tied for the fourth most in franchise history.
- ▶ Missed all of the 2015 season due to a knee injury.
- ▶ Finished the 2014 regular season ranked fourth in receiving yards (1,519), seventh in receptions (98) and tied for second in receiving touchdowns (13). Earned first selection to the Pro Bowl.
- ▶ Led the team in 2013 with 85 catches for 1,314 yards and eight TDs. Ranked No. 10 in the NFL that season in receiving yards.
- ▶ With 15 TD catches in 2011, became only the third player in franchise history to catch 15 or more TDs in a season, joining WRs Sterling Sharpe (18 in 1994) and Don Hutson (17 in 1942).

LT David Bakhtiari, 4th Year, Colorado, D4a-13

- ▶ Has started all but two games at LT since the start of the 2013 regular season. Missed the final two games of the 2015 regular season due to injury.
- ▶ Started all 16 games at left tackle in 2013, the only rookie in the NFL to do so in 2013 and the first Packer rookie to do so since the league went to a 16-game schedule in 1978.
- ▶ Became just the fourth Green Bay rookie to start at LT in the season opener since the 1970 AFL-NFL merger and the first since 1985.

LG Lane Taylor, 4th Year, Oklahoma State, FA-13

- ▶ Has played in 35 regular-season games for Green Bay with seven starts.
- ▶ Made the first starts of his career in 2015, opening at RG at Detroit in Week 13 in place of an injured T.J. Lang and at LG in Week 17 vs. Minnesota with Josh Sitton sliding to LT in place of an injured David Bakhtiari.
- ▶ A four-year letterman at OSU, starting 47 of 50 games played at right guard. Unanimous first-team All-Big 12 selection by the conference's coaches as a senior.

C JC Tretter, 4th Year, Cornell, D4b-13

- ▶ Set career highs with 16 games played and three starts (all at C) during the 2015 regular season. Also started at LT in the NFC Wild Card game at Washington.
- ▶ Has seen game action at C, LG and both T spots during his career.
- ▶ Was on track to be the starting C in 2014, opening at that position for the first three preseason games, but sustained a knee injury vs. Oakland (Aug. 22) that would sideline him for the first half of the season. Returned to play in the final eight games and both postseason contests.
- ▶ Grew from a high school quarterback, running back and slot receiver into an All-American LT in college, starting 20 consecutive games in his final two seasons at Cornell.

RG T.J. Lang, 8th Year, Eastern Michigan, D4-09

- ▶ Has started games at four different positions on the line as a pro (52 at RG, 27 at LG, five at RT, two at LT). Played C in Week 10 in 2013.
- ▶ Has started 83 contests since 2011.
- ▶ Started games at both tackle spots in his first season (2009) and became the first Packers rookie to start consecutive games at left tackle since Chad Clifton in 2000.
- ▶ Began his college career as a defensive lineman, but converted to the offensive line as a sophomore and started 36 straight games (10 at RT, 26 at LT) over his final three years.

RT Bryan Bulaga, 7th Year, Iowa, D1-10

- ▶ Has started 32 of 37 games since the start of the 2014 season.
- ▶ Missed the second part of the 2012 season after suffering a hip injury vs. Arizona on Nov. 4 and missed all of the 2013 season after injuring his knee on Aug. 3.
- ▶ Started 37 games at RT in his first three seasons in the league.
- ▶ Started the final 12 games of 2010 and the entire postseason at right tackle after taking over for veteran Mark Tauscher (shoulder).
- ▶ Named to the *Pro Football Weekly*/PFWA All-Rookie team in 2010.
- ▶ Capped his rookie season by becoming the youngest player at the time, according to STATS LLC, to ever start in the Super Bowl (21 years, 322 days).

TE Jared Cook, 8th Year, South Carolina, FA-16

- ▶ Signed with the Packers as a free agent in March 2016 after spending three seasons with the St. Louis Rams (2013-15) and four with the Tennessee Titans (2009-12).
- ▶ Has posted at least 35 receptions in each of the last five seasons (2011-15), one of only five active tight ends in the NFL to do so (Antonio Gates, Jimmy Graham, Rob Gronkowski, Greg Olsen).
- ▶ Ranks No. 5 among NFL tight ends with a 12.7-yard receiving average since he entered the league in 2009.
- ▶ Holds the single-game franchise record for the most receiving yards by a tight end for both the Titans (169 vs. Jacksonville, Dec. 24, 2011) and the Rams (141 vs. Arizona, Sept. 8, 2013).

WR Randall Cobb, 6th Year, Kentucky, D2-11

- ▶ Leads the team lead in receptions (28) this season.
- ▶ Posted the 12th 100-yard receiving game of his career in Week 4, registering season highs in receptions (nine) and receiving yards (108).
- ▶ Led the team in receptions (79), was No. 2 in receiving yards (829) and was No. 3 in touchdown receptions (six) in 2015.
- ▶ Set a new single-season career high with five 100-yard receiving games during the 2014 season (three-2012). Earned first trip to the Pro Bowl.
- ▶ His career-best 91 receptions in 2014 were the seventh most in team history.
- ▶ Finished the regular season tied for fourth in the NFL with 12 touchdown receptions in 2014.
- ▶ Before suffering a knee injury in Week 6 in 2013, led the team in receptions with 29 and was No. 2 in receiving yards with 378.
- ▶ Set a franchise single-season record with a league-high 2,342 combined net yards in 2012, topping the previous team mark of 2,250 yards by RB Ahman Green in 2003.

QB Aaron Rodgers, 12th Year, California, D1-05

- ▶ In 124 regular-season starts (83-41 record), has posted 43 games with 300-plus passing yards, 72 without an interception and 68 with a 100-plus passer rating (min. 15 attempts).
- ▶ Earned his fifth selection to the Pro Bowl in 2015, passing Bart Starr (1960-62, 1966) for the second-most selections by a Green Bay quarterback behind Brett Favre's nine (1992-93, 1995-97, 2001-03, 2007).
- ▶ His career passer rating of 103.6 ranks No. 1 in NFL history.
- ▶ Finished the 2014 regular season ranked No. 2 in the NFL in passer rating (112.2), touchdown percentage (7.3), No. 1 in interception percentage (1.0) and No. 3 in touchdown passes (38).
- ▶ Recorded a passer rating of at least 120.0 in seven regular-season games in 2014, setting a single-season career high and tying for the third most in a single season in the NFL, dating back to 1960.
- ▶ Posted 21,332 passing yards from 2008-12, which ranks No. 1 in league history for the most passing yards by a QB in his first five seasons as a starter (previous record was Peyton Manning, 20,618, 1998-2002).
- ▶ In 2011, set an NFL record with a 122.5 passer rating and set franchise marks for TD passes (45), passing yards (4,643), completion percentage (68.3), yards per attempt (9.25) and 300-yard games (eight) on his way to earning NFL Most Valuable Player honors from *The Associated Press*.

RB Eddie Lacy, 4th Year, Alabama, D2-13

- ▶ With 3,075 rushing yards from 2013-15, became one of only two players in team history (RB John Brockington, 3,276) to rush for 3,000-plus yards in his first three seasons in the NFL.
- ▶ With 758 rushing yards in 2015, he and James Starks (601) gave the Packers two players with 600-plus rushing yards in the same regular season for the first time since 1985 (Jessie Clark-633/Eddie Lee Ivey-636).
- ▶ Became the first player in team history to post 1,000 rushing yards and 10-plus total TDs in both of his first two seasons.
- ▶ With 1,139 rushing yards in 2014, became the fifth player in franchise history to record consecutive 1,000-yard rushing seasons (Ryan Grant, 2008-09 / Ahman Green, 2000-04 / John Brockington, 1971-73 / Jim Taylor, 1960-64).
- ▶ Ranks No. 1 in franchise history for the most rushing yards by a rookie (1,178) in a single season, No. 1 in attempts (284), and tied for No. 1 for most 100-yard rushing games with four (Brockington, four in 1971).

FB Aaron Ripkowski, 2nd Year, Oklahoma, D6a-15

- ▶ Played in 15 games as a rookie, seeing action primarily on special teams.
- ▶ Tied for No. 4 on the team with nine special teams tackles last season.
- ▶ Began collegiate career as a walk-on and went on to play in 47 games with 17 starts.



PACKERS STARTERS – DEFENSE

DE Kenny Clark, Rookie, UCLA, D1-16

- ▶ Is tied for the lead on the defensive line in tackles.
- ▶ Became the youngest player to appear in a season opener for the Packers since Arnie Herber (20 years old) in 1930.
- ▶ Earned third-team All-America honors from *The Associated Press* and first-team All-Pacific-12 recognition from the coaches and media as a junior in 2015.
- ▶ Was a team co-captain in '15 and recorded career highs in tackles (75), tackles for a loss (11) and sacks (six). Also ranked third on the team with five pass breakups.

NT Letroy Guion, 9th Year, Florida State, FA-14

- ▶ Has started 24 of the 33 regular-season games he has played since the start of the 2014 season.
- ▶ Signed with Green Bay during the 2014 offseason after spending his first six NFL seasons with the Minnesota Vikings.
- ▶ Started all 28 games he appeared in for Minnesota in 2012-13, recording 72 tackles (32 solo) and three sacks over that span.
- ▶ Was the only Viking to block a field goal in both 2011 and 2012.

DT Mike Daniels, 5th Year, Iowa, D4a-12

- ▶ Ranks third on the team with 17.0 sacks since the start of the 2013 regular season (LB Julius Peppers-20.0 / LB Clay Matthews-28.0).
- ▶ Led the defensive line in both tackles and sacks each of that last two seasons.
- ▶ Returned a fumble 43 yards for a TD vs. Detroit in Week 14 of 2012, the longest fumble return for a TD by a rookie in franchise history.
- ▶ Starred as an interior pass rusher at Iowa, posting a team-high 24.5 tackles for a loss and 13 sacks from 2010-11.

LOLB Nick Perry, 5th Year, Southern California, D1-12

- ▶ Tied for No. 10 in the NFL with a team-high 4.5 sacks this season.
- ▶ Registered multiple sacks in each of his first five seasons in the NFL and has posted a two-sack game in each of the last four seasons (2013-16).
- ▶ Has totaled six sacks in five playoff games, including 3.5 in the 2015 postseason which tied Clay Matthews (2010) for the franchise record in a single postseason.
- ▶ His six postseason sacks rank No. 3 in franchise history behind Matthews (10) and Reggie White (eight) and are the most in team history (since 1982) by a player in his first five games with Green Bay.

ILB Jake Ryan, 2nd Year, Michigan, D4-15

- ▶ Leads the team with 35 tackles on the season.
- ▶ Started the final five games of the regular season and both playoff contests in 2015.
- ▶ Recorded a team-best nine tackles (eight solo) and one fumble recovery in Week 13 last season at Detroit in his first pro start.
- ▶ Served as a team captain for his final two seasons at Michigan and was a three-time winner (2012-14) of the Roger Zatkoff Award, given to the Wolverines top linebacker. He was the only player to win the award (est. 1991) three times.
- ▶ Joined LB John Anderson (first round, 26th overall) as the only Michigan linebackers ever drafted by Green Bay.
- ▶ Started 41 of 46 games played in college, appearing at inside linebacker as a senior after spending his first three seasons at outside linebacker and defensive end.

ILB Blake Martinez, Rookie, Stanford, D4a-16

- ▶ Became the first rookie to start on defense for Green Bay in Week 1 since Nick Perry in 2012.
- ▶ Finished collegiate career with 257 tackles (137 solo), 13.5 tackles for a loss, 6.5 sacks, five interceptions and five forced fumbles in 51 games played.
- ▶ Started all 27 games played in his final two seasons, leading the team in tackles as a junior (102) and senior (141).
- ▶ Led the Pacific-12 and ranked No. 7 nationally with 141 tackles (75 solo) as a senior, averaging a conference-best 10.1 tackles per game.

ROLB Clay Matthews, 8th Year, Southern California, D1b-09

- ▶ For the first time in his career, Matthews recorded at least one sack in each of the first three regular-season games he played in.
- ▶ Selected to his sixth Pro Bowl and first as an inside linebacker in 2015 after recording 6.5 sacks (second on the team), 15 QB hits (No. 1 on the team), and a career-high 85 tackles (No. 2 on the team).
- ▶ With 70.5 career sacks, passed Reggie White (68.5) for the second most sacks in Packers history (Kabeer Gbaja-Biamila, 74.5).
- ▶ With a team-high 11.0 sacks in 2014, is tied for the most 10-plus sack seasons in franchise history (four).
- ▶ His six Pro Bowl selections are two more than any other Packers LB.
- ▶ Is the only player in franchise history to score a defensive TD (interception or fumble return) in each of his first three seasons in the NFL (2009-11).
- ▶ Named first-team All-Pro by *The Associated Press* in 2010, the first Green Bay LB to earn that honor since Tim Harris in 1989. Finished second to Pittsburgh safety Troy Polamalu in the AP's Defensive Player of the Year voting.

LCB Damarious Randall, 2nd Year, Arizona State, D1-15

- ▶ Played in 15 games with nine starts (six at LCB, two at RCB, one in the slot) in 2015 and tied for the team lead and No. 2 among NFL rookies with three interceptions, including one he returned for a TD. Finished with a team-best 16 passes defended.
- ▶ Named the NFL's Defensive Rookie of the Month for November 2015, joining CB Casey Hayward (October 2012) as the only Green Bay defensive backs to win the award.
- ▶ Earned first-team All-Pacific-12 honors at safety as a senior in 2014 after he led the Sun Devils in tackles (106) and passes defended (12) and tied for the team lead with three interceptions.

RCB Sam Shields, 7th Year, Miami, FA-10

- ▶ Despite missing four games due to injury, tied for the team lead with three interceptions and ranked No. 2 in passes defended (13) during the 2015 regular season.
- ▶ Recorded interceptions in back-to-back games in 2015 (Weeks 3-4) for the first time in his career.
- ▶ Finished second on the team with 13 passes defended in 2014 to go along with two interceptions. Earned first career trip to the Pro Bowl.
- ▶ Started all 14 games he appeared in during the 2013 season and led the team with four INTs (tied career high) and a career-best 25 passes defended.
- ▶ In Green Bay's NFC Championship Game win over Chicago in the 2010 season, became the first rookie in NFL history to record two INTs and a sack in a postseason contest.

SS Morgan Burnett, 7th Year, Georgia Tech, D3-10

- ▶ Missed five games due to injury in 2015, but finished No. 4 on the team with 54 solo tackles.
- ▶ Totaled a team-high 125 tackles in 2014, the second most of his career (137 in 2012). Ranked No. 2 on the team with 106 tackles (77 solo) in 2013, despite missing the first three games due to injury. Recovered three fumbles, including one for a TD, and added nine passes defended.
- ▶ Participated in all 1,088 plays for Green Bay's defense in 2012, one of only four non-OL in the NFL to appear in 100 percent of his team's snaps.
- ▶ Enjoyed his first full season as a pro in 2011, joining DT B.J. Raji as the only two Green Bay defensive players to start all 16 regular-season games.
- ▶ Started the first four games of the 2010 season at SS before sustaining a season-ending knee injury vs. Detroit in Week 4.

FS Ha Ha Clinton-Dix, 3rd Year, Alabama, D1-14

- ▶ Led the team in tackles in 2015 with 117 (97 solo) and was tied for fourth on the team in interceptions (two).
- ▶ According to STATS LLC, his three sacks during the 2015 regular season tied for the fifth most in a single regular season by a Packers safety (since 1982) and the most since Mark Roman recorded 3.5 in 2004.
- ▶ Started every game in 2015 after starting 10 of 16 games as a rookie when he finished second on the team in tackles (95).
- ▶ Was the second safety ever drafted by Green Bay in the first round (Alabama S George Teague, No. 29 overall in 1993).
- ▶ Was a consensus All-America selection in 2013 as a junior, earning first-team recognition from *The Associated Press*, the Football Writers Association of America and *Sporting News*.



2016 REGULAR-SEASON STATISTICS

	Packers	Opponents
TOTAL FIRST DOWNS	102	95
Rushing	30	19
Passing	59	68
Penalty	13	8
3rd Down: Made/Att.	34/69	23/67
3rd Down Pct.	49.3	34.3
4th Down: Made/Att.	1/3	6/8
4th Down Pct.	33.3	75.0
POSSESSION AVG.	30:00	30:00
TOTAL NET YARDS	1659	1695
Avg. Per Game	331.8	339.0
Total Plays	318	308
Avg. Per Play	5.2	5.5
NET YARDS RUSHING	526	362
Avg. Per Game	105.2	72.4
Total Rushes	128	119
NET YARDS PASSING	1133	1333
Avg. Per Game	226.6	266.6
Sacked/Yards Lost	9/37	16/104
Gross Yards	1170	1437
Att./Completions	181/109	173/110
Completion Pct.	60.2	63.6
HAD INTERCEPTED	4	3
PUNTS/AVERAGE	16/40.8	19/42.7
Net Punting Avg.	38.6	41.1
PENALTIES/YARDS	26/221	39/413
FUMBLES/BALL LOST	11/5	6/3
TOUCHDOWNS	12	11
Rushing	2	1
Passing	10	10
Returns	0	0

SCORE BY PERIODS

	Q1	Q2	Q3	Q4	OT	PTS
PACKERS	38	44	6	26	0	114
OPPONENTS	17	43	23	30	0	113

SCORING

	TD	-Ru	-Pa	-Rt	K-PAT	FG	S	PTS
Mason Crosby	0	0	0	0	12/12	10/10	0	42
Jordy Nelson	5	0	5	0			0	30
Davante Adams	3	0	3	0			0	18
Aaron Rodgers	2	2	0	0			0	12
Randall Cobb	1	0	1	0			0	6
Richard Rodgers	1	0	1	0			0	6
PACKERS	12	2	10	0	12/12	10/10	0	114
OPPONENTS	11	1	10	0	11/11	12/13	0	113

2-Pt Conversions: Packers 0-0, Opponents 0-0

SACKS: Nick Perry 4.5, Clay Matthews 3, Julius Peppers 2.5, Kyler Fackrell 2, Morgan Burnett 1, Mike Daniels 1, Micah Hyde 1, Team 1, PACKERS 16, OPPONENTS 9

RUSHING

	No	Yds	Avg	Long	TD
Eddie Lacy	71	360	5.1	31	0
Aaron Rodgers	20	89	4.5	14	2
James Starks	24	42	1.8	10	0
Aaron Ripkowski	3	17	5.7	13	0
Randall Cobb	5	12	2.4	6	0
Ty Montgomery	5	6	1.2	6	0
PACKERS	128	526	4.1	31	2
OPPONENTS	119	362	3.0	29	1

PASSING

	Att	Cmp	Yds	Cmp%	Yds/Att	TD	TD%	Int	Int%	Long	Sack/Lost	Rating
Aaron Rodgers	181	109	1170	60.2	6.5	10	5.5	4	2.2	49	9/37	88.4
PACKERS	181	109	1170	60.2	6.5	10	5.5	4	2.2	49	9/37	88.4
OPPONENTS	173	110	1437	63.6	8.3	10	5.8	3	1.7	73t	16/104	101.7

RECEIVING

	No	Yds	Avg	Long	TD
Randall Cobb	28	293	10.5	33	1
Jordy Nelson	26	312	12.0	49	5
Davante Adams	15	218	14.5	29t	3
Ty Montgomery	10	98	9.8	15	0
Richard Rodgers	8	77	9.6	22	1
Jared Cook	6	53	8.8	15	0
James Starks	6	50	8.3	16	0
Eddie Lacy	4	28	7.0	17	0
Justin Perillo	2	17	8.5	13	0
Jeff Janis	2	14	7.0	8	0
Jared Abbrederis	1	8	8.0	8	0
Aaron Ripkowski	1	2	2.0	2	0
PACKERS	109	1170	10.7	49	10
OPPONENTS	110	1437	13.1	73t	10

INTERCEPTIONS

	No	Yds	Avg	Long	TD
Damarius Randall	1	44	44.0	44	0
Joe Thomas	1	9	9.0	9	0
Morgan Burnett	1	0	0.0	0	0
PACKERS	3	53	17.7	44	0
OPPONENTS	4	44	11.0	23	0

PUNTING

	No	Yds	Avg	Net	TB	In 20	LG	Blk
Jacob Schum	16	653	40.8	38.6	0	3	56	0
PACKERS	16	653	40.8	38.6	0	3	56	0
OPPONENTS	19	811	42.7	41.1	0	11	67	0

PUNT RETURNS

	Ret	FC	Yds	Avg	Long	TD
Trevor Davis	3	5	29	9.7	25	0
Damarius Randall	1	0	2	2.0	2	0
Micah Hyde	0	4	0	---	---	0
PACKERS	4	9	31	7.8	25	0
OPPONENTS	4	5	36	9.0	15	0

KICKOFF RETURNS

	No	Yds	Avg	Long	TD
Ty Montgomery	6	147	24.5	40	0
Jeff Janis	1	18	18.0	18	0
PACKERS	7	165	23.6	40	0
OPPONENTS	13	363	27.9	42	0

FIELD GOALS

	1-19	20-29	30-39	40-49	50+
Mason Crosby	0/0	3/3	4/4	3/3	0/0
PACKERS	0/0	3/3	4/4	3/3	0/0
OPPONENTS	0/0	2/2	3/3	5/6	2/2

Mason Crosby: (25G, 20G) () (36G, 46G) (44G, 33G, 25G) (37G, 43G, 34G)
Opponents: (26G, 39G, 50G) (46G) (42G, 43N, 50G) (47G, 41G, 30G) (44G, 22G, 32G)



2016 REGULAR-SEASON DEFENSIVE STATISTICS

Official totals – based on coaches' film review, through Week 6 vs. Dallas (press-box totals for Cowboys game)

Player	Total			Sacks/	Int/	Fum	For	Pass
	Tackles	Solo	Asst	Yards	Yards	Rec	Fum	Def
Jake Ryan	35	21	14	0.0/0.0	0/0	0	0	2
Blake Martinez	31	21	10	0.0/0.0	0/0	0	0	1
Ha Ha Clinton-Dix	29	25	4	0.0/0.0	0/0	0	1	1
Micah Hyde	27	22	5	1.0/6.0	0/0	0	0	1
Nick Perry	26	19	7	4.5/20.5	0/0	0	0	1
Morgan Burnett	25	22	3	1.0/8.0	1/0	0	0	4
Damarious Randall	14	12	2	0.0/0.0	1/44	0	0	3
LaDarius Gunter	14	11	3	0.0/0.0	0/0	0	1	2
Joe Thomas	14	11	3	0.0/0.0	1/9	1	0	4
Clay Matthews	12	11	1	3.0/20.0	0/0	0	0	0
Mike Daniels	11	8	3	1.0/9.0	0/0	0	0	1
Kenny Clark	11	4	7	0.0/0.0	0/0	1	0	1
Letroy Guion	10	6	4	0.0/0.0	0/0	0	0	1
Datone Jones	9	7	2	0.0/0.0	0/0	0	0	0
Quinten Rollins	8	4	4	0.0/0.0	0/0	0	0	4
Julius Peppers	7	5	2	2.5/15.5	0/0	0	1	1
Kyler Fackrell	5	5	0	2.0/15.0	0/0	0	1	0
Sam Shields	5	4	1	0.0/0.0	0/0	0	0	0
Jayrone Elliott	4	2	2	0.0/0.0	0/0	0	0	0
Christian Ringo	4	1	3	0.0/0.0	0/0	0	0	0
Mike Pennel	3	3	0	0.0/0.0	0/0	0	0	0
Dean Lowry	3	2	1	0.0/0.0	0/0	0	0	0
Kentrell Brice	2	2	0	0.0/0.0	0/0	0	0	0
Demetri Goodson	2	2	0	0.0/0.0	0/0	0	0	0
Team	1	1	0	1.0/10.0	0/0	0	0	0
Josh Hawkins	0	0	0	0.0/0.0	0/0	0	0	1
Totals	312	231	81	16.0/104.0	3/53	2	4	28

SPECIAL TEAMS

Player	TT	FR	FF
Kyler Fackrell	5	0	0
Jayrone Elliott	4	0	0
Kentrell Brice	3	0	0
Marwin Evans	3	0	0
Chris Banjo	2	0	0
Jeff Janis	2	0	0
Blake Martinez	2	0	0
Damarious Randall	2	0	0
Micah Hyde	1	0	0
Ty Montgomery	1	0	0
Joe Thomas	1	0	0
Totals	26	0	0

MISCELLANEOUS

Player	Tackles
Davante Adams	2
JC Tretter	2
Bryan Bulaga	1
Randall Cobb	1
Richard Rodgers	1
Jason Spriggs	1
Lane Taylor	1
Totals	9

Player	FF
Randall Cobb	1
Totals	1

Player	FR
Randall Cobb	1
Jared Cook	1
James Starks	1
Jason Spriggs	1
JC Tretter	1
Totals	5

No	ALPHABETICAL ROSTER	Pos	Ht	Wt	Birthdate	NFL Exp	College	High School	Hometown
84	Abbrederis, Jared	WR	6-1	195	12/17/90	3	Wisconsin		Wautoma, Wis.
17	Adams, Davante	WR	6-1	215	12/24/92	3	Fresno State		Palo Alto, Calif.
69	Bakhtiari, David	T	6-4	310	9/30/91	4	Colorado		San Mateo, Calif.
32	Banjo, Chris	S	5-10	207	2/26/90	3	Southern Methodist		Sugar Land, Texas
67	Barclay, Don	T/G	6-4	305	4/18/89	5	West Virginia		Harmony, Pa.
29	Brice, Kentrell	S	5-11	200	8/11/94	R	Louisiana Tech		Ruston, La.
75	Bulaga, Bryan	T	6-5	314	3/21/89	7	Iowa		Woodstock, Ill.
42	Burnett, Morgan	S	6-1	209	1/13/89	7	Georgia Tech		College Park, Ga.
97	Clark, Kenny	DT	6-3	314	10/4/95	R	UCLA		Rialto, Calif.
21	Clinton-Dix, Ha Ha	S	6-1	208	12/21/92	3	Alabama		Orlando, Fla.
18	Cobb, Randall	WR	5-10	192	8/22/90	6	Kentucky		Alcoa, Tenn.
89	Cook, Jared	TE	6-5	254	4/7/87	8	South Carolina		Birmingham, Ala.
2	Crosby, Mason	K	6-1	207	9/3/84	10	Colorado		Georgetown, Texas
76	Daniels, Mike	DT	6-0	310	5/5/89	5	Iowa		Blackwood, N.J.
11	Davis, Trevor	WR	6-1	188	7/4/93	R	California		Martinez, Calif.
91	Elliott, Jayrone	LB	6-3	255	11/11/91	3	Toledo		Cleveland, Ohio
25	Evans, Marwin	S	5-11	211	4/10/93	R	Utah State		Oak Creek, Wis.
51	Fackrell, Kyler	LB	6-5	245	11/25/91	R	Utah State		Mesa, Ariz.
61	Goode, Brett	LS	6-1	255	11/2/84	9	Arkansas		Fort Smith, Ark.
39	Goodson, Demetri	CB	5-11	197	6/11/89	3	Baylor		Spring, Texas
98	Guion, Letroy	DT	6-4	322	6/21/87	9	Florida State		Starke, Fla.
36	Gunter, LaDarius	CB	6-2	201	5/13/92	2	Miami		Montgomery, Ala.
28	Hawkins, Josh	CB	5-10	189	1/23/93	R	East Carolina		Kernersville, N.C.
7	Hundley, Brett	QB	6-3	226	6/15/93	2	UCLA		Chandler, Ariz.
33	Hyde, Micah	DB	6-0	197	12/31/90	4	Iowa		Fostoria, Ohio
83	Janis, Jeff	WR	6-3	219	6/24/91	3	Saginaw Valley State		Tawas City, Mich.
95	Jones, Datone	DE/LB	6-4	285	7/24/90	4	UCLA		Compton, Calif.
27	Lacy, Eddie	RB	5-11	234	6/2/90	4	Alabama		Geismar, La.
70	Lang, T.J.	G	6-4	318	9/20/87	8	Eastern Michigan		Birmingham, Mich.
94	Lowry, Dean	DE	6-6	296	6/9/94	R	Northwestern		Rockford, Ill.
50	Martinez, Blake	LB	6-2	237	1/9/94	R	Stanford		Oro Valley, Ariz.
52	Matthews, Clay	LB	6-3	255	5/14/86	8	Southern California		Agoura Hills, Calif.
88	Montgomery, Ty	WR	6-0	216	1/22/93	2	Stanford		Dallas, Texas
68	Murphy, Kyle	T	6-6	305	12/11/93	R	Stanford		San Clemente, Calif.
87	Nelson, Jordy	WR	6-3	217	5/31/85	9	Kansas State		Manhattan, Kan.
64	Pennel, Mike	DT	6-4	332	5/9/91	3	Colorado State-Pueblo		Aurora, Colo.
56	Peppers, Julius	LB	6-7	287	1/18/80	15	North Carolina		Bailey, N.C.
80	Perillo, Justin	TE	6-3	250	1/5/91	3	Maine		Wilmington, Del.
53	Perry, Nick	LB	6-3	265	4/12/90	5	Southern California		Detroit, Mich.
23	Randall, Damarious	CB	5-11	196	8/29/92	2	Arizona State		Pensacola, Fla.
99	Ringo, Christian	DT	6-1	298	3/10/92	1	Louisiana-Lafayette		Jackson, Miss.
22	Ripkowski, Aaron	FB	6-1	246	12/20/92	2	Oklahoma		Dayton, Texas
12	Rodgers, Aaron	QB	6-2	225	12/2/83	12	California		Chico, Calif.
82	Rodgers, Richard	TE	6-4	257	1/22/92	3	California		Shrewsbury, Mass.
24	Rollins, Quinten	CB	5-11	195	7/15/92	2	Miami (Ohio)		Wilmington, Ohio
47	Ryan, Jake	LB	6-2	240	2/27/92	2	Michigan		Cleveland, Ohio
10	Schum, Jacob	P	5-10	211	1/21/89	2	Buffalo		Hamburg, N.Y.
37	Shields, Sam	CB	5-11	184	12/8/87	7	Miami		Sarasota, Fla.
78	Spriggs, Jason	T	6-6	301	5/17/94	R	Indiana		Elkhart, Ind.
44	Starks, James	RB	6-2	218	2/25/86	7	Buffalo		Niagara Falls, N.Y.
65	Taylor, Lane	G	6-3	324	11/22/89	4	Oklahoma State		Arlington, Texas
48	Thomas, Joe	LB	6-1	227	5/6/91	2	South Carolina State		Blackville, S.C.
73	Tretter, JC	C/G	6-4	307	2/12/91	4	Cornell		Akron, N.Y.

INJURED RESERVE

38	Crockett, John	RB	6-0	217	2/16/92	1	North Dakota State		Minneapolis, Minn.
20	Dorleant, Makinton	CB	5-11	182	10/6/92	R	Northern Iowa		Naples, Fla.
90	Kuder, Tyler	DT	6-3	307	6/3/92	R	Idaho State		Payette, Idaho

PRACTICE SQUAD

81	Allison, Geronimo	WR	6-3	202	1/18/94	R	Illinois		Riverview, Fla.
54	Bradford, Carl	LB	6-1	248	8/15/92	2	Arizona State		Norco, Calif.
86	Cajuste, Devon	TE	6-4	235	1/31/93	R	Stanford		Flushing, N.Y.
93	Gilbert, Reggie	LB	6-3	261	4/1/93	R	Arizona		Laveen, Ariz.
34	Jackson, Don	RB	5-10	208	9/7/93	R	Nevada		Sacramento, Calif.
40	Kerridge, Joe	FB	6-0	245	9/17/92	R	Michigan		Traverse City, Mich.
72	Muir, Blake	G	6-5	315	5/10/91	R	Baylor		New South Wales, Australia
62	Patrick, Lucas	G	6-3	313	7/30/93	R	Duke		Brentwood, Tenn.
26	Waters, Herb	CB	6-0	188	11/10/92	R	Miami		Homestead, Fla.
35	Whitehead, Jermaine	S	5-11	195	3/12/93	1	Auburn		Greenwood, Miss.

RESERVE/PHYSICALLY UNABLE TO PERFORM

63	Linsley, Corey	C	6-3	301	7/27/91	3	Ohio State		Boardman, Ohio
----	----------------	---	-----	-----	---------	---	------------	--	----------------



No	NUMERICAL ROSTER	Pos	Ht	Wt	Age	NFL Exp	College	How Acquired	Reg. season GP/GS/DNP/IA
2	Mason Crosby	K	6-1	207	32	10	Colorado	D6c-07	5/0/0/0
7	Brett Hundley	QB	6-3	226	23	2	UCLA	D5-15	0/0/5/0
10	Jacob Schum	P	5-10	211	27	2	Buffalo	W-16 (T.B.)	5/0/0/0
11	Trevor Davis	WR	6-1	188	23	R	California	D5-16	4/0/0/1
12	Aaron Rodgers	QB	6-2	225	32	12	California	D1-05	5/5/0/0
17	Davante Adams	WR	6-1	215	23	3	Fresno State	D2-14	5/4/0/0
18	Randall Cobb	WR	5-10	192	26	6	Kentucky	D2-11	5/5/0/0
21	Ha Ha Clinton-Dix	S	6-1	208	23	3	Alabama	D1-14	5/5/0/0
22	Aaron Ripkowski	FB	6-1	246	23	2	Oklahoma	D6a-15	5/2/0/0
23	Damarious Randall	CB	5-11	196	24	2	Arizona State	D1-15	4/4/0/1
24	Quinten Rollins	CB	5-11	195	24	2	Miami (Ohio)	D2-15	4/4/0/1
25	Marwin Evans	S	5-11	211	23	R	Utah State	FA-16	5/0/0/0
27	Eddie Lacy	RB	5-11	234	26	4	Alabama	D2-13	5/5/0/0
28	Josh Hawkins	CB	5-10	189	23	R	East Carolina	FA-16	3/0/0/2
29	Kentrell Brice	S	5-11	200	22	R	Louisiana Tech	FA-16	5/0/0/0
32	Chris Banjo	S	5-10	207	25	3	Southern Methodist	FA-13	2/0/0/3
33	Micah Hyde	DB	6-0	197	25	4	Iowa	D5a-13	5/3/0/0
36	LaDarius Gunter	CB	6-2	201	24	2	Miami	FA-15	5/4/0/0
37	Sam Shields	CB	5-11	184	28	7	Miami	FA-10	1/1/0/4
39	Demetri Goodson	CB	5-11	197	27	3	Baylor	D6-14	1/0/0/0
42	Morgan Burnett	S	6-1	209	27	7	Georgia Tech	D3-10	4/4/0/1
44	James Starks	RB	6-2	218	30	7	Buffalo	D6-10	4/0/0/1
47	Jake Ryan	LB	6-2	240	24	2	Michigan	D4-15	5/4/0/0
48	Joe Thomas	LB	6-1	227	25	2	South Carolina State	FA-15 (PS-Dal)	5/0/0/0
50	Blake Martinez	LB	6-2	237	22	R	Stanford	D4a-16	5/4/0/0
51	Kyler Fackrell	LB	6-5	245	24	R	Utah State	D3-16	5/0/0/0
52	Clay Matthews	LB	6-3	255	30	8	Southern California	D1b-09	4/4/0/1
53	Nick Perry	LB	6-3	265	26	5	Southern California	D1-12	5/5/0/0
56	Julius Peppers	LB	6-7	287	36	15	North Carolina	FA-14	5/2/0/0
61	Brett Goode	LS	6-1	255	31	9	Arkansas	FA-08	5/0/0/0
64	Mike Pennel	DT	6-4	332	25	3	Colorado State-Pueblo	FA-14	1/0/0/0
65	Lane Taylor	G	6-3	324	26	4	Oklahoma State	FA-13	5/5/0/0
67	Don Barclay	T/G	6-4	305	27	5	West Virginia	FA-12	5/0/0/0
68	Kyle Murphy	T	6-6	305	22	R	Stanford	D6-16	0/0/0/5
69	David Bakhtiari	T	6-4	310	25	4	Colorado	D4a-13	5/5/0/0
70	T.J. Lang	G	6-4	318	29	8	Eastern Michigan	D4-09	5/5/0/0
73	JC Tretter	C/G	6-4	307	25	4	Cornell	D4b-13	5/5/0/0
75	Bryan Bulaga	T	6-5	314	27	7	Iowa	D1-10	5/5/0/0
76	Mike Daniels	DT	6-0	310	27	5	Iowa	D4a-12	5/5/0/0
78	Jason Spriggs	T	6-6	301	22	R	Indiana	D2-16	5/0/0/0
80	Justin Perillo	TE	6-3	250	25	3	Maine	FA-14	5/0/0/0
82	Richard Rodgers	TE	6-4	257	24	3	California	D3b-14	5/2/0/0
83	Jeff Janis	WR	6-3	219	25	3	Saginaw Valley State	D7-14	5/0/0/0
84	Jared Abbrederis	WR	6-1	195	25	3	Wisconsin	D5b-14	5/0/0/0
87	Jordy Nelson	WR	6-3	217	31	9	Kansas State	D2a-08	5/5/0/0
88	Ty Montgomery	WR	6-0	216	22	2	Stanford	D3-15	5/0/0/0
89	Jared Cook	TE	6-5	254	29	8	South Carolina	FA-16	3/2/0/2
91	Jayrone Elliott	LB	6-3	255	24	3	Toledo	FA-14	3/0/0/2
94	Dean Lowry	DE	6-6	296	22	R	Northwestern	D4b-16	5/0/0/0
95	Datone Jones	DE/LB	6-4	285	26	4	UCLA	D1-13	4/0/0/1
97	Kenny Clark	DT	6-3	314	21	R	UCLA	D1-16	5/2/0/0
98	Letroy Guion	DT	6-4	322	29	9	Florida State	FA-14	4/4/0/1
99	Christian Ringo	DT	6-1	298	24	1	Louisiana-Lafayette	D6b-15	3/0/0/2

INJURED RESERVE

20	Makinton Dorleant	CB	5-11	182	24	R	Northern Iowa	FA-16	0/0/0/0
38	John Crockett	RB	6-0	217	24	1	North Dakota State	FA-15	0/0/0/0
90	Tyler Kuder	DT	6-3	307	24	R	Idaho State	FA-16	0/0/0/0

PRACTICE SQUAD

26	Herb Waters	CB	6-0	188	23	R	Miami	FA-16	0/0/0/0
34	Don Jackson	RB	5-10	208	23	R	Nevada	FA-16	0/0/0/0
35	Jermaine Whitehead	S	5-11	195	23	1	Auburn	FA-16	0/0/0/0
40	Joe Kerridge	FB	6-0	245	24	R	Michigan	FA-16	0/0/0/0
54	Carl Bradford	LB	6-1	248	24	2	Arizona State	D4-14	0/0/0/0
62	Lucas Patrick	G	6-3	313	23	R	Duke	FA-16	0/0/0/0
72	Blake Muir	G	6-5	315	25	R	Baylor	FA-16	0/0/0/0
81	Geronimo Allison	WR	6-3	202	22	R	Illinois	FA-16	0/0/0/0
86	Devon Cajuste	TE	6-4	235	23	R	Stanford	FA-16	0/0/0/0
93	Reggie Gilbert	LB	6-3	261	23	R	Arizona	FA-16	0/0/0/0

RESERVE/PHYSICALLY UNABLE TO PERFORM

63	Corey Linsley	C	6-3	301	25	3	Ohio State	D5a-14	0/0/0/0
----	---------------	---	-----	-----	----	---	------------	--------	---------



OFFENSE

WR: 87	Jordy Nelson	17	Davante Adams	83	Jeff Janis
LT: 69	David Bakhtiari	<u>78</u>	<u>Jason Spriggs</u>		
LG: 65	Lane Taylor	67	Don Barclay		
C: 73	JC Tretter	67	Don Barclay		
RG: 70	T.J. Lang	67	Don Barclay		
RT: 75	Bryan Bulaga	<u>68</u>	<u>Kyle Murphy</u>		
TE: 89	Jared Cook	82	Richard Rodgers	80	Justin Perillo
WR: 18	Randall Cobb	88	Ty Montgomery	84	Jared Abbrederis
				<u>11</u>	<u>Trevor Davis</u>
QB: 12	Aaron Rodgers	7	Brett Hundley		
RB: 27	Eddie Lacy	44	James Starks		
FB: 22	Aaron Ripkowski				

DEFENSE

DE: <u>97</u>	<u>Kenny Clark</u>	94	<u>Dean Lowry</u>	64	Mike Pannel
NT: 98	Letroy Guion	99	Christian Ringo		
DT: 76	Mike Daniels	<u>97</u>	<u>Kenny Clark</u>		
LOLB: 53	Nick Perry	56	Julius Peppers	91	Jayrone Elliott
ILB: 47	Jake Ryan	48	Joe Thomas		
ILB: <u>50</u>	<u>Blake Martinez</u>	48	Joe Thomas		
ROLB: 52	Clay Matthews	95	Datone Jones	<u>51</u>	<u>Kyler Fackrell</u>
LCB: 23	Damarious Randall	24	Quinten Rollins	39	Demetri Goodson
RCB: 37	Sam Shields	36	LaDarius Gunter	<u>28</u>	<u>Josh Hawkins</u>
SS: 42	Morgan Burnett	33	Micah Hyde	<u>25</u>	<u>Marwin Evans</u>
FS: 21	Ha Ha Clinton-Dix	32	Chris Banjo	<u>29</u>	<u>Kentrell Brice</u>

SPECIAL TEAMS

K: 2	Mason Crosby	10	Jacob Schum		
P: 10	Jacob Schum	2	Mason Crosby		
H: 10	Jacob Schum	18	Randall Cobb		
PR: 33	Micah Hyde	<u>11</u>	<u>Trevor Davis</u>	84	Jared Abbrederis
KR: 88	Ty Montgomery	84	Jared Abbrederis	33	Micah Hyde
LS: 61	Brett Goode	67	Don Barclay	80	Justin Perillo

Rookies are underlined

COACH LOCATIONS

► **Coaches' Box:** Jeff Blasko (coaching administrator), Dom Capers (defensive coordinator), Tom Clements (associate head coach/offense), Ejiro Evero (defensive quality control), Scott McCurley (assistant linebackers), David Raih (assistant offensive line), Joe Whitt Jr. (secondary - cornerbacks).

► **Sideline:** Brian Angelichio (tight ends), Edgar Bennett (offensive coordinator), James Campen (offensive line), Luke Getsy (wide receivers), Jerry Montgomery (defensive front assistant), Winston Moss (associate head coach/linebackers), Darren Perry (secondary - safeties), Jason Simmons (assistant special teams), Ben Sirmans (running backs), Mike Trgovac (defensive line), Alex Van Pelt (quarterbacks), Ron Zook (special teams coordinator).



ROSTER BY POSITION

QUARTERBACK (2)

Brett Hundley
Aaron Rodgers

FULLBACK (1)

Aaron Ripkowski

RUNNING BACK (2)

Eddie Lacy
James Starks

WIDE RECEIVER (7)

Jared Abbrederis
Davante Adams
Randall Cobb
Trevor Davis
Jeff Janis
Ty Montgomery
Jordy Nelson

TIGHT END (3)

Jared Cook
Justin Perillo
Richard Rodgers

OFFENSIVE LINE (8)

David Bakhtiari
Don Barclay
Bryan Bulaga
T.J. Lang
Kyle Murphy
Jason Spriggs
Lane Taylor
JC Tretter

DEFENSIVE LINE (7)

Kenny Clark
Mike Daniels
Letroy Guion
Datone Jones (also LB)
Dean Lowry
Mike Pennel
Christian Ringo

LINEBACKER (8)

Jayrone Elliott
Kyler Fackrell
Blake Martinez
Clay Matthews
Julius Peppers
Nick Perry
Jake Ryan
Joe Thomas

CORNERBACK (6)

Demetri Goodson
LaDarius Gunter
Josh Hawkins
Damarious Randall
Quinten Rollins
Sam Shields

SAFETY (6)

Chris Banjo
Kentrell Brice
Morgan Burnett
Ha Ha Clinton-Dix
Marwin Evans
Micah Hyde (also CB)

SPECIALIST (3)

Mason Crosby
Brett Goode
Jacob Schum

Rookies are underlined

PRONUNCIATION GUIDE

PLAYERS

Jared Abbrederis	ab-bruh-DAIR-is	Justin Perillo	puh-RILL-oh
David Bakhtiari	bock-tee-R-ee	Damarious Randall	duh-MAIR-ee-us
Don BarclayBAR-clay	Jacob Schum	SHUMM
Kentrell Brice	ken-TRELL		
Bryan Bulaga	buh-LAH-guh		
Devon Cajuste	DEV-un kuh-JOOST		
Jayrone Elliott	jay-RONE		
Kyler Fackrell	FAK-rull		
Brett Goode	GEWD		
Letroy Guion	GUY-on		
LaDarius Gunterluh-DAIR-ee-us		
Datone Jones	DAY-tone		
Mike Pennel	puh-NELL		

COACHES

Brian Angelichio	an-juh-LEEK-o
James Campen	KAMP-en
Tom Clements	KLEMM-ints
Ejoro Evero	e-JEE-row EV-uh-row
Mark Lovat	luh-VOTT
David RaihRYE
Mike Trgovac	TER-guh-vac



HOW THE PACKERS WERE BUILT

Year	Record	Draft (36)	Waivers (1)	Free Agents (16)
2005	4-12	QB Aaron Rodgers D1		
2007	13-3	K Mason Crosby D6c		
2008	6-10	WR Jordy Nelson D2a		LS Brett Goode
2009	11-5	LB Clay Matthews D1b G T.J. Lang D4		
2010	10-6	T Bryan Bulaga D1 S Morgan Burnett D3 RB James Starks D6		CB Sam Shields
2011	15-1	WR Randall Cobb D2		
2012	11-5	LB Nick Perry D1 DT Mike Daniels D4a		T/G Don Barclay
2013	8-7-1	DE/LB Datone Jones D1 RB Eddie Lacy D2 T David Bakhtiari D4a C/G JC Tretter D4b DB Micah Hyde D5a		S Chris Banjo G Lane Taylor
2014	12-4	S Ha Ha Clinton-Dix D1 WR Davante Adams D2 TE Richard Rodgers D3b WR Jared Abbrederis D5b CB Demetri Goodson D6 WR Jeff Janis D7		LB Jayrone Elliott DT Letroy Guion DT Mike Pennel LB Julius Peppers TE Justin Perillo
2015	10-6	CB Damarious Randall D1 CB Quinten Rollins D2 WR Ty Montgomery D3 LB Jake Ryan D4 QB Brett Hundley D5 FB Aaron Ripkowski D6a DT Christian Ringo D6b		CB LaDarius Gunter LB Joe Thomas (PS-Dal.)
2016	3-2	DT Kenny Clark D1 T Jason Spriggs D2 LB Kyler Fackrell D3 LB Blake Martinez D4a DE Dean Lowry D4b WR Trevor Davis D5 T Kyle Murphy D6	P Jacob Shum (T.B.)	S Kentrell Brice TE Jared Cook S Marwin Evans CB Josh Hawkins

INDIVIDUAL STATISTICS, OFFENSE

RUSHING

		E.Lacy										J.Starks										A.Rodgers																								
		First Half					Second Half					First Half					Second Half					First Half					Second Half																			
		No	Yds	Avg	Lg	TD	No	Yds	Avg	Lg	TD	No	Yds	Avg	Lg	TD	No	Yds	Avg	Lg	TD	No	Yds	Avg	Lg	TD	No	Yds	Avg	Lg	TD	No	Yds	Avg	Lg	TD										
9/11	at Jax	7	20	2.9	9	0	7	41	5.9	28	0	2	6	3.0	4	0	2	1	0.5	1	0	1	6	6.0	6t	1	3	10	3.3	8	0	0	0	--	--	0	3	29	9.7	10t	1					
9/18	at Min	6	16	2.7	5	0	6	34	5.7	13	0	1	2	2.0	2	0	6	1	0.2	5	0	0	0	--	--	0	5	22	4.4	14	0	0	0	--	--	0	5	22	4.4	14	0					
9/25	Det	6	42	7.0	25	0	11	61	5.5	14	0	0	0	--	--	0	1	-1	-1.0	-1	0	0	0	--	--	0	2	18	9.0	11	0	3	-3	-1.0	-1	0	0	0	--	--	0	3	-3	-1.0	-1	0
10/9	NYG	9	77	8.6	31	0	2	4	2.0	2	0	3	17	5.7	8	0	9	16	1.8	10	0	2	18	9.0	11	0	1	9	9.0	9	0	2	-2	-1.0	1	0	0	0	--	--	0	2	-2	-1.0	1	0
10/16	Dal	7	45	6.4	25	0	10	20	2.0	5	0	(Inactive)										1	9	9.0	9	0	2	-2	-1.0	1	0	0	0	--	--	0	2	-2	-1.0	1	0					
10/20	Chi																																													
10/30	at Atl																																													
11/6	Ind																																													
11/13	at Ten																																													
11/20	at Was																																													
11/28	at Phi																																													
12/4	Hou																																													
12/11	Sea																																													
12/18	at Chi																																													
12/24	Min																																													
1/1	at Det																																													
SEASON		35	200	5.7	31	0	36	160	4.4	28	0	6	25	4.2	8	0	18	17	0.9	10	0	4	33	8.3	11	1	16	56	3.5	14	1															

PASSING

		A.Rodgers																	
		First Half					Second Half												
		Att	Com	Pct	Yds	Sk/Yd	TD	Lg	Int	Rtng	Att	Com	Pct	Yds	Sk/Yd	TD	Lg	Int	Rtng
9/11	at Jax	18	11	61.1	114	0/0	2	29t	0	116.4	16	9	56.3	85	1/0	0	32	0	71.1
9/18	at Min	15	8	53.3	59	1/13	1	21	0	85.1	21	12	57.1	154	4/20	0	39	1	60.4
9/25	Det	18	12	66.7	174	1/4	4	49	0	137.5	6	3	50.0	31	1/0	0	13	0	65.3
10/9	NYG	28	13	46.4	134	0/0	2	29t	2	54.8	17	10	58.8	125	0/0	0	21	0	81.7
10/16	Dal	22	15	68.2	135	0/0	0	22	0	84.5	20	16	80.0	159	1/0	1	25	1	95.6
10/20	Chi																		
10/30	at Atl																		
11/6	Ind																		
11/13	at Ten																		
11/20	at Was																		
11/28	at Phi																		
12/4	Hou																		
12/11	Sea																		
12/18	at Chi																		
12/24	Min																		
1/1	at Det																		
SEASON		101	59	58.4	616	2/17	9	49	2	97.6	80	50	62.5	554	7/20	1	39	2	76.8

PASSING

		B.Hundley																	
		First Half					Second Half												
		Att	Com	Pct	Yds	Sk/Yd	TD	Lg	Int	Rtng	Att	Com	Pct	Yds	Sk/Yd	TD	Lg	Int	Rtng
9/11	at Jax																		
9/18	at Min																		
9/25	Det																		
10/9	NYG																		
10/16	Dal																		
10/20	Chi																		
10/30	at Atl																		
11/6	Ind																		
11/13	at Ten																		
11/20	at Was																		
11/28	at Phi																		
12/4	Hou																		
12/11	Sea																		
12/18	at Chi																		
12/24	Min																		
1/1	at Det																		
SEASON		0	0	--	0	0/0	0	--	0	--	0	0	--	0	0/0	0	--	0	--

INDIVIDUAL STATISTICS, OFFENSE

RECEIVING J.Nelson

			First Half					Second Half					First Half					Second Half					First Half					Second Half				
			No	Yds	Avg	Lg	TD	No	Yds	Avg	Lg	TD	No	Yds	Avg	Lg	TD	No	Yds	Avg	Lg	TD	No	Yds	Avg	Lg	TD	No	Yds	Avg	Lg	TD
			9/11	at	Jax	3	20	6.7	8	1	3	12	4.0	8	0	3	21	7.0	10	0	3	36	12.0	32	0	3	50	16.7	29t	1	0	0
9/18	at	Min	3	28	9.3	21	1	2	45	22.5	39	0	4	28	7.0	9	0	1	14	14.0	14	0	1	3	3.0	3	0	2	23	11.5	13	0
9/25		Det	6	101	16.8	49	2	0	0	--	--	0	1	33	33.0	33	0	0	0	--	--	0	1	14	14.0	14t	1	1	9	9.0	9	0
10/9		NYG	2	9	4.5	7	1	2	29	14.5	17	0	6	57	9.5	17	0	3	51	17.0	21	0	3	55	18.3	29t	1	2	30	15.0	20	0
10/16		Dal	2	22	11.0	18	0	3	46	15.3	25	0	4	26	6.5	17	0	3	27	9.0	13	1	1	22	22.0	22	0	1	12	12.0	12	0
10/20		Chi																														
10/30	at	Atl																														
11/6		Ind																														
11/13	at	Ten																														
11/20	at	Was																														
11/28	at	Phi																														
12/4		Hou																														
12/11		Sea																														
12/18	at	Chi																														
12/24		Min																														
1/1	at	Det																														
SEASON			16	180	11.3	49	5	10	132	13.2	39	0	18	165	9.2	33	0	10	128	12.8	32	1	9	144	16.0	29t	3	6	74	12.3	20	0

RECEIVING J.Abbrederis

			First Half					Second Half					First Half					Second Half					First Half					Second Half									
			No	Yds	Avg	Lg	TD	No	Yds	Avg	Lg	TD	No	Yds	Avg	Lg	TD	No	Yds	Avg	Lg	TD	No	Yds	Avg	Lg	TD	No	Yds	Avg	Lg	TD					
			9/11	at	Jax	0	0	--	--	0	1	8	8.0	8	0	0	0	--	--	0	1	7	7.0	7	0	0	0	--	--	0	0	0	--	--	0	1	22
9/18	at	Min	0	0	--	--	0	0	0	--	--	0	0	0	--	--	0	4	31	7.8	14	0	0	0	--	--	0	2	25	12.5	15	0					
9/25		Det	0	0	--	--	0	0	0	--	--	0	1	15	15.0	15	0	0	0	--	--	0	2	9	4.5	7	1	0	0	--	--	0					
10/9		NYG	0	0	--	--	0	0	0	--	--	0											1	6	6.0	6	0	0	0	--	--	0					
10/16		Dal	0	0	--	--	0	0	0	--	--	0											1	12	12.0	12	0	1	3	3.0	3	0					
10/20		Chi																																			
10/30	at	Atl																																			
11/6		Ind																																			
11/13	at	Ten																																			
11/20	at	Was																																			
11/28	at	Phi																																			
12/4		Hou																																			
12/11		Sea																																			
12/18	at	Chi																																			
12/24		Min																																			
1/1	at	Det																																			
SEASON			0	0	--	--	0	1	8	8.0	8	0	1	15	15.0	15	0	5	38	7.6	14	0	4	27	6.8	12	1	4	50	12.5	22	0					

RECEIVING E.Lacy

			First Half					Second Half					First Half					Second Half					First Half					Second Half									
			No	Yds	Avg	Lg	TD	No	Yds	Avg	Lg	TD	No	Yds	Avg	Lg	TD	No	Yds	Avg	Lg	TD	No	Yds	Avg	Lg	TD	No	Yds	Avg	Lg	TD					
			9/11	at	Jax	1	17	17.0	17	0	0	0	--	--	0	1	6	6.0	6	0	0	0	--	--	0	0	0	--	--	0	0	0	--	--	0	0	0
9/18	at	Min	0	0	--	--	0	0	0	--	--	0	0	0	--	--	0	1	16	16.0	16	0	0	0	--	--	0	0	0	--	--	0	0	0	--	--	0
9/25		Det	1	2	2.0	2	0	0	0	--	--	0	0	0	--	--	0	1	9	9.0	9	0	0	0	--	--	0	0	0	--	--	0	0	0	--	--	0
10/9		NYG	0	0	--	--	0	1	3	3.0	3	0	1	7	7.0	7	0	0	2	12	6.0	9	0	0	0	--	--	0	0	0	--	--	0				
10/16		Dal	1	6	6.0	6	0	0	0	--	--	0											5	43	8.6	15	0	5	55	11.0	15	0					
10/20		Chi																																			
10/30	at	Atl																																			
11/6		Ind																																			
11/13	at	Ten																																			
11/20	at	Was																																			
11/28	at	Phi																																			
12/4		Hou																																			
12/11		Sea																																			
12/18	at	Chi																																			
12/24		Min																																			
1/1	at	Det																																			
SEASON			3	25	8.3	17	0	1	3	3.0	3	0	2	13	6.5	7	0	4	37	9.3	16	0	5	43	8.6	15	0	5	55	11.0	15	0					

INDIVIDUAL STATISTICS, DEFENSE

		C.Banjo					K.Brice					M.Burnett					K.Clark					H.Clinton-Dix					M.Daniels				
DATE	TEAM	UT	A	Sk	Int	PD	UT	A	Sk	Int	PD	UT	A	Sk	Int	PD	UT	A	Sk	Int	PD	UT	A	Sk	Int	PD	UT	A	Sk	Int	PD
9/11	at Jax			(Inactive)			0	0	0-0	0-0	0	9	0	1-8	0-0	0	0	1	0-0	0-0	0	4	1	0-0	0-0	1	1	1	0-0	0-0	0
9/18	at Min			(Inactive)			0	0	0-0	0-0	0	1	0	0-0	0-0	1	0	3	0-0	0-0	1	3	2	0-0	0-0	0	4	1	1-9	0-0	0
9/25	Det	0	0	0-0	0-0	0	1	0	0-0	0-0	0	(Inactive)					3	2	0-0	0-0	0	6	0	0-0	0-0	0	1	0	0-0	0-0	0
10/9	NYG	0	0	0-0	0-0	0	0	0	0-0	0-0	0	5	0	0-0	0-0	1	1	1	0-0	0-0	0	6	0	0-0	0-0	0	1	1	0-0	0-0	1
10/16	Dal			(Inactive)			1	0	0-0	0-0	0	7	3	0-0	1-0	2	0	0	0-0	0-0	0	6	1	0-0	0-0	0	1	0	0-0	0-0	0
10/20	Chi																														
10/30	at Atl																														
11/6	Ind																														
11/13	at Ten																														
11/20	at Was																														
11/28	at Phi																														
12/4	Hou																														
12/11	Sea																														
12/18	at Chi																														
12/24	Min																														
1/1	at Det																														
SEASON		0	0	0-0	0-0	0	2	0	0-0	0-0	0	22	3	1-8	1-0	4	4	7	0-0	0-0	1	25	4	0-0	0-0	1	8	3	1-9	0-0	1
CAREER		16	3	0-0	0-0	2	2	0	0-0	0-0	0	445	144	55-49	8-33	53	4	7	0-0	0-0	1	195	46	4-14	3-11	16	123	79	19-130.5	1-6	4

		J.Elliott					M.Evans					K.Fackrell					D.Goodson					L.Guion					L.Gunter				
DATE	TEAM	UT	A	Sk	Int	PD	UT	A	Sk	Int	PD	UT	A	Sk	Int	PD	UT	A	Sk	Int	PD	UT	A	Sk	Int	PD	UT	A	Sk	Int	PD
9/11	at Jax			(Inactive)			0	0	0-0	0-0	0	0	0	0-0	0-0	0	(Reserve/Suspended)					2	2	0-0	0-0	0	1	1	0-0	0-0	0
9/18	at Min			(Inactive)			0	0	0-0	0-0	0	1	0	0-0	0-0	0	(Reserve/Suspended)					2	0	0-0	0-0	0	5	0	0-0	0-0	0
9/25	Det	2	0	0-0	0-0	0	0	0	0-0	0-0	0	1	0	1-9	0-0	0	(Reserve/Suspended)					(Inactive)					3	0	0-0	0-0	1
10/9	NYG	0	0	0-0	0-0	0	0	0	0-0	0-0	0	3	0	1-6	0-0	0	(Reserve/Suspended)					0	2	0-0	0-0	1	0	1	0-0	0-0	1
10/16	Dal	0	2	0-0	0-0	0	0	0	0-0	0-0	0	0	0	0-0	0-0	0	2	0	0-0	0-0	0	2	0	0-0	0-0	0	2	1	0-0	0-0	0
10/20	Chi																														
10/30	at Atl																														
11/6	Ind																														
11/13	at Ten																														
11/20	at Was																														
11/28	at Phi																														
12/4	Hou																														
12/11	Sea																														
12/18	at Chi																														
12/24	Min																														
1/1	at Det																														
SEASON		2	2	0-0	0-0	0	0	0	0-0	0-0	0	5	0	2-15	0-0	0	2	0	0-0	0-0	0	6	4	0-0	0-0	1	11	3	0-0	0-0	2
CAREER		19	5	3-24	1-0	2	0	0	0-0	0-0	0	5	0	2-15	0-0	0	6	1	0-0	0-0	1	116	126	8.5-47	0-0	5	11	3	0-0	0-0	2

		J.Hawkins					M.Hyde					D.Jones					D.Lowry					B.Martinez					C.Matthews				
DATE	TEAM	UT	A	Sk	Int	PD	UT	A	Sk	Int	PD	UT	A	Sk	Int	PD	UT	A	Sk	Int	PD	UT	A	Sk	Int	PD	UT	A	Sk	Int	PD
9/11	at Jax			(Inactive)			1	0	0-0	0-0	0	0	0	0-0	0-0	0	0	0	0-0	0-0	0	5	4	0-0	0-0	0	3	1	1-10	0-0	0
9/18	at Min			(Inactive)			1	2	0-0	0-0	0	2	1	0-0	0-0	0	0	0	0-0	0-0	0	5	1	0-0	0-0	1	3	0	1-7	0-0	0
9/25	Det	0	0	0-0	0-0	1	10	0	0-0	0-0	1	(Inactive)					2	0	0-0	0-0	0	5	0	0-0	0-0	0	(Inactive)				
10/9	NYG	0	0	0-0	0-0	0	7	3	1-6	0-0	0	1	1	0-0	0-0	0	0	1	0-0	0-0	0	2	1	0-0	0-0	0	3	0	1-3	0-0	0
10/16	Dal	0	0	0-0	0-0	0	3	0	0-0	0-0	0	4	0	0-0	0-0	0	0	0	0-0	0-0	0	4	4	0-0	0-0	0	2	0	0-0	0-0	0
10/20	Chi																														
10/30	at Atl																														
11/6	Ind																														
11/13	at Ten																														
11/20	at Was																														
11/28	at Phi																														
12/4	Hou																														
12/11	Sea																														
12/18	at Chi																														
12/24	Min																														
1/1	at Det																														
SEASON		0	0	0-0	0-0	1	22	5	1-6	0-0	1	7	2	0-0	0-0	0	2	1	0-0	0-0	0	21	10	0-0	0-0	1	11	1	3-20	0-0	0
CAREER		0	0	0-0	0-0	1	152	36	4-26	5-45	24	49	34	8-55	1-18	5	2	1	0-0	0-0	0	21	10	0-0	0-0	1	341	144	70.5-438	6-191	35

INDIVIDUAL STATISTICS, DEFENSE

	M.Pennel					J.Peppers					N.Perry					B.Price					D.Randall					C.Ringo						
	UT	A	Sk	Int	PD	UT	A	Sk	Int	PD	UT	A	Sk	Int	PD	UT	A	Sk	Int	PD	UT	A	Sk	Int	PD	UT	A	Sk	Int	PD		
9/11	at	Jax	(Reserve/Suspended)			0	1	0-0	0-0	0	3	0	1-2	0-0	0						5	2	0-0	0-0	2	1	0	0-0	0-0	0		
9/18	at	Min	(Reserve/Suspended)			2	0	1.5-11.5	0-0	0	1	4	0.5-4.5	0-0	0						2	0	0-0	0-0	0	0	0	0-0	0-0	0		
9/25		Det	(Reserve/Suspended)			1	1	0-0	0-0	0	8	1	2-8	0-0	1	0	0	0-0	0-0	0	2	0	0-0	1-44	1	0	3	0-0	0-0	0		
10/9		NYG	(Reserve/Suspended)			1	0	0-0	0-0	1	3	1	1-6	0-0	0																	
10/16		Dal	3 0 0-0 0-0 0			1	0	1-4	0-0	0	4	1	0-0	0-0	0						2	0	0-0	0-0	0							
10/20		Chi																														
10/30	at	Atl																														
11/6		Ind																														
11/13	at	Ten																														
11/20	at	Was																														
11/28	at	Phi																														
12/4		Hou																														
12/11		Sea																														
12/18	at	Chi																														
12/24		Min																														
1/1	at	Det																														
SEASON			3	0	0-0	0-0	0	5	2	2.5-15.5	0-0	1	19	7	4.5-20.5	0-0	1	0	0	0-0	0-0	0	12	2	0-0	1-44	3	1	3	0-0	0-0	0
CAREER			32	24	1-0	0-0	0	583	231	138.5-841.5	11-293	64	103	53	17-120	0-0	5	0	0	0-0	0-0	0	62	11	0-0	4-91	19	1	3	0-0	0-0	0

	Q.Rollins					J.Ryan					S.Shields					J.Thomas						
	UT	A	Sk	Int	PD	UT	A	Sk	Int	PD	UT	A	Sk	Int	PD	UT	A	Sk	Int	PD		
9/11	at	Jax	1 1 0-0 0-0 2			4	4	0-0	0-0	1	4	1	0-0	0-0	0	2	1	0-0	1-9	1		
9/18	at	Min	0 1 0-0 0-0 0			6	3	0-0	0-0	1			(Inactive)			5	0	0-0	0-0	0		
9/25		Det	0 1 0-0 0-0 0			5	3	0-0	0-0	0			(Inactive)			3	0	0-0	0-0	2		
10/9		NYG	3 1 0-0 0-0 2			5	1	0-0	0-0	0			(Inactive)			1	1	0-0	0-0	1		
10/16		Dal	(Inactive)			1	3	0-0	0-0	0			(Inactive)			0	1	0-0	0-0	0		
10/20		Chi																				
10/30	at	Atl																				
11/6		Ind																				
11/13	at	Ten																				
11/20	at	Was																				
11/28	at	Phi																				
12/4		Hou																				
12/11		Sea																				
12/18	at	Chi																				
12/24		Min																				
1/1	at	Det																				
SEASON			4	4	0-0	0-0	4	21	14	0-0	0-0	2	4	1	0-0	0-0	0	11	3	0-0	1-9	4
CAREER			29	14	1-11	2-48	13	53	29	0-0	0-0	2	209	47	1-8	18-180	90	27	11	1-2	1-9	6

DEFENSIVE FUMBLE STATISTICS

FORCED FUMBLES (4)

H.Clinton-Dix - (1) at Jacksonville, Sept. 11 (A.Robinson)
 L.Gunter - (1) at Minnesota, Sept. 18 (A.Thielen)
 K.Fackrell - (1) vs. N.Y. Giants, Oct. 9 (E.Manning)
 J.Peppers - (1) vs. Dallas, Oct. 16 (D.Prescott)

FUMBLE RECOVERIES (2)

K.Clark - (1) vs. N.Y. Giants, Oct. 9 (E.Manning)
 J.Thomas - (1) vs. Dallas, Oct. 16 (D.Prescott)

INDIVIDUAL STATISTICS, DEFENSE

QUARTERBACK SACKS (16-104)

9/11	at	Jacksonville:	(3-20)	M.Burnett 1-8, C.Matthews 1-10, N.Perry 1-2.
9/18	at	Minnesota:	(4-32)	J.Peppers 1.5-11.5, M.Daniels 1-9, C.Matthews 1-7, N.Perry 0.5-4.5.
9/25		Detroit:	(3-17)	N.Perry 2-8, K.Fackrell 1-9.
10/9		N.Y. Giants:	(4-21)	K.Fackrell 1-6, M.Hyde 1-6, C.Matthews 1-3, N.Perry 1-6.
10/16		Dallas:	(2-14)	J.Peppers 1-4, Team 1-10.
10/20		Chicago:		
10/30	at	Atlanta:		
11/6		Indianapolis:		
11/13	at	Tennessee:		
11/20	at	Washington:		
11/28	at	Philadelphia:		
12/4		Houston:		
12/11		Seattle:		
12/18	at	Chicago:		
12/24		Minnesota:		
1/1	at	Detroit:		

SEASON TOTALS: (16-104) N.Perry 4.5-20.5, C.Matthews 3-20, J.Peppers 2.5-15.5, K.Fackrell 2-15, M.Burnett 1-8, M.Daniels 1-9, M.Hyde 1-6, Team 1-10.

QUARTERBACK HITS (31)

9/11	at	Jacksonville:	(7)	N.Perry 4, M.Daniels 1, D.Jones 1, C.Matthews 1.
9/18	at	Minnesota:	(12)	M.Daniels 4, J.Peppers 4, C.Matthews 2, N.Perry 2.
9/25		Detroit:	(4)	M.Daniels 2, M.Hyde 1, N.Perry 1.
10/9		N.Y. Giants:	(7)	C.Matthews 3, N.Perry 3, K.Fackrell 1.
10/16		Dallas:	(1)	L.Guion.
10/20		Chicago:		
10/30	at	Atlanta:		
11/6		Indianapolis:		
11/13	at	Tennessee:		
11/20	at	Washington:		
11/28	at	Philadelphia:		
12/4		Houston:		
12/11		Seattle:		
12/18	at	Chicago:		
12/24		Minnesota:		
1/1	at	Detroit:		

SEASON TOTALS: (31) N.Perry 10, M.Daniels 7, C.Matthews 6, J.Peppers 4, K.Fackrell 1, L.Guion 1, M.Hyde 1, D.Jones 1.

PASSES DEFENSED (28)

9/11	at	Jacksonville:	(7)	D.Randall 2, Q.Rollins 2, H.Clinton-Dix 1, J.Ryan 1, J.Thomas 1.
9/18	at	Minnesota:	(4)	M.Burnett 1, K.Clark 1, B.Martinez 1, J.Ryan 1.
9/25		Detroit:	(7)	J.Thomas 2, L.Gunter 1, J.Hawkins 1, M.Hyde 1, N.Perry 1, D.Randall 1.
10/9		N.Y. Giants:	(8)	Q.Rollins 2, M.Burnett 1, M.Daniels 1, L.Guion 1, L.Gunter 1, J.Peppers 1, J.Thomas 1.
10/16		Dallas:	(2)	M.Burnett.
10/20		Chicago:		
10/30	at	Atlanta:		
11/6		Indianapolis:		
11/13	at	Tennessee:		
11/20	at	Washington:		
11/28	at	Philadelphia:		
12/4		Houston:		
12/11		Seattle:		
12/18	at	Chicago:		
12/24		Minnesota:		
1/1	at	Detroit:		

SEASON TOTALS: (28) M.Burnett 4, Q.Rollins 4, D.Randall 3, J.Thomas 3, L.Gunter 2, J.Ryan 2, K.Clark 1, H.Clinton-Dix 1, M.Daniels 1, L.Guion 1, J.Hawkins 1, M.Hyde 1, B.Martinez 1, J.Peppers 1, N.Perry 1, J.Thomas 1.

INDIVIDUAL STATISTICS, SPECIAL TEAMS

PUNTING

		J.Schum							
		No	Yds	Avg	TB	In20	Lg	Bk	Net
9/11	at Jax	4	184	46.0	0	0	56	0	42.5
9/18	at Min	5	193	38.6	0	1	44	0	38.6
9/25	Det	2	83	41.5	0	1	43	0	33.5
10/9	NYG	4	146	36.5	0	0	42	0	35.0
10/16	Dal	1	47	47.0	0	1	47	0	47.0
10/20	Chi								
10/30	at Atl								
11/6	Ind								
11/13	at Ten								
11/20	at Was								
11/28	at Phi								
12/4	Hou								
12/11	Sea								
12/18	at Chi								
12/24	Min								
1/1	at Det								
SEASON		16	653	40.8	0	3	56	0	38.6
CAREER		72	3001	41.7	4	18	60	0	38.1

KICKING

		M.Crosby			Kickoffs			
		FG	PAT	Pts	No. Ret	TB	Pct	OB
9/11	at Jax	2/2	3/3	9	2	4	66.7	0
9/18	at Min	0/0	2/2	2	2	1	33.3	0
9/25	Det	2/2	4/4	10	4	3	42.9	0
10/9	NYG	3/3	2/2	11	4	1	20.0	0
10/16	Dal	3/3	1/1	10	1	3	75.0	0
10/20	Chi							
10/30	at Atl							
11/6	Ind							
11/13	at Ten							
11/20	at Was							
11/28	at Phi							
12/4	Hou							
12/11	Sea							
12/18	at Chi							
12/24	Min							
1/1	at Det							
SEASON		10/10	12/12	42	13	12	48.0	0
CAREER		246/306	449/453	1187	554	238	29.6	15

ADDITIONAL KICKOFFS:

ON-SIDE KICK RECOVERIES

OWN KICKS (0/1)

Failed - J.Witten vs. Dal (Oct. 16).

OPPONENT KICKS (0/0)

BLOCKED KICKS

PACKERS (0)

BLOCKED PUNTS

OPPONENTS (0)

KICKOFF

		T.Montgomery					J.Janis				
		No	Yds	Avg	Lg	TD	No	Yds	Avg	Lg	TD
9/11	at Jax	1	14	14.0	14	0	0	0	--	--	0
9/18	at Min	1	21	21.0	21	0	0	0	--	--	0
9/25	Det	1	24	24.0	24	0	0	0	--	--	0
10/9	NYG	1	24	24.0	24	0	1	18	18.0	18	0
10/16	Dal	2	64	32.0	40	0	0	0	--	--	0
10/20	Chi										
10/30	at Atl										
11/6	Ind										
11/13	at Ten										
11/20	at Was										
11/28	at Phi										
12/4	Hou										
12/11	Sea										
12/18	at Chi										
12/24	Min										
1/1	at Det										
SEASON		6	147	24.5	40	0	1	18	18.0	18	0
CAREER		13	365	28.1	46	0	15	424	28.3	70	0

ADDITIONAL KICKOFF RETURNS:

PUNT RETURNS

		M.Hyde					T.Davis						
		No	Yds	Avg	FC	Lg	TD	No	Yds	Avg	FC	Lg	TD
9/11	at Jax	0	0	--	0	--	0			(Inactive)			
9/18	at Min	0	0	--	4	--	0	0	0	--	1	--	0
9/25	Det	0	0	--	0	--	0	1	1	1.0	1	1	0
10/9	NYG	0	0	--	0	--	0	1	3	3.0	2	3	0
10/16	Dal	0	0	--	0	--	0	1	25	25.0	1	25	0
10/20	Chi												
10/30	at Atl												
11/6	Ind												
11/13	at Ten												
11/20	at Was												
11/28	at Phi												
12/4	Hou												
12/11	Sea												
12/18	at Chi												
12/24	Min												
1/1	at Det												
SEASON		0	0	--	4	--	0	3	29	9.7	5	25	0
CAREER		65	674	10.4	38	93t	3	3	29	9.7	5	25	0

ADDITIONAL PUNT RETURNS: D.Randall 1-2 at Min (Sept. 18).

SPECIAL TEAMS FUMBLE STATISTICS

FORCED FUMBLES (0)

FUMBLE RECOVERIES (0)

BLOCKED FIELD GOALS

BLOCKED PATs

DRIVE STATISTICS

PACKERS SCORING DRIVES (game-by-game)

Date	Opponent	Plays	Yards	Time	Result	Qtr	Scoring Play	Quarterback
9/11	at Jacksonville	6	29	3:05	TD	1	A.Rodgers 6 run	A.Rodgers
9/11	at Jacksonville	9	75	4:43	TD	2	A.Rodgers 6 pass to J.Nelson	A.Rodgers
9/11	at Jacksonville	5	75	0:56	TD	2	A.Rodgers 29 pass to D.Adams	A.Rodgers
9/11	at Jacksonville	13	68	4:48	FG	3	M.Crosby 25 field goal	A.Rodgers
9/11	at Jacksonville	16	73	9:14	FG	4	M.Crosby 20 field goal	A.Rodgers
9/18	at Minnesota	5	52	3:08	TD	1	A.Rodgers 1 pass to J.Nelson	A.Rodgers
9/18	at Minnesota	10	75	4:30	TD	4	A.Rodgers 10 run	A.Rodgers
9/25	vs. Detroit	8	75	3:38	TD	1	A.Rodgers 14 pass to D.Adams	A.Rodgers
9/25	vs. Detroit	4	60	1:44	TD	1	A.Rodgers 8 pass to J.Nelson	A.Rodgers
9/25	vs. Detroit	2	67	0:47	TD	2	A.Rodgers 2 pass to R.Rodgers	A.Rodgers
9/25	vs. Detroit	4	7	0:59	FG	2	M.Crosby 36 field goal	A.Rodgers
9/25	vs. Detroit	7	67	3:53	TD	2	A.Rodgers 17 pass to J.Nelson	A.Rodgers
9/25	vs. Detroit	9	47	5:09	FG	3	M.Crosby 46 field goal	A.Rodgers
10/9	vs. N.Y. Giants	16	75	8:42	TD	1	A.Rodgers 2 pass to J.Nelson	A.Rodgers
10/9	vs. N.Y. Giants	5	80	2:20	TD	2	A.Rodgers 29 pass to D.Adams	A.Rodgers
10/9	vs. N.Y. Giants	4	5	1:15	FG	2	M.Crosby 44 field goal	A.Rodgers
10/9	vs. N.Y. Giants	9	65	4:46	FG	4	M.Crosby 33 field goal	A.Rodgers
10/9	vs. N.Y. Giants	13	73	6:22	FG	4	M.Crosby 25 field goal	A.Rodgers
10/16	vs. Dallas	9	56	4:52	FG	1	M.Crosby 37 field goal	A.Rodgers
10/16	vs. Dallas	9	45	4:08	FG	2	M.Crosby 43 field goal	A.Rodgers
10/16	vs. Dallas	4	0	0:32	FG	4	M.Crosby 34 field goal	A.Rodgers
10/16	vs. Dallas	9	75	3:33	TD	4	A.Rodgers 6 pass to R.Cobb	A.Rodgers

Scoring-Drive Length, Regular Season

Length (minus)	Packers		Opponent	
	TD	FG	TD	FG
0—9	0	0	0	0
10—19	0	0	0	1
20—29	1	0	0	1
30—39	0	0	0	1
40—49	0	2	1	4
50—59	1	1	1	5
60—69	3	2	2	0
70—79	6	2	5	0
80—89	1	0	1	0
90—99	0	0	1	0
SEASON	12	10	11	12

Possessions at a glance

Reg. Season	No.	Avg. Snaps	*3-Plays & Out	Snaps/TD
Packers	55	5.8	13	26.5
Opponent	52	5.9	8	28.0

*—less if turnover, no first downs or score

Game-Opening Drives

Game		Packers			Opponent		
		Pts	FD	Yds	Pts	FD	Yds
9/11	at Jax	7	2	29	0	1	13
9/18	at Min	0	0	3	0	1	17
9/25	Det	7	3	75	3	4	52
10/9	NYG	7	6	75	0	1	18
10/16	Dal	3	4	56	7	5	75
10/20	Chi						
10/30	at Atl						
11/6	Ind						
11/13	at Ten						
11/20	at Was						
11/28	at Phi						
12/4	Hou						
12/11	Sea						
12/18	at Chi						
12/24	Min						
1/1	at Det						
SEASON		24	15	238	10	12	175

Second-Half Opening Drives

Game		Packers			Opponent		
		Pts	FD	Yds	Pts	FD	Yds
9/11	at Jax	3	3	68	3	2	54
9/18	at Min	0	0	9	0	2	26
9/25	Det	3	3	47	7	5	77
10/9	NYG	0	0	5	0	1	14
10/16	Dal	0	2	29	3	2	47
10/20	Chi						
10/30	at Atl						
11/6	Ind						
11/13	at Ten						
11/20	at Was						
11/28	at Phi						
12/4	Hou						
12/11	Sea						
12/18	at Chi						
12/24	Min						
1/1	at Det						
SEASON		6	8	158	13	12	218

DRIVE STATISTICS

YARDS-GAINED ANALYSIS, REGULAR SEASON

	1st Down			2nd Down. . . .			3rd Down. . . .			4th Down. . . .			Season			By Quarter				By Half		
	Att	Yds	Avg	Att	Yds	Avg	Att	Yds	Avg	Att	Yds	Avg	Att	Yds	Avg	1st	2nd	3rd	4th	1st	2nd	OT
Packers	139	593	4.3	107	566	5.3	69	490	7.1	3	10	3.3	318	1659	5.2	417	449	438	355	866	793	0
Opponents	133	800	6.0	100	491	4.9	67	375	5.6	8	29	3.6	308	1695	5.5	276	645	364	410	921	774	0

DRIVE ENGINEERING, REGULAR SEASON

QB	Drives	Drives ended by					BLK	DOWN	TO	SAF	CLK	Points Yielded
	Started	TD	FG	MFG	PUNT							
A.Rodgers	55	12	10	0	16	0	2	9	0	6	114	
Packers	55	12	10	0	16	0	2	9	0	6	114	
Opponents	52	11	12	1	19	0	2	5	0	2	113	

RED-ZONE EFFICIENCY

	Regular Season	
	Packers	Opponent
Times Penetrated Opponent 20	19	13
Total Scores	17	12
Touchdowns.	10	6
Field Goals-Attempts	7-7	5-5
Touchdown Percentage526	.462
Scoring Percentage895	.923
Turnovers	1	0
Downs	1	1
Missed Field Goals	0	0
Time Ran Out	0	0
Ended Not Trying To Score	0	0
Scores From Outside The 20	5	11
Touchdowns.	2	5
Field Goals	3	6

AVERAGE FIELD POSITION

	Regular Season	
	Packers	Opponent
Drives Started	55	52
Average Field Position	GB27	OPP31
Drives Started in Plus Territory.	4	3
Scores	4	2
Touchdowns.	1	1
Field Goals	3	1
Missed Field Goals	0	0
Blocked Field Goals	0	0
Punts	0	0
Turnovers	0	1
Turnover on Downs	0	0
Ran Out Clock.	0	0
Did Not Attempt to Score	0	0
Drives Started Inside Own 20.	14	9

GOAL-TO-GO SITUATIONS, REGULAR SEASON

	Summary								GTG Plays		Pct
	Total	TD	Pct	FG	MFG	TO	CLK	DOWN	Plays	TD	
Packers	8	4	.500	3	0	1	0	0	23	4	.174
Opponents	4	3	.750	1	0	0	0	0	11	3	.273

2016 SUPERLATIVES

LONGEST REGULAR-SEASON RETURNS

Packers

Type	Yards	Opp. Date	Player
Interception	44	vs. Det, Sept. 25	D.Randall
Kickoff	40	vs. Dal, Oct. 16	T.Montgomery
Punt	25	vs. Dal, Oct. 16	T.Davis
Kickoff	24	vs. Det, Sept. 25	T.Montgomery
Kickoff	24	vs. NYG, Oct. 9	T.Montgomery

No. of returns 20-plus yards in length: 7
 No. of returns 40-plus yards in length: 2

Opponent

Type	Yards	Opp. Date	Player
Kickoff	42	vs. NYG, Oct. 9	D.Harris
Kickoff	37	at Min, Sept. 18	C.Patterson
Kickoff	37	vs. NYG, Oct. 9	B.Rainey
Kickoff	35	vs. NYG, Oct. 9	D.Harris
Kickoff	32	at Jax, Sept. 11	C.Grant

No. of returns 20-plus yards in length: 12
 No. of returns 40-plus yards in length: 1

LONGEST REGULAR-SEASON PLAYS FROM SCRIMMAGE

Packers

Yards	Opp.	Play
49	vs. Det	A.Rodgers to J.Nelson
39	at Min	A.Rodgers to J.Nelson
33	vs. Det	A.Rodgers to R.Cobb
32	at Jax	A.Rodgers to R.Cobb
31	vs. NYG	E.Lacy run

Long run:

31	vs. NYG	E.Lacy
28	at Jax	E.Lacy
25	vs. Det	E.Lacy
25	vs. Dal	E.Lacy
14	vs. Det	A.Rodgers

No. plays 20-plus yards: 16
 No. plays 40-plus yards: 1

Opponent

Yards	Opp.	Play
73t	vs. Det	M.Stafford to M.Jones
46	at Min	S.Bradford to S.Diggs
44	at Min	S.Bradford to S.Diggs
42	vs. Dal	D.Prescott to T.Williams
38	at Jax	B.Bortles to A.Hurns

Long run:

29	vs. Dal	E.Elliott
26	vs. Dal	L.Whitehead
25	vs. Dal	E.Elliott
14	vs. NYG	B.Rainey
14	vs. Dal	E.Elliott

No. plays 20-plus yards: 23
 No. plays 40-plus yards: 4

MISCELLANEOUS

WEEKLY INACTIVES

9/11	at Jacksonville:	C.Banjo, J.Callahan, T.Davis, J.Elliott, J.Hawkins, K.Murphy, J.Pressley.
9/18	at Minnesota:	C.Banjo, J.Callahan, J.Elliott, J.Hawkins, K.Murphy, S.Shields.
9/25	Detroit:	M.Burnett, J.Callahan, L.Guion, D.Jones, C.Matthews, K.Murphy, S.Shields.
10/9	N.Y. Giants:	J.Callahan, J.Cook, K.Murphy, B.Price, D.Randall, C.Ringo, S.Shields.
10/16	Dallas:	C.Banjo, J.Cook, K.Murphy, C.Ringo, Q.Rollins, S.Shields, J.Starks.
10/20	Chicago:	
10/30	at Atlanta:	
11/6	Indianapolis:	
11/13	at Tennessee:	
11/20	at Washington:	
11/28	at Philadelphia:	
12/4	Houston:	
12/11	Seattle:	
12/18	at Chicago:	
12/24	Minnesota:	
1/1	at Detroit:	

SEASON TOTALS: K.Murphy (5), J.Callahan (4), S.Shields (4), C.Banjo (3), J.Cook (2), J.Elliott (2), J.Hawkins (2), M.Burnett (1), T.Davis (1), L.Guion (1), D.Jones (1), C.Matthews (1), J.Pressley (1), B.Price (1), D.Randall (1), C.Ringo (2), Q.Rollins (1), J.Starks (1).

TIME SPENT IN THE LEAD

Opponent	In Lead	Packers Trailing
9/11 at Jax.....	38:05	5:39
9/18 at Min.....	10:25	30:27
9/25 Det.....	56:22	0:00
10/9 NYG.....	51:18	0:00
10/16 Dal.....	0:00	55:03
10/20 Chi		
10/30 at Atl		
11/6 Ind		
11/13 at Ten		
11/20 at Was		
11/28 at Phi		
12/4 Hou		
12/11 Sea		
12/18 at Chi		
12/24 Min		
1/1 at Det		
SEASON	2:36:10	1:31:09
SEASON AVG31:14	18:14

NON-OFFENSIVE SCORES

REGULAR SEASON

Packers (0):
 Opponent (0):

TWO-POINT CONVERSIONS

REGULAR SEASON

Packers (0-0):
 Opponent (0-0):

PENALTIES AND REPLAY CHALLENGES

PENALTY STATISTICS

	Regular Season	
	Packers	Opponent
Times Penalized after Offensive Gain	6	4
Gains Wiped Out, Offensive Penalties	11	45
Touchdowns Cost	1	0
Field Goals Cost	0	0
First Downs Lost	3	4
Intentional-Grounding Penalties	0	0
Defensive Pass Interference, Times Flagged	3	6
Yards Given Up	23	183
Defensive 3rd/4th Down Flags (kept drive alive)	2	4
Kick/Punt Return Penalties	3	1
Return Yards Wiped Out	34	10

Touchdowns nullified — GREEN BAY (1): A.Rodgers 21-yard pass to R.Cobb vs. NYG (Oct. 9).

OPPONENTS (0):

2016 REGULAR-SEASON REPLAY CHALLENGES

PACKERS (1/1)

Date	Opp.	Initial Ruling	Ruling
9/11	at Jax	Jacksonville 11 men on field . . .	Penalty on Jax, Defensive 12 On Field, Reversed

OPPONENTS (0/0)

Date	Opp.	Initial Ruling	Ruling
------	------	----------------	--------

REPLAY ASSISTANT (0/3)

Last two minutes of the half, overtime, turnovers and scoring plays

Date	Opp.	Initial Ruling	Ruling
10/9	vs. NYG	E.Manning 8 pass to O.Beckham, touchdown	Upheld
10/16	vs. Dal	D.Prescott 1 pass to C.Beasley, touchdown	Upheld
10/16	vs. Dal	T.Montgomery fumbles, recovered by R.Davis	Upheld

2016 REGULAR-SEASON PENALTIES ACCEPTED (26)

OFFENSE (10)

Delay of Game (2) — A.Rodgers at Jax (Sept. 11), A.Rodgers at Jax (Sept. 11)

Holding (5) — R.Rodgers at Min (Sept. 18), T.Lang at Min (Sept. 18), J.Tretter vs. Det (Sept. 25), B.Bulaga vs. Det (Sept. 25), D.Bakhtiari vs. NYG (Oct. 9)

Pass Interference (2) — D.Adams at Min (Sept. 18), D.Adams vs. NYG (Oct. 9)

Unsportsmanlike Conduct (1) — J.Tretter at Min (Sept. 18)

DEFENSE (11)

Defensive 12 On Field (1) — K.Fackrell vs. Dal (Oct. 16)

Holding (2) — M.Burnett at Jax (Sept. 11), L.Guion vs. Dal (Oct. 16)

Illegal Use of Hands (1) — D.Jones vs. Dal (Oct. 16)

Offside (2) — M.Daniels at Jax (Sept. 11), C.Matthews vs. Dal (Oct. 16)

Pass Interference (3) — M.Burnett at Jax (Sept. 11), D.Randall at Min (Sept. 18), D.Goodson vs. Dal (Oct. 16)

Roughing the Passer (1) — M.Daniels at Min (Sept. 18)

Unsportsmanlike Conduct (1) — N.Perry vs. Det (Sept. 25)

SPECIAL TEAMS (5)

Holding (2) — T.Montgomery vs. NYG (Oct. 9), J.Hawkins vs. NYG (Oct. 9)

Illegal Block Above the Waist (1) — M.Evans vs. Det (Sept. 25)

Offside on Free Kick (1) — K.Brice vs. NYG (Oct. 9)

Unsportsmanlike Conduct (1) — J.Janis vs. NYG (Oct. 9)

TURNOVER STATISTICS AND NOTES

TURNOVER ANALYSIS

	Packers Take			Packers Give			Diff	Cum	NFC Rank	NFL Rank
	Int	Fum	Tot	Int	Fum	Tot				
Jax	1	0	1	0	0	0	+1	+1	4t	5t
Min	0	1	1	1	2	3	-2	-1	11t	19t
DET	1	0	1	0	0	0	+1	0	8t	14t
BYE	-	-	-	-	-	-	-	0	9	17
NYG	0	1	1	2	0	2	-1	-1	9t	18t
DAL	1	1	2	1	3	4	-2	-3	13	24t
CHI										
Atl										
IND										
Ten										
Was										
Phi										
HOU										
SEA										
Chi										
MIN										
Det										
Total	3	3	6	4	5	9				

HOME GAMES UPPERCASED IN BOLD

Regular-Season Takeaway Breakdown

	Packers	Opponent
Total	6	9
Interceptions	3	4
Fumble Rec.	3	5
Muffed Punt Rec.	0	0
Points off Turnovers	19	6
Touchdowns	1	0
Field Goals	4	2
Didn't attempt score	0	0

REGULAR-SEASON TOUCHDOWN RETURNS

Packers (0):
Opponent (0):

2016 RECORD WHEN...

When...	Record	Postseason
+4 turnover margin	0-0	0-0
+3 turnover margin	0-0	0-0
+2 turnover margin	0-0	0-0
+1 turnover margin	2-0	0-0
even turnover margin	0-0	0-0
-1 turnover margin	1-0	0-0
-2 turnover margin	0-1	0-0
-3 turnover margin	0-1	0-0
-4 turnover margin	0-0	0-0
recording 0 takeaways	0-0	0-0
recording 1 takeaway	3-1	0-0
recording 2 takeaways	0-1	0-0
recording 3 takeaways	0-0	0-0
recording 4 takeaways	0-0	0-0
recording 5 takeaways	0-0	0-0
recording 0 giveaways	2-0	0-0
recording 1 giveaway	0-0	0-0
recording 2 giveaways	1-0	0-0
recording 3 giveaways	0-1	0-0
recording 4 giveaways	0-1	0-0
recording 5 giveaways	0-0	0-0
recording 0 interceptions	1-1	0-0
recording 1 interception	2-1	0-0
recording 2 interceptions	0-0	0-0
recording 3 interceptions	0-0	0-0
recording 4 interceptions	0-0	0-0
surrendering 0 interceptions	2-0	0-0
surrendering 1 interception	0-2	0-0
surrendering 2 interceptions	1-0	0-0
surrendering 3 interceptions	0-0	0-0
recovering 0 fumbles	2-0	0-0
recovering 1 fumble	1-2	0-0
recovering 2 fumbles	0-0	0-0
recovering 3 fumbles	0-0	0-0
losing 0 fumbles	3-0	0-0
losing 1 fumble	0-0	0-0
losing 2 fumbles	0-1	0-0
losing 3 fumbles	0-1	0-0

TAKEAWAY SUMMARY (6)

9/11	at Jacksonville:	J.Thomas (interception).
9/18	at Minnesota:	R.Cobb (fumble recovery).
9/25	Detroit:	D.Randall (interception).
10/9	N.Y. Giants:	K.Clark (fumble recovery).
10/16	Dallas:	M.Burnett (interception), J.Thomas (fumble recovery)
10/20	Chicago:	
10/30	at Atlanta:	
11/6	Indianapolis:	
11/13	at Tennessee:	
11/20	at Washington:	
11/28	at Philadelphia:	
12/4	Houston:	
12/11	Seattle:	
12/18	at Chicago:	
12/24	Minnesota:	
1/1	at Detroit:	

SEASON TOTALS: J.Thomas 2 (fumble recovery, interception), M.Burnett 1 (interception), K.Clark 1 (fumble recovery), R.Cobb 1 (fumble recovery), D.Randall 1 (interception).

Note: Only fumbles lost are credited. Fumbles in which the team maintained possession are not included.

GIVEAWAY SUMMARY (9)

9/11	at Jacksonville:	None.
9/18	at Minnesota:	A.Rodgers (fumble, interception), D.Adams (fumble).
9/25	Detroit:	None.
10/9	N.Y. Giants:	A.Rodgers (2 interceptions).
10/16	Dallas:	A.Rodgers (fumble, interception), T.Montgomery (fumble), J.Nelson (fumble).
10/20	Chicago:	
10/30	at Atlanta:	
11/6	Indianapolis:	
11/13	at Tennessee:	
11/20	at Washington:	
11/28	at Philadelphia:	
12/4	Houston:	
12/11	Seattle:	
12/18	at Chicago:	
12/24	Minnesota:	
1/1	at Detroit:	

SEASON TOTALS: A.Rodgers 6 (4 interceptions, 2 fumbles), D.Adams 1 (fumble), T.Montgomery 1 (fumble), J.Nelson 1 (fumble).

Note: Only fumbles lost are credited. Fumbles in which the team maintained possession are not included.

TAKEAWAY POINTS

Packers Regular Season (19)

Date	Opp.	Turnover	Result	Points
9/11	at Jax	Interception	TD	7
9/25	vs. Det	Interception	FG	3
10/9	vs. NYG	Fumble	FG	3
10/16	vs. Dal	Fumble	FG	3
10/16	vs. Dal	Interception	FG	3

Opponent Regular Season (6)

Date	Opp.	Turnover	Result	Points
10/9	vs. NYG	Interception	FG	3
10/16	vs. Dal	Interception	FG	3

REGULAR-SEASON PLAYER PARTICIPATION

NFL WEEK Player	1	2	3	5	6	7	8	9	10	11	12	13	14	15	16	17	— Season Totals —			
	at JAX	at MIN	DET	NYG	DAL	CHI	at ATL	IND	at TEN	at WAS	at PHI	HOU	SEA	at CHI	MIN	at DET	GP	GS	DNP	INA
Abbrederis, Jared	SUB	SUB	SUB	SUB	SUB												5	0	0	0
Adams, Davante	3WR	3WR	SUB	3WR	3WR												5	4	0	0
Allison, Geronimo	PS	PS	PS	PS	PS												0	0	0	0
Bakhtiari, David	LT	LT	LT	LT	LT												5	5	0	0
Banjo, Chris	INA	INA	SUB	SUB	INA												2	0	0	3
Barclay, Don	SUB	SUB	SUB	SUB	SUB												5	0	0	0
Bradford, Carl	PS	PS	PS	PS	PS												0	0	0	0
Brice, Kentrell	SUB	SUB	SUB	SUB	SUB												5	0	0	0
Bulaga, Bryan	RT	RT	RT	RT	RT												5	5	0	0
Burnett, Morgan	SS	SS	INA	SS	SS												4	4	0	1
Cajuste, Devon	PS	PS	PS	PS	PS												0	0	0	0
Callahan, Joe	INA	INA	INA	INA	-												0	0	0	4
Clark, Kenny	SUB	SUB	NT	SUB	DE												5	2	0	0
Clinton-Dix, Ha Ha	FS	FS	FS	FS	FS												5	5	0	0
Cobb, Randall	WR	WR	WR	WR	WR												5	5	0	0
Cook, Jared	TE	TE	SUB	INA	INA												3	2	0	2
Crockett, John	IR	IR	IR	IR	IR												0	0	0	0
Crosby, Mason	SUB	SUB	SUB	SUB	SUB												5	0	0	0
Daniel, Robertson	-	-	PS	-	-												0	0	0	0
Daniels, Mike	DT	DT	DT	DT	DT												5	5	0	0
Davis, Trevor	INA	SUB	SUB	SUB	SUB												4	0	0	1
Dorleant, Makinton	IR	IR	IR	IR	IR												0	0	0	0
Elliott, Jayrone	INA	INA	SUB	SUB	SUB												3	0	0	2
Evans, Marwin	SUB	SUB	SUB	SUB	SUB												5	0	0	0
Fackrell, Kyler	SUB	SUB	SUB	SUB	SUB												5	0	0	0
Gilbert, Reggie	PS	PS	PS	PS	PS												0	0	0	0
Goode, Brett	SUB	SUB	SUB	SUB	SUB												5	0	0	0
Goodson, Demetri	SUS	SUS	SUS	SUS	SUS												1	0	0	0
Guion, Letroy	NT	NT	INA	NT	NT												4	4	0	1
Gunter, LaDarius	SUB	RCB	RCB	RCB	RCB												5	4	0	0
Hawkins, Josh	INA	INA	SUB	SUB	SUB												3	0	0	2
Hundley, Brett	DNP	DNP	DNP	DNP	DNP												0	0	5	0
Hyde, Micah	SUB	SUB	SS	3CB	3S												5	3	0	0
Jackson, Don	PS	PS	PS	PS	PS												0	0	0	0
Janis, Jeff	SUB	SUB	SUB	SUB	SUB												5	0	0	0
Jones, Datone	SUB	SUB	INA	SUB	SUB												4	0	0	1
Kerridge, Joe	-	-	-	PS	PS												0	0	0	0
Kuder, Tyler	IR	IR	IR	IR	IR												0	0	0	0
Lacy, Eddie	RB	RB	RB	RB	RB												5	5	0	0
Lang, T.J.	RG	RG	RG	RG	RG												5	5	0	0
Linsley, Corey	PUP	PUP	PUP	PUP	PUP												0	0	0	0
Lowry, Dean	SUB	SUB	SUB	SUB	SUB												5	0	0	0
Martinez, Blake	ILB	ILB	ILB	ILB	SUB												5	4	0	0
Matthews, Clay	LOLB	ROLB	INA	ROLB	ILB												4	4	0	1
Montgomery, Ty	SUB	SUB	SUB	SUB	SUB												5	0	0	0
Muir, Blake	PS	PS	PS	PS	PS												0	0	0	0
Murphy, Kyle	INA	INA	INA	INA	INA												0	0	0	5
Nelson, Jordy	WR	WR	WR	WR	WR												5	5	0	0
Patrick, Lucas	PS	PS	PS	PS	PS												0	0	0	0
Pennel, Mike	SUS	SUS	SUS	SUS	SUB												1	0	0	0
Peppers, Julius	SUB	SUB	LOLB	SUB	LOLB												5	2	0	0
Perillo, Justin	SUB	SUB	SUB	SUB	SUB												5	0	0	0
Perry, Nick	ROLB	LOLB	ROLB	LOLB	ROLB												5	5	0	0
Pressley, Jhurrell	INA	-	-	-	-												0	0	0	1
Price, Brian	PS	PS	SUB	INA	-												1	0	0	1
Randall, Damarious	LCB	LCB	LCB	INA	LCB												4	4	0	1
Ringo, Christian	SUB	SUB	SUB	INA	INA												4	0	0	1
Ripkowski, Aaron	SUB	SUB	FB	SUB	FB												5	2	0	0
Rodgers, Aaron	QB	QB	QB	QB	QB												5	5	0	0
Rodgers, Richard	SUB	SUB	TE	TE	SUB												5	2	0	0
Rollins, Quinten	3CB	3CB	3CB	LCB	INA												4	4	0	1
Ryan, Jake	ILB	ILB	ILB	ILB	SUB												5	4	0	0
Schum, Jacob	SUB	SUB	SUB	SUB	SUB												5	0	0	0
Shields, Sam	RCB	INA	INA	INA	INA												1	1	0	4
Spriggs, Jason	SUB	SUB	SUB	SUB	SUB												5	0	0	0
Starks, James	SUB	SUB	SUB	SUB	INA												4	0	0	1
Steuck, Kyle	IR	-	-	-	-												0	0	0	0
Taylor, Lane	LG	LG	LG	LG	LG												5	5	0	0
Thomas, Joe	SUB	SUB	SUB	SUB	SUB												5	0	0	0
Tretter, JC	C	C	C	C	C												5	5	0	0
Waters, Herb	PS	PS	PS	PS	PS												0	0	0	0
Whitehead, Jermaine	PS	PS	PS	PS	PS												0	0	0	0

STARTERS IN BOLD AT POSITION; DNP — Did not play; INA — Inactive; IR — Injured reserve; PS — Practice squad; PUP — Reserve/Physically Unable to Perform; SUB — Substitute; SUS — Reserve/Suspended; 3CB — Started as third cornerback; 3S — Started as third safety; 3WR — Started as third wide receiver.

SEASON-HIGHS/W-L BREAKDOWN

INDIVIDUAL

Longest Scoring Run — 10, A.Rodgers, Sept. 18 at Minnesota
 Longest Non-Scoring Run — 31, E.Lacy, Oct. 9 vs. N.Y. Giants

Longest Scoring Pass — 29, twice, most recently A.Rodgers to D.Adams, Oct. 9 vs. N.Y. Giants
 Longest Non-Scoring Pass — 49, A.Rodgers to J.Nelson, Sept. 25 vs. Detroit

Longest Kickoff Return — 40, T.Montgomery, Oct. 16 vs. Dallas
 Longest Punt Return — 25, T.Davis, Oct. 16 vs. Dallas
 Longest Interception Return — 44, D.Randall, Sept. 25 vs. Detroit
 Longest Fumble Return — 6, J.Thomas, Oct. 16 vs. Dallas

Longest Punt — 56, J.Schum, Sept. 11 at Jacksonville

Longest Field Goal — 46, M.Crosby, Sept. 25 vs. Detroit
 Most Field Goals Attempted — 3, twice, most recently M.Crosby, Oct. 16 vs. Dallas
 Most Field Goals Made — 3, twice, most recently M.Crosby, Oct. 16 vs. Dallas

Most Touchdowns — 2, J.Nelson, Sept. 25 vs. Detroit
 Most Rushing Attempts — 17, twice, most recently E.Lacy, Oct. 16 vs. Dallas
 Most Rushing Yards — 103, E.Lacy, Sept. 25 vs. Detroit

Most Passing Attempts — 45, A.Rodgers, Oct. 9 vs. N.Y. Giants
 Most Completions — 31, A.Rodgers, Oct. 16 vs. Dallas
 Most Passing Yards — 294, A.Rodgers, Oct. 16 vs. Dallas
 Most Touchdown Passes — 4, A.Rodgers, Sept. 25 vs. Detroit

Most Receptions — 10, T.Montgomery, Oct. 16 vs. Dallas
 Most Receiving Yards — 108, R.Cobb, Oct. 9 vs. N.Y. Giants

Most Total Yards from Scrimmage — 108, R.Cobb, Oct. 9 vs. N.Y. Giants

Most Defensive Interceptions — 1, three times, most recently M.Burnett, Oct. 16 vs. Dallas
 Most Tackles — 10, three times, most recently M.Burnett, Oct. 16 vs. Dallas
 Most Solo Tackles — 10, M.Hyde, Sept. 25 vs. Detroit
 Most Sacks — 2.0, N.Perry, Sept. 25 vs. Detroit
 Most Passes Defensed — 2, five times, most recently M.Burnett, Oct. 16 vs. Dallas

TEAM

Offensive Most...

First Downs — 24, Oct. 16 vs. Dallas
 Rushing Attempts — 32, Oct. 9 vs. N.Y. Giants
 Rushing Yards — 147, Oct. 9 vs. N.Y. Giants
 Pass Attempts — 45, Oct. 9 vs. N.Y. Giants
 Completions — 31, Oct. 16 vs. Dallas
 TDs Thrown — 4, Sept. 25 vs. Detroit
 Ints. Thrown — 2, Oct. 9 vs. N.Y. Giants
 Net Passing Yards — 294, Oct. 16 vs. Dallas
 Offensive Plays — 77, Oct. 9 vs. N.Y. Giants
 Total Offense — 406, Oct. 9 vs. N.Y. Giants
 Time of Possession — 36:38, Oct. 9 vs. N.Y. Giants
 Turnovers — 4, Oct. 16 vs. Dallas
 Fumbles — 5, Oct. 16 vs. Dallas
 Fumbles Lost — 3, Oct. 16 vs. Dallas

Longest Scoring Drives

Plays — 16, twice, most recently Oct. 9 vs. N.Y. Giants
 Yards — 80, Oct. 9 vs. N.Y. Giants
 Time — 9:14, Sept. 11 at Jacksonville

Shortest Scoring Drives

Plays — 2, Sept. 25 vs. Detroit
 Yards — 0, Oct. 16 vs. Dallas
 Time — 0:32, Oct. 16 vs. Dallas

Defensive Fewest...

First Downs Allowed — 14, Oct. 9 vs. N.Y. Giants
 Rushing Att. Allowed — 15, Oct. 9 vs. N.Y. Giants
 Rushing Yards Allowed — 30, Sept. 18 at Minnesota
 Pass Att. Allowed — 27, Oct. 16 vs. Dallas
 Pass Comp. Allowed — 18, twice, most recently Oct. 16 vs. Dallas
 Net Passing Yards Allowed — 176, Oct. 9 vs. N.Y. Giants
 Total Plays Allowed — 54, Oct. 9 vs. N.Y. Giants
 Total Yards Allowed — 219, Oct. 9 vs. N.Y. Giants

Defensive Most...

Takeaways — 2, Oct. 16 vs. Dallas
 Interceptions — 1, three times, most recently Oct. 16 vs. Dallas
 Fumbles Forced — 2, twice, most recently Oct. 16 vs. Dallas
 Fumbles Recovered — 1, three times, most recently, Oct. 16 vs. Dallas
 Passes Defensed — 8, Oct. 9 vs. N.Y. Giants
 Sacks — 4, twice, most recently Oct. 9 vs. N.Y. Giants

	2016 regular season...			2015 regular season...			2014 regular season...			1992-present...		
	Home	Road	Overall	Home	Road	Overall	Home	Road	Overall	Home	Road	Overall
Overall	2-1	1-1	3-2	5-3	5-3	10-6	8-0	4-4	12-4	148-46-1	99-95	246-141-1
On Grass	2-1	1-0	2-1	5-3	4-3	9-6	8-0	3-0	11-0	148-46-1	57-37	204-83-1
On Artificial Surfaces	0-0	0-1	0-1	0-0	1-0	1-0	0-0	1-4	1-4	0-0	42-60	42-60
In Open-Air Stadiums	2-1	1-0	3-1	5-3	4-2	9-5	8-0	4-2	12-2	148-46-1	64-59	211-105-1
In Indoor Stadiums	0-0	0-1	0-1	0-0	1-1	1-1	0-0	0-2	0-2	0-0	35-36	35-36
vs. Division Opponents	1-0	0-1	1-1	0-3	3-0	3-3	3-0	2-1	5-1	67-17-1	47-37	114-54-1
vs. NFC	2-1	0-1	2-2	3-3	4-2	7-5	6-0	3-3	9-3	114-32-1	75-70	188-102-1
vs. AFC	0-0	1-0	1-0	2-0	1-1	3-1	2-0	1-1	3-1	34-14	24-25	58-39
When scoring first	2-0	1-1	3-1	5-2	3-0	8-2	7-0	3-2	10-2	106-19-1	60-36	165-55-1
When Opponent scored first	0-1	0-0	0-1	0-1	2-3	2-4	1-0	1-2	2-2	41-27	39-59	80-86
In overtime	0-0	0-0	0-0	0-0	0-0	0-0	0-0	0-0	0-0	5-3-1	1-5	6-8-1
When leading after first quarter	2-0	0-1	2-1	5-2	3-1	8-3	6-0	3-1	9-1	91-14-1	53-24	143-38-1
When leading at halftime	2-0	1-0	3-0	5-0	3-0	8-0	7-0	4-0	11-0	117-9	78-26	194-35
When leading after third quarter	2-0	1-0	3-0	4-0	4-0	8-0	8-0	4-0	12-0	123-5	89-22	211-27
When trailing after first quarter	0-1	0-0	0-1	0-0	1-2	1-2	1-0	0-1	1-1	26-23	18-44	44-67
When trailing at halftime	0-1	0-1	0-2	0-2	2-3	2-5	1-0	0-1	1-1	22-31-1	18-59	40-90-1
When trailing after third quarter	0-1	0-1	0-2	1-3	1-3	2-6	0-0	0-4	0-4	16-38-1	7-72	23-110-1
When tied at halftime	0-0	0-0	0-0	0-1	0-0	0-1	0-0	0-2	0-2	9-6	3-9	12-15
On Thursday	0-0	0-0	0-0	0-1	1-0	1-1	1-0	0-1	1-1	4-1	5-7	9-8
On Friday	0-0	0-0	0-0	0-0	0-0	0-0	0-0	0-0	0-0	0-0	1-0	1-0
On Saturday	0-0	0-0	0-0	0-0	0-0	0-0	0-0	0-0	0-0	1-0	2-0	3-0
On Sunday/Early Games	1-0	1-0	2-0	1-1	1-1	2-2	1-0	4-2	5-2	91-25-1	46-46	137-71-1
On Sunday/Late Afternoon Games	0-1	0-0	0-1	2-0	3-1	5-1	4-0	0-0	4-0	27-12	23-21	49-32
On Sunday/Night Games	1-0	0-1	1-1	1-1	0-1	1-2	1-0	0-1	1-1	14-3	10-6	24-9
On Monday	0-0	0-0	0-0	1-0	0-0	1-0	1-0	0-0	1-0	12-6	11-15	23-21
When Packers had 100-yard rusher	1-0	0-0	1-0	2-1	1-0	3-1	2-0	1-0	3-0	39-10-1	29-9	68-19-1
When Packers had 100-yard receiver	2-0	0-0	2-0	2-1	2-0	4-1	6-0	3-1	9-1	71-16	43-32	114-48
When Packers had 300-yard passer	0-0	0-0	0-0	1-1	0-1	1-2	5-0	2-1	7-1	36-13	31-20	67-33
When Opponent had 100-yard rusher	0-1	0-0	0-1	2-0	1-1	3-1	0-0	1-2	1-2	125-21-1	20-28	45-49-1
When Opponent had 100-yard receiver	1-0	0-1	1-1	2-0	2-2	4-2	4-0	1-0	5-0	47-16	28-35	75-51
When Opponent had 300-yard passer	1-0	1-0	2-0	1-0	0-1	1-1	2-0	0-1	2-1	24-7	16-19	40-26

TRANSACTIONS BY DATE

1/5	Signed DT William Campbell to the practice squad; Placed DE B.J. McBryde on the practice squad injured list; Signed QB Ryan Williams (reserve/future)	5/9	Signed T Jason Spriggs, TE Casey Pierce, DT Demetris Anderson, RB Brandon Burks, FB Alstevs Squirewell and G Cory Tucker; Released DT Josh Boyd, DT William Campbell, TE David Grinnage, WR Dennis Parks and T Jeremy Vujnovich	9/2	Released TE Mitchell Henry	10/13	Released QB Joe Callahan
1/15	Signed CB Robertson Daniel to the active roster from the practice squad; Placed TE Andrew Quarless on injured reserve	5/10	Signed S Marwin Evans	9/3	Released WR Geronimo Allison, LB Sam Barrington, LB Carl Bradford, LB Beniquez Brown, CB Robertson Daniel, CB Warren Gatewood, LB Reggie Gilbert, LS Rick Lovato, G Lucas Patrick, TE Casey Pierce, DT Brian Price, RB Brandon Ross, G Josh Sitton, FB Alstevs Squirewell, G Josh Walker, WR Herb Waters, S Jermaine Whitehead, QB Marquise Williams; Placed DT Tyler Kuder and C Kyle Steuck on injured reserve; Placed C Corey Linsley on reserve/physically unable to perform; Placed CB Demetri Goodson and DT Mike Pennel on reserve/suspended	10/15	Activated CB Demetri Goodson and DT Mike Pennel from exempt status; Released DT Brian Price
1/18	Signed LB Carl Bradford, DT William Campbell, TE Mitchell Henry, WR Jamel Johnson, DT Christian Ringo, G Matt Rotheram, T Jeremy Vujnovich and WR Ed Williams	5/12	Signed LB Kyler Fackrell				
1/19	Signed DE B.J. McBryde	5/18	Signed S Jermaine Whitehead				
2/12	Re-signed DT Letroy Guion	5/25	Released G/T Vince Kowalski				
3/2	Re-signed K Mason Crosby	5/26	Signed QB Marquise Williams; Released QB Ryan Williams				
3/8	Re-signed G Lane Taylor	6/1	Signed G Lucas Patrick; Released WR Devonte Robinson and G Cory Tucker				
3/11	Re-signed LB Nick Perry; Signed G/T Vince Kowalski	6/17	Signed DT Kenny Clark				
3/14	Signed DE Ray Drew	7/13	Signed RB Brandon Ross				
3/22	Re-signed RB James Starks	7/20	Signed CB Warren Gatewood	9/5	Signed LS Brett Goode; Claimed RB Jhurrell Pressley off waivers from Minnesota Vikings; Placed CB Makinton Dorleant on injured reserve; Released RB Brandon Burks; Signed WR Geronimo Allison, LB Carl Bradford, LB Beniquez Brown, LB Reggie Gilbert, RB Don Jackson, G Blake Muir, G Lucas Patrick DT Brian Price, WR Herb Waters and S Jermaine Whitehead to the practice squad		
3/28	Signed TE Jared Cook	8/2	Signed LS Jesse Schmitt; Released LB Manoa Pikula				
4/8	Released LB Nate Palmer	8/9	Signed C Kyle Steuck; Placed LS Jesse Schmitt on injured reserve				
4/18	Re-signed T/G Don Barclay; Signed LB Lerenté McCray	8/14	Released G Matt Rotheram and LS Jesse Schmitt				
4/25	Released DE Ray Drew	8/22	Released T Josh James				
5/6	Signed WR Geronimo Allison, S Kentrell Brice, LB Beniquez Brown, QB Joe Callahan, CB Makinton Dorleant, C Jacob Flores, LB Reggie Gilbert, TE David Grinnage, CB Josh Hawkins, RB Don Jackson, T Josh James, CB Randall Jette, DT Tyler Kuder, P Peter Mortell, WR Dennis Parks, LB Manoa Pikula, DT Brian Price, WR Devonte Robinson and WR Herb Waters	8/23	Released DT Demetris Anderson, CB Randall Jette, WR Jamel Johnson, LB Derrick Mathews, P Peter Mortell and WR Ed Williams.	9/7	Released TE Kennard Backman and C Jacob Flores		
		8/29	Released WR Harvey Binford and Tim Masthay; Claimed P Jacom Schum off waivers from Tampa Bay Buccaneers; Traded LB Lerenté McCray to Buffalo Bills; Placed TE Kennard Backman, RB John Crockett, C Jacob Flores, TE Mitchell Henry and G Josh Walker on injured reserve	9/12	Released C Kyle Steuck		
		8/30	Released WR Harvey Binford and Tim Masthay; Claimed P Jacom Schum off waivers from Tampa Bay Buccaneers; Traded LB Lerenté McCray to Buffalo Bills; Placed TE Kennard Backman, RB John Crockett, C Jacob Flores, TE Mitchell Henry and G Josh Walker on injured reserve	9/13	Signed T David Bakhtiari to contract extension		
				9/14	Released RB Jhurrell Pressley		
				9/22	Signed DT Brian Price to active roster; Signed CB Robertson Daniel to practice squad		
				9/27	Released CB Robertson Daniel		
				10/3	Signed FB Joe Kerridge to practice squad		

TRANSACTIONS BY PLAYER

Allison, Geronimo - WR	5/6/16 Signed 9/3/16 Released 9/5/16 Signed to practice squad	Dorleant, Makinton - CB	5/6/16 Signed 9/5/16 Placed on injured reserve	Lovato, Rick - LS	9/3/16 Released	Ross, Brandon - RB	7/13/16 Signed 9/3/16 Released
Anderson, Demetris - DT	5/9/16 Signed 8/29/16 Released	Evans, Marwin - S	5/10/16 Signed	Martinez, Blake - LB	5/6/16 Signed	Rotheram, Matt - G	1/18/16 Signed 8/22/16 Released
Backman, Kennard - TE	8/30/16 Placed on injured reserve 9/7/16 Released	Fackrell, Kyler - LB	5/12/16 Signed	Masthay, Tim - P	8/30/16 Released	Schmitt, Jesse - LS	8/9/16 Signed 8/14/16 Placed on injured reserve 8/22/16 Released
Bakhtiari, David - T	9/13/16 Signed contract extension	Flores, Jacob - C	5/6/16 Signed 8/30/16 Placed on injured reserve 9/7/16 Released	Mathews, Derrick - LB	8/2/16 Signed 8/29/16 Released	Schum, Jacob - P	8/30/16 Claimed off waivers from Tampa Bay Buccaneers
Barclay, Don - T/G	4/18/16 Re-signed	Gatewood, Warren - CB	7/20/16 Signed 9/3/16 Released	McBryde, B.J. - DE	1/5/16 Placed on practice squad injured list 1/19/16 Signed 7/25/16 Released	Sitton, Josh - G	9/3/16 Released
Barrington, Sam - LB	9/3/16 Released	Gilbert, Reggie - LB	5/6/16 Signed 9/3/16 Released 9/5/16 Signed to practice squad	McCray, Lerenté - LB	4/18/16 Signed 8/30/16 Traded to Buffalo Bills	Spriggs, Jason - T	5/9/16 Signed
Binford, Harvey - WR	7/28/16 Signed 8/30/16 Released	Goode, Brett - LS	9/5/16 Signed	Mortell, Peter - P	5/6/16 Signed 8/29/16 Released	Squirewell, Alstevs - FB	5/9/16 Signed 9/3/16 Released
Boyd, Josh - DT	5/9/16 Released	Goodson, Demetri - CB	9/3/16 Placed on Reserve/Suspended 10/15/16 Activated from exempt status	Muir, Blake - G	9/5/16 Signed to practice squad	Starks, James - RB	3/22/16 Re-signed
Bradford, Carl - LB	1/18/16 Signed 9/3/16 Released 9/5/16 Signed to practice squad	Grinnage, David - TE	5/6/16 Signed 5/9/16 Released	Murphy, Kyle - T	5/6/16 Signed	Steuck, Kyle - C	8/14/16 Signed 9/3/16 Placed on injured reserve 9/12/16 Released
Brice, Kentrell - S	5/6/16 Signed	Guion, Letroy - DT	2/12/16 Re-signed	Palmer, Nate - LB	4/8/16 Released	Taylor, Lane - G	3/8/16 Re-signed
Brown, Beniquez - LB	5/6/16 Signed 9/3/16 Released 9/5/16 Signed to practice squad	Hawkins, Josh - CB	5/6/16 Signed	Parks, Dennis - WR	5/6/16 Signed 5/9/16 Released	Tucker, Cory - G	5/9/16 Signed 6/1/16 Released
Burks, Brandon - RB	5/9/16 Signed 9/5/16 Released	Henry, Mitchell - TE	1/18/16 Signed 8/30/16 Placed on injured reserve 9/2/16 Released	Patrick, Lucas - G	6/1/16 Signed 9/3/16 Released 9/5/16 Signed to practice squad	Vujnovich, Jeremy - T	1/18/16 Signed 5/9/16 Released
Callahan, Joe - QB	5/6/16 Signed 10/13/16 Released	Jackson, Don - RB	5/6/16 Signed 7/25/16 Released 9/5/16 Signed to practice squad	Pennel, Mike - DT	9/3/16 Placed on reserve/suspended 10/15/16 Activated from exempt status	Walker, Josh - G	8/30/16 Placed on injured reserve 9/3/16 Released
Campbell, William - DT	1/5/16 Signed to practice squad 1/18/16 Signed 5/9/16 Released	James, Josh - T	5/6/16 Signed 8/23/16 Released	Pierce, Casey - TE	5/9/16 Signed 9/3/16 Released	Waters, Herb - WR	5/6/16 Signed 9/3/16 Released 9/5/16 Signed to practice squad
Clark, Kenny - DT	6/17/16 Signed	Jette, Randall - CB	5/6/16 Signed 8/29/16 Released	Pikula, Manoa - LB	5/6/16 Signed 8/9/16 Released	Whitehead, Jermaine - S	5/18/16 Signed 9/3/16 Released 9/5/16 Signed to practice squad
Cook, Jared - TE	3/28/16 Signed	Johnson, Jamel - WR	1/18/16 Signed 8/29/16 Released	Pressley, Jhurrell - RB	9/5/16 Claimed off waivers from Minnesota Vikings	Williams, Ed - WR	1/18/16 Signed 8/29/16 Released
Crockett, John - RB	8/30/16 Placed on injured reserve	Kerridge, Joe - FB	10/3/16 Signed to practice squad	Price, Brian - DT	9/14/16 Released	Williams, Marquise - QB	5/26/16 Signed 9/3/16 Released
Crosby, Mason - K	3/2/16 Re-signed	Kowalski, Vince - T	3/11/16 Signed 5/25/16 Released	Quarless, Andrew - TE	10/15/16 Released	Williams, Ryan - QB	1/5/16 Signed (reserve/future) 5/26/16 Released
Daniel, Robertson - CB	1/15/16 Signed to active roster 9/3/16 Released 9/22/16 Signed to practice squad 9/27/16 Released	Kuder, Tyler - DT	5/6/16 Signed 9/3/16 Placed on injured reserve	Ring, Christian - DT	1/15/16 Placed on injured reserve 1/18/16 Signed		
Davis, Trevor - WR	5/6/16 Signed	Linsley, Corey - C	9/3/16 Placed on reserve/physically unable to perform	Robinson, Devonte - WR	5/6/16 Signed 6/1/16 Released		
Drew, Ray - DE	3/14/16 Signed 4/25/16 Released	Lowry, Dean - DE	5/6/16 Signed				

THE LAST TIME

Regular-Season Games Only

RUSHING

200 Yards Rushing, Individual

BY PACKERS — Ahman Green, Dec. 28, 2003, vs. Denver (218 yards)
BY OPPONENT — Adrian Peterson, Dec. 2, 2012, vs. Minnesota (210 yards)

100 Yards Rushing, Individual

BY PACKERS — Eddie Lacy, Sept. 25, 2016, vs. Detroit (103 yards)
BY OPPONENT — Ezekiel Elliott, Oct. 16, 2016, vs. Dallas (157 yards)

100 Yards Rushing, Individual, One Half

BY PACKERS — Eddie Lacy, Dec. 15, 2013, at Dallas (110 yards in second half)
BY OPPONENT — Matt Forte, Sept. 13, 2015, at Chicago (105 yards in first half)

100 Yards Rushing and Receiving, Individual

BY PACKERS — Never
BY OPPONENT — Darrin Nelson, Nov. 13, 1983, at Minnesota (119 yards rushing, 137 receiving)

Two 100-Yard Rushers

BY PACKERS — Ryan Grant (106 yards) and DeShawn Wynn (106 yards), Dec. 28, 2008, vs. Detroit
BY OPPONENT — Tony Dorsett (149 yards) and Robert Newhouse (101 yards), Nov. 12, 1978, vs. Dallas at Milw.

Two 100-Yard Rushers and Two 100-Yard Receivers

BY PACKERS — Ryan Grant (106 yards) and DeShawn Wynn (106), Dec. 28, 2008, vs. Detroit, Donald Driver (111 yards) and Greg Jennings (101 yards), Dec. 28, 2008, vs. Detroit*
BY OPPONENT — Never
*First time in NFL history

Four Touchdowns Rushing, Individual

BY PACKERS — Dorsey Levens, Jan. 2, 2000, vs. Arizona (8, 1, 5, 1 yards)
BY OPPONENT — DeAngelo Williams, Nov. 30, 2008, vs. Carolina (1, 1, 1, 1 yards)

Three Touchdowns Rushing, Individual

BY PACKERS — Ahman Green, Oct. 20, 2002, vs. Washington (24, 2, 8 yards)
BY OPPONENT — Jamaal Charles, Sept. 28, 2015, vs. Kansas City (9, 4, 7 yards)

Two Touchdowns Rushing, Individual

BY PACKERS — Eddie Lacy, Oct. 2, 2014, vs. Minnesota (11, 10 yards)
BY OPPONENT — Ronnie Hillman, Nov. 1, 2015, at Denver (1, 15 yards)

PASSING

400 Yards Passing, Individual

BY PACKERS — Aaron Rodgers, Oct. 26, 2014, at New Orleans (418 yards)
BY OPPONENT — Philip Rivers, Oct. 18, 2015, vs. San Diego (503 yards)

300 Yards Passing, Individual

BY PACKERS — Aaron Rodgers, Nov. 15, 2015, vs. Detroit (333 yards)
BY OPPONENT — Matthew Stafford, Sept. 25, 2016, vs. Detroit (385 yards)

Six Touchdown Passes, Individual

BY PACKERS — Aaron Rodgers, Nov. 9, 2014, vs. Chicago (1, 4, 73, 40, 56, 18 yards)
BY OPPONENT — Tommy Kramer, Sept. 28, 1986, at Minnesota (23, 13, 36, 2, 17, 7 yards)

Five Touchdown Passes, Individual

BY PACKERS — Aaron Rodgers, Sept. 28, 2015, vs. Kansas City (8, 3, 27, 4, 4, 4 yards)
BY OPPONENT — Matthew Stafford, Jan. 1, 2012, vs. Detroit (8, 13, 2, 5, 12 yards)

Four Touchdown Passes, Individual

BY PACKERS — Aaron Rodgers, Sept. 25, 2016, vs. Detroit (14, 8, 2, 17 yards)
BY OPPONENT — Matt Ryan, Dec. 8, 2014, vs. Atlanta (5, 22, 1, 2 yards)

Three Touchdown Passes, Individual

BY PACKERS — Aaron Rodgers, Sept. 25, 2016, vs. Detroit (14, 8, 2, 17 yards)
BY OPPONENT — Dak Prescott, Oct. 16, 2016, vs. Dallas (1, 20, 4 yards)

Six Interceptions Thrown, Individual

BY PACKERS — Tom O'Malley, Sept. 17, 1950, vs. Detroit
BY OPPONENT — Don Horn, Sept. 26, 1971, vs. Denver at Milw.

Five Interceptions Thrown, Individual

BY PACKERS — Brett Favre, Oct. 30, 2005, at Cincinnati
BY OPPONENT — Rich Gannon, Oct. 28, 1990, vs. Minnesota at Milw.

Four Interceptions Thrown, Individual

BY PACKERS — Brett Favre, Dec. 25, 2005, vs. Chicago
BY OPPONENT — Nick Foles, Oct. 11, 2015, vs. St. Louis

RECEIVING

10 or More Receptions, Individual

BY PACKERS — Ty Montgomery, Oct. 16, 2016, vs. Dallas (10 receptions)
BY OPPONENT — Keenan Allen, Oct. 18, 2015, vs. San Diego (14 receptions)

200 Yards Receiving, Individual

BY PACKERS — Jordy Nelson, Sept. 14, 2014, vs. N.Y. Jets (209 yards)
BY OPPONENT — Marvin Jones, Sept. 25, 2016, vs. Detroit (205 yards)

100 Yards Receiving, Individual

BY PACKERS — Randall Cobb, Oct. 9, 2016, vs. N.Y. Giants (108 yards)
BY OPPONENT — Marvin Jones, Sept. 25, 2016, vs. Detroit (205 yards)

100 Yards Receiving, One Half, Individual

BY PACKERS — Jordy Nelson, Sept. 25, 2016, vs. Detroit (101 yards in first half)
BY OPPONENT — Marvin Jones, Sept. 25, 2016, vs. Detroit (111 yards in first half)

Two 100-Yard Receivers

BY PACKERS — Randall Cobb (131 yards) and Jordy Nelson (113 yards), Dec. 21, 2014, at Tampa Bay
BY OPPONENT — Calvin Johnson (244 yards) and Brandon Pettigrew (116 yards), Jan. 1, 2012, vs. Detroit

Four Touchdown Receptions, Individual

BY PACKERS — Sterling Sharpe, Nov. 24, 1994, at Dallas (1, 36, 30, 5 yards)
BY OPPONENT — Never

Three Touchdown Receptions, Individual

BY PACKERS — Randall Cobb, Sept. 28, 2015, vs. Kansas City (3, 4, 4 yards)
BY OPPONENT — Vincent Jackson, Nov. 6, 2011, at San Diego (23, 5, 29 yards)

Two Touchdown Receptions, Individual

BY PACKERS — Jordy Nelson, Sept. 25, 2016, vs. Detroit (8, 17 yards)
BY OPPONENT — Cole Beasley, Oct. 16, 2016, vs. Dallas (1, 4 yards)

INTERCEPTIONS

Four Interceptions, Individual

BY PACKERS — Willie Buchanon, Sept. 24, 1978, at San Diego
BY OPPONENT — Never

Three Interceptions, Individual

BY PACKERS — Tom Flynn, Oct. 28, 1984, vs. Detroit
BY OPPONENT — Vencie Glenn, Dec. 27, 1992, at Minnesota

Two Interceptions, Individual

BY PACKERS — Quinten Rollins, Oct. 11, 2015, vs. St. Louis
BY OPPONENT — Janoris Jenkins, Oct. 9, 2016, vs. N.Y. Giants

Interception Returned for Touchdown

BY PACKERS — Damarious Randall, Dec. 20, 2015, at Oakland (43 yards)
BY OPPONENT — Cortez Allen, Dec. 22, 2013, vs. Pittsburgh (40 yards)

TOUCHDOWNS

Five Touchdowns, Individual

BY PACKERS — Paul Hornung, Dec. 12, 1965, at Baltimore (2-, 9-, 3-yard runs; 50-, 65-yard receptions)
BY OPPONENT — Never

Four Touchdowns, Individual

BY PACKERS — Dorsey Levens, Jan. 2, 2000, vs. Arizona (8-, 1-, 5-, 1-yard runs)
BY OPPONENT — DeAngelo Williams, Nov. 30, 2008, vs. Carolina (1-, 1-, 1-, 1-yard runs)

Three Touchdowns, Individual

BY PACKERS — Randall Cobb, Sept. 28, 2015, vs. Kansas City (3-, 4-, 4-yard receptions)
BY OPPONENT — Jamaal Charles, Sept. 28, 2015, vs. Kansas City (9-, 4-, 7-yard runs)

THE LAST TIME

FIELD GOALS/PATS

Five Field Goals Made, Individual

BY PACKERS — Mason Crosby, Nov. 22, 2015, at Minnesota (42, 47, 40, 42, 52 yards)

BY OPPONENT — Dan Bailey, Dec. 15, 2013, at Dallas (47, 23, 43, 50, 50 yards)

Four Field Goals Made, Individual

BY PACKERS — Mason Crosby, Nov. 22, 2015, at Minnesota (42, 47, 40, 42, 52 yards)

BY OPPONENT — Dan Carpenter, Dec. 14, 2014, at Buffalo (27, 51, 35, 48 yards)

60-Yard Field Goal

BY PACKERS — Never

BY OPPONENT — David Akers, Sept. 9, 2012, vs. San Francisco (63 yards)

50-Yard Field Goal

BY PACKERS — Mason Crosby, Nov. 26, 2015, vs. Chicago (50 yards)

BY OPPONENT — Matt Prater, Sept. 25, 2016, vs. Detroit (50 yards)

Blocked Field-Goal Attempt

BY PACKERS — Datone Jones, Oct. 11, 2015, vs. St. Louis (50-yard Greg Zuerlein attempt)

BY OPPONENT — Denico Autry, Dec. 20, 2015, at Oakland (49-yard Mason Crosby attempt)

Two-Point Conversion

BY PACKERS — James Jones, Dec. 27, 2015, at Arizona (pass from Aaron Rodgers)

BY OPPONENT — Travis Kelce, Sept. 28, 2015, vs. Kansas City (pass from Alex Smith)

Point After Touchdown Missed

BY PACKERS — Mason Crosby, Dec. 8, 2014, vs. Atlanta (blocked, fifth attempt)

BY OPPONENT — Blair Walsh, Nov. 22, 2015, at Minnesota (first attempt, wide right)

Blocked Point After Touchdown

BY PACKERS — Datone Jones, Sept. 22, 2013, at Cincinnati (Mike Nugent, fourth attempt)

BY OPPONENT — Ra'Shede Hageman, Dec. 8, 2014, vs. Atlanta (Mason Crosby, fifth attempt)

PUNTING

70-Yard Punt

BY PACKERS — Tim Masthay, Dec. 18, 2011, at Kansas City (71 yards)

BY OPPONENT — Jon Ryan, Sept. 24, 2012, at Seattle (73 yards)

60-Yard Punt

BY PACKERS — Tim Masthay, Dec. 3, 2015, at Detroit (62 yards)

BY OPPONENT — Dustin Colquitt, Sept. 28, 2015, vs. Kansas City (61 yards)

Blocked Punt

BY PACKERS — Jamari Lattimore, Nov. 4, 2013, vs. Chicago (Adam Podlesh, punter)

BY OPPONENT — Bryan Braman, Nov. 16, 2014, vs. Philadelphia (Tim Masthay, punter)

10 Punts, Individual

BY PACKERS — Jon Ryan, Nov. 19, 2006, vs. New England (10 punts; 459 yards)

BY OPPONENT — Chris Kluwe, Dec. 21, 2006, vs. Minnesota (10 punts; 434 yards)

No Punts

BY PACKERS — Oct. 26, 2014, at New Orleans

BY OPPONENT — Oct. 26, 2014, at New Orleans

OTHER SPECIAL TEAMS

Kickoff Returned for Touchdown

BY PACKERS — Randall Cobb, Sept. 8, 2011, vs. New Orleans (108 yards)

BY OPPONENT — Chris Williams, Nov. 9, 2014, vs. Chicago (101 yards)

Punt Returned for Touchdown

BY PACKERS — Micah Hyde, Dec. 28, 2014, vs. Detroit (55 yards)

BY OPPONENT — Marcus Thigpen, Dec. 14, 2014, at Buffalo (75 yards)

Blocked (Opponent) Field Goal Returned for Touchdown

BY PACKERS — Willie Buchanon, Dec. 17, 1972, at New Orleans (57 yards)

BY OPPONENT — Shawn Springs, Nov. 1, 1999, vs. Seattle (61 yards)

Blocked Punt Returned for Touchdown

BY PACKERS — Dezman Moses, Oct. 28, 2012, vs. Jacksonville (0 yards; Bryan Anger, punter)

BY OPPONENT — DeVier Posey, Oct. 14, 2012, at Houston (0 yards; Tim Masthay, punter)

Recovered Own Onside Kick Attempt

BY PACKERS — Damarius Randall, Nov. 15, 2015, vs. Detroit (Mason Crosby, kicker)

BY OPPONENT — Darrell Stuckey, Nov. 6, 2011, at San Diego (Nick Novak, kicker)

OTHER DEFENSE

Shutout Posted

BY PACKERS — Oct. 31, 2010, at N.Y. Jets (9-0)

BY OPPONENT — Nov. 19, 2006, vs. New England (35-0)

Fumble Returned for Touchdown

BY PACKERS — Casey Hayward, Nov. 16, 2014, vs. Philadelphia (49 yards)

BY OPPONENT — Captain Munnerlyn, Jan. 3, 2016, vs. Minnesota (55 yards)

Safety Scored

BY PACKERS — Team, Dec. 28, 2014, vs. Detroit (Matthew Stafford penalized for intentional grounding in end zone)

BY OPPONENT — Malik Jackson, Nov. 1, 2015, at Denver (Richard Rodgers tackled in end zone)

Five Sacks, Individual

BY PACKERS — Vonnie Holliday, Dec. 22, 2002, vs. Buffalo

BY OPPONENT — Antwan Odom, Sept. 20, 2009, vs. Cincinnati

Four Sacks, Individual

BY PACKERS — Kabeer Gbaja-Biamila, Jan. 2, 2005, at Chicago

BY OPPONENT — Chris Clemons, Sept. 24, 2012, at Seattle

Three Sacks, Individual

BY PACKERS — A.J. Hawk, Oct. 13, 2013, at Baltimore

BY OPPONENT — Dwight Freeney, Dec. 27, 2015, at Arizona

MISCELLANEOUS

No Penalties

BY PACKERS — Nov. 4, 2013, vs. Chicago

BY OPPONENT — Dec. 14, 1997, at Carolina

Game Without Touchdown

BY PACKERS — Dec. 12, 2010, at Detroit

BY OPPONENT — Oct. 4, 2015, at San Francisco

50 Points, Game

BY PACKERS — 53, Nov. 16, 2014, vs. Philadelphia

BY OPPONENT — 51, Nov. 24, 2008, at New Orleans

40 Points, Game

BY PACKERS — 43, Dec. 8, 2014, vs. Atlanta

BY OPPONENT — 44, Oct. 26, 2014 at New Orleans

500 Yards Total Offense

BY PACKERS — 502, Dec. 8, 2014, vs. Atlanta

BY OPPONENT — 500, Nov. 1, 2015, at Denver

Tie Game

Green Bay 26, Minnesota 26, Nov. 24, 2013

GREEN BAY 27 JACKSONVILLE 23

EverBank Field, Sunday, Sept. 11, 2016. Attendance: 63,179. Time: 3:10. Weather: 90° F. Humidity: 55 percent. Wind: N 3 mph **GAME 1**

JACKSONVILLE: QB — Aaron Rodgers was far from impressed with his season opener. He was concerned that Green Bay's offense wasn't effective early and had some struggles in the red zone. Nonetheless, the Packers' harshest critic was a big reason they won a close game on the road in sweltering heat. Rodgers threw two touchdown passes and ran for another score, leading Green Bay to a 27-23 victory against the Jacksonville Jaguars in the team's season opener Sunday.

Rodgers looked every bit like a two-time league MVP. He extended plays with his feet, escaped sacks and was accurate all over the field. Rodgers completed 20 of 34 passes for 199 yards, with TD passes to Jordy Nelson and Davante Adams. He was sacked once for no yards and didn't turn it over.

He helped the Packers win their second opener in the last five years. This one came on a hot and humid day that left some players cramping and others completely exhausted.

Nelson played his first game since tearing the anterior cruciate ligament in his right knee in the 2015 preseason. The injury significantly impacted Rodgers, who lost his best deep threat, and the offense, which fell to 23rd in the league and led for 25th in passing.

Nelson finished with six receptions for 32 yards, including a 6-yard TD in the second quarter.

The Jaguars mounted a late drive that came up short on a fourth-and-1 play at the Packers' 14. The Jaguars had converted their previous three fourth-down plays, but Allen Hurns failed to move the sticks on a bubble screen.

Blake Bortles completed 24 of 39 passes for 320 yards with a touchdown and an interception.

With 13 seconds left in the first half, Adams hauled in a 29-yarder that was vintage Rodgers, who managed to get rid of the ball with a defender tugging at his jersey and still got enough on it to reach the end zone.

Jaguars running back Chris Ivory was hospitalized Sunday with a "general medical issue" and was inactive for the opener. Ivory was taken by ambulance from the team hotel to a local hospital early Sunday. He was limited in three practices this week because of a calf injury, but the team said that was not related to his hospital stay.

Jaguars receiver Allen Robinson finished with six catches for 72 yards, but there were nine more passes thrown his way.

OFFICIALS — Referee: Carl Chieffers (51); Umpire: Lindsey Wash (96); Head Linesman: Jerry Bergman (91); Line Judge: Tom Stephan (68); Side Judge: Johan Monroe (120); Field Judge: Rick Patterson (15); Back Judge: Rich Martinez (39); Replay Official: Eamie Franz

STARTING LINEUPS

Green Bay Packers		Jacksonville Jaguars	
Offense	Defense	Offense	Defense
WR 87 J.Nelson	NT 98 L.Gibson	WR 15 A.Robinson	LEO 56 D.Fowler
LT 69 D.DaKhanlari	DT 76 M.Daniels	TE 80 J.Thomas	DT 90 M.Jackson
LG 65 L.Taylor	LOLB 52 C.Matthews	LT 68 K.Beachum	DT 97 R.Miller
C 73 J.Treter	ILB 47 J.Ryan	LG 76 L.Loeckel	DE 75 J.Ornrick
RG 70 T.Lano	ILB 50 B.Martinez	C 65 B.Linder	WB 50 T.Smith
RT 75 B.Buraga	ROLB 63 N.Berry	ROLB 51 P.Possisany	MLB 51 P.Possisany
TE 89 J.Cook	LCB 23 D.Handall	RT 78 J.Faneall	LCB 31 D.House
WR 18 R.Cobb	RCB 37 S.Shields	TE 89 M.Lewis	FS 39 T.Gipson
WR 17 D.Adams	SS 42 M.Burnett	WR 88 A.Hurns	SS 37 J.Gipson
QB 12 A.Rodgers	FS 21 H.Chilton-Dix	FS 5 B.Bortles	CB 20 J.Ramsey
RB 27 E.Lacey	CB 24 O.Rhllins	RB 24 T.Yeldon	CB 21 P.Amunkanara

GREEN BAY SUBSTITUTIONS — K 2 M.Crosby, P 10 J.Schum, FB 22 A.Rikowski, S 25 M.Evans, S 29 K.Brice, DB 33 M.Hyde, CB 36 L.Gunter, FB 44 J.Starks, LB 48 J.Thomas, LB 51 K.Fackell, LB 56 J.Pepers, LS 61 B.Goodie, TG 67 D.Barclay, 1 78 J.Springs, TE 80 J.Perilo, TE 82 R.Rodgers, WR 83 J.Adams, WR 84 J.Abdulrahman, WR 88 T.Montgomery, DE 94 D.Lovry, DE/LB 95 D.Jones, DT 97 K.Clark, DT 99, **DID NOT PLAY** — QB 7 B.Hundley, **INACTIVES** — QB 6 J.Callahan, WR 11 T.Davis, RB 26 J.Presley, CB 28 J.Hawkins, S 32 C.Banjio, T 68 K.Murphy, LB 91 J.Elliott.

FIELD GOALS (made () & missed)

Player	Attempts	Yards	Result
M.Crosby	(25)	(20)	1/1
Green Bay Packers			1/1
Jacksonville Jaguars			7/7

GREEN BAY DEFENSIVE STATISTICS (Official)

Player	Att	Comp	Yds	Sk	Yd	TD	LG	Int	RT
A.Rodgers	34	20	199	1/0	2	32	0	95-1	
J.Thomas	1	1	9	9/0					
Total	35	21	208	1/0	2	32	0	95-1	

Player	Att	Comp	Yds	Sk	Yd	TD	LG	Int	RT
A.Rodgers	34	20	199	1/0	2	32	0	95-1	
J.Thomas	1	1	9	9/0					
Total	35	21	208	1/0	2	32	0	95-1	

Player	Att	Comp	Yds	Sk	Yd	TD	LG	Int	RT
A.Rodgers	34	20	199	1/0	2	32	0	95-1	
J.Thomas	1	1	9	9/0					
Total	35	21	208	1/0	2	32	0	95-1	

Player	Att	Comp	Yds	Sk	Yd	TD	LG	Int	RT
A.Rodgers	34	20	199	1/0	2	32	0	95-1	
J.Thomas	1	1	9	9/0					
Total	35	21	208	1/0	2	32	0	95-1	

Player	Att	Comp	Yds	Sk	Yd	TD	LG	Int	RT
A.Rodgers	34	20	199	1/0	2	32	0	95-1	
J.Thomas	1	1	9	9/0					
Total	35	21	208	1/0	2	32	0	95-1	

Player	Att	Comp	Yds	Sk	Yd	TD	LG	Int	RT
A.Rodgers	34	20	199	1/0	2	32	0	95-1	
J.Thomas	1	1	9	9/0					
Total	35	21	208	1/0	2	32	0	95-1	

Player	Att	Comp	Yds	Sk	Yd	TD	LG	Int	RT
A.Rodgers	34	20	199	1/0	2	32	0	95-1	
J.Thomas	1	1	9	9/0					
Total	35	21	208	1/0	2	32	0	95-1	

Player	Att	Comp	Yds	Sk	Yd	TD	LG	Int	RT
A.Rodgers	34	20	199	1/0	2	32	0	95-1	
J.Thomas	1	1	9	9/0					
Total	35	21	208	1/0	2	32	0	95-1	

Player	Att	Comp	Yds	Sk	Yd	TD	LG	Int	RT
A.Rodgers	34	20	199	1/0	2	32	0	95-1	
J.Thomas	1	1	9	9/0					
Total	35	21	208	1/0	2	32	0	95-1	

Player	Att	Comp	Yds	Sk	Yd	TD	LG	Int	RT
A.Rodgers	34	20	199	1/0	2	32	0	95-1	
J.Thomas	1	1	9	9/0					
Total	35	21	208	1/0	2	32	0	95-1	

Player	Att	Comp	Yds	Sk	Yd	TD	LG	Int	RT
A.Rodgers	34	20	199	1/0	2	32	0	95-1	
J.Thomas	1	1	9	9/0					
Total	35	21	208	1/0	2	32	0	95-1	

Player	Att	Comp	Yds	Sk	Yd	TD	LG	Int	RT
A.Rodgers	34	20	199	1/0	2	32	0	95-1	
J.Thomas	1	1	9	9/0					
Total	35	21	208	1/0	2	32	0	95-1	

Player	Att	Comp	Yds	Sk	Yd	TD	LG	Int	RT
A.Rodgers	34	20	199	1/0	2	32	0	95-1	
J.Thomas	1	1	9	9/0					
Total	35	21	208	1/0	2	32	0	95-1	

Player	Att	Comp	Yds	Sk	Yd	TD	LG	Int	RT
A.Rodgers	34	20	199	1/0	2	32	0	95-1	
J.Thomas	1	1	9	9/0					
Total	35	21	208	1/0	2	32	0	95-1	

Player	Att	Comp	Yds	Sk	Yd	TD	LG	Int	RT
A.Rodgers	34	20	199	1/0	2	32	0	95-1	
J.Thomas	1	1	9	9/0					
Total	35	21	208	1/0	2	32	0	95-1	

Player	Att	Comp	Yds	Sk	Yd	TD	LG	Int	RT
A.Rodgers	34	20	199	1/0	2	32	0	95-1	
J.Thomas	1	1	9	9/0					
Total	35	21	208	1/0	2	32	0	95-1	

Player	Att	Comp	Yds	Sk	Yd	TD	LG	Int	RT
A.Rodgers	34	20	199	1/0	2	32	0	95-1	
J.Thomas	1	1	9	9/0					
Total	35	21	208	1/0	2	32	0	95-1	

MINNESOTA 17, GREEN BAY 14

U.S. Bank Stadium, Sunday, Sept. 18, 2016. Attendance: 66,813. Time: 3:12. Weather: Indoors. **GAME 2**

MINNEAPOLIS -- Sam Bradford had a Minnesota debut almost as dazzling as the new \$1.1 billion building itself, completing 22 of 31 passes for 286 yards, two touchdowns and no turnovers to lead the Vikings to a 17-14 victory over the Green Bay Packers on Sunday night just 15 days after he arrived in a trade.

The defense did the rest, harassing Aaron Rodgers for five sacks and two fourth-quarter turnovers that quashed the comeback and sent the crowd of 66,813 into a deafening frenzy in the third quarter, with a tight knee injury, and only 19 yards on 12 carries, but the Vikings (2-0) proved they still have a lot of options. Stefon Diggs caught nine passes for 182 yards and a touchdown. They held the Packers (1-1) to 65 total yards in the first half, withstanding an early touchdown pass by Rodgers to Jordy Nelson on a drive aided by two penalties by cornerback Terence Newman.

Travon Williams, who had two penalties himself, intercepted Rodgers' pass in Vikings territory with 1:30 left to seal the victory. The previous drive was killed with a strip sack by Brian Robison, when Shamar Stephen recovered at the Minnesota 44 with 6:53 remaining.

Rodgers, who ran for 29 yards and a touchdown, began to find a groove throwing the ball down the stretch. He finished 12 for 21 for 154 yards in the second half, but Bradford was the better quarterback on this night.

The Vikings, who aggressively traded two premium draft picks including next year's first-rounder to Philadelphia to fetch Bradford after Teddy Bridgewater went down with a massive left knee injury, boldly eschewed a field-goal try early in the second quarter.

Bradford found Diggs for a 4-yard completion on fourth-and-1 from the 18. Then he hit Kyle Rudolph for an 8-yard touchdown pass three plays later.

Bradford was hit hard on his non-throwing hand by Packers outside linebacker Clay Matthews while following through on a pass at one point during the drive. He visited the locker room briefly for further examination but never missed a snap, despite significant swelling beneath his left pinky. There were only a couple of instances that even hinted of nervousness for Bradford and the offense, when one throw on the first drive sailed well past, where Rudolph's route ended and another later in the first quarter was in the air too quickly for Rudolph to turn around.

OFFICIALS — Referee: Walt Anderson (66); Umpire: Butch Hannah (40); Head Linesman: Jerrod Phillips (6); Line Judge: Byron Boston (18); Side Judge: Laird Hayes (125); Field Judge: John Jenkins (117); Back Judge: Gregory Wilson (119); Replay Official: Billy Smith

STARTING LINEUPS

Green Bay Packers			Minnesota Vikings		
Offense	Defense	Special Teams	Offense	Defense	Special Teams
QB 10 Aaron Rodgers	QB 10 Matt Cassel	K 35 Mason Crosby	QB 12 Matt Cassel	QB 10 Matt Cassel	K 35 Mason Crosby
RB 27 Elroy A. Hall	RB 23 T.Y. Hilton	P 20 Blair Walsh	RB 21 Alexander Mattison	RB 21 Alexander Mattison	P 20 Blair Walsh
RB 17 Darius Johnson	RB 23 T.Y. Hilton		RB 21 Alexander Mattison	RB 23 T.Y. Hilton	
WR 87 Jordy Nelson	WR 12 Kyle Rudolph		WR 12 Kyle Rudolph	WR 87 Jordy Nelson	
WR 69 Davante Adams	WR 76 M.J. Delfino		WR 76 M.J. Delfino	WR 69 Davante Adams	
WR 65 L.J. Taylor	WR 53 M. Evans		WR 53 M. Evans	WR 65 L.J. Taylor	
C 73 T.J. Tretter	LB 61 B. Berger		LB 61 B. Berger	C 73 T.J. Tretter	
RG 70 T. Lang	LB 50 B. Matthews		LB 50 B. Matthews	RG 70 T. Lang	
RG 75 B. Badgley	LB 52 C. Matthews		LB 52 C. Matthews	RG 75 B. Badgley	
TE 89 J. Cook	TE 82 K. Rudolph		TE 82 K. Rudolph	TE 89 J. Cook	
TE 17 D. Adams	TE 14 S. Diggs		TE 14 S. Diggs	TE 17 D. Adams	
WR 18 R. Cobb	CB 26 T. Williams		CB 26 T. Williams	WR 18 R. Cobb	
WR 17 D. Adams	CB 24 C. Matthews		CB 24 C. Matthews	WR 17 D. Adams	
CB 21 A. Rodgers	CB 22 H. Smith		CB 22 H. Smith	CB 21 A. Rodgers	
CB 27 E. Lacy	CB 24 A. Peterson		CB 24 A. Peterson	CB 27 E. Lacy	

GREEN BAY SUBSTITUTIONS — K 2 M. Crosby; P 10 J. Schum; WR 11 T. Davis; RB 22 A. Ripkowski; S 25 M. Evans; S 29 K. Brice; DB 33 M. Hyde; RB 44 J. Thomas; LB 51 K. Rackliff; LB 56 J. Peppers; LB 61 B. Goodie; T/G 67 D. Barclay; T 78 J. Spriggs; TE 80 J. Pantilo; TE 82 R. Rodgers; WR 83 J. Adams; WR 84 J. Abdur-Rahman; DE 94 D. Lowery; DE/LB 95 D. Jones; DT 97 K. Clark; DT 98 C. Flippo; DT 99 C. Flippo.

DID NOT PLAY — QB 7 B. Hundley; **INACTIVES** — RB 6 J. Callahan; RB 28 J. Hawkins; S 32 C. Bann; CB 37 S. Shields; T 68 K. Murphy; LB 91 J. Elliott.

FIELD GOALS (Made () & missed)

Green Bay Packers	B. Walsh	2	3	4	7	0	0	0	0
Minnesota Vikings	B. Walsh	1	0	0	0	0	0	0	0

GREEN BAY DEFENSIVE STATISTICS (Official)

UT	A	TEL	TT	SCK	QBH	FF	FB	INT	PD	UT	A	TEL	TT	SCK	QBH	FF	FB	INT	PD	
1	1	1	1	1	1	1	1	1	1	1	1	1	1	1	1	1	1	1	1	1
2	2	2	2	2	2	2	2	2	2	2	2	2	2	2	2	2	2	2	2	2
3	3	3	3	3	3	3	3	3	3	3	3	3	3	3	3	3	3	3	3	3
4	4	4	4	4	4	4	4	4	4	4	4	4	4	4	4	4	4	4	4	4
5	5	5	5	5	5	5	5	5	5	5	5	5	5	5	5	5	5	5	5	5
6	6	6	6	6	6	6	6	6	6	6	6	6	6	6	6	6	6	6	6	6
7	7	7	7	7	7	7	7	7	7	7	7	7	7	7	7	7	7	7	7	7
8	8	8	8	8	8	8	8	8	8	8	8	8	8	8	8	8	8	8	8	8
9	9	9	9	9	9	9	9	9	9	9	9	9	9	9	9	9	9	9	9	9
10	10	10	10	10	10	10	10	10	10	10	10	10	10	10	10	10	10	10	10	10
11	11	11	11	11	11	11	11	11	11	11	11	11	11	11	11	11	11	11	11	11
12	12	12	12	12	12	12	12	12	12	12	12	12	12	12	12	12	12	12	12	12
13	13	13	13	13	13	13	13	13	13	13	13	13	13	13	13	13	13	13	13	13
14	14	14	14	14	14	14	14	14	14	14	14	14	14	14	14	14	14	14	14	14
15	15	15	15	15	15	15	15	15	15	15	15	15	15	15	15	15	15	15	15	15
16	16	16	16	16	16	16	16	16	16	16	16	16	16	16	16	16	16	16	16	16
17	17	17	17	17	17	17	17	17	17	17	17	17	17	17	17	17	17	17	17	17
18	18	18	18	18	18	18	18	18	18	18	18	18	18	18	18	18	18	18	18	18
19	19	19	19	19	19	19	19	19	19	19	19	19	19	19	19	19	19	19	19	19
20	20	20	20	20	20	20	20	20	20	20	20	20	20	20	20	20	20	20	20	20

GREEN BAY DEFENSIVE STATISTICS (Official)

UT	A	TEL	TT	SCK	QBH	FF	FB	INT	PD	UT	A	TEL	TT	SCK	QBH	FF	FB	INT	PD	
1	1	1	1	1	1	1	1	1	1	1	1	1	1	1	1	1	1	1	1	1
2	2	2	2	2	2	2	2	2	2	2	2	2	2	2	2	2	2	2	2	2
3	3	3	3	3	3	3	3	3	3	3	3	3	3	3	3	3	3	3	3	3
4	4	4	4	4	4	4	4	4	4	4	4	4	4	4	4	4	4	4	4	4
5	5	5	5	5	5	5	5	5	5	5	5	5	5	5	5	5	5	5	5	5
6	6	6	6	6	6	6	6	6	6	6	6	6	6	6	6	6	6	6	6	6
7	7	7	7	7	7	7	7	7	7	7	7	7	7	7	7	7	7	7	7	7
8	8	8	8	8	8	8	8	8	8	8	8	8	8	8	8	8	8	8	8	8
9	9	9	9	9	9	9	9	9	9	9	9	9	9	9	9	9	9	9	9	9
10	10	10	10	10	10	10	10	10	10	10	10	10	10	10	10	10	10	10	10	10
11	11	11	11	11	11	11	11	11	11	11	11	11	11	11	11	11	11	11	11	11
12	12	12	12	12	12	12	12	12	12	12	12	12	12	12	12	12	12	12	12	12
13	13	13	13	13	13	13	13	13	13	13	13	13	13	13	13	13	13	13	13	13
14	14	14	14	14	14	14	14	14	14	14	14	14	14	14	14	14	14	14	14	14
15	15	15	15	15	15	15	15	15	15	15	15	15	15	15	15	15	15	15	15	15
16	16	16	16	16	16	16	16	16	16	16	16	16	16	16	16	16	16	16	16	16
17	17	17	17	17	17	17	17	17	17	17	17	17	17	17	17	17	17	17	17	17
18	18	18	18	18	18	18	18	18	18	18	18	18	18	18	18	18	18	18	18	18
19	19	19	19	19	19	19	19	19	19	19	19	19	19	19	19	19	19	19	19	19
20	20	20	20	20	20	20	20	20	20	20	20	20	20	20	20	20	20	20	20	20

Green Bay Packers	Minnesota Vikings
RUSHING	RUSHING
E. Lacy 12	A. Peterson 12
R. Cobb 3	M. A. Foster 14
J. Starks 1	J. Williams 1
	G. Patterson 2
	S. Bradford 1
Total 16	Total 22

Green Bay Packers	Minnesota Vikings
PASSING	PASSING
A. Rodgers 23	S. Bradford 31
J. Starks 2	J. Williams 2
	G. Patterson 1
	A. Peterson 1
	M. A. Foster 1
	M. A. Foster 1
Total 25	Total 37

Green Bay Packers	Minnesota Vikings
PASS RECEIVING	PASS RECEIVING
J. Nelson 5	S. Diggs 9
R. Cobb 4	A. Thielen 4
J. Cook 3	C. Johnson 3
D. Adams 2	A. Peterson 2
J. Starks 1	M. Asiata 1
	M. Asiata 1
Total 15	Total 22

Green Bay Packers	Minnesota Vikings
INTERCEPTIONS	INTERCEPTIONS
	T. Williams 1
Total 0	Total 1

Green Bay Packers	Minnesota Vikings
PUNTING	PUNTING
J. Schum 5	J. Locke 7
Total 193	Total 273

Green Bay Packers	Minnesota Vikings
PUNT RETURNS	PUNT RETURNS
D. Randall 1	M. Shivers 1
T. Davis 0	(out of bounds)
(downed)	0
Returns 1	Returns 1

Green Bay Packers	Minnesota Vikings
KICK RETURNS	KICK RETURNS
T. Montgomery 1	C. Patterson 2
(back)	(back)
Returns 1	Returns 2

Green Bay Packers	Minnesota Vikings
FUMBLES	FUMBLES
A. Rodgers 3	A. Thielen 1
D. Adams 1	A. Sendejo 1
J. Tretter 0	E. Griffin 1
R. Cobb 0	D. Hunter 0
J. Gunter 0	E. Kendrick 0
	B. Robison 0
	S. Stephen 0
Total 4	Total 2

Green Bay Packers	Minnesota Vikings
TOTAL FIRST DOWNS	TOTAL FIRST DOWNS
By Rushing 10	By Rushing 11
By Passing 5	By Passing 10
By Penalty 5	By Penalty 1
Total 20	Total 21
THIRD-DOWN EFFICIENCY	THIRD-DOWN EFFICIENCY
6-13-46%	6-13-46%
FOURTH-DOWN EFFICIENCY	FOURTH-DOWN EFFICIENCY
0-1-0%	1-2-50%
TOTAL NET YARDS	TOTAL NET YARDS
263	284
Total Offensive Plays	Total Offensive Plays
64	57
Average gain per offensive play	Average gain per offensive play
4.1	5.0
NET YARDS RUSHING	NET YARDS RUSHING
83	30
Total Rushing Plays	Total Rushing Plays
23	22
Average gain per rushing play	Average gain per rushing play
3.6	1.4
NET YARDS PASSING	NET YARDS PASSING
180	254
Times thrown - Yards lost att. to pass	Times thrown - Yards lost att. to pass
5-33	4-32
Gross yards passing	Gross yards passing
213	286
PASS ATT-COMP-INT	PASS ATT-COMP-INT
36-20-1	31-22-0
Average gain per pass play	Average gain per pass play
4.4	7.3
KICKOFFS Number-In Ez-Touchbacks	KICKOFFS Number-In Ez-Touchbacks
3-2-1	4-3-3
PUNTS Number and Average	PUNTS Number and Average
5-38.6	7-39.0
Had Blocked	Had Blocked
0	0

Green Bay Packers	Minnesota Vikings
FGS - PATS had blocked	FGS - PATS had blocked
0-0	0-0
Net Punting Average	Net Punting Average
38.6	38.7
TOTAL RETURN YARDS (not inc. kickoffs)	TOTAL RETURN YARDS (not inc. kickoffs)
1-2	0-0
No. and Yards Punt Returns	No. and Yards Punt Returns
1-21	2-62

GREEN BAY 34, DETROIT 21

Lambeau Field, Sunday, Sept. 25, 2016. Attendance: 78,411. Time: 2:54. Weather: 72° F, Humidity: 84 percent, Wind: S 17 mph

GAME 3

GREEN BAY, Wis. — The timing is back for quarterback Aaron Rodgers and the rest of Green Bay's offense. The Packers' pass defense might need a little work, though.

Rodgers threw for 205 yards and four touchdowns, including two in the first half to Jordy Nelson, and the Packers snapped out of their offensive funk before holding off the Detroit Lions for a 34-27 win Sunday.

Rodgers was 15 of 24, leading the Packers to touchdowns on their first three series. Nelson had 101 yards on six catches, returning to the form that made him one of the NFL's best receivers before missing the 2015 season with a knee injury.

They moved the ball on the Lions' short-handed defense with ease in the first half. The Packers (2-1) led 31-10 at halftime before the Lions slowly chipped away.

Marvin Jones' 35-yard touchdown catch with 3:34 left got Detroit (1-2) within seven. But Rodgers had a critical 11-yard run on third-and-8 from the Packers' 27 with 3:22 left to effectively seal the win.

Jones had a career-high 205 yards on six receptions. Matthew Stafford passed for 385 yards and three scores for the Lions, who held advantages in total yardage (418-324) and time of possession, holding the ball for 35 minutes.

But the Packers burned the secondary with big plays to build a big lead, and Eddie Lacy ran for 103 yards on 17 carries.

Coach Mike McCarthy and Rodgers heard questions about the out-of-sync passing game following the 17-14 loss last week to Minnesota.

Now the Packers head into an early bye week with renewed confidence after a successful opener at Lambeau field.

The Lions gained chunks of yardage in the second half after being forced to play catch-up following Green Bay's big early lead. The Packers' defense was also missing four starters, including linemen Clay Matthews.

Stafford found holes over the middle of the field. He connected with Jones for a 23-yard completion on the first play from scrimmage in the second half to the Detroit 46.

But Green Bay's staunch run defense had another big day, albeit against a Lions offense playing without injured tailback Ameer Abdullah. Detroit managed just 50 yards on 23 carries, with a team-high 38 yards on 10 carries by Dwayne Washington.

Jones gave the Lions a boost going into halftime with a 73-yard touchdown pass from Stafford to get Detroit within 31-10. He stiff-armed cornerback Josh Hawkins before sprinting untouched 45 yards into the end zone.

The Packers' offense accomplished two of McCarthy's bigger goals for this week: Receivers worked the middle of the field, and Lacy got more carries in the running game. Nelson was lined up in the slot on his 8-yard touchdown catch in the first quarter, when Rodgers pump-faked, then stepped up in the pocket to find Nelson. Lacy looked rejuvenated as he bounced off defenders for a 25-yard run in the second quarter.

OFFICIALS — Referee: Carl Chambers (51); Umpire: Ruben Fowler (71); Head Linesman: Kent Payne (79); Line Judge: Tim Podzara (47); Side Judge: Jon Luchiansky (89); Field Judge: Brad Freeman (88); Back Judge: Jim Quirk (63); Replay Official: Charles Stewart

STARTING LINEUPS

Detroit Lions		Green Bay Packers	
Offense	Defense	Offense	Defense
WR 15 G. Tate	DE 98 D. Taylor	WR 67 J. Nelson	NT 97 K. Clark
LT 68 T. Decker	DT 93 T. Walker	LT 69 D. Bakhtiari	DT 76 M. Daniels
LG 72 L. Tomlinson	DT 92 H. Ngata	LG 66 L. Taylor	LOLB 56 J. Peppers
C 64 T. Swanson	DE 61 K. Hyder	C 73 J. Ryan	ILB 47 J. Ryan
RG 75 L. Warford	OLB 50 T. Ambrosier	RG 70 T. Lang	ILB 50 B. Matthews
RT 71 R. Raft	MLB 59 T. Whitehair	RT 75 B. Bulaga	ROLB 53 N. Perry
TE 85 E. Elton	OLB 33 K. Van Noy	TE 82 R. Rodgers	LOB 23 D. Randall
WR 11 M. Jones	CB 23 D. Slay	WR 18 R. Cobb	RQB 36 L. Ginter
WR 80 A. Boldin	CB 24 N. Lawson	SS 24 A. Rodgers	SS 33 M. Hyde
CB 9 M. Stafford	SS 32 T. Wilson	FB 27 E. Lacy	FB 21 H. Clinton-Dix
RB 25 T. Riddick	FS 27 G. Quinn	FB 22 A. Ripkowski	CB 24 Q. Rollins

GREEN BAY SUBSTITUTIONS — K 2 M. Crosby, P 10 J. Schum, WR 11 T. Davis, WR 17 D. Adams, S 29 M. Evans, CB 28 J. Hawkins, S 29 K. Brice, S 32 C. Bang, RB 44 J. Starks, LB 44 J. Thomas, LB 51 K. Fackell, LB 67 D. Barclay, T 78 J. Springs, TE 80 J. Perillo, WR 83 J. Jans, WR 84 J. Jabber, WR 88 T. Montgomery, TE 88 J. Elliott, DE 94 D. Lowry, DT 99 C. Ringo, **DID NOT PLAY** — QB 7 B. Hundley, **INACTIVES** — QB 6 J. Callahan, CB 37 S. Shields, S 42 M. Burnett, LB 52 C. Matthews, T 68 K. Murphy, DE/LB 95 D. Jones, DT 98 L. Gunter.

FIELD GOALS (made () & missed)

Player	Time	Yards	Result
M. Pater	(42) 43WR (50)		
DETROIT LIONS			
Home	1	3	3
Visitor	7	7	4
TOTAL			7
GREEN BAY PACKERS			
Home	14	17	3
Visitor	0	0	0
TOTAL			17

UT A TEL TT SCK QBH FF ER INT PD

Player	Home	Visitor	Home	Visitor
DETROIT LIONS	10	0	10	0
GREEN BAY PACKERS	8	1	4	9
TOTAL	18	1	14	9

UT A TEL TT SCK QBH FF ER INT PD

Player	Home	Visitor	Home	Visitor
DETROIT LIONS	10	0	10	0
GREEN BAY PACKERS	8	1	4	9
TOTAL	18	1	14	9

GREEN BAY DEFENSIVE STATISTICS (official)

Player	Att	Cmp	Yds	Sk	Yd	TD	Int	Pd
D. Randall	2	0	0	0	0	0	0	1
J. Peppers	1	0	0	0	0	0	0	0
K. Fackell	1	0	1	1	0	0	0	0
J. Ryan	1	0	1	1	0	0	0	0
M. Daniels	1	0	1	1	0	0	0	0
K. Clark	1	0	1	1	0	0	0	0
J. Starks	1	0	1	1	0	0	0	0
J. Perillo	1	0	1	1	0	0	0	0
J. Hawkins	1	0	1	1	0	0	0	0
TOTALS	53	11	10	64	3-17	4	0	1-44

Player	Detroit Lions							Green Bay Packers							
	Att	Cmp	Yds	Sk	Yd	TD	Int	Att	Cmp	Yds	Sk	Yd	TD	Int	Pd
RUSHING															
D. Washington	10	2	38	3	8	0	0	17	10	103	6	1	25	0	0
W. Stafford	1	0	11	9	5.5	0	0	5	2	4.4	4	4	0	0	0
T. Riddick	1	0	9	0	0.9	0	0	1	1	-1.0	-1	0	0	0	0
G. Tate	1	1	8	-8	-8.0	0	0	1	1	-1.0	-1	0	0	0	0
Total	23	3	50	23	2.2	0	0	24	123	5.1	25	0	0	0	0
PASSING															
A. Rodgers	41	28	385	3	17	3	73	15	205	2/4	4	49	0	129	3
W. Stafford	4	1	38	3	9.5	0	0	4	2	2.4	4	49	0	129	3
Total	45	29	423	6	26.7	3	73	19	207	4/8	8	98	0	158	6
PASS RECEIVING															
J. Nelson	7	0	39	5	5.6	0	0	6	101	16.8	49	2	0	0	0
T. Riddick	6	5	205	34.2	7.1	0	0	2	23	11.5	14	1	1	0	0
M. Jones	5	6	69	13.8	2.8	0	0	2	9	4.5	7	1	1	0	0
E. Elton	4	4	40	10.0	2.5	0	0	3	33.0	33	3	0	0	0	0
G. Tate	4	4	22	5.5	1.4	0	0	1	15	15.0	15	0	0	0	0
A. Boldin	1	1	13	13.0	13.0	0	0	1	13	13.0	13	0	0	0	0
D. Washington	1	1	-3	-3.0	-3.0	0	0	1	9	9.0	9	0	0	0	0
Total	28	385	13.8	73	3	0	0	15	205	13.7	49	4	4	0	0
INTERCEPTIONS															
Total	0	0	0.0	0	0	0	0	1	44	44.0	44	0	0	0	0
PUNTING															
S. Martin	2	2	95	47.5	47.0	0	0	2	83	41.5	33.5	0	1	43	0
Total	2	2	95	47.5	47.0	0	0	2	83	41.5	33.5	0	1	43	0
PUNT RETURNS															
A. Roberts	2	2	16	8.0	8.0	0	0	1	1	1.0	1	1	0	0	0
Total	2	2	16	8.0	8.0	0	0	1	1	1.0	1	1	0	0	0
KICK RETURNS															
A. Roberts	3	68	22.7	0	25	0	0	1	24	24.0	0	24	0	0	0
D. Washington	1	21	21.0	0	21	0	0	4	0	0.0	0	0	0	0	0
T. Ryan	1	0	0.0	0	0	0	0	1	4	4.0	0	0	0	0	0
Returns	4	89	22.3	0	25	0	0	1	24	24.0	0	24	0	0	0
FUMBLES															
Total	0	0	0	0	0	0	0	0	0	0	0	0	0	0	0

Player	Att	Yds	Sk	Yd	TD	Int	Pd
TOTAL FIRST DOWNS	22	17	0	0	0	0	0
By Rushing	4	6	0	0	0	0	0
By Passing	17	9	0	0	0	0	0
By Penalty	1	2	0	0	0	0	0
THIRD-DOWN EFFICIENCY	8-14-57%	5-10-50%					
FOURTH-DOWN EFFICIENCY	1-1-100%	0-0-0%					
TOTAL NET YARDS	418	324					
Total Offensive Plays	67	50					
Average gain per offensive play	6.2	6.5					
NET YARDS RUSHING	50	123					
Total Rushing Plays	22	24					
Average gain per rushing play	2.2	5.1					
TACKLES FOR A LOSS	7-21	3-3					
NET YARDS PASSING	368	201					
Times thrown - Yards lost att. to pass	3-17	2-4					
Gross yards passing	385	205					
PASS ATT-COMP-INT	41-28-1	24-15-0					
Average gain per pass play	8.4	7.7					
KICKOFFS Number-in EZ-Touchbacks	6-4-4	7-6-3					
Number and Average	2-47.5	2-41.5					
Had Blocked	0	0					

Player	Att	Yds	Sk	Yd	TD	Int	Pd
EGS - PATS	had blocked	0-0					
Net Punting Average	47.0	33.5					
TOTAL RETURN YARDS (not inc. kickoffs)	16	45					
No. and Yards Punt Returns	2-16	1-1					
No. and Yards Kickoff Returns	4-99	1-24					
No. and Yards Interception Returns	0-0	1-44					
PENALTIES Number and Yards	4-86	4-45					
FUMBLES Number and Lost	0-0	0-0					
TUCCHOVNS	0	0					
Rushing	0	0					
Passing	3	4					
EXTRA POINTS Made-Attempts	3-3	4-4					
Kicking Made-Attempts	3-3	4-4					
FIELD GOALS Made-Attempts	2-2	2-2					
Red-Zone Efficiency	1-3-33%	4-5-80%					
GOAL-TO-GO EFFICIENCY	1-1-100%	1-1-100%					
SAFETIES	27	34					
FINAL SCORE	27	34					
TIME OF POSSESSION	35:07	24:53					

GREEN BAY 23, N.Y. GIANTS 16

Lambeau Field, Sunday, Oct. 9, 2016. Attendance: 78,401. Time: 3:15. Weather: 49° F. Wind: E 7 mph

GAME 4

GREEN BAY, Wis. (AP)—The Green Bay Packers got pushy on both sides of the line of scrimmage against the New York Giants. The offensive line kept Aaron Rodgers clean in the pocket and helped drive the running attack. The defensive line is playing so well that the MVP quarterback is taking notice.

A little more consistency in the passing game, and the Packers could be a force again in the playoffs. Rodgers threw for 259 yards and two touchdown passes, and Green Bay's defense disrupted Eli Manning and limited Odell Beckham Jr. in a 23-16 win on Sunday night.

Manning was 18 of 35 for 199 yards and was sacked three times. The Giants (-2-3) lost their third straight game, and the offense has struggled in road losses at Minnesota and Green Bay the last two weeks.

The Packers' defense contained the Giants in the red zone, holding New York to three field goals until late in the fourth quarter. Green Bay's secondary played well, especially considering the Packers' (3-1) were without starting cornerbacks Sam Shields (concussion) and Damarius Randall (groin). The Packers had another stellar day against the run, albeit against a team that was missing head running back Rashad Jennings (thrudd). The Giants managed just 43 yards on 15 carries against a defense ranked first against the run coming into the night.

Mike Daniels and Leroy Guion led the effort on the defensive line, with first-round draft pick Kenny Clark becoming a key sub. The line only figures to only get stronger with the expected return of top backup Mike Pennel next week from a four-game suspension for violating the league's substance-abuse policy.

Beckham finished with five catches for 56 yards, but did get his first touchdown catch of the season.

The 8-yard score stood on replay review after the receiver jumped high in the air for Manning's pass and was ruled inbounds after straddling the back line of the end zone.

Randall Cobb was the Packers' most consistent receiver with nine catches for 108 yards. With the Giants' missing starting safety Nat Berne because of an injury, Cobb excelled in his specialty of working the middle of the field and turning short passes into long gains.

Cobb appeared to be OK on the sideline after taking a hit to the back of his head or neck from safety Landon Collins on a 13-yard catch on third-and-10 with about 2 minutes left.

Giants cornerback Janoris Jenkins had two interceptions in the first half, one coming on third-and-6 at the Giants 21 after a pass deflected off receiver Jordy Nelson's hands. It was Jenkins' first two-interception game since his rookie season with St. Louis, when he had two against Arizona on Nov. 25, 2012.

OFFICIALS — Referee: Ed Hochuli (85); Umpire: Clay Martin (19); Head Linesman: Greg Bradley (98); Line Judge: Ricky Byrnes (59); Side Judge: Max Kemp (55); Field Judge: Dale Shaw (104); Back Judge: Scott Helverson (93); Replay Official: Tom Sferiano

STARTING LINEUPS

New York Giants				Green Bay Packers			
	Offense	Defense		Offense	Defense		
WR	13 O. Beckham	LDE	90 J. Pierre-Paul	WR	87 J. Nelson	NT	98 L. Guion
LT	74 E. Howers	LDT	98 D. Harrison	LT	69 D. Bakhtiari	DT	76 M. Daniels
LG	67 J. Pugh	RDT	54 J. Hankins	LG	66 L. Taylor	LOB	53 N. Perry
C	70 W. Richburg	OLB	54 O. Vernon	C	73 J. Treier	ILB	47 J. Ryan
RG	77 J. Jerry	MLB	57 K. Robinson	RG	57 T. Lang	ILB	50 B. Matthews
RT	68 B. Hart	WLB	52 J. Kasillas	RT	75 B. Bulaga	ROLB	52 C. Matthews
TE	45 W. Vye	CB	25 L. Hall	TE	82 R. Rodgers	LOB	24 O. Rollins
QB	10 E. Manning	LCB	41 D. Rodgers-Cromartie	WR	18 R. Cobb	RQB	36 L. Gunter
WR	87 S. Shepard	SS	21 L. Collins	WR	17 J. Adams	SS	42 M. Burnett
RB	26 O. Darkwa	FS	33 A. Adams	RB	12 A. Rodgers	FS	21 H. Clinton-Dix
WR	80 V. Cruz	RCB	20 J. Jenkins	RB	27 E. Lacy	CB	33 M. Hyde

FIELD GOALS (made / attempted)

Player	Yards	Attempts	Made	Missed
J. Brown	(47)	(41)	(30)	
M. Crosby				(44)
M. Crosby				(39)

GREEN BAY DEFENSIVE STATISTICS (official)

Player	TE	TI	SK	QBH	FF	ER	INT	PD
M. Hyde	7	3	10	1	0	0	0	0
H. Clinton-Dix	6	0	1	0	0	0	0	0
J. Ryan	5	1	1	0	0	0	0	0
M. Burnett	5	0	1	0	0	0	0	0
N. Perry	3	1	1	0	0	0	0	0
O. Rollins	3	1	0	0	0	0	0	0
K. Fackell	3	0	1	0	0	0	0	0
C. Matthews	2	1	0	0	0	0	0	0
B. Martinez	2	1	0	0	0	0	0	0
Totals	42	15	9	57	4-23	7	1	0-0

NEW YORK GIANTS

Player	ATT	YDS	AVG	LG	TD
B. Barmore	5	22	4.4	14	0
O. Darkwa	7	11	1.6	6	0
P. Perkins	2	9	4.5	5	1
E. Manning	1	1	1.0	1	0
Total	15	43	2.9	14	0

Player	ATT	YDS	SK/YD	TD	LG	INT	RT
E. Manning	35	18	199	3/17	1	27	0
O. Beckham	0	0	1/6	0	0	0	0
Total	35	18	199	4/23	1	27	0

Player	NO	YDS	AVG	FC	LG	TD
B. Barmore	6	52	8.7	0	18	0
O. Darkwa	5	56	11.2	0	16	0
W. Vye	2	37	18.5	0	27	1
J. Adams	2	27	13.5	0	14	0
S. Shepard	1	14	14.0	0	10	0
P. Perkins	1	13	13.0	0	0	0
Total	18	199	11.1	0	27	1

Player	NO	YDS	AVG	FC	LG	TD
J. Jenkins	2	26	13.0	0	23	0
Total	2	26	13.0	0	23	0

Player	NO	YDS	AVG	NET	TB	LG
B. Barmore	6	235	39.2	38.7	0	3
Total	6	235	39.2	38.7	0	3

Player	NO	YDS	AVG	NET	TB	LG
J. Schum	4	146	36.5	35.0	0	0
Total	4	146	36.5	35.0	0	0

Player	NO	YDS	AVG	FC	LG	TD
D. Harris	1	0	0.0	0	6	0
B. Barmore	0	0	0.0	0	0	0
O. Beckham	2	0	0.0	0	0	0
Total	3	0	0.0	0	6	0

Player	NO	YDS	AVG	FC	LG	TD
T. Davis	1	3	3.0	0	2	0
J. Schum	2	0	0.0	0	0	0
Total	3	3	3.0	0	2	0

Player	NO	YDS	AVG	FC	LG	TD
D. Harris	3	103	34.3	0	42	0
B. Barmore	1	37	37.0	0	37	0
(back)	1	0	0.0	0	0	0
Total	5	140	35.0	0	42	0

Player	NO	YDS	AVG	FC	LG	TD
T. Montgomery	1	24	24.0	0	24	0
J. Adams	1	18	18.0	0	18	0
(back)	2	0	0.0	0	0	0
Total	4	42	21.0	0	24	0

Player	Fum	Lost	Rec	Yds	TD	FF	Rec	Yds	TD	Bds
E. Manning	1	1	0	0	0	0	0	0	0	0
Total	1	1	0	0	0	0	0	0	0	0

Player	Fum	Lost	Rec	Yds	TD	FF	Rec	Yds	TD	Bds
J. Starks	1	0	1	0	0	0	0	0	0	0
K. Fackell	0	0	0	0	0	1	0	1	0	0
K. Clark	0	0	0	0	0	1	1	2	0	0
Total	1	0	1	0	0	2	1	2	0	0

Player	NO	YDS	AVG	NET	TB	LG
B. Barmore	14	23	1.6	1.6	0	0
Total	14	23	1.6	1.6	0	0

Player	NO	YDS	AVG	NET	TB	LG
J. Starks	9	38.7	4.3	3.0	0	0
Total	9	38.7	4.3	3.0	0	0

Player	NO	YDS	AVG	NET	TB	LG
B. Barmore	12	13	1.1	1.1	0	0
Total	12	13	1.1	1.1	0	0

Player	NO	YDS	AVG	NET	TB	LG
J. Starks	1	1	1.0	1.0	0	0
Total	1	1	1.0	1.0	0	0

Player	NO	YDS	AVG	NET	TB	LG
J. Starks	2	2	1.0	1.0	0	0
Total	2	2	1.0	1.0	0	0

Player	NO	YDS	AVG	NET	TB	LG
J. Starks	2	2	1.0	1.0	0	0
Total	2	2	1.0	1.0	0	0

Player	NO	YDS	AVG	NET	TB	LG
J. Starks	2	2	1.0	1.0	0	0
Total	2	2	1.0	1.0	0	0

Player	NO	YDS	AVG	NET	TB	LG
J. Starks	2	2	1.0	1.0	0	0
Total	2	2	1.0	1.0	0	0

Player	NO	YDS	AVG	NET	TB	LG
J. Starks	2	2	1.0	1.0	0	0
Total	2	2	1.0	1.0	0	0

Player	NO	YDS	AVG	NET	TB	LG
J. Starks	2	2	1.0	1.0	0	0
Total	2	2	1.0	1.0	0	0

Player	NO	YDS	AVG	NET	TB	LG
J. Starks	2	2	1.0	1.0	0	0
Total	2	2	1.0	1.0	0	0

Player	NO	YDS	AVG	NET	TB	LG
J. Starks	2	2	1.0	1.0	0	0
Total	2	2	1.0	1.0	0	0

Player	NO	YDS	AVG	NET	TB	LG
J. Starks	2	2	1.0	1.0	0	0
Total	2	2	1.0	1.0	0	0

Player	NO	YDS	AVG	NET	TB	LG
J. Starks	2	2	1.0	1.0	0	0
Total	2	2	1.0	1.0	0	0

Player	NO	YDS	AVG	NET	TB	LG
J. Starks	2	2	1.0	1.0	0	0
Total	2	2	1.0	1.0	0	0

Player	NO	YDS	AVG	NET	TB	LG
J. Starks	2	2	1.0	1.0	0	0
Total	2	2	1.0	1.0	0	0

Player	NO	YDS	AVG	NET	TB	LG
J. Starks	2	2	1.0	1.0	0	0
Total	2	2	1.0	1.0	0	0

Player	NO	YDS	AVG	NET	TB	LG
J.						

GREEN BAY, Wis. (AP) — Rookie Dak Prescott is starting an impressive pace to remain the starting quarterback of the Dallas Cowboys. He's off to quite the start in his NFL career after taking over following veteran Tony Romo's preseason back injury. Prescott threw for 247 yards and three touchdowns, and the Cowboys forced four turnovers in a 30-16 win over the Green Bay Packers. Prescott was 18 of 27 and struck off two touchdowns and an interception to lead the Cowboys (5-1) to their fifth straight win. Prescott showed some poise in the fourth quarter while matching the Cowboys on a seven-play, 75-yard drive that ended with a 4-yard touchdown pass to Cole Beesley for an 18-point lead with 10:26 left. Romo seems to be getting closer to returning. After a bye, Dallas next plays on Oct. 30 against Philadelphia. Prescott looked on a Packers secondary that played much of the game without their top three cornerbacks because of injuries. His fourth-quarter touchdown pass left Packers fans at Lambeau stunned. They were booing at times following another choppy game for Green Bay's offense. The four turnovers were a season high for Green Bay (3-2).

The Packers had the fun times on the day, losing three. Even two-time NFL MVP quarterback Aaron Rodgers wasn't immune from the jeering. Rodgers finished 31 of 42 for a season-high 294 yards. The Packers didn't get into the end zone until Rodgers and Cobb connected on a 6-yard touchdown pass with 6:53 left to get within 27-16. Rodgers accounted for two turnovers with an interception to go with a fumble on first-and-goal at the Cowboys' 1 with 1:10 left in the third quarter. Prescott threw the first interception of his career after he was picked off on third-and-8 from the Dallas 6, knowing out of his end zone with 20 seconds left in third quarter. Safety Morgan Burnett had the diving interception.

Prescott's NFL record streak for a quarterback at the start of his career without an interception ended at 176 pass attempts. He broke the mark of 182 previously held by New England's Tom Brady earlier in the game. Drops were a problem again at times for Packers receivers. Timing may have been off on a couple other throws. Rodgers and McCarthy said the Packers would figure out the problems after watching the film.

It was Green Bay's worst defeat at home with Rodgers as the starting quarterback since a 37-20 loss to the Giants in the 2011 NFC Divisional playoffs. Dallas denied Green Bay's league-best run defense. The Cowboys rushed for 93 yards in the first half against the Packers, which was already a season high against Green Bay. The Packers had been allowing 42.8 yards per game entering Sunday. Dallas was averaging a league-best 155.2 yards per game.

Rookie Ezekiel Elliott finished with 157 yards on 28 carries, giving him 703 yards rushing in the second-most in a player's first six career games, behind only Eric Decker (787). Elliott also became the only rookie to rush for at least 130 yards in four consecutive games.

OFFICIALS — Referee: Brad Allen (122); Umpire: Fred Bryan (11); Head Linesman: Jim Mello (48); Line Judge: Thomas Symonette (100); Side Judge: David Meslow (118); Field Judge: Tom Hill (97); Back Judge: Shawn Hochuli (83); Replay Official: Jim Lapeina

STARTING LINEUPS

Dallas Cowboys		Green Bay Packers	
Offense	Defense	Offense	Defense
WR 19 B.Balcer	DE 98 T.Crawford	WR 67 J.Nelson	DE 97 K.Cook
TE 97 G.Swaim	DT 97 T.McClain	LT 69 D.Bakhtiari	NT 98 L.Gloun
LT 77 T.Smith	DT 96 M.Collins	LG 66 L.Taylor	DT 76 M.Daniels
LG 65 R.Leary	DE 58 J.Crawford	C 58 J.Treter	C 70 T.Lano
C 72 T.Fredrick	MLB 59 A.Hitchens	RG 70 T.Lano	ILB 52 C.Matthews
RG 70 Z.Martin	WLB 50 S.Stee	RT 75 B.Budga	ROLB 53 N.Perry
RT 68 D.Ree	CB 39 B.Carr	WR 17 D.Adams	LOB 23 D.Randall
TE 82 J.Williams	CB 24 M.Claborne	WR 18 R.Cobb	RQB 46 M.Gunter
WR 83 T.White	FS 31 B.Jones	WR 82 J.James	SS 42 M.Burnett
CB 4 D.Prescott	SS 42 B.Church	WR 84 J.James	FS 21 H.Climon-Dix
RB 21 E.Elliott	CB 30 A.Brown	RB 22 A.Hibkowski	S 33 M.Hvide

FIELD GOALS (made / & missed)

Player	Attempts	Made	Missed
Dallas Cowboys	(44) (22) (32)	1	3
Green Bay Packers	(37) (43) (34)	4	0

GREEN BAY DEFENSIVE STATISTICS (press box)

Team	Qtr	Time	Play Description (Extra Point) (Drive Info)	Yds	Plays	Yards per Play	Time of Possession
Cowboys	1	10:03	C.Beesley 1 yd pass from D.Prescott (D.Balcer kick) (8-75, 4:57)	7	7	1.0	1:00
Packers	1	5:11	M.Crosby 37 yd Field Goal (9-55, 4:52)	7	7	1.0	1:00
Packers	1	12:16	M.Crosby 43 yd Field Goal (9-45, 4:08)	7	7	1.0	1:00
Cowboys	2	6:01	D.Balcer 44 yd Field Goal (12-50, 6:15)	10	10	1.0	1:00
Cowboys	2	0:27	B.Balcer 20 yd pass from D.Prescott (D.Balcer kick) (5-97, 0:33)	10	10	1.0	1:00
Cowboys	3	6:58	D.Balcer 22 yd Field Goal (4-0, 0:32)	17	17	1.0	1:00
Packers	4	14:38	M.Crosby 34 yd Field Goal (7-47, 3:05)	20	20	1.0	1:00
Packers	4	10:26	C.Beesley 4 yd pass from D.Prescott (D.Balcer kick) (7-75, 4:22)	20	20	1.0	1:00
Cowboys	4	6:53	R.Cobb 5 yd pass from A.Rodgers (M.Crosby kick) (9-75, 3:33)	27	27	1.0	1:00
Packers	4	3:41	D.Balcer 32 yd Field Goal (8-48, 3:12)	30	30	1.0	1:00

Dallas Cowboys												Green Bay Packers																							
RUSHING				PASSING				RECEIVING				INTERCEPTIONS				PUNTING				KICK RETURNS				FUMBLES											
Player	Att	Yds	Avg	Att	Cmp	Yds	Sk/Yd	TD	LG	In	RT	Player	Att	Yds	Avg	Att	Cmp	Yds	Sk/Yd	TD	LG	In	RT	Player	Att	Yds	Avg	Att	Cmp	Yds	Sk/Yd	TD	LG	In	RT
Elliott	28	157	5.6	27	18	247	2/14	3	42	1	117.4	E.Laoy	17	65	3.8	42	31	294	1/0	1	25	1	90.8	J.Schum	1	47	47.0	47	47.0	47.0	0	0	0	0	
Whitehead	1	26	26.0	27	18	247	2/14	3	42	1	117.4	Rodgers	42	31	294	1/0	1	25	1	25	1	90.8	D.Prescott	2	1	0.5	2	2.0	2.0	0	0	0	0	0	0
Adams	3	6	2.0	18	247	2/14	3	42	1	117.4	Montgomery	10	98	9.8	42	31	294	1/0	1	25	1	90.8	Jones	2	25	12.5	2	2.5	2.5	0	0	0	0	0	0
Morris	1	6	6.0	27	18	247	2/14	3	42	1	117.4	Cobb	5	53	10.6	42	31	294	1/0	1	25	1	90.8	Whitehead	3	64	21.3	3	21.3	21.3	0	0	0	0	0
Total	33	191	5.8	27	18	247	2/14	3	42	1	117.4	Total	24	78	3.3	42	31	294	1/0	1	25	1	90.8	Total	5	3	0.6	5	0.6	0.6	0	0	0	0	0

TOTAL FIRST DOWNS		Visitor	Home
By Rushing	24	24	24
By Passing	14	17	17
By Penalty	3	3	3
THIRD-DOWN EFFICIENCY	3-11-27%	7-13-54%	3-3-33%
FOURTH-DOWN EFFICIENCY	1-1-100%	0-1-0%	0-0-0%
TOTAL NET YARDS	424	372	372
Total Offensive Plays	62	67	67
Average gain per offensive play	6.8	5.6	5.6
NET YARDS RUSHING	191	78	78
Total Rushing Plays	33	24	24
Average gain per rushing play	5.8	3.3	3.3
Tackles for a loss number and yards	-1-3	3-7	3-7
NET YARDS PASSING	233	294	294
Times thrown - yards lost att. to pass	2-14	1-0	1-0
Gross yards passing	247	294	294
PASS ATT-COMP-INT	27-18-1	42-31-1	42-31-1
Average gain per pass play	8.0	6.8	6.8
KICKOFFS Number-In Ez-Touchbacks	7-6-5	5-3-3	5-3-3
PUNTS Number and Average	2-41.5	1-47.0	1-47.0
Had Blocked	0	0	0

EGS - PATS had blocked		Visitor	Home
Net Punting Average	29.0	29.0	29.0
TOTAL RETURN YARDS (not inc. kickoffs)	14	14	14
No. and Yards Punt Returns	0-0	0-0	0-0
No. and Yards Kickoff Returns	1-21	2-64	2-64
No. and Yards Interception Returns	1-14	1-14	1-14
PEALTIES Number and Yards	7-60	5-23	5-23
FUMBLES Number and Lost	2-1	3-1	3-1
TOUCHDOWNS	3	0	0
Rushing	0	0	0
Passing	3	0	0
EXTRA POINTS Made-Attempts	3-3	1-1	1-1
Kicking Made-Attempts	3-3	1-1	1-1
FIELD GOALS Made-Attempts	3-3	3-3	3-3
RED-ZONE EFFICIENCY	2-4-50%	1-4-25%	1-4-25%
GOAL-TO-GO EFFICIENCY	2-3-67%	0-1-0%	0-1-0%
SAFETIES	0	0	0
FINAL SCORE	30	16	16
TIME OF POSSESSION	29:50	30:10	30:10



84 Jared Abbrederis, WR, 3rd Year, Wisconsin

- Appeared in 10 games last season, recording nine receptions for 111 yards (12.3 avg.). Also played in both playoff contests with one start and had six catches for 69 yards (11.5 avg.).
- Spent his rookie campaign (2014) on injured reserve after sustaining a season-ending knee injury in a July 30 practice.
- Finished his career at Wisconsin tied for the school record for receptions (202) and ranked No. 2 all-time in receiving yards (3,140) and TD receptions (23).

2016 SEASON: Has played in all five games and has one catch for 8 yards (8.0 avg.).

► **At Jacksonville (Sept. 11):** Caught one pass for 8 yards in 14 snaps of work.

► **At Minnesota (Sept. 18):** Played six snaps on offense and 13 on special teams.

► **Vs. Detroit (Sept. 25):** Appeared on eight plays on special teams.

► **Vs. N.Y. Giants (Oct. 9):** Played four snaps on special teams.

► **Vs. Dallas (Oct. 16):** Appeared on four offensive plays and two on special teams.

17 Davante Adams, WR, 3rd Year, Fresno State

- With 88 catches in 2014-15, joined WRs Randall Cobb (105 in 2011-12) and Greg Jennings (98 in 2006-07) as the only Packers over the last 25 seasons to register 85-plus receptions in their first two seasons in the league.

• Caught a career-high 50 passes for a career-best 483 yards (9.7 avg.) and a TD last season despite missing three games due to an ankle injury.

• Played in all 16 games with 11 starts as a rookie in 2014, hauling in 38 receptions for 446 yards (14.2 avg.) and three TDs.

• Set franchise postseason single-game records for the most catches and receiving yards by a rookie when he posted seven grabs for 117 yards (16.7 avg.) and a TD in a 2014 NFC Divisional playoff victory vs. Dallas.

2016 SEASON: Has played in all five games with four starts as the third WR and has 15 catches for 218 yards (14.5 avg.) and three TDs (tied for a career high).

► **At Jacksonville (Sept. 11):** Started as the team opened with three WRs and finished with three catches for 50 yards (16.7 avg.), highlighted by his 29-yard TD catch with 13 seconds in the first half that gave the Packers a 21-17 lead that they would not relinquish...With CB Davon House on his back, made a diving grab in the end zone for the longest TD catch of his career in the regular season as QB Aaron Rodgers fought off a sack attempt from CB Jalen Ramsey.

► **At Minnesota (Sept. 18):** Started as the third WR and played 54 snaps, finishing with three catches for 26 yards (8.7 avg.)...On a third down midway through the first quarter, drew a 40-yard pass-interference penalty on Vikings CB Terence Newman that gave Green Bay the ball at the Minnesota 5 to help set up a 1-yard TD pass from Rodgers to WR Jordy Nelson.

► **Vs. Detroit (Sept. 25):** Caught two passes for 23 yards (11.5 avg.) in 25 snaps of action, highlighted by a 14-yard TD grab on Green Bay's opening drive...Beat CB Quandre Diggs on a slant and then shook off a tackle attempt near the goal line from S Glover Quin to get into the end zone... Also had a 9-yard catch late in the game that helped the Packers clinch the win and run out the clock.

► **Vs. N.Y. Giants (Oct. 9):** Started as the third WR and posted a season-high five receptions for a season-best 85 yards (17.0 avg.) and a TD...His 17.0-yard receiving average was his second-best single-game mark (min. three rec.) behind only his six-catch, 121-yard effort (20.2 avg.) vs. New England on Nov. 30, 2014...Caught a 29-yard TD pass midway through the second quarter, matching the longest TD reception of his career...Beat CB Michael Hunter down the right sideline and hauled in the pass from Rodgers near the 10-yard line, keeping his feet in bounds for the final few yards as he extended the ball past the pylon.

► **Vs. Dallas (Oct. 16):** Started as the third WR and had two receptions for 34 yards (17.0 avg.)...Left the game to be evaluated for a concussion

after absorbing a big hit on his 12-yard catch on a third-and-11 in the third quarter, and did not return.

69 David Bakhtiari, T, 4th Year, Colorado

- Started all 46 games he played in at left tackle for the Packers in his first three seasons in the league and was named a Pro Bowl alternate in 2014.

• In 2013, became the first rookie to start every game at LT for Green Bay since the league went to a 16-game schedule in 1978.

• By starting at San Francisco in the 2013 season opener, he became just the fourth Green Bay rookie to start at LT in Week 1 since the 1970 AFL-NFL merger and the first since Ken Ruettggers in 1985.

2016 SEASON: Has started all five games at LT...Part of a line that has helped the Packers rank tied for No. 5 in the NFL in sacks allowed with nine and No. 1 in third-down conversions (49.3 percent).

► **At Jacksonville (Sept. 11):** Started at LT and played all 64 snaps... Helped protect QB Aaron Rodgers as he was sacked just one time on the afternoon and as he threw for 199 yards and two TDs on 20-of-34 passing with a rushing TD.

► **At Minnesota (Sept. 18):** Started at LT and played all 71 snaps.

► **Vs. Detroit (Sept. 25):** Started at LT and played all 54 snaps, helping to clear the way for RB Eddie Lacy's season-high 103 yards rushing on just 17 carries (6.1 avg.)...Also protected Rodgers as he threw a season-high four TD passes, with all of them coming in the first half.

► **Vs. N.Y. Giants (Oct. 9):** Started at LT and played all 80 snaps, helping the offense record season bests for total yards (406), rushing yards (147) and time of possession (36:38)...Part of a line that did not allow a sack of Rodgers and helped clear the way for Lacy's 81 rushing yards on just 11 carries (7.4 avg.).

► **Vs. Dallas (Oct. 16):** Started at LT and played all 70 snaps, helping the offense post season highs for total first downs (24) and passing first downs (17)...Protected Rodgers as he completed 31 of 42 passes for 294 yards and a TD with one INT and was sacked just once on the afternoon.

32 Chris Banjo, S, 3rd Year, Southern Methodist

- Appeared in all 16 games with one start in 2015 and led the team with a career-best 21 tackles on special teams, the most by a Packer since 2009 (Desmond Bishop, 22; Derrick Martin, 21). Tied for the team lead with three tackles on special teams in the postseason.

• Finished the 2014 season on the active roster, recording three special teams tackles in the final three regular-season games. Tied for second on the team with three special teams tackles in two postseason contests. Spent the first 13 games of the 2014 season on the practice squad.

• Appeared in 16 games with one start as a rookie in 2013, recording 15 tackles (12 solo) and a pass defended. Finished second on the team with 10 tackles on special teams.

2016 SEASON: Has played in two games, missing Weeks 1, 2 and 6 due to a hamstring injury...Has registered two tackles on special teams.

► **At Jacksonville (Sept. 11):** Inactive (hamstring), the first game he had missed due to injury in his career.

► **At Minnesota (Sept. 18):** Inactive (hamstring).

► **Vs. Detroit (Sept. 25):** Made his season debut, appearing on 11 snaps on special teams and two on defense...Registered a special teams tackle.

► **Vs. N.Y. Giants (Oct. 9):** Played 12 snaps on special teams and registered a tackle, but suffered a hamstring injury on the opening kickoff of the second half that sidelined him for the remainder of the game.

► **Vs. Dallas (Oct. 16):** Inactive (hamstring).

67 Don Barclay, T/G, 5th Year, West Virginia

- Played in all 16 games last season with five starts, opening four contests at right tackle (Weeks 2-4, 13) and one at left tackle (Week 16).

• Missed the entire 2014 campaign after sustaining a season-ending knee injury in practice early in training camp.

• Started a career-high 14 games at RT in 2013.

2016 SEASON: Has played in all five games, seeing time primarily on special teams (extra points and field goals).

- ▶ **At Jacksonville (Sept. 11):** Played five snaps on special teams.
- ▶ **At Minnesota (Sept. 18):** Came in at RG for one play midway through the third quarter when starting G T.J. Lang's shoe came off...Also played two snaps on special teams.
- ▶ **Vs. Detroit (Sept. 25):** Appeared on six plays on special teams.
- ▶ **Vs. N.Y. Giants (Oct. 9):** Played five snaps on special teams.
- ▶ **Vs. Dallas (Oct. 16):** Appeared on one play on offense, lining up as an extra blocker in the backfield on a first-quarter third-and-1 play...Also played four snaps on special teams.

29 Kentrell Brice, S, Rookie, Louisiana Tech

- Was one of five rookie free agents to make Green Bay's Week 1 roster.
- Started 33 of 49 games played at Louisiana Tech, recording 210 tackles (154 solo), including 10 tackles for a loss, five sacks, three interceptions, four forced fumbles, a fumble recovery and 13 pass breakups.
- Enjoyed a career year as a junior in 2014 when he started all 14 games and registered career highs in tackles (86), solo tackles (65), sacks (four) and forced fumbles (four).
- 2016 SEASON:** Has played in all five games, seeing time on defense and special teams...Has registered two tackles (both solo) on defense and three tackles on special teams (tied for No. 3 on the team).
- ▶ **At Jacksonville (Sept. 11):** Played 18 snaps on special teams and nine on defense in his NFL debut.
- ▶ **At Minnesota (Sept. 18):** Appeared on a team-high 20 plays on special teams and also played nine snaps on defense.
- ▶ **Vs. Detroit (Sept. 25):** Played a team-high 23 snaps on special teams and also saw 12 plays of action on defense...Posted the first tackle of his NFL career, drilling WR Golden Tate after a 10-yard completion in the second quarter...Also recorded a tackle on special teams.
- ▶ **Vs. N.Y. Giants (Oct. 9):** Appeared on 21 plays on special teams, tied for the team lead, and posted a tackle...Also saw 15 snaps on defense.
- ▶ **Vs. Dallas (Oct. 16):** Played 11 snaps on defense and 15 on special teams...Posted a solo tackle on defense and a stop on special teams.

75 Bryan Bulaga, T, 7th Year, Iowa

- Opened all 12 games he appeared in at RT last season, blocking for RBs Eddie Lacy (758) and James Starks (601) as they became the first Green Bay duo since 1985 to both rush for 600-plus yards in the same season.
- Started all 15 games he played in 2014, a career high, and helped the offense rank No. 1 in the league in scoring (30.4), No. 6 in yards per game (386.1) and tied for No. 1 in giveaways with a franchise-record 13.
- Played in 37 games with 33 starts at right tackle in his first three seasons as a pro.
- 2016 SEASON:** Has started all five games at RT...Part of a line that has helped the Packers rank tied for No. 5 in the NFL in sacks allowed with nine and No. 1 in third-down conversions (49.3 percent).
- ▶ **At Jacksonville (Sept. 11):** Started at RT and played all 64 snaps...Helped protect QB Aaron Rodgers as he was sacked just one time on the afternoon and as he threw for 199 yards and two TDs on 20-of-34 passing with a rushing TD.
- ▶ **At Minnesota (Sept. 18):** Started at RT and played all 71 snaps.
- ▶ **Vs. Detroit (Sept. 25):** Started at RT and played all 54 snaps, helping to clear the way for RB Eddie Lacy's season-high 103 yards rushing on just 17 carries (6.1 avg.)...Also protected Rodgers as he threw a season-high four TD passes, with all of them coming in the first half.
- ▶ **Vs. N.Y. Giants (Oct. 9):** Started at RT and played all 80 snaps, helping the offense record season bests for total yards (406), rushing yards (147), and time of possession (36:38)...Part of a line that did not allow a sack of Rodgers and helped clear the way for Lacy's 81 rushing yards on just 11 carries (7.4 avg.).
- ▶ **Vs. Dallas (Oct. 16):** Started at RT and played 58 of 70 snaps, departing the game midway through the fourth quarter due to a back injury...Helped the offense post season highs for total first downs (24) and passing first downs (17)...Protected Rodgers as he completed 31 of 42 passes for 294 yards and a TD with one INT and was sacked just once on the afternoon.

42 Morgan Burnett, S, 7th Year, Georgia Tech

- Has started 83 games (including playoffs) between the two safety positions since the start of 2011. Ranks No. 2 among Packers with seven forced fumbles since 2011 (Clay Matthews, nine).
- Despite missing five games due to a calf injury in 2015, was tied for No. 3 on the team in solo tackles (54) and tied for the team lead with 14 total tackles in the postseason.
- Recorded his fourth straight 100-tackle season in 2014 with a team-high 125 tackles (99 solo).
- 2016 SEASON:** Has started all four games he has played in at SS and has posted 25 tackles (22 solo), a sack, an interception and four passes defended (tied for the team lead)...Was inactive in Week 3 (groin).
- ▶ **At Jacksonville (Sept. 11):** Started at SS and played all 72 snaps, joining S Ha Ha Clinton-Dix as the only defenders to do so for the Packers...Was tied for the team lead with nine tackles (all solo)...Early in the fourth quarter, lined up on the right side of the line and made an inside move to beat LT Kelvin Beachum on his way to bringing down QB Blake Bortles for an 8-yard sack...Was one of a host of defenders to bring down WR Allen Hurns for a 1-yard loss on fourth-and-1 with 23 seconds remaining to secure the 27-23 victory for Green Bay.
- ▶ **At Minnesota (Sept. 18):** Started at SS and played 45 of 58 snaps, missing some time in the second half due to injury...Registered a solo tackle, bringing down RB Matt Asiata for a 1-yard loss on a fourth-quarter run...Added a pass defended, breaking up a QB Sam Bradford pass intended for TE Kyle Rudolph in the first quarter.
- ▶ **Vs. Detroit (Sept. 25):** Was inactive due to a groin injury.
- ▶ **Vs. N.Y. Giants (Oct. 9):** Started at SS and played all 56 snaps, one of five defensive players to do so for Green Bay...Registered five tackles (all solo) and a pass defended when he came over the top to make a leaping deflection of a QB Eli Manning pass intended for WR Sterling Shepard in the fourth quarter, nearly making the interception on the play.
- ▶ **Vs. Dallas (Oct. 16):** Started at SS and was one of two Green Bay defenders to play all 65 snaps (S Ha Ha Clinton-Dix)...Led the team with 10 tackles (seven solo) and picked off a QB Dak Prescott pass intended for TE Jason Witten on third down late in the third quarter...Was matched up with Witten in the slot and made the diving interception at the Dallas 16...Led the team with two passes defended, including a breakup of a Prescott pass intended for Witten over the middle with just over two minutes remaining in the first half.
- 97 Kenny Clark, DT, Rookie, UCLA**
- Earned third-team All-America honors from *The Associated Press* and first-team All-Pacific-12 recognition from the coaches and media as a junior in 2015.
- Was a team co-captain in '15 and recorded career highs in tackles (75), tackles for a loss (11) and sacks (six). Also ranked third on the team with five pass breakups.
- Was named to the watch lists for the Bednarik Award, Nagurski Trophy, Outland Trophy and Lombardi Award in '15.
- 2016 SEASON:** Has played in all five games with two starts and has registered 11 tackles (four solo), a tackle for a loss, a fumble recovery and a pass defended...Is tied for the lead on the defensive line in tackles...Part of a run defense that ranks No. 3 in the league in rushing yards allowed per game (72.4), No. 2 in yards allowed per carry (3.04 avg.) and No. 3 in runs of 10-plus yards allowed (eight).
- ▶ **At Jacksonville (Sept. 11):** Appeared on nine plays on defense and five on special teams in his NFL debut, posting an assisted tackle on defense...Became the youngest player to appear in a season opener for the Packers since Arnie Herber (20 years old) in 1930.
- ▶ **At Minnesota (Sept. 18):** Played 38 snaps and was part of a line that helped limit RB Adrian Peterson to just 19 yards on 12 carries (1.6 avg.), tied for the fourth-lowest yardage total of Peterson's career, with a long of 5 yards...Posted his first career pass defended, getting his right hand up to knock down a QB Sam Bradford pass at the line in the fourth quarter.
- ▶ **Vs. Detroit (Sept. 25):** Started his first career game, opening in place of an injured DT Letroy Guion, and played a career-high 42 snaps...Registered a career-best five tackles (three solo) and helped limit the Lions to just 50 yards rushing on 23 carries (2.2 avg.) with a long run of 9 yards.

►**Vs. N.Y. Giants (Oct. 9):** Appeared on 18 plays and recorded the first fumble recovery of his career, scooping up a QB Eli Manning fumble at the New York 33 late in the first half and returning it 2 yards to the 31 after LB Kyler Fackrell knocked the ball out on a sack...The turnover helped set up K Mason Crosby's 44-yard FG as time expired in the first half...Added two tackles (one solo), including a tackle for a loss.

►**Vs. Dallas (Oct. 16):** Started at DE and played 26 snaps, also appearing on six plays on special teams.

21 Ha Ha Clinton-Dix, S, 3rd Year, Alabama

• Set career highs with 16 starts, two interceptions and a team-leading 117 tackles (97 solo) in 2015. Also recorded a career-best three sacks, the most by a Green Bay safety in a season since Mark Roman had 3½ in 2004.

• Played in all 16 games in 2014, starting the final 10 (nine at FS, one at SS), the most starts by a Green Bay rookie safety since Nick Collins opened all 16 in 2005.

• Ranked No. 2 on the team in tackles with 95 (73 solo) and was named to the PFWA's All-Rookie team.

2016 SEASON: Has started all five games at FS and has posted 22 tackles (19 solo), a tackle for a loss, a forced fumble and a pass defended.

►**At Jacksonville (Sept. 11):** Started at FS and played all 72 snaps, joining fellow S Morgan Burnett as the only Green Bay defenders to do so...Registered five tackles (four solo), a forced fumble and a pass defended...Drilled WR Allen Robinson near the 5-yard line with just over six minutes remaining in the game to break up a deep pass from QB Blake Bortles...Late in the fourth quarter, delivered a big hit on Robinson on a catch over the middle that forced the ball to pop out, but Robinson recovered the fumble.

►**At Minnesota (Sept. 18):** Started at FS and played all 58 snaps, one of two Green Bay defenders to do so (CB Damarious Randall)...Registered five tackles (three solo).

►**Vs. Detroit (Sept. 25):** Started at FS and appeared on all 68 defensive plays, the only Green Bay player to do so...Posted six tackles (all solo).

►**Vs. N.Y. Giants (Oct. 9):** Started at FS and played all 56 snaps, one of five defensive players to do so for Green Bay...Finished with six tackles (all solo), including a stop of RB Bobby Rainey for a 1-yard loss on a run up the middle in the second quarter.

►**Vs. Dallas (Oct. 16):** Started at FS and played all 65 snaps, joining Burnett as the only Green Bay defenders to do so...Registered seven tackles (six solo).

18 Randall Cobb, WR, 6th Year, Kentucky

• Caught 75-plus passes in three of the past four seasons (2012, 2014-15), tied for No. 2 in the league over that span.

• Started all 16 games in 2014 and posted career highs in catches (91), receiving yards (1,287) and receiving TDs (12) on the way to earning his first career Pro Bowl selection (injury replacement for WR Dez Bryant).

• Became just the fifth player in franchise history to register 90-plus receptions in a season, joining WRs Sterling Sharpe, Robert Brooks, Donald Driver and Jordy Nelson.

• Set a franchise single-season record with a league-high 2,342 combined net yards in 2012, topping the previous team mark of 2,250 yards by RB Ahman Green in 2003.

• With 954 receiving yards and 964 kickoff return yards in 2012, became the first player in NFL history to post 900-plus yards in each category in the same season.

2016 SEASON: Has started all five games and has 28 catches for 293 yards (10.5 avg.) and a TD...Leads the team in receptions and ranks No. 2 in receiving yards...Also has rushed for 12 yards on five carries (2.4 avg.).

►**At Jacksonville (Sept. 11):** Was tied for the team lead with six receptions for a team-best 57 yards (9.5 avg.)...Early in the third quarter, found an opening in the middle of the field to catch a team-long 32-yard pass from QB Aaron Rodgers, juggling the ball but securing it as he went to the ground at the Jacksonville 31.

►**At Minnesota (Sept. 18):** Caught five passes (tied for the team lead) for 42 yards (8.4 avg.)...Had a critical forced fumble/recovery on Green Bay's opening possession...After WR Davante Adams fumbled the ball after making a catch at the Green Bay 13, Vikings S Andrew Sendejo recovered

and returned it to the Green Bay 10, only to have Cobb rip the ball out from him as the Packers took possession again at the 10-yard line.

►**Vs. Detroit (Sept. 25):** Started and played 42 snaps, hauling in a 33-yard pass on Green Bay's opening drive...Came from the slot and got past CB Quandre Diggs to find an opening in the Lions defense, catching the pass from Rodgers and taking it down the sideline to the Detroit 17.

►**Vs. N.Y. Giants (Oct. 9):** Started and led the team with a season-high nine receptions for a season-best 108 yards (12.0 avg.), with six of his catches going for first downs...Had five receptions for 73 yards (14.6 avg.) on third down with all five going for first downs, highlighted by his 13-yard reception near the sideline on third-and-10 from the Green Bay 35 that gave the Packers a first down and clinched the win...His five third-down catches matched his career high (vs. New England, Nov. 30, 2014) and his 73 receiving yards on third down were a career best.

►**Vs. Dallas (Oct. 16):** Started and caught seven passes for 53 yards (7.6 avg.) and a TD...Was matched up with S Byron Jones in the slot and caught a pass from Rodgers in the flat, taking it 6 yards for the TD midway through the fourth quarter.

89 Jared Cook, TE, 8th Year, South Carolina

• Signed with the Packers as a free agent in March 2016 after spending three seasons with the St. Louis Rams (2013-15) and four with the Tennessee Titans (2009-12).

• Posted at least 35 receptions each season from 2011-15, one of only five active tight ends in the NFL to do so (Antonio Gates, Jimmy Graham, Rob Gronkowski, Greg Olsen).

• Ranks No. 3 among NFL tight ends with a 13.0-yard receiving average since 2011, trailing only Gronkowski (14.8 avg.) and Brent Celek (13.1 avg.) over that span.

• Made 32 catches of 25-plus yards since '11, which was tied for No. 3 in the league among TEs over that time period behind only Gronkowski (49) and Graham (41).

2016 SEASON: Has played in three games with two starts and has caught six passes for 53 yards (8.8 avg.)...Has missed two games (Weeks 5-6) due to an ankle injury.

►**At Jacksonville (Sept. 11):** Started in his Green Bay debut, seeing action on 33 plays with one catch for 7 yards...Drew a critical 30-yard pass-interference penalty on S Johnathan Cyprien late in the first half that helped set up QB Aaron Rodgers' 29-yard TD pass to WR Davante Adams.

►**At Minnesota (Sept. 18):** Started and played 46 snaps, finishing with four catches for 31 yards (7.8 avg.)...Recovered an Aaron Rodgers fumble midway through the third quarter on a scramble, retaining possession for Green Bay at Minnesota's 22-yard line.

►**Vs. Detroit (Sept. 25):** Caught a 15-yard pass on Green Bay's opening drive, converting a third-and-5 on a slant to the Green Bay 45 after being split out wide to the right against S Tavon Wilson...Was limited to just 14 snaps on the day after he sustained an ankle injury in the second quarter and did not return.

►**Vs. N.Y. Giants (Oct. 9):** Inactive (ankle).

►**Vs. Dallas (Oct. 16):** Inactive (ankle).

2 Mason Crosby, K, 10th Year, Colorado

• With 1,187 career points, ranks No. 1 on the all-time franchise scoring list, having surpassed K Ryan Longwell (1,054) last season vs. Seattle in Week 2.

• Ranks No. 2 in NFL history for the most points by a player in his first nine seasons (1,145, 2007-15), trailing only Patriots K Stephen Gostkowski (1,179, 2006-2014).

• Is one of only three players in league history to register three or more 140-point seasons (Gostkowski, David Akers).

• Has registered a franchise-record nine consecutive 100-point seasons, the longest active streak in the NFL.

• Has kicked the seven longest field goals in franchise history (58-yarder in 2011, two 57-yarders in 2013, 56-yarders in 2010, 2011 and 2015, 55-yarder in 2014).

2016 SEASON: Has played in all five games and has scored 42 points, connecting on all 10 of his field-goal attempts and all 12 extra points...Is one of five kickers in the league this season to make all of his FG

attempts...Has 12 touchbacks on 25 kickoffs (48.0 percent).

►**At Jacksonville (Sept. 11):** Connected on both of his field-goal attempts (25, 20 yards) and all three extra points...Registered four touchbacks on six kickoffs.

►**At Minnesota (Sept. 18):** Did not have any field-goal attempts, but made both of his extra points...Posted one touchback on three kickoffs.

►**Vs. Detroit (Sept. 25):** Made both of his field-goal attempts (36, 46) and all four extra points for 10 points on the afternoon...Registered three touchbacks on his seven kickoffs.

►**Vs. N.Y. Giants (Oct. 9):** Registered a season-high 11 points, connecting on all three of his field-goal attempts (44, 33, 25 yards) and both extra points.

►**Vs. Dallas (Oct. 16):** Made all three of his FG attempts for the second straight game, connecting on kicks of 37, 43 and 34 yards...Posted touchbacks on three of his four kickoffs.

76 Mike Daniels, DT, 5th Year, Iowa

• Named an alternate for the Pro Bowl for the first time in his career in 2015 after starting all 16 games and leading the defensive line with 66 tackles (40 solo), four sacks, an interception, a forced fumble and two passes defensed. Finished No. 3 on the team in QB hits (12) and No. 2 in pressures (22).

• Started all 16 games for the first time in his career in 2014 and registered a career-high 69 tackles. Led the team in both QB hits (19) and pressures (22).

• Emerged as a force in his second season in 2013, tying for sixth in the NFL among DTs with 6½ sacks, the most in a season by a Green Bay defensive lineman since NT B.J. Raji posted the same total in 2010.

2016 SEASON: Has started all five games and has registered 11 tackles (eight solo), a sack, seven QB hits (No. 2 on the team) and two pressures...Ranks No. 2 on the team with five tackles for a loss...Part of a run defense that ranks No. 3 in the league in rushing yards allowed per game (72.4), No. 2 in yards allowed per carry (3.04 avg.) and No. 3 in runs of 10-plus yards allowed (eight).

►**At Jacksonville (Sept. 11):** Started and played 43 snaps, posting two tackles (one solo), a QB pressure and a QB hit...Early in the second quarter, brought down RB T.J. Yeldon for a 2-yard loss on a run up the middle...Helped limit the Jaguars to just 48 yards rushing on 26 carries (1.8 avg.), the first time they had rushed for 48 or fewer yards on 25-plus attempts since Nov. 14, 1999 (vs. Baltimore, 47 yards on 26 attempts).

►**At Minnesota (Sept. 18):** Started and appeared on 42 of 58 plays, finishing with five tackles (four solo), a sack and four QB hits...In the first quarter, walked back G Brandon Fusco to bring down QB Sam Bradford for a 9-yard sack...Later in the first quarter, stopped RB Adrian Peterson for a 1-yard loss on a run up the middle...Helped limit Peterson to just 19 yards on 12 carries (1.6 avg.), tied for the fourth-lowest yardage total of Peterson's career, with a long of 5 yards.

►**Vs. Detroit (Sept. 25):** Started and played 46 snaps, helping to limit the Lions to just 50 yards rushing on 23 carries (2.2 avg.)...Posted a solo tackle, when he drove back G Larry Warford and stopped RB Dwayne Washington for a 1-yard loss on a third-and-goal from the 1 early in the third quarter...Led the team with two QB hits.

►**Vs. N.Y. Giants (Oct. 9):** Started and appeared on 32 plays, finishing with two tackles (one solo) and a pass defensed...Deflected a QB Eli Manning pass intended for WR Odell Beckham Jr. over the middle midway through the second quarter...Helped limit the Giants to just 43 yards rushing on 15 carries (2.9 avg.), bringing Green Bay's four-game total to just 171 rushing yards allowed, the second-fewest allowed by an NFL team in the first four games of a season since individual stats began to be recorded in 1933 behind only the 157 yards allowed by the 1995 San Francisco 49ers.

►**Vs. Dallas (Oct. 16):** Started and played 48 snaps, recording a solo tackle.

11 Trevor Davis, WR, Rookie, California

• In two seasons at Cal, totaled 2,300 all-purpose yards, registering 1,071 yards receiving and seven touchdown catches on 64 receptions (16.7 avg.), 1,110 yards and two touchdowns on 45 kick returns (24.7 avg.), and 115 yards on 14 punt returns (8.2 avg.).

• In 2015, set career highs in games played (13), starts (nine), all-purpose yards (team-high 1,407), kickoff returns (32), kickoff-return yards (team-best 686), receptions (40), receiving yards (672) and yards per reception (16.8 avg., No. 2 on the team).

• As a junior, earned first-team All-Pacific-12 honors at kick returner from *Phil Steele's College Football* after ranking No. 2 nationally and leading the Pac-12 by averaging 32.6 yards per kickoff return, a school record.

2016 SEASON: Has played in four games, seeing time on offense and special teams...Has three punt returns for 29 yards (9.7 avg.) with five fair catches.

►**At Jacksonville (Sept. 11):** Inactive (shoulder).

►**At Minnesota (Sept. 18):** Made his NFL debut, seeing limited action on offense and special teams...Played five snaps on offense and handled punt-return duties late in the game (one fair catch, no returns).

►**Vs. Detroit (Sept. 25):** Played 12 snaps on offense and nine on special teams, returning one punt for 1 yard and drawing a 66-yard pass-interference penalty early in the second quarter...Got past CB Nevin Lawson deep down the middle of the field before being tripped up by him inside the 5-yard line as QB Aaron Rodgers rolled to his left and threw the deep pass to him...The penalty gave Green Bay the ball at the Detroit 2, and Rodgers found TE Richard Rodgers on the next play for a 2-yard TD pass.

►**Vs. N.Y. Giants (Oct. 9):** Had a 3-yard punt return along with two fair catches...Played seven snaps on offense.

►**Vs. Dallas (Oct. 16):** Posted a career-long 25-yard punt return late in the second quarter, the longest punt return of the season for the Packers, as he took the return out to the Green Bay 46...Also played 12 snaps on offense.

91 Jayrone Elliott, LB, 3rd Year, Toledo

• Set career highs in games played (14), tackles (17), solo tackles (14), interceptions (one), passes defensed (two), forced fumbles (one) and sacks (three) in 2015. Ranked No. 3 on the team with a career-best 11 special teams tackles.

• After making the 53-man roster, played in 13 regular-season games and both postseason contests as a rookie in 2014, contributing primarily on special teams.

• Finished the season with 15 special teams tackles in '14, No. 1 among Packers rookies and No. 2 on the team behind S Sean Richardson (17).

2016 SEASON: Has played in two games and has posted two tackles (both solo) and a QB pressure...Ranks No. 2 on the team with four tackles on special teams...Was sidelined for Weeks 1-2 due to a hamstring injury.

►**At Jacksonville (Sept. 11):** Inactive (hamstring).

►**At Minnesota (Sept. 18):** Inactive (hamstring).

►**Vs. Detroit (Sept. 25):** Played 28 snaps on defense and 14 on special teams in his season debut...Brought down WR Golden Tate for an 8-yard loss on an end-around midway through the second quarter, avoiding a block attempt from FB Michael Burton to tackle Tate in the backfield...Finished with two tackles (both solo) and a QB pressure and added two tackles on special teams, which was tied for the team lead.

►**Vs. N.Y. Giants (Oct. 9):** Appeared on 20 plays on special teams and tied for the team lead with two tackles for the second straight games...Also played seven snaps on defense.

►**Vs. Dallas (Oct. 16):** Played nine snaps on defense and 11 on special teams.

25 Marwin Evans, S, Rookie, Utah State

• Was one of five rookie free agents to make Green Bay's Week 1 roster.

• Started 13 of 27 games played at Utah State, totaling 83 tackles (36 solo), including 10 for a loss, two sacks, an interception for a 90-yard touchdown return, five pass breakups and three forced fumbles.

• Started all 13 games played as a senior in 2015, recording career highs in tackles (73), solo tackles (33), tackles for a loss (10), sacks (two), interceptions (one), pass breakups (five) and forced fumbles (two).

2016 SEASON: Has played in all five games on special teams and is tied for No. 3 on the team with three tackles.

►**At Jacksonville (Sept. 11):** Played six snaps on special teams in his NFL debut.

►**At Minnesota (Sept. 18):** Appeared on three plays on special teams...Made his first career tackle on special teams, bringing down WR Cordarrelle Patterson at the Minnesota 23 on a first-quarter kickoff return.

►**Vs. Detroit (Sept. 25):** Played 10 snaps on special teams and was tied for the team lead with a career-high two tackles.

►**Vs. N.Y. Giants (Oct. 9):** Appeared on 10 plays on special teams.

►**Vs. Dallas (Oct. 16):** Played 14 snaps on special teams.

51 Kyler Fackrell, LB, Rookie, Utah State

• Was named first-team All-Mountain West as a senior in 2015 after ranking first in the nation with five fumble recoveries and posting a school-record 12 QB hurries.

• Ranked second on the Aggies with 82 tackles in '15, including a team-high 15 tackles for a loss, along with four sacks and two forced fumbles.

• Became one of just 15 players in school history to earn first-team or second-team all-conference recognition three times during his career (2012-13, 2015).

2016 SEASON: Has played in all five games, seeing time on defense and special teams...Has recorded five tackles (all solo), two sacks, a QB hit and three pressures...Leads the team with five tackles on special teams.

►**At Jacksonville (Sept. 11):** Played 18 snaps on special teams, which was tied for the team high, and seven on defense in his NFL debut...Posted a tackle on special teams, bringing down RB Corey Grant at the Jacksonville 18 on the opening kickoff of the game.

►**At Minnesota (Sept. 18):** Appeared on seven defensive plays and 19 on special teams...Posted a solo tackle and a QB pressure.

►**Vs. Detroit (Sept. 25):** Saw increased action with LB Clay Matthews (foot/hamstring) and DE/LB Datone Jones (knee) sidelined, appearing on a career-high 37 plays on defense...Posted his first career sack, beating LT Taylor Decker in the fourth quarter to wrap up QB Matthew Stafford for a 9-yard loss...Also played 22 snaps on special teams and made a tackle.

►**Vs. N.Y. Giants (Oct. 9):** Posted a sack for the second straight game, beating RT Bobby Hart to get to QB Eli Manning for a 6-yard loss late in the first half, also forcing the first fumble of his career on the sack, one that DT Kenny Clark recovered at the New York 33 and returned 2 yards to help set up a Mason Crosby FG as time expired in the first half...Finished with three tackles (all solo), two pressures and one QB hit...Also played 21 snaps on special teams (tied for the team lead) and tied for the team lead with two tackles, both coming on kickoff coverage.

►**Vs. Dallas (Oct. 16):** Played 15 snaps on special teams and seven on defense...Wrapped up WR Lucky Whitehead at the Dallas 24 on a kickoff return early in the second quarter.

61 Brett Goode, LS, 9th Year, Arkansas

• Has appeared in 132 regular-season games and 11 playoff contests since joining the club in 2008, having recorded 12 coverage tackles and a fumble recovery in his eight-plus seasons, including a career-best five tackles in 2010.

• Has snapped for all seven of the longest field goals in franchise history (all by K Mason Crosby).

2016 SEASON: Has handled all snapping duties in the first four games.

►**At Jacksonville (Sept. 11):** Handled snapping duties for all punts and placements.

►**At Minnesota (Sept. 18):** Snapped for P Jake Schum's five punts and K Mason Crosby's two extra points.

►**Vs. Detroit (Sept. 25):** Handled snapping duties for Crosby's two FGs and four extra points and Schum's two punts.

►**Vs. N.Y. Giants (Oct. 9):** Snapped for Crosby's three FGs and two extra points and Schum's four punts.

►**Vs. Dallas (Oct. 16):** Got down the field to down Schum's 47-yard punt at the Dallas 3 late in the first half...Snapped for Crosby's three FGs and one extra point and Schum's one punt.

39 Demetri Goodson, CB, 3rd Year, Baylor

• Played in 14 games and both postseason contests in his second season in 2015, seeing time on defense and special teams. Recorded nine special teams tackles during the regular season, tied for No. 4 on the team, and was tied for the team lead with three tackles in the playoffs..

• Registered six special teams tackles in '14, No. 2 on the team among rookies behind only LB Jayrone Elliott.

2016 SEASON: Has played in one game and has recorded two tackles (both solo)...Was on reserve/suspended for the first four games of the season.

►**Vs. Dallas (Oct. 16):** Saw significant action in his season debut because of injuries to CBs Sam Shields, Damarious Randall and Quinten Rollins, appearing on 36 plays and recording two solo tackles.

98 Letroy Guion, DT, 9th Year, Florida State

• Saw action in 13 games with four starts (three at DE, one at NT) in 2015 and also appeared in both postseason contests.

• Finished No. 2 on the defensive line in tackles (41) behind DT Mike Daniels (66) and registered multiple tackles in 10 of 13 regular-season games played, as well as both playoff games.

• Started all 16 games for the first time in his career in his first season in Green Bay in 2014.

• Registered a career-high 62 tackles (31 solo), a career-best 3½ sacks, a forced fumble, a pass defended, 10 QB hits and 13 pressures in '14. Ranked second on the defensive line in tackles behind only Daniels (69).

2016 SEASON: Has started all four games he has played in and has registered 10 tackles (six solo), including three for a loss, and a QB hit...Was sidelined in Week 3 (knee)...Part of a run defense that ranks No. 3 in the league in rushing yards allowed per game (72.4), No. 2 in yards allowed per carry (3.04 avg.) and No. 3 in runs of 10-plus yards allowed (eight).

►**At Jacksonville (Sept. 11):** Started and played 39 snaps, recording four tackles (two solo), including two tackles for a loss...Brought down RB T.J. Yeldon for a 2-yard loss on a first-quarter run and then stopped him again for a 2-yard loss on a run on the same drive...Helped limit the Jaguars to just 48 yards rushing on 26 carries (1.8 avg.), the first time they had rushed for 48 or fewer yards on 25-plus attempts since Nov. 14, 1999 (vs. Baltimore, 47 yards on 26 attempts).

►**At Minnesota (Sept. 18):** Started, but was limited to just eight snaps of action after injuring his knee in the second quarter...Finished with two tackles (both solo), including one where he blew past C Joe Berger to bring down RB Adrian Peterson for a 4-yard loss on a run early in the second quarter.

►**Vs. Detroit (Sept. 25):** Inactive (knee), his first game missed due to injury as a member of the Packers.

►**Vs. N.Y. Giants (Oct. 9):** Started and played 28 snaps, finishing with two assisted tackles and a pass defended...Batted down a QB Eli Manning pass on New York's opening drive...Helped limit the Giants to just 43 yards rushing on 15 carries (2.9 avg.), bringing Green Bay's four-game total to just 171 rushing yards allowed, the second-fewest allowed by an NFL team in the first four games of a season since individual stats began to be recorded in 1933 behind only the 157 yards allowed by the 1995 San Francisco 49ers.

►**Vs. Dallas (Oct. 16):** Started and appeared on 38 plays, recording two solo tackles and a QB hit.

36 LaDarius Gunter, CB, 2nd Year, Miami

• One of two rookie free agents to make Green Bay's opening-day roster in 2015.

• Saw action in eight games as a rookie, recording two tackles on special teams.

• Appeared in one postseason contest, playing 31 snaps on defense and 13 on special teams due to an injury to CB Quinten Rollins.

2016 SEASON: Has played in all five games with four starts and has posted 14 tackles (11 solo), a tackle for a loss, two passes defended and a forced fumble.

►**At Jacksonville (Sept. 11):** Played 24 snaps on defense, registering two tackles (one solo).

►**At Minnesota (Sept. 18):** Made his first NFL start, opening at RCB

in place of an injured Sam Shields (concussion)...Played 35 snaps and posted a career-high five tackles (all solo) and a forced fumble...The forced fumble came early in the second quarter when he punched the ball out from WR Adam Thielen after he made a catch over the middle on third down, a fumble that Thielen recovered.

►**Vs. Detroit (Sept. 25):** Started for the second straight week at RCB in place of an injured Shields, appearing on 63 of 68 defensive plays and recording three tackles (all solo) and a pass defended...Came up to drill RB Theo Riddick on a first-quarter screen pass for a loss of 3 yards...Broke up a deep pass from QB Matthew Stafford to WR Marvin Jones in the second quarter, nearly making a leaping interception in the end zone.

►**Vs. N.Y. Giants (Oct. 9):** Started at RCB for the third straight contest in place of Shields, one of five defensive players to play all 56 snaps... Helped limit the Giants' top three WRs (Odell Beckham Jr., Sterling Shepard and Victor Cruz) to a combined seven catches for 70 yards (10.0 avg.) and a TD...Recorded an assisted tackle and a pass defended.

►**Vs. Dallas (Oct. 16):** Started at RCB for the fourth straight game, appearing on 64 of 65 snaps, and registered three tackles (two solo).

28 Josh Hawkins, CB, Rookie, East Carolina

• Was one of five rookie free agents to make Green Bay's opening-day roster.

• Started 28 of 50 career games played at East Carolina, totaling 139 tackles (88 solo), including 3½ for a loss, a forced fumble, nine interceptions and 22 pass breakups.

• Opened 10 of 12 games played as a senior in 2015, logging 42 tackles (27 solo), two interceptions for 100 return yards, and four pass breakups.

2016 SEASON: Has played in three games and has posted a pass defended...Was sidelined for Weeks 1-2 due to a hamstring injury.

►**At Jacksonville (Sept. 11):** Inactive (hamstring).

►**At Minnesota (Sept. 18):** Inactive (hamstring).

►**Vs. Detroit (Sept. 25):** Made his NFL debut, appearing on seven plays on defense and six on special teams...Had a pass defended midway through the second quarter, coming back on the ball and diving over WR Golden Tate as he knocked down QB Matthew Stafford's pass.

►**Vs. N.Y. Giants (Oct. 9):** Played 10 snaps on special teams.

►**Vs. Dallas (Oct. 16):** Appeared on three plays on special teams.

7 Brett Hundley, QB, 2nd Year, UCLA

• Served as the No. 3 QB behind Aaron Rodgers and Scott Tolzien in 2015 and was inactive for all 16 regular-season games and both playoff contests.

• Led the NFL with 630 passing yards in the 2015 preseason, completing 45 of 65 passes (69.2 percent) for seven TDs with one INT for a 129.6 passer rating (No. 3 in the NFL).

• Registered a 142.4 passer rating in the preseason finale vs. New Orleans (Sept. 3), connecting on 16 of 23 passes for 236 yards and four TDs with no INTs.

2016 SEASON: Has served as the No. 2 QB in all five games this season, but has not seen any action.

33 Micah Hyde, DB, 4th Year, Iowa

• Started 23 games in his first three seasons, opening 11 contests at nickel back, seven at free safety and five at strong safety.

• Only defensive back in franchise history (since 1982) to register a sack in each of his first four seasons in the NFL (2013-16).

• Is one of only two defensive backs in the NFL (Rams S T.J. McDonald) to register at least one sack each of the last four seasons.

• Is tied for No. 1 on the Packers (Sam Shields) with five interceptions since 2014, including a career-best three in 2015.

• Is tied for No. 1 in franchise history (Desmond Howard, Will Blackmon) with three career punt returns for TDs.

2016 SEASON: Has played in all five games with three starts (one at SS, one at CB, one as extra safety) and ranks No. 4 on the team with 27 tackles (19 solo), three tackles for a loss, a sack, a pass defended, a QB hit and a pressure...Has four fair catches but no returns on punts.

►**At Jacksonville (Sept. 11):** Played 32 snaps on defense and registered a solo tackle...Had a key fumble recovery on LB Joe Thomas' inter-

ception early in the first quarter, recovering the fumble at the Jacksonville 29 to retain possession and help set up the Green Bay offense for its first score...Was one of a host of defenders to bring down WR Allen Hurns for a 1-yard loss on fourth-and-1 with 23 seconds remaining to secure the 27-23 victory for Green Bay...Added a tackle on special teams and served as the punt returner, but did not have any returns.

►**At Minnesota (Sept. 18):** Played 34 snaps on defense and posted three tackles (one solo)...Also served as the primary punt returner, but did not have any returns (four fair catches).

►**Vs. Detroit (Sept. 25):** Started at SS in place of an injured Morgan Burnett (groin), appearing on 67 of 68 defensive plays...Led the team with a career-high 10 tackles (all solo), adding a pass defended and a QB hit.

►**Vs. N.Y. Giants (Oct. 9):** Started as the third CB with starters Damarious Randall (groin) and Sam Shields (concussion) both sidelined... Appeared on all 56 plays, one of five Green Bay defenders to do so, and matched his career high by posting 10 tackles (seven solo) for the second straight week, including a sack and three tackles for a loss...Helped limit the Giants' top three WRs (Odell Beckham Jr., Sterling Shepard and Victor Cruz) to a combined seven catches for 70 yards (10.0 avg.) and a TD... With just under two minutes remaining in the first half, broke up QB Eli Manning's pass intended for Shepard near the sideline on third-and-6, forcing the Giants to settle for a 41-yard FG...Was credited with a sack late in the third quarter when he knocked Beckham out of bounds after the WR took a toss and then was looking to pass...It marked his fourth straight season with a sack (2013-16), making him the only Green Bay defensive back (since 1982) to record a sack in each of his first four seasons.

►**Vs. Dallas (Oct. 16):** Started as the third safety and played 53 of 65 snaps, finishing with three tackles (all solo).

83 Jeff Janis, WR, 3rd Year, Saginaw Valley State

• Played in all 16 games last season, ranking No. 2 on the team with 15 tackles on special teams and posting a 29.0-yard average on 14 kickoff returns, including three of 45-plus yards.

• Registered seven catches for 145 yards (20.7 avg.) and two TDs in an NFC Divisional playoff contest at Arizona last season, becoming the first player in franchise history to record seven-plus receptions, 140-plus receiving yards and two-plus TD catches in a postseason game.

• Appeared in three contests as a rookie in 2014, posting two receptions for 16 yards (8.0 avg.).

2016 SEASON: Has played in all five games, seeing time on offense and special teams...Was limited to playing on special teams for the first three games because of an injured hand that required him to wear a club cast... Has two catches for 14 yards (7.0 avg.)...Has registered two tackles on special teams and has one kickoff return for 18 yards.

►**At Jacksonville (Sept. 11):** Playing with a club on his injured hand, appeared on 12 plays on special teams.

►**At Minnesota (Sept. 18):** Played 15 snaps on special teams.

►**Vs. Detroit (Sept. 25):** Appeared on 11 plays on special teams and saw his first offensive action of the season, playing the final three snaps of the game as QB Aaron Rodgers took a knee to run out the clock...Made a tackle on special teams.

►**Vs. N.Y. Giants (Oct. 9):** Appeared on 21 plays on special teams (tied for the team lead) and 13 on offense, playing without a club cast on his injured hand for the first time this season...Had an 18-yard kickoff return and a tackle on special teams.

►**Vs. Dallas (Oct. 16):** Played a season-high 32 snaps on offense and registered his first catches of the season, hauling in two passes for 14 yards (7.0 avg.).

95 Datone Jones, DE/LB, 4th Year, UCLA

• Ranks No. 2 among Packers defensive linemen with eight sacks since 2013 (Mike Daniels, 17).

• Finished second on the team with 13 QB hits in 2015.

• Played in 13 games with three starts and appeared in both playoff contests in 2014. Ranked No. 4 on the team in pressures (15) and tied for No. 5 in QB hits (eight) during the regular season.

2016 SEASON: Has played in four games and has registered nine tackles (three solo), a tackle for a loss, a QB hit and three pressures.

► **At Jacksonville (Sept. 11):** Played 40 snaps on defense and recorded a QB pressure and a QB hit...Helped limit the Jaguars to just 48 yards rushing on 26 carries (1.8 avg.), the first time they had rushed for 48 or fewer yards on 25-plus attempts since Nov. 14, 1999 (vs. Baltimore, 47 yards on 26 attempts).

► **At Minnesota (Sept. 18):** Appeared on 34 defensive plays and posted three tackles (two solo)...Stopped WR Cordarrelle Patterson for a 4-yard loss on an end-around early in the fourth quarter.

► **Vs. Detroit (Sept. 25):** Inactive (knee).

► **Vs. N.Y. Giants (Oct. 9):** Returned to action after missing one game and played 24 snaps on defense, recording two tackles (one solo) and two pressures.

► **Vs. Dallas (Oct. 16):** Played 33 snaps and registered four tackles (all solo).

27 Eddie Lacy, RB, 4th Year, Alabama

• Ranks No. 5 in the league in rushing yards (3,435) and tied for No. 6 in rushing TDs (23) since 2013.

• With 3,075 rushing yards from 2013-15, joined RB John Brockington (3,276, 1971-73) as the only two players in franchise history to rush for 3,000-plus yards in their first three seasons in the NFL.

• Was one of only two NFL players (Bills RB LeSean McCoy) to have three or more 100-yard rushing games each season from 2013-15.

• With 1,178 rushing yards in 2013 and 1,139 in 2014, became just the fifth player in franchise history to register back-to-back 1,000-yard rushing seasons.

2016 SEASON: Has started all five games and leads the team with 360 rushing yards on 71 carries (5.1 avg.)...Ranks No. 8 in the NFL in yards per carry and tied for No. 11 in rushing yards per game (72.0)...Has registered 10 runs of 10-plus yards...Also has four receptions for 28 yards (7.0 avg.).

► **At Jacksonville (Sept. 11):** Led the team with 61 rushing yards on 14 attempts (4.4 avg.), highlighted by a 28-yard run late in the third quarter...Took the handoff to the right side, first cutting left before cutting right at the second level as he made S Tashaun Gipson miss as he took the ball to the Jacksonville 17, a run that would help set up K Mason Crosby's 20-yard FG...Added a 17-yard catch on a screen pass in the second quarter, bouncing off a tackle attempt by S Johnathan Cyprien and then diving over Gipson at the end of the play.

► **At Minnesota (Sept. 18):** Posted a team-high 50 yards rushing on 12 carries (4.2 avg.)...Had two runs of 10-plus yards, a 13-yarder up the middle in the fourth quarter and a 12-yard gain off the left end in the third quarter.

► **Vs. Detroit (Sept. 25):** Led the team with 103 rushing yards on just 17 carries (6.1 avg.), the 11th 100-yard rushing game of his career as he moved past RB Dorsey Levens (10) for sole possession of the No. 5 spot in team history...Rushed for a season-high five first downs, highlighted by a 25-yard run in the second quarter that he took up the middle and then bounced out down the right sideline for the big gain.

► **Vs. N.Y. Giants (Oct. 9):** Led the team with 81 yards rushing on just 11 carries (7.4 avg.), exiting the game in the third quarter due to an ankle injury...Rushed for 77 yards in the first half, the second-best mark in his career in a first half behind only his 84-yard effort at Tampa Bay on Dec. 21, 2014...His average of 7.4 yards per carry was the second best of his career in a game with 10-plus carries behind only his 8.1 yard average vs. Minnesota on Oct. 2, 2014 (13 carries for 105 yards)...Posted a season-long 31-yard run midway through the second quarter, initially taking the run outside before cutting inside and then bouncing it out again, making S Andrew Adams miss at the second level as he took it down the sideline to the New York 49.

► **Vs. Dallas (Oct. 16):** Playing through an ankle injury, led the team with 65 yards on 17 carries (3.8 avg.), including a 25-yard run to the Dallas 28 midway through the first quarter...Took the carry off of right end, hurdling S Byron Jones toward the end of the run for extra yardage...It marked his third straight game with a carry of 25-plus yards, the first Packer to accomplish that feat in a single season since RB Ryan Grant in 2007 (Weeks 12-14).

70 T.J. Lang, G, 8th Year, Eastern Michigan

• Has started 84 games over the past five-plus seasons (2011-16), the most by any Green Bay player on the offensive side of the ball over that span.

• Opened all 15 contests he played in at RG in 2015 and was named a Pro Bowl alternate for the second straight season.

• Has started 86 games during his career, opening contests at four different positions (52 at RG, 27 at LG, five at RT, two at LT).

2016 SEASON: Has started all five games at RG...Part of a line that has helped the Packers rank tied for No. 5 in the NFL in sacks allowed with nine and No. 1 in third-down conversions (49.3 percent).

► **At Jacksonville (Sept. 11):** Started at RG and played all 64 snaps...Helped protect QB Aaron Rodgers as he was sacked just one time on the afternoon and as he threw for 199 yards and two TDs on 20-of-34 passing with a rushing TD.

► **At Minnesota (Sept. 18):** Started at RG and played 70 of 71 snaps, coming off the field for one play in the third quarter when his shoe fell off.

► **Vs. Detroit (Sept. 25):** Started at RG and played all 54 snaps, helping to clear the way for RB Eddie Lacy's season-high 103 yards rushing on just 17 carries (6.1 avg.)...Also protected Rodgers as he threw a season-high four TD passes, with all of them coming in the first half.

► **Vs. N.Y. Giants (Oct. 9):** Started at RG and played all 80 snaps, helping the offense record season bests for total yards (406), rushing yards (147), first downs (23) and time of possession (36:38)...Part of a line that did not allow a sack of Rodgers and helped clear the way for Lacy's 81 rushing yards on just 11 carries (7.4 avg.).

► **Vs. Dallas (Oct. 16):** Started at RG and played all 70 snaps, helping the offense post season highs for total first downs (24) and passing first downs (17)...Protected Rodgers as he completed 31 of 42 passes for 294 yards and a TD with one INT and was sacked just once on the afternoon.

94 Dean Lowry, DE, Rookie, Northwestern

• Earned second-team All-Big Ten honors as a senior in 2015 after posting 46 tackles (27 solo), including 13½ tackles for a loss (second on the team), three sacks, an interception, a fumble recovery and seven passes defended.

• Set a school single-game record and tied the sixth-best mark in conference history with six tackles for a loss in Northwestern's win at Nebraska in 2015.

• Was an honorable mention All-Big Ten choice as a junior in 2014 after recording 41 tackles (25 solo), including eight tackles for a loss, four sacks, a forced fumble and eight passes defended.

2016 SEASON: Has played in all five games, seeing limited action on defense and special teams...Has registered three tackles (two solo) and a tackle for a loss on defense along with two QB pressures.

► **At Jacksonville (Sept. 11):** Appeared on seven defensive plays in his NFL debut.

► **At Minnesota (Sept. 18):** Appeared on six plays on defense.

► **Vs. Detroit (Sept. 25):** Played 11 snaps on defense and six on special teams...Shed a block from LT Taylor Decker to stop RB Theo Riddick for a 1-yard loss on a second-quarter run...Finished with two tackles (both solo).

► **Vs. N.Y. Giants (Oct. 9):** Played eight snaps on defense, posting an assisted tackle and two QB pressures.

► **Vs. Dallas (Oct. 16):** Appeared on three plays on defense and one on special teams.

50 Blake Martinez, LB, Rookie, Stanford

• Finished his collegiate career with 257 tackles (137 solo), 13½ tackles for a loss, 6½ sacks, five interceptions and five forced fumbles in 51 games played. Led the team in tackles as a junior (102) and senior (141).

• Led the Pacific-12 and ranked seventh nationally with 141 tackles (75 solo) as a senior, averaging a conference-best 10.1 tackles per game. Recorded 84 more tackles than the No. 2 tackler on the team.

• In 2015, was named third-team All-America by *The Associated Press*, second-team All-America by *USA Today* and *Phil Steele's College Football*, and first-team All-Pac-12 by *AP* and *Phil Steele's College Football*.

2016 SEASON: Has played in all five games with four starts at ILB and

ranks No. 2 on the team with 31 tackles (21 solo), a tackle for a loss and a pass defended...Part of a run defense that ranks No. 3 in the league in rushing yards allowed per game (72.4), No. 2 in yards allowed per carry (3.04 avg.) and No. 3 in runs of 10-plus yards allowed (eight).

►**At Jacksonville (Sept. 11):** Started and played 47 snaps, becoming the first Green Bay rookie to start on defense in Week 1 since LB Nick Perry in 2012...Was tied for the team lead with nine tackles (five solo) and added a tackle on special teams...Helped limit the Jaguars to just 48 yards rushing on 26 carries (1.8 avg.), the first time they had rushed for 48 or fewer yards on 25-plus attempts since Nov. 14, 1999 (vs. Baltimore, 47 yards on 26 attempts).

►**At Minnesota (Sept. 18):** Started and played 41 snaps, recording six tackles (five solo) and a pass defended...Tackled RB Matt Asiata for a 2-yard loss on a run late in the fourth quarter...Helped limit RB Adrian Peterson to just 19 yards on 12 carries (1.6 avg.), tied for the fourth-lowest yardage total of Peterson's career, with a long of 5 yards.

►**Vs. Detroit (Sept. 25):** Started and played 30 snaps, leaving the game for a stretch after a cut on his face opened up again...Registered five tackles (all solo) and helped limit the Lions to just 50 yards rushing on 23 carries (2.2 avg.)...Added a tackle on special teams.

►**Vs. N.Y. Giants (Oct. 9):** Started and played 15 snaps, missing some action due to the cut on his face opening up again...Registered three tackles (two solo).

►**Vs. Dallas (Oct. 16):** Registered eight tackles (four solo), the second most on the team, in 46 snaps of action.

52 Clay Matthews, LB, 8th Year, Southern California

• Ranks No. 2 in franchise history with 70.5 career sacks, trailing only DE Kabeer Gbaja-Biamila (74.5).

• Has earned six Pro Bowl selections in his seven-year career, two more than any Packers linebacker and tied with DE Reggie White for the second-most selections by a defensive player in team history, trailing only S Willie Wood (eight).

• Became the first player in franchise history to earn Pro Bowl recognition in each of his first four seasons in the league (2009-12).

• Is tied for No. 1 in franchise history (since 1982) with four 10-sack seasons (White and Gbaja-Biamila).

2016 SEASON: Has started all four games he has played in (three at OLB, one at ILB) and ranks No. 2 on the team with three sacks...Has registered 12 tackles (11 solo), four tackles for a loss, six QB hits (No. 3 on the team) and five pressures (No. 2)...Part of a run defense that ranks No. 3 in the league in rushing yards allowed per game (72.4), No. 2 in yards allowed per carry (3.04 avg.) and No. 3 in runs of 10-plus yards allowed (eight).

►**At Jacksonville (Sept. 11):** Started at LOLB and played 53 snaps, finishing with four tackles (three solo), a sack, a QB pressure and a QB hit...Came from the right side to beat LT Kelvin Beachum for a 10-yard sack of QB Blake Bortles on third-and-2 midway through the first quarter...The sack gave him 68.5 for his career as he moved into a tie with White for No. 2 on the all-time franchise list (since 1982)...Added a tackle for a loss later in the first quarter, powering his way into the backfield to bring down RB T.J. Yeldon for a 7-yard loss.

►**At Minnesota (Sept. 18):** Started at ROLB and played 38 snaps, finishing with three tackles (all solo) a sack, three QB pressures and two QB hits...On a third-and-2 early in the third quarter, fought off a block from T Matt Kalil to sack QB Sam Bradford for a 7-yard loss and force a Minnesota punt.

►**Vs. Detroit (Sept. 25):** Inactive (ankle/hamstring), snapping a streak of 34 straight games played in the regular season.

►**Vs. N.Y. Giants (Oct. 9):** Returned to action, starting at ROLB and posting three tackles (all solo), a sack, a pressure and three QB hits...Early in the third quarter, fought off a block from LT Ereck Flowers to bring down QB Eli Manning for a 3-yard sack, the first time Matthews has started a season with a sack in each of his first three games played.

►**Vs. Dallas (Oct. 16):** Started the game as the lone ILB and played 45 snaps on the afternoon, finishing with two solo tackles.

88 Ty Montgomery, WR, 2nd Year, Stanford

• Played in six games with three starts as a rookie in 2015 before an ankle injury that he sustained in Week 6 vs. San Diego would sideline him for the remainder of the season.

• Caught 15 passes for 136 yards (9.1 avg.) and two TDs and posted a 31.1-yard average on seven kickoff returns last season.

• Finished his career at Stanford as the school's all-time leader in kickoff return yards with 2,493, besting Chris Owusu's mark of 2,132 yards from 2008-11.

2016 SEASON: Has played in all five games, seeing time on offense and special teams...Has 10 catches for 98 yards (9.8 avg.), five carries for 6 yards (1.2 avg.) and has returned six kickoffs for 147 yards (24.5 avg.)...Has posted a tackle on special teams.

►**At Jacksonville (Sept. 11):** Played 11 snaps on offense and 14 on special teams, returning one kickoff for 14 yards.

►**At Minnesota (Sept. 18):** Midway through the first quarter, partially blocked Jeff Locke's punt as the ball traveled just 3 yards to the Green Bay 46, giving the Packers their best field position of the evening to help set up their first score of the game (1-yard TD pass from QB Aaron Rodgers to WR Jordy Nelson)...Had one kickoff return for 21 yards.

►**Vs. Detroit (Sept. 25):** Had a 24-yard kickoff return and provided the offense with good field position because of his decision on another return late in the first quarter...With P Sam Martin's kickoff bouncing near the sideline inside the 5-yard line, got his feet out of bounds and extended his body to fall on the ball at the 3-yard line, giving the Packers possession at their 40-yard line since the ball is considered out of bounds according to the rule book...Added a tackle on special teams.

►**Vs. N.Y. Giants (Oct. 9):** Had one kickoff return for 24 yards.

►**Vs. Dallas (Oct. 16):** Played 35 snaps on offense and registered a career-high 10 catches for a career-best 98 yards (9.8 avg.), with six of the catches going for first downs...His catch total was the best by a Packer on the season...Also had 6 rushing yards on three carries (2.0 avg.) and two kickoff returns for 64 yards (32.0 avg.), highlighted by a season-long 40-yard return in the fourth quarter

68 Kyle Murphy, T, Rookie, Stanford

• Played in 54 games with 34 starts in four years at Stanford. Named third-team All-America by *Phil Steele's College Football* as a senior after serving as a team captain and starting all 14 games at left tackle.

• Started all 13 games at right tackle as a junior and was selected second-team All-Pacific-12 by *Phil Steele's College Football*.

• Played in 14 games with two starts in 2012, joining G Joshua Garnett as the first true freshmen offensive linemen to start at Stanford since 2000.

2016 SEASON: Has been inactive for all five games (healthy scratch).

87 Jordy Nelson, WR, 9th Year, Kansas State

• One of just two players in franchise history (WR Sterling Sharpe, 1989 and 1992) to register two seasons with 85-plus receptions and 1,300-plus receiving yards, having done it in 2011 and 2014.

• Eclipsed the 1,000-yard receiving mark three times over a four-year span (2011, 2013-14).

• Ranks No. 7 in franchise history in receptions (426), No. 8 in receiving yards (6,421) and tied for No. 5 in TD receptions (54).

• Set a single-season franchise record with 1,519 receiving yards in 2014, topping WR Robert Brooks' mark of 1,497 yards in 1995, on the way to being selected to his first career Pro Bowl and earning second-team All-Pro honors from *The Associated Press*.

• Ranked No. 4 in the NFL and No. 2 among wide receivers (Dez Bryant, 50) with 43 TD catches from 2011-14.

2016 SEASON: Has started all five games and has caught 26 passes for 312 yards (12.0 avg.) and five TDs...Is tied for No. 1 in the league in TD catches...Leads the team in receiving yards and ranks No. 2 in receptions...Posted five TD receptions in the first four games, tied for the fourth most in franchise history behind only Don Hutson (seven in 1942, six in 1945) and Bob Mann (six in 1951).

►**At Jacksonville (Sept. 11):** After missing the entire 2015 season due to a knee injury, returned to the starting lineup and played 54 snaps, tying

for the team lead with six catches for 32 yards (5.3 avg.) and a TD...The TD catch was the 50th of his career and came with just over three minutes remaining in the first half to give the Packers a 14-10 lead as he found an opening in the middle of the end zone.

►**At Minnesota (Sept. 18):** Started and played 68 of 71 snaps, pacing the team with 73 yards receiving and a TD on five catches (14.6 avg.)... Caught a 1-yard TD pass from QB Aaron Rodgers in the first quarter, moving him into sole possession of the No. 6 spot in team history with 51 TD catches...It marked the third time in his career that he had caught at least one TD pass in both of the first two games (also 2011 and 2013)... Made a leaping 39-yard catch down to the Minnesota 4 early in the fourth quarter over CB Trae Waynes that helped set up Rodgers' 10-yard TD run three plays later...Also had a 21-yard grab in the second quarter, hauling in a quick pass over Waynes before taking it down the sideline to the Minnesota 48.

►**Vs. Detroit (Sept. 25):** Started and played 49 of 54 snaps, leading the team with six catches for 101 yards (16.8 avg.) and two TDs, with all of his receptions coming in the first half...It marked the third time in his career that he had posted 100-plus receiving yards in a first half (Weeks 10-11 in 2014)...Joined WR James Jones as the only Packers over the past 15 seasons (2002-16) to register at least one TD grab in each of the first three games of the season...On his first TD, an 8-yard grab late in the first quarter, came out of the slot and went to the middle of the end zone before moving to his right to find an opening for a scrambling Rodgers to get him the ball...Helped set up the score with a 49-yard catch, the longest reception by a Packer in the first three games, as he beat LB Thurston Armbrister over the middle to make a leaping grab in stride before taking it down the sideline to the Detroit 11...Late in the first half, beat CB Darius Slay down the right sideline to catch a perfectly thrown ball from Rodgers over his shoulder for the 17-yard score...His two TD catches gave him 53 for his career, moving him into a tie with WR Greg Jennings for the No. 5 spot in franchise history.

►**Vs. N.Y. Giants (Oct. 9):** Started and played 72 of 80 snaps, finishing with four receptions for 38 yards (9.5 avg.) and a TD with all four catches going for first downs...On Green Bay's opening drive, freed himself from the coverage of CB Eli Apple in the end zone to make a diving grab for a 2-yard TD, making him the first Packer to catch a TD pass in each of the team's first four games since WR Bill Schroeder in 2001.

►**Vs. Dallas (Oct. 16):** Started and played 64 of 70 snaps...Caught five passes for 68 yards (13.6 avg.), including a 25-yard reception midway through the fourth quarter to help set up a 6-yard TD pass from Rodgers to WR Randall Cobb two plays later...Beat CB Anthony Brown down the sideline on the play to make a leaping grab down to the Dallas 11.

64 Mike Pennel, DT, 3rd Year, Colorado State-Pueblo

• Played in all 16 games with five starts in 2015 and posted 35 tackles (22 solo), a sack, a forced fumble, three QB hits and four pressures.

• Made the team as a rookie free agent and played in 13 games in 2014. One of two undrafted rookie free agents to be on the Packers' 53-man roster for Week 1 (LB Jayrone Elliott).

2016 SEASON: Has played in one game and has registered three tackles (all solo), including two tackles for a loss...Was on reserve/suspended for the first four games of the season.

►**Vs. Dallas (Oct. 16):** Played 13 snaps on defense in his season debut, recording three tackles (all solo), including two tackles for a loss...Tackled G Zack Martin at the Green Bay 34 in the second quarter after Martin recovered a QB Dak Prescott fumble following a 10-yard team sack...Also stopped RB Ezekiel Elliott for a 3-yard loss on a fourth-quarter run.

56 Julius Peppers, LB, 15th Year, North Carolina

• Has been selected to the Pro Bowl nine times during his career, including last season (2004-06, 2008-12, 2015), and has been named first-team All-Pro by *The Associated Press* three times (2004, 2006, 2010). Was named to the NFL's All-Decade Team for the 2000s.

• Has played in 223 games with 218 starts as a pro, appearing in all 16 contests in 12 of his first 14 seasons in the NFL. Has missed just two games due to injury during his career.

• Is the only player in NFL history with 100-plus sacks (138.5) and 10-plus

interceptions (11).

• Since entering the NFL in 2002, ranks No. 1 in the league in sacks (138.5) and No. 3 in forced fumbles (46). His career sack total ranks No. 6 in NFL history (since 1982).

2016 SEASON: Has played in all five games with two starts and ranks No. 3 on the team with 2.5 sacks...Has posted seven tackles (five solo), three tackles for a loss, a forced fumble, four QB hits and four pressures.

►**At Jacksonville (Sept. 11):** Played 29 snaps and posted an assisted tackle.

►**At Minnesota (Sept. 18):** Led the team with 1.5 sacks, moving into a tie for No. 7 in NFL history with Dent and Randle (137.5 sacks)...Midway through the second quarter, fought off a block from T Andre Smith to bring down QB Sam Bradford for a 7-yard sack and force a three-and-out... Shared a 9-yard sack with LB Nick Perry on a third-and-11 in the fourth quarter, knocking back Smith on his way to the 9-yard sack of Bradford.

►**Vs. Detroit (Sept. 25):** Started at LOLB with LB Clay Matthews sidelined (ankle/hamstring) and appeared on 32 plays...Posted two tackles (one solo) and a QB pressure.

►**Vs. N.Y. Giants (Oct. 9):** Appeared on 23 defensive plays and recorded a solo tackle, a pressure and a pass defended...Walked back G John Jerry late in the third quarter and batted down a QB Eli Manning pass.

►**Vs. Dallas (Oct. 16):** Started at LOLB and played 32 snaps, recording a turnover play late in the first quarter with a strip-sack of QB Dak Prescott...Beat RT Doug Free on the play to get to Prescott, hitting his arm to force the fumble that was caught in the air by LB Joe Thomas at the Green Bay 24 and returned 6 yards.

80 Justin Perillo, TE, 3rd Year, Maine

• Played in a career-high nine games last season and made the first receptions of his career, finishing with 11 catches for 102 yards (9.3 avg.) and a TD.

• Started out the 2015 season on Green Bay's practice squad before being signed to the 53-man roster on Oct. 14, where he remained for the rest of the season.

• Appeared in two games as a rookie in 2014, starting out the season on the practice squad for the first nine contests before being signed to the active roster for the final seven games and both playoff contests.

2016 SEASON: Has played in all five games, seeing limited action on offense and special teams...Has two catches for 17 yards (8.5 avg.).

►**At Jacksonville (Sept. 11):** Appeared on six plays on special teams.

►**At Minnesota (Sept. 18):** Played three snaps on offense and four on special teams.

►**Vs. Detroit (Sept. 25):** Saw increased action on offense with TE Jared Cook departing the game in the second quarter (ankle)...Played 17 snaps and had a 13-yard reception, his first catch of the season.

►**Vs. N.Y. Giants (Oct. 9):** Appeared on 13 plays on offense and seven on special teams.

►**Vs. Dallas (Oct. 16):** Had a 4-yard catch and played 16 snaps on offense...Also appeared on seven plays on special teams.

53 Nick Perry, LB, 5th Year, Southern California

• Tied the franchise record for sacks in a single postseason (LB Clay Matthews, 2010) with 3½ in the 2015 playoffs. His six career postseason sacks rank No. 3 in franchise history behind Matthews (10) and Reggie White (eight), and are the most in team history (since 1982) by a player in his first five games with Green Bay.

• Has posted at least one sack in four of his five career playoff games.

• Has registered a two-sack game in each of the last four seasons (2013-2016), the only player on the Packers to do so over that span.

2016 SEASON: Has started all five games and leads the team with a career-high 4.5 sacks...Is tied for No. 10 in the NFL in sacks...Ranks No. 5 on the defense with 26 tackles (19 solo) and leads the team in tackles for a loss (eight), QB pressures (11) and QB hits (10)...Also has a pass defended...Part of a run defense that ranks No. 3 in the league in rushing yards allowed per game (72.4), No. 2 in yards allowed per carry (3.04 avg.) and No. 3 in runs of 10-plus yards allowed (eight).

►**At Jacksonville (Sept. 11):** Started at ROLB and played 52 snaps, finishing with three tackles (all solo), a sack, a team-high four QB pres-

suers and a team-leading four QB hits...With the Packers leading 27-20 in the fourth quarter, brought down QB Blake Bortles for a 2-yard sack on third-and-11 with just over six minutes remaining to force the Jaguars to settle for a 50-yard FG from K Jason Myers...Dating back to the 2015 postseason, has posted 4½ sacks in the last three games...Added a tackle for a loss early in the fourth quarter, stopping RB T.J. Yeldon for a 2-yard loss on a run up the middle.

►**At Minnesota (Sept. 18):** Started at LOLB and appeared on 49 of 58 plays, recording five tackles (one solo), a half-sack, three pressures and two QB hits..Shared a 9-yard sack with LB Julius Peppers on a third-and-11 in the fourth quarter, knocking back T Matt Kalil on his way to the 9-yard sack of QB Sam Bradford.

►**Vs. Detroit (Sept. 25):** Started at ROLB and matched his career high with two sacks, the fourth straight season that he has posted a two-sack game (only Green Bay player to do so since 2013)...Both of his sacks came in the fourth quarter, the first on a third-and-6 at the Green Bay 24 when he beat LT Taylor Decker to bring down QB Matthew Stafford for an 8-yard loss as the Lions were forced to settle for a FG...Chased down Stafford on the next series for a zero-yard sack on a third-and-19 to force a Detroit punt...Brought down RB Theo Riddick for a 6-yard loss on a first-quarter run...Two plays later, tackled Riddick again for a 3-yard loss on another run...Late in the first quarter, batted down a QB Matthew Stafford pass near the line of scrimmage...Finished with nine tackles (eight solo), matching his career high set vs. San Francisco (Sept. 9, 2012), and added a QB hit and a pressure.

►**Vs. N.Y. Giants (Oct. 9):** Started at LOLB and registered a sack, marking his fourth straight game with at least a half-sack, the first time in his career that he had accomplished that feat...Midway through the third quarter, blew by LT Ereck Flowers and drilled QB Eli Manning for a 6-yard loss...Finished with four tackles (three solo), three pressures and three QB hits.

►**Vs. Dallas (Oct. 16):** Started and played 49 snaps, recording five tackles (four solo).

23 Damarious Randall, CB, 2nd Year, Arizona State

• Played in 15 games with nine starts (six at LCB, two at RCB, one in the slot) in 2015 and tied for the team lead and No. 2 among NFL rookies with three interceptions, including one he returned for a TD. Finished with a team-best 16 passes defended.

• Named the NFL's Defensive Rookie of the Month for November 2015, joining CB Casey Hayward (October 2012) as the only Green Bay defensive backs to win the award.

• Earned first-team All-Pacific-12 honors at safety as a senior in 2014 after he led the Sun Devils in tackles (106) and passes defended (12) and tied for the team lead with three interceptions.

2016 SEASON: Has started all four games he has played in at LCB and has recorded 14 tackles (12 solo), an interception and three passes defended (tied for the team lead)...Has added two tackles on special teams.

►**At Jacksonville (Sept. 11):** Started at LCB and posted eight tackles (six solo) and two passes defended (tied for the team lead)...Made the initial hit of WR Allen Hurns on fourth-and-1 with 23 seconds remaining as a group of Packers brought Hurns down for a 1-yard loss to secure the 27-23 victory for Green Bay...Added a tackle on special teams, running down RB Corey Grant at the Jacksonville 31 on a kickoff return early in the fourth quarter that could have gone for a bigger gain.

►**At Minnesota (Sept. 18):** Started at LCB and played all 58 snaps, joining S Ha Ha Clinton-Dix as the only Green Bay defensive players to do so...Posted five tackles on defense (three solo) and added a stop on special teams, wrapping up WR Cordarrelle Patterson at the Minnesota 44 on a fourth-quarter kickoff return.

►**Vs. Detroit (Sept. 25):** Started at LCB and played 57 of 68 snaps, missing some time due to illness...Early in the second quarter, perfectly timed it to get his hands in as TE Eric Ebron was attempting to make a catch at the Green Bay 31, ripping the ball out from Ebron and returning the interception 44 yards to the Detroit 25, a career-long INT return...Added two tackles (both solo).

►**Vs. N.Y. Giants (Oct. 9):** Inactive (groin).

►**Vs. Dallas (Oct. 16):** Started at LCB and played 18 snaps, but rein-

jured his groin making a tackle of WR Terrance Williams early in the second quarter and did not return...Posted two tackles (both solo).

99 Christian Ringo, DT, 1st Year, Louisiana-Lafayette

• Originally drafted by the Packers as their second selection in the sixth round (210th overall) of the 2015 NFL Draft. Was on Green Bay's practice squad for the entire 2015 season.

• Started all 13 games as a senior in 2014, anchoring a defensive line that helped the Ragin' Cajuns lead the Sun Belt in rushing defense while ranking third in sacks.

• Was named the state's Defensive Player of the Year by the Louisiana Sports Writers Association after ranking seventh in the nation in tackles for loss (20) and 12th in the country in sacks (11½). His 11½ sacks tied the school single-season record and he also finished tied for No. 1 in school history with 21.0 career sacks.

2016 SEASON: Has played in three games and has posted four tackles (one solo).

►**At Jacksonville (Sept. 11):** Played 12 snaps on defense in his NFL debut and posted a solo tackle, stopping RB T.J. Yeldon for a 1-yard loss on a run up the middle in the second quarter.

►**At Minnesota (Sept. 18):** Appeared on six plays on defense.

►**Vs. Detroit (Sept. 25):** Saw his most significant action on defense to date with DT Letroy Guion (knee) sidelined, appearing on 24 snaps and posting a career-high three tackles (all assists)...Helped limit the Lions to just 50 yards rushing on 23 carries (2.2 avg.) with a long run of 9 yards.

►**Vs. N.Y. Giants (Oct. 9):** Inactive (healthy scratch).

►**Vs. Dallas (Oct. 16):** Inactive (healthy scratch).

22 Aaron Ripkowski, FB, 2nd Year, Oklahoma

• Played in 15 games as a rookie last season, seeing action primarily on special teams, and posted nine tackles (tied for No. 4 on the team).

• Was tied with CB Damarious Randall (15) for the most games played by a Green Bay rookie in 2015.

• Began his career at Oklahoma as a walk-on and went on to play in 47 games with 17 starts in four seasons.

2016 SEASON: Has played in all five games with two starts, seeing time primarily on offense and special teams...Has three carries for 17 yards (5.7 avg.).

►**At Jacksonville (Sept. 11):** Played 18 snaps on special teams, tied for the team lead, and eight snaps on offense.

►**At Minnesota (Sept. 18):** Appeared on 19 plays on special teams and two on offense.

►**Vs. Detroit (Sept. 25):** Started his first career game and seemed to be in position for the most significant offensive action of his career, but was limited to just 11 snaps before departing in the second quarter due to a back injury...Was the lead blocker on RB Eddie Lacy's game-long 25-yard run in the second quarter, sealing LB Kyle Van Noy to create a running lane up the middle.

►**Vs. N.Y. Giants (Oct. 9):** Saw the most significant action of his career, appearing on 25 plays and posting a career-high 17 yards rushing on two carries (8.5 avg.)...Had a career-best 13-yard run midway through the fourth quarter as he dragged a host of defenders on a run up the middle to the New York 10, helping to set up a 25-yard Mason Crosby FG that put Green Bay up, 23-9...Helped clear the way for Lacy's 81 yards rushing on just 11 carries (7.4 avg.), part of a 147-yard rushing effort by the offense, a season high.

►**Vs. Dallas (Oct. 16):** Started and played 18 snaps on offense, carrying the ball once for no gain...Also appeared on 14 plays on special teams.

12 Aaron Rodgers, QB, 12th Year, California

• Ranks No. 1 in NFL history (min. 1,500 attempts) in career passer rating (103.5), interception percentage (1.63) and TD/INT ratio (3.87, 267/69).

• Has posted five seasons (2009, 2011-12, 2014-15) with 500-plus passing attempts and eight or fewer INTs, the most in NFL history ahead of Patriots QB Tom Brady (three seasons) and five QBs (one season each).

• Was named the league's Most Valuable Player by *The Associated Press* in 2014 for the second time in his career (2011), becoming the eighth player in league history to win the honor multiple times.

- Is the only quarterback in league history to record a 100-plus passer rating in six consecutive seasons (2009-14), with no other QB doing so in more than four straight years.
- Is one of only eight quarterbacks in NFL annals with 30,000-plus passing yards and 2,000-plus rushing yards.
- In 124 career regular-season starts (83-41 record), has posted 43 games with 300-plus passing yards, 71 without an interception (min. 15 attempts) and 67 with a 100-plus passer rating.
- Has been selected to the Pro Bowl in five of the last seven seasons (2009, 2011-12, 2014-15).

2016 SEASON: Has completed 109 of 181 passes for 1,170 yards and 10 TDs with four INTs for an 88.4 passer rating...Is tied for No. 8 in the league in TD passes and ranks No. 6 in TD percentage (5.5)...Is tied for No. 3 among NFL quarterbacks with two rushing TDs, and has 89 yards on 20 carries (4.5 avg.), good for No. 7 among QBs in rushing yards per game (17.8).

►**At Jacksonville (Sept. 11):** Threw for 199 yards and two TDs on 20-of-34 passing for a 95.1 passer rating...Added a 6-yard rushing TD on Green Bay's opening possession, giving him 11 games with two-plus passing TDs and one-plus rushing TDs since 2008, second most over that span behind only Panthers QB Cam Newton...His TD passes came on back-to-back drives late in the first half...Connected with WR Jordy Nelson for a 6-yard TD pass with just over three minutes remaining in the first half, buying time in the pocket before moving to his right to find Nelson in the middle of the end zone...With CB Jalen Ramsey attempting to pull him down by the back of his jersey, threw a perfectly placed 29-yard TD pass to WR Davante Adams over CB Davon House in the end zone with 13 seconds remaining in the half.

►**At Minnesota (Sept. 18):** Connected on 20 of 36 passes for 213 yards and a TD with one INT (70.7 passer rating)...Rushed for 29 yards on three carries (9.7 avg.), highlighted by a 10-yard TD run up the middle early in the fourth quarter...It marked just the third time in his career (Weeks 9-10, 2009; Weeks 2-3, 2010) that he had posted a rushing TD in back-to-back games.

►**Vs. Detroit (Sept. 25):** Posted a season-high 129.3 passer rating, connecting on 15 of 24 passes for 205 yards and four TDs with no INTs, with all four of the TD passes coming in the first half...It marked just the second time in his career that he had thrown four-plus TD passes in a first half (six vs. Chicago, Nov. 9, 2014)...His 24 passing attempts were the fewest in his career in a game that he threw four-plus TD passes...Threw two TD passes to Nelson, including a perfectly placed 17-yard pass over Nelson's shoulder late in the first half to put Green Bay up, 31-3...With just under 3:30 remaining and the Packers leading 34-27, scrambled to pick up 11 yards on a third-and-8 that helped seal the win...Finished with 22 yards rushing on five carries (4.4 avg.).

►**Vs. N.Y. Giants (Oct. 9):** Threw for 259 yards and two TDs with two INTs on 23-of-45 passing for a 65.0 passer rating...Threw a 2-yard TD pass to Nelson on the opening drive, his 50th to Nelson in the regular season, the second-most prolific combo in franchise history behind only QB Brett Favre and WR Antonio Freeman (57)...On Green Bay's opening drive, had a key 11-yard run to the Giants' 6 on third-and-10, bouncing around the pocket before taking it down the left sideline for the first down that set up his TD pass to Nelson just two plays later...Midway through the second quarter, perfectly placed a ball over the shoulder of Adams down the right sideline with CB Michael Hunter covering him for a 29-yard score.

►**Vs. Dallas (Oct. 16):** Completed a season-high 31 passes on 42 attempts for a season-best 294 yards and a TD with one INT for a 90.8 passer rating...Completed passes to nine different players, a season high.

82 Richard Rodgers, TE, 3rd Year, California

- Had 58 receptions in 2015, becoming just the fourth TE in team history to record 55-plus receptions in a season (Paul Coffman, Jermichael Finley, Jackie Harris).
- Was one of only four TEs in the NFL last season to register 55-plus catches, 500-plus receiving yards and eight or more TD receptions (Rob Gronkowski, Jordan Reed, Gary Barnidge).
- Registered 10 TD catches in 2014-15, tied for the most by a Green Bay TE in his first two seasons since the 1970 AFL-NFL merger (Bubba Franks,

2000-01). His eight TD receptions in '15 were tied for the fifth most in a season by a Packers TE.

- Set a single-game franchise record for tight ends with 146 receiving yards last season at Detroit in Week 13, highlighted by his game-winning 61-yard TD catch on the final play of the game.

2016 SEASON: Has played in all five games with two starts and has eight catches for 77 yards (9.6 avg.) and a TD.

►**At Jacksonville (Sept. 11):** Appeared on 25 plays on offense and made 22-yard catch in the third quarter to the Jacksonville 8 that helped set up K Mason Crosby's 25-yard FG...Was covered by S Johnathan Cyprien on the play, extending his arms out to make a diving grab near the sideline.

►**At Minnesota (Sept. 18):** Had two receptions for 25 yards (12.5 avg.) in 36 snaps of action.

►**Vs. Detroit (Sept. 25):** Started for the first time on the season and had two catches for 9 yards (4.5 avg.) and a TD...Came across the field to catch a pass from QB Aaron Rodgers, who was moving to his right, for a 2-yard TD as he slid into the end zone.

►**Vs. N.Y. Giants (Oct. 9):** Started and played 73 of 80 snaps, making a 6-yard catch and helping the Packers rush for a season-high 147 yards on 32 carries (4.6 avg.).

►**Vs. Dallas (Oct. 16):** Appeared on 47 plays and caught two passes for 15 yards (7.5 avg.).

24 Quinten Rollins, CB, 2nd Year, Miami (Ohio)

• Played in 14 games with four starts (two at LCB, two at RCB) in 2015, recording 35 tackles (25 solo), a sack, two interceptions (one for a TD) and nine passes defended in his rookie season.

• Was tied for No. 3 on the team in INTs and tied for No. 4 among NFL rookies.

• Finished second among Packers rookies (Aaron Ripkowski, nine) with seven special teams tackles.

• Recorded two interceptions vs. St. Louis last season in Week 5, becoming the first Green Bay rookie to do so since CB Casey Hayward had two at Houston on Oct. 14, 2012. Returned the first interception 45 yards for a TD, becoming the first Packers rookie to record a pick-six since S Marques Anderson in 2002 (vs. Detroit, Nov. 10).

2016 SEASON: Has started all four games (one at LCB, three as the third CB) he has appeared in and has posted eight tackles (four solo) and four passes defended (tied for the team lead).

►**At Jacksonville (Sept. 11):** Started as the third CB as the defense opened in the nickel and played 47 snaps...Posted two tackles (one solo) and two passes defended (tied for the team lead)...With less than a minute remaining in the game and the Packers leading, 27-23, made a leaping breakup of QB Blake Bortles' pass intended for WR Allen Robinson in the end zone.

►**At Minnesota (Sept. 18):** Started as the third CB and played 41 snaps, posting a pair of solo tackles.

►**Vs. Detroit (Sept. 25):** Started as the third CB and played 67 of 68 defensive snaps...Recorded an assisted tackle.

►**Vs. N.Y. Giants (Oct. 9):** Started at LCB in place of an injured Damarious Randall (groin) and played all 56 snaps, one of five Green Bay players to do so on defense...Helped limit the Giants' top three WRs (Odell Beckham Jr., Sterling Shepard and Victor Cruz) to a combined seven catches for 70 yards (10.0 avg.) and a TD...Broke up a deep pass early in the fourth quarter from QB Eli Manning intended for Cruz, nearly making the interception as Cruz appeared to drag him down...Finished with four tackles (three solo) and a team-high two passes defended.

►**Vs. Dallas (Oct. 16):** Inactive due to a groin injury sustained in practice the day before the game.

47 Jake Ryan, LB, 2nd Year, Michigan

• Played in 14 games with five starts as a rookie, opening at BLB for the final five contests. Registered 47 tackles (32 solo) and a fumble recovery on defense and six tackles on special teams.

• Started both postseason games and recorded 10 tackles (seven solo). Including the playoffs, tallied six or more tackles in six of the seven games he started in 2015.

- Served as a team captain for his final two seasons and was a three-time winner (2012-14) of the Roger Zatkoff Award, given to Michigan's top LB. He is the only player to win the award, which was established in 1991, three times.

2016 SEASON: Has played in five games with four starts and leads the team with 35 tackles (21 solo)...Has added three tackles for a loss, two passes defended and a QB pressure...Part of a run defense that ranks No. 3 in the league in rushing yards allowed per game (72.4), No. 2 in yards allowed per carry (3.04 avg.) and No. 3 in runs of 10-plus yards allowed (eight).

►**At Jacksonville (Sept. 11):** Started at ILB and played 43 snaps, finishing with eight tackles (four solo) and his first career pass defended... Broke up a short pass over the middle from QB Blake Bortles intended for WR Allen Hurns in the second quarter...Helped limit the Jaguars to just 48 yards rushing on 26 carries (1.8 avg.), the first time they had rushed for 48 or fewer yards on 25-plus attempts since Nov. 14, 1999 (vs. Baltimore, 47 yards on 26 attempts).

►**At Minnesota (Sept. 18):** Started at ILB, appearing on 45 of 58 plays, and registered a team-high nine tackles (six solo) and a pass defended... Stopped RB Adrian Peterson for a 2-yard loss on a run early in the third quarter...Helped limit Peterson to just 19 yards on 12 carries (1.6 avg.), tied for the fourth-lowest yardage total of Peterson's career, with a long of 5 yards.

►**Vs. Detroit (Sept. 25):** Started at ILB and played 56 snaps...Recorded eight tackles (five solo), including a tackle for a loss in the third quarter when he sprinted up the field to bring down RB Dwayne Washington for a 3-yard loss on a reception in the flat...Added a QB pressure...Helped limit the Lions to just 50 yards rushing on 23 carries (2.2 avg.).

►**Vs. N.Y. Giants (Oct. 9):** Started at ILB and played 41 snaps, finishing with six tackles (five solo), including a tackle for a loss...Came up to bring down RB Orleans Darkwa for a 1-yard loss on a run early in the third quarter...Helped limit the Giants to just 43 yards rushing on 15 carries (2.9 avg.), bringing Green Bay's four-game total to just 171 rushing yards allowed, the second-fewest allowed by an NFL team in the first four games of a season since individual stats began to be recorded in 1933 behind only the 157 yards allowed by the 1995 San Francisco 49ers.

►**Vs. Dallas (Oct. 16):** Didn't start as the defense opened with a lone ILB (Clay Matthews), but played 45 snaps and registered four tackles (one solo).

10 Jacob Schum, P, 2nd Year, Buffalo

- Was claimed off waivers on Aug. 30 from Tampa Bay, where played in all 16 games last season and averaged 41.9 yards per punt (38.0 net average) on 56 attempts with 15 punts inside the 20.

- Was originally signed as an undrafted free agent by the Cleveland Browns in 2013 and also spent time with the New York Jets.

2016 SEASON: Has played in all five games and has recorded a 40.8-yard gross average and a net average of 38.6 yards on 16 punts with three inside the 20.

►**At Jacksonville (Sept. 11):** Punted four times in his Green Bay debut, posting a 46.0-yard gross average with a net average of 42.5 yards.

►**At Minnesota (Sept. 18):** Posted a 38.6-yard gross average and net average on five punts, with one inside the 20.

►**Vs. Detroit (Sept. 25):** Punted twice on the afternoon (both in the fourth quarter) and recorded a 41.5-yard gross average and a net average of 33.5 yards...Had a 40-yard punt to the Detroit 12 that resulted in just a 1-yard return for WR Andre Roberts.

►**Vs. N.Y. Giants (Oct. 9):** Posted a 36.5-yard average and a 35.0-yard net average on four punts.

►**Vs. Dallas (Oct. 16):** Punted just once on the afternoon, a 47-yard kick late in the first half that was downed at the Dallas 3-yard line.

37 Sam Shields, CB, 7th Year, Miami

- Has 23 interceptions (including the postseason) since entering the NFL in 2010, good for No. 6 in the NFL over that span.

- Was tied for the team lead with three interceptions in 2015, his fourth season with three-plus interceptions in the last five years, tied for No. 1 in the NFL over that span (2011-15).

- Earned his first career Pro Bowl selection in 2014, replacing Patriots CB Darrelle Revis, who played in the Super Bowl.

- Recorded a franchise-leading fifth career postseason interception in the 2014 NFC Championship Game at Seattle.

2016 SEASON: Has played in one game and has posted five tackles (four solo)...Has been inactive for four games (Weeks 2-3, 5-6) due to a concussion.

►**At Jacksonville (Sept. 11):** Started at RCB and played 62 snaps, finishing with five tackles (four solo)...Left the game late in the fourth quarter after sustaining a concussion.

►**At Minnesota (Sept. 18):** Inactive (concussion).

►**Vs. Detroit (Sept. 25):** Inactive (concussion).

►**Vs. N.Y. Giants (Oct. 9):** Inactive (concussion).

►**Vs. Dallas (Oct. 16):** Inactive (concussion).

78 Jason Spriggs, T, Rookie, Indiana

- Played in 48 career games over four seasons with 47 starts at left tackle for the Hoosiers.

- Named first-team All-America by the Football Writers Association of America (FWAA) and *Phil Steele's College Football* as a senior. Also received the Hoosiers' Chris Dal Sasso Award (outstanding lineman) and was the first Outland Trophy semifinalist in school history.

- In 2014, was named honorable mention All-Big Ten by the media after giving up two sacks in 689 snaps and recording 45 knockdowns.

2016 SEASON: Has played in all five games, seeing action on offense and on special teams (extra points and field goals).

►**At Jacksonville (Sept. 11):** Played five snaps on special teams in his NFL debut.

►**At Minnesota (Sept. 18):** Appeared on two plays on special teams (extra points).

►**Vs. Detroit (Sept. 25):** Played six snaps on special teams.

►**Vs. N.Y. Giants (Oct. 9):** Saw his first action as a pro on offense, appearing on five snaps as an extra lineman on the right side.

►**Vs. Dallas (Oct. 16):** Saw the most significant action of his career, playing 18 offensive snaps as he took over at RT for an injured Bryan Bulaga (back) midway through the fourth quarter...Recovered a fumble by QB Aaron Rodgers on a sack late in the fourth quarter to retain possession for the Packers...Also saw action earlier in the game as an extra lineman.

44 James Starks, RB, 7th Year, Buffalo

- Played in all 16 games for the second straight season in 2015 and recorded career highs in starts (four), rushing yards (601), receptions (43), receiving yards (392), receiving TDs (three) and yards from scrimmage (993).

- Was was one of just five RBs in the league to register 600-plus rushing yards and 390-plus receiving yards in 2015.

- Rushed for 493 yards and a career-high three TDs on 89 carries in 2013, an average of 5.54 yards per carry that ranked No. 1 in the NFL among players with 80-plus attempts.

- Posted a league-leading 315 rushing yards in the 2010 postseason, third most ever by a rookie RB in the postseason behind only Washington's Timmy Smith (342 in 1987) and Baltimore's Jamal Lewis (338 in 2000).

2016 SEASON: Has played in four games and has 42 yards rushing on 24 carries (1.8 avg.) with six catches for 50 yards (8.3 avg.).

►**At Jacksonville (Sept. 11):** Had four carries for 7 yards (1.8 avg.) and a 6-yard catch in 18 snaps of action.

►**At Minnesota (Sept. 18):** Posted a 16-yard reception and 3 rushing yards on seven carries (0.4 avg.).

►**Vs. Detroit (Sept. 25):** Registered a 9-yard catch and had one carry for -1 yards.

►**Vs. N.Y. Giants (Oct. 9):** Saw his most significant action of the season with RB Eddie Lacy sidelined with an ankle injury for much of the second half...Posted 33 rushing yards on 12 carries (2.8 avg.) and added three receptions for 19 yards (6.3 avg.).

►**Vs. Dallas (Oct. 16):** Inactive (knee).

65 Lane Taylor, G, 4th Year, Oklahoma State

- Started the first games of his career in 2015, opening at RG at Detroit in Week 13 in place of an injured T.J. Lang and at LG in Week 17 vs. Minnesota with Josh Sitton sliding to LT in place of an injured David Bakhtiari.

- Played in all 16 contests in 2014, seeing limited action on offense at both guard spots and as an extra lineman, and on special teams.

- Was one of three rookie free agents to make Green Bay's opening-day roster in 2013.

2016 SEASON: Has started all five games at LG...Part of a line that has helped the Packers rank tied for No. 5 in the NFL in sacks allowed with nine and No. 1 in third-down conversions (49.3 percent).

►**At Jacksonville (Sept. 11):** Started at LG and played all 64 snaps... Helped protect QB Aaron Rodgers as he was sacked just one time on the afternoon and as he threw for 199 yards and two TDs on 20-of-34 passing with a rushing TD.

►**At Minnesota (Sept. 18):** Started at LG and played all 71 snaps.

►**Vs. Detroit (Sept. 25):** Started at LG and played all 54 snaps, helping to clear the way for RB Eddie Lacy's season-high 103 yards rushing on just 17 carries (6.1 avg.)...Also protected Rodgers as he threw a season-high four TD passes, with all of them coming in the first half.

►**Vs. N.Y. Giants (Oct. 9):** Started at LG and played all 80 snaps, helping the offense record season bests for total yards (406), rushing yards (147), first downs (23) and time of possession (36:38)...Part of a line that did not allow a sack of Rodgers and helped clear the way for Lacy's 81 rushing yards on just 11 carries (7.4 avg.).

►**Vs. Dallas (Oct. 16):** Started at LG and played all 70 snaps, helping the offense post season highs for total first downs (24) and passing first downs (17)...Protected Rodgers as he completed 31 of 42 passes for 294 yards and a TD with one INT and was sacked just once on the afternoon.

48 Joe Thomas, LB, 2nd Year, South Carolina State

- Played in 14 games in 2015 and registered 24 tackles (16 solo), a sack, a forced fumble, five QB hits, four pressures and two passes defensed.

- Added nine tackles on special teams, which was tied for No. 4 on the team.

- Was with the Packers during the 2015 offseason and preseason before being waived on Sept. 5, 2015. Was signed to Green Bay's 53-man roster on Sept. 21, 2015, from the Dallas Cowboys' practice squad.

- Entered the league with the Packers as an undrafted free agent in May 2014. Was on Green Bay's practice squad for the final eight games of the 2014 regular season and both playoff contests.

2016 SEASON: Has played in all five games and has recorded 14 tackles (11 solo), a tackle for a loss, an interception, a fumble recovery and four passes defensed (tied for the team lead)...Has one tackle on special teams.

►**At Jacksonville (Sept. 11):** Played 25 snaps on defense and recorded three tackles (two solo) and his first career interception...The INT came on his first snap of the season when he picked off QB Blake Bortles' pass intended for WR Marqise Lee that was deflected by CB Quinten Rollins at the Jacksonville 41...On the play, initially came on a blitz up the middle before turning back to head up the field and make the interception, returning it 9 yards to help set up the Green Bay offense for its first score of the day...Was one of a host of defenders to bring down WR Allen Hurns for a 1-yard loss on fourth-and-1 with 23 seconds remaining to secure the 27-23 victory for Green Bay.

►**At Minnesota (Sept. 18):** Appeared on 17 plays on defense and 18 on special teams...Registered five tackles (all solo), including a tackle for a loss when he drilled RB Jerick McKinnon for a 1-yard loss on a pass in the flat in the first quarter.

►**Vs. Detroit (Sept. 25):** Played 38 snaps on defense and recorded three tackles (all solo)...Led the defense with a career-high two passes defensed, including one midway through the fourth quarter when he made a leaping deflection of QB Matthew Stafford's pass deep over the middle intended for TE Eric Ebron, a pass that he nearly intercepted...Added a tackle on special teams.

►**Vs. N.Y. Giants (Oct. 9):** Appeared on a season-high 41 plays and posted two tackles (one solo) and a pass defensed...Jumped to make a deflection of QB Eli Manning's pass intended for WR Sterling Shepard in

the fourth quarter on a third down to force a punt.

►**Vs. Dallas (Oct. 16):** Played 10 snaps on defense and recorded an assisted tackle and his first career fumble recovery...Late in the first quarter, recovered a QB Dak Prescott fumble forced by LB Julius Peppers on a sack, catching the ball in the air and returning it 6 yards to the Green Bay 30.

73 JC Tretter, C/G, 4th Year, Cornell

- Saw the most significant action of his career in 2015, appearing in all 16 games with three starts at center in place of an injured Corey Linsley.

- Has seen game action at center, left guard and both tackle spots during his NFL career.

- Was on track to be the starting center in 2014, opening at that position for the first three preseason contests that year, but sustained a knee injury vs. Oakland (Aug. 22) that would sideline him for the first half of the season.

- Played in the final eight regular-season games and both playoff contests. Spent the majority of his rookie campaign in 2013 on reserve/physically unable to perform after sustaining a significant ankle injury during the first practice of Organized Team Activities in the spring.

2016 SEASON: Has started all five games at C...Part of a line that has helped the Packers rank tied for No. 5 in the NFL in sacks allowed with nine and No. 1 in third-down conversions (49.3 percent).

►**At Jacksonville (Sept. 11):** Started at C and played all 64 snaps... Helped protect QB Aaron Rodgers as he was sacked just one time on the afternoon and as he threw for 199 yards and two TDs on 20-of-34 passing with a rushing TD.

►**At Minnesota (Sept. 18):** Started at C and appeared on all 71 offensive plays...Had a key fumble recovery in the first quarter, diving on a fumble by QB Aaron Rodgers on a sack at the Green Bay 12.

►**Vs. Detroit (Sept. 25):** Started at C and played all 54 snaps, helping to clear the way for RB Eddie Lacy's season-high 103 yards rushing on just 17 carries (6.1 avg.)...Also protected Rodgers as he threw a season-high four TD passes, with all of them coming in the first half.

►**Vs. N.Y. Giants (Oct. 9):** Started at C and played all 80 snaps, helping the offense record season bests for total yards (406), rushing yards (147), first downs (23) and time of possession (36:38)...Part of a line that did not allow a sack of Rodgers and helped clear the way for Lacy's 81 rushing yards on just 11 carries (7.4 avg.).

►**Vs. Dallas (Oct. 16):** Started at C and played all 70 snaps, helping the offense post season highs for total first downs (24) and passing first downs (17)...Protected Rodgers as he completed 31 of 42 passes for 294 yards and a TD with one INT and was sacked just once on the afternoon.

National Football League Game Summary

NFL Copyright © 2016 by The National Football League. All rights reserved. This summary and play-by-play is for the express purpose of assisting media in their coverage of the game; any other use of this material is prohibited without the written permission of the National Football League. Updated: 10/17/2016

Date: Sunday, 10/16/2016

Dallas Cowboys at Green Bay Packers

Start Time: 3:25 PM CDT

at Lambeau Field, Green Bay, WI

Game Day Weather

Temp: 69° F (20.6° C) Humidity: 63%, Wind: NE 8 mph

Played Outdoor on Turf: DD GrassMaster

Officials

Referee: Allen, Brad (122)	Umpire: Bryan, Fred (11)	Head Linesman: Mello, Jim (48)
Line Judge: Symonette, Thomas (100)	Side Judge: Meslow, David (118)	Field Judge: Hill, Tom (97)
Back Judge: Hochuli, Shawn (83)	Replay Official: Lapetina, Jim ()	

Lineups

Dallas Cowboys			Green Bay Packers				
Offense		Defense	Offense		Defense		
WR 19	B.Butler	DE 98	T.Crawford	WR 87	J.Nelson	DE 97	K.Clark
TE 87	G.Swaim	DT 97	T.McClain	LT 69	D.Bakhtiari	NT 98	L.Guion
LT 77	T.Smith	DT 96	M.Collins	LG 65	L.Taylor	DT 76	M.Daniels
LG 65	R.Leary	DE 58	J.Crawford	C 73	J.Tretter	LOLB 56	J.Peppers
C 72	T.Frederick	MLB 59	A.Hitchens	RG 70	T.Lang	ILB 52	C.Matthews
RG 70	Z.Martin	WLB 50	S.Lee	RT 75	B.Bulaga	ROLB 53	N.Perry
RT 68	D.Free	CB 39	B.Carr	WR 17	D.Adams	LCB 23	D.Randall
TE 82	J.Witten	CB 24	M.Claiborne	WR 18	R.Cobb	RCB 36	L.Gunter
WR 83	T.Williams	FS 31	B.Jones	QB 12	A.Rodgers	SS 42	M.Burnett
QB 4	D.Prescott	SS 42	B.Church	RB 27	E.Lacy	FS 21	H.Clinton-Dix
RB 21	E.Elliott	CB 30	A.Brown	FB 22	A.Ripkowski	S 33	M.Hyde

Substitutions

K 5 D.Bailey, P 6 C.Jones, WR 11 C.Beasley, WR 13 L.Whitehead, S 27 J.Wilcox, S 38 J.Heath, FB 41 K.Smith, FB 45 R.Smith, RB 46 A.Morris, LB 52 A.Gachkar, LB 53 M.Nzeocha, LB 56 J.Durant, LB 57 D.Wilson, T 63 E.Cleary, C 73 J.Looney, DE 75 R.Davis, TE 89 G.Escobar, DE 90 D.Lawrence, LS 91 L.Ladouceur, DT 92 C.Thornton, DE 93 B.Mayowa, DE 95 D.Irving

Substitutions

K 2 M.Crosby, P 10 J.Schum, WR 11 T.Davis, S 25 M.Evans, CB 28 J.Hawkins, S 29 K.Brice, CB 39 D.Goodson, LB 47 J.Ryan, LB 48 J.Thomas, LB 50 B.Martinez, LB 51 K.Fackrell, LS 61 B.Goode, DT 64 M.Pennel, T/G 67 D.Barclay, T 78 J.Spriggs, TE 80 J.Perillo, TE 82 R.Rodgers, WR 83 J.Janis, WR 84 J.Abbrederis, WR 88 T.Montgomery, LB 91 J.Elliott, DE 94 D.Lowry, DE/LB 95 D.Jones

Did Not Play

QB 3 M.Sanchez, S 35 K.Frazier

Did Not Play

QB 7 B.Hundley

Not Active

QB 9 T.Romo, RB 25 L.Dunbar, CB 32 O.Scandrick, RB 34 D.Jackson, LB 51 K.Wilber, T 79 C.Green, WR 88 D.Bryant

Not Active

CB 24 Q.Rollins, S 32 C.Banjo, CB 37 S.Shields, RB 44 J.Starks, T 68 K.Murphy, TE 89 J.Cook, DT 99 C.Ringo

Field Goals (made () & missed)

D.Bailey	(44) (22) (32)	M.Crosby	(37) (43) (34)
		1	2
VISITOR:	Dallas Cowboys	7	10
HOME:	Green Bay Packers	3	3
		3	4
		OT	Total
		0	30
		0	16

Scoring Plays

Team	Qtr	Time	Play Description (Extra Point) (Drive Info)	Visitor	Home
Cowboys	1	10:03	C.Beasley 1 yd. pass from D.Prescott (D.Bailey kick) (8-75, 4:57)	7	0
Packers	1	5:11	M.Crosby 37 yd. Field Goal (9-56, 4:52)	7	3
Packers	2	12:16	M.Crosby 43 yd. Field Goal (9-45, 4:08)	7	6
Cowboys	2	6:01	D.Bailey 44 yd. Field Goal (12-50, 6:15)	10	6
Cowboys	2	0:27	B.Butler 20 yd. pass from D.Prescott (D.Bailey kick) (5-97, 0:33)	17	6
Cowboys	3	6:58	D.Bailey 22 yd. Field Goal (7-47, 3:05)	20	6
Packers	4	14:48	M.Crosby 34 yd. Field Goal (4-0, 0:32)	20	9
Cowboys	4	10:26	C.Beasley 4 yd. pass from D.Prescott (D.Bailey kick) (7-75, 4:22)	27	9
Packers	4	6:53	R.Cobb 6 yd. pass from A.Rodgers (M.Crosby kick) (9-75, 3:33)	27	16

National Football League Game Summary

NFL Copyright © 2016 by The National Football League. All rights reserved. This summary and play-by-play is for the express purpose of assisting media in their coverage of the game; any other use of this material is prohibited without the written permission of the National Football League. Updated: 10/17/2016

Cowboys 4 3:41 D.Bailey 32 yd. Field Goal (8-48, 3:12)

30 16

Paid Attendance: 78,481

Time: 3:09

Dallas Cowboys vs Green Bay Packers
10/16/2016 at Lambeau Field

Final Individual Statistics

Dallas Cowboys

RUSHING	ATT	YDS	AVG	LG	TD
E.Elliott	28	157	5.6	29	0
L.Whitehead	1	26	26.0	26	0
D.Prescott	1	6	6.0	6	0
A.Morris	3	2	0.7	1	0
Total	33	191	5.8	29	0

PASSING	ATT	CMP	YDS	SK/YD	TD	LG	IN	RT
D.Prescott	27	18	247	2/14	3	42	1	117.4
Total	27	18	247	2/14	3	42	1	117.4

PASS RECEIVING	TAR	REC	YDS	AVG	LG	TD
C.Beasley	6	6	58	9.7	19	2
T.Williams	5	4	75	18.8	42	0
J.Witten	8	4	42	10.5	14	0
E.Elliott	4	2	17	8.5	15	0
L.Whitehead	1	1	35	35.0	35	0
B.Butler	3	1	20	20.0	20	1
Total	27	18	247	13.7	42	3

INTERCEPTIONS	NO	YDS	AVG	LG	TD
B.Church	1	14	14.0	14	0
Total	1	14	14.0	14	0

PUNTING	NO	YDS	AVG	NET	TB	IN20	LG
C.Jones	2	83	41.5	29.0	0	1	42
Total	2	83	41.5	29.0	0	1	42

PUNT RETURNS	NO	YDS	AVG	FC	LG	TD
[DOWNED]	1	0	0.0	0	0	0
Total	0	0	0.0	0	0	0

KICKOFF RETURNS	NO	YDS	AVG	FC	LG	TD
L.Whitehead	1	21	21.0	0	21	0
[TOUCHBACK]	3	0	0.0	0	0	0
Total	1	21	21.0	0	21	0

Green Bay Packers

RUSHING	ATT	YDS	AVG	LG	TD
E.Lacy	17	65	3.8	25	0
A.Rodgers	3	7	2.3	9	0
T.Montgomery	3	6	2.0	6	0
A.Ripkowski	1	0	0.0	0	0
Total	24	78	3.3	25	0

PASSING	ATT	CMP	YDS	SK/YD	TD	LG	IN	RT
A.Rodgers	42	31	294	1/0	1	25	1	90.8
Total	42	31	294	1/0	1	25	1	90.8

PASS RECEIVING	TAR	REC	YDS	AVG	LG	TD
T.Montgomery	12	10	98	9.8	15	0
R.Cobb	11	7	53	7.6	17	1
J.Nelson	7	5	68	13.6	25	0
D.Adams	3	2	34	17.0	22	0
R.Rodgers	3	2	15	7.5	12	0
J.Janis	2	2	14	7.0	8	0
E.Lacy	1	1	6	6.0	6	0
J.Perillo	1	1	4	4.0	4	0
A.Ripkowski	1	1	2	2.0	2	0
J.Abbrederis	1	0	0	0.0	0	0
Total	42	31	294	9.5	25	1

INTERCEPTIONS	NO	YDS	AVG	LG	TD
M.Burnett	1	0	0.0	0	0
Total	1	0	0.0	0	0

PUNTING	NO	YDS	AVG	NET	TB	IN20	LG
J.Schum	1	47	47.0	47.0	0	1	47
Total	1	47	47.0	47.0	0	1	47

PUNT RETURNS	NO	YDS	AVG	FC	LG	TD
T.Davis	1	25	25.0	1	25	0
Total	1	25	25.0	1	25	0

KICKOFF RETURNS	NO	YDS	AVG	FC	LG	TD
T.Montgomery	2	64	32.0	0	40	0
[TOUCHBACK]	5	0	0.0	0	0	0
Total	2	64	32.0	0	40	0

Dallas Cowboys

FUMBLES	FUM	LOST	OWN-REC	YDS	TD	FORCED	OPP-REC	YDS	TD	OUT-BDS
D.Prescott	2	1	0	0	0	0	0	0	0	0
Z.Martin	0	0	1	0	0	0	0	0	0	0
D.Irving	0	0	0	0	0	3	1	0	0	0
A.Brown	0	0	0	0	0	1	0	0	0	0
B.Church	0	0	0	0	0	1	0	0	0	0
M.Claiborne	0	0	0	0	0	0	1	0	0	0
R.Davis	0	0	0	0	0	0	1	0	0	0
Total	2	1	1	0	0	5	3	0	0	0

Green Bay Packers

FUMBLES	FUM	LOST	OWN-REC	YDS	TD	FORCED	OPP-REC	YDS	TD	OUT-BDS
T.Montgomery	2	1	0	0	0	0	0	0	0	1
A.Rodgers	2	1	0	0	0	0	0	0	0	0
J.Nelson	1	1	0	0	0	0	0	0	0	0
J.Spriggs	0	0	1	0	0	0	0	0	0	0
J.Peppers	0	0	0	0	0	1	0	0	0	0

Dallas Cowboys vs Green Bay Packers
10/16/2016 at Lambeau Field

Final Individual Statistics

J.Thomas	0	0	0	0	0	0	1	6	0	0
Total	5	3	1	0	0	1	1	6	0	1

Dallas Cowboys vs Green Bay Packers
10/16/2016 at Lambeau Field

Final Team Statistics

	Visitor Cowboys	Home Packers
TOTAL FIRST DOWNS	24	24
By Rushing	7	4
By Passing	14	17
By Penalty	3	3
THIRD DOWN EFFICIENCY	3-11-27%	7-13-54%
FOURTH DOWN EFFICIENCY	1-1-100%	0-1-0%
TOTAL NET YARDS	424	372
Total Offensive Plays (inc. times thrown passing)	62	67
Average gain per offensive play	6.8	5.6
NET YARDS RUSHING	191	78
Total Rushing Plays	33	24
Average gain per rushing play	5.8	3.3
Tackles for a loss-number and yards	1-3	3-7
NET YARDS PASSING	233	294
Times thrown - yards lost attempting to pass	2-14	1-0
Gross yards passing	247	294
PASS ATTEMPTS-COMPLETIONS-HAD INTERCEPTED	27-18-1	42-31-1
Avg gain per pass play (inc.# thrown passing)	8.0	6.8
KICKOFFS Number-In End Zone-Touchbacks	7-6-5	5-3-3
PUNTS Number and Average	2-41.5	1-47.0
Had Blocked	0	0
FGs - PATs Had Blocked	0-0	0-0
Net Punting Average	29.0	47.0
TOTAL RETURN YARDAGE (Not Including Kickoffs)	14	25
No. and Yards Punt Returns	0-0	1-25
No. and Yards Kickoff Returns	1-21	2-64
No. and Yards Interception Returns	1-14	1-0
PENALTIES Number and Yards	7-60	5-23
FUMBLES Number and Lost	2-1	5-3
TOUCHDOWNS	3	1
Rushing	0	0
Passing	3	1
EXTRA POINTS Made-Attempts	3-3	1-1
Kicking Made-Attempts	3-3	1-1
FIELD GOALS Made-Attempts	3-3	3-3
RED ZONE EFFICIENCY	2-4-50%	1-4-25%
GOAL TO GO EFFICIENCY	2-3-67%	0-1-0%
SAFETIES	0	0
FINAL SCORE	30	16
TIME OF POSSESSION	29:50	30:10

Dallas Cowboys vs Green Bay Packers
10/16/2016 at Lambeau Field

Ball Possession And Drive Chart

Dallas Cowboys

#	Time Recd	Time Lost	Time Poss	How Ball Obtained	Drive Began	# Play	Yds Gain	Yds Pen	Net Yds	1st Down	Last Scrm	How Given Up
1	15:00	10:03	4:57	Kickoff	DAL 25	8	69	6	75	5	* GB 1	Touchdown
2	5:11	3:04	2:07	Kickoff	DAL 25	4	19	0	19	1	DAL 44	Punt
3	2:54	1:24	1:30	Fumble	GB 36	4	12	0	12	1	GB 20	Fumble
4	12:16	6:01	6:15	Kickoff	DAL 24	12	48	2	50	4	GB 26	Field Goal
5	2:09	1:39	0:30	Downs	DAL 38	3	0	0	0	0	DAL 38	Punt
6	1:00	0:27	0:33	Punt	DAL 3	5	97	0	97	3	GB 20	Touchdown
7	10:03	6:58	3:05	Interception	DAL 49	7	47	0	47	2	* GB 4	Field Goal
8	1:10	0:20	0:50	Fumble	DAL 4	3	2	0	2	0	DAL 6	Interception
9	14:48	10:26	4:22	Kickoff	DAL 25	7	70	5	75	5	* GB 4	Touchdown
10	6:53	3:41	3:12	Kickoff	DAL 38	8	48	0	48	2	* GB 14	Field Goal
11	2:29	0:00	2:29	Fumble	50	4	12	0	12	1	GB 41	End of Game

(345) Average DAL 31

Green Bay Packers

#	Time Recd	Time Lost	Time Poss	How Ball Obtained	Drive Began	# Play	Yds Gain	Yds Pen	Net Yds	1st Down	Last Scrm	How Given Up
1	10:03	5:11	4:52	Kickoff	GB 25	9	46	10	56	4	* DAL 19	Field Goal
2	3:04	2:54	0:10	Punt	GB 14	1	18	0	18	0	GB 14	Fumble
3	1:24	12:16	4:08	Fumble	GB 30	9	30	15	45	2	DAL 25	Field Goal
4	6:01	2:09	3:52	Kickoff	GB 25	7	32	5	37	2	DAL 38	Downs
5	1:39	1:00	0:39	Punt	GB 46	3	0	5	5	0	DAL 49	Punt
6	0:27	0:00	0:27	Kickoff	GB 25	5	61	0	61	4	DAL 29	End of Half
7	15:00	10:03	4:57	Kickoff	GB 25	8	29	0	29	2	DAL 46	Interception
8	6:58	1:10	5:48	Kickoff	GB 25	12	71	0	71	5	* DAL 1	Fumble
9	0:20	14:48	0:32	Interception	DAL 16	4	0	0	0	0	* DAL 16	Field Goal
10	10:26	6:53	3:33	Kickoff	GB 25	9	75	0	75	5	* DAL 6	Touchdown
11	3:41	2:29	1:12	Kickoff	GB 40	3	10	0	10	0	GB 48	Fumble

(364) Average GB 33

* inside opponent's 20

Time of Possession by Quarter

		1st	2nd	3rd	4th	OT	Total
Visitor	Dallas Cowboys	8:34	7:18	3:55	10:03		29:50
Home	Green Bay Packers	6:26	7:42	11:05	4:57		30:10

Kickoff Drive No.-Start Average

Cowboys: 4 - DAL 25

Packers: 7 - GB 27

Dallas Cowboys vs Green Bay Packers
10/16/2016 at Lambeau Field

Final Defensive Statistics

Dallas Cowboys	Regular Defensive Plays											Special Teams					Misc				
	TKL	AST	COMB	SK	/ YDS	TFL	Q	IN	PD	FF	FR	TKL	AST	FF	FR	BL	TKL	AST	FF	FR	
S.Lee	9	3	12	0	0	0	0	0	0	0	0	0	0	0	0	0	0	0	0	0	0
A.Brown	9	1	10	0	0	1	0	0	0	1	0	1	0	0	0	0	0	0	0	0	0
B.Church	4	1	5	0	0	0	0	1	1	1	0	0	0	0	0	0	0	0	0	0	0
B.Carr	3	2	5	0	0	0	0	0	0	0	0	0	0	0	0	0	0	0	0	0	0
J.Wilcox	4	0	4	0	0	0	0	0	0	0	0	0	0	0	0	0	0	0	0	0	0
D.Irving	3	1	4	1	0	0	0	0	1	3	1	0	0	0	0	0	0	0	0	0	0
T.McClain	3	0	3	0	0	1	0	0	0	0	0	0	0	0	0	0	0	0	0	0	0
D.Wilson	3	0	3	0	0	0	0	0	0	0	0	0	0	0	0	0	0	0	0	0	0
A.Hitchens	1	2	3	0	0	0	0	0	0	0	0	0	0	0	0	0	0	0	0	0	0
B.Jones	2	0	2	0	0	0	0	0	1	0	0	0	0	0	0	0	0	0	0	0	0
J.Durant	2	0	2	0	0	0	0	0	0	0	0	0	0	0	0	0	0	0	0	0	0
J.Heath	2	0	2	0	0	0	0	0	0	0	0	0	0	0	0	0	0	0	0	0	0
C.Thornton	0	2	2	0	0	0	0	0	0	0	0	0	0	0	0	0	0	0	0	0	0
J.Crawford	0	2	2	0	0	0	0	0	0	0	0	0	0	0	0	0	0	0	0	0	0
M.Claiborne	1	0	1	0	0	0	0	0	0	0	1	0	0	0	0	0	0	0	0	0	0
M.Collins	1	0	1	0	0	0	0	0	0	0	0	0	0	0	0	0	0	0	0	0	0
T.Crawford	1	0	1	0	0	0	0	0	0	0	0	0	0	0	0	0	0	0	0	0	0
R.Davis	0	1	1	0	0	0	0	0	0	0	1	0	0	0	0	0	0	0	0	0	0
B.Mayowa	0	0	0	0	0	0	1	0	0	0	0	0	0	0	0	0	0	0	0	0	0
K.Smith	0	0	0	0	0	0	0	0	0	0	0	2	0	0	0	0	0	0	0	0	0
T.Smith	0	0	0	0	0	0	0	0	0	0	0	0	0	0	0	0	1	0	0	0	0
J.Witten	0	0	0	0	0	0	0	0	0	0	0	0	0	0	0	0	1	0	0	0	0
Z.Martin	0	0	0	0	0	0	0	0	0	0	0	0	0	0	0	0	0	0	0	0	1
Total	48	15	63	1	0	2	1	1	3	5	3	3	0	0	0	0	2	0	0	0	1

TKL = Tackle AST = Assist COMB = Combined QH=QB Hit IN = Interception PD = Pass Defense FF = Forced Fumble FR = Fumble Recovery

Dallas Cowboys vs Green Bay Packers
 10/16/2016 at Lambeau Field

Final Defensive Statistics

Green Bay Packers	Regular Defensive Plays											Special Teams					Misc			
	TKL	AST	COMB	SK	/ YDS	TFL	QH	IN	PD	FF	FR	TKL	AST	FF	FR	BL	TKL	AST	FF	FR
M.Burnett	7	3	10	0	0	0	0	1	2	0	0	0	0	0	0	0	0	0	0	0
B.Martinez	4	4	8	0	0	0	0	0	0	0	0	0	0	0	0	0	0	0	0	0
H.Clinton-Dix	6	1	7	0	0	0	0	0	0	0	0	0	0	0	0	0	0	0	0	0
N.Perry	4	1	5	0	0	0	0	0	0	0	0	0	0	0	0	0	0	0	0	0
D.Jones	4	0	4	0	0	0	0	0	0	0	0	0	0	0	0	0	0	0	0	0
J.Ryan	1	3	4	0	0	0	0	0	0	0	0	0	0	0	0	0	0	0	0	0
M.Hyde	3	0	3	0	0	0	0	0	0	0	0	0	0	0	0	0	0	0	0	0
M.Pennel	3	0	3	0	0	2	0	0	0	0	0	0	0	0	0	0	0	0	0	0
L.Gunter	2	1	3	0	0	0	0	0	0	0	0	0	0	0	0	0	0	0	0	0
L.Guion	2	0	2	0	0	0	1	0	0	0	0	0	0	0	0	0	0	0	0	0
D.Randall	2	0	2	0	0	0	0	0	0	0	0	0	0	0	0	0	0	0	0	0
C.Matthews	2	0	2	0	0	0	0	0	0	0	0	0	0	0	0	0	0	0	0	0
D.Goodson	2	0	2	0	0	0	0	0	0	0	0	0	0	0	0	0	0	0	0	0
J.Elliott	0	2	2	0	0	0	0	0	0	0	0	0	0	0	0	0	0	0	0	0
J.Peppers	1	0	1	1	4	0	0	0	0	1	0	0	0	0	0	0	0	0	0	0
K.Brice	1	0	1	0	0	0	0	0	0	0	0	1	0	0	0	0	0	0	0	0
M.Daniels	1	0	1	0	0	0	0	0	0	0	0	0	0	0	0	0	0	0	0	0
J.Thomas	0	1	1	0	0	0	0	0	0	0	1	0	0	0	0	0	0	0	0	0
K.Fackrell	0	0	0	0	0	0	0	0	0	0	0	1	0	0	0	0	0	0	0	0
R.Rodgers	0	0	0	0	0	0	0	0	0	0	0	0	0	0	0	0	1	0	0	0
L.Taylor	0	0	0	0	0	0	0	0	0	0	0	0	0	0	0	0	1	0	0	0
B.Bulaga	0	0	0	0	0	0	0	0	0	0	0	0	0	0	0	0	1	0	0	0
J.Spriggs	0	0	0	0	0	0	0	0	0	0	0	0	0	0	0	0	1	0	0	1
Team Sacks	1	0	0	1	10			0	0	0	0	0	0	0	0	0	0	0	0	0
Total	46	16	61	2	14	2	1	1	2	1	1	2	0	0	0	0	4	0	0	1

First Quarter

10/16/2016

Play By Play

DAL wins toss, elects to Receive, and GB elects to defend the South goal.

M.Crosby kicks 65 yards from GB 35 to end zone, Touchback.

Dallas Cowboys at 15:00

1-10-DAL 25	(15:00) E.Elliott up the middle to DAL 27 for 2 yards (L.Guion).	
2-8-DAL 27	(14:24) (Shotgun) PENALTY on GB-C.Matthews, Defensive Offside, 5 yards, enforced at DAL 27 - No Play.	
2-3-DAL 32	(14:10) D.Prescott pass short left to J.Witten to DAL 46 for 14 yards (M.Hyde).	P1
1-10-DAL 46	(13:35) E.Elliott left guard to GB 43 for 11 yards (M.Burnett).	R2
1-10-GB 43	(13:00) D.Prescott pass short right to E.Elliott ran ob at GB 28 for 15 yards (M.Burnett).	P3
1-10-GB 28	(12:27) E.Elliott up the middle to GB 24 for 4 yards (N.Perry).	
2-6-GB 24	(11:48) (Shotgun) D.Prescott pass short left to C.Beasley to GB 8 for 16 yards (M.Burnett; L.Gunter).	P4
1-8-GB 8	(11:05) (No Huddle, Shotgun) D.Prescott left end to GB 2 for 6 yards (H.Clinton-Dix).	
2-2-GB 2	(11:05) PENALTY on GB-K.Fackrell, Defensive 12 On-field, 1 yard, enforced at GB 2 - No Play.	
2-1-GB 1	(10:08) D.Prescott pass short right to C.Beasley for 1 yard, TOUCHDOWN. The Replay Official reviewed the runner broke the plane ruling, and the play was Upheld. The ruling on the field stands. D.Bailey extra point is GOOD, Center-L.Ladouceur, Holder-C.Jones.	P5

DAL 7 GB 0, 8 plays, 75 yards, 2 penalties, 4:57 drive, 4:57 elapsed

D.Bailey kicks 64 yards from DAL 35 to GB 1. T.Montgomery to GB 25 for 24 yards (K.Smith).

Green Bay Packers at 10:03, (1st play from scrimmage 9:54)

1-10-GB 25	(9:54) E.Lacy right end to GB 26 for 1 yard (S.Lee).	
2-9-GB 26	(9:13) J.Spriggs reported in as eligible. E.Lacy left tackle to GB 28 for 2 yards (T.McClain).	
3-7-GB 28	(8:37) (Shotgun) A.Rodgers scrambles right end to GB 37 for 9 yards (S.Lee).	R1
	PENALTY on DAL-B.Church, Illegal Contact, 5 yards, enforced at GB 37.	X2
	Timeout #1 by DAL at 08:10.	
1-10-GB 42	(8:10) A.Rodgers pass incomplete short middle to J.Nelson.	
2-10-GB 42	(8:06) (Shotgun) A.Rodgers pass incomplete short right to J.Nelson.	
	PENALTY on DAL-M.Claiborne, Illegal Use of Hands, 5 yards, enforced at GB 42 - No Play.	X3
1-10-GB 47	(8:02) E.Lacy right end to DAL 28 for 25 yards (D.Wilson).	R4
1-10-DAL 28	(7:21) A.Rodgers pass short left to R.Cobb to DAL 27 for 1 yard (A.Brown, B.Carr).	
2-9-DAL 27	(6:47) (Shotgun) A.Rodgers pass short left to T.Montgomery to DAL 19 for 8 yards (B.Jones).	
3-1-DAL 19	(6:10) J.Spriggs and D.Barclay reported in as eligible. A.Ripkowski right guard to DAL 19 for no gain (A.Hitchens; C.Thornton).	
4-1-DAL 19	(5:14) M.Crosby 37 yard field goal is GOOD, Center-B.Goode, Holder-J.Schum.	

DAL 7 GB 3, 9 plays, 56 yards, 2 penalties, 4:52 drive, 9:49 elapsed

M.Crosby kicks 65 yards from GB 35 to end zone, Touchback.

Dallas Cowboys at 5:11

1-10-DAL 25	(5:11) (Shotgun) D.Prescott pass short middle to T.Williams to DAL 35 for 10 yards (H.Clinton-Dix).	P6
1-10-DAL 35	(4:33) E.Elliott left end to DAL 36 for 1 yard (M.Daniels, J.Ryan).	
2-9-DAL 36	(3:58) (Shotgun) D.Prescott pass incomplete short right to J.Witten.	
3-9-DAL 36	(3:53) (Shotgun) D.Prescott pass short left to J.Witten to DAL 44 for 8 yards (M.Burnett; J.Thomas).	
4-1-DAL 44	(3:12) C.Jones punts 42 yards to GB 14, Center-L.Ladouceur, fair catch by T.Davis.	

Green Bay Packers at 3:04

1-10-GB 14 (3:04) A.Rodgers pass deep middle to J.Nelson to GB 32 for 18 yards (B.Church). FUMBLES (B.Church), RECOVERED by DAL-M.Claiborne at GB 36. M.Claiborne to GB 36 for no gain (R.Rodgers).

Dallas Cowboys at 2:54

1-10-GB 36	(2:54) D.Prescott pass short left to T.Williams pushed ob at GB 21 for 15 yards (D.Randall) [L.Guion].	P7
	Timeout #2 by DAL at 02:17.	
1-10-GB 21	(2:17) (Shotgun) D.Prescott pass incomplete short middle to E.Elliott.	
2-10-GB 21	(2:14) (Shotgun) A.Morris up the middle to GB 20 for 1 yard (B.Martinez; N.Perry).	
3-9-GB 20	(1:32) (Shotgun) D.Prescott sacked at GB 27 for -7 yards (J.Peppers). FUMBLES (J.Peppers), RECOVERED by GB-J.Thomas at GB 24. J.Thomas to GB 30 for 6 yards (T.Smith).	

Green Bay Packers at 1:24

1-10-GB 30	(1:24) E.Lacy left end to GB 33 for 3 yards (A.Hitchens; B.Carr).	
2-7-GB 33	(:55) A.Rodgers pass short right to J.Perillo to GB 37 for 4 yards (M.Claiborne).	

Dallas Cowboys vs Green Bay Packers at Lambeau Field

3-3-GB 37

(:16) (Shotgun) A.Rodgers pass deep left to R.Cobb to DAL 46 for 17 yards (B.Carr).

P5

END OF QUARTER

	Score	Time Poss	First Downs				Efficiencies	
			R	P	X	T	3 Down	4 Down
Dallas Cowboys	7	8:34	1	6	0	7	0/2	0/0
Green Bay Packers	3	6:26	2	1	2	5	2/3	0/0

Second Quarter

10/16/2016

Play By Play

Green Bay Packers continued.

<u>1-10-DAL 46</u>	(15:00) T.Montgomery left end to DAL 48 for -2 yards (R.Davis; J.Crawford).	
2-12-DAL 48	(14:24) (Shotgun) A.Rodgers pass incomplete short middle to J.Abbrederis.	
3-12-DAL 48	(14:19) (Shotgun) A.Rodgers sacked at GB 38 for -14 yards (J.Durant).	
	<i>PENALTY on DAL-J.Durant, Face Mask (15 Yards), 15 yards, enforced at DAL 48 - No Play.</i>	X6
<u>1-10-DAL 33</u>	(13:48) (No Huddle, Shotgun) A.Rodgers pass incomplete short middle to R.Rodgers.	
2-10-DAL 33	(13:44) E.Lacy right tackle to DAL 29 for 4 yards (S.Lee).	
3-6-DAL 29	(12:59) (Shotgun) A.Rodgers pass short left to J.Nelson to DAL 25 for 4 yards (S.Lee, A.Brown).	
4-2-DAL 25	(12:19) M.Crosby 43 yard field goal is GOOD, Center-B.Goode, Holder-J.Schum.	

DAL 7 GB 6, 9 plays, 45 yards, 1 penalty, 4:08 drive, 2:44 elapsed

M.Crosby kicks 62 yards from GB 35 to DAL 3. L.Whitehead to DAL 24 for 21 yards (K.Fackrell).

Dallas Cowboys at 12:16, (1st play from scrimmage 12:11)

1-10-DAL 24	(12:11) E.Elliott left end to DAL 25 for 1 yard (C.Matthews).	
	<i>PENALTY on GB-L.Guion, Defensive Holding, 5 yards, enforced at DAL 25.</i>	X8
<u>1-10-DAL 30</u>	(11:40) E.Elliott right tackle to DAL 34 for 4 yards (M.Burnett).	
2-6-DAL 34	(11:01) (Shotgun) D.Prescott pass short right to T.Williams to DAL 42 for 8 yards (D.Randall). GB-D.Randall was injured during the play.	P9
<u>1-10-DAL 42</u>	(10:44) E.Elliott up the middle to DAL 48 for 6 yards (C.Matthews).	
2-4-DAL 48	(10:11) E.Elliott left end to GB 38 for 14 yards (M.Hyde, H.Clinton-Dix).	R10
<u>1-10-GB 38</u>	(9:31) (Shotgun) E.Elliott right guard to GB 36 for 2 yards (B.Martinez).	
2-8-GB 36	(8:49) (Shotgun) D.Prescott pass incomplete short middle to J.Witten.	
3-8-GB 36	(8:44) (No Huddle, Shotgun) D.Prescott pass short middle to C.Beasley to GB 14 for 22 yards (K.Brice).	
	<i>PENALTY on DAL-B.Butler, Illegal Block Above the Waist, 10 yards, enforced at GB 21.</i>	
	Timeout #3 by DAL at 08:11.	
3-3-GB 31	(8:11) (Shotgun) D.Prescott pass incomplete short left to C.Beasley.	
	<i>PENALTY on GB-D.Goodson, Defensive Pass Interference, 7 yards, enforced at GB 31 - No Play.</i>	X11
<u>1-10-GB 24</u>	(8:07) (Shotgun) D.Prescott sacked at GB 36 for -12 yards. FUMBLES, recovered by DAL-Z.Martin at GB 34. Z.Martin to GB 34 for no gain (M.Pennel).	
2-20-GB 34	(7:28) (No Huddle, Shotgun) E.Elliott up the middle to GB 28 for 6 yards (N.Perry).	
3-14-GB 28	(6:50) (Shotgun) D.Prescott pass short right to E.Elliott to GB 26 for 2 yards (L.Gunter).	
4-12-GB 26	(6:05) D.Bailey 44 yard field goal is GOOD, Center-L.Ladouceur, Holder-C.Jones.	

DAL 10 GB 6, 12 plays, 50 yards, 2 penalties, 6:15 drive, 8:59 elapsed

D.Bailey kicks 65 yards from DAL 35 to end zone, Touchback.

Green Bay Packers at 6:01

1-10-GB 25	(6:01) E.Lacy right guard to GB 35 for 10 yards (J.Wilcox).	R7
<u>1-10-GB 35</u>	(5:19) E.Lacy right end to GB 35 for no gain (T.McClain).	
2-10-GB 35	(4:37) A.Rodgers pass deep middle to D.Adams to DAL 43 for 22 yards (B.Carr).	P8
<u>1-10-DAL 43</u>	(3:51) (Shotgun) A.Rodgers pass short left to R.Cobb to DAL 49 for -6 yards (A.Brown).	
2-16-DAL 49	(3:08) (Shotgun) A.Rodgers pass short right to E.Lacy to DAL 43 for 6 yards (M.Collins, S.Lee).	
3-10-DAL 43	<i>(2:42) (No Huddle) PENALTY on DAL-J.Durant, Delay of Game, 5 yards, enforced at DAL 43 - No Play. Delay of game was for taking a time out when none was available</i>	
3-5-DAL 38	(2:19) (Shotgun) A.Rodgers pass incomplete short middle to J.Nelson. DAL-M.Claiborne was injured during the play.	
4-5-DAL 38	(2:15) (Shotgun) A.Rodgers pass incomplete deep left to R.Cobb (B.Jones).	

Dallas Cowboys at 2:09

1-10-DAL 38	(2:09) (Shotgun) D.Prescott pass incomplete short left to E.Elliott.
2-10-DAL 38	(2:04) (Shotgun) D.Prescott pass incomplete short middle to J.Witten (M.Burnett).

Two-Minute Warning

3-10-DAL 38	(1:59) (Shotgun) D.Prescott pass incomplete short right to T.Williams.
4-10-DAL 38	(1:51) C.Jones punts 41 yards to GB 21, Center-L.Ladouceur. T.Davis to GB 46 for 25 yards (K.Smith).

Green Bay Packers at 1:39

1-10-GB 46	(1:39) (Shotgun) A.Rodgers pass incomplete short left to D.Adams.
2-10-GB 46	(1:35) (No Huddle, Shotgun) A.Rodgers pass short right to T.Montgomery pushed ob at GB 46 for no gain (J.Wilcox).
3-10-GB 46	(1:28) (No Huddle) A.Rodgers sacked at GB 35 for -11 yards (J.Durant).

Dallas Cowboys vs Green Bay Packers at Lambeau Field

PENALTY on DAL-J.Crawford, Defensive 12 On-field, 5 yards, enforced at GB 46 - No Play.

- 3-5-DAL 49 (1:18) (Shotgun) A.Rodgers pass incomplete deep left to R.Cobb.
- 4-5-DAL 49 (1:11) J.Schum punts 47 yards to DAL 2, Center-B.Goode, downed by GB-B.Goode.

Dallas Cowboys at 1:00

- 1-10-DAL 3 (1:00) Yard marker changed due to change of possession E.Elliott right guard to DAL 7 for 4 yards (D.Jones).
Timeout #1 by GB at 00:57.
- 2-6-DAL 7 (:57) E.Elliott right guard to DAL 12 for 5 yards (M.Burnett, J.Ryan).
Timeout #2 by GB at 00:45.
- 3-1-DAL 12 (:45) L.Whitehead left end pushed ob at DAL 38 for 26 yards (H.Clinton-Dix).
- 1-10-DAL 38 (:40) (Shotgun) D.Prescott pass deep right to T.Williams ran ob at GB 20 for 42 yards (M.Hyde).
- 1-10-GB 20 (:31) **(No Huddle, Shotgun) D.Prescott pass deep right to B.Butler for 20 yards, TOUCHDOWN.**
D.Bailey extra point is GOOD, Center-L.Ladouceur, Holder-C.Jones.

R12
P13
P14

DAL 17 GB 6, 5 plays, 97 yards, 0:33 drive, 14:33 elapsed
--

D.Bailey kicks 65 yards from DAL 35 to end zone, Touchback.

Green Bay Packers at 0:27

- 1-10-GB 25 (:27) (Shotgun) A.Rodgers pass short right to R.Rodgers ran ob at GB 37 for 12 yards (B.Church).
- 1-10-GB 37 (:22) (Shotgun) A.Rodgers pass short right to T.Montgomery to 50 for 13 yards (A.Brown).
Timeout #3 by GB at 00:15.
- 1-10-50 (:15) (Shotgun) A.Rodgers pass short right to T.Montgomery to DAL 43 for 7 yards (A.Brown).
- 2-3-DAL 43 (:08) (Shotgun) A.Rodgers pass short middle to R.Cobb to DAL 29 for 14 yards.
- 1-10-DAL 29 (:01) (No Huddle) A.Rodgers pass short right to T.Montgomery to DAL 14 for 15 yards.

P9
P10

P11
P12

END OF QUARTER

	Score	Time Poss	First Downs				Efficiencies	
			R	P	X	T	3 Down	4 Down
Dallas Cowboys	17	7:18	2	3	2	7	1/3	0/0
Green Bay Packers	6	7:42	1	5	1	7	0/3	0/1

Third Quarter

10/16/2016

Play By Play

GB elects to Receive, and DAL elects to defend the goal.

D.Bailey kicks 65 yards from DAL 35 to end zone, Touchback.

Green Bay Packers at 15:00, (1st play from scrimmage 14:59)

<u>1-10-GB 25</u>	(14:59) E.Lacy right end to GB 29 for 4 yards (D.Wilson).	
2-6-GB 29	(14:15) E.Lacy right end to GB 34 for 5 yards (A.Hitchens).	
3-1-GB 34	(13:30) (No Huddle) E.Lacy right guard to GB 36 for 2 yards (D.Wilson).	R13
<u>1-10-GB 36</u>	(12:58) J.Spriggs reported in as eligible. E.Lacy right tackle to GB 41 for 5 yards (S.Lee; J.Crawford).	
2-5-GB 41	(12:13) A.Rodgers pass short right to A.Ripkowski pushed ob at GB 43 for 2 yards (J.Durant).	
3-3-GB 43	(11:33) (Shotgun) A.Rodgers pass short middle to T.Montgomery to DAL 48 for 9 yards (J.Heath).	P14
<u>1-10-DAL 48</u>	(10:50) E.Lacy left end to DAL 46 for 2 yards (B.Carr).	
2-8-DAL 46	(10:12) (Shotgun) A.Rodgers pass short middle intended for R.Cobb INTERCEPTED by B.Church at DAL 35. B.Church to DAL 49 for 14 yards (L.Taylor).	

Dallas Cowboys at 10:03

1-10-DAL 49	(10:03) E.Elliott right end pushed ob at GB 26 for 25 yards (L.Gunter).	R15
<u>1-10-GB 26</u>	(9:36) E.Elliott right tackle to GB 24 for 2 yards (B.Martinez).	
2-8-GB 24	(8:55) (Shotgun) D.Prescott pass short left to C.Beasley pushed ob at GB 5 for 19 yards (D.Goodson).	P16
<u>1-5-GB 5</u>	(8:23) (Shotgun) E.Elliott left tackle to GB 4 for 1 yard (M.Burnett).	
2-4-GB 4	(7:44) (Shotgun) E.Elliott right guard to GB 4 for no gain (D.Jones).	
3-4-GB 4	(7:05) (Shotgun) D.Prescott pass incomplete short right to B.Butler.	
4-4-GB 4	(7:02) D.Bailey 22 yard field goal is GOOD, Center-L.Ladouceur, Holder-C.Jones.	

DAL 20 GB 6, 7 plays, 47 yards, 3:05 drive, 8:02 elapsed

D.Bailey kicks 65 yards from DAL 35 to end zone, Touchback.

Green Bay Packers at 6:58

1-10-GB 25	(6:58) A.Rodgers scrambles left end ran ob at GB 26 for 1 yard (S.Lee).	
2-9-GB 26	(6:32) E.Lacy right tackle to GB 24 for -2 yards (T.McClain).	
3-11-GB 24	(5:50) (Shotgun) A.Rodgers pass short right to D.Adams to GB 36 for 12 yards (A.Brown). GB-D.Adams was injured during the play.	P15
<u>1-10-GB 36</u>	(5:24) (Shotgun) T.Montgomery left guard to GB 42 for 6 yards (S.Lee; B.Church).	
2-4-GB 42	(4:58) (Shotgun) A.Rodgers pass short right to T.Montgomery pushed ob at DAL 46 for 12 yards (A.Brown).	P16
<u>1-10-DAL 46</u>	(4:27) (No Huddle, Shotgun) A.Rodgers pass short right to T.Montgomery to DAL 31 for 15 yards (A.Brown). FUMBLES (A.Brown), ball out of bounds at DAL 27. DAL-B.Church was injured during the play.	P17
<u>1-10-DAL 31</u>	(3:48) (Shotgun) A.Rodgers pass incomplete short right to T.Montgomery.	
2-10-DAL 31	(3:44) E.Lacy left end to DAL 29 for 2 yards (J.Wilcox).	
3-8-DAL 29	(2:57) (Shotgun) A.Rodgers pass short middle to J.Janis to DAL 21 for 8 yards (S.Lee).	P18
<u>1-10-DAL 21</u>	(2:28) (No Huddle, Shotgun) A.Rodgers pass short right to J.Janis to DAL 15 for 6 yards (J.Durant).	
2-4-DAL 15	(1:54) (No Huddle, Shotgun) A.Rodgers pass short middle to T.Montgomery to DAL 1 for 14 yards (J.Wilcox).	P19
<u>1-1-DAL 1</u>	(1:18) (No Huddle, Shotgun) A.Rodgers up the middle to DAL 4 for -3 yards (D.Irving). FUMBLES (D.Irving), RECOVERED by DAL-D.Irving at DAL 4. D.Irving to DAL 4 for no gain (B.Bulaga).	

Dallas Cowboys at 1:10

1-10-DAL 4	(1:10) E.Elliott right guard to DAL 6 for 2 yards (M.Pennel).	
2-8-DAL 6	(:33) D.Prescott pass incomplete deep left to B.Butler.	
3-8-DAL 6	(:26) (Shotgun) D.Prescott pass short right intended for J.Witten INTERCEPTED by M.Burnett at DAL 16. M.Burnett to DAL 16 for no gain (J.Witten).	

Green Bay Packers at 0:20

1-10-DAL 16	(:20) J.Spriggs reported in as eligible. E.Lacy right tackle to DAL 16 for no gain (D.Irving; C.Thornton).	
-------------	--	--

END OF QUARTER

	Score	Time Poss	First Downs				Efficiencies	
			R	P	X	T	3 Down	4 Down
Dallas Cowboys	20	3:55	1	1	0	2	0/2	0/0
Green Bay Packers	6	11:05	1	6	0	7	4/4	0/0

Play By Play

Fourth Quarter

10/16/2016

Green Bay Packers continued.

- 2-10-DAL 16 (15:00) (Shotgun) A.Rodgers pass incomplete deep middle to R.Cobb.
 3-10-DAL 16 (14:55) (Shotgun) A.Rodgers pass incomplete short right to T.Montgomery (D.Irving).
 4-10-DAL 16 (14:51) **M.Crosby 34 yard field goal is GOOD, Center-B.Goode, Holder-J.Schum.**

DAL 20 GB 9, 4 plays, 0 yards, 0:32 drive, 0:12 elapsed
--

M.Crosby kicks 65 yards from GB 35 to end zone, Touchback.

Dallas Cowboys at 14:48

- 1-10-DAL 25 (14:48) E.Elliott right end pushed ob at DAL 31 for 6 yards (H.Clinton-Dix).
 2-4-DAL 31 (14:14) D.Prescott pass short left to C.Beasley to DAL 34 for 3 yards (D.Goodson).
 3-1-DAL 34 (13:34) J.Looney reported in as eligible. D.Prescott pass deep right to L.Whitehead to GB 31 for 35 yards (M.Burnett). P17
1-10-GB 31 (12:50) E.Elliott left end to GB 33 for -2 yards (H.Clinton-Dix).
PENALTY on GB-D.Jones, Illegal Use of Hands, 5 yards, enforced at GB 31 - No Play. X18
1-10-GB 26 (12:27) E.Elliott right end pushed ob at GB 14 for 12 yards (B.Martinez). R19
1-10-GB 14 (11:50) E.Elliott right end to GB 17 for -3 yards (M.Pennel).
 2-13-GB 17 (11:12) (Shotgun) D.Prescott pass short middle to J.Witten to GB 4 for 13 yards (H.Clinton-Dix, M.Burnett). P20
1-4-GB 4 (10:31) **D.Prescott pass short right to C.Beasley for 4 yards, TOUCHDOWN.** P21
 D.Bailey extra point is GOOD, Center-L.Ladouceur, Holder-C.Jones.

DAL 27 GB 9, 7 plays, 75 yards, 1 penalty, 4:22 drive, 4:34 elapsed
--

D.Bailey kicks 65 yards from DAL 35 to end zone, Touchback.

Green Bay Packers at 10:26

- 1-10-GB 25 (10:26) (Shotgun) A.Rodgers pass short right to R.Cobb to GB 38 for 13 yards (B.Church). P20
1-10-GB 38 (10:05) (No Huddle, Shotgun) A.Rodgers pass short right to R.Rodgers pushed ob at GB 41 for 3 yards (B.Church). DAL-B.Church was injured during the play.
 2-7-GB 41 (9:55) (Shotgun) E.Lacy right tackle to GB 43 for 2 yards (S.Lee).
 3-5-GB 43 (9:27) (No Huddle, Shotgun) A.Rodgers pass short right to J.Nelson to DAL 48 for 9 yards (A.Brown). P21
1-10-DAL 48 (8:58) (No Huddle, Shotgun) E.Lacy left end to DAL 48 for no gain (T.Crawford).
 2-10-DAL 48 (8:26) (No Huddle, Shotgun) A.Rodgers pass short right to J.Nelson to DAL 36 for 12 yards (A.Brown). P22
1-10-DAL 36 (7:56) (No Huddle, Shotgun) A.Rodgers pass deep right to J.Nelson pushed ob at DAL 11 for 25 yards (J.Heath). P23
1-10-DAL 11 (7:25) (No Huddle, Shotgun) A.Rodgers pass short left to T.Montgomery to DAL 6 for 5 yards (B.Jones).
 2-5-DAL 6 (6:57) (No Huddle, Shotgun) **A.Rodgers pass short right to R.Cobb for 6 yards, TOUCHDOWN.** P24
 M.Crosby extra point is GOOD, Center-B.Goode, Holder-J.Schum.
PENALTY on DAL-D.Irving, Leverage, 15 yards, enforced between downs.

DAL 27 GB 16, 9 plays, 75 yards, 3:33 drive, 8:07 elapsed
--

M.Crosby kicks outside 12 yards from 50 to DAL 38. J.Witten (didn't try to advance) to DAL 38 for no gain (K.Brice).

Dallas Cowboys at 6:53, (1st play from scrimmage 6:51)

- 1-10-DAL 38 (6:51) E.Elliott up the middle to DAL 43 for 5 yards (J.Ryan, B.Martinez).
 2-5-DAL 43 (6:12) E.Elliott right tackle to DAL 43 for no gain (D.Jones).
 Timeout #1 by DAL at 05:27.
 3-5-DAL 43 (5:27) (Shotgun) D.Prescott pass short right to J.Witten pushed ob at 50 for 7 yards (M.Burnett). P22
1-10-50 (4:54) E.Elliott left end to GB 21 for 29 yards (N.Perry). R23
 Timeout #1 by GB at 04:40.
1-10-GB 21 (4:40) E.Elliott right end to GB 15 for 6 yards (H.Clinton-Dix).
 Timeout #2 by GB at 04:31.
 2-4-GB 15 (4:31) A.Morris left tackle to GB 14 for 1 yard (L.Guion).
 3-3-GB 14 (3:50) A.Morris right tackle to GB 14 for no gain (N.Perry, B.Martinez).
 Timeout #3 by GB at 03:45.
 4-3-GB 14 (3:45) **D.Bailey 32 yard field goal is GOOD, Center-L.Ladouceur, Holder-C.Jones.**

DAL 30 GB 16, 8 plays, 48 yards, 3:12 drive, 11:19 elapsed

D.Bailey kicks 65 yards from DAL 35 to GB 0. T.Montgomery to GB 40 for 40 yards (A.Brown).

Green Bay Packers at 3:41, (1st play from scrimmage 3:34)

- 1-10-GB 40 (3:34) (Shotgun) A.Rodgers pass short middle to R.Cobb to GB 48 for 8 yards (S.Lee).

Dallas Cowboys vs Green Bay Packers at Lambeau Field

2-2-GB 48 (3:12) (No Huddle, Shotgun) A.Rodgers sacked at GB 39 for -9 yards (D.Irving). FUMBLES (D.Irving) [B.Mayowa], recovered by GB-J.Spriggs at GB 41. J.Spriggs to GB 48 for 7 yards (S.Lee).

3-2-GB 48 (2:29) (No Huddle, Shotgun) T.Montgomery up the middle to 50 for 2 yards (D.Irving). FUMBLES (D.Irving), RECOVERED by DAL-R.Davis at 50. R.Davis to 50 for no gain (J.Spriggs).

The Replay Official reviewed the fumble ruling, and the play was Upheld. The ruling on the field stands.

Dallas Cowboys at 2:29

1-10-50 (2:29) E.Elliott left tackle to GB 45 for 5 yards (J.Ryan; J.Elliott).

Two-Minute Warning

2-5-GB 45 (2:00) J.Looney reported in as eligible. E.Elliott right end to GB 42 for 3 yards (J.Elliott; B.Martinez).

3-2-GB 42 (1:15) E.Elliott up the middle to GB 41 for 1 yard (D.Jones).

Timeout #2 by DAL at 00:30.

4-1-GB 41 (:30) E.Elliott up the middle to GB 38 for 3 yards (B.Martinez).

R24

END OF QUARTER

	Score	Time Poss	First Downs				Efficiencies	
			R	P	X	T	3 Down	4 Down
Dallas Cowboys	30	10:03	3	4	1	8	2/4	1/1
Green Bay Packers	16	4:57	0	5	0	5	1/3	0/0

Miscellaneous Statistics Report

Dallas Cowboys vs Green Bay Packers
10/16/2016 at Lambeau Field

Ten Longest Plays for Dallas Cowboys

Yards	Qtr	Play Start	Play Description
42	2	1-10-DAL 38	(:40) (Shotgun) D.Prescott pass deep right to T.Williams ran ob at GB 20 for 42 yards (M.Hyde).
35	4	3-1-DAL 34	(13:34) J.Looney reported in as eligible. D.Prescott pass deep right to L.Whitehead to GB 31 for 35 yards (M.Burnett).
29	4	1-10-50	(4:54) E.Elliott left end to GB 21 for 29 yards (N.Perry).
26	2	3-1-DAL 12	(:45) L.Whitehead left end pushed ob at DAL 38 for 26 yards (H.Clinton-Dix).
25	3	1-10-DAL 49	(10:03) E.Elliott right end pushed ob at GB 26 for 25 yards (L.Gunter).
20	2	1-10-GB 20	(:31) (No Huddle, Shotgun) D.Prescott pass deep right to B.Butler for 20 yards, TOUCHDOWN.
19	3	2-8-GB 24	(8:55) (Shotgun) D.Prescott pass short left to C.Beasley pushed ob at GB 5 for 19 yards (D.Goodson).
16	1	2-6-GB 24	(11:48) (Shotgun) D.Prescott pass short left to C.Beasley to GB 8 for 16 yards (M.Burnett; L.Gunter).
15	1	1-10-GB 43	(13:00) D.Prescott pass short right to E.Elliott ran ob at GB 28 for 15 yards (M.Burnett).
15	1	1-10-GB 36	(2:54) D.Prescott pass short left to T.Williams pushed ob at GB 21 for 15 yards (D.Randall) [L.Guion].

Ten Longest Plays for Green Bay Packers

Yards	Qtr	Play Start	Play Description
25	1	1-10-GB 47	(8:02) E.Lacy right end to DAL 28 for 25 yards (D.Wilson).
25	4	1-10-DAL 36	(7:56) (No Huddle, Shotgun) A.Rodgers pass deep right to J.Nelson pushed ob at DAL 11 for 25 yards (J.Heath).
22	2	2-10-GB 35	(4:37) A.Rodgers pass deep middle to D.Adams to DAL 43 for 22 yards (B.Carr).
17	1	3-3-GB 37	(:16) (Shotgun) A.Rodgers pass deep left to R.Cobb to DAL 46 for 17 yards (B.Carr).
15	2	1-10-DAL 29	(:01) (No Huddle) A.Rodgers pass short right to T.Montgomery to DAL 14 for 15 yards.
15	3	1-10-DAL 46	(4:27) (No Huddle, Shotgun) A.Rodgers pass short right to T.Montgomery to DAL 31 for 15 yards (A.Brown). FUMBLES
14	1	3-7-GB 28	(8:37) (Shotgun) A.Rodgers scrambles right end to GB 37 for 9 yards (S.Lee).
14	2	2-3-DAL 43	(:08) (Shotgun) A.Rodgers pass short middle to R.Cobb to DAL 29 for 14 yards.
14	3	2-4-DAL 15	(1:54) (No Huddle, Shotgun) A.Rodgers pass short middle to T.Montgomery to DAL 1 for 14 yards (J.Wilcox).
13	2	1-10-GB 37	(:22) (Shotgun) A.Rodgers pass short right to T.Montgomery to 50 for 13 yards (A.Brown).

Touchdown Scoring Information

		Offense	Defense	Special Teams
VISITOR	Dallas Cowboys	3	0	0
HOME	Green Bay Packers	1	0	0

Player Scoring Information

Club	Player	TD	Rush TD	Rec TD	KO TD	Punt TD	Int TD	Fum TD	Misc TD	FG	XP	2Pt Rush	2Pt Rec	Sfty	Points
DAL	C.Beasley	0	0	2	0	0	0	0	0	0	0	0	0	0	12
DAL	D.Bailey	0	0	0	0	0	0	0	0	3	3	0	0	0	12
DAL	B.Butler	0	0	1	0	0	0	0	0	0	0	0	0	0	6
GB	M.Crosby	0	0	0	0	0	0	0	0	3	1	0	0	0	10
GB	R.Cobb	0	0	1	0	0	0	0	0	0	0	0	0	0	6

Possession Detail

	First Half		Second Half		Game	
	Visitor	Home	Visitor	Home	Visitor	Home
Largest Lead	11	0	18	0	18	0
Drives Leading	5	0	5	0	10	0
Time of Possession Leading	10:55	0:00	13:58	0:00	24:53	0:00
Largest Deficit	0	-11	0	-18	0	-18
Drives Trailing	0	6	0	5	0	11
Time of Possession Trailing	0:00	14:08	0:00	16:02	0:00	30:10
Times Score Tied Up		0		0		0
Lead Changes		1		0		1

Playtime Percentage

Percent of playtime per player on offense, defense and special teams

Dallas Cowboys					Green Bay Packers						
		Offense	Defense	Special Teams			Offense	Defense	Special Teams		
J Witten	TE	65	100%	7	28%	T Lang	G	70	100%	4	16%
D Free	T	65	100%	6	24%	D Bakhtiari	T	70	100%	4	16%
Z Martin	G	65	100%	6	24%	L Taylor	G	70	100%	4	16%
R Leary	G	65	100%	6	24%	J Tretter	C	70	100%		
T Frederick	C	65	100%	6	24%	A Rodgers	QB	70	100%		
T Smith	T	65	100%	6	24%	J Nelson	WR	64	91%		
D Prescott	QB	65	100%			B Bulaga	T	58	83%	3	12%
E Elliott	RB	59	91%	1	4%	R Cobb	WR	53	76%		
B Butler	WR	51	78%			R Rodgers	TE	47	67%	7	28%
T Williams	WR	43	66%			T Montgomery	WR	35	50%	12	48%
C Beasley	WR	31	48%	2	8%	J Janis	WR	32	46%	15	60%
G Swaim	TE	30	46%	7	28%	D Adams	WR	31	44%		
L Whitehead	WR	15	23%	5	20%	E Lacy	RB	31	44%		
K Smith	FB	14	22%	13	52%	A Ripkowski	FB	18	26%	14	56%
G Escobar	TE	8	12%	7	28%	J Spriggs	T	18	26%	4	16%
A Morris	RB	5	8%			J Perillo	TE	16	23%	7	28%
J Looney	C	4	6%	6	24%	T Davis	WR	12	17%	3	12%
B Carr	CB		70 100%	5	20%	J Abbrederis	WR	4	6%	2	8%
S Lee	LB		70 100%	5	20%	D Barclay	T	1	1%	4	16%
A Brown	CB		61 87%	10	40%	H Clinton-Dix	FS		65 100%	10	40%
J Wilcox	SS		60 86%	10	40%	M Burnett	SS		65 100%	7	28%
B Jones	FS		60 86%	8	32%	L Gunter	CB		64 98%	6	24%
B Church	SS		51 73%	14	56%	M Hyde	SS		53 82%	13	52%
T Crawford	DT		48 69%	4	16%	N Perry	LB		49 75%		
M Collins	DT		41 59%	4	16%	M Daniels	DT		48 74%	6	24%
J Crawford	DE		35 50%	5	20%	B Martinez	LB		46 71%	6	24%
J Heath	FS		33 47%	19	76%	J Ryan	LB		45 69%	8	32%
J Durant	LB		30 43%			C Matthews	LB		45 69%	6	24%
C Thornton	DT		30 43%			L Guion	NT		38 58%		
A Hitchens	LB		29 41%	5	20%	D Goodson	CB		36 55%	11	44%
D Lawrence	DE		29 41%			D Jones	LB		33 51%	6	24%
M Claiborne	CB		24 34%	2	8%	J Peppers	LB		32 49%	10	40%
T McClain	DT		23 33%	4	16%	K Clark	DT		26 40%	6	24%
B Mayowa	DE		21 30%			D Randall	CB		18 28%	1	4%
R Davis	LB		20 29%	4	16%	M Pannel	DT		13 20%	4	16%
D Irving	DE		19 27%	4	16%	K Brice	FS		11 17%	15	60%
D Wilson	LB		16 23%	18	72%	J Thomas	LB		10 15%	14	56%
A Gachkar	LB			19	76%	J Elliott	LB		9 14%	11	44%
R Smith	FB			14	56%	K Fackrell	LB		7 11%	15	60%
D Bailey	K			13	52%	D Lowry	DE		3 5%	1	4%
L Ladouceur	LS			8	32%	M Evans	SS			14	56%
C Jones	P			8	32%	M Crosby	K			9	36%
M Nzeocha	LB			7	28%	J Schum	P			5	20%
E Cleary	T			6	24%	B Goode	LS			5	20%

