



PACKERS WEEKLY MEDIA INFORMATION PACKET

GREEN BAY PACKERS vs *ATLANTA FALCONS*

SUNDAY, OCTOBER 30, 2016 @ 3:25 PM CDT • GEORGIA DOME





THE DOPE SHEET

OFFICIAL PROGRAM AND PUBLICATION, ACME-PACKERS FOOTBALL TEAM.

Packers Public Relations • Lambeau Field Atrium • 1265 Lombardi Avenue • Green Bay, WI 54304 • 920/569-7500 • 920/569-7201 fax
Jason Wahlers, Aaron Popkey, Sarah Quick, Tom Fanning, Nathan LoCascio, Katie Hermesen

VOL. XVIII; NO. 15

WEEK 8

GREEN BAY (4-2) VS. ATLANTA FALCONS (4-3)

Sunday, Oct. 30 • Georgia Dome • 3:25 p.m. CDT

PACKERS TRAVEL TO ATLANTA TO PLAY THE FALCONS

The Green Bay Packers will take on the Atlanta Falcons at the Georgia Dome in the first road game in six weeks. Green Bay last played an away game in Week 2 at Minnesota.



- ▶ Dating back to 2006, the Packers rank No. 3 in the NFL with a road winning percentage of .561 (46-36).
- ▶ Including the postseason, Green Bay has won four consecutive games against the Falcons, including two in Atlanta.
- ▶ The Packers are 17-13 overall against the Falcons, including a 2-1 record in the postseason.
- ▶ Eight of the last nine regular-season matchups between Green Bay and Atlanta have been decided by eight points or less, including six by four or fewer points.
- ▶ The two teams last met in 2014, a 43-37 Green Bay victory at Lambeau Field. The 43 points scored by the Packers were the second most they scored against the Falcons in the regular-season series (56 in 1966).
- ▶ Green Bay last played at the Georgia Dome in 2011, winning 25-14.
- ▶ Sunday will mark the Packers' sixth consecutive game against an NFC opponent.
- ▶ The Packers have won three of their last four games.
- ▶ Green Bay has registered four or more wins in the first six games of the season for the fourth consecutive year (4-2, 6-0, 4-2, 4-2) and the seventh time overall under Head Coach **Mike McCarthy** (6-0 in 2011, 4-2 in 2009 and 5-1 in 2007).
- ▶ The Packers have a record of .500 or better through six games for the 10th consecutive season.
- ▶ Under McCarthy, Green Bay has compiled a 44-22 record in the first six games of the season. Dating back to 2006, the Packers' .667 winning percentage in the first six games of the season is No. 3 in the NFL behind New England (52-14, .788) and Denver (46-20, .697), according to pro-football-reference.com.
- ▶ Dating back to 2006, the Packers (30-10, .750) hold the second-best winning percentage in the month of October behind the New England Patriots (38-7, .844).
- ▶ Green Bay has won 15 of the last 17 games it has played in the month of October.
- ▶ The Packers last lost a road game in the month of October in 2014 (New Orleans).
- ▶ According to STATS, Green Bay is 19-12 in indoor games during the regular season since 2006, including 1-1 at Atlanta.
- ▶ Green Bay will play four of its next five games on the road, including three road games in a row for the first time since 2012.
- ▶ Next week, the Packers return to Lambeau Field to play the Indianapolis Colts. It will be the Colts' first trip to Green Bay since 2008.

WITH THE CALL

FOX Sports, now in its 23rd season as an NFL network television partner, will broadcast the game to the majority of the country.



- ▶ Play-by-play man **Thom Brennaman** joins color commentator **Troy Aikman** and sideline reporter **Erin Andrews**.
- ▶ Milwaukee's WTMJ (620 AM), airing Green Bay games since November 1929, heads up the Packers Radio Network that is made up of 50 stations in five states. **Wayne Larrivee** (play-by-play) and two-time Packers Pro Bowler **Larry McCarren** (analyst) call the action. McCarren first joined the team's broadcasts in 1995 and enters his 22nd season calling Packers games. After originally being paired together in 1999, McCarren and Larrivee enter their 18th season of broadcasts together.
- ▶ Sports USA Radio will air the game on radio across the country. **John Ahlers** (play-by-play) and **Charles Arbuckle** (analyst) will call the action.
- ▶ The broadcast is also available on Sirius Satellite Radio (WTMJ feed).
- ▶ DIRECTV subscribers can watch the game on Channel 709.

REGULAR SEASON

Date	Opponent	Time (CT)	TV
Sun., Sept. 11	at Jacksonville JaguarsW, 27-23	63,179
Sun., Sept. 18	at Minnesota VikingsL, 14-17	66,813
Sun., Sept. 25	DETROIT LIONSW, 34-27	78,411
Sun., Oct. 2	BYE		
Sun., Oct. 9	NEW YORK GIANTS (Gold Pkg.)W, 23-16	78,401
Sun., Oct. 16	DALLAS COWBOYSL, 16-30	78,481
Thu., Oct. 20	CHICAGO BEARSW, 26-10	78,217
Sun., Oct. 30	at Atlanta Falcons3:25 p.m.	FOX
Sun., Nov. 6	INDIANAPOLIS COLTS (Gold Pkg.)	*3:25 p.m.	CBS
Sun., Nov. 13	at Tennessee Titans*12 p.m.	FOX
Sun., Nov. 20	at Washington Redskins*7:30 p.m.	NBC
Mon., Nov. 28	at Philadelphia Eagles7:30 p.m.	ESPN
Sun., Dec. 4	HOUSTON TEXANS*12 p.m.	CBS
Sun., Dec. 11	SEATTLE SEAHAWKS*3:25 p.m.	FOX
Sun., Dec. 18	at Chicago Bears*12 p.m.	FOX
Sat., Dec. 24	MINNESOTA VIKINGS12 p.m.	FOX
Sun., Jan. 1	at Detroit Lions*12 p.m.	FOX

*—Start time and broadcast may shift due to NFL flexible scheduling

NFL POSTSEASON DATES

Jan. 7-8AFC and NFC Wild Card Playoffs
Jan. 14-15AFC and NFC Divisional Playoffs
Jan. 22AFC and NFC Championship Games
Jan. 29Pro Bowl, Aloha Stadium, Honolulu, Hawaii
Feb. 5Super Bowl LI, NRG Stadium, Houston, Texas





PACKERS AT FALCONS - WEEK 8

IN THE CONFERENCE

The Packers have established themselves as one of the best teams in the NFC.

- ▶ Green Bay has won three of its last four games against NFC opponents.
- ▶ Under Head Coach **Mike McCarthy**, Green Bay tallied a winning record against NFC opponents in nine of his first 10 seasons (2006-15):

Season	Record Against NFC Teams
2015	7-5
2014	9-3
2013	6-5-1
2012	8-4
2011	12-0
2010	8-4
2009	9-3
2008	5-7
2007	9-3
2006	7-5

- ▶ Dating back to 2006, Green Bay ranks **No. 1 in the NFC** in inter-conference games:

Team	NFC vs. NFC Winning Pct.
1. Green Bay	.668 (83-41-1)
2. New Orleans	.593 (73-50)
3. Seattle	.577 (71-52-1)
4. Dallas	.552 (69-56)
5. Philadelphia	.532 (66-58)
6. N.Y. Giants	.531 (67-59)

- ▶ The Packers rank **No. 2 in the NFC** in inter-conference road games since 2006 (according to pro-football-reference.com):

Team	NFC vs. NFC Road Winning Pct.
1. Dallas	.587 (37-26)
2. Green Bay	.574 (35-26)
3. Philadelphia	.571 (36-27)
4. N.Y. Giants	.547 (35-29)
5. New Orleans	.541 (33-28)

- ▶ Green Bay also ranks **No. 1 in the NFC** in inter-conference home games since 2006 (according to pro-football-reference.com):

Team	NFC vs. NFC Winning Pct. At Home
1. Green Bay	.758 (48-15-1)
2. Seattle	.661 (41-21)
3t. Minnesota	.645 (40-22)
3t. New Orleans	.645 (40-22)
5. Atlanta	.613 (38-24)

- ▶ With QB **Aaron Rodgers** as the starter (2008-present), the Packers are 64-30 against NFC teams.

- ▶ Dating back to 2008, Rodgers ranks in the top five among active quarterbacks in a few passing categories against NFC teams (min. 800 pass att.):

Team	Passer Rating Against NFC Teams (Since 2008)
1. Aaron Rodgers, GB	105.5
2. Drew Brees, NO	99.4
3. Russell Wilson, SEA	98.0
4. Philip Rivers, SD	96.8
5. Tom Brady, NE	96.4

Team	TD/INT Ratio Against NFC Teams (Since 2008)
1. Aaron Rodgers, GB	3.83
2. Russell Wilson, SEA	2.52
3. Tom Brady, NE	2.48
4. Joe Flacco, BAL	2.29
5. Drew Brees, NO	2.27

Team	Passing TDs Against NFC Teams (Since 2008)
1. Drew Brees, NO	225
2. Aaron Rodgers, GB	203
3. Eli Manning, NYG	175
4. Matt Ryan, ATL	159
5. Tony Romo, DAL	139

- ▶ Green Bay ranks **No. 2 in the NFC** and **No. 3 in the NFL** in points per game against NFC opponents since 2008:

Team	Points Per Game Vs. NFC
1. New England	29.3
2. New Orleans	27.7
3. Green Bay	27.1
4. Denver	26.4
5. Cincinnati	25.8

STAT OF THE WEEK

- ▶ In the Week 7 victory over Chicago, QB **Aaron Rodgers** set a single-game franchise record with 39 completions, besting the previous high of 36 by QB Brett Favre at Chicago on Dec. 5, 1993.
- ▶ According to the Elias Sports Bureau, the Packers became just the second team in NFL history to feature three players with 10-plus catches in a game (WR **Davante Adams**, 13; WR **Randall Cobb**, 11; WR **Ty Montgomery**, 10), joining the New England Patriots (Leroy Thompson, Ben Coates, Michael Timpson) vs. Minnesota on Nov. 13, 1994.
- ▶ Adams' 13 receptions for a career-best 132 yards (10.2 avg.) and two touchdowns against Chicago tied for the second-most receptions in the single game in franchise history (Don Hutson, 13 receptions vs. Cleveland, Oct. 18, 1942, and 14 vs. N.Y. Giants on Nov. 22, 1942).
- ▶ Montgomery became the first Packer to post back-to-back games with 10-plus catches (10 vs. Dallas in Week 6) since WR Sterling Sharpe in 1993 (Oct. 10, Oct. 24). The only other player to accomplish that feat in a single season in team annals is Hutson in 1942 (Nov. 15, Nov. 22).



PACKERS AT FALCONS - WEEK 8

ODDS AND ENDS

Below are some random notes from this season:

- ▶ The Packers rank **No. 1 in the NFL** in third-down conversions:

Team	Third-Down Percentage
1. Green Bay	50.6
2. New Orleans	49.4
3. Dallas	46.6
4. Tennessee	46.2
5. Detroit	45.0

- ▶ Green Bay ranks in the top five in the NFL in penalties called against and penalties accepted against this season:

Team	Penalties Called Against
1t. Dallas	39
3. San Francisco	40
3t. Green Bay	41
3t. Kansas City	41
5. Houston	42

Team	Penalties Accepted Against
1. San Francisco	31
2t. Kansas City	33
2t. San Diego	33
4. Green Bay	35
5t. Dallas/Houston	36

- ▶ Green Bay only gave up two sacks on 56 pass attempts in Week 7.
- ▶ The Packers are **tied for No. 5 in the NFL** in sacks allowed this season:

Team	Sacks Allowed
1. Oakland	7
2t. Dallas	9
2t. New Orleans	9
4. Washington	10
5t. Green Bay	11
5t. N.Y. Giants	11
5t. Pittsburgh	11
5t. Seattle	11

- ▶ In Week 7, Green Bay recorded 32 first downs, the most by the Packers since Nov. 27, 1983, at Atlanta (32). It tied for the second most in franchise history. Green Bay also possessed the ball for 39:36, the best mark by the team since Oct. 27, 2013, at Minnesota (40:54).
- ▶ LB **Blake Martinez** recorded his first career interception in the Week 7 victory over the Chicago Bears.
- ▶ The Packers have eclipsed 400 total net yards twice this season (406 vs. N.Y. Giants and Chicago Bears).
- ▶ Green Bay has registered over 100 net rushing yards in three of the last four games (103, 147, 123), all wins.
- ▶ WR **Trevor Davis** registered a 25-yard punt return against Dallas, the longest punt return by Green Bay since DB **Micah Hyde** returned a punt 55 yards for a touchdown vs. Detroit on Dec. 28, 2014.
- ▶ In Week 6, S **Morgan Burnett** recorded his first interception since Dec. 8, 2014, vs. Atlanta while also leading the team in tackles (10) and solo tackles (seven).

DEFENSIVE STRENGTH

The Packers defense has been a strength early in the season.

- ▶ According to the Elias Sports Bureau, Green Bay allowed the second-fewest rushing yards (171) by a team through the first four games since the NFL began compiling individual stats in 1933 (San Francisco, 157 yards on 74 attempts in 1995).
- ▶ The Packers have held five of six opponents to less than 70 yards rushing. Green Bay's run defense ranks **No. 1 in the NFL**:

Team	Rushing Yards Allowed Per Game
1. Green Bay	71.8
2. N.Y. Jets	74.1
3. Minnesota	81.7
4. Baltimore	81.9
5. Seattle	84.2

Team	Rushing Yards Per Carry Allowed
1. Green Bay	3.15
2. N.Y. Jets	3.20
4. Carolina	3.31
3. Seattle	3.34
5. Baltimore	3.52

- ▶ The Green Bay defense has only allowed 10 runs of 10-plus yards this season, **tied for No. 2 in the NFL**:

Team	Runs Of 10-Plus Yards Allowed
1. Seattle	7
2t. Green Bay	10
2t. Baltimore	10
4. Jacksonville	12
5. Minnesota	13

- ▶ According to STATS, the Packers **rank No. 4 in the NFL** in negative plays by opponents:

Team	Opponent Negative Plays
1. N.Y. Jets	52
2. Arizona	51
3. Miami	49
4. Green Bay	48
5. Los Angeles	46

- ▶ The Packers rank **No. 5 in the league** in sacks per pass attempt:

Team	Sacks/Pass Attempt
1. Philadelphia	10.05%
2. Denver	9.28%
3. Seattle	9.26%
4. Buffalo	9.17%
5. Green Bay	8.54%
6. Minnesota	8.33%

- ▶ Dating back to last season, Green Bay has recorded a takeaway in 11 straight games. That ranks **No. 2 in the NFL** as far as current streaks behind San Diego (13).



PACKERS AT FALCONS - WEEK 8

QUICK OUT OF THE GATE

The Packers started games fast during the 2015 regular season, scoring touchdowns in the first quarter in nine games. They continued that by scoring in all six games this season, including a touchdown in four contests.

- ▶ The Packers are **tied for No. 3 in the NFL** in first-quarter touchdowns this season.

Team	First-Quarter Touchdowns (2016)
1. New England	7
2. Pittsburgh	6
3t. Green Bay	5
3t. Atlanta	5
3t. Buffalo	5
3t. Detroit	5
3t. New Orleans	5
3t. San Diego	5

- ▶ The Packers scored 13 touchdowns in the first quarter in 2015, **tied for No. 2 in the NFL** (Washington, 13 / New Orleans, 16).
- ▶ Green Bay has outscored its opponents 27-10 in the first quarter in four home games this season and 185-26 in the first quarter in the last 19 regular-season games at Lambeau Field.
- ▶ The Packers rank **No. 2 in the NFL** in points per game in the first quarter this season:

Team	Points Per Game/First Quarter (2016)
1. New England	8.6
2. Green Bay	6.8
3. Atlanta	6.7
4. New Orleans	6.3

- ▶ Green Bay scored points in the first quarter in 12 games during the regular season, **tied for No. 4 in the NFL** in 2015 and **tied for No. 2 among Packers teams since 2000**:

Year	Games Scoring Points in the First Quarter
1. 2014	16
2t. 2015	12
2t. 2011	12
2t. 2009	12

- ▶ The Packers **are tied for No. 3 in the NFL** in first-quarter point differential:

Team	First-Quarter Point Differential (2016)
1. New England	plus-46
2. Dallas	plus-27
3t. Green Bay	plus-24
3t. Oakland	plus-24
5t. Atlanta	plus-23
5t. Buffalo	plus-23

- ▶ Dating back to 2014, the Packers have a plus-148 point differential in the first quarter at Lambeau Field, ranking **No. 1 in the NFL** (according to pro-football-reference.com).

- ▶ The Packers are **tied for No. 2 in the NFL** for scoring (24 points) on the first offensive possession (Buffalo and New England).
- ▶ Green Bay's 151 first-quarter points during the 2014 regular season were the **most in the NFL in a single season** dating back to 1991.
- ▶ Rodgers has thrown 47 touchdowns and six interceptions in the first half since the start of the 2014 regular season.
- ▶ Since 2014, Rodgers ranks in the top five in the NFL in a few first-half passing categories:

Player	First-Half Passer Rating
1. Kirk Cousins, WAS	104.4
2. Tom Brady, NE	104.3
3. Aaron Rodgers, GB	103.6
4. Drew Brees, NO	103.1
5. Ben Roethlisberger, PIT	101.2

Player	First-Half Passing Touchdowns
1. Aaron Rodgers, GB	47
2. Tom Brady, NE	41
3. Drew Brees, NO	39
4t. Eli Manning, NYG	38
4t. Matthew Stafford, DET	38
6. Philip Rivers, SD	36

Player	First-Half TD/INT Ratio
1. Aaron Rodgers, GB	7.83
2. Tom Brady, NE	6.83
3t. Kirk Cousins, WAS	3.38
3t. Russell Wilson, SEA	3.38
5. Drew Brees, NO	3.25

- ▶ Dating back to 2006, the Packers have recorded three of the top six single-season first-half point totals in the NFL:

Team	First-Half Points
1. New England, 2007	333
2. Green Bay, 2014	310
3. New England, 2012	290
4. Denver, 2013	288
5. Green Bay, 2011	286
6. Green Bay, 2009	269

- ▶ Rodgers has thrown four touchdowns in the first quarter this season. Dating back to 1991, Rodgers owns four of the top six single-season marks for passing touchdowns during the first quarter for the Packers:

Player	Passing Touchdowns
1. Aaron Rodgers, 2011	11
2t. Aaron Rodgers, 2014	10
2t. Brett Favre, 1998	10
2t. Brett Favre, 1995	10
5t. Aaron Rodgers, 2015	9
5t. Aaron Rodgers, 2012	9



THE DOPE ON THIS WEEK'S OPPONENT:

Packers vs. Falcons:

All-time, Regular season:
15-12-0

All-time, Postseason:
2-1

All-time, in Green Bay:
7-4-0

Streaks: The Packers have not lost since 2010, winning one play-off contest and three regular-season games.

Last meeting, regular season:

Dec. 8, 2014; Packers won, 43-37, Lambeau Field



COACHES CAPSULES

Mike McCarthy: 116-64-1, .644 (incl. 8-7 postseason); 11th NFL season

Dan Quinn: 12-11-0, .522; 2nd NFL season

Head to Head: Tied 0-0

vs. Opponent: McCarthy 4-2 vs. Falcons; Quinn 0-0 vs. Packers

MIKE MCCARTHY...Is in his 11th year as the Packers' 14th head coach.

- ▶ Joined Vince Lombardi and Mike Holmgren as the only coaches to guide the Packers to a Super Bowl title with a win over Pittsburgh in Super Bowl XLV.
- ▶ Led the Packers to their seventh consecutive playoff appearance last season, joining New England as the only two NFL teams to do so over that span. Has also led the team to eight playoff appearances in the last nine years (2007, 2009-15).
- ▶ Guided the Packers to top-10 finishes in scoring in eight straight seasons (2007-14), joining the Patriots as the only other team to accomplish the feat over that time; Packers finished first overall in scoring in 2014.
- ▶ His .654 winning percentage during the regular season (108-57-1) ranks No. 3 among active NFL head coaches (min. 50 games).
- ▶ Had 104 regular-season wins in his first 10 seasons as a head coach, ranking No. 3 in NFL history.

DAN QUINN...Is in his second year as the Falcons' 11th head coach.

- ▶ Coached the Atlanta defense to keep five opposing quarterbacks under 200 passing yards and allowed just one 100-yard rusher in 2015.
- ▶ Inherited the No. 32 defense from 2014 and improved it to No. 16 in his first season as head coach.
- ▶ Coached Atlanta a 5-0 start in 2015, the best start for a head coach in franchise history.
- ▶ Coordinated a Seattle defense that led the league in yards allowed per game, passing yards allowed per game and points allowed per game for two consecutive seasons (2013-14).
- ▶ In 2012, led the University of Florida's defense to allow just 12.9 points per game in the regular season.

THE PACKERS-FALCONS SERIES

- ▶ Green Bay averaged 34.4 points while winning the first five games of the series, with the first coming in 1966 en route to becoming the first Super Bowl champions.
- ▶ In 1992, Atlanta won the first game of the series after trading QB Brett Favre to Green Bay in February.
- ▶ Favre and the Packers had revenge with a 37-20 win in the 1995 NFC Wild Card, where the defense held the Falcons to just 21 rushing yards.
- ▶ No. 6-seeded Green Bay upset the top-ranked Falcons in the 2010 NFC Divisional playoffs, 48-21, as part of the Packers' run to become just the second team in NFL history to win the Super Bowl as a No. 6 seed.

NOTABLE CONNECTIONS

Packers LB Clay Matthews is the elder cousin of Falcons T Jake Matthews...Falcons LB A.J. Hawk was drafted No. 5 overall by Green Bay in the 2006 NFL draft and played nine years (2006-14) with the Packers, leading the team in tackles during five seasons...Green Bay S Morgan Burnett is from College Park, Ga., and attended Georgia Tech for three seasons (2007-09), spending 2007 as a teammate of Falcons LB Philip Wheeler...Falcons secondary/senior defensive assistant coach Marquand Manuel started 16 games Green Bay in 2006...Packers director-football operations Eliot Wolf held three scouting internships with Atlanta and filed his first scouting report for the Falcons at age 14...Green Bay secondary-cornerbacks coach Joe Whitt Jr was Atlanta's assistant defensive backs coach in 2007...Green Bay LB Julius Peppers (No. 2 overall) and Falcons DE Dwight Freeney (No. 11 overall) were the first two DEs taken in the 2002 NFL draft...Peppers (138.5 sacks) and Freeney (122.5) are in the top 20 among all-time sacks leaders...In 2009, Peppers was coached in Carolina by Atlanta defensive coordinator Richard Smith...Smith coached special teams for the Oilers during two seasons (1988-89) that Packers senior personnel executive Alonzo Highsmith played for Houston...Green Bay RB Knile Davis played in Kansas City in 2013 with Falcons DE Tyson Jackson...Atlanta assistant special teams coach Eric Sutulovich coached on the staff of Packers defensive coordinator Dom Capers in Houston from 2002-05...Capers coached in Miami with Falcons head coach Dan Quinn (2006), special teams coordinator Keith Armstrong (2006-07) and defensive assistant/linebackers coach Chad Walker (2006-07)...Atlanta assistant head coach/wide receivers Raheem Morris was colleagues with Green Bay defensive quality control coach Ejiro Evero (2007-09) and quarterbacks coach Alex Van Pelt (2010-11) in Tampa Bay...Packers tight ends coach Brian Angelichio spent two seasons (2012-13) coaching with Atlanta defensive line coach Bryan Cox with the Buccaneers and coached the 2014 season in Cleveland with Falcons offensive coordinator Kyle Shanahan, offensive assistant Mike LaFleur and offensive assistant Mike McDaniel...Packers TE Jared Cook played with Atlanta G Mike Person in St. Louis in 2014...Cook and Falcons FB Patrick DiMarco were South Carolina teammates from 2007-08...Green Bay LB Blake Martinez and T Kyle Murphy played at Stanford with Falcons TEs Austin Hooper (2014-15) and Levine Toilolo (2012)...Hooper (2014) and Toilolo (2011-12) were Cardinal teammates with Green Bay WR Ty Montgomery...Packers associate head coach/offense Tom Clements and defensive line coach Mike Trgovac coached at Notre Dame in 1993 with Armstrong...Walker and Packers defensive front assistant Jerry Montgomery coached together at Oklahoma for two seasons (2013-14)...Atlanta linebackers coach Jeff Ulbrich coached Green Bay DT Kenny Clark (2013-14) and DE/LB Datone Jones (2012) at UCLA...Packers T Bryan Bulaga played with Atlanta DE Adrian Clayborn from 2007-09 at Iowa...Falcons WR Justin Hardy played at East Carolina from 2012-14 with Green Bay CB Josh Hawkins...Green Bay T Jason Spriggs and Atlanta RB Tevin Coleman were Indiana teammates from 2012-14...Packers special teams coordinator Ron Zook coached at Ohio State from 1989-90 with Atlanta running backs coach Bobby Turner...Packers S Ha Ha Clinton-Dix played with Falcons OLB Courtney Upshaw in 2011 at Alabama...Green Bay S Chris Banjo played at Southern Methodist from 2008-10 with Falcons WR Aldrick Robinson.

LAST MEETING, REGULAR SEASON

Dec. 8, 2014, Lambeau Field, Packers won, 43-37

- ▶ QB Aaron Rodgers completed 24 of 36 passes (66.7 percent) for 327 yards and three TDs (123.3 passer rating).
- ▶ The Packers exploded for 24 points in the second quarter behind two Eddie Lacy TDs.
- ▶ WR Julio Jones posted 259 yards on 11 receptions (23.5 avg.) and one TD in the loss.
- ▶ The second TD for WR Jordy Nelson (eight receptions for 146 yards and two TDs) provided insurance as the Packers took a 40-24 lead early in the fourth quarter.



PACKERS AT FALCONS - WEEK 8

AT THE HELM

Having led Green Bay to the playoffs in eight of his first 10 seasons as head coach, **Mike McCarthy** is joined by Vince Lombardi and Mike Holmgren as the only coaches to guide the Packers to a Super Bowl win with a victory over Pittsburgh in Super Bowl XLV.

► McCarthy guided the Packers to a franchise-record fourth consecutive division title in 2014.

► With a win at Tampa Bay in Week 16 of the 2014 season, McCarthy passed Lombardi for the No. 2 spot in team history as far as overall victories:

<u>Coach</u>	<u>Overall Wins</u>
1. Curly Lambeau, 1921-49	212
2. Mike McCarthy, 2006-16	116
3. Vince Lombardi, 1959-67	98
4. Mike Holmgren, 1992-98	84

► The 116 overall wins are the most in the NFC and tied for the second most in the NFL since 2006 (NE 142 and IND 116).

► McCarthy reached 100 career wins (including playoffs) in just his 155th game. He was the fastest to reach 100 wins in the NFL since George Seifert in 1996 (132 games).

► McCarthy's 104 regular-season wins in his first 10 years as a head coach (2006-15) rank No. 3 in NFL history:

<u>Coach</u>	<u>Wins In First 10 Regular Seasons</u>
1. George Seifert, SF	113
2. Don Shula, BAL/MIA	105
3. Mike McCarthy, GB	104

► McCarthy recorded his third regular season with 12-plus wins in 2014 (2007, 2011), passing Curly Lambeau (1929, 1931), Lombardi (1962, 1966), Holmgren (1996-97) and Mike Sherman (2001-02) for the most by a coach in franchise history.

► McCarthy has guided the Packers to five seasons with 11-plus wins (2007, 2009, 2011-12, 2014), passing Lombardi (1961-63, 1966) and Holmgren (1995-98) for the **most by a coach in franchise history**.

► McCarthy's seven regular seasons with 10-plus wins are a franchise record (since 1921).

► McCarthy joined Pittsburgh's Bill Cowher (2005) as the only Super Bowl-winning coaches to lead their respective teams to three road wins as the No. 6 seed in the postseason en route to a world title.

► Including playoffs, McCarthy has a 116-64-1 record since taking over as head coach in 2006, a .644 winning percentage that ranks **No. 2 among current NFL head coaches** (minimum 75 games):

<u>Coach</u>	<u>Winning Pct.</u>
1. Bill Belichick, CLE/NE	.670 (252-124)
2. Mike McCarthy, GB	.644 (116-64-1)
3. Mike Tomlin, PIT	.630 (102-60)

► McCarthy coached in his 134th game in Week 13 at Detroit in 2013 (including playoffs), moving him past Bart Starr for No. 2 in team history:

<u>Coach</u>	<u>Overall Games</u>
1. Curly Lambeau, 1921-49	339
2. Mike McCarthy, 2006-16	181
3. Bart Starr, 1975-83	133

► In the Week 6 victory over the San Diego Chargers in 2015, McCarthy earned the 100th regular-season win of his career in just his 150th game, making him the seventh-fastest coach in NFL history and the fastest current NFL coach to reach the 100-win plateau:

<u>Coach (Current)</u>	<u>Games Needed For 100 Regular-Season Wins</u>
1. Mike McCarthy, GB	150
2. Andy Reid, PHI/KC	164
3. Bill Belichick, CLE/NE	177
4. John Fox, CAR/DEN	182

► Since McCarthy took over in 2006, the Packers rank **No. 2 in the NFL** in regular-season winning percentage:

<u>Team</u>	<u>Winning Pct.</u>
1. New England	.778 (130-37)
2. Green Bay	.654 (108-57-1)
3. Indianapolis	.641 (107-60)

WINNING WAYS

With a win in Week 15 at Chicago in 2012, Green Bay posted its fourth straight 10-win season, tying a franchise record that was done three other times in club annals (1929-32, 1995-98, 2001-04).

► A victory vs. Tennessee in Week 16 brought the Packers' win total to 47 from 2009-12, which ranks second in franchise history for a four-year period:

► Green Bay's six 10-win regular seasons since 2009 are **No. 2 in the NFL**:

<u>Team</u>	<u>10-Win Regular-Seasons (Since 2009)</u>
1. New England	7
2. Green Bay	6
3t. Cincinnati/Indianapolis	5

► A look at the top regular-season win totals in the league since 2009:

<u>Team</u>	<u>Regular-Season Wins (Since 2009)</u>
1. New England	91
2. Green Bay	81
3. Denver	75
4. Pittsburgh	74

► The Packers are the only NFC team and one of two teams in the league (New England) to make the playoffs each of the past seven seasons (2009-15).

► Including playoffs, the Packers have won 88 games since 2009, which ranks **No. 2 in the league** over that span:

<u>Team</u>	<u>Total Wins (Since 2009)</u>
1. New England	99
2. Green Bay	88
3. Denver	81
4t. Baltimore	77
4t. Pittsburgh	77
4t. Seattle	77



PACKERS AT FALCONS - WEEK 8

TAKING HIS PLACE AMONG THE GAME'S BEST

QB **Aaron Rodgers** surpassed the 1,500-attempt plateau for his career in 2010, the benchmark to qualify for passer rating in the NFL record book.

▶ Rodgers ranks **No. 1 in NFL history** in career passer rating:

<u>Quarterback</u>	<u>Career Passer Rating</u>
1. Aaron Rodgers, GB	103.4
2. Russell Wilson, SEA	101.0
3. Tony Romo, DAL	97.1
4. Tom Brady, NE	96.8
5. Steve Young, TB/SF	96.8

▶ In 125 career regular-season starts, Rodgers has eclipsed the century mark in passer rating 68 times and recorded 44 games of 300-plus yards.

▶ Rodgers went over the 30,000-yard passing mark for his career in 2015 in Week 6 vs. San Diego. He reached the mark on his 3,652nd attempt, the fewest attempts needed in NFL history, as he bested the previous record held by QB Johnny Unitas (3,695 attempts).

▶ Rodgers reached the mark in his 116th career game, the fourth fewest in NFL history.

▶ Rodgers reached 250 touchdown passes in Week 12 of 2015. He did in his 121st career game, surpassing MIA QB Dan Marino (128) for the NFL record.

▶ Where Rodgers ranks among active NFL quarterbacks **since he took over as the starter in 2008** (min. 1,000 attempts):

<u>Quarterback</u>	<u>Passing Yards (Since 2008)</u>
1. Drew Brees, NO	41,815
2. Philip Rivers, SD	36,777
3. Matt Ryan, ATL	35,105
4. Eli Manning, NYG	34,786
5. Aaron Rodgers, GB	33,566
<u>Quarterback</u>	<u>Passing TDs (Since 2008)</u>
1. Drew Brees, NO	311
2. Aaron Rodgers, GB	269
3. Philip Rivers, SD	250
<u>Quarterback</u>	<u>Passer Rating (Since 2008)</u>
1. Aaron Rodgers, GB	103.9
2. Russell Wilson, SEA	101.0
3. Drew Brees, NO	100.7
<u>Quarterback</u>	<u>Yards/Attempt (Since 2008)</u>
1. Russell Wilson, SEA	8.00
2. Aaron Rodgers, GB	7.94
3. Philip Rivers, SD	7.93
<u>Quarterback</u>	<u>INT Percentage (Since 2008)</u>
1. Tom Brady, NE	1.5
2. Aaron Rodgers, GB	1.6
3. Alex Smith, SF/KC	1.8
<u>Quarterback</u>	<u>25-Yard Passes (Since 2008)</u>
1. Drew Brees, NO	314
2. Aaron Rodgers, GB	292
3. Philip Rivers, SD	277
4. Eli Manning, NYG	274
<u>Quarterback</u>	<u>Rushing TDs (Since 2008)</u>
1. Cam Newton, CAR	46
2. Aaron Rodgers, GB	23
3t. Three players	15

▶ Rodgers finished the 2015 regular season **No. 2 in the NFL** with seven games with two-plus touchdown passes and zero INTs (New England QB Tom Brady, nine). He has three such games so far this season.

▶ Rodgers rushed for a touchdown in Week 1, marking his 11th game with two-plus passing touchdowns and one-plus rushing touchdowns since 2008, which is **No. 2 among NFL QBs** over that span behind Cam Newton (17).

▶ Rodgers reached 30 passing touchdowns (31) during the 2015 regular season for the fifth time in his career. He ranks second in team history behind Brett Favre's eight. Rodgers' five 30-plus passing touchdown seasons since 2009 are tied for the second most in the NFL over that time span (NE Tom Brady and IND/DEN Peyton Manning, five / NO Drew Brees, seven).

▶ Dating back to 1921, Rodgers is tied for the most seasons with 30-plus touchdowns and less than 10 interceptions (according to pro-football-reference.com):

<u>Player</u>	<u>Seasons With 30-Plus TD Passes/Less Than 10 INTs</u>
1t. Aaron Rodgers, GB	5
1t. Tom Brady, NE	5
3t. Six players	1

▶ Rodgers owns three of the top four single-season totals in touchdown passes in franchise history:

<u>Player</u>	<u>TD Passes</u>
1. Aaron Rodgers, 2011	45
2t. Aaron Rodgers, 2012	39
2t. Brett Favre, 1996	39
4t. Aaron Rodgers, 2014	38
4t. Brett Favre, 1995	38

▶ A look at where Rodgers ranks in the NFL in several categories **since 2014** (min. 600 attempts):

<u>Quarterback</u>	<u>Passer Rating (Since 2014)</u>
1. Tony Romo, DAL	105.9
2. Tom Brady, NE	102.4
3. Russell Wilson, SEA	101.2
4. Aaron Rodgers, GB	100.1
5. Drew Brees, NO	99.9

<u>Quarterback</u>	<u>TD Passes (Since 2014)</u>
1t. Aaron Rodgers, GB	82
1t. Drew Brees, NO	82
3. Tom Brady, NE	77

<u>Quarterback</u>	<u>TD/INT Ratio (Since 2014)</u>
1. Aaron Rodgers, GB	4.82 (82/17)
2. Tom Brady, NE	4.81 (77/16)
3. Russell Wilson, SEA	3.69 (59/16)

<u>Quarterback</u>	<u>TD Percentage (Since 2014)</u>
1. Tony Romo, DAL	7.0
2. Aaron Rodgers, GB	6.2



PACKERS AT FALCONS - WEEK 8

RODGERS AND TOUCHDOWNS

QB **Aaron Rodgers** has found a way to find the end zone a lot in his career, and that has continued this season.

- ▶ Rodgers is **tied for No. 6 in the NFL** this season in passing touchdowns:

Player	TD Passes (2016)
1. Drew Brees, NO	17
2t. Ben Roethlisberger, PIT	16
2t. Matt Ryan, ATL	16
4. Matthew Stafford, DET	15
5. Andrew Luck, IND	14
6t. Aaron Rodgers, GB	13
6t. Derek Carr, OAK	13
6t. Philip Rivers, SD	13

- ▶ Rodgers registered four touchdown passes in the first half of the Week 3 victory over Detroit. It was the second time in his career that he recorded four-plus touchdowns in the first half (six vs. Chicago, Nov. 9, 2014).
- ▶ Rodgers has thrown four-plus touchdowns in a game 17 times, two shy of QB Brett Favre's franchise mark (19 games) and No. 3 among active quarterbacks:

Player	Games With Four-Plus TD Passes
1. Drew Brees, SD/NO	29
2. Tom Brady, NE	24
3. Aaron Rodgers, GB	17
4. Eli Manning, NYG	13
5. Ben Roethlisberger, PIT	12
6. Tony Romo, DAL	10

- ▶ Rodgers is **tied for No. 6 in the NFL** this season with two games with three-plus passing touchdowns. He ranks **No. 2 in the league** in games with three-plus passing touchdowns since 2008:

Player	Games With Three-Plus TD Passes
1. Drew Brees, SD/NO	57
2. Aaron Rodgers, GB	48
3. Philip Rivers, SD	42
4. Tom Brady, NE	36
5. Eli Manning, NYG	34
6. Tony Romo, DAL	33

- ▶ Rodgers is tied for **No. 2 in the NFL this season** in games with three-plus passing touchdowns and zero interceptions. **Dating back to 2008, Rodgers leads the NFL** in games with three-plus TDs and zero INTs:

Player	Games With Three-Plus TD Passes and Zero INTs (Since 2008)
1. Aaron Rodgers, GB	34
2. Drew Brees, NO	28
3. Tom Brady, NE	27
4. Tony Romo, DAL	21
5. Philip Rivers, SD	20

THE RETURN OF JORDY

After missing the entire 2015 season due to injury, WR **Jordy Nelson** has wasted little time contributing this season.

- ▶ For the first time in his career, Nelson posted a touchdown reception in each of the first four games of the season, becoming the first Packer to do so since WR Bill Schroeder in 2001.
- ▶ Nelson's five touchdown receptions in the first four games were tied for the fourth most in franchise history:

Player	Receiving TDs In First Four Games
1. Don Hutson, 1942	7
2t. Don Hutson, 1945	6
2t. Bob Mann, 1951	6
4t. Jordy Nelson, 2016; several others	5

- ▶ Nelson ranks **No. 5 in franchise history** in receiving touchdowns:

Player	Receiving TDs
1. Don Hutson (1935-45)	99
2. Sterling Sharpe (1988-94)	65
3. Donald Driver (1999-2012)	61
4. Antonio Freeman (1995-2003)	57
5. Jordy Nelson (2008-present)	54

- ▶ In Week 5, Rodgers and Nelson connected for the 50th touchdown between the two, the second most by a duo in team history behind QB Brett Favre and WR Antonio Freeman (57 TD passes).
- ▶ The Packers have won 18 of the last 19 games in which Nelson has had at least one touchdown reception.
- ▶ Nelson has recorded at least one touchdown catch in nine of the last 11 games he has played in at Lambeau Field, totaling 12 touchdown receptions over that span.
- ▶ Over his career, Nelson has registered at least one touchdown reception in 23 games at Lambeau Field. The Packers are 22-1 in those contests.

GROUP EFFORT

The Packers' receivers have always been a big part of the offense, but with injuries to the top two running backs, Green Bay's receiving corps has been asked to step up even more.

- ▶ The Packers are one of four teams in the NFL (Chicago, New Orleans, Washington) to have three wide receivers with over 25 receptions and 300 yards each this season (**Randall Cobb** - 39 rec. for 388 yds. / **Davante Adams** - 28 rec. for 350 yds. / **Jordy Nelson** - 27 rec. for 321 yds.)
- ▶ Nelson and Adams share the team lead with five touchdown receptions. They are the **only teammate duo in the NFL** with five-plus touchdown catches this season.
- ▶ According to the Elias Sports Bureau, in Week 7 the Packers became just the second team in NFL history to feature three players with 10-plus catches in a game (Adams, 13; Cobb, 11; WR **Ty Montgomery**, 10), joining the New England Patriots (Leroy Thompson, Ben Coates, Michael Timpson) vs. Minnesota on Nov. 13, 1994.
- ▶ Adams' 13 receptions for a career-best 132 yards (10.2 avg.) and two touchdowns against Chicago tied for the second-most receptions in the single game in franchise history (Don Hutson, 13 receptions vs. Cleveland, Oct. 18, 1942 and 14 vs. N.Y. Giants on Nov. 22, 1942).
- ▶ Montgomery became the first Packer to post back-to-back games with 10-plus catches (10 vs. Dallas in Week 6) since WR Sterling Sharpe in 1993 (Oct. 10, Oct. 24). The only other player to accomplish that feat in a single season in team annals is Hutson in 1942 (Nov. 15, Nov. 22).
- ▶ Montgomery recorded 60 yards rushing and 66 yards receiving in Week 7, becoming the first Green Bay player since RB Ahman Green (63 rushing/68 receiving) at Detroit on Sept. 24, 2006, to register 60-plus rushing yards and 60-plus receiving yards in a game.



PACKERS AT FALCONS - WEEK 8

CLAY FINDS HIS WAY TO THE BALL

LB **Clay Matthews** continues to make an impact on opposing offenses.

- ▶ For the first time in his career, Matthews recorded at least one sack in each of the first three regular-season games he played in.
- ▶ In 2015, Matthews was selected to his sixth Pro Bowl and first as an inside linebacker after recording 6.5 sacks (second on the team), 14 QB hits (No. 1 on the team), and a career high 84 tackles (No. 2 on the team). He was also one of three players (Micah Hyde, Sam Shields) on the team to have an interception and a fumble recovery.
- ▶ It was the seventh consecutive season he recorded six or more sacks, **tied for the most** six-plus-sack seasons in the NFL since 2009:

Player	Six-Plus-Sack Seasons (Since 2009)
1t. Clay Matthews, GB	7
1t. Julius Peppers, CAR/CHI/GB	7
1t. DeMarcus Ware, DAL/DEN	7
1t. Tamba Hali, KC	7
5t. Five players	6

- ▶ Dating back to 2010, Matthews (2010, 2011, 2014) and teammate LB **Julius Peppers** (2010, 2013, 2014) are the only players in the NFL to register at least one interception, one forced fumble and five sacks in three separate seasons.
- ▶ Matthews and Peppers are the only active players in the NFL with five-plus interceptions and 50-plus sacks since 2009. Matthews has six interceptions and 70.5 sacks and Peppers has seven interceptions and 68.0 sacks.
- ▶ Matthews' 70.5 sacks since entering the NFL in 2009 are **No. 4 among active players in the league** over that span:

Player	Sacks (Since 2009)
1. DeMarcus Ware, DEN	83.0
2. J.J. Watt, HOU	76.0
3. Cameron Wake, MIA	73.0
4. Clay Matthews, GB	70.5
5. Elvis Dumervil, DEN/BAL	70.0
6. Tamba Hali, KC	68.5
7. Julius Peppers, CAR/CHI/GB	68.0

- ▶ Matthews is **tied for No. 1 in team history** in 10-sack seasons and is **No. 4** in two-sack games:

Player	10-Sack Seasons
1t. Clay Matthews, 2009-10, 2012, 2014	4
1t. Reggie White, 1993, 1995, 1997-98	4
1t. Kabeer Gbaja-Biamila, 2001-04	4

Player	Two-Sack Games
1. Reggie White, 1993-98	16
2. Kabeer Gbaja-Biamila, 2000-08	15
3. Tim Harris, 1986-90	14
4. Clay Matthews, 2009-16	13

- ▶ Matthews is **No. 2 in team history** with 70.5 career sacks (games played in parentheses):

Player	Career Sacks
1. Kabeer Gbaja-Biamila, 2000-08	74.5 (124)
2. Clay Matthews, 2009-16	70.5 (106)
3. Reggie White, 1993-98	68.5 (95)

STILL MAKING AN IMPACT

Packers LB **Julius Peppers** has continued to show that age is just a number. He has 2.5 sacks through six games this season.

- ▶ Last season (10.5) marked his ninth season with 10-plus sacks, which tied John Randle for the fourth-most 10-sack seasons since 1982 (Bruce Smith, 13 / Reggie White, 12 / Kevin Greene, 10).
- ▶ Peppers ranks **No. 1 among active players** in career sacks during the regular season:

Player	Career Sacks
1. Julius Peppers (CAR/CHI/GB)	138.5
2. DeMarcus Ware (DAL/DEN)	136.5
3. Dwight Freeney (IND/SD/ARI/ATL)	122.5
4. Robert Mathis (IND)	119.0

- ▶ Peppers passed Richard Dent and John Randle for **No. 7 in NFL history** with 138.5 career sacks (since 1982).
- ▶ Peppers recorded a sack and forced fumble on Dallas QB Dak Prescott in Week 6. According to STATS LLC, he ranks **No. 5 in the NFL** in forced fumbles since 1994:

Player	Career Forced Fumbles
1t. John Abraham (NYJ/ATL/ARI)	48
1t. Robert Mathis (IND)	48
1t. Jason Taylor (MIA/WAS/NYJ)	48
4. Dwight Freeney (IND/SD/ARI)	47
5. Julius Peppers (CAR/CHI/GB)	46

- ▶ Peppers is the first player in NFL history with 100 career sacks and four interception returns for touchdowns. In 2014, he became the first linebacker in Packers' history to post two interception returns for touchdowns in the same season.
- ▶ Peppers is the **only player in NFL history** to register at least 10 interceptions and 100.0 sacks (since 1982).

Player	Career INTs	Career Sacks
1. Julius Peppers	11	137.5
2. Lawrence Taylor	9	132.5



PACKERS AT FALCONS - WEEK 8

PERRY LEADS THE RUSH

Packers LB **Nick Perry** has led a pass rush that has recorded multiple sacks in five of six games.

- ▶ Perry has registered a team-high 5.5 sacks, ranking **No. 10 in the NFL** in 2016.
- ▶ Perry has registered a half-sack or more in five games this season, **tied for No. 4 in the NFL**.

Player	Games With Half Sack Or More
1. Lorenzo Alexander, BUF	7
2t. Von Miller, DEN	6
2t. Trent Murphy, WAS	6
4t. Nick Perry, GB	5
4t. Markus Golden, ARI	5
4t. Chandler Jones, ARI	5
4t. Ryan Kerrigan, WAS	5
4t. Brian Orakpo, TEN	5

- ▶ In Week 6, Perry registered his first career interception and added a sack, making him the first Green Bay LB to post both in a game since Clay Matthews at the N.Y. Giants on Dec. 4, 2011.
- ▶ Perry matched his career high with a team-best two sacks in Week 3 vs. Detroit.

CONTINUAL IMPACT

In his young career, DT **Mike Daniels** has seen his playing time steadily increase as well as his production. After playing in 14 games as a rookie in 2012, he has played in every game since the start of the 2013 season.

- ▶ In Week 2 at Minnesota, he recorded a sack and tied for the team lead with four QB hits. In Week 3, he led the Packers with two QB hits.
- ▶ In 2015, Daniels led the Packers' defensive line in tackles (66) and sacks (four). He finished third on the team with 12 QB hits.
- ▶ In Week 5 versus St. Louis last season, he tied for the team lead with a career-best nine tackles (eight solo).
- ▶ Daniels registered his first career interception in Week 16 at Arizona, returning it 23 yards. According to STATS LLC, it was the first interception by a Packers DT since Cullen Jenkins on Oct. 18, 2009. Dating back to 1960, his 23-yard interception return was the longest by a Green Bay DT on an interception.
- ▶ He led Green Bay's defensive line with 5.5 sacks and was the team leader in quarterback hits (19) and pressures (22) during the 2014 regular season.
- ▶ Daniels is third on the Packers with 17.0 sacks since the start of the 2013 season (Peppers-20.0 / Matthews-28.0). He is **tied for No. 9 among NFL defensive tackles** over that span, according to STATS LLC:

Player	Sacks (2013-16)
1. Gerald McCoy, TB	29.5
2. Jurrell Casey, TEN	25.5
3. Ndamukong Suh, DET/MIA	23.5
4. Aaron Donald, STL	23.0
5. Geno Atkins, CIN	22.5
6. Fletcher Cox, PHI	20.5
7. Marcell Dareus, BUF	19.5
8. Kyle Williams, BUF	18.5
9t. Mike Daniels, GB	17.0
9t. Kawann Short, CAR	17.0

ON THE RISE

S **Ha Ha Clinton-Dix** has been a presence on the Packers defense since his rookie season.

- ▶ After starting 10 of 16 games and both postseason contests as a rookie, he has started every game since 2015.
- ▶ In 2016, he has registered a forced fumble while leading the team with 30 solo tackles.
- ▶ His three career postseason interceptions **rank No. 1 among safeties** since he entered the league in 2014, according to STATS.
- ▶ Clinton-Dix finished second on the team with 95 tackles (73 solo) in 2014 and led the Packers with 117 tackles (97 solo) last season.
- ▶ He registered a total of three interceptions last season (including play-offs). He tied for fourth on the team with two during the regular season and registered one in the postseason.
- ▶ According to STATS, his three sacks during the 2015 regular season were tied for the fifth most in a single regular season by a Packers safety (since 1982) and the most since Mark Roman recorded 3.5 in 2004.
- ▶ Clinton-Dix's three sacks also tied for **No. 3 in the NFL** in 2015 among safeties.
- ▶ During the 2015 regular season, he registered eight-plus tackles in eight games, including setting career highs in both total tackles (12) and solo tackles (11) in the Week 10 game vs. Detroit, in which he also registered an interception.

RACKING UP POINTS

K **Mason Crosby** is moving his way up the record books.

- ▶ Crosby passed Ryan Longwell in Week 2 of the 2015 season to become the franchise career points leader:

Player	Career Points
1. Mason Crosby, 2007-16	1,195
2. Ryan Longwell, 1997-2004	1,054
3. Don Hutson, 1935-45	823

- ▶ In Week 6, Crosby (309) eclipsed Longwell (277) for the most field goal attempts in Packers' history.
- ▶ Crosby (1,313) passed Longwell (1,119) for the most points scored in the regular and postseason combined in franchise history.
- ▶ Crosby recorded 108 points during the 2015 regular season, giving him the ninth 100-point season of his career and passing Ryan Longwell (1997-2004) for the franchise record.
- ▶ In Week 11 of 2015, he tied the single-game team record with five field goals and became the first player in NFL history to have five field goals of 40-plus yards in a game. In the same game, Crosby connected on a 52-yard field goal, extending his career franchise record for the most 50-yard FGs to 26.
- ▶ Since the implementation of the new extra-point rule at the start of the 2015 season, Crosby has made 50-51. His 98.1 PAT percentage ranks **No. 7 in the NFL** (min. 25 att.).
- ▶ Including 2013, Crosby made 19 consecutive field goals in the regular season, until his final kick against the Bears was blocked in Week 4 of 2014. He now owns the two longest consecutive field-goal streaks in franchise history (23 straight from 2010-11).
- ▶ Dating back to the 2013 regular season, Crosby made at least one FG in 17 consecutive regular-season games before not getting an attempt in Week 3 at Detroit in 2014. It is the longest streak in team history.

Player	Consec. Games/FG
1. Mason Crosby, 2013-14	17
2. Ryan Longwell, 2004-05	15



PACKERS AT FALCONS - WEEK 8

ON THE ROAD AGAIN

Green Bay went 7-1 away from Lambeau Field in 2011, with the seven road wins setting a single-season franchise record.

- ▶ The Packers have been able to stay above the .500 mark on the road during Head Coach **Mike McCarthy's** tenure, a notable achievement in the National Football League.
- ▶ Since 2006, McCarthy's first season as the head coach in Green Bay, only nine of 32 NFL teams have regular-season road records above .500.

Team	W-L Record	Pct.
1. New England	58-25-0	.699
2. Dallas	48-35-0	.578
3. Green Bay	46-36-0	.561
4t. Indianapolis	47-37-0	.560
4t. Philadelphia	46-36-1	.560
6. Denver	45-38-0	.542
7. N.Y. Giants	45-39-0	.536
8. New Orleans	44-39-0	.530
9. Pittsburgh	43-40-0	.518

322 AND COUNTING

Another packed house at Lambeau Field against the Chicago Bears in Week 7 brought the stadium's consecutive-sellouts streak to 322 regular-season games (not including replacement games).

- ▶ The league's longest-tenured stadium, Lambeau Field is hosting its 60th season of football in 2016. For the victory over Dallas in the Divisional round of the 2014 playoffs, Packers fans set a new Lambeau Field paid attendance record (79,704).
- ▶ Across American professional sports, only Boston's Fenway Park (1912) and Chicago's Wrigley Field (1914) have longer tenures.

THE LAMBEAU ADVANTAGE

The crown jewel of the National Football League, Lambeau Field has long been known as one of the tougher venues to play in, particularly during the harsh Wisconsin winter.

- ▶ Re-establishing home-field advantage after a 4-4 mark in 2008 was one of the goals of 2009, and with the Packers finishing 6-2 at home, they accomplished that goal. Green Bay followed that up with a 7-1 mark at Lambeau Field in 2010, a perfect 8-0 record in 2011, the first undefeated home mark since 2002, and a 7-1 mark in 2012. The Packers were one of two teams to finish undefeated at home during the 2014 regular season (Denver).
- ▶ Head Coach **Mike McCarthy** stated consistently upon his arrival in Green Bay that one of the team's goals would be to reclaim the mystique of playing at Lambeau Field. Mission accomplished. The team is 62-21-1 (.744) at home in the regular season since 2006, **No. 2 in the NFL**.
- ▶ Since **Ron Wolf** and **Mike Holmgren** began the revitalization of the franchise in 1992, Green Bay owns the best home record in the NFL. A look at the top regular-season home W-L records since the '92 season:

Team	W-L Record	Pct.
1. Green Bay	149-46-1	.763
2. New England	142-54-0	.724
3. Pittsburgh	141-54-1	.722

HOT AT HOME

Since the start of 2009, the Packers have been one of the best teams in the league at home during the regular season:

Team	W-L Record	Pct.
1. New England	54-6-0	.900
2. Green Bay	48-11-1	.805
3t. Baltimore	43-16-0	.729
3t. Seattle	43-16-0	.729
5. Pittsburgh	43-17-0	.717

IN THE FREE-AGENCY ERA

Talk of unrestricted free agency in the early '90s led many to forecast tough times for the small-town Green Bay Packers.

- ▶ However, Green Bay has remained among the most successful teams since the advent of free agency in 1993. The Packers have won 10 or more games 15 times since '93 and captured 10 division crowns.
- ▶ A look at the most successful teams in the free-agency era:

Team	W-L Since '93	Pct.	Playoff Berths
1. New England	252-123-0	.672	17
2. Green Bay	239-134-1	.640	17
3. Pittsburgh	234-140-1	.625	15
4. Denver	229-146-0	.611	13
5. Indianapolis	220-155-0	.587	16

IN THE LEAGUE RANKINGS REGULAR SEASON



GREEN BAY (Team)

Category	NFC	NFL
Turnover Margin (-2)	10t	19t
Points Scored (23.3)	7	14
Points Allowed (20.5)	7	11t
Total Offense (344.2)	11	21
Rushing (104.8)	9	19
Passing (239.3)	12	20
Total Defense (314.0)	5	7
vs. Rush (71.8)	1	1
vs. Pass (242.2)	8	15
Third-Down Offense (50.6%) . . .	1	1
Third-Down Defense (33.3%) . . .	2	3
Red-Zone Offense (52.0%)	8	17
Red-Zone Defense (46.2%)	5	6t

ATLANTA (Team)

Category	NFC	NFL
Turnover Margin (+2)	5	11t
Points Scored (32.7)	1	1
Points Allowed (28.4)	13	27
Total Offense (433.6)	1	1
Rushing (114.6)	6	14
Passing (319.0)	2	2
Total Defense (386.1)	14	26
vs. Rush (91.9)	5	9
vs. Pass (294.3)	16	31
Third-Down Offense (39.0%) . . .	11	17
Third-Down Defense (41.7%) . . .	9	20
Red-Zone Offense (50.0%)	9t	18t
Red-Zone Defense (75.0%)	15	31

GREEN BAY (Individual)

Category	NFC	NFL
Passing: A.Rodgers (91.7)	10	20
Rushing: A.Rodgers (96)	37	71
Receptions: Cobb (39)	5t	11t
Rec. Yds.: Cobb (388)	18	34
Interceptions: Five players (1) . .	18t	36t
Sacks: Perry (5.5)	7	10














ATLANTA (Individual)

Category	NFC	NFL
Passing: Ryan (113.5)	1	2
Rushing: Freeman (508)	3	8
Receptions: J.Jones (40)	2t	6t
Rec. Yds.: J.Jones (830)	1	1
Interceptions: Alford/D.Jones (2) .	3t	7t
Sacks: Beasley (6.5)	1t	4t



PACKERS AT FALCONS - WEEK 8

2016 OPPONENTS

		NFL Rank	
	Record	Offense	Defense
 at Jacksonville Jaguars..(2-4)		27	9
 at Minnesota Vikings..(5-1)		31	1
 Detroit Lions.....(4-3)		16t	25
 New York Giants.....(4-3)		20	19
 Dallas Cowboys.....(5-1)		3	17
 Chicago Bears(1-6)		16t	12
 at Atlanta Falcons(4-3)		1	26
 Indianapolis Colts.....(3-4)		9	28
 at Tennessee Titans....(3-4)		14	10
 at Washington Redskins..(4-3)		6	20
 at Philadelphia Eagles..(4-2)		28	5
 Houston Texans.....(4-3)		29	8
 Seattle Seahawks.....(4-1-1)		22	6

A LOOK AT THE SCHEDULE

The Green Bay Packers' 96th NFL regular-season schedule is headlined by five prime-time games (subject to flexible scheduling).

- ▶ Green Bay's schedule includes five games against 2015 playoff teams. Three of those contests (Minnesota, Houston, Seattle) will be at Lambeau Field, while two (Minnesota, Washington) will come on the road.
- ▶ The Packers kicked off their season on the road for the fourth consecutive year, the longest streak in team history, opening with two road games for the first time since 1924. Green Bay traveled to Jacksonville, playing on the road against an AFC team in Week 1 for the first time since facing the New England Patriots in 1985.
- ▶ Green Bay faced division opponents in Weeks 2-3. They began with a trip to Minnesota to face the Vikings in a prime-time game and returned to Lambeau Field last week for the home opener against the Detroit Lions.
- ▶ For the second time in four years, the Packers had their bye in Week 4.
- ▶ Green Bay returns to action with three consecutive home games against NFC teams over a 12-day span. In Week 5, the Packers played on Sunday night against the New York Giants. It was the Giants' first regular-season game at Lambeau Field since 2010. In Week 6, Green Bay played the Dallas Cowboys for the fourth consecutive season (including playoffs) and for the second straight year at home in the regular season. Green Bay finished the homestand playing the Chicago Bears on a Thursday night for the second consecutive season (11th straight year in primetime).
- ▶ Four of the Packers' next five games will be on the road, including three road games in a row for the first time since 2012.
- ▶ After a trip to play the Atlanta Falcons in Week 8, Green Bay will face the Indianapolis Colts at home for the first time since 2008. Five of the last seven matchups between Green Bay and Indianapolis have been decided by seven or fewer points. The Packers make just their third regular-season visit to Tennessee to play the Titans in Week 10. Green Bay is looking for its first victory at the Titans since they moved to Tennessee in 1997.
- ▶ Green Bay will play two prime-time road games in a row, first traveling to play against the Washington Redskins on a Sunday night in Week 11 and then going to Philadelphia to face the Eagles on *Monday Night Football* in Week 12. It marks the 24th consecutive season (1993-2016) that Green Bay is appearing on *MNF*.
- ▶ Green Bay will play its first game at home in almost a month when it faces the Houston Texans in Week 13 for just the second time ever at Lambeau Field.
- ▶ Week 14 brings a familiar matchup as the Packers welcome the Seattle Seahawks to Lambeau Field for the second consecutive year. Including the postseason, Green Bay and Seattle will meet for the fifth time in five years.
- ▶ For the first time since 2006, the Packers will finish the regular season with three straight games against NFC North opponents.
- ▶ In Week 15, Green Bay will travel to Chicago to play the Bears. The Packers have won four consecutive games against the Bears in December, three of which were played in Chicago.
- ▶ Green Bay returns home to play the Vikings in Week 16 on Christmas Eve, playing on a Saturday for the first time since 1997. The Packers last played on Christmas Eve in 2004, a 34-31 victory at Minnesota. Including playoffs, Green Bay has a 8-2-1 mark (.773) against the Vikings at Lambeau Field under McCarthy.
- ▶ The Packers will finish the regular season in Detroit for the first time since 1993. Green Bay has won seven of 10 games at Ford Field under McCarthy. It will be only the third time the Packers have played at the Lions during the regular season in the month of January (1983, 1994).



PACKERS AT FALCONS - WEEK 8

BREAKING DOWN THE ROSTER

The Packers have a 53-man roster that is composed of 24 offensive players, 26 defensive players and three specialists.

- ▶ Of the 53 players on the roster, 47 began their pro careers with the Packers (88.7 percent) and 34 of them (64.2 percent) were draft picks of the Packers. Dating back to 2009, Green Bay has selected nine players in the first round, seven of which are still on the team.
- ▶ Green Bay has 15 players on the roster that began their careers as undrafted free agents, with 13 of those originally signed by Green Bay.
- ▶ Five 2016 undrafted rookie free agents are currently on the roster (WR Geronimo Allison, S Kentrell Brice, S Marwin Evans, CB Josh Hawkins, RB Don Jackson).
- ▶ 41.5 percent of the players (22 of 53) on Green Bay's roster entered the league as a sixth-round or seventh-round pick or as an undrafted player.
- ▶ The Packers have five players on the roster that played in the NFL prior to the 2009 season. Three of those players were draft picks of the Packers (QB Aaron Rodgers, K Mason Crosby and WR Jordy Nelson) and two (Rodgers, Nelson) have made at least one Pro Bowl.
- ▶ Only 20 of the 53 players on the roster (37.7 percent) were selected in the first three rounds of the draft, with 17 being drafted by the Packers.
- ▶ Of the 53 players on the roster, 43 of them (81.1 percent) are 28 years old or younger (as of Oct. 30) and 25 players (47.2 percent) are 24 years old or younger.

GREEN BAY'S ROSTER ...

BY AGE (as of Oct. 30)

20-24	25 players
25-28	18 players
29-32	9 players
33-plus	1 player

BY EXPERIENCE

R-1	14 players
2-3	17 players
4-5	9 players
6-9	10 players
10-plus	3 players

BY DRAFT ROUND

1st	9 players
2nd/3rd	11 players
4th/5th	11 players
6th/7th	7 players
Undrafted	15 players



PACKERS IN WEEKLY 2016 TEAM RANKINGS



After	Week ...	Opp.	NFL Offense			NFL Defense		
			Total	Rush	Pass	Total	Rush	Pass
	1	at Jax	27	16	23	18	1	24
	2	at Min	29	19	31	11	1	19
	3	DET	28	17	29	13	1	28
	4	(bye)	29	16	29	13	1	29
	5	NYG	25	12	27	9	1	24
	6	DAL	26	16	25	10	3	21
	7	CHI	21	19	20	7	1	15
	8	at Atl						
	9	IND						
	10	at Ten						
	11	at Was						
	12	at Phi						
	13	HOU						
	14	SEA						
	15	at Chi						
	16	MIN						
	17	at Det						
	Packers in 2015		23	12	25t	15	21	6
	Packers in 2014		6	11	8	15	23	10
	Packers in 2013		3	7	6	25	25	24
	Packers in 2012		13	20	9	11	17	11
	Packers in 2011		3	27	3	32	14	32
	Packers in 2010		9	24	5	5	18	5
	Packers in 2009		6	14	7	2	1	5
	Packers in 2008		8	17	8	20	26	12
	Packers in 2007		2	21	2	11	14	12
	Packers in 2006		9	23	8	12	13	17
	Packers in 2005		18	30	7	7	23	1
	Packers in 2004		3	10	3	25	14	25
	Packers in 2003		4	3	16	17	10	23
	Packers in 2002		12	12	10	12	21	3
	Packers in 2001		6	21	3	12	16	15
	Packers in 2000		15	23	8	15	8	19
	Packers in 1999		9	21	7	19	22	18
	Packers in 1998		5	25	3	4	4	10
	Packers in 1997		4	12	3	7	20	8
	Packers in 1996		5	11	5	1	4	1
	Packers in 1995		7	26	3	14	7	21
	Packers in 1994		9	19	9	6	3	15
	Packers in 1993		19	22	18	2	8	7
	Packers in 1992		15	21	9	23	16	23



PACKERS STARTERS – OFFENSE

WR Jordy Nelson, 9th Year, Kansas State, D2a-08

- ▶ Tied for the team lead (Davante Adams) with five receiving touchdowns this season.
- ▶ Has 54 career touchdowns, ranking No. 5 in Packers history.
- ▶ For the first time in his career, Nelson posted a touchdown reception in each of the first four games the season, becoming the first Packer to do so since WR Bill Schroeder in 2001.
- ▶ Nelson's five touchdown receptions in the first four games this year tied for the fourth most in franchise history.
- ▶ Missed all of the 2015 season due to a knee injury.
- ▶ Finished the 2014 regular season ranked fourth in receiving yards (1,519), seventh in receptions (98) and tied for second in receiving touchdowns (13). Earned first selection to the Pro Bowl.
- ▶ Led the team in 2013 with 85 catches for 1,314 yards and eight TDs. Ranked No. 10 in the NFL that season in receiving yards.
- ▶ With 15 TD catches in 2011, became only the third player in franchise history to catch 15 or more TDs in a season, joining WRs Sterling Sharpe (18 in 1994) and Don Hutson (17 in 1942).

LT David Bakhtiari, 4th Year, Colorado, D4a-13

- ▶ Has started all but two games at LT since the start of the 2013 regular season. Missed the final two games of the 2015 regular season due to injury.
- ▶ Started all 16 games at left tackle in 2013, the only rookie in the NFL to do so in 2013 and the first Packer rookie to do so since the league went to a 16-game schedule in 1978.
- ▶ Became just the fourth Green Bay rookie to start at LT in the season opener since the 1970 AFL-NFL merger and the first since 1985.

LG Lane Taylor, 4th Year, Oklahoma State, FA-13

- ▶ Has played in 36 regular-season games for Green Bay with eight starts.
- ▶ Made the first starts of his career in 2015, opening at RG at Detroit in Week 13 in place of an injured T.J. Lang and at LG in Week 17 vs. Minnesota with Josh Sitton sliding to LT in place of an injured David Bakhtiari.
- ▶ A four-year letterman at OSU, starting 47 of 50 games played at right guard. Unanimous first-team All-Big 12 selection by the conference's coaches as a senior.

C JC Tretter, 4th Year, Cornell, D4b-13

- ▶ Set career highs with 16 games played and three starts (all at C) during the 2015 regular season. Also started at LT in the NFC Wild Card game at Washington.
- ▶ Has seen game action at C, LG and both T spots during his career.
- ▶ Was on track to be the starting C in 2014, opening at that position for the first three preseason games, but sustained a knee injury vs. Oakland (Aug. 22) that would sideline him for the first half of the season. Returned to play in the final eight games and both postseason contests.
- ▶ Grew from a high school quarterback, running back and slot receiver into an All-American LT in college, starting 20 consecutive games in his final two seasons at Cornell.

RG T.J. Lang, 8th Year, Eastern Michigan, D4-09

- ▶ Has started games at four different positions on the line as a pro (53 at RG, 27 at LG, five at RT, two at LT). Played C in Week 10 in 2013.
- ▶ Has started 84 contests since 2011.
- ▶ Started games at both tackle spots in his first season (2009) and became the first Packers rookie to start consecutive games at left tackle since Chad Clifton in 2000.
- ▶ Began his college career as a defensive lineman, but converted to the offensive line as a sophomore and started 36 straight games (10 at RT, 26 at LT) over his final three years.

RT Bryan Bulaga, 7th Year, Iowa, D1-10

- ▶ Has started 33 of 38 games since the start of the 2014 season.
- ▶ Missed the second part of the 2012 season after suffering a hip injury vs. Arizona on Nov. 4 and missed all of the 2013 season after injuring his knee on Aug. 3.
- ▶ Started 37 games at RT in his first three seasons in the league.
- ▶ Started the final 12 games of 2010 and the entire postseason at right tackle after taking over for veteran Mark Tauscher (shoulder).
- ▶ Named to the *Pro Football Weekly*/PFWA All-Rookie team in 2010.
- ▶ Capped his rookie season by becoming the youngest player at the time, according to STATS LLC, to ever start in the Super Bowl (21 years, 322 days).

TE Jared Cook, 8th Year, South Carolina, FA-16

- ▶ Signed with the Packers as a free agent in March 2016 after spending three seasons with the St. Louis Rams (2013-15) and four with the Tennessee Titans (2009-12).
- ▶ Has posted at least 35 receptions in each of the last five seasons (2011-15), one of only five active tight ends in the NFL to do so (Antonio Gates, Jimmy Graham, Rob Gronkowski, Greg Olsen).
- ▶ Ranks No. 5 among NFL tight ends with a 12.7-yard receiving average since he entered the league in 2009.
- ▶ Holds the single-game franchise record for the most receiving yards by a tight end for both the Titans (169 vs. Jacksonville, Dec. 24, 2011) and the Rams (141 vs. Arizona, Sept. 8, 2013).

WR Randall Cobb, 6th Year, Kentucky, D2-11

- ▶ Leads the team lead in receptions (39) and receiving yards (388) this season.
- ▶ Posted the 12th 100-yard receiving game of his career in Week 4 (108 on nine receptions) and tied his single game-high for receptions (11 for 95 yards and a TD) in Week 7.
- ▶ Led the team in receptions (79), was No. 2 in receiving yards (829) and was No. 3 in touchdown receptions (six) in 2015.
- ▶ Set a new single-season career high with five 100-yard receiving games during the 2014 season (three-2012). Earned first trip to the Pro Bowl.
- ▶ His career-best 91 receptions in 2014 were the seventh most in team history.
- ▶ Finished the regular season tied for fourth in the NFL with 12 touchdown receptions in 2014.
- ▶ Before suffering a knee injury in Week 6 in 2013, led the team in receptions with 29 and was No. 2 in receiving yards with 378.
- ▶ Set a franchise single-season record with a league-high 2,342 combined net yards in 2012, topping the previous team mark of 2,250 yards by RB Ahman Green in 2003.

QB Aaron Rodgers, 12th Year, California, D1-05

- ▶ In 125 regular-season starts (84-41 record), has posted 44 games with 300-plus passing yards, 73 without an interception and 69 with a 100-plus passer rating (min. 15 attempts).
- ▶ Earned his fifth selection to the Pro Bowl in 2015, passing Bart Starr (1960-62, 1966) for the second-most selections by a Green Bay quarterback behind Brett Favre's nine (1992-93, 1995-97, 2001-03, 2007).
- ▶ His career passer rating of 103.6 ranks No. 1 in NFL history.
- ▶ Finished the 2014 regular season ranked No. 2 in the NFL in passer rating (112.2), touchdown percentage (7.3), No. 1 in interception percentage (1.0) and No. 3 in touchdown passes (38).
- ▶ Recorded a passer rating of at least 120.0 in seven regular-season games in 2014, setting a single-season career high and tying for the third most in a single season in the NFL, dating back to 1960.
- ▶ Posted 21,332 passing yards from 2008-12, which ranks No. 1 in league history for the most passing yards by a QB in his first five seasons as a starter (previous record was Peyton Manning, 20,618, 1998-2002).
- ▶ In 2011, set an NFL record with a 122.5 passer rating and set franchise marks for TD passes (45), passing yards (4,643), completion percentage (68.3), yards per attempt (9.25) and 300-yard games (eight) on his way to earning NFL Most Valuable Player honors from *The Associated Press*.

RB James Starks, 7th Year, Buffalo, D6-10

- ▶ Has started nine of 67 career games played during the regular season.
- ▶ Set career highs in starts (four), rushing yards (601), receptions (43), receiving yards (392), receiving TDs (three) and yards from scrimmage (993) last season.
- ▶ In 2015, he put together two of the finest rushing games of his career. In Week 2, he carried the ball 20 times for 95 yards (4.8 avg.), and in Week 6, he racked up 112 yards on just 10 carries (11.2 avg.), becoming the first Packers player to rush for 100-plus yards on 10 or fewer carries since RB Brandon Jackson at Washington on Oct. 10, 2010 (115 yards on 10 carries). He also registered a 65-yard touchdown against San Diego, the longest by a Green Bay player since RB DeShawn Wynn's 73-yard touchdown vs. Detroit on Dec. 28, 2008.
- ▶ Led the NFL with 315 rushing yards during the 2010 playoffs.

FB Aaron Ripkowski, 2nd Year, Oklahoma, D6a-15

- ▶ Played in 15 games as a rookie, seeing action primarily on special teams.
- ▶ Tied for No. 4 on the team with nine special teams tackles last season.
- ▶ Began collegiate career as a walk-on and went on to play in 47 games with 17 starts.



PACKERS STARTERS – DEFENSE

DE Kenny Clark, Rookie, UCLA, D1-16

- ▶ Leads the Packers' defensive line in tackles (18).
- ▶ Became the youngest player to appear in a season opener for the Packers since Arnie Herber (20 years old) in 1930.
- ▶ Earned third-team All-America honors from *The Associated Press* and first-team All-Pacific-12 recognition from the coaches and media as a junior in 2015.
- ▶ Was a team co-captain in '15 and recorded career highs in tackles (75), tackles for a loss (11) and sacks (six). Also ranked third on the team with five pass breakups.

NT Letroy Guion, 9th Year, Florida State, FA-14

- ▶ Has started 25 of the 34 regular-season games he has played since the start of the 2014 season.
- ▶ Signed with Green Bay during the 2014 offseason after spending his first six NFL seasons with the Minnesota Vikings.
- ▶ Started all 28 games he appeared in for Minnesota in 2012-13, recording 72 tackles (32 solo) and three sacks over that span.
- ▶ Was the only Viking to block a field goal in both 2011 and 2012.

DT Mike Daniels, 5th Year, Iowa, D4a-12

- ▶ Ranks third on the team with 17.0 sacks since the start of the 2013 regular season (LB Julius Peppers-20.0 / LB Clay Matthews-28.0).
- ▶ Led the defensive line in both tackles and sacks each of that last two seasons.
- ▶ Returned a fumble 43 yards for a TD vs. Detroit in Week 14 of 2012, the longest fumble return for a TD by a rookie in franchise history.
- ▶ Starred as an interior pass rusher at Iowa, posting a team-high 24.5 tackles for a loss and 13 sacks from 2010-11.

LOLB Nick Perry, 5th Year, Southern California, D1-12

- ▶ Is tied for No. 10 in the NFL with a team-high 5.5 sacks this season.
- ▶ Registered multiple sacks in each of his first five seasons in the NFL and has posted a two-sack game in each of the last four seasons (2013-16).
- ▶ Has totaled six sacks in five playoff games, including 3.5 in the 2015 postseason which tied Clay Matthews (2010) for the franchise record in a single postseason.
- ▶ His six postseason sacks rank No. 3 in franchise history behind Matthews (10) and Reggie White (eight) and are the most in team history (since 1982) by a player in his first five games with Green Bay.

ILB Jake Ryan, 2nd Year, Michigan, D4-15

- ▶ Leads the team with 42 tackles on the season.
- ▶ Started the final five games of the regular season and both playoff contests in 2015.
- ▶ Recorded a team-best nine tackles (eight solo) and one fumble recovery in Week 13 last season at Detroit in his first pro start.
- ▶ Served as a team captain for his final two seasons at Michigan and was a three-time winner (2012-14) of the Roger Zatkoff Award, given to the Wolverines top linebacker. He was the only player to win the award (est. 1991) three times.
- ▶ Joined LB John Anderson (first round, 26th overall) as the only Michigan linebackers ever drafted by Green Bay.
- ▶ Started 41 of 46 games played in college, appearing at inside linebacker as a senior after spending his first three seasons at outside linebacker and defensive end.

ILB Blake Martinez, Rookie, Stanford, D4a-16

- ▶ Became the first rookie to start on defense for Green Bay in Week 1 since Nick Perry in 2012.
- ▶ Finished collegiate career with 257 tackles (137 solo), 13.5 tackles for a loss, 6.5 sacks, five interceptions and five forced fumbles in 51 games played.
- ▶ Started all 27 games played in his final two seasons, leading the team in tackles as a junior (102) and senior (141).
- ▶ Led the Pacific-12 and ranked No. 7 nationally with 141 tackles (75 solo) as a senior, averaging a conference-best 10.1 tackles per game.

ROLB Clay Matthews, 8th Year, Southern California, D1b-09

- ▶ For the first time in his career, recorded at least one sack in each of the first three regular-season games he played in.
- ▶ Selected to his sixth Pro Bowl and first as an inside linebacker in 2015 after recording 6.5 sacks (second on the team), 15 QB hits (No. 1 on the team), and a career-high 85 tackles (No. 2 on the team).
- ▶ With 70.5 career sacks, passed Reggie White (68.5) for the second most sacks in Packers history (Kabeer Gbaja-Biamila, 74.5).
- ▶ With a team-high 11.0 sacks in 2014, is tied for the most 10-plus sack seasons in franchise history (four).
- ▶ Is the only player in franchise history to score a defensive TD (interception or fumble return) in each of his first three seasons in the NFL (2009-11).
- ▶ Named first-team All-Pro by *The Associated Press* in 2010, the first Green Bay LB to earn that honor since Tim Harris in 1989. Finished second to Pittsburgh safety Troy Polamalu in the AP's Defensive Player of the Year voting.

LCB Damarious Randall, 2nd Year, Arizona State, D1-15

- ▶ Played in 15 games with nine starts (six at LCB, two at RCB, one in the slot) in 2015 and tied for the team lead and No. 2 among NFL rookies with three interceptions, including one he returned for a TD. Finished with a team-best 16 passes defended.
- ▶ Named the NFL's Defensive Rookie of the Month for November 2015, joining CB Casey Hayward (October 2012) as the only Green Bay defensive backs to win the award.
- ▶ Earned first-team All-Pacific-12 honors at safety as a senior in 2014 after he led the Sun Devils in tackles (106) and passes defended (12) and tied for the team lead with three interceptions.

RCB Quinten Rollins, 2nd Year, Miami (Ohio), D2-15

- ▶ Has started all four games (one at LCB, three as the third CB) he has appeared in this season. Missed the past two games with a groin injury.
- ▶ Played in 14 games with four starts (two at LCB, two at RCB) in 2015.
- ▶ Tied for no. 3 on the team and no. 4 among NFL rookies with two interceptions last season.
- ▶ Returned his first career interception 45 yards for a touchdown, becoming the first Packers rookie to record a pick-six since S Marques Anderson in 2002 (vs. Detroit, Nov. 10).
- ▶ Played one season of college football and was named Mid-American Conference Defensive Player of the Year and first-team All-MAC.

SS Morgan Burnett, 7th Year, Georgia Tech, D3-10

- ▶ Missed five games due to injury in 2015, but finished No. 4 on the team with 54 solo tackles.
- ▶ Totaled a team-high 125 tackles in 2014, the second most of his career (137 in 2012). Ranked No. 2 on the team with 106 tackles (77 solo) in 2013, despite missing the first three games due to injury. Recovered three fumbles, including one for a TD, and added nine passes defended.
- ▶ Participated in all 1,088 plays for Green Bay's defense in 2012, one of only four non-OL in the NFL to appear in 100 percent of his team's snaps.
- ▶ Enjoyed his first full season as a pro in 2011, joining DT B.J. Raji as the only two Green Bay defensive players to start all 16 regular-season games.
- ▶ Started the first four games of the 2010 season at SS before sustaining a season-ending knee injury vs. Detroit in Week 4.

FS Ha Ha Clinton-Dix, 3rd Year, Alabama, D1-14

- ▶ Has a team-high 30 solo tackles this season.
- ▶ Led the team in tackles in 2015 with 117 (97 solo) and was tied for fourth on the team in interceptions (two).
- ▶ According to STATS LLC, his three sacks during the 2015 regular season tied for the fifth most in a single regular season by a Packers safety (since 1982) and the most since Mark Roman recorded 3.5 in 2004.
- ▶ Started every game in 2015 after starting 10 of 16 games as a rookie when he finished second on the team in tackles (95).
- ▶ Was the second safety ever drafted by Green Bay in the first round (Alabama S George Teague, No. 29 overall in 1993).
- ▶ Was a consensus All-America selection in 2013 as a junior, earning first-team recognition from *The Associated Press*, the Football Writers Association of America and *Sporting News*.



2016 REGULAR-SEASON STATISTICS

	Packers	Opponents
TOTAL FIRST DOWNS	134	108
Rushing	35	22
Passing	80	77
Penalty	19	9
3rd Down: Made/Att.	43/85	25/75
3rd Down Pct.	50.6	33.3
4th Down: Made/Att.	2/5	6/8
4th Down Pct.	40.0	75.0
POSSESSION AVG.	31:36	28:24
TOTAL NET YARDS	2065	1884
Avg. Per Game	344.2	314.0
Total Plays	399	353
Avg. Per Play	5.2	5.3
NET YARDS RUSHING	629	431
Avg. Per Game	104.8	71.8
Total Rushes	151	137
NET YARDS PASSING	1436	1453
Avg. Per Game	239.3	242.2
Sacked/Yards Lost	11/60	17/114
Gross Yards	1496	1567
Att./Completions	237/148	199/120
Completion Pct.	62.4	60.3
HAD INTERCEPTED	4	5
PUNTS/AVERAGE	17/41.1	24/43.2
Net Punting Avg.	39.0	41.6
PENALTIES/YARDS	35/277	49/521
FUMBLES/BALL LOST	13/6	6/3
TOUCHDOWNS	15	12
Rushing	2	1
Passing	13	10
Returns	0	1

SCORE BY PERIODS

	Q1	Q2	Q3	Q4	OT	PTS
PACKERS	41	47	13	39	0	140
OPPONENTS	17	46	30	30	0	123

SCORING

	TD	-Ru	-Pa	-Rt	K-PAT	FG	S	PTS
Mason Crosby	0	0	0	0	14/15	12/13	0	50
Davante Adams	5	0	5	0		0	0	30
Jordy Nelson	5	0	5	0		0	0	30
Randall Cobb	2	0	2	0		0	0	12
Aaron Rodgers	2	2	0	0		0	0	12
Richard Rodgers	1	0	1	0		0	0	6
PACKERS	15	2	13	0	14/15	12/13	0	140
OPPONENTS	12	1	10	1	12/12	13/14	0	123

2-Pt Conversions: Packers 0-0, Opponents 0-0

SACKS: Nick Perry 5.5, Clay Matthews 3, Julius Peppers 2.5, Kyler Fackrell 2, Morgan Burnett 1, Mike Daniels 1, Micah Hyde 1, Team 1, PACKERS 17, OPPONENTS 11

RUSHING

	No	Yds	Avg	Long	TD
Eddie Lacy	71	360	5.1	31	0
Aaron Rodgers	22	96	4.4	14	2
Ty Montgomery	14	66	4.7	30	0
James Starks	24	42	1.8	10	0
Randall Cobb	10	33	3.3	14	0
Aaron Ripkowski	6	25	4.2	13	0
Don Jackson	2	6	3.0	5	0
Knile Davis	2	1	0.5	1	0
PACKERS	151	629	4.2	31	2
OPPONENTS	137	431	3.1	29	1

PASSING

	Att	Cmp	Yds	Cmp%	Yds/Att	TD	TD%	Int	Int%	Long	Sack/Lost	Rating
Aaron Rodgers	237	148	1496	62.4	6.31	13	5.5	4	1.7	49	11/60	91.7
PACKERS	237	148	1496	62.4	6.31	13	5.5	4	1.7	49	11/60	91.7
OPPONENTS	199	120	1567	60.3	7.87	10	5.0	5	2.5	73t	17/114	91.4

RECEIVING

	No	Yds	Avg	Long	TD
Randall Cobb	39	388	9.9	33	2
Davante Adams	28	350	12.5	29t	5
Jordy Nelson	27	321	11.9	49	5
Ty Montgomery	20	164	8.2	15	0
Richard Rodgers	9	84	9.3	22	1
Jared Cook	6	53	8.8	15	0
James Starks	6	50	8.3	16	0
Eddie Lacy	4	28	7.0	17	0
Jeff Janis	4	23	5.8	8	0
Justin Perillo	2	17	8.5	13	0
Aaron Ripkowski	2	10	5.0	8	0
Jared Abbrederis	1	8	8.0	8	0
PACKERS	148	1496	10.1	49	13
OPPONENTS	120	1567	13.1	73t	10

INTERCEPTIONS

	No	Yds	Avg	Long	TD
Damarious Randall	1	44	44.0	44	0
Joe Thomas	1	9	9.0	9	0
Blake Martinez	1	4	4.0	4	0
Morgan Burnett	1	0	0.0	0	0
Nick Perry	1	0	0.0	0	0
PACKERS	5	57	11.4	44	0
OPPONENTS	4	44	11.0	23	0

PUNTING

	No	Yds	Avg	Net	TB	In 20	LG	Bik
Jacob Schum	17	699	41.1	39.0	0	3	56	0
PACKERS	17	699	41.1	39.0	0	3	56	0
OPPONENTS	24	1036	43.2	41.6	0	14	67	0

PUNT RETURNS

	Ret	FC	Yds	Avg	Long	TD
Trevor Davis	4	9	35	8.8	25	0
Damarious Randall	1	0	2	2.0	2	0
Micah Hyde	0	4	0	---	---	0
PACKERS	5	13	37	7.4	25	0
OPPONENTS	4	6	36	9.0	15	0

KICKOFF RETURNS

	No	Yds	Avg	Long	TD
Ty Montgomery	6	147	24.5	40	0
Jeff Janis	2	35	17.5	18	0
Knile Davis	1	18	18.0	18	0
PACKERS	9	200	22.2	40	0
OPPONENTS	15	391	26.1	42	0

FIELD GOALS

	1-19	20-29	30-39	40-49	50+
Mason Crosby	0/0	3/3	5/6	4/4	0/0
PACKERS	0/0	3/3	5/6	4/4	0/0
OPPONENTS	0/0	2/2	4/4	5/6	2/2

Crosby: (25G, 20G) () (36G, 46G) (44G, 33G, 25G) (37G, 43G, 34G) (32G, 40G, 31B)
Opponents: (26G, 39G, 50G) (46G) (42G, 43N, 50G) (47G, 41G, 30G) (44G, 22G, 32G) (39G)



2016 REGULAR-SEASON DEFENSIVE STATISTICS

Official totals – based on coaches' film review, through Week 7 vs. Chicago

Player	Total			Sacks/	Int/	Fum	For	Pass
	Tackles	Solo	Asst	Yards	Yards	Rec	Fum	Def
Jake Ryan	42	27	15	0.0/0.0	0/0	0	0	2
Ha Ha Clinton-Dix	34	30	4	0.0/0.0	0/0	0	1	1
Blake Martinez	33	22	11	0.0/0.0	1/4	0	0	2
Nick Perry	32	24	8	5.5/30.5	1/0	0	0	2
Morgan Burnett	30	23	7	1.0/8.0	1/0	0	0	5
Micah Hyde	29	23	6	1.0/6.0	0/0	0	0	2
LaDarius Gunter	18	14	4	0.0/0.0	0/0	0	1	4
Kenny Clark	18	8	10	0.0/0.0	0/0	1	0	1
Clay Matthews	16	13	3	3.0/20.0	0/0	0	0	0
Mike Daniels	16	10	6	1.0/9.0	0/0	0	0	1
Damarius Randall	14	12	2	0.0/0.0	1/44	0	0	3
Joe Thomas	13	11	2	0.0/0.0	1/9	1	0	4
Letroy Guion	12	6	6	0.0/0.0	0/0	0	0	1
Datone Jones	10	7	3	0.0/0.0	0/0	0	0	1
Julius Peppers	8	5	3	2.5/15.5	0/0	0	1	2
Quinten Rollins	8	4	4	0.0/0.0	0/0	0	0	4
Demetri Goodson	7	5	2	0.0/0.0	0/0	0	0	1
Kyler Fackrell	5	5	0	2.0/15.0	0/0	0	1	0
Sam Shields	5	4	1	0.0/0.0	0/0	0	0	0
Jayrone Elliott	4	2	2	0.0/0.0	0/0	0	0	0
Mike Pennel	4	1	3	0.0/0.0	0/0	0	0	1
Christian Ringo	4	1	3	0.0/0.0	0/0	0	0	0
Dean Lowry	3	2	1	0.0/0.0	0/0	0	0	0
Kentrell Brice	1	1	0	0.0/0.0	0/0	0	0	0
Josh Hawkins	0	0	0	0.0/0.0	0/0	0	0	1
TEAM	0	0	0	1.0/10.0	0/0	0	0	0
Totals	366	260	106	17.0/114.0	5/57	2	4	38

SPECIAL TEAMS

Player	TT	FR	FF
Kyler Fackrell	5	0	0
Jayrone Elliott	4	0	0
Marwin Evans	4	0	0
Kentrell Brice	3	0	0
Chris Banjo	2	0	0
Jeff Janis	2	0	0
Blake Martinez	2	0	0
Damarius Randall	2	0	0
Micah Hyde	1	0	0
Ty Montgomery	1	0	0
Joe Thomas	1	0	0
Totals	27	0	0

MISCELLANEOUS

Player	Tackles
Davante Adams	2
JC Tretter	2
Bryan Bulaga	1
Randall Cobb	1
Richard Rodgers	1
Jason Spriggs	1
Lane Taylor	1
Totals	9

Player	FF
Randall Cobb	1
Totals	1

Player	FR
Randall Cobb	1
Jared Cook	1
James Starks	1
Jason Spriggs	1
JC Tretter	1
Totals	5

THE DOPE SHEET

OFFICIAL PROGRAM AND PUBLICATION, ACHIEVERS FOOTBALL TEAM



No	ALPHABETICAL ROSTER	Pos	Ht	Wt	Birthdate	NFL Exp	College	High School Hometown
17	Adams, Davante	WR	6-1	215	12/24/92	3	Fresno State	Palo Alto, Calif.
81	Allison, Geronimo	WR	6-3	202	1/18/94	R	Illinois	Riverview, Fla.
69	Bakhtiari, David	T	6-4	310	9/30/91	4	Colorado	San Mateo, Calif.
67	Barclay, Don	T/G	6-4	305	4/18/89	5	West Virginia	Harmony, Pa.
29	Brice, Kentrell	S	5-11	200	8/11/94	R	Louisiana Tech	Ruston, La.
75	Bulaga, Bryan	T	6-5	314	3/21/89	7	Iowa	Woodstock, Ill.
42	Burnett, Morgan	S	6-1	209	1/13/89	7	Georgia Tech	College Park, Ga.
97	Clark, Kenny	DT	6-3	314	10/4/95	R	UCLA	Rialto, Calif.
21	Clinton-Dix, Ha Ha	S	6-1	208	12/21/92	3	Alabama	Orlando, Fla.
18	Cobb, Randall	WR	5-10	192	8/22/90	6	Kentucky	Alcoa, Tenn.
89	Cook, Jared	TE	6-5	254	4/7/87	8	South Carolina	Birmingham, Ala.
2	Crosby, Mason	K	6-1	207	9/3/84	10	Colorado	Georgetown, Texas
76	Daniels, Mike	DT	6-0	310	5/5/89	5	Iowa	Blackwood, N.J.
30	Davis, Knile	RB	5-11	227	10/5/91	4	Arkansas	Fort Mead, Texas
11	Davis, Trevor	WR	6-1	188	7/4/93	R	California	Martinez, Calif.
91	Elliott, Jayrone	LB	6-3	255	11/11/91	3	Toledo	Cleveland, Ohio
25	Evans, Marwin	S	5-11	211	4/10/93	R	Utah State	Oak Creek, Wis.
51	Fackrell, Kyler	LB	6-5	245	11/25/91	R	Utah State	Mesa, Ariz.
61	Goode, Brett	LS	6-1	255	11/2/84	9	Arkansas	Fort Smith, Ark.
39	Goodson, Demetri	CB	5-11	197	6/11/89	3	Baylor	Spring, Texas
98	Guion, Letroy	DT	6-4	322	6/21/87	9	Florida State	Starke, Fla.
36	Gunter, LaDarius	CB	6-2	201	5/13/92	2	Miami	Montgomery, Ala.
28	Hawkins, Josh	CB	5-10	189	1/23/93	R	East Carolina	Kernersville, N.C.
7	Hundley, Brett	QB	6-3	226	6/15/93	2	UCLA	Chandler, Ariz.
33	Hyde, Micah	DB	6-0	197	12/31/90	4	Iowa	Fostoria, Ohio
34	Jackson, Don	RB	5-10	208	9/7/93	R	Nevada	Elk Grove, Calif.
83	Janis, Jeff	WR	6-3	219	6/24/91	3	Saginaw Valley State	Tawas City, Mich.
95	Jones, Datone	DE/LB	6-4	285	7/24/90	4	UCLA	Compton, Calif.
70	Lang, T.J.	G	6-4	318	9/20/87	8	Eastern Michigan	Birmingham, Mich.
94	Lowry, Dean	DE	6-6	296	6/9/94	R	Northwestern	Rockford, Ill.
50	Martinez, Blake	LB	6-2	237	1/9/94	R	Stanford	Oro Valley, Ariz.
52	Matthews, Clay	LB	6-3	255	5/14/86	8	Southern California	Agoura Hills, Calif.
88	Montgomery, Ty	WR	6-0	216	1/22/93	2	Stanford	Dallas, Texas
68	Murphy, Kyle	T	6-6	305	12/11/93	R	Stanford	San Clemente, Calif.
87	Nelson, Jordy	WR	6-3	217	5/31/85	9	Kansas State	Manhattan, Kan.
64	Pennel, Mike	DT	6-4	332	5/9/91	3	Colorado State-Pueblo	Aurora, Colo.
56	Peppers, Julius	LB	6-7	287	1/18/80	15	North Carolina	Bailey, N.C.
80	Perillo, Justin	TE	6-3	250	1/5/91	3	Maine	Wilmington, Del.
53	Perry, Nick	LB	6-3	265	4/12/90	5	Southern California	Detroit, Mich.
23	Randall, Damarious	CB	5-11	196	8/29/92	2	Arizona State	Pensacola, Fla.
99	Ringo, Christian	DT	6-1	298	3/10/92	1	Louisiana-Lafayette	Jackson, Miss.
22	Ripkowski, Aaron	FB	6-1	246	12/20/92	2	Oklahoma	Dayton, Texas
12	Rodgers, Aaron	QB	6-2	225	12/2/83	12	California	Chico, Calif.
82	Rodgers, Richard	TE	6-4	257	1/22/92	3	California	Shrewsbury, Mass.
24	Rollins, Quinten	CB	5-11	195	7/15/92	2	Miami (Ohio)	Wilmington, Ohio
47	Ryan, Jake	LB	6-2	240	2/27/92	2	Michigan	Cleveland, Ohio
10	Schum, Jacob	P	5-10	211	1/21/89	2	Buffalo	Hamburg, N.Y.
78	Spriggs, Jason	T	6-6	301	5/17/94	R	Indiana	Elkhart, Ind.
44	Starks, James	RB	6-2	218	2/25/86	7	Buffalo	Niagara Falls, N.Y.
65	Taylor, Lane	G	6-3	324	11/22/89	4	Oklahoma State	Arlington, Texas
48	Thomas, Joe	LB	6-1	227	5/6/91	2	South Carolina State	Blackville, S.C.
73	Tretter, JC	C/G	6-4	307	2/12/91	4	Cornell	Akron, N.Y.
35	Whitehead, Jermaine	S	5-11	195	3/12/93	1	Auburn	Greenwood, Miss.

INJURED RESERVE

84	Abbrederis, Jared	WR	6-1	195	12/17/90	3	Wisconsin	Wautoma, Wis.
32	Banjo, Chris	S	5-10	207	2/26/90	3	Southern Methodist	Sugar Land, Texas
38	Crockett, John	RB	6-0	217	2/16/92	1	North Dakota State	Minneapolis, Minn.
20	Dorleant, Makinton	CB	5-11	182	10/6/92	R	Northern Iowa	Naples, Fla.
90	Kuder, Tyler	DT	6-3	307	6/3/92	R	Idaho State	Payette, Idaho
27	Lacy, Eddie	RB	5-11	234	6/2/90	4	Alabama	Geismar, La.
37	Shields, Sam	CB	5-11	184	12/8/87	7	Miami	Sarasota, Fla.

PRACTICE SQUAD

54	Bradford, Carl	LB	6-1	248	8/15/92	2	Arizona State	Norco, Calif.
86	Cajuste, Devon	TE	6-4	235	1/31/93	R	Stanford	Flushing, N.Y.
93	Gilbert, Reggie	LB	6-3	261	4/1/93	R	Arizona	Laveen, Ariz.
40	Kerridge, Joe	FB	6-0	245	9/17/92	R	Michigan	Traverse City, Mich.
62	Patrick, Lucas	G	6-3	313	7/30/93	R	Duke	Brentwood, Tenn.
96	Price, Brian	DT	6-3	318	6/24/94	R	Texas San Antonio	Lafayette, Ind.
13	Stewart, Dez	WR	6-0	200	4/18/93	R	Ohio Dominican	Cincinnati, Ohio
26	Waters, Herb	CB	6-0	188	11/10/92	R	Miami	Homestead, Fla.

RESERVE/PHYSICALLY UNABLE TO PERFORM

63	Linsley, Corey	C	6-3	301	7/27/91	3	Ohio State	Boardman, Ohio
----	----------------	---	-----	-----	---------	---	------------	----------------



No	NUMERICAL ROSTER	Pos	Ht	Wt	Age	NFL Exp	College	How Acquired	Reg. season GP/GS/DNP/IA
2	Mason Crosby	K	6-1	207	32	10	Colorado	D6c-07	6/0/0/0
7	Brett Hundley	QB	6-3	226	23	2	UCLA	D5-15	0/0/6/0
10	Jacob Schum	P	5-10	211	27	2	Buffalo	W-16 (T.B.)	6/0/0/0
11	Trevor Davis	WR	6-1	188	23	R	California	D5-16	5/0/0/1
12	Aaron Rodgers	QB	6-2	225	32	12	California	D1-05	6/6/0/0
17	Davante Adams	WR	6-1	215	23	3	Fresno State	D2-14	6/5/0/0
18	Randall Cobb	WR	5-10	192	26	6	Kentucky	D2-11	6/6/0/0
21	Ha Ha Clinton-Dix	S	6-1	208	23	3	Alabama	D1-14	6/6/0/0
22	Aaron Ripkowski	FB	6-1	246	23	2	Oklahoma	D6a-15	6/2/0/0
23	Damarius Randall	CB	5-11	196	24	2	Arizona State	D1-15	4/4/0/2
24	Quinten Rollins	CB	5-11	195	24	2	Miami (Ohio)	D2-15	4/4/0/2
25	Marwin Evans	S	5-11	211	23	R	Utah State	FA-16	6/0/0/0
28	Josh Hawkins	CB	5-10	189	23	R	East Carolina	FA-16	4/0/0/2
29	Kentrell Brice	S	5-11	200	22	R	Louisiana Tech	FA-16	6/0/0/0
30	Knile Davis	RB	5-11	227	25	4	Arkansas	T-16 (K.C.)	5/0/0/1
33	Micah Hyde	DB	6-0	197	25	4	Iowa	D5a-13	6/4/0/0
34	Don Jackson	RB	5-10	208	23	R	Nevada	FA-16	1/0/0/0
35	Jermaine Whitehead	S	5-11	195	23	1	Auburn	FA-16	0/0/0/0
36	LaDarius Gunter	CB	6-2	201	24	2	Miami	FA-15	6/5/0/0
39	Demetri Goodson	CB	5-11	197	27	3	Baylor	D6-14	2/1/0/0
42	Morgan Burnett	S	6-1	209	27	7	Georgia Tech	D3-10	5/5/0/1
44	James Starks	RB	6-2	218	30	7	Buffalo	D6-10	4/0/0/2
47	Jake Ryan	LB	6-2	240	24	2	Michigan	D4-15	6/5/0/0
48	Joe Thomas	LB	6-1	227	25	2	South Carolina State	FA-15 (PS-Dal)	6/0/0/0
50	Blake Martinez	LB	6-2	237	22	R	Stanford	D4a-16	6/5/0/0
51	Kyler Fackrell	LB	6-5	245	24	R	Utah State	D3-16	6/0/0/0
52	Clay Matthews	LB	6-3	255	30	8	Southern California	D1b-09	5/5/0/1
53	Nick Perry	LB	6-3	265	26	5	Southern California	D1-12	6/6/0/0
56	Julius Peppers	LB	6-7	287	36	15	North Carolina	FA-14	6/2/0/0
61	Brett Goode	LS	6-1	255	31	9	Arkansas	FA-08	6/0/0/0
64	Mike Pennel	DT	6-4	332	25	3	Colorado State-Pueblo	FA-14	2/0/0/0
65	Lane Taylor	G	6-3	324	26	4	Oklahoma State	FA-13	6/6/0/0
67	Don Barclay	T/G	6-4	305	27	5	West Virginia	FA-12	6/0/0/0
68	Kyle Murphy	T	6-6	305	22	R	Stanford	D6-16	0/0/0/6
69	David Bakhtiari	T	6-4	310	25	4	Colorado	D4a-13	6/6/0/0
70	T.J. Lang	G	6-4	318	29	8	Eastern Michigan	D4-09	6/6/0/0
73	JC Tretter	C/G	6-4	307	25	4	Cornell	D4b-13	6/6/0/0
75	Bryan Bulaga	T	6-5	314	27	7	Iowa	D1-10	6/6/0/0
76	Mike Daniels	DT	6-0	310	27	5	Iowa	D4a-12	6/6/0/0
78	Jason Spriggs	T	6-6	301	22	R	Indiana	D2-16	6/0/0/0
80	Justin Perillo	TE	6-3	250	25	3	Maine	FA-14	6/0/0/0
81	Geronimo Allison	WR	6-3	202	22	R	Illinois	FA-16	0/0/0/0
82	Richard Rodgers	TE	6-4	257	24	3	California	D3b-14	6/3/0/0
83	Jeff Janis	WR	6-3	219	25	3	Saginaw Valley State	D7-14	6/0/0/0
87	Jordy Nelson	WR	6-3	217	31	9	Kansas State	D2a-08	6/6/0/0
88	Ty Montgomery	WR	6-0	216	22	2	Stanford	D3-15	6/1/0/0
89	Jared Cook	TE	6-5	254	29	8	South Carolina	FA-16	3/2/0/3
91	Jayrone Elliott	LB	6-3	255	24	3	Toledo	FA-14	4/0/0/2
94	Dean Lowry	DE	6-6	296	22	R	Northwestern	D4b-16	6/0/0/0
95	Datone Jones	DE/LB	6-4	285	26	4	UCLA	D1-13	5/0/0/1
97	Kenny Clark	DT	6-3	314	21	R	UCLA	D1-16	6/2/0/0
98	Letroy Guion	DT	6-4	322	29	9	Florida State	FA-14	5/5/0/1
99	Christian Ringo	DT	6-1	298	24	1	Louisiana-Lafayette	D6b-15	4/0/0/2

INJURED RESERVE

20	Makinton Dorleant	CB	5-11	182	24	R	Northern Iowa	FA-16	0/0/0/0
27	Eddie Lacy	RB	5-11	234	26	4	Alabama	D2-13	5/5/0/0
32	Chris Banjo	S	5-10	207	25	3	Southern Methodist	FA-13	2/0/0/4
37	Sam Shields	CB	5-11	184	28	7	Miami	FA-10	1/1/0/4
38	John Crockett	RB	6-0	217	24	1	North Dakota State	FA-15	0/0/0/0
84	Jared Abbrederis	WR	6-1	195	25	3	Wisconsin	D5b-14	5/0/0/1
90	Tyler Kuder	DT	6-3	307	24	R	Idaho State	FA-16	0/0/0/0

PRACTICE SQUAD

13	Dez Stewart	WR	6-0	200	23	R	Ohio Dominican	FA-16	0/0/0/0
26	Herb Waters	CB	6-0	188	23	R	Miami	FA-16	0/0/0/0
40	Joe Kerridge	FB	6-0	245	24	R	Michigan	FA-16	0/0/0/0
54	Carl Bradford	LB	6-1	248	24	2	Arizona State	D4-14	0/0/0/0
62	Lucas Patrick	G	6-3	313	23	R	Duke	FA-16	0/0/0/0
86	Devon Cajuste	TE	6-4	235	23	R	Stanford	FA-16	0/0/0/0
93	Reggie Gilbert	LB	6-3	261	23	R	Arizona	FA-16	0/0/0/0
96	Brian Price	DT	6-3	318	22	R	Texas San Antonio	FA-16	1/0/0/1

RESERVE/PHYSICALLY UNABLE TO PERFORM

63	Corey Linsley	C	6-3	301	25	3	Ohio State	D5a-14	0/0/0/0
----	---------------	---	-----	-----	----	---	------------	--------	---------



OFFENSE

WR: 87	Jordy Nelson	17	Davante Adams	83	Jeff Janis
LT: 69	David Bakhtiari	<u>78</u>	<u>Jason Spriggs</u>		
LG: 65	Lane Taylor	67	Don Barclay		
C: 73	JC Tretter	67	Don Barclay		
RG: 70	T.J. Lang	67	Don Barclay		
RT: 75	Bryan Bulaga	<u>68</u>	<u>Kyle Murphy</u>		
TE: 89	Jared Cook	82	Richard Rodgers	80	Justin Perillo
WR: 18	Randall Cobb	88	Ty Montgomery	<u>11</u>	<u>Trevor Davis</u>
				<u>81</u>	<u>Geronimo Allison</u>
QB: 12	Aaron Rodgers	7	Brett Hundley		
RB: 44	James Starks	<u>34</u>	<u>Don Jackson</u>	30	Knile Davis
FB: 22	Aaron Ripkowski				

DEFENSE

DE: <u>97</u>	<u>Kenny Clark</u>	<u>94</u>	<u>Dean Lowry</u>	64	Mike Pannel
NT: 98	Letroy Guion	99	Christian Ringo		
DT: 76	Mike Daniels	<u>97</u>	<u>Kenny Clark</u>		
LOLB: 53	Nick Perry	56	Julius Peppers	91	Jayrone Elliott
ILB: 47	Jake Ryan	48	Joe Thomas		
ILB: <u>50</u>	<u>Blake Martinez</u>	48	Joe Thomas		
ROLB: 52	Clay Matthews	95	Datone Jones	<u>51</u>	<u>Kyler Fackrell</u>
LCB: 23	Damarius Randall	39	Demetri Goodson		
RCB: 24	Quinten Rollins	36	LaDarius Gunter	<u>28</u>	<u>Josh Hawkins</u>
SS: 42	Morgan Burnett	33	Micah Hyde	<u>25</u>	<u>Marwin Evans</u>
FS: 21	Ha Ha Clinton-Dix	<u>29</u>	<u>Kentrell Brice</u>	35	Jermaine Whitehead

SPECIAL TEAMS

K: 2	Mason Crosby	10	Jacob Schum		
P: 10	Jacob Schum	2	Mason Crosby		
H: 10	Jacob Schum	18	Randall Cobb		
PR: 33	Micah Hyde	<u>11</u>	<u>Trevor Davis</u>		
KR: 88	Ty Montgomery	83	Jeff Janis	30	Knile Davis
LS: 61	Brett Goode	67	Don Barclay	80	Justin Perillo

Rookies are underlined

COACH LOCATIONS

► **Coaches' Box:** Jeff Blasko (coaching administrator), Dom Capers (defensive coordinator), Tom Clements (associate head coach/offense), Ejiro Evero (defensive quality control), Scott McCurley (assistant linebackers), David Raih (assistant offensive line), Joe Whitt Jr. (secondary - cornerbacks).

► **Sideline:** Brian Angelichio (tight ends), Edgar Bennett (offensive coordinator), James Campen (offensive line), Luke Getsy (wide receivers), Jerry Montgomery (defensive front assistant), Winston Moss (associate head coach/linebackers), Darren Perry (secondary - safeties), Jason Simmons (assistant special teams), Ben Sirmans (running backs), Mike Trgovac (defensive line), Alex Van Pelt (quarterbacks), Ron Zook (special teams coordinator).



ROSTER BY POSITION

QUARTERBACK (2)

Brett Hundley
Aaron Rodgers

FULLBACK (1)

Aaron Ripkowski

RUNNING BACK (3)

Knile Davis
Don Jackson
James Starks

WIDE RECEIVER (7)

Geronimo Allison
Davante Adams
Randall Cobb
Trevor Davis
Jeff Janis
Ty Montgomery
Jordy Nelson

TIGHT END (3)

Jared Cook
Justin Perillo
Richard Rodgers

OFFENSIVE LINE (8)

David Bakhtiari
Don Barclay
Bryan Bulaga
T.J. Lang
Kyle Murphy
Jason Spriggs
Lane Taylor
JC Tretter

DEFENSIVE LINE (7)

Kenny Clark
Mike Daniels
Letroy Guion
Datone Jones (also LB)
Dean Lowry
Mike Pennel
Christian Ringo

LINEBACKER (8)

Jayrone Elliott
Kyler Fackrell
Blake Martinez
Clay Matthews
Julius Peppers
Nick Perry
Jake Ryan
Joe Thomas

CORNERBACK (5)

Demetri Goodson
LaDarius Gunter
Josh Hawkins
Damarious Randall
Quinten Rollins

SAFETY (6)

Kentrell Brice
Morgan Burnett
Ha Ha Clinton-Dix
Marwin Evans
Micah Hyde (also CB)
Jermaine Whitehead

SPECIALIST (3)

Mason Crosby
Brett Goode
Jacob Schum

Rookies are underlined

PRONUNCIATION GUIDE

PLAYERS

Jared Abbrederis	ab-bruh-DAIR-is	Mike Pennel	puh-NELL
David Bakhtiari	bock-tee-R-ee	Justin Perillo	puh-RILL-oh
Don Barclay	.BAR-clay	Damarious Randall	duh-MAIR-ee-us
Kentrell Brice	ken-TRELL	Jacob Schum	SHUMM
Bryan Bulaga	buh-LAH-guh		
Devon Cajuste	DEV-un kuh-JOOST		
Knile Davis	NILE		
Jayrone Elliott	jay-RONE		
Kyler Fackrell	FAK-rull		
Brett Goode	GEWD		
Letroy Guion	GUY-on		
LaDarius Gunter	.luh-DAIR-ee-us		
Datone Jones	DAY-tone		

COACHES

Brian Angelichio	an-juh-LEEK-o
James Campen	KAMP-en
Tom Clements	KLEMM-ints
Ejiro Evero	e-JEE-row EV-uh-row
Mark Lovat	luh-VOTT
David Raih	.RYE
Mike Trgovac	.TER-guh-vac

HOW THE PACKERS WERE BUILT

Year	Record	Draft (34)	Trades (1)	Free Agents (17)
2005	4-12	QB Aaron Rodgers D1		
2007	13-3	K Mason Crosby D6c		
2008	6-10	WR Jordy Nelson D2a		LS Brett Goode
2009	11-5	LB Clay Matthews D1b G T.J. Lang D4		
2010	10-6	T Bryan Bulaga D1 S Morgan Burnett D3 RB James Starks D6		
2011	15-1	WR Randall Cobb D2		
2012	11-5	LB Nick Perry D1 DT Mike Daniels D4a		T/G Don Barclay
2013	8-7-1	DE/LB Datone Jones D1 T David Bakhtiari D4a C/G JC Tretter D4b DB Micah Hyde D5a		G Lane Taylor
2014	12-4	S Ha Ha Clinton-Dix D1 WR Davante Adams D2 TE Richard Rodgers D3b CB Demetri Goodson D6 WR Jeff Janis D7		LB Jayrone Elliott DT Letroy Guion DT Mike Pennel LB Julius Peppers TE Justin Perillo
2015	10-6	CB Damarious Randall D1 CB Quinten Rollins D2 WR Ty Montgomery D3 LB Jake Ryan D4 QB Brett Hundley D5 FB Aaron Ripkowski D6a DT Christian Ringo D6b		CB LaDarius Gunter LB Joe Thomas (PS-Dal.)
2016	4-2	DT Kenny Clark D1 T Jason Spriggs D2 LB Kyler Fackrell D3 LB Blake Martinez D4a DE Dean Lowry D4b WR Trevor Davis D5 T Kyle Murphy D6	RB Knile Davis (KC)	WR Geronimo Allison S Kentrell Brice TE Jared Cook S Marwin Evans RB Don Jackson CB Josh Hawkins S Jermaine Whitehead

Waivers (1): P Jacob Schum (from Tampa Bay)

INDIVIDUAL STATISTICS, OFFENSE

	RECEIVING J.Nelson					R.Cobb					D.Adams					J.Abbrederis					J.Cook					R.Rodgers					
	No	Yds	Avg	Lg	TD	No	Yds	Avg	Lg	TD	No	Yds	Avg	Lg	TD	No	Yds	Avg	Lg	TD	No	Yds	Avg	Lg	TD	No	Yds	Avg	Lg	TD	
9/11 at Jax	6	32	5.3	8	1	6	57	9.5	32	0	3	50	16.7	29t	1	1	8	8.0	8	0	1	7	7.0	7	0	1	22	22.0	22	0	
9/18 at Min	5	73	14.6	39	1	5	42	8.4	14	0	3	26	8.1	13	0	0	0	--	--	0	4	31	7.8	14	0	2	25	12.5	15	0	
9/25 Det	6	101	16.8	49	2	1	33	33.0	33	0	2	23	11.5	14t	1	0	0	--	--	0	1	15	15.0	15	0	2	9	4.5	7	1	
10/9 NYG	4	38	9.5	17	1	9	108	12.0	21	0	5	85	17.0	29t	1	0	0	--	--	0						1	6	6.0	6	0	
10/16 Dal	5	68	13.6	25	0	7	53	7.6	17	1	2	34	17.0	22	0	0	0	--	--	0						2	15	7.5	12	0	
10/20 Chi	1	9	9.0	9	0	11	95	8.6	25	1	13	132	10.2	24	2											1	7	7.0	7	0	
10/30 at Atl																															
11/6 Ind																															
11/13 at Ten																															
11/20 at Was																															
11/28 at Phi																															
12/4 Hou																															
12/11 Sea																															
12/18 at Chi																															
12/24 Min																															
1/1 at Det																															
SEASON	27	321	11.9	49	5	39	388	9.9	33	2	28	350	12.5	29t	5	1	8	8.0	8	0	6	53	8.8	15	0	9	84	9.3	22	1	
CAREER	427	6430	15.1	93t	54	345	4266	12.4	70t	33	116	1279	11.0	45	9	10	119	11.9	32	0	279	3556	12.7	80t	16	87	819	9.4	61t	11	

	RECEIVING E.Lacy					J.Starks					T.Montgomery					J.Janis					T.Davis					J.Perillo					
	No	Yds	Avg	Lg	TD	No	Yds	Avg	Lg	TD	No	Yds	Avg	Lg	TD	No	Yds	Avg	Lg	TD	No	Yds	Avg	Lg	TD	No	Yds	Avg	Lg	TD	
9/11 at Jax	1	17	17.0	17	0	1	6	6.0	6	0	0	0	--	--	0	0	0	--	--	0						0	0	--	--	0	
9/18 at Min	0	0	--	--	0	1	16	16.0	16	0	0	0	--	--	0	0	0	--	--	0	0	0	--	--	0	0	0	--	--	0	
9/25 Det	1	2	2.0	2	0	1	9	9.0	9	0	0	0	--	--	0	0	0	--	--	0	0	0	--	--	0	1	13	13.0	13	0	
10/9 NYG	1	3	3.0	3	0	3	19	6.3	9	0	0	0	--	--	0	0	0	--	--	0	0	0	--	--	0	0	0	--	--	0	
10/16 Dal	1	6	6.0	6	0						10	98	9.8	15	0	2	14	7.0	8	0	0	0	--	--	0	1	4	4.0	4	0	
10/20 Chi											10	66	6.6	13	0	2	9	4.5	7	0	0	0	--	--	0	0	0	--	--	0	
10/30 at Atl																															
11/6 Ind																															
11/13 at Ten																															
11/20 at Was																															
11/28 at Phi																															
12/4 Hou																															
12/11 Sea																															
12/18 at Chi																															
12/24 Min																															
1/1 at Det																															
SEASON	4	28	7.0	17	0	6	50	8.3	16	0	20	164	8.2	15	0	4	23	5.8	8	0	0	0	--	--	0	2	17	8.5	13	0	
CAREER	101	900	8.9	67	6	112	933	8.3	30	4	35	300	8.6	31t	2	8	118	14.8	46	0	0	0	--	--	0	13	119	9.2	24	1	

	RECEIVING K.Davis					G.Allison				
	No	Yds	Avg	Lg	TD	No	Yds	Avg	Lg	TD
9/11 at Jax										
9/18 at Min										
9/25 Det										
10/9 NYG										
10/16 Dal										
10/20 Chi	0	0	--	--	0					
10/30 at Atl										
11/6 Ind										
11/13 at Ten										
11/20 at Was										
11/28 at Phi										
12/4 Hou										
12/11 Sea										
12/18 at Chi										
12/24 Min										
1/1 at Det										
SEASON	0	0	--	--	0	0	0	--	--	0
CAREER	31	260	8.4	70t	1	0	0	--	--	0

INDIVIDUAL STATISTICS, OFFENSE

RUSHING

		E.Lacy					J.Starks					A.Rodgers																				
		First Half			Second Half		First Half			Second Half		First Half			Second Half																	
		No	Yds	Avg	Lg	TD	No	Yds	Avg	Lg	TD	No	Yds	Avg	Lg	TD	No	Yds	Avg	Lg	TD	No	Yds	Avg	Lg	TD						
9/11	at Jax	7	20	2.9	9	0	7	41	5.9	28	0	2	6	3.0	4	0	2	1	0.5	1	0	1	6	6.0	6t	1	3	10	3.3	8	0	
9/18	at Min	6	16	2.7	5	0	6	34	5.7	13	0	1	2	2.0	2	0	6	1	0.2	5	0	0	0	--	--	0	3	29	9.7	10t	1	
9/25	Det	6	42	7.0	25	0	11	61	5.5	14	0	0	0	--	--	0	1	-1	-1.0	-1	0	0	0	--	--	0	5	22	4.4	14	0	
10/9	NYG	9	77	8.6	31	0	2	4	2.0	2	0	3	17	5.7	8	0	9	16	1.8	10	0	2	18	9.0	11	0	3	-3	-1.0	-1	0	
10/16	Dal	7	45	6.4	25	0	10	20	2.0	5	0						(Inactive)						1	9	9.0	9	0	2	-2	-1.0	1	0
10/20	Chi						(Inactive)										(Inactive)						0	0	--	--	0	2	7	3.5	8	0
10/30	at Atl																															
11/6	Ind																															
11/13	at Ten																															
11/20	at Was																															
11/28	at Phi																															
12/4	Hou																															
12/11	Sea																															
12/18	at Chi																															
12/24	Min																															
1/1	at Det																															
SEASON		35	200	5.7	31	0	36	160	4.4	28	0	6	25	4.2	8	0	18	17	0.9	10	0	4	33	8.3	11	1	18	63	3.5	14	1	

PASSING

		A.Rodgers																	
		First Half					Second Half												
		Att	Com	Pct	Yds	Sk/Yd	TD	Lg	Int	Rtng	Att	Com	Pct	Yds	Sk/Yd	TD	Lg	Int	Rtng
9/11	at Jax	18	11	61.1	114	0/0	2	29t	0	116.4	16	9	56.3	85	1/0	0	32	0	71.1
9/18	at Min	15	8	53.3	59	1/13	1	21	0	85.1	21	12	57.1	154	4/20	0	39	1	60.4
9/25	Det	18	12	66.7	174	1/4	4	49	0	137.5	6	3	50.0	31	1/0	0	13	0	65.3
10/9	NYG	28	13	46.4	134	0/0	2	29t	2	54.8	17	10	58.8	125	0/0	0	21	0	81.7
10/16	Dal	22	15	68.2	135	0/0	0	22	0	84.5	20	16	80.0	159	1/0	1	25	1	95.6
10/20	Chi	30	19	63.3	150	1/9	0	19	0	75.7	26	20	76.9	176	1/14	3	25	0	132.9
10/30	at Atl																		
11/6	Ind																		
11/13	at Ten																		
11/20	at Was																		
11/28	at Phi																		
12/4	Hou																		
12/11	Sea																		
12/18	at Chi																		
12/24	Min																		
1/1	at Det																		
SEASON		131	78	59.5	766	3/26	9	49	2	92.6	106	70	66.0	730	8/34	4	39	2	90.5

PASSING

		B.Hundley																	
		First Half					Second Half												
		Att	Com	Pct	Yds	Sk/Yd	TD	Lg	Int	Rtng	Att	Com	Pct	Yds	Sk/Yd	TD	Lg	Int	Rtng
9/11	at Jax																		
9/18	at Min																		
9/25	Det																		
10/9	NYG																		
10/16	Dal																		
10/20	Chi																		
10/30	at Atl																		
11/6	Ind																		
11/13	at Ten																		
11/20	at Was																		
11/28	at Phi																		
12/4	Hou																		
12/11	Sea																		
12/18	at Chi																		
12/24	Min																		
1/1	at Det																		
SEASON		0	0	--	0	0/0	0	--	0	--	0	0	--	0	0/0	0	--	0	--

INDIVIDUAL STATISTICS, DEFENSE

	M.Pennel					J.Peppers					N.Perry					B.Price					D.Randall					C.Ringo						
	UT	A	Sk	Int	PD	UT	A	Sk	Int	PD	UT	A	Sk	Int	PD	UT	A	Sk	Int	PD	UT	A	Sk	Int	PD	UT	A	Sk	Int	PD		
9/11	at	Jax	(Reserve/Suspended)			0	1	0-0	0-0	0	3	0	1-2	0-0	0																	
9/18	at	Min	(Reserve/Suspended)			2	0	1.5-11.5	0-0	0	1	4	0.5-4.5	0-0	0																	
9/25		Det	(Reserve/Suspended)			1	1	0-0	0-0	0	8	1	2-8	0-0	1	0	0	0-0	0-0	0												
10/9		NYG	(Reserve/Suspended)			1	0	0-0	0-0	1	3	1	1-6	0-0	0																	
10/16		Dal	1	1	0-0	0-0	0				4	1	0-0	0-0	0																	
10/20		Chi	0	2	0-0	0-0	1				5	1	1-10	1-0	1																	
10/30	at	Atl																														
11/6		Ind																														
11/13	at	Ten																														
11/20	at	Was																														
11/28	at	Phi																														
12/4		Hou																														
12/11		Sea																														
12/18	at	Chi																														
12/24		Min																														
1/1	at	Det																														
SEASON			1	3	0-0	0-0	1	5	3	2.5-15.5	0-0	2	24	8	5.5-30.5	1-0	2	0	0	0-0	0-0	0	12	2	0-0	1-44	3	1	3	0-0	0-0	0
CAREER			30	27	1-0	0-0	1	583	232	138.5-841.5	11-293	65	108	54	18-130	0-0	6	0	0	0-0	0-0	0	62	11	0-0	4-91	19	1	3	0-0	0-0	0

	Q.Rollins					J.Ryan					S.Shields					J.Thomas					J.Whitehead									
	UT	A	Sk	Int	PD	UT	A	Sk	Int	PD	UT	A	Sk	Int	PD	UT	A	Sk	Int	PD	UT	A	Sk	Int	PD					
9/11	at	Jax	1	1	0-0	0-0	2	4	4	0-0	0-0	1	4	1	0-0	0-0	0	2	1	0-0	1-9	1								
9/18	at	Min	0	1	0-0	0-0	0	6	3	0-0	0-0	1																		
9/25		Det	0	1	0-0	0-0	0	5	3	0-0	0-0	0																		
10/9		NYG	3	1	0-0	0-0	2	5	1	0-0	0-0	0																		
10/16		Dal			(Inactive)		4	2	0-0	0-0	0																			
10/20		Chi			(Inactive)		3	2	0-0	0-0	0																			
10/30	at	Atl																												
11/6		Ind																												
11/13	at	Ten																												
11/20	at	Was																												
11/28	at	Phi																												
12/4		Hou																												
12/11		Sea																												
12/18	at	Chi																												
12/24		Min																												
1/1	at	Det																												
SEASON			4	4	0-0	0-0	4	27	15	0-0	0-0	2	4	1	0-0	0-0	0	11	2	0-0	1-9	4								
CAREER			29	14	1-11	2-48	13	59	30	0-0	0-0	2	209	47	1-8	18-180	90	27	10	1-2	1-9	6								

DEFENSIVE FUMBLE STATISTICS

FORCED FUMBLES (4)

H.Clinton-Dix - (1) at Jacksonville, Sept. 11 (A.Robinson)
 L.Gunter - (1) at Minnesota, Sept. 18 (A.Thielen)
 K.Fackrell - (1) vs. N.Y. Giants, Oct. 9 (E.Manning)
 J.Peppers - (1) vs. Dallas, Oct. 16 (D.Prescott)

FUMBLE RECOVERIES (2)

K.Clark - (1) vs. N.Y. Giants, Oct. 9 (E.Manning)
 J.Thomas - (1) vs. Dallas, Oct. 16 (D.Prescott)

INDIVIDUAL STATISTICS, DEFENSE

QUARTERBACK SACKS (17-114)

9/11	at	Jacksonville:	(3-20)	M.Burnett 1-8, C.Matthews 1-10, N.Perry 1-2.
9/18	at	Minnesota:	(4-32)	J.Peppers 1.5-11.5, M.Daniels 1-9, C.Matthews 1-7, N.Perry 0.5-4.5.
9/25		Detroit:	(3-17)	N.Perry 2-8, K.Fackrell 1-9.
10/9		N.Y. Giants:	(4-21)	K.Fackrell 1-6, M.Hyde 1-6, C.Matthews 1-3, N.Perry 1-6.
10/16		Dallas:	(2-14)	J.Peppers 1-4, Team 1-10.
10/20		Chicago:	(1-10)	N.Perry 1-10.
10/30	at	Atlanta:		
11/6		Indianapolis:		
11/13	at	Tennessee:		
11/20	at	Washington:		
11/28	at	Philadelphia:		
12/4		Houston:		
12/11		Seattle:		
12/18	at	Chicago:		
12/24		Minnesota:		
1/1	at	Detroit:		

SEASON TOTALS: (17-114) N.Perry 5.5-30.5, C.Matthews 3-20, J.Peppers 2.5-15.5, K.Fackrell 2-15, M.Burnett 1-8, M.Daniels 1-9, M.Hyde 1-6, Team 1-10.

QUARTERBACK HITS (41)

9/11	at	Jacksonville:	(7)	N.Perry 4, M.Daniels 1, D.Jones 1, C.Matthews 1.
9/18	at	Minnesota:	(12)	M.Daniels 4, J.Peppers 4, C.Matthews 2, N.Perry 2.
9/25		Detroit:	(4)	M.Daniels 2, M.Hyde 1, N.Perry 1.
10/9		N.Y. Giants:	(7)	C.Matthews 3, N.Perry 3, K.Fackrell 1.
10/16		Dallas:	(2)	L.Guion 1, D.Jones 1.
10/20		Chicago:	(9)	C.Matthews 3, D.Jones 2, J.Peppers 2, M.Daniels 1, D.Lowry 1.
10/30	at	Atlanta:		
11/6		Indianapolis:		
11/13	at	Tennessee:		
11/20	at	Washington:		
11/28	at	Philadelphia:		
12/4		Houston:		
12/11		Seattle:		
12/18	at	Chicago:		
12/24		Minnesota:		
1/1	at	Detroit:		

SEASON TOTALS: (41) N.Perry 10, C.Matthews 9, M.Daniels 8, J.Peppers 6, D.Jones 4, K.Fackrell 1, L.Guion 1, M.Hyde 1, D.Lowry 1.

PASSES DEFENSED (38)

9/11	at	Jacksonville:	(7)	D.Randall 2, Q.Rollins 2, H.Clinton-Dix 1, J.Ryan 1, J.Thomas 1.
9/18	at	Minnesota:	(4)	M.Burnett 1, K.Clark 1, B.Martinez 1, J.Ryan 1.
9/25		Detroit:	(7)	J.Thomas 2, L.Gunter 1, J.Hawkins 1, M.Hyde 1, N.Perry 1, D.Randall 1.
10/9		N.Y. Giants:	(8)	Q.Rollins 2, M.Burnett 1, M.Daniels 1, L.Guion 1, L.Gunter 1, J.Peppers 1, J.Thomas 1.
10/16		Dallas:	(3)	M.Burnett 2, D.Goodson 1.
10/20		Chicago:	(9)	L.Gunter 2, M.Burnett 1, M.Hyde 1, D.Jones 1, B.Martinez 1, M.Pennel 1, J.Peppers 1, N.Perry 1.
10/30	at	Atlanta:		
11/6		Indianapolis:		
11/13	at	Tennessee:		
11/20	at	Washington:		
11/28	at	Philadelphia:		
12/4		Houston:		
12/11		Seattle:		
12/18	at	Chicago:		
12/24		Minnesota:		
1/1	at	Detroit:		

SEASON TOTALS: (38) M.Burnett 5, L.Gunter 4, Q.Rollins 4, J.Thomas 4, D.Randall 3, M.Hyde 2, B.Martinez 2, J.Peppers 2, N.Perry 2, J.Ryan 2, K.Clark 1, H.Clinton-Dix 1, M.Daniels 1, D.Goodson 1, L.Guion 1, J.Hawkins 1, D.Jones 1, M.Pennel 1.

INDIVIDUAL STATISTICS, SPECIAL TEAMS

PUNTING

		J.Schum							
		No	Yds	Avg	TB	In20	Lg	Bk	Net
9/11	at Jax	4	184	46.0	0	0	56	0	42.5
9/18	at Min	5	193	38.6	0	1	44	0	38.6
9/25	Det	2	83	41.5	0	1	43	0	33.5
10/9	NYG	4	146	36.5	0	0	42	0	35.0
10/16	Dal	1	47	47.0	0	1	47	0	47.0
10/20	Chi	1	46	46.0	0	0	46	0	46.0
10/30	at Atl								
11/6	Ind								
11/13	at Ten								
11/20	at Was								
11/28	at Phi								
12/4	Hou								
12/11	Sea								
12/18	at Chi								
12/24	Min								
1/1	at Det								
SEASON		17	699	41.1	0	3	56	0	39.0
CAREER		73	3047	41.7	4	18	60	0	38.2

KICKING

		M.Crosby			Kickoffs			
		FG	PAT	Pts	No. Ret	TB	Pct	OB
9/11	at Jax	2/2	3/3	9	2	4	66.7	0
9/18	at Min	0/0	2/2	2	2	1	33.3	0
9/25	Det	2/2	4/4	10	4	3	42.9	0
10/9	NYG	3/3	2/2	11	4	1	20.0	0
10/16	Dal	3/3	1/1	10	1	3	75.0	0
10/20	Chi	2/3	2/3	8	2	4	66.7	0
10/30	at Atl							
11/6	Ind							
11/13	at Ten							
11/20	at Was							
11/28	at Phi							
12/4	Hou							
12/11	Sea							
12/18	at Chi							
12/24	Min							
1/1	at Det							
SEASON		12/13	14/15	42	15	16	51.6	0
CAREER		248/309	451/456	1187	556	242	29.8	15

ADDITIONAL KICKOFFS:

ON-SIDE KICK RECOVERIES

OWN KICKS (0/1)

Failed - J.Witten vs. Dal (Oct. 16).

OPPONENT KICKS (0/0)

BLOCKED KICKS

PACKERS (0)

BLOCKED PUNTS

BLOCKED FIELD GOALS

BLOCKED PATs

OPPONENTS (1)

(1) vs. Chicago, Oct. 20 (A.Hicks)

KICKOFF

		T.Montgomery					J.Janis				
		No	Yds	Avg	Lg	TD	No	Yds	Avg	Lg	TD
9/11	at Jax	1	14	14.0	14	0	0	0	--	--	0
9/18	at Min	1	21	21.0	21	0	0	0	--	--	0
9/25	Det	1	24	24.0	24	0	0	0	--	--	0
10/9	NYG	1	24	24.0	24	0	1	18	18.0	18	0
10/16	Dal	2	64	32.0	40	0	0	0	--	--	0
10/20	Chi	0	0	--	--	0	1	17	17.0	17	0
10/30	at Atl										
11/6	Ind										
11/13	at Ten										
11/20	at Was										
11/28	at Phi										
12/4	Hou										
12/11	Sea										
12/18	at Chi										
12/24	Min										
1/1	at Det										
SEASON		6	147	24.5	40	0	2	35	17.5	18	0
CAREER		13	365	28.1	46	0	16	441	27.6	70	0

ADDITIONAL KICKOFF RETURNS: K.Davis 1-18 vs. Chi (Oct. 20).

PUNT RETURNS

		M.Hyde						T.Davis					
		No	Yds	Avg	FC	Lg	TD	No	Yds	Avg	FC	Lg	TD
9/11	at Jax	0	0	--	0	--	0			(Inactive)			
9/18	at Min	0	0	--	4	--	0	0	0	--	1	--	0
9/25	Det	0	0	--	0	--	0	1	1	1.0	1	1	0
10/9	NYG	0	0	--	0	--	0	1	3	3.0	2	3	0
10/16	Dal	0	0	--	0	--	0	1	25	25.0	1	25	0
10/20	Chi	0	0	--	0	--	0	1	6	6.0	4	6	0
10/30	at Atl												
11/6	Ind												
11/13	at Ten												
11/20	at Was												
11/28	at Phi												
12/4	Hou												
12/11	Sea												
12/18	at Chi												
12/24	Min												
1/1	at Det												
SEASON		0	0	--	4	--	0	4	35	8.8	9	25	0
CAREER		65	674	10.4	38	93t	3	4	35	8.8	9	25	0

ADDITIONAL PUNT RETURNS: D.Randall 1-2 at Min (Sept. 18).

SPECIAL TEAMS FUMBLE STATISTICS

FORCED FUMBLES (0)

FUMBLE RECOVERIES (0)

DRIVE STATISTICS

PACKERS SCORING DRIVES (game-by-game)

Date	Opponent	Plays	Yards	Time	Result	Qtr	Scoring Play	Quarterback
9/11	at Jacksonville	6	29	3:05	TD	1	A.Rodgers 6 run	A.Rodgers
9/11	at Jacksonville	9	75	4:43	TD	2	A.Rodgers 6 pass to J.Nelson	A.Rodgers
9/11	at Jacksonville	5	75	0:56	TD	2	A.Rodgers 29 pass to D.Adams	A.Rodgers
9/11	at Jacksonville	13	68	4:48	FG	3	M.Crosby 25 field goal	A.Rodgers
9/11	at Jacksonville	16	73	9:14	FG	4	M.Crosby 20 field goal	A.Rodgers
9/18	at Minnesota	5	52	3:08	TD	1	A.Rodgers 1 pass to J.Nelson	A.Rodgers
9/18	at Minnesota	10	75	4:30	TD	4	A.Rodgers 10 run	A.Rodgers
9/25	vs. Detroit	8	75	3:38	TD	1	A.Rodgers 14 pass to D.Adams	A.Rodgers
9/25	vs. Detroit	4	60	1:44	TD	1	A.Rodgers 8 pass to J.Nelson	A.Rodgers
9/25	vs. Detroit	2	67	0:47	TD	2	A.Rodgers 2 pass to R.Rodgers	A.Rodgers
9/25	vs. Detroit	4	7	0:59	FG	2	M.Crosby 36 field goal	A.Rodgers
9/25	vs. Detroit	7	67	3:53	TD	2	A.Rodgers 17 pass to J.Nelson	A.Rodgers
9/25	vs. Detroit	9	47	5:09	FG	3	M.Crosby 46 field goal	A.Rodgers
10/9	vs. N.Y. Giants	16	75	8:42	TD	1	A.Rodgers 2 pass to J.Nelson	A.Rodgers
10/9	vs. N.Y. Giants	5	80	2:20	TD	2	A.Rodgers 29 pass to D.Adams	A.Rodgers
10/9	vs. N.Y. Giants	4	5	1:15	FG	2	M.Crosby 44 field goal	A.Rodgers
10/9	vs. N.Y. Giants	9	65	4:46	FG	4	M.Crosby 33 field goal	A.Rodgers
10/9	vs. N.Y. Giants	13	73	6:22	FG	4	M.Crosby 25 field goal	A.Rodgers
10/16	vs. Dallas	9	56	4:52	FG	1	M.Crosby 37 field goal	A.Rodgers
10/16	vs. Dallas	9	45	4:08	FG	2	M.Crosby 43 field goal	A.Rodgers
10/16	vs. Dallas	4	0	0:32	FG	4	M.Crosby 34 field goal	A.Rodgers
10/16	vs. Dallas	9	75	3:33	TD	4	A.Rodgers 6 pass to R.Cobb	A.Rodgers
10/20	vs. Chicago	13	53	5:19	FG	1	M.Crosby 32 field goal	A.Rodgers
10/20	vs. Chicago	10	53	1:39	FG	2	M.Crosby 40 field goal	A.Rodgers
10/20	vs. Chicago	13	85	5:19	TD	3	A.Rodgers 5 pass to D.Adams	A.Rodgers
10/20	vs. Chicago	8	88	4:40	TD	4	A.Rodgers 4 pass to D.Adams	A.Rodgers
10/20	vs. Chicago	13	74	8:33	TD	4	A.Rodgers 2 pass to R.Cobb	A.Rodgers

Scoring-Drive Length, Regular Season

Length (minus)	Packers		Opponent	
	TD	FG	TD	FG
0—9	0	0	0	0
10—19	0	0	0	1
20—29	1	0	0	1
30—39	0	0	0	1
40—49	0	2	1	4
50—59	1	3	1	6
60—69	3	2	2	0
70—79	7	2	5	0
80—89	3	0	1	0
90—99	0	0	1	0
SEASON	15	12	11	13

Possessions at a glance

Reg. Season	No.	Avg. Snaps	*3-Plays & Out	Snaps/TD
Packers	65	6.1	13	26.6
Opponent	61	5.8	10	32.1

*—less if turnover, no first downs or score

Game-Opening Drives

Game		Packers			Opponent		
		Pts	FD	Yds	Pts	FD	Yds
9/11	at Jax	7	2	29	0	1	13
9/18	at Min	0	0	3	0	1	17
9/25	Det	7	3	75	3	4	52
10/9	NYG	7	6	75	0	1	18
10/16	Dal	3	4	56	7	5	75
10/20	Chi	3	3	53	0	0	5
10/30	at Atl						
11/6	Ind						
11/13	at Ten						
11/20	at Was						
11/28	at Phi						
12/4	Hou						
12/11	Sea						
12/18	at Chi						
12/24	Min						
1/1	at Det						
SEASON		27	18	291	10	12	180

Second-Half Opening Drives

Game		Packers			Opponent		
		Pts	FD	Yds	Pts	FD	Yds
9/11	at Jax	3	3	68	3	2	54
9/18	at Min	0	0	9	0	2	26
9/25	Det	3	3	47	7	5	77
10/9	NYG	0	0	5	0	1	14
10/16	Dal	0	2	29	3	2	47
10/20	Chi	0	0	-14	0	2	16
10/30	at Atl						
11/6	Ind						
11/13	at Ten						
11/20	at Was						
11/28	at Phi						
12/4	Hou						
12/11	Sea						
12/18	at Chi						
12/24	Min						
1/1	at Det						
SEASON		6	8	144	13	14	234

DRIVE STATISTICS

YARDS-GAINED ANALYSIS, REGULAR SEASON

	1st Down			2nd Down.			3rd Down.			4th Down.			Season			By Quarter				By Half		
	Att	Yds	Avg	Att	Yds	Avg	Att	Yds	Avg	Att	Yds	Avg	Att	Yds	Avg	1st	2nd	3rd	4th	1st	2nd	OT
Packers	175	758	4.3	134	732	5.5	85	556	6.5	5	19	3.8	399	2065	5.2	521	505	589	450	1026	1039	0
Opponents	154	869	5.6	116	554	4.8	75	432	5.8	8	29	3.6	353	1884	5.3	301	731	390	462	1032	852	0

DRIVE ENGINEERING, REGULAR SEASON

QB	Drives	Drives ended by				BLK	DOWN	TO	SAF	CLK	Points Yielded
	Started	TD	FG	MFG	PUNT						
A.Rodgers	65	15	12	1	17	0	3	10	0	7	140
Packers	65	15	12	1	17	0	3	10	0	7	140
Opponents	61	11	13	1	24	0	2	7	0	3	116

RED-ZONE EFFICIENCY

	Regular Season	
	Packers	Opponent
Times Penetrated Opponent 20	25	13
Total Scores	21	12
Touchdowns.	13	6
Field Goals-Attempts	8-9	5-5
Touchdown Percentage520	.462
Scoring Percentage.840	.923
Turnovers	1	0
Downs	2	1
Missed Field Goals	1	0
Time Ran Out	0	0
Ended Not Trying To Score	0	0
Scores From Outside The 20	6	12
Touchdowns.	2	5
Field Goals	4	7

AVERAGE FIELD POSITION

	Regular Season	
	Packers	Opponent
Drives Started	65	61
Average Field Position	GB27	OPP30
Drives Started in Plus Territory.	5	3
Scores	4	2
Touchdowns.	1	1
Field Goals	3	1
Missed Field Goals	1	0
Blocked Field Goals	0	0
Punts	0	0
Turnovers	0	1
Turnover on Downs	0	0
Ran Out Clock.	0	0
Did Not Attempt to Score	0	0
Drives Started Inside Own 20.	19	11

GOAL-TO-GO SITUATIONS, REGULAR SEASON

	Summary							GTG Plays		Pct	
	Total	TD	Pct	FG	MFG	TO	CLK	DOWN	Plays		TD
Packers	12	7	.583	3	0	1	0	1	30	7	.233
Opponents	4	3	.750	1	0	0	0	0	11	3	.273

2016 SUPERLATIVES

LONGEST REGULAR-SEASON RETURNS

Packers

Type	Yards	Opp. Date	Player
Interception	44	vs. Det, Sept. 25	D.Randall
Kickoff	40	vs. Dal, Oct. 16	T.Montgomery
Punt	25	vs. Dal, Oct. 16	T.Davis
Kickoff	24	vs. Det, Sept. 25	T.Montgomery
Kickoff	24	vs. NYG, Oct. 9	T.Montgomery

No. of returns 20-plus yards in length: 7
 No. of returns 40-plus yards in length: 2

Opponent

Type	Yards	Opp. Date	Player
Kickoff	42	vs. NYG, Oct. 9	D.Harris
Kickoff	37	at Min, Sept. 18	C.Patterson
Kickoff	37	vs. NYG, Oct. 9	B.Rainey
Kickoff	35	vs. NYG, Oct. 9	D.Harris
Kickoff	32	at Jax, Sept. 11	C.Grant

No. of returns 20-plus yards in length: 12
 No. of returns 40-plus yards in length: 1

LONGEST REGULAR-SEASON PLAYS FROM SCRIMMAGE

Packers

Yards	Opp.	Play
49	vs. Det	A.Rodgers to J.Nelson
39	at Min	A.Rodgers to J.Nelson
33	vs. Det	A.Rodgers to R.Cobb
32	at Jax	A.Rodgers to R.Cobb
31	vs. NYG	E.Lacy run

Long run:

31	vs. NYG	E.Lacy
30	vs. Chi	T.Montgomery
28	at Jax	E.Lacy
25	vs. Det	E.Lacy
25	vs. Dal	E.Lacy

No. plays 20-plus yards: 19
 No. plays 40-plus yards: 1

Opponent

Yards	Opp.	Play
73t	vs. Det	M.Stafford to M.Jones
46	at Min	S.Bradford to S.Diggs
44	at Min	S.Bradford to S.Diggs
42	vs. Dal	D.Prescott to T.Williams
38	at Jax	B.Bortles to A.Hurns

Long run:

29	vs. Dal	E.Elliott
26	vs. Dal	L.Whitehead
25	vs. Dal	E.Elliott
24	vs. Chi	K.Carey
14	vs. NYG	B.Rainey

No. plays 20-plus yards: 26
 No. plays 40-plus yards: 4

MISCELLANEOUS

WEEKLY INACTIVES

9/11	at Jacksonville:	C.Banjo, J.Callahan, T.Davis, J.Elliott, J.Hawkins, K.Murphy, J.Pressley.
9/18	at Minnesota:	C.Banjo, J.Callahan, J.Elliott, J.Hawkins, K.Murphy, S.Shields.
9/25	Detroit:	M.Burnett, J.Callahan, L.Guion, D.Jones, C.Matthews, K.Murphy, S.Shields.
10/9	N.Y. Giants:	J.Callahan, J.Cook, K.Murphy, B.Price, D.Randall, C.Ringo, S.Shields.
10/16	Dallas:	C.Banjo, J.Cook, K.Murphy, C.Ringo, Q.Rollins, S.Shields, J.Starks.
10/20	Chicago:	J.Abbrederis, C.Banjo, J.Cook, K.Murphy, D.Randall, Q.Rollins, J.Starks.
10/30	at Atlanta:	
11/6	Indianapolis:	
11/13	at Tennessee:	
11/20	at Washington:	
11/28	at Philadelphia:	
12/4	Houston:	
12/11	Seattle:	
12/18	at Chicago:	
12/24	Minnesota:	
1/1	at Detroit:	

SEASON TOTALS: K.Murphy (6), C.Banjo (4), J.Callahan (4), S.Shields (4), J.Cook (3), J.Elliott (2), J.Hawkins (2), D.Randall (2), C.Ringo (2), Q.Rollins (2), J.Starks (2), J.Abbrederis (1), M.Burnett (1), T.Davis (1), L.Guion (1), D.Jones (1), C.Matthews (1), J.Pressley (1), B.Price (1).

TIME SPENT IN THE LEAD

Opponent	In Lead	Packers Trailing
9/11 at Jax.....	38:05	5:39
9/18 at Min.....	10:25	30:27
9/25 Det.....	56:22	0:00
10/9 NYG.....	51:18	0:00
10/16 Dal.....	0:00	55:03
10/20 Chi.....	31:55	5:19
10/30 at Atl		
11/6 Ind		
11/13 at Ten		
11/20 at Was		
11/28 at Phi		
12/4 Hou		
12/11 Sea		
12/18 at Chi		
12/24 Min		
1/1 at Det		
SEASON	3:08:05	1:36:28
SEASON AVG31:21	16:05

NON-OFFENSIVE SCORES

REGULAR SEASON

Packers (0):

Opponent (1): L.Floyd fumble recovery in end zone vs. Chi, Oct. 20.

TWO-POINT CONVERSIONS

REGULAR SEASON

Packers (0-0):

Opponent (0-0):

PENALTIES AND REPLAY CHALLENGES

PENALTY STATISTICS

	Regular Season	
	Packers	Opponent
Times Penalized after Offensive Gain	7	6
Gains Wiped Out, Offensive Penalties	18	74
Touchdowns Cost	1	0
Field Goals Cost	0	0
First Downs Lost	3	4
Intentional-Grounding Penalties	0	0
Defensive Pass Interference, Times Flagged	4	8
Yards Given Up	39	245
Defensive 3rd/4th Down Flags (kept drive alive)	2	5
Kick/Punt Return Penalties	3	1
Return Yards Wiped Out	34	10

Touchdowns nullified — GREEN BAY (1): A.Rodgers 21-yard pass to R.Cobb vs. NYG (Oct. 9).

OPPONENTS (0):

2016 REGULAR-SEASON REPLAY CHALLENGES

PACKERS (2/3)

Date, Opp.	Initial Ruling	Ruling
9/11 at Jax	Jacksonville 11 men on field	Penalty on Jax, Defensive 12 On Field, Reversed
10/20 vs. Chi	M.Barkley incomplete pass	N.Perry sacks M.Barkley for -10 yards, Reversed
10/20 vs. Chi	M.Barkley 14 pass to Z.Miller, first down	Upheld

OPPONENTS (1/1)

Date, Opp.	Initial Ruling	Ruling
10/20 vs. Chi	A.Rodgers 7 pass to T.Montgomery, first down	Upheld

REPLAY ASSISTANT (0/3)

Last two minutes of the half, overtime, turnovers and scoring plays

Date, Opp.	Initial Ruling	Ruling
10/9 vs. NYG	E.Manning 8 pass to O.Beckham, touchdown	Upheld
10/16 vs. Dal	D.Prescott 1 pass to C.Beasley, touchdown	Upheld
10/16 vs. Dal	T.Montgomery fumbles, recovered by R.Davis	Upheld

2016 REGULAR-SEASON PENALTIES ACCEPTED (35)

OFFENSE (14)

Delay of Game (3) — A.Rodgers at Jax (Sept. 11), A.Rodgers at Jax (Sept. 11), A.Rodgers vs. Chi (Oct. 20)

False Start (2) — B.Bulaga vs. Chi (Oct. 20), J.Janis vs. Chi (Oct. 20)

Holding (5) — R.Rodgers at Min (Sept. 18), T.Lang at Min (Sept. 18), J.Tretter vs. Det (Sept. 25), B.Bulaga vs. Det (Sept. 25), D.Bakhtiari vs. NYG (Oct. 9)

Ineligible Receiver Downfield (1) — T.Lang vs. Chi (Oct. 20)

Pass Interference (2) — D.Adams at Min (Sept. 18), D.Adams vs. NYG (Oct. 9)

Unsportsmanlike Conduct (1) — J.Tretter at Min (Sept. 18)

DEFENSE (14)

Defensive 12 On Field (1) — K.Fackrell vs. Dal (Oct. 16)

Encroachment (1) — L.Guion vs. Chi (Oct. 20)

Holding (2) — M.Burnett at Jax (Sept. 11), L.Guion vs. Dal (Oct. 16)

Illegal Use of Hands (1) — D.Jones vs. Dal (Oct. 16)

Offside (3) — M.Daniels at Jax (Sept. 11), C.Matthews vs. Dal (Oct. 16), D.Jones vs. Chi (Oct. 20)

Pass Interference (4) — M.Burnett at Jax (Sept. 11), D.Randall at Min (Sept. 18), D.Goodson vs. Dal (Oct. 16), M.Hyde vs. Chi (Oct. 20)

Roughing the Passer (1) — M.Daniels at Min (Sept. 18)

Unsportsmanlike Conduct (1) — N.Perry vs. Det (Sept. 25)

SPECIAL TEAMS (7)

False Start (1) — J.Spriggs vs. Chi (Oct. 20)

Holding (2) — T.Montgomery vs. NYG (Oct. 9), J.Hawkins vs. NYG (Oct. 9)

Illegal Block Above the Waist (1) — M.Evans vs. Det (Sept. 25)

Illegal Formation (1) — Team (Oct. 20)

Offside on Free Kick (1) — K.Brice vs. NYG (Oct. 9)

Unsportsmanlike Conduct (1) — J.Janis vs. NYG (Oct. 9)

TURNOVER STATISTICS AND NOTES

TURNOVER ANALYSIS

	Packers Take			Packers Give			Diff	Cum	NFC Rank	NFL Rank
	Int	Fum	Tot	Int	Fum	Tot				
Jax	1	0	1	0	0	0	+1	+1	4t	5t
Min	0	1	1	1	2	3	-2	-1	11t	19t
DET	1	0	1	0	0	0	+1	0	8t	14t
BYE	-	-	-	-	-	-	-	0	9	17
NYG	0	1	1	2	0	2	-1	-1	9t	18t
DAL	1	1	2	1	3	4	-2	-3	13	24t
CHI	2	0	2	0	1	1	+1	-2	10t	19t
Atl										
IND										
Ten										
Was										
Phi										
HOU										
SEA										
Chi										
MIN										
Det										
Total	3	3	6	4	5	9				

HOME GAMES UPPERCASED IN BOLD

Regular-Season Takeaway Breakdown

	Packers	Opponent
Total	8	10
Interceptions	5	4
Fumble Rec.	3	6
Muffed Punt Rec.	0	0
Points off Turnovers	19	13
Touchdowns	1	1
Field Goals	4	2
Didn't attempt score	1	0

REGULAR-SEASON TOUCHDOWN RETURNS

Packers (0):

Opponent (1): L.Floyd fumble recovery in end zone vs.Chi, Oct. 20.

2016 RECORD WHEN...

When...	Record	Postseason
+4 turnover margin	0-0	0-0
+3 turnover margin	0-0	0-0
+2 turnover margin	0-0	0-0
+1 turnover margin	3-0	0-0
even turnover margin	0-0	0-0
-1 turnover margin	1-0	0-0
-2 turnover margin	0-1	0-0
-3 turnover margin	0-1	0-0
-4 turnover margin	0-0	0-0
recording 0 takeaways	0-0	0-0
recording 1 takeaway	3-1	0-0
recording 2 takeaways	1-1	0-0
recording 3 takeaways	0-0	0-0
recording 4 takeaways	0-0	0-0
recording 5 takeaways	0-0	0-0
recording 0 giveaways	2-0	0-0
recording 1 giveaway	1-0	0-0
recording 2 giveaways	1-0	0-0
recording 3 giveaways	0-1	0-0
recording 4 giveaways	0-1	0-0
recording 5 giveaways	0-0	0-0
recording 0 interceptions	1-1	0-0
recording 1 interception	2-1	0-0
recording 2 interceptions	1-0	0-0
recording 3 interceptions	0-0	0-0
recording 4 interceptions	0-0	0-0
surrendering 0 interceptions	3-0	0-0
surrendering 1 interception	0-2	0-0
surrendering 2 interceptions	1-0	0-0
surrendering 3 interceptions	0-0	0-0
recovering 0 fumbles	3-0	0-0
recovering 1 fumble	1-2	0-0
recovering 2 fumbles	0-0	0-0
recovering 3 fumbles	0-0	0-0
losing 0 fumbles	3-0	0-0
losing 1 fumble	1-0	0-0
losing 2 fumbles	0-1	0-0
losing 3 fumbles	0-1	0-0

TAKEAWAY SUMMARY (8)

9/11	at Jacksonville:	J.Thomas (interception).
9/18	at Minnesota:	R.Cobb (fumble recovery).
9/25	Detroit:	D.Randall (interception).
10/9	N.Y. Giants:	K.Clark (fumble recovery).
10/16	Dallas:	M.Burnett (interception), J.Thomas (fumble recovery).
10/20	Chicago:	B.Martinez (interception), N.Perry (interception).
10/30	at Atlanta:	
11/6	Indianapolis:	
11/13	at Tennessee:	
11/20	at Washington:	
11/28	at Philadelphia:	
12/4	Houston:	
12/11	Seattle:	
12/18	at Chicago:	
12/24	Minnesota:	
1/1	at Detroit:	

SEASON TOTALS: J.Thomas 2 (fumble recovery, interception), M.Burnett 1 (interception), K.Clark 1 (fumble recovery), R.Cobb 1 (fumble recovery), B.Martinez 1 (interception), N.Perry 1 (interception), D.Randall 1 (interception).

Note: Only fumbles lost are credited. Fumbles in which the team maintained possession are not included.

GIVEAWAY SUMMARY (10)

9/11	at Jacksonville:	None.
9/18	at Minnesota:	A.Rodgers (fumble, interception), D.Adams (fumble).
9/25	Detroit:	None.
10/9	N.Y. Giants:	A.Rodgers (2 interceptions).
10/16	Dallas:	A.Rodgers (fumble, interception), T.Montgomery (fumble), J.Nelson (fumble).
10/20	Chicago:	A.Rodgers (fumble).
10/30	at Atlanta:	
11/6	Indianapolis:	
11/13	at Tennessee:	
11/20	at Washington:	
11/28	at Philadelphia:	
12/4	Houston:	
12/11	Seattle:	
12/18	at Chicago:	
12/24	Minnesota:	
1/1	at Detroit:	

SEASON TOTALS: A.Rodgers 7 (4 interceptions, 3 fumbles), D.Adams 1 (fumble), T.Montgomery 1 (fumble), J.Nelson 1 (fumble).

Note: Only fumbles lost are credited. Fumbles in which the team maintained possession are not included.

TAKEAWAY POINTS

Packers Regular Season (19)

Date	Opp.	Turnover	Result	Points
9/11	at Jax	Interception	TD	7
9/25	vs. Det	Interception	FG	3
10/9	vs. NYG	Fumble	FG	3
10/16	vs. Dal	Fumble	FG	3
10/16	vs. Dal	Interception	FG	3

Opponent Regular Season (13)

Date	Opp.	Turnover	Result	Points
10/9	vs. NYG	Interception	FG	3
10/16	vs. Dal	Interception	FG	3
10/20	vs. Chi	Fumble	TD	7

SEASON-HIGHS/W-L BREAKDOWN

INDIVIDUAL

Longest Scoring Run — 10, A.Rodgers, Sept. 18 at Minnesota
 Longest Non-Scoring Run — 31, E.Lacy, Oct. 9 vs. N.Y. Giants

Longest Scoring Pass — 29, twice, most recently A.Rodgers to D.Adams, Oct. 9 vs. N.Y. Giants
 Longest Non-Scoring Pass — 49, A.Rodgers to J.Nelson, Sept. 25 vs. Detroit

Longest Kickoff Return — 40, T.Montgomery, Oct. 16 vs. Dallas
 Longest Punt Return — 25, T.Davis, Oct. 16 vs. Dallas
 Longest Interception Return — 44, D.Randall, Sept. 25 vs. Detroit
 Longest Fumble Return — 6, J.Thomas, Oct. 16 vs. Dallas

Longest Punt — 56, J.Schum, Sept. 11 at Jacksonville

Longest Field Goal — 46, M.Crosby, Sept. 25 vs. Detroit
 Most Field Goals Attempted — 3, three times, most recently M.Crosby, Oct. 20 vs. Chicago
 Most Field Goals Made — 3, twice, most recently M.Crosby, Oct. 16 vs. Dallas

Most Touchdowns — 2, twice, most recently D.Adams, Oct. 20 vs. Chicago
 Most Rushing Attempts — 17, twice, most recently E.Lacy, Oct. 16 vs. Dallas
 Most Rushing Yards — 103, E.Lacy, Sept. 25 vs. Detroit

Most Passing Attempts — 56, A.Rodgers, Oct. 20 vs. Chicago
 Most Completions — 39, A.Rodgers, Oct. 20 vs. Chicago
 Most Passing Yards — 326, A.Rodgers, Oct. 20 vs. Chicago
 Most Touchdown Passes — 4, A.Rodgers, Sept. 25 vs. Detroit

Most Receptions — 13, D.Adams, Oct. 20 vs. Chicago
 Most Receiving Yards — 132, D.Adams, Oct. 20 vs. Chicago

Most Total Yards from Scrimmage — 155, D.Adams, Oct. 20 vs. Chicago

Most Defensive Interceptions — 1, five times, most recently B.Martinez and N.Perry, Oct. 20 vs. Chicago

Most Tackles — 10, twice, most recently M.Hyde, Oct. 9 vs. N.Y. Giants
 Most Solo Tackles — 10, M.Hyde, Sept. 25 vs. Detroit
 Most Sacks — 2.0, N.Perry, Sept. 25 vs. Detroit
 Most Passes Defensed — 2, six times, most recently L.Gunter, Oct. 20 vs. Chicago

TEAM

Offensive Most...

First Downs — 32, Oct. 20 vs. Chicago
 Rushing Attempts — 32, Oct. 9 vs. N.Y. Giants
 Rushing Yards — 147, Oct. 9 vs. N.Y. Giants
 Pass Attempts — 56, Oct. 20 vs. Chicago
 Completions — 39, Oct. 20 vs. Chicago
 TDs Thrown — 4, Sept. 25 vs. Detroit
 Ints. Thrown — 2, Oct. 9 vs. N.Y. Giants
 Net Passing Yards — 303, Oct. 20 vs. Chicago
 Offensive Plays — 81, Oct. 20 vs. Chicago
 Total Offense — 406, twice, most recently Oct. 20 vs. Chicago
 Time of Possession — 39:36, Oct. 20 vs. Chicago
 Turnovers — 4, Oct. 16 vs. Dallas
 Fumbles — 5, Oct. 16 vs. Dallas
 Fumbles Lost — 3, Oct. 16 vs. Dallas

Longest Scoring Drives

Plays — 16, twice, most recently Oct. 9 vs. N.Y. Giants
 Yards — 88, Oct. 20 vs. Chicago
 Time — 9:14, Sept. 11 at Jacksonville

Shortest Scoring Drives

Plays — 2, Sept. 25 vs. Detroit
 Yards — 0, Oct. 16 vs. Dallas
 Time — 0:32, Oct. 16 vs. Dallas

Defensive Fewest...

First Downs Allowed — 13, Oct. 20 vs. Chicago
 Rushing Att. Allowed — 15, Oct. 9 vs. N.Y. Giants
 Rushing Yards Allowed — 30, Sept. 18 at Minnesota
 Pass Att. Allowed — 26, Oct. 20 vs. Chicago
 Pass Comp. Allowed — 10, Oct. 20 vs. Chicago
 Net Passing Yards Allowed — 120, Oct. 20 vs. Chicago
 Total Plays Allowed — 45, Oct. 20 vs. Chicago
 Total Yards Allowed — 189, Oct. 20 vs. Chicago

Defensive Most...

Takeaways — 2, twice, most recently Oct. 20 vs. Chicago
 Interceptions — 2, Oct. 20 vs. Chicago
 Fumbles Forced — 2, twice, most recently Oct. 16 vs. Dallas
 Fumbles Recovered — 1, three times, most recently, Oct. 16 vs. Dallas
 Passes Defensed — 9, Oct. 20 vs. Chicago
 Sacks — 4, twice, most recently Oct. 9 vs. N.Y. Giants

	2016 regular season...			2015 regular season...			2014 regular season...			1992-present...		
	Home	Road	Overall	Home	Road	Overall	Home	Road	Overall	Home	Road	Overall
Overall	3-1	1-1	4-2	5-3	5-3	10-6	8-0	4-4	12-4	149-46-1	99-95	247-141-1
On Grass	3-1	1-0	3-1	5-3	4-3	9-6	8-0	3-0	11-0	149-46-1	57-37	205-83-1
On Artificial Surfaces	0-0	0-1	0-1	0-0	1-0	1-0	0-0	1-4	1-4	0-0	42-60	42-60
In Open-Air Stadiums	3-1	1-0	4-1	5-3	4-2	9-5	8-0	4-2	12-2	149-46-1	64-59	212-105-1
In Indoor Stadiums	0-0	0-1	0-1	0-0	1-1	1-1	0-0	0-2	0-2	0-0	35-36	35-36
vs. Division Opponents	2-0	0-1	2-1	0-3	3-0	3-3	3-0	2-1	5-1	68-17-1	47-37	115-54-1
vs. NFC	3-1	0-1	3-2	3-3	4-2	7-5	6-0	3-3	9-3	115-32-1	75-70	189-102-1
vs. AFC	0-0	1-0	1-0	2-0	1-1	3-1	2-0	1-1	3-1	34-14	24-25	58-39
When scoring first	3-0	1-1	4-1	5-2	3-0	8-2	7-0	3-2	10-2	107-19-1	60-36	166-55-1
When Opponent scored first	0-1	0-0	0-1	0-1	2-3	2-4	1-0	1-2	2-2	41-27	39-59	80-86
In overtime	0-0	0-0	0-0	0-0	0-0	0-0	0-0	0-0	0-0	5-3-1	1-5	6-8-1
When leading after first quarter	3-0	0-1	3-1	5-2	3-1	8-3	6-0	3-1	9-1	92-14-1	53-24	144-38-1
When leading at halftime	3-0	1-0	4-0	5-0	3-0	8-0	7-0	4-0	11-0	118-9	78-26	195-35
When leading after third quarter	3-0	1-0	4-0	4-0	4-0	8-0	8-0	4-0	12-0	124-5	89-22	212-27
When trailing after first quarter	0-1	0-0	0-1	0-0	1-2	1-2	1-0	0-1	1-1	26-23	18-44	44-67
When trailing at halftime	0-1	0-1	0-2	0-2	2-3	2-5	1-0	0-1	1-1	22-31-1	18-59	40-90-1
When trailing after third quarter	0-1	0-1	0-2	1-3	1-3	2-6	0-0	0-4	0-4	16-38-1	7-72	23-110-1
When tied at halftime	0-0	0-0	0-0	0-1	0-0	0-1	0-0	0-2	0-2	9-6	3-9	12-15
On Thursday	1-0	0-0	1-0	0-1	1-0	1-1	1-0	0-1	1-1	5-1	5-7	10-8
On Friday	0-0	0-0	0-0	0-0	0-0	0-0	0-0	0-0	0-0	0-0	1-0	1-0
On Saturday	0-0	0-0	0-0	0-0	0-0	0-0	0-0	0-0	0-0	1-0	2-0	3-0
On Sunday/Early Games	1-0	1-0	2-0	1-1	1-1	2-2	1-0	4-2	5-2	91-25-1	46-46	137-71-1
On Sunday/Late Afternoon Games	0-1	0-0	0-1	2-0	3-1	5-1	4-0	0-0	4-0	27-12	23-21	49-32
On Sunday/Night Games	1-0	0-1	1-1	1-1	0-1	1-2	1-0	0-1	1-1	14-3	10-6	24-9
On Monday	0-0	0-0	0-0	1-0	0-0	1-0	1-0	0-0	1-0	12-6	11-15	23-21
When Packers had 100-yard rusher	1-0	0-0	1-0	2-1	1-0	3-1	2-0	1-0	3-0	39-10-1	29-9	68-19-1
When Packers had 100-yard receiver	3-0	0-0	3-0	2-1	2-0	4-1	6-0	3-1	9-1	72-16	43-32	115-48
When Packers had 300-yard passer	1-0	0-0	1-0	1-1	0-1	1-2	5-0	2-1	7-1	37-13	31-20	68-33
When Opponent had 100-yard rusher	0-1	0-0	0-1	2-0	1-1	3-1	0-0	1-2	1-2	125-21-1	20-28	45-49-1
When Opponent had 100-yard receiver	1-0	0-1	1-1	2-0	2-2	4-2	4-0	1-0	5-0	47-16	28-35	75-51
When Opponent had 300-yard passer	1-0	1-0	2-0	1-0	0-1	1-1	2-0	0-1	2-1	24-7	16-19	40-26

TRANSACTIONS BY DATE

1/5	Signed DT William Campbell to the practice squad; Placed DE B.J. McBryde on the practice squad injured list; Signed QB Ryan Williams (reserve/future)	5/9	Signed T Jason Spriggs, TE Casey Pierce, DT Demetris Anderson, RB Brandon Burks, FB Alstavis Squirewell and G Cory Tucker; Released DT Josh Boyd, DT William Campbell, TE David Grinnage, WR Dennis Parks and T Jeremy Vujnovich	9/2	Released TE Mitchell Henry	10/13	Released QB Joe Callahan
1/15	Signed CB Robertson Daniel to the active roster from the practice squad; Placed TE Andrew Quarless on injured reserve	5/10	Signed S Marwin Evans	9/3	Released WR Geronimo Allison, LB Sam Barrington, LB Carl Bradford, LB Beniquez Brown, CB Robertson Daniel, CB Warren Gatewood, LB Reggie Gilbert, LS Rick Lovato, G Lucas Patrick, TE Casey Pierce, DT Brian Price, RB Brandon Ross, G Josh Sitton, FB Alstavis Squirewell, G Josh Walker, WR Herb Waters, S Jermaine Whitehead, QB Marquise Williams; Placed DT Tyler Kuder and C Kyle Steuck on injured reserve; Placed C Corey Linsley on reserve/physically unable to perform; Placed CB Demetri Goodson and DT Mike Pennel on reserve/suspended	10/15	Activated CB Demetri Goodson and DT Mike Pennel from exempt status; Released DT Brian Price
1/18	Signed LB Carl Bradford, DT William Campbell, TE Mitchell Henry, WR Jamel Johnson, DT Christian Ringo, G Matt Rotheram, T Jeremy Vujnovich and WR Ed Williams	5/12	Signed LB Kyler Fackrell			10/18	Signed DT Brian Price to practice squad; Released G Blake Muir; Traded for RB Knile Davis from Kansas City Chiefs; Placed CB Sam Shields on injured reserve
1/19	Signed DE B.J. McBryde	5/18	Signed S Jermaine Whitehead			10/20	Signed RB Don Jackson to the active roster; Placed RB Eddie Lacy in injured reserve
2/12	Re-signed DT Letroy Guion	5/25	Released G/T Vince Kowalski	9/5	Signed LS Brett Goode; Claimed RB Jhurrell Pressley off waivers from Minnesota Vikings; Placed CB Makinton Dorleant on injured reserve; Released RB Brandon Burks; Signed WR Geronimo Allison, LB Carl Bradford, LB Beniquez Brown, LB Reggie Gilbert, RB Don Jackson, G Blake Muir, G Lucas Patrick DT Brian Price, WR Herb Waters and S Jermaine Whitehead to the practice squad	10/24	Signed WR Geronimo Allison and S Jermaine Whitehead to the active roster; Signed WR Dez Stewart to the practice squad; Placed WR Jared Abbrederis and S Chris Banjo on injured reserve
3/2	Re-signed K Mason Crosby	5/26	Signed QB Marquise Williams; Released QB Ryan Williams				
3/8	Re-signed G Lane Taylor	6/1	Signed G Lucas Patrick; Released WR Devonte Robinson and G Cory Tucker				
3/11	Re-signed LB Nick Perry; Signed G/T Vince Kowalski	6/17	Signed DT Kenny Clark				
3/14	Signed DE Ray Drew	7/13	Signed RB Brandon Ross				
3/22	Re-signed RB James Starks	7/20	Signed CB Warren Gatewood				
3/28	Signed TE Jared Cook	7/25	Released RB Don Jackson and DE B.J. McBryde				
4/8	Released LB Nate Palmer	7/28	Signed WR Harvey Binford				
4/18	Re-signed T/G Don Barclay; Signed LB Lerenté McCray	8/2	Signed LB Derrick Mathews				
4/25	Released DE Ray Drew	8/9	Signed LS Jesse Schmitt; Released LB Manoa Pikula				
5/6	Signed WR Geronimo Allison, S Kentrell Brice, LB Beniquez Brown, QB Joe Callahan, CB Makinton Dorleant, G Jacob Flores, LB Reggie Gilbert, TE David Grinnage, CB Josh Hawkins, RB Don Jackson, T Josh James, CB Randall Jette, DT Tyler Kuder, P Peter Mortell, WR Dennis Parks, LB Manoa Pikula, DT Brian Price, WR Devonte Robinson and WR Herb Waters	8/14	Signed C Kyle Steuck; Placed LS Jesse Schmitt on injured reserve				
		8/22	Released G Matt Rotheram and LS Jesse Schmitt				
		8/23	Released T Josh James	9/7	Released TE Kennard Backman and C Jacob Flores		
		8/29	Released DT Demetris Anderson, CB Randall Jette, WR Jamel Johnson, LB Derrick Mathews, P Peter Mortell and WR Ed Williams.	9/12	Released C Kyle Steuck		
		8/30	Released WR Harvey Binford and Tim Masthay; Claimed P Jacom Schum off waivers from Tampa Bay Buccaneers; Traded LB Lerenté McCray to Buffalo Bills; Placed TE Kennard Backman, RB John Crockett, C Jacob Flores, TE Mitchell Henry and G Josh Walker on injured reserve	9/13	Signed T David Bakhtiari to contract extension		
				9/14	Released RB Jhurrell Pressley		
				9/22	Signed DT Brian Price to active roster; Signed CB Robertson Daniel to practice squad		
				9/27	Released CB Robertson Daniel		
				10/3	Signed FB Joe Kerridge to practice squad		

TRANSACTIONS BY PLAYER

Abbrederis, Jared - WR 10/24/16 Placed on injured reserve	Drew, Ray - DE 3/14/16 Signed 4/25/16 Released	Lowry, Dean - DE 5/6/16 Signed	Ross, Brandon - RB 7/13/16 Signed 9/3/16 Released
Allison, Geronimo - WR 5/6/16 Signed 9/3/16 Released 9/5/16 Signed to practice squad 10/24/16 Signed to active roster	Dorleant, Makinton - CB 5/6/16 Signed 9/5/16 Placed on injured reserve	Lovato, Rick - LS 9/3/16 Released	Rotheram, Matt - G 1/18/16 Signed 8/22/16 Released
Anderson, Demetris - DT 5/9/16 Signed 8/29/16 Released	Evans, Marwin - S 5/10/16 Signed	Martinez, Blake - LB 5/6/16 Signed	Schmitt, Jesse - LS 8/9/16 Signed 8/14/16 Placed on injured reserve 8/22/16 Released
Backman, Kennard - TE 8/30/16 Placed on injured reserve 9/7/16 Released	Fackrell, Kyler - LB 5/12/16 Signed	Masthay, Tim - P 8/29/16 Released	Schum, Jacob - P 8/30/16 Claimed off waivers from Tampa Bay Buccaneers
Bakhtiari, David - T 9/13/16 Signed contract extension	Flores, Jacob - C 5/6/16 Signed 8/30/16 Placed on injured reserve 9/7/16 Released	McBryde, B.J. - DE 1/19/16 Signed 7/25/16 Released	Shields, Sam - CB 10/18/16 Placed on injured reserve
Banjo, Chris - S 10/24/16 Placed on injured reserve	Gatewood, Warren - CB 7/20/16 Signed 9/3/16 Released	McCray, Lerenté - LB 4/18/16 Signed 8/30/16 Traded to Buffalo Bills	Sitton, Josh - G 9/3/16 Released
Barclay, Don - T/G 4/18/16 Re-signed	Gilbert, Reggie - LB 5/6/16 Signed	Mortell, Peter - P 5/6/16 Signed 8/29/16 Released	Spriggs, Jason - T 5/9/16 Signed
Barrington, Sam - LB 9/3/16 Released	Goodson, Demetri - CB 9/3/16 Released 9/5/16 Signed to practice squad	Muir, Blake - G 9/5/16 Signed to practice squad 10/18/16 Released	Squirewell, Alstavis - FB 5/9/16 Signed 9/3/16 Released
Binford, Harvey - WR 7/28/16 Signed 8/30/16 Released	Goode, Brett - LS 9/5/16 Signed	Murphy, Kyle - T 5/6/16 Signed	Starks, James - RB 3/22/16 Re-signed
Boyd, Josh - DT 5/9/16 Released	Goodson, Demetri - CB 9/3/16 Placed on Reserve/Suspended 10/15/16 Activated from exempt status	Palmer, Nate - LB 4/8/16 Released	Steuck, Kyle - C 8/14/16 Signed 9/3/16 Placed on injured reserve 9/12/16 Released
Bradford, Carl - LB 1/18/16 Signed 9/3/16 Released 9/5/16 Signed to practice squad	Grinnage, David - TE 5/6/16 Signed 5/9/16 Released	Parks, Dennis - WR 5/6/16 Signed 5/9/16 Released	Stewart, Dez - WR 10/24/16 Signed to practice squad
Brice, Kentrell - S 5/6/16 Signed	Guion, Letroy - DT 2/12/16 Re-signed	Patrick, Lucas - G 6/1/16 Signed 9/3/16 Released 9/5/16 Signed to practice squad	Taylor, Lane - G 3/8/16 Re-signed
Brown, Beniquez - LB 5/6/16 Signed 9/3/16 Released 9/5/16 Signed to practice squad	Hawkins, Josh - CB 5/6/16 Signed	Pennel, Mike - DT 9/3/16 Placed on reserve/suspended 10/15/16 Activated from exempt status	Tucker, Cory - G 5/9/16 Signed 6/1/16 Released
Burks, Brandon - RB 5/9/16 Signed 9/5/16 Released	Henry, Mitchell - TE 1/18/16 Signed 8/30/16 Placed on injured reserve 9/2/16 Released	Perry, Nick - LB 3/11/16 Re-signed	Vujnovich, Jeremy - T 1/18/16 Signed 5/9/16 Released
Callahan, Joe - QB 5/6/16 Signed 10/13/16 Released	Jackson, Don - RB 5/6/16 Signed 7/25/16 Released 9/5/16 Signed to practice squad 10/20/16 Signed to active roster	Pierce, Casey - TE 5/9/16 Signed 9/3/16 Released	Walker, Josh - G 8/30/16 Placed on injured reserve 9/3/16 Released
Campbell, William - DT 1/5/16 Signed to practice squad 1/18/16 Signed 5/9/16 Released	James, Josh - T 5/6/16 Signed 8/23/16 Released	Pikula, Manoa - LB 5/6/16 Signed 8/9/16 Released	Waters, Herb - WR 5/6/16 Signed 9/3/16 Released 9/5/16 Signed to practice squad
Clark, Kenny - DT 6/17/16 Signed	Jette, Randall - CB 5/6/16 Signed 8/29/16 Released	Pressley, Jhurrell - RB 9/5/16 Claimed off waivers from Minnesota Vikings	Whitehead, Jermaine - S 5/18/16 Signed 9/3/16 Released 9/5/16 Signed to practice squad 10/24/16 Signed to active roster
Cook, Jared - TE 3/28/16 Signed	Johnson, Jamel - WR 1/18/16 Signed 8/29/16 Released	Price, Brian - DT 5/6/16 Signed 9/3/16 Released 9/5/16 Signed to practice squad 9/22/16 Signed to active roster 10/15/16 Released 10/18/16 Signed to practice squad	Williams, Ed - WR 1/18/16 Signed 8/29/16 Released
Crockett, John - RB 8/30/16 Placed on injured reserve	Kerridge, Joe - FB 10/3/16 Signed to practice squad	Quarless, Andrew - TE 1/15/16 Placed on injured reserve	Williams, Marquise - QB 5/26/16 Signed 9/3/16 Released
Crosby, Mason - K 3/2/16 Re-signed	Kowalski, Vince - T 3/11/16 Signed 5/25/16 Released	Ringo, Christian - DT 1/18/16 Signed	Williams, Ryan - QB 1/5/16 Signed (reserve/future) 5/26/16 Released
Daniel, Robertson - CB 1/15/16 Signed to active roster 9/3/16 Released 9/22/16 Signed to practice squad 9/27/16 Released	Kuder, Tyler - DT 5/6/16 Signed 9/3/16 Placed on injured reserve	Robinson, Devonte - WR 5/6/16 Signed 6/1/16 Released	
Davis, Knile - RB 10/18/16 Traded for from Kansas City Chiefs	Lacy, Eddie - RB 10/20/16 Placed on injured reserve		
Davis, Trevor - WR 5/6/16 Signed	Linsley, Corey - C 9/3/16 Placed on reserve/physically unable to perform		

THE LAST TIME

Regular-Season Games Only

RUSHING

200 Yards Rushing, Individual

BY PACKERS — Ahman Green, Dec. 28, 2003, vs. Denver (218 yards)
BY OPPONENT — Adrian Peterson, Dec. 2, 2012, vs. Minnesota (210 yards)

100 Yards Rushing, Individual

BY PACKERS — Eddie Lacy, Sept. 25, 2016, vs. Detroit (103 yards)
BY OPPONENT — Ezekiel Elliott, Oct. 16, 2016, vs. Dallas (157 yards)

100 Yards Rushing, Individual, One Half

BY PACKERS — Eddie Lacy, Dec. 15, 2013, at Dallas (110 yards in second half)
BY OPPONENT — Matt Forte, Sept. 13, 2015, at Chicago (105 yards in first half)

100 Yards Rushing and Receiving, Individual

BY PACKERS — Never
BY OPPONENT — Darrin Nelson, Nov. 13, 1983, at Minnesota (119 yards rushing, 137 receiving)

Two 100-Yard Rushers

BY PACKERS — Ryan Grant (106 yards) and DeShawn Wynn (106 yards), Dec. 28, 2008, vs. Detroit
BY OPPONENT — Tony Dorsett (149 yards) and Robert Newhouse (101 yards), Nov. 12, 1978, vs. Dallas at Milw.

Two 100-Yard Rushers and Two 100-Yard Receivers

BY PACKERS — Ryan Grant (106 yards) and DeShawn Wynn (106), Dec. 28, 2008, vs. Detroit, Donald Driver (111 yards) and Greg Jennings (101 yards), Dec. 28, 2008, vs. Detroit*
BY OPPONENT — Never
*First time in NFL history

Four Touchdowns Rushing, Individual

BY PACKERS — Dorsey Levens, Jan. 2, 2000, vs. Arizona (8, 1, 5, 1 yards)
BY OPPONENT — DeAngelo Williams, Nov. 30, 2008, vs. Carolina (1, 1, 1, 1 yards)

Three Touchdowns Rushing, Individual

BY PACKERS — Ahman Green, Oct. 20, 2002, vs. Washington (24, 2, 8 yards)
BY OPPONENT — Jamaal Charles, Sept. 28, 2015, vs. Kansas City (9, 4, 7 yards)

Two Touchdowns Rushing, Individual

BY PACKERS — Eddie Lacy, Oct. 2, 2014, vs. Minnesota (11, 10 yards)
BY OPPONENT — Ronnie Hillman, Nov. 1, 2015, at Denver (1, 15 yards)

PASSING

400 Yards Passing, Individual

BY PACKERS — Aaron Rodgers, Oct. 26, 2014, at New Orleans (418 yards)
BY OPPONENT — Philip Rivers, Oct. 18, 2015, vs. San Diego (503 yards)

300 Yards Passing, Individual

BY PACKERS — Aaron Rodgers, Oct. 20, 2016, vs. Chicago (326 yards)
BY OPPONENT — Matthew Stafford, Sept. 25, 2016, vs. Detroit (385 yards)

Six Touchdown Passes, Individual

BY PACKERS — Aaron Rodgers, Nov. 9, 2014, vs. Chicago (1, 4, 73, 40, 56, 18 yards)
BY OPPONENT — Tommy Kramer, Sept. 28, 1986, at Minnesota (23, 13, 36, 2, 17, 7 yards)

Five Touchdown Passes, Individual

BY PACKERS — Aaron Rodgers, Sept. 28, 2015, vs. Kansas City (8, 3, 27, 4, 4, 4 yards)
BY OPPONENT — Matthew Stafford, Jan. 1, 2012, vs. Detroit (8, 13, 2, 5, 12 yards)

Four Touchdown Passes, Individual

BY PACKERS — Aaron Rodgers, Sept. 25, 2016, vs. Detroit (14, 8, 2, 17 yards)
BY OPPONENT — Matt Ryan, Dec. 8, 2014, vs. Atlanta (5, 22, 1, 2 yards)

Three Touchdown Passes, Individual

BY PACKERS — Aaron Rodgers, Oct. 20, 2016, vs. Chicago (5, 4, 2 yards)
BY OPPONENT — Dak Prescott, Oct. 16, 2016, vs. Dallas (1, 20, 4 yards)

Six Interceptions Thrown, Individual

BY PACKERS — Tom O'Malley, Sept. 17, 1950, vs. Detroit
BY OPPONENT — Don Horn, Sept. 26, 1971, vs. Denver at Milw.

Five Interceptions Thrown, Individual

BY PACKERS — Brett Favre, Oct. 30, 2005, at Cincinnati
BY OPPONENT — Rich Gannon, Oct. 28, 1990, vs. Minnesota at Milw.

Four Interceptions Thrown, Individual

BY PACKERS — Brett Favre, Dec. 25, 2005, vs. Chicago
BY OPPONENT — Nick Foles, Oct. 11, 2015, vs. St. Louis

RECEIVING

10 or More Receptions, Individual

BY PACKERS — Davante Adams (13 receptions), Randall Cobb (11) and Ty Montgomery (10), Oct. 20, 2016, vs. Chicago
BY OPPONENT — Keenan Allen, Oct. 18, 2015, vs. San Diego (14 receptions)

200 Yards Receiving, Individual

BY PACKERS — Jordy Nelson, Sept. 14, 2014, vs. N.Y. Jets (209 yards)
BY OPPONENT — Marvin Jones, Sept. 25, 2016, vs. Detroit (205 yards)

100 Yards Receiving, Individual

BY PACKERS — Davante Adams, Oct. 20, 2016, vs. Chicago (132 yards)
BY OPPONENT — Marvin Jones, Sept. 25, 2016, vs. Detroit (205 yards)

100 Yards Receiving, One Half, Individual

BY PACKERS — Jordy Nelson, Sept. 25, 2016, vs. Detroit (101 yards in first half)
BY OPPONENT — Marvin Jones, Sept. 25, 2016, vs. Detroit (111 yards in first half)

Two 100-Yard Receivers

BY PACKERS — Randall Cobb (131 yards) and Jordy Nelson (113 yards), Dec. 21, 2014, at Tampa Bay
BY OPPONENT — Calvin Johnson (244 yards) and Brandon Pettigrew (116 yards), Jan. 1, 2012, vs. Detroit

Four Touchdown Receptions, Individual

BY PACKERS — Sterling Sharpe, Nov. 24, 1994, at Dallas (1, 36, 30, 5 yards)
BY OPPONENT — Never

Three Touchdown Receptions, Individual

BY PACKERS — Randall Cobb, Sept. 28, 2015, vs. Kansas City (3, 4, 4 yards)
BY OPPONENT — Vincent Jackson, Nov. 6, 2011, at San Diego (23, 5, 29 yards)

Two Touchdown Receptions, Individual

BY PACKERS — Davante Adams, Oct. 20, 2016, vs. Chicago (5, 4 yards)
BY OPPONENT — Cole Beasley, Oct. 16, 2016, vs. Dallas (1, 4 yards)

INTERCEPTIONS

Four Interceptions, Individual

BY PACKERS — Willie Buchanon, Sept. 24, 1978, at San Diego
BY OPPONENT — Never

Three Interceptions, Individual

BY PACKERS — Tom Flynn, Oct. 28, 1984, vs. Detroit
BY OPPONENT — Vencie Glenn, Dec. 27, 1992, at Minnesota

Two Interceptions, Individual

BY PACKERS — Quinten Rollins, Oct. 11, 2015, vs. St. Louis
BY OPPONENT — Janoris Jenkins, Oct. 9, 2016, vs. N.Y. Giants

Interception Returned for Touchdown

BY PACKERS — Damarious Randall, Dec. 20, 2015, at Oakland (43 yards)
BY OPPONENT — Cortez Allen, Dec. 22, 2013, vs. Pittsburgh (40 yards)

TOUCHDOWNS

Five Touchdowns, Individual

BY PACKERS — Paul Hornung, Dec. 12, 1965, at Baltimore (2-, 9-, 3-yard runs; 50-, 65-yard receptions)
BY OPPONENT — Never

Four Touchdowns, Individual

BY PACKERS — Dorsey Levens, Jan. 2, 2000, vs. Arizona (8-, 1-, 5-, 1-yard runs)
BY OPPONENT — DeAngelo Williams, Nov. 30, 2008, vs. Carolina (1-, 1-, 1-, 1-yard runs)

Three Touchdowns, Individual

BY PACKERS — Randall Cobb, Sept. 28, 2015, vs. Kansas City (3-, 4-, 4-yard receptions)
BY OPPONENT — Jamaal Charles, Sept. 28, 2015, vs. Kansas City (9-, 4-, 7-yard runs)

THE LAST TIME

FIELD GOALS/PATS

Five Field Goals Made, Individual

BY PACKERS — Mason Crosby, Nov. 22, 2015, at Minnesota (42, 47, 40, 42, 52 yards)

BY OPPONENT — Dan Bailey, Dec. 15, 2013, at Dallas (47, 23, 43, 50, 50 yards)

Four Field Goals Made, Individual

BY PACKERS — Mason Crosby, Nov. 22, 2015, at Minnesota (42, 47, 40, 42, 52 yards)

BY OPPONENT — Dan Carpenter, Dec. 14, 2014, at Buffalo (27, 51, 35, 48 yards)

60-Yard Field Goal

BY PACKERS — Never

BY OPPONENT — David Akers, Sept. 9, 2012, vs. San Francisco (63 yards)

50-Yard Field Goal

BY PACKERS — Mason Crosby, Nov. 26, 2015, vs. Chicago (50 yards)

BY OPPONENT — Matt Prater, Sept. 25, 2016, vs. Detroit (50 yards)

Blocked Field-Goal Attempt

BY PACKERS — Datone Jones, Oct. 11, 2015, vs. St. Louis (50-yard Greg Zuerlein attempt)

BY OPPONENT — Akiem Hicks, Oct. 20, 2016, vs. Chicago (31-yard Mason Crosby attempt)

Two-Point Conversion

BY PACKERS — James Jones, Dec. 27, 2015, at Arizona (pass from Aaron Rodgers)

BY OPPONENT — Travis Kelce, Sept. 28, 2015, vs. Kansas City (pass from Alex Smith)

Point After Touchdown Missed

BY PACKERS — Mason Crosby, Oct. 20, 2016, vs. Chicago (third attempt, wide right)

BY OPPONENT — Blair Walsh, Nov. 22, 2015, at Minnesota (first attempt, wide right)

Blocked Point After Touchdown

BY PACKERS — Datone Jones, Sept. 22, 2013, at Cincinnati (Mike Nugent, fourth attempt)

BY OPPONENT — Ra'Shede Hageman, Dec. 8, 2014, vs. Atlanta (Mason Crosby, fifth attempt)

PUNTING

70-Yard Punt

BY PACKERS — Tim Masthay, Dec. 18, 2011, at Kansas City (71 yards)

BY OPPONENT — Jon Ryan, Sept. 24, 2012, at Seattle (73 yards)

60-Yard Punt

BY PACKERS — Tim Masthay, Dec. 3, 2015, at Detroit (62 yards)

BY OPPONENT — Dustin Colquitt, Sept. 28, 2015, vs. Kansas City (61 yards)

Blocked Punt

BY PACKERS — Jamari Lattimore, Nov. 4, 2013, vs. Chicago (Adam Podlesh, punter)

BY OPPONENT — Bryan Braman, Nov. 16, 2014, vs. Philadelphia (Tim Masthay, punter)

10 Punts, Individual

BY PACKERS — Jon Ryan, Nov. 19, 2006, vs. New England (10 punts; 459 yards)

BY OPPONENT — Chris Kluwe, Dec. 21, 2006, vs. Minnesota (10 punts; 434 yards)

No Punts

BY PACKERS — Oct. 26, 2014, at New Orleans

BY OPPONENT — Oct. 26, 2014, at New Orleans

OTHER SPECIAL TEAMS

Kickoff Returned for Touchdown

BY PACKERS — Randall Cobb, Sept. 8, 2011, vs. New Orleans (108 yards)

BY OPPONENT — Chris Williams, Nov. 9, 2014, vs. Chicago (101 yards)

Punt Returned for Touchdown

BY PACKERS — Micah Hyde, Dec. 28, 2014, vs. Detroit (55 yards)

BY OPPONENT — Marcus Thigpen, Dec. 14, 2014, at Buffalo (75 yards)

Blocked (Opponent) Field Goal Returned for Touchdown

BY PACKERS — Willie Buchanon, Dec. 17, 1972, at New Orleans (57 yards)

BY OPPONENT — Shawn Springs, Nov. 1, 1999, vs. Seattle (61 yards)

Blocked Punt Returned for Touchdown

BY PACKERS — Dezman Moses, Oct. 28, 2012, vs. Jacksonville (0 yards; Bryan Anger, punter)

BY OPPONENT — DeVier Posey, Oct. 14, 2012, at Houston (0 yards; Tim Masthay, punter)

Recovered Own Onside Kick Attempt

BY PACKERS — Damarius Randall, Nov. 15, 2015, vs. Detroit (Mason Crosby, kicker)

BY OPPONENT — Darrell Stuckey, Nov. 6, 2011, at San Diego (Nick Novak, kicker)

OTHER DEFENSE

Shutout Posted

BY PACKERS — Oct. 31, 2010, at N.Y. Jets (9-0)

BY OPPONENT — Nov. 19, 2006, vs. New England (35-0)

Fumble Returned for Touchdown

BY PACKERS — Casey Hayward, Nov. 16, 2014, vs. Philadelphia (49 yards)

BY OPPONENT — Leonard Floyd, Oct. 20, 2016, vs. Chicago (0 yards)

Safety Scored

BY PACKERS — Team, Dec. 28, 2014, vs. Detroit (Matthew Stafford penalized for intentional grounding in end zone)

BY OPPONENT — Malik Jackson, Nov. 1, 2015, at Denver (Richard Rodgers tackled in end zone)

Five Sacks, Individual

BY PACKERS — Vonnie Holliday, Dec. 22, 2002, vs. Buffalo

BY OPPONENT — Antwan Odom, Sept. 20, 2009, vs. Cincinnati

Four Sacks, Individual

BY PACKERS — Kabeer Gbaja-Biamila, Jan. 2, 2005, at Chicago

BY OPPONENT — Chris Clemons, Sept. 24, 2012, at Seattle

Three Sacks, Individual

BY PACKERS — A.J. Hawk, Oct. 13, 2013, at Baltimore

BY OPPONENT — Dwight Freeney, Dec. 27, 2015, at Arizona

MISCELLANEOUS

No Penalties

BY PACKERS — Nov. 4, 2013, vs. Chicago

BY OPPONENT — Dec. 14, 1997, at Carolina

Game Without Touchdown

BY PACKERS — Dec. 12, 2010, at Detroit

BY OPPONENT — Oct. 4, 2015, at San Francisco

50 Points, Game

BY PACKERS — 53, Nov. 16, 2014, vs. Philadelphia

BY OPPONENT — 51, Nov. 24, 2008, at New Orleans

40 Points, Game

BY PACKERS — 43, Dec. 8, 2014, vs. Atlanta

BY OPPONENT — 44, Oct. 26, 2014 at New Orleans

500 Yards Total Offense

BY PACKERS — 502, Dec. 8, 2014, vs. Atlanta

BY OPPONENT — 500, Nov. 1, 2015, at Denver

Tie Game

Green Bay 26, Minnesota 26, Nov. 24, 2013

GREEN BAY 27 JACKSONVILLE 23

EverBank Field, Sunday, Sept. 11, 2016. Attendance: 63,179. Time: 3:10. Weather: 90° F, Humidity: 55 percent. Wind: N 3 mph **GAME 1**

JACKSONVILLE: RB — Aaron Rodgers was far from impressed with his season opener. He was concerned that Green Bay's offense wasn't effective early and had some struggles in the red zone. Nonetheless, the Packers' harshest critic was a big reason they won a close game on the road in sweltering heat. Rodgers threw two touchdown passes and ran for another score, leading Green Bay to a 27-23 victory against the Jacksonville Jaguars in the team's season opener Sunday.

Rodgers looked every bit like a two-time league MVP. He extended plays with his feet, escaped sacks and was accurate all over the field. Rodgers completed 20 of 24 passes for 199 yards, with TD passes to Jordy Nelson and Darriane Adams. He was sacked once for no yards and didn't turn it over.

He helped the Packers win their second opener in the last five years. This one came on a hot and humid day that left some players cramping and others completely exhausted. Nelson played his first game since tearing the anterior cruciate ligament in his right knee in the 2015 preseason. The injury significantly impacted Rodgers, who lost his best deep threat, and the offense, which fell to 23rd in the league and tied for 25th in passing.

Nelson finished with six receptions for 32 yards, including a 6-yard TD in the second quarter. The Jaguars mounted a late drive that came up short on a fourth-and-1 play at the Packers' 14. The Jaguars had converted their previous three fourth-down plays, but Allen Hurns failed to move the sticks on a bubble screen. Blake Bortles completed 24 of 39 passes for 320 yards with a touchdown and an interception.

With 13 seconds left in the first half, Adams hauled in a 29-yarder that was vintage Rodgers, who managed to get rid of the ball with a defender tugging at his jersey and still got enough on it to reach the end zone. Jaguars' turning back Chris Ivory was hospitalized Sunday with a "general medical issue" and was inactive for the opener. Ivory was taken by ambulance from the team hotel to a local hospital early Sunday. He was limited in three practices this week because of a calf injury, but the team said that was not related to his hospital stay.

Jaguars receiver Allen Robinson finished with six catches for 72 yards, but there were nine more passes thrown his way.

Green Bay Packers		Jacksonville Jaguars	
Offense	Defense	Offense	Defense
WR 87 Nelson	NT 98 Lutton	WR 15 A.Robinson	LEO 56 D.Fowler
LT 69 D.Shkiri	DT 76 M.Daniels	TE 80 J.Thomas	DT 90 M.Jackson
LG 65 L.Taylor	LOLB 52 C.Matthews	LT 68 B.Beachum	DT 97 R.Miller
C 73 J.Treter	ILB 47 J.Ryan	LG 76 L.Loebckel	DE 95 J.Ohrick
RG 68 70 T.Lano	ILB 50 B.Martinez	C 65 B.Linder	WLB 50 T.Smith
RT 75 B.Bulaga	ROLB 53 N.Berry	ROLB 50 A.Cann	MLB 51 P.Posislany
TE 89 J.Cook	LCB 23 D.Handall	RT 78 J.Paneil	LCB 31 D.House
WR 18 R.Cobb	RCB 37 S.Shields	TE 89 M.Lewis	FS 39 T.Gipson
WR 17 D.Adams	SS 42 M.Burnett	WR 88 A.Hurns	SS 37 J.Gipson
CB 12 A.Rodgers	FS 21 H.Chilton-Dix	FS 5 B.Bortles	CB 20 J.Ramsey
RB 27 E.Alary	CB 24 O.Rollins	RB 24 T.Yeldon	CB 21 P.Aminamara

GREEN BAY SUBSTITUTIONS — K 2 M.Crosby, P 10 J.Schum, FB 22 A.Ripkowski, S 25 M.Evans, S 29 K.Brice, DB 33 M.Hyde, CB 36 L.Gunter, FB 44 J.Starks, LB 48 J.Thomas, LB 51 K.Fackell, LB 56 J.Peppers, LS 61 B.Goode, TG 67 D.Barclay, 178 J.Spagnoli, TE 80 J.Perilo, TE 82 R.Rodgers, WR 83 J.Adams, WR 84 J.Abdulredens, WR 88 T.Morgengruy, DE 94 D.Lovry, DE/LB 95 D.Jones, DT 97 K.Clark, DT 99, **DID NOT PLAY** — OB 7 B.Hundley, **INACTIVES** — OB 6 J.Callahan, WR 11 T.Davis, RB 25 J.Presley, CB 28 J.Hawkins, S 32 C.Banjo, T 68 K.Murphy, LB 91 J.Elliott.

Green Bay Packers		Jacksonville Jaguars		FIELD GOALS (made () & missed)		
Team	Qtr	Time	Play Description (Extra Point/Drive Info)	Qtr	Time	Play Description (Extra Point/Drive Info)
Packers	1	9:30	A.Rodgers 6 yd run (M.Crosby kick) (6-29, 3:05)	1	14	J.Myers
Jaguars	1	7:48	J.Myers 26 yd run (M.Crosby kick) (3-48, 1:24)	1	10	J.Myers
Jaguars	1	3:05	J.Thomas 26 yd pass from A.Rodgers (M.Crosby kick) (9-75, 4:43)	2	3	
Packers	2	1:09	J.Thomas 22 yd pass from A.Rodgers (M.Crosby kick) (7-75, 1:56)	3	3	
Packers	2	0:13	D.Adams 29 yd pass from A.Rodgers (M.Crosby kick) (5-75, 0:56)	4	4	
Jaguars	3	10:12	M.Crosby 25 yd Field Goal (10-54, 3:57)	4	3	
Packers	3	6:15	J.Myers 39 yd Field Goal (13-68, 4:48)	2	3	
Jaguars	4	12:01	M.Crosby 20 yd Field Goal (16-73, 8:14)	3	3	
Packers	4	5:12	J.Myers 50 yd Field Goal (14-37, 6:49)	3	3	

GREEN BAY DEFENSIVE STATISTICS (Official)																				
UT	A	TEL	TT	SK	QBH	FF	FR	INT	PD	UT	A	TEL	TT	SK	QBH	FF	FR	INT	PD	
M.Burnett	9	0	1	9	1-8	0	0	0	0	M.Daniels	1	1	1	2	0-0	1	0	0	0-0	0
B.Martinez	5	4	0	9	0-0	0	0	0	0	L.Gunter	1	1	0	0-0	0	0	0	0	0-0	0
D.Handall	6	2	0	8	0-0	0	0	0	0	Q.Rollins	1	1	0	2	0-0	0	0	0	0-0	2
J.Ryan	4	4	0	8	0-0	0	0	0	0	K.Clark	1	0	1	0-0	0	0	0	0	0-0	0
H.Chilton-Dix	4	1	0	5	0-0	1	0	0	0	M.Hyde	1	0	0	1	0-0	0	0	0	0-0	0
S.Shields	4	1	0	5	0-0	0	0	0	0	J.Peppers	1	0	1	0-0	0	0	0	0	0-0	0
C.Matthews	3	1	2	4	1-10	1	0	0	0	C.Ringo	0	0	1	1	0-0	0	0	0	0-0	0
L.Gunton	2	2	2	4	0-0	0	0	0	0	D.Jones	0	0	0	0	0-0	1	0	0	0-0	0
N.Perry	3	0	2	3	1-2	4	0	0	0	Totals	47	21	9	68	3-20	7	1	0	1-9	7
J.Thomas	2	1	0	3	0-0	0	0	0	0											

GREEN BAY DEFENSIVE STATISTICS (Official)																			
ATT	CMP	YDS	SKYD	TD	LG	INT	IN	RT	RT	ATT	CMP	YDS	SKYD	TD	LG	INT	IN	RT	RT
Passing	34	20	199	1/0	2	32	0	95:1	95:1	Passing	39	24	320	3/20	1	38	1	85:4	85:4
A.Rodgers	34	20	199	1/0	2	32	0	95:1	95:1	B.Bortles	24	24	320	3/20	1	38	1	85:4	85:4
Total	34	20	199	1/0	2	32	0	95:1	95:1	Total	39	24	320	3/20	1	38	1	85:4	85:4

GREEN BAY DEFENSIVE STATISTICS (Official)																			
NO	YDS	AVG	NET	FB	LG	INT20	LG	TD	LG	NO	YDS	AVG	NET	FB	LG	INT20	LG	TD	LG
Punting	4	184	46.0	42.5	0	0	0	56	56	Punting	2	123	62.5	62.5	0	0	2	67	67
J.Schum	4	184	46.0	42.5	0	0	0	56	56	B.Mortman	2	123	62.5	62.5	0	0	2	67	67
Total	4	184	46.0	42.5	0	0	0	56	56	Total	2	123	62.5	62.5	0	0	2	67	67

GREEN BAY DEFENSIVE STATISTICS (Official)															
NO	YDS	AVG	FC	LG	TD	NO	YDS	AVG	FC	LG	TD				
Kick Returns	0	0.0	0	0	0	Kick Returns	2	51	25.5	0	0				
Total	0	0.0	0	0	0	Total	2	51	25.5	0	0				

GREEN BAY DEFENSIVE STATISTICS (Official)															
NO	YDS	AVG	FC	LG	TD	NO	YDS	AVG	FC	LG	TD				
Fumbles	1	0	0	0	0	Fumbles	1	0	0	0	0				
J.Thomas	1	0	0	0	0	A.Robinson	0	0	0	0	0				
Total	1	0	0	0	0	Total	1	0	0	0	0				

GREEN BAY DEFENSIVE STATISTICS (Official)															
NO	YDS	AVG	FC	LG	TD	NO	YDS	AVG	FC	LG	TD				
Punt Returns	2	0	0.0	0	0	Punt Returns	1	14	14.0	1	14				
Total	2	0	0.0	0	0	Total	1	14	14.0	1	14				

GREEN BAY DEFENSIVE STATISTICS (Official)															
NO	YDS	AVG	FC	LG	TD	NO	YDS	AVG	FC	LG	TD				
Kick Returns	1	14	14.0	14	0	Kick Returns	2	51	25.5	0	0				
J.Montgomery	1	14	14.0	14	0	C.Grant	5	0	0.0	0	0				
Total	1	14	14.0	14	0	Total	5	0	0.0	0	0				

GREEN BAY DEFENSIVE STATISTICS (Official)																
Own	Lost	Rec	Yds	TD	FF	Rec	Yds	TD	FF	Rec	Yds	TD	FF	Rec	Yds	TD
Fumbles	1	0	0	0	0	Fumbles	1	0	0	0	0	0	0	0	0	0
J.Thomas	0	0	0	0	0	A.Robinson	0	0	0	0	0	0	0	0	0	0
Total	1	0	0	0	0	Total	1	0	0	0	0	0	0	0	0	0

GREEN BAY DEFENSIVE STATISTICS (Official)																							
TOTAL	FIRST DOWNS	By Rushing	By Passing	By Penalty	THIRD-DOWN EFFICIENCY	FOURTH-DOWN EFFICIENCY	TOTAL NET YARDS	Total Offensive Plays	Average gain per offensive play	NET YARDS RUSHING	Total Rushing Plays	Average gain per rushing play	TACKLES	TACKLES FOR A LOSS	NET YARDS PASSING	Times thrown - Yards lost	GROSS YARDS PASSING	PASS ATT-COMP-INT	Average gain per pass play	KICKOFFS	Number in EZ-Touchbacks	PUNTS	Number and Average
TOTAL	18	6	10	2	7-14-50%	1-1-100%	294	60	4.9	95	25	3.8	199	19	320	3-20	320	39-24-1	7.1	6-6-4	4-4-0	0	

GREEN BAY DEFENSIVE STATISTICS (Official)																
Own	Lost	Rec	Yds	TD	FF	Rec	Yds	TD	FF	Rec	Yds	TD	FF	Rec	Yds	TD
Fumbles	1	0	0	0	0	Fumbles	1	0	0	0	0	0	0	0	0	0
J.Thomas	0	0	0	0	0	A.Robinson	0	0	0	0	0	0	0	0	0	0
Total	1	0	0	0	0	Total	1	0	0	0	0	0	0	0	0	0

EGS - PATS	had blocked	NET PUNTING	AVERAGE	(not inc. kickoffs)	NO. AND YARDS	KICKOFF RETURNS	NO. AND YARDS	INTERCEPTION RETURNS	NO. AND YARDS	SAFETIES	FINAL SCORE	TIME OF POSSESSION
EGS - PATS	had blocked	NET PUNTING	AVERAGE	(not inc. kickoffs)	NO. AND YARDS	KICKOFF RETURNS	NO. AND YARDS	INTERCEPTION RETURNS	NO. AND YARDS	SAFETIES	FINAL SCORE	TIME OF POSSESSION
	0-0	42.5	62.5	62.5	1-14	2-51	1-19	1-14	1-14	27	23	31:23

GREEN BAY, Wis. — The timing is back for quarterback Aaron Rodgers and the rest of Green Bay's offense. The Packers' pass defense might need a little work, though.

Rodgers threw for 205 yards and four touchdowns, including two in the first half to Jordy Nelson, and the Packers snapped out of their offensive funk before holding off the Detroit Lions for a 34-27 win Sunday.

Rodgers was 15 of 24, leading the Packers to touchdowns on their first three series. Nelson had 101 yards on six catches, returning to the form that made him one of the NFL's best receivers before missing the 2015 season with a knee injury.

They moved the ball on the Lions' short-handed defense with ease in the first half. The Packers (-2) led 31-10 at halftime before the Lions slowly chopped away.

Marion Jones' 35-yard touchdown catch with 3:34 left got Detroit (1-2) within seven. But Rodgers had a critical 11-yard run on third-and-8 from the Packers' 27 with 3:22 left to effectively seal the win.

Jones had a career-high 205 yards on six receptions. Matthew Stafford passed for 385 yards and three scores for the Lions, who held advantages in total yardage (418-324) and time of possession, holding the ball for 35 minutes.

But the Packers burned the secondary with big plays to build a big lead, and Eddie Lacy ran for 103 yards on 17 carries.

Coach Mike McCarthy and Rodgers heard questions about the out-of-sync passing game following the 17-14 loss last week to Minnesota.

Now the Packers head into an early bye week with renewed confidence after a successful opener at Lambeau field.

The Lions gained chunks of yardage in the second half after being forced to play catch-up following Green Bay's big early lead. The Packers' defense was also missing four starters, including linemen Cley Matulis and Nate Herbig.

Stafford found holes over the middle of the field. He connected with Jones for a 23-yard completion on the first play from scrimmage in the second half to the Detroit 46.

But Green Bay's staunch run defense had another big day, albeit against a Lions offense playing without injured tailback Ameer Abdullah. Detroit managed just 50 yards on 23 carries, with a team-high 38 yards on 10 carries by Dwayne Washington.

Jones gave the Lions a boost going into halftime with a 73-yard touchdown pass from Stafford to get Detroit within 31-10. He stiff-armed cornerback Josh Hawkins before sprinting untouched 45 yards into the end zone.

The Packers' offense accomplished two of McCarthy's bigger goals for this week: Receivers worked the middle of the field, and Lacy got more carries in the running game. Nelson was lined up in the slot on his 8-yard touchdown catch in the first quarter, when Rodgers pump-faked, then stepped up in the pocket to find Nelson. Lacy looked rejuvenated as he bounced off defenders for a 25-yard run in the second quarter.

OFFICIALS — Referee: Carl Chambers (61); Umpire: Rippen Fowler (71); Head Linesman: Kent Payne (79); Line Judge: Tim Podzaza (47); Side Judge: Jon Luchiansky (89); Field Judge: Brad Freeman (88); Back Judge: Jim Quijk (63); Replay Official: Charles Stewart

Detroit Lions		Green Bay Packers	
Offense	Defense	Offense	Defense
WR 15 G. Tate	DE 98 D. Taylor	WR 67 J. Nelson	NT 97 K. Clark
LT 68 T. Decker	DT 93 T. Walker	LT 69 D. Bakhtiari	DT 76 M. Daniels
LG 72 L. Tomlinson	DT 92 H. Ngata	LG 66 L. Taylor	LOLB 56 J. Peppers
C 64 T. Swanson	DE 61 K. Hyder	C 73 J. Fryer	ILB 47 J. Ryan
RG 75 L. Warford	OLB 50 T. Ambrister	RG 70 T. Lang	ILB 50 B. Martin
RT 71 R. Ruff	OLB 59 T. Whitnaker	RT 75 B. Bulaga	ROLB 53 N. Perry
TE 85 E. Johnson	OLB 33 K. Van Noy	TE 82 K. Rodgers	LOB 23 D. Randall
WR 11 M. Jones	CB 23 D. Slay	WR 18 R. Cobb	RQB 36 M. Hyde
WR 80 A. Boldin	CB 24 N. Lawson	SS 21 A. Rodgers	SS 21 A. Rodgers
QB 9 M. Stafford	SS 32 T. Wilson	FB 27 E. Lacy	FB 27 A. Ripkowski
RB 25 T. Riddick	FS 27 G. Dunn	FB 22 A. Ripkowski	CB 24 O. Jones

GREEN BAY SUBSTITUTIONS — K 2 M. Crosby, P 10 J. Schum, WR 11 T. Davis, WR 17 D. Adams, S 25 M. Evans, CB 28 J. Hawkins, S 29 K. Brice, S 32 C. Bamg, RB 44 J. Thomas, LB 51 K. Fackell, LB 67 D. Barclay, T 78 J. Spriggs, TE 80 J. Perillo, WR 83 J. James, WR 84 J. Jabberies, WR 88 T. Montgomery, TE 89 J. Elliott, DE 94 D. Lowry, DT 96 B. Price, DT 99 C. Ringo, **DID NOT PLAY —** QB 7 B. Hundley, **INACTIVES —** QB 6 J. Callahan, CB 37 S. Shields, S 42 M. Burnett, LB 52 C. Matthews, T 68 K. Murphy, DE/LB 95 D. Jones, DT 98 L. Guion.

FIELD GOALS (made / & missed)		(36) (46)	
M. Prater	(4/2) (43WR (50))	M. Crosby	(3/3) (40)
HOME:	DETROIT LIONS	GREEN BAY PACKERS	HOME
VISITOR: Detroit Lions	1	2	3
HOME: Green Bay Packers	3	7	7
	14	17	3
	0	0	0
	0	0	0

TEAM	QT	TIME	PLAY DESCRIPTION (Extra Point/Drive Info)	ATT	TEL	TI	SK	QBH	FF	FB	INT	TD	TOTAL
Lions	1	11:22	D. Adams 14 yd pass from A. Rodgers (M. Crosby kick) (8-75, 3:38)	2	0	1	2	0	0	0	0	0	27
Packers	1	2:45	M. Prater 42 yd Field Goal (15-52, 8:37)	3	7	7	0	0	0	0	0	1	34
Lions	1	1:10	J. Nelson 8 yd pass from A. Rodgers (M. Crosby kick) (2-67, 0:47)	0	0	0	0	0	0	0	0	0	7
Packers	1	2:45	J. Nelson 8 yd pass from A. Rodgers (M. Crosby kick) (2-67, 0:47)	3	3	3	0	0	0	0	0	0	7
Packers	2	14:46	R. Rodgers 2 yd pass from A. Rodgers (M. Crosby kick) (7-57, 3:53)	3	3	3	0	0	0	0	0	0	14
Packers	2	10:41	M. Crosby 36 yd Field Goal (4-7, 0:59)	3	3	3	0	0	0	0	0	0	21
Packers	2	1:10	J. Nelson 17 yd pass from A. Rodgers (M. Crosby kick) (2-75, 0:38)	3	3	3	0	0	0	0	0	0	24
Lions	3	8:23	M. Jones 73 yd pass from M. Stafford (M. Prater kick) (12-77, 6:37)	10	10	10	0	0	0	0	0	0	31
Lions	3	3:14	A. Boldin 2 yd pass from M. Stafford (M. Prater kick) (10-50, 5:42)	17	17	17	0	0	0	0	0	0	31
Packers	4	12:32	M. Crosby 46 yd Field Goal (9-47, 5:09)	17	17	17	0	0	0	0	0	0	34
Lions	4	3:34	M. Prater 55 yd pass from M. Stafford (M. Prater kick) (6-62, 1:31)	20	20	20	0	0	0	0	0	0	34

ATT	CMP	YDS	SKYD	TD	LG	INT	RT
41	28	385	3/17	3	73	1	112.3
41	28	385	3/17	3	73	1	112.3

ATT	CMP	YDS	SKYD	TD	LG	INT	RT
41	28	385	3/17	3	73	1	112.3
41	28	385	3/17	3	73	1	112.3

NO	YDS	AVG	NET	TB	INT20	LG	TD
2	95	47.5	47.0	0	0	49	49
2	95	47.5	47.0	0	0	49	49

NO	YDS	AVG	FC	LG	TD	TD
2	16	8.0	0	15	0	0
2	16	8.0	0	15	0	0

NO	YDS	AVG	FC	LG	TD	TD
3	68	22.7	0	25	0	0
3	68	22.7	0	25	0	0

OWN	LOST	REC	YDS	TD	FF	REC	YDS	TD	BDS	OUT
0	0	0	0	0	0	0	0	0	0	0

OWN	LOST	REC	YDS	TD	FF	REC	YDS	TD	BDS	OUT
0	0	0	0	0	0	0	0	0	0	0

NO	YDS	AVG	NET	TB	INT20	LG	TD
2	83	41.5	33.5	0	1	43	43
2	83	41.5	33.5	0	1	43	43

NO	YDS	AVG	FC	LG	TD	TD
1	24	24.0	0	24	0	0
1	24	24.0	0	24	0	0

OWN	LOST	REC	YDS	TD	FF	REC	YDS	TD	BDS	OUT
0	0	0	0	0	0	0	0	0	0	0

NO	YDS	AVG	NET	TB	INT20	LG	TD
6	101	16.8	8	49	2	44	44
6	101	16.8	8	49	2	44	44

NO	YDS	AVG	NET	TB	INT20	LG	TD
24	15	205	2/4	4	49	0	129.3
24	15	205	2/4	4	49	0	129.3

NO	YDS	AVG	NET	TB	INT20	LG	TD
15	205	2/4	4	49	0	129.3	129.3
15	205	2/4	4	49	0	129.3	129.3

NO	YDS	AVG	NET	TB	INT20	LG	TD
15	205	2/4	4	49	0	129.3	129.3
15	205	2/4	4	49	0	129.3	129.3

NO	YDS	AVG	NET	TB	INT20	LG	TD
24	15	205	2/4	4	49	0	129.3
24	15	205	2/4	4	49	0	129.3

NO	YDS	AVG	NET	TB	INT20	LG	TD
24	15	205	2/4	4	49	0	129.3
24	15	205	2/4	4	49	0	129.3

NO	YDS	AVG	NET	TB	INT20	LG	TD
24	15	205	2/4	4	49	0	129.3
24	15	205	2/4	4	49	0	129.3

NO	YDS	AVG	NET	TB	INT20	LG	TD
24	15	205	2/4	4	49	0	129.3
24	15	205	2/4	4	49	0	129.3

NO	YDS	AVG	NET	TB	INT20	LG	TD
24	15	205	2/4	4	49	0	129.3
24	15	205	2/4	4	49	0	129.3

NO	YDS	AVG	NET	TB	INT20	LG	TD
24	15	205	2/4	4	49	0	129.3
24	15	205	2/4	4	49	0	129.3

NO	YDS	AVG	NET	TB	INT20	LG	TD
24	15	205	2/4	4	49	0	129.3
24	15	205	2/4	4	49	0	129.3

NO	YDS	AVG	NET	TB	INT20	LG	TD
24	15	205	2/4	4	49	0	129.3
24	15	205	2/4	4	49	0	129.3

NO	YDS	AVG	NET	TB	INT20	LG	TD
24	15	205	2/4	4	49	0	129.3
24	15	205	2/4	4	49	0	129.3

NO	YDS	AVG	NET	TB	INT20	LG	TD
24	15	205	2/4	4	49	0	129.3
24	15	205	2/4	4	49	0	129.3

NO	YDS	AVG	NET	TB	INT20	LG	TD
24	15	205	2/4	4	49	0	129.3
24	15	205	2/4	4	49	0	129.3

NO	YDS	AVG	NET	TB	INT20	LG	TD
24	15	205	2/4	4	49	0	129.3
24	15	205	2/4	4	49	0	129.3

NO	YDS	AVG	NET	TB	INT20	LG	TD
24	15	205	2/4	4	49	0	129.3
24	15	205	2/4	4	49	0	129.3

NO	YDS	AVG	NET	TB	INT20	LG	TD
24	15	205	2/4	4	49	0	129.3
24	15	205	2/4	4	49	0	129.3

NO	YDS	AVG	NET	TB	INT20	LG	TD
24	15	205	2/4	4	49	0	129.3
24	15	205	2/4	4	49	0	129.3

NO	YDS	AVG	NET	TB	INT20	LG	TD
24	15	205	2/4	4	49	0	129.3
24	15	205	2/4	4	49	0	129.3

NO	YDS	AVG	NET	TB	INT20	LG	TD
24	15	205	2/4	4	49	0	129.3
24	15	205	2/4	4	49	0	129.3

GREEN BAY, Wis. (AP)—The Green Bay Packers got pushy on both sides of the line of scrimmage against the New York Giants. The offensive line kept Aaron Rodgers clean in the pocket and helped drive the running attack. The defensive line is playing so well that the MVP quarterback is taking notice.

A little more consistency in the passing game, and the Packers could be a force again in the playoffs. Rodgers threw for 259 yards and two touchdown passes, and Green Bay's defense disrupted Eli Manning and limited Odell Beckham Jr. in a 23-16 win on Sunday night.

Manning was 18 of 35 for 199 yards and was sacked three times. The Giants (-2-3) lost their third straight game, and the offense has struggled in road losses at Minnesota and Green Bay the last two weeks.

The Packers' defense contained the Giants in the red zone, holding New York to three field goals until late in the fourth quarter. Green Bay's second-ary played well, especially considering the Packers' (3-1) were without starting cornerbacks Sam Shields (concussion) and Damarius Randall (gion).

The Packers had another stellar day against the run, albeit against a team that was missing head running back Rashad Jennings (thumb). The Giants managed just 43 yards on 15 carries against a defense ranked first against the run coming into the night.

Mike Daniels and Leroy Guillon led the effort on the defensive line, with first-round draft pick Kenny Clark becoming a key sub. The line only figures to only get stronger with the expected return of top backup Mike Pennel next week from a four-game suspension for violating the league's substance-abuse policy.

Beckham finished with five catches for 56 yards, but did get his first touchdown catch of the season.

The 8-year vet stood on replay review after the receiver jumped high in the air for Manning's pass and was ruled inbounds after straddling the back line of the end zone.

Randall Cobb was the Packers' most consistent receiver with nine catches for 108 yards. With the Giants' missing starting safety Nat Berne because of an injury, Cobb excelled in his specialty of working the middle of the field and turning short passes into long gains.

Cobb appeared to be OK on the sideline after taking a hit to the back of his head or neck from safety Landon Collins on a 13-yard catch on third-and-10 with about 2 minutes left.

Giants cornerback Jamoris Jenkins had two interceptions in the first half, one coming on third-and-6 at the Giants 21 after a pass deflected off receiver Jordy Nelson's hands. It was Jenkins' first two-interception game since his rookie season with St. Louis, when he had two against Arizona on Nov. 25, 2012.

OFFICIALS — Referee: Ed Hochuli (85); Umpire: Clay Martin (19); Head Linesman: Greg Bradley (98); Line Judge: Ricky Byrnes (59); Side Judge: Max Kemp (55); Field Judge: Dale Shaw (104); Back Judge: Scott Helverson (93); Replay Official: Tom Siterman

New York Giants		Green Bay Packers	
Offense	Defense	Offense	Defense
WR 13 O.Beckham	LDE 90 J.Pierre-Paul	WR 87 J.Nelson	NT 98 L.Guion
LT 74 E.Howers	LDT 98 D.Harrison	LT 69 D.Bakhtiari	LT 76 M.Daniels
LG 67 J.Pugh	RDT 54 J.Hankins	LG 66 L.Taylor	LOB 53 N.Perry
C 70 W.Richburg	OLB 54 O.Vernon	C 73 J.Treter	ILB 47 J.Ryan
RG 77 J.Jerry	MLB 57 K.Robinson	RG 57 T.Lang	ILB 50 B.Matthews
RT 68 B.Hart	WLB 52 J.Casillas	RT 75 B.Budga	ROLB 52 C.Matthews
TE 45 W.Vye	CB 23 L.Hall	TE 82 R.Rodgers	LOB 24 O.Rollins
QB 10 E.Manning	LCB 41 D.Hodgers-Cromartie	WR 18 R.Cobb	WR 46 L.Gunter
WR 87 S.Sharpard	FS 21 L.Collins	SS 32 M.Burnett	FS 21 H.Cinton-Dix
RB 26 O.Darkeva	RB 33 A.Adams	RB 12 A.Hodgers	CB 33 M.Hyde
WR 80 V.Cruz	RCB 20 J.Jenkins	RB 27 E.Lady	CB 33 M.Hyde

GREEN BAY SUBSTITUTIONS — K 2 M.Crosby; P 10 J.Schum; WR 11 T.Davis; FB 22 A.Ripkowski; S 25 M.Ehlers; CB 28 J.Hawkins; S 29 J.Brive; S 32 C.Baino; RB 44 J.Starks; LB 48 J.Jackell; LB 56 J.Peppers; LS 61 B.Gooche; TG 67 D.Barclay; 178 S.Diggs; TE 80 J.Pertilo; WR 83 J.James; WR 84 J.Abraders; WR 88 T.Montgomery; LB 91 J.Elliott; DE 94 D.Lowry; DE 95 D.Jones; DT 97 K.Clark; **DID NOT PLAY** — OB 7 B.Hundley; **INACTIVES** — OB 6 J.Callahan; CB 23 D.Randall; CB 37 S.Shields; T 68 K.Murphy; TE 89 J.Cook; DT 96 B.Price; DT 99 C.Ringo.

FIELD GOALS (made / & missed)
 J.Brown (4/7) (41) (30) M.Crosby (44) (33) (25)

New York Giants			Green Bay Packers		
RUSHING	ATT	YDS	AVG	LG	TD
B.Rainey	5	22	4.4	14	0
O.Darkeva	7	11	1.6	6	0
P.Perkins	2	9	4.5	5	0
E.Manning	1	1	1.0	1	0
Total	15	43	2.9	14	0
PASSING	ATT	CMP	YDS	SK/YD	TD
E.Manning	35	18	199	3/17	1
O.Beckham	0	0	1/6	0	0
Total	35	18	199	4/23	1
PASS RECEIVING	NO	YDS	AVG	LG	TD
B.Rainey	6	52	8.7	18	0
O.Beckham	5	56	11.2	16	1
W.Vye	2	37	18.5	27	0
J.Adams	2	27	13.5	14	0
S.Sharpard	1	14	14.0	10	0
P.Perkins	1	13	13.0	10	0
Total	18	199	11.1	27	1
INTERCEPTIONS	NO	YDS	AVG	LG	TD
J.Jenkins	2	26	13.0	23	0
Total	2	26	13.0	23	0
PUNTING	NO	YDS	AVG	NET	TB
B.Wing	6	235	39.2	38.7	0
Total	6	235	39.2	38.7	0
PUNT RETURNS	NO	YDS	AVG	LG	TD
D.Harris	1	0	0.0	0	0
O.Beckham	0	0	0.0	0	0
(out of bounds)	2	0	0.0	0	0
Returns	1	6	6.0	1	0
KICK RETURNS	NO	YDS	AVG	FC	LG
D.Harris	3	103	34.3	0	42
B.Rainey	1	37	37.0	0	37
(back)	1	0	0.0	0	0
Returns	4	140	35.0	0	42
FUMBLES	Fum	Lost	Rec	Yds	TD
E.Manning	1	1	0	0	0
Total	1	1	0	0	0

New York Giants			Green Bay Packers		
RUSHING	ATT	YDS	AVG	LG	TD
E.Lady	11	81	7.4	31	0
J.Starks	12	37	3.1	10	0
A.Ripkowski	5	17	3.5	13	0
A.Rodgers	2	15	7.5	11	0
T.Montgomery	1	1	1.0	1	0
Total	32	147	4.6	31	0
PASSING	ATT	CMP	YDS	SK/YD	TD
A.Rodgers	45	23	259	0/0	2
Total	45	23	259	0/0	2
PASS RECEIVING	NO	YDS	AVG	LG	TD
R.Cobb	9	108	12.0	21	0
D.Adams	5	85	17.0	29†	1
J.Nelson	4	38	9.5	17	0
J.Starks	3	19	6.3	6	0
R.Rodgers	1	6	6.0	6	0
E.Lady	1	3	3.0	3	0
Total	23	259	11.3	29	2
INTERCEPTIONS	NO	YDS	AVG	LG	TD
Total	0	0	0.0	0	0
PUNTING	NO	YDS	AVG	NET	TB
J.Schum	4	146	36.5	35.0	0
Total	4	146	36.5	35.0	0
PUNT RETURNS	NO	YDS	AVG	FC	LG
T.Davis	2	3	1.5	2	0
(downed)	1	0	0.0	0	0
(out of bounds)	1	0	0.0	0	0
Returns	1	3	3.0	2	0
KICK RETURNS	NO	YDS	AVG	FC	LG
T.Montgomery	1	24	24.0	0	24
J.James	1	18	18.0	0	18
(back)	2	0	0.0	0	0
Returns	2	42	21.0	0	24
FUMBLES	Fum	Lost	Rec	Yds	TD
J.Starks	1	0	1	0	0
K.Fackell	0	0	0	0	0
K.Clark	0	0	0	0	0
Total	1	0	1	0	0

EGS - PATS had blocked: 0-0
Net Punting Average: 38.7
TOTAL RETURN YARDS (not inc. kickoffs): 32
 No. and Yards Punt Returns: 1-6
 No. and Yards Kickoff Returns: 4-140
 No. and Yards Interception Returns: 2-26
PEALTIES Number and Yards: 6-51
FUMBLES Number and Lost: 1-1
TOUCHDOWNS: 1-1
 Rushing: 1-0
 Passing: 1-2
EXTRA POINTS Made-Attempts: 1-1
 Kicking Made-Attempts: 1-1
FIELD GOALS Made-Attempts: 3-3
RED-ZONE EFFICIENCY: 1-2-50%
GOAL-TO-GO EFFICIENCY: 0-0-0%
SAFETIES: 16
FINAL SCORE: 23-16
TIME OF POSSESSION: 36:38

DALLAS 30, GREEN BAY 16

Lambeau Field, Sunday, Oct. 16, 2016. Attendance: 78,481. Time: 3:09. Weather: 69° F. Humidity: 63 percent. Wind: NE 8 mph

GAME 5

GREEN BAY, Wis. (AP) - Rookie Dak Prescott is starting an impressive pace to remain the starting quarterback of the Dallas Cowboys...

He's off to quite the start in his NFL career after taking over following veteran Tony Romo's preseason back injury...

Prescott threw for 247 yards and three touchdowns, and the Cowboys forced four turnovers in a 30-16 win over the Green Bay Packers...

Prescott showed power in the fourth quarter while matching the Cowboys on a seven-play, 75-yard drive that ended with a 4-yard touchdown pass...

Romo seems to be getting closer to returning. Played a bye, Dallas next plays on Oct. 30 against Philadelphia...

Prescott looked on a Packers secondary that played much of the game without their top three cornerbacks because of injuries...

His fourth-quarter touchdown pass left Packers fans at Lambeau stunned. They were booing at times following another choppy game for Green Bay's offense...

The four turnovers were a season high for Green Bay (3-2). Even two-time NFL MVP quarterback Aaron Rodgers wasn't immune from the jeering...

Rodgers accounted for two turnovers with an interception to go with a fumble on first-and-goal at the Cowboys' 1 with 1:10 left in the third quarter...

Prescott threw the first interception of his career after he was picked off on third-and-8 from the Dallas 6, throwing out of his end zone with 20 seconds left in third quarter...

Prescott's NFL record streak for a quarterback at the start of his career without an interception ended at 176 pass attempts. He broke the mark of 182 previously held by New England's Tom Brady earlier in the game...

Drops were a problem again at times for Packers receivers. Timing may have been off on a couple other throws. Rodgers and McCarthy said the Packers would figure out the problems after watching the film...

It was Green Bay's worst defeat at home with Rodgers as the starting quarterback since a 37-20 loss to the Giants in the 2011 NFL Divisional playoffs...

Dallas denied Green Bay's league-best run defense. The Cowboys rushed for 93 yards in the first half against the Packers, which was already a season high against Green Bay...

Rookie Ezekiel Elliott finished with 157 yards on 28 carries, giving him 703 yards rushing in the second-most in a player's first six career games, behind only Eric Decker (787)...

Elliott also became the only rookie to rush for at least 130 yards in four consecutive games. Judge: David Meslow (118); Field Judge: Tom Hill (97); Back Judge: Shawn Hochuli (83); Replay Official: Jim Lapointa

Officials list including Referee: Brad Allen (122), Umpire: Fred Bryan (11), Head Linesman: Jim Mello (48), Line Judge: Thomas Symonette (100), Side Judge: David Meslow (118), Field Judge: Tom Hill (97), Back Judge: Shawn Hochuli (83), Replay Official: Jim Lapointa

Starting Lineups for Dallas Cowboys and Green Bay Packers, listing offensive and defensive players with their positions.

Field Goals Made (1 & missed) table showing player names, attempts, and results.

Green Bay Defensive Statistics (official) table showing team totals for various defensive metrics.

Summary statistics for Dallas Cowboys, including Rushing, Passing, Punting, and Fumbles.

Summary statistics for Green Bay Packers, including Rushing, Passing, Punting, and Fumbles.

Summary statistics for Dallas Cowboys, including Punting, Kick Returns, Fumbles, and Extra Points.



GREEN BAY 26, CHICAGO 10

Lambeau Field, Sunday, Oct. 20, 2016. Attendance: 78,217. Time: 3:12. Weather: 47° F. Humidity: 63 percent. Wind: N 10 mph

GAME 6

GREEN BAY WINS (AP) — Aaron Rodgers set a record. The Chicago Bears lost another quarterback. After a slow start in the red zone, the Green Bay Packers picked up the pace in the second half to overpower their offensively-challenged NFC North foe, they got 326 yards and three touchdowns. Davante Adams and Ty Montgomery emerged as playmakers in the second half and Packers beat the Bears, 26-10, on Thursday night.

Rodgers was 26-of-56, setting a franchise mark for completions in a game. It was the Packers' first contest without injured running back Eddie Lacy. The Packers (4-2) moved efficiently on short gains most of the night, but couldn't break into the end zone until Adams caught the first of his two touchdowns, receptions with 9:11 left in the third quarter, for a 13-10 lead.

Rodgers and Adams combined again for a 4-yard score on the first play of fourth quarter, with Jay Cutler already out with a right thumb injury. Chicago turned to third-stringer Matt Barkley.

An offense that was already 31st in the league in scoring got worse. Barkley was 6 of 15 for 81 yards and two interceptions. Kaden Cary had 48 yards on 10 carries, including a 24-yarder. Receiver Alshon Jeffery was held to three catches for 33 yards against a Packers secondary without his top three cornerbacks because of injuries.

It got 50 yard for the Bears that Rodgers had more completions (37) than the Bears had offensive plays (36) by 5:31 of the fourth quarter.

That 37th completion for Rodgers was a 2-yard touchdown pass to Randall Cobb for a 16-point lead.

Adams, Montgomery and Cobb each finished with at least 10 receptions.

They were 4 of 11 for 49 yards.

They were 4 of 11 for 49 yards.

Adams had 13 catches for a career-high 132 yards. Adams had just been cleared earlier Thursday from the NFL's concussion protocol after leaving the loss Sunday to Dallas.

Cobb finished with 11 catches for 95 yards.

Montgomery, who got the start in the backfield with running backs Lacy (ankle) and James Starks (knee) out, finished with 10 catches for 66 yards, and nine carries for 60 yards.

The Bears' only touchdown came from rookie pass-rushing linebacker Leonard Floyd, who forced Rodgers to fumble on third-and-10 from the 15 on a sack. Floyd recovered the ball in the end zone for a 10-6 lead, 30 seconds into the third quarter. Floyd had been limited in practice this week with a calf injury.

The Packers moved effectively with short passes in the first half but stalled on three drives inside the 22. Mason Crosby salvaged two series with field goals, but the Packers went scoreless on another drive when Montgomery was stopped on a fourth-and-goal run from the 1.

GREEN BAY, which led 6-3 at the half, exploited the Bears' underneath coverage. They also threw short passes as a substitute for the running game.

OFFICIALS — Referee: John Parry (132); Umpire: Mark Wells (131); Head Linesman: John McGrath (5); Line Judge: Mike Spanier (90); Side Judge: Keith Washington (?); Field Judge: Jahar Walker (26); Back Judge: Perry Paganelli (46); Replay Official: Bob McGinn

STARTING LINEUPS

Chicago Bears

Offense	Defense
WR 17 AJAvery	DE 96 AHicks
LT 72 CLeino	DE 98 MUrrein
LG 64 EKush	OLB 94 LFloyd
C 65 CWhitehair	ILB 50 JFreeman
RB 75 KLong	OLB 97 WYoung
RT 70 BMassie	CB 21 TPorter
TE 86 ZMiller	S 29 HJones-Quarty
RB 24 JHoyer	S 22 CAmos
RB 82 BBrunecker	CB 31 CPronski
TE 84 LPalusan	CB 37 BCallan

Green Bay Packers

Offense	Defense
WR 67 JMelson	NT 98 LGioun
LT 69 DBakhtiari	DT 76 MDaniels
LG 66 JTaylor	LOLB 53 NPerry
C 79 JTreter	ILB 47 JRyan
RB 70 TLang	ILB 50 BMatthewz
RB 75 BButaga	ROLB 59 CDGoodson
RT 82 RRodgers	ROLB 32 DGoodson
TE 82 RRodgers	TE 82 RRodgers
WR 18 RCobb	RB 46 LGunter
WR 17 DAdams	SS 32 MBurnett
RB 12 ARodgers	FS 21 HClinton-Dix
CB 88 TMontgomery	CB 33 MCrosby

GREEN BAY SUBSTITUTIONS — K 2 MCrosby, P 10 JSchum, WR 11 TDavis, FB 22 ARipkowski, S 25 MEdans, CB 28 JHawkins, S 29 KBrice, RB 30 KDavis, RB 34 DJackson, LB 48 JTThomas, LB 51 KKrakell, LB 56 JPeppers, LS 61 BGoode, DT 64 MPennell, 7/6 BTDarcy, T 78 JSpriggs, TE 80 JPerillo, WR 83 JJans, LB 91 JElfort, LB 92 DLowry, DE/LB 95 DJones, DT 99 C-Ringo, **DID NOT PLAY** — CB 7 BHandley, **INACTIVES** — CB 23 D Randall, CB 24 Q Rollins, RB 44 J Starks, TE 68 K Murphy, WR 84 J Ahdjevderis, TE 69 J Cook.

FIELD GOALS (made () & missed)

Player	Attempts	Successful	Blocked
MCrosby	2	3	4
Green Bay Packers	1	0	0
Chicago Bears	3	7	13

GREEN BAY DEFENSIVE STATISTICS (official)

Player	ATT	CMP	YDS	SK/YD	TD	LG	IN	RT
RUSHING	10	4	81	1/10	0	26	2	18.3
J.Cobb	7	4	49	0/0	0	25	2	50.3
M.Barkley	1	0	0	0/0	0	0	0	0.0
M.Barkley	2	0	0	0/0	0	0	0	0.0
Total	13	4	81	1/10	0	26	2	22.9

Player	ATT	CMP	YDS	SK/YD	TD	LG	IN	RT
PASSING	15	6	81	1/10	0	26	2	18.3
M.Barkley	1	0	0	0/0	0	0	0	0.0
B.Hoyer	1	0	0	0/0	0	0	0	0.0
Total	16	6	81	1/10	0	26	2	22.9

Player	NO	YDS	AVG	NET	TB	IN20	LG	TD
PUNTING	5	225	45.0	43.8	0	3	48	48
P.O'Donnell	5	225	45.0	43.8	0	3	48	48
Total	5	225	45.0	43.8	0	3	48	48

Player	NO	YDS	AVG	FC	LG	TD
PUNT RETURNS	0	0	0.0	1	0	0
B.Callahan	0	0	0.0	1	0	0
Returns	0	0	0.0	1	0	0

Player	NO	YDS	AVG	FC	LG	TD
KICK RETURNS	2	28	14.0	0	16	0
D.Thompson	2	28	14.0	0	16	0
Returns	2	28	14.0	0	16	0

Player	ATT	CMP	YDS	SK/YD	TD	LG	IN	RT
RUSHING	9	5	60	6/7	0	14	0	0
T.Montgomery	5	2	21	4/2	0	10	0	0
R.Cobb	1	1	7	2/7	0	4	0	0
A.Ripkowski	2	2	8	2/7	0	4	0	0
A.Rodgers	3	3	9	3/5	0	4	0	0
D.Jackson	2	2	6	3/0	0	3	0	0
K.Davis	2	2	6	3/0	0	3	0	0
Total	23	10	103	4/5	0	30	0	0

Player	ATT	CMP	YDS	SK/YD	TD	LG	IN	RT
PASSING	56	39	326	2/23	3	25	0	102.2
A.Rodgers	56	39	326	2/23	3	25	0	102.2
Total	56	39	326	2/23	3	25	0	102.2

Player	NO	YDS	AVG	NET	TB	IN20	LG	TD
PUNTING	1	46	46.0	46.0	0	0	46	46
J.Schum	1	46	46.0	46.0	0	0	46	46
Total	1	46	46.0	46.0	0	0	46	46

Player	NO	YDS	AVG	FC	LG	TD
PUNT RETURNS	1	6	6.0	4	6	0
T.Davis	1	6	6.0	4	6	0
Returns	1	6	6.0	4	6	0

Player	NO	YDS	AVG	FC	LG	TD
KICK RETURNS	1	18	18.0	0	17	0
K.Davis	1	18	18.0	0	17	0
J.Jans	1	0	0.0	0	0	0
J.Jans	1	0	0.0	0	0	0
Returns	2	18	9.0	0	17	0

FIELD GOALS (made () & missed)

Player	Attempts	Successful	Blocked
MCrosby	2	3	4
Green Bay Packers	1	0	0
Chicago Bears	3	7	13

GREEN BAY DEFENSIVE STATISTICS (official)

Player	ATT	CMP	YDS	SK/YD	TD	LG	IN	RT
RUSHING	10	4	81	1/10	0	26	2	18.3
J.Cobb	7	4	49	0/0	0	25	2	50.3
M.Barkley	1	0	0	0/0	0	0	0	0.0
M.Barkley	2	0	0	0/0	0	0	0	0.0
Total	13	4	81	1/10	0	26	2	22.9

Player	ATT	CMP	YDS	SK/YD	TD	LG	IN	RT
PASSING	15	6	81	1/10	0	26	2	18.3
M.Barkley	1	0	0	0/0	0	0	0	0.0
B.Hoyer	1	0	0	0/0	0	0	0	0.0
Total	16	6	81	1/10	0	26	2	22.9

Player	NO	YDS	AVG	NET	TB	IN20	LG	TD
PUNTING	5	225	45.0	43.8	0	3	48	48
P.O'Donnell	5	225	45.0	43.8	0	3	48	48
Total	5	225	45.0	43.8	0	3	48	48

Player	NO	YDS	AVG	FC	LG	TD
PUNT RETURNS	0	0	0.0	1	0	0
B.Callahan	0	0	0.0	1	0	0
Returns	0	0	0.0	1	0	0

Player	NO	YDS	AVG	FC	LG	TD
KICK RETURNS	2	28	14.0	0	16	0
D.Thompson	2	28	14.0	0	16	0
Returns	2	28	14.0	0	16	0

Player	ATT	CMP	YDS	SK/YD	TD	LG	IN	RT
RUSHING	9	5	60	6/7	0	14	0	0
T.Montgomery	5	2	21	4/2	0	10	0	0
R.Cobb	1	1	7	2/7	0	4	0	0
A.Ripkowski	2	2	8	2/7	0	4	0	0
A.Rodgers	3	3	9	3/5	0	4	0	0
D.Jackson	2	2	6	3/0	0	3	0	0
K.Davis	2	2	6	3/0	0	3	0	0
Total	23	10	103	4/5	0	30	0	0

Player	ATT	CMP	YDS	SK/YD	TD	LG	IN	RT
PASSING	56	39	326	2/23	3	25	0	102.2
A.Rodgers	56	39	326	2/23	3	25	0	102.2
Total	56	39	326	2/23	3	25	0	102.2

Player	NO	YDS	AVG	NET	TB	IN20	LG	TD
PUNTING	1	46	46.0	46.0	0	0	46	46
J.Schum	1	46	46.0	46.0	0	0	46	46
Total	1	46	46.0	46.0	0	0	46	46

Player	NO	YDS	AVG	FC	LG	TD
PUNT RETURNS	1	6	6.0	4	6	0
T.Davis	1	6	6.0	4	6	0
Returns	1	6	6.0	4	6	0

Player	NO	YDS	AVG	FC	LG	TD
KICK RETURNS	1	18	18.0	0	17	0
K.Davis	1	18	18.0	0	17	0
J.Jans	1	0	0.0	0	0	0
J.Jans	1	0	0.0	0	0	0
Returns	2	18	9.0	0	17	0

Player	ATT	CMP	YDS	SK/YD	TD	LG	IN	RT
RUSHING	10	4	81	1/10	0	26	2	18.3
J.Cobb	7	4	49	0/0	0	25	2	50.3
M.Barkley	1	0	0	0/0	0	0	0	0.0
M.Barkley	2	0	0	0/0	0	0	0	0.0
Total	13	4	81	1/10	0	26	2	22.9

Player	ATT	CMP	YDS	SK/YD	TD	LG	IN	RT
PASSING	15	6	81	1/10	0	26	2	18.3
M.Barkley	1	0	0	0/0	0	0	0	0.0
B.Hoyer	1	0	0	0/0	0	0	0	0.0
Total	16	6	81	1/10	0	26	2	22.9

Player	NO	YDS	AVG	NET	TB	IN20	LG	TD
PUNTING	5	225	45.0	43.8	0	3	48	48
P.O'Donnell	5	225	45.0	43.8	0	3	48	48
Total	5	225	45.0	43.8	0	3	48	48

Player	NO	YDS	AVG	FC	LG	TD
PUNT RETURNS	0	0	0.0	1	0	0
B.Callahan	0	0	0.0	1	0	0
Returns	0	0	0.0	1	0	0

Player	NO	YDS	AVG	FC	LG	TD
KICK RETURNS	2	28	14.0	0	16	0
D.Thompson	2	28	14.0	0	16	0
Returns	2	28	14.0	0	16	0

Player	ATT	CMP	YDS	SK/YD	TD	LG	IN	RT
RUSHING	9	5	60	6/7	0	14	0	0
T.Montgomery	5	2	21	4/2	0	10	0	0
R.Cobb	1	1	7	2/7	0	4	0	0
A.Ripkowski	2	2	8	2/7	0	4	0	0
A.Rodgers	3	3	9	3/5	0	4	0	0
D.Jackson	2	2	6	3/0	0	3	0	0
K.Davis	2	2	6	3/0	0	3	0	0
Total	23	10	103	4/5	0	30	0	0

Player	ATT	CMP	YDS	SK/YD	TD	LG	IN	RT
PASSING	56	39	326	2/23	3	25	0	102.2
A.Rodgers	56	39	326	2/23	3	25	0	102.2
Total	56	39	326	2/23	3	25	0	102.2

Player	NO	YDS	AVG	NET	TB	IN20	LG	TD
PUNTING	1	46	46.0	46.0	0	0	46	46
J.Schum	1	46	46.0	46.0	0	0	46	46
Total	1	46	46.0	46.0	0	0	46	46



2016 UPDATED BIOGRAPHIES

THROUGH WEEK 7

84 Jared Abbrederis, WR, 3rd Year, Wisconsin

- Appeared in 10 games last season, recording nine receptions for 111 yards (12.3 avg.). Also played in both playoff contests with one start and had six catches for 69 yards (11.5 avg.).
- Spent his rookie campaign (2014) on injured reserve after sustaining a season-ending knee injury in a July 30 practice.
- Finished his career at Wisconsin tied for the school record for receptions (202) and ranked No. 2 all-time in receiving yards (3,140) and TD receptions (23).

2016 SEASON: Has played in five games and has one catch for 8 yards (8.0 avg.)...Was placed on injured reserve (quad) on Oct. 24.

▶**At Jacksonville (Sept. 11):** Caught one pass for 8 yards in 14 snaps of work.

▶**At Minnesota (Sept. 18):** Played six snaps on offense and 13 on special teams.

▶**Vs. Detroit (Sept. 25):** Appeared on eight plays on special teams.

▶**Vs. N.Y. Giants (Oct. 9):** Played four snaps on special teams.

▶**Vs. Dallas (Oct. 16):** Appeared on four offensive plays and two on special teams.

▶**Vs. Chicago (Oct. 20):** Inactive (quad).

17 Davante Adams, WR, 3rd Year, Fresno State

- With 88 catches in 2014-15, joined WRs Randall Cobb (105 in 2011-12) and Greg Jennings (98 in 2006-07) as the only Packers over the last 25 seasons to register 85-plus receptions in their first two seasons in the league.

• Caught a career-high 50 passes for a career-best 483 yards (9.7 avg.) and a TD last season despite missing three games due to an ankle injury.

• Played in all 16 games with 11 starts as a rookie in 2014, hauling in 38 receptions for 446 yards (14.2 avg.) and three TDs.

• Set franchise postseason single-game records for the most catches and receiving yards by a rookie when he posted seven grabs for 117 yards (16.7 avg.) and a TD in a 2014 NFC Divisional playoff victory vs. Dallas.

2016 SEASON: Has played in all six games with five starts as the third WR and has 28 catches for 350 yards (12.5 avg.) and a career-high five TDs...Is tied with WR Jordy Nelson for the team lead in TD catches and is tied for No. 3 in the NFL.

▶**At Jacksonville (Sept. 11):** Started as the team opened with three WRs and finished with three catches for 50 yards (16.7 avg.), highlighted by his 29-yard TD catch with 13 seconds in the first half that gave the Packers a 21-17 lead that they would not relinquish...With CB Davon House on his back, made a diving grab in the end zone for the longest TD catch of his career in the regular season as QB Aaron Rodgers fought off a sack attempt from CB Jalen Ramsey.

▶**At Minnesota (Sept. 18):** Started as the third WR and played 54 snaps, finishing with three catches for 26 yards (8.7 avg.)...On a third down midway through the first quarter, drew a 40-yard pass-interference penalty on Vikings CB Terence Newman that gave Green Bay the ball at the Minnesota 5 to help set up a 1-yard TD pass from Rodgers to WR Jordy Nelson.

▶**Vs. Detroit (Sept. 25):** Caught two passes for 23 yards (11.5 avg.) in 25 snaps of action, highlighted by a 14-yard TD grab on Green Bay's opening drive...Beat CB Quandre Diggs on a slant and then shook off a tackle attempt near the goal line from S Glover Quin to get into the end zone... Also had a 9-yard catch late in the game that helped the Packers clinch the win and run out the clock.

▶**Vs. N.Y. Giants (Oct. 9):** Started as the third WR and posted a season-high five receptions for a season-best 85 yards (17.0 avg.) and a TD...His 17.0-yard receiving average was his second-best single-game mark (min. three rec.) behind only his six-catch, 121-yard effort (20.2 avg.) vs. New England on Nov. 30, 2014...Caught a 29-yard TD pass midway through the second quarter, matching the longest TD reception of his career...Beat CB Michael Hunter down the right sideline and hauled in the pass from Rodgers near the 10-yard line, keeping his feet in bounds for the final few yards as he extended the ball past the pylon.

▶**Vs. Dallas (Oct. 16):** Started as the third WR and had two receptions for 34 yards (17.0 avg.)...Left the game to be evaluated for a concussion after absorbing a big hit on his 12-yard catch on a third-and-11 in the third quarter, and did not return.

▶**Vs. Chicago (Oct. 20):** Started as the third WR and posted career highs in receptions (13), receiving yards (132) and TD catches (two), with his catch total tying the second-best mark in franchise history behind only Don Hutson's 14-catch game at the N.Y. Giants on Nov. 22, 1942...His 13 receptions are the most by an NFL player in a game this season...Along with WRs Randall Cobb (11) and Ty Montgomery (10), became only the second trio in NFL history to all record 10-plus catches in the same game...Made a leaping 5-yard TD grab on third down over CB DeVante Busby in the third quarter, giving Green Bay a 13-10 lead it would not relinquish... On the first play of the fourth quarter, found himself wide open on a slant for a 4-yard TD.

81 Geronimo Allison, WR, Rookie, Illinois

• Was signed by Green Bay as an undrafted free agent on May 6, 2016, and was released in the final roster reduction at the end of the preseason.

• Caught six passes for 119 yards (19.8 avg.) in the preseason, highlighted by a 51-yard grab.

• Played two seasons at Illinois after starting his career at Iowa Western Community College, finishing with 106 receptions for 1,480 yards (14.0 avg.) and eight TDs with the Fighting Illini.

2016 SEASON: Was signed to the 53-man roster from the practice squad on Oct. 24...Spent the first six games on Green Bay's practice squad.

69 David Bakhtiari, T, 4th Year, Colorado

• Started all 46 games he played in at left tackle for the Packers in his first three seasons in the league and was named a Pro Bowl alternate in 2014.

• In 2013, became the first rookie to start every game at LT for Green Bay since the league went to a 16-game schedule in 1978.

• By starting at San Francisco in the 2013 season opener, he became just the fourth Green Bay rookie to start at LT in Week 1 since the 1970 AFL-NFL merger and the first since Ken Ruettgens in 1985.

2016 SEASON: Has started all six games at LT...Part of a line that has helped the Packers rank No. 1 in third-down conversions (50.6 percent), tied for No. 5 in the NFL in sacks allowed with 11, and No. 5 in time of possession (31:36).

▶**At Jacksonville (Sept. 11):** Started at LT and played all 64 snaps... Helped protect QB Aaron Rodgers as he was sacked just one time on the afternoon and as he threw for 199 yards and two TDs on 20-of-34 passing with a rushing TD.

▶**At Minnesota (Sept. 18):** Started at LT and played all 71 snaps.

▶**Vs. Detroit (Sept. 25):** Started at LT and played all 54 snaps, helping to clear the way for RB Eddie Lacy's season-high 103 yards rushing on just 17 carries (6.1 avg.)...Also protected Rodgers as he threw a season-high four TD passes, with all of them coming in the first half.

▶**Vs. N.Y. Giants (Oct. 9):** Started at LT and played all 80 snaps, helping the offense record season bests for total yards (406), rushing yards (147) and time of possession (36:38)...Part of a line that did not allow a sack of Rodgers and helped clear the way for Lacy's 81 rushing yards on just 11 carries (7.4 avg.).

▶**Vs. Dallas (Oct. 16):** Started at LT and played all 70 snaps, helping the offense post season highs for total first downs (24) and passing first downs (17)...Protected Rodgers as he completed 31 of 42 passes for 294 yards and a TD with one INT and was sacked just once on the afternoon.

▶**Vs. Chicago (Oct. 20):** Started at LT and appeared on all 87 plays, helping the offense record 406 total yards (tied for the season high) and a 39:36 time of possession, the best mark by Green Bay since Oct. 27, 2013, at Minnesota (40:54)...Protected Rodgers as he completed a franchise-record 39 passes, including 10-plus passes to three different players (WRs Davante Adams, Randall Cobb and Ty Montgomery), only the second time in NFL history (New England Patriots, Nov. 13, 1994) that a team has accomplished that feat in a game.

32 Chris Banjo, S, 3rd Year, Southern Methodist

- Appeared in all 16 games with one start in 2015 and led the team with a career-best 21 tackles on special teams, the most by a Packer since 2009 (Desmond Bishop, 22; Derrick Martin, 21). Tied for the team lead with three tackles on special teams in the postseason.

- Finished the 2014 season on the active roster, recording three special teams tackles in the final three regular-season games. Tied for second on the team with three special teams tackles in two postseason contests. Spent the first 13 games of the 2014 season on the practice squad.

- Appeared in 16 games with one start as a rookie in 2013, recording 15 tackles (12 solo) and a pass defended. Finished second on the team with 10 tackles on special teams.

2016 SEASON: Has played in two games, missing four contests (Weeks 1-2, 6-7) due to a hamstring injury...Has registered two tackles on special teams...Was placed on injured reserve (hamstring) on Oct. 24.

►**At Jacksonville (Sept. 11):** Inactive (hamstring), the first game he had missed due to injury in his career.

►**At Minnesota (Sept. 18):** Inactive (hamstring).

►**Vs. Detroit (Sept. 25):** Made his season debut, appearing on 11 snaps on special teams and two on defense...Registered a special teams tackle.

►**Vs. N.Y. Giants (Oct. 9):** Played 12 snaps on special teams and registered a tackle, but suffered a hamstring injury on the opening kickoff of the second half that sidelined him for the remainder of the game.

►**Vs. Dallas (Oct. 16):** Inactive (hamstring).

►**Vs. Chicago (Oct. 20):** Inactive (hamstring).

67 Don Barclay, T/G, 5th Year, West Virginia

- Played in all 16 games last season with five starts, opening four contests at right tackle (Weeks 2-4, 13) and one at left tackle (Week 16).

- Missed the entire 2014 campaign after sustaining a season-ending knee injury in practice early in training camp.

- Started a career-high 14 games at RT in 2013.

2016 SEASON: Has played in all six games, seeing time on offense and special teams (extra points and field goals).

►**At Jacksonville (Sept. 11):** Played five snaps on special teams.

►**At Minnesota (Sept. 18):** Came in at RG for one play midway through the third quarter when starting G T.J. Lang's shoe came off...Also played two snaps on special teams.

►**Vs. Detroit (Sept. 25):** Appeared on six plays on special teams.

►**Vs. N.Y. Giants (Oct. 9):** Played five snaps on special teams.

►**Vs. Dallas (Oct. 16):** Appeared on one play on offense, lining up as an extra blocker in the backfield on a first-quarter third-and-1 play...Also played four snaps on special teams.

►**Vs. Chicago (Oct. 20):** Played a season-high 16 snaps on offense, taking over at RG for the first two series of the second half when Lang was sidelined with a hip injury.

29 Kentrell Brice, S, Rookie, Louisiana Tech

- Was one of five rookie free agents to make Green Bay's Week 1 roster.

- Started 33 of 49 games played at Louisiana Tech, recording 210 tackles (154 solo), including 10 tackles for a loss, five sacks, three interceptions, four forced fumbles, a fumble recovery and 13 pass breakups.

- Enjoyed a career year as a junior in 2014 when he started all 14 games and registered career highs in tackles (86), solo tackles (65), sacks (four) and forced fumbles (four).

2016 SEASON: Has played in all six games, seeing time on defense and special teams...Has registered a solo tackle on defense and three tackles on special teams (No. 4 on the team).

►**At Jacksonville (Sept. 11):** Played 18 snaps on special teams and nine on defense in his NFL debut.

►**At Minnesota (Sept. 18):** Appeared on a team-high 20 plays on special teams and also played nine snaps on defense.

►**Vs. Detroit (Sept. 25):** Played a team-high 23 snaps on special teams and also saw 12 plays of action on defense...Posted the first tackle of his NFL career, drilling WR Golden Tate after a 10-yard completion in the second quarter...Also recorded a tackle on special teams.

►**Vs. N.Y. Giants (Oct. 9):** Appeared on 21 plays on special teams, tied for the team lead, and posted a tackle...Also saw 15 snaps on defense.

►**Vs. Dallas (Oct. 16):** Played 11 snaps on defense and 15 on special teams.

►**Vs. Chicago (Oct. 20):** Appeared on 13 plays on defense and 16 on special teams...Posted a tackle on special teams.

75 Bryan Bulaga, T, 7th Year, Iowa

- Opened all 12 games he appeared in at RT last season, blocking for RBs Eddie Lacy (758) and James Starks (601) as they became the first Green Bay duo since 1985 to both rush for 600-plus yards in the same season.

- Started all 15 games he played in 2014, a career high, and helped the offense rank No. 1 in the league in scoring (30.4), No. 6 in yards per game (386.1) and tied for No. 1 in giveaways with a franchise-record 13.

- Played in 37 games with 33 starts at right tackle in his first three seasons as a pro.

2016 SEASON: Has started all six games at RT...Part of a line that has helped the Packers rank No. 1 in third-down conversions (50.6 percent), tied for No. 5 in the NFL in sacks allowed with 11, and No. 5 in time of possession (31:36).

►**At Jacksonville (Sept. 11):** Started at RT and played all 64 snaps...Helped protect QB Aaron Rodgers as he was sacked just one time on the afternoon and as he threw for 199 yards and two TDs on 20-of-34 passing with a rushing TD.

►**At Minnesota (Sept. 18):** Started at RT and played all 71 snaps.

►**Vs. Detroit (Sept. 25):** Started at RT and played all 54 snaps, helping to clear the way for RB Eddie Lacy's season-high 103 yards rushing on just 17 carries (6.1 avg.)...Also protected Rodgers as he threw a season-high four TD passes, with all of them coming in the first half.

►**Vs. N.Y. Giants (Oct. 9):** Started at RT and played all 80 snaps, helping the offense record season bests for total yards (406), rushing yards (147), and time of possession (36:38)...Part of a line that did not allow a sack of Rodgers and helped clear the way for Lacy's 81 rushing yards on just 11 carries (7.4 avg.).

►**Vs. Dallas (Oct. 16):** Started at RT and played 58 of 70 snaps, departing the game midway through the fourth quarter due to a back injury...Helped the offense post season highs for total first downs (24) and passing first downs (17)...Protected Rodgers as he completed 31 of 42 passes for 294 yards and a TD with one INT and was sacked just once on the afternoon.

►**Vs. Chicago (Oct. 20):** Started at RT and appeared on all 87 plays, helping the offense record 406 total yards (tied for the season high) and a 39:36 time of possession, the best mark by Green Bay since Oct. 27, 2013, at Minnesota (40:54)...Protected Rodgers as he completed a franchise-record 39 passes, including 10-plus passes to three different players (WRs Davante Adams, Randall Cobb and Ty Montgomery), only the second time in NFL history (New England Patriots, Nov. 13, 1994) that a team has accomplished that feat in a game.

42 Morgan Burnett, S, 7th Year, Georgia Tech

- Has started 83 games (including playoffs) between the two safety positions since the start of 2011. Ranks No. 2 among Packers with seven forced fumbles since 2011 (Clay Matthews, nine).

- Despite missing five games due to a calf injury in 2015, was tied for No. 3 on the team in solo tackles (54) and tied for the team lead with 14 total tackles in the postseason.

- Recorded his fourth straight 100-tackle season in 2014 with a team-high 125 tackles (99 solo).

2016 SEASON: Has started all five games he has played in at SS and has posted 30 tackles (23 solo), a sack, an interception and a team-high five passes defended...Was inactive in Week 3 (groin).

►**At Jacksonville (Sept. 11):** Started at SS and played all 72 snaps, joining S Ha Ha Clinton-Dix as the only defenders to do so for the Packers...Was tied for the team lead with nine tackles (all solo)...Early in the fourth quarter, lined up on the right side of the line and made an inside move to beat LT Kelvin Beachum on his way to bringing down QB Blake Bortles for an 8-yard sack...Was one of a host of defenders to bring down WR Allen Hurns for a 1-yard loss on fourth-and-1 with 23 seconds remaining to secure the 27-23 victory for Green Bay.

►**At Minnesota (Sept. 18):** Started at SS and played 45 of 58 snaps,

missing some time in the second half due to injury...Registered a solo tackle, bringing down RB Matt Asiata for a 1-yard loss on a fourth-quarter run...Added a pass defended, breaking up a QB Sam Bradford pass intended for TE Kyle Rudolph in the first quarter.

►**Vs. Detroit (Sept. 25):** Was inactive due to a groin injury.

►**Vs. N.Y. Giants (Oct. 9):** Started at SS and played all 56 snaps, one of five defensive players to do so for Green Bay...Registered five tackles (all solo) and a pass defended when he came over the top to make a leaping deflection of a QB Eli Manning pass intended for WR Sterling Shepard in the fourth quarter, nearly making the interception on the play.

►**Vs. Dallas (Oct. 16):** Started at SS and was one of two Green Bay defenders to play all 65 snaps (S Ha Ha Clinton-Dix)...Posted eight tackles (six solo) and picked off a QB Dak Prescott pass intended for TE Jason Witten on third down late in the third quarter...Was matched up with Witten in the slot and made the diving interception at the Dallas 16...Led the team with two passes defended, including a breakup of a Prescott pass intended for Witten over the middle with just over two minutes remaining in the first half.

►**Vs. Chicago (Oct. 20):** Started at SS and played all 48 snaps, finishing with seven tackles (two solo) and a pass defended...Made a leaping deflection of a QB Matt Barkley pass that went into the arms of LB Blake Martinez for an interception at the Chicago 42 late in the fourth quarter.

97 Kenny Clark, DT, Rookie, UCLA

• Earned third-team All-America honors from *The Associated Press* and first-team All-Pacific-12 recognition from the coaches and media as a junior in 2015.

• Was a team co-captain in '15 and recorded career highs in tackles (75), tackles for a loss (11) and sacks (six). Also ranked third on the team with five pass breakups.

• Was named to the watch lists for the Bednarik Award, Nagurski Trophy, Outland Trophy and Lombardi Award in '15.

2016 SEASON: Has played in all six games with two starts and has registered 18 tackles (eight solo), two tackles for a loss, a fumble recovery and a pass defended...Leads the defensive line in tackles...Part of a run defense that ranks No. 1 in the league in rushing yards allowed per game (71.8) and yards allowed per carry (3.15 avg.) and tied for No. 2 in runs of 10-plus yards allowed (10).

►**At Jacksonville (Sept. 11):** Appeared on nine plays on defense and five on special teams in his NFL debut, posting an assisted tackle on defense...Became the youngest player to appear in a season opener for the Packers since Arnie Herber (20 years old) in 1930.

►**At Minnesota (Sept. 18):** Played 38 snaps and was part of a line that helped limit RB Adrian Peterson to just 19 yards on 12 carries (1.6 avg.), tied for the fourth-lowest yardage total of Peterson's career, with a long of 5 yards...Posted his first career pass defended, getting his right hand up to knock down a QB Sam Bradford pass at the line in the fourth quarter.

►**Vs. Detroit (Sept. 25):** Started his first career game, opening in place of an injured DT Letroy Guion, and played a career-high 42 snaps...Registered a career-best five tackles (three solo) and helped limit the Lions to just 50 yards rushing on 23 carries (2.2 avg.) with a long run of 9 yards.

►**Vs. N.Y. Giants (Oct. 9):** Appeared on 18 plays and recorded the first fumble recovery of his career, scooping up a QB Eli Manning fumble at the New York 33 late in the first half and returning it 2 yards to the 31 after LB Kyler Fackrell knocked the ball out on a sack...The turnover helped set up K Mason Crosby's 44-yard FG as time expired in the first half...Added two tackles (one solo), including a tackle for a loss.

►**Vs. Dallas (Oct. 16):** Started at DE and played 26 snaps, recording three tackles (one solo).

►**Vs. Chicago (Oct. 20):** Registered four tackles (three solo) in just 15 snaps of action, tying for the lead on the defensive line...Blew past G Eric Kush to get into the backfield to bring down RB Kadeem Carey for a 1-yard loss on a run late in the second quarter.

21 Ha Ha Clinton-Dix, S, 3rd Year, Alabama

• Set career highs with 16 starts, two interceptions and a team-leading 117 tackles (97 solo) in 2015. Also recorded a career-best three sacks, the most by a Green Bay safety in a season since Mark Roman had 3½ in 2004.

• Played in all 16 games in 2014, starting the final 10 (nine at FS, one at SS), the most starts by a Green Bay rookie safety since Nick Collins opened all 16 in 2005.

• Ranked No. 2 on the team in tackles with 95 (73 solo) and was named to the PFWA's All-Rookie team.

2016 SEASON: Has started all six games at FS and ranks No. 2 on the team with 34 tackles (30 solo), two tackles for a loss, a forced fumble and a pass defended.

►**At Jacksonville (Sept. 11):** Started at FS and played all 72 snaps, joining fellow S Morgan Burnett as the only Green Bay defenders to do so...Registered five tackles (four solo), a forced fumble and a pass defended...Drilled WR Allen Robinson near the 5-yard line with just over six minutes remaining in the game to break up a deep pass from QB Blake Bortles...Late in the fourth quarter, delivered a big hit on Robinson on a catch over the middle that forced the ball to pop out, but Robinson recovered the fumble.

►**At Minnesota (Sept. 18):** Started at FS and played all 58 snaps, one of two Green Bay defenders to do so (CB Damarious Randall)...Registered five tackles (three solo).

►**Vs. Detroit (Sept. 25):** Started at FS and appeared on all 68 defensive plays, the only Green Bay player to do so...Posted six tackles (all solo).

►**Vs. N.Y. Giants (Oct. 9):** Started at FS and played all 56 snaps, one of five defensive players to do so for Green Bay...Finished with six tackles (all solo), including a stop of RB Bobby Rainey for a 1-yard loss on a run up the middle in the second quarter.

►**Vs. Dallas (Oct. 16):** Started at FS and played all 65 snaps, joining Burnett as the only Green Bay defenders to do so...Registered a team-high nine tackles (all solo), including a tackle for a loss.

►**Vs. Chicago (Oct. 20):** Started at FS and appeared on all 48 snaps, finishing with three tackles (two solo).

18 Randall Cobb, WR, 6th Year, Kentucky

• Caught 75-plus passes in three of the past four seasons (2012, 2014-15), tied for No. 2 in the league over that span.

• Started all 16 games in 2014 and posted career highs in catches (91), receiving yards (1,287) and receiving TDs (12) on the way to earning his first career Pro Bowl selection (injury replacement for WR Dez Bryant).

• Became just the fifth player in franchise history to register 90-plus receptions in a season, joining WRs Sterling Sharpe, Robert Brooks, Donald Driver and Jordy Nelson.

• Set a franchise single-season record with a league-high 2,342 combined net yards in 2012, topping the previous team mark of 2,250 yards by RB Ahman Green in 2003.

• With 954 receiving yards and 964 kickoff return yards in 2012, became the first player in NFL history to post 900-plus yards in each category in the same season.

2016 SEASON: Has started all six games and has a team-high 39 catches for a team-best 388 yards (9.9 avg.) and two TDs...Is tied for No. 6 in the NFL in receptions per game (6.5)...Also has rushed for 33 yards on 10 carries (3.3 avg.).

►**At Jacksonville (Sept. 11):** Was tied for the team lead with six receptions for a team-best 57 yards (9.5 avg.)...Early in the third quarter, found an opening in the middle of the field to catch a team-long 32-yard pass from QB Aaron Rodgers, juggling the ball but securing it as he went to the ground at the Jacksonville 31.

►**At Minnesota (Sept. 18):** Caught five passes (tied for the team lead) for 42 yards (8.4 avg.)...Had a critical forced fumble/recovery on Green Bay's opening possession...After WR Davante Adams fumbled the ball after making a catch at the Green Bay 13, Vikings S Andrew Sendejo recovered and returned it to the Green Bay 10, only to have Cobb rip the ball out from him as the Packers took possession again at the 10-yard line.

►**Vs. Detroit (Sept. 25):** Started and played 42 snaps, hauling in a 33-yard pass on Green Bay's opening drive...Came from the slot and got past CB Quandre Diggs to find an opening in the Lions defense, catching the pass from Rodgers and taking it down the sideline to the Detroit 17.

►**Vs. N.Y. Giants (Oct. 9):** Started and led the team with a season-high nine receptions for a season-best 108 yards (12.0 avg.), with six of his catches going for first downs...Had five receptions for 73 yards (14.6 avg.)

on third down with all five going for first downs, highlighted by his 13-yard reception near the sideline on third-and-10 from the Green Bay 35 that gave the Packers a first down and clinched the win...His five third-down catches matched his career high (vs. New England, Nov. 30, 2014) and his 73 receiving yards on third down were a career best.

►**Vs. Dallas (Oct. 16):** Started and caught seven passes for 53 yards (7.6 avg.) and a TD...Was matched up with S Byron Jones in the slot and caught a pass from Rodgers in the flat, taking it 6 yards for the TD midway through the fourth quarter.

►**Vs. Chicago (Oct. 20):** Started and matched his career-high with 11 catches for 95 yards (8.6 avg.) and a TD...Seven of his receptions went for first downs, tied for his second most in a game...Posted back-to-back games with a TD catch for the first time since recording five straight in 2014...Came from the slot to beat CB Cre'Von LeBlanc for a 2-yard TD catch in the fourth quarter, getting both feet down on the sideline for the score...Added 21 rushing yards on five carries (4.2 avg.).

89 Jared Cook, TE, 8th Year, South Carolina

• Signed with the Packers as a free agent in March 2016 after spending three seasons with the St. Louis Rams (2013-15) and four with the Tennessee Titans (2009-12).

• Posted at least 35 receptions each season from 2011-15, one of only five active tight ends in the NFL to do so (Antonio Gates, Jimmy Graham, Rob Gronkowski, Greg Olsen).

• Ranks No. 3 among NFL tight ends with a 13.0-yard receiving average since 2011, trailing only Gronkowski (15.2 avg.) and Brent Celek (13.1 avg.) over that span.

• Made 32 catches of 25-plus yards since '11, which was tied for No. 3 in the league among TEs over that time period behind only Gronkowski (49) and Graham (41).

2016 SEASON: Has played in three games with two starts and has caught six passes for 53 yards (8.8 avg.)...Has missed three games (Weeks 5-7) due to an ankle injury.

►**At Jacksonville (Sept. 11):** Started in his Green Bay debut, seeing action on 33 plays with one catch for 7 yards...Drew a critical 30-yard pass-interference penalty on S Johnathan Cyprien late in the first half that helped set up QB Aaron Rodgers' 29-yard TD pass to WR Davante Adams.

►**At Minnesota (Sept. 18):** Started and played 46 snaps, finishing with four catches for 31 yards (7.8 avg.)...Recovered an Aaron Rodgers fumble midway through the third quarter on a scramble, retaining possession for Green Bay at Minnesota's 22-yard line.

►**Vs. Detroit (Sept. 25):** Caught a 15-yard pass on Green Bay's opening drive, converting a third-and-5 on a slant to the Green Bay 45 after being split out wide to the right against S Tavon Wilson...Was limited to just 14 snaps on the day after he sustained an ankle injury in the second quarter and did not return.

►**Vs. N.Y. Giants (Oct. 9):** Inactive (ankle).

►**Vs. Dallas (Oct. 16):** Inactive (ankle).

►**Vs. Chicago (Oct. 20):** Inactive (ankle).

2 Mason Crosby, K, 10th Year, Colorado

• With 1,195 career points, ranks No. 1 on the all-time franchise scoring list, having surpassed K Ryan Longwell (1,054) last season vs. Seattle in Week 2.

• Ranks No. 2 in NFL history for the most points by a player in his first nine seasons (1,145, 2007-15), trailing only Patriots K Stephen Gostkowski (1,179, 2006-2014).

• Is one of only three players in league history to register three or more 140-point seasons (Gostkowski, David Akers).

• Has registered a franchise-record nine consecutive 100-point seasons, the longest active streak in the NFL.

• Has kicked the seven longest field goals in franchise history (58-yarder in 2011, two 57-yarders in 2013, 56-yarders in 2010, 2011 and 2015, 55-yarder in 2014).

2016 SEASON: Has played in all six games and has scored 50 points, connecting on 12 of 13 field-goal attempts and 14 of 15 extra points...Has 16 touchbacks on 31 kickoffs (51.6 percent).

►**At Jacksonville (Sept. 11):** Connected on both of his field-goal

attempts (25, 20 yards) and all three extra points...Registered four touchbacks on six kickoffs.

►**At Minnesota (Sept. 18):** Did not have any field-goal attempts, but made both of his extra points...Posted one touchback on three kickoffs.

►**Vs. Detroit (Sept. 25):** Made both of his field-goal attempts (36, 46) and all four extra points for 10 points on the afternoon...Registered three touchbacks on his seven kickoffs.

►**Vs. N.Y. Giants (Oct. 9):** Registered a season-high 11 points, connecting on all three of his field-goal attempts (44, 33, 25 yards) and both extra points.

►**Vs. Dallas (Oct. 16):** Made all three of his FG attempts for the second straight game, connecting on kicks of 37, 43 and 34 yards...Posted touchbacks on three of his four kickoffs.

►**Vs. Chicago (Oct. 20):** Connected on 2 of 3 field goals (40-yard kick blocked) and 2 of 3 extra points, with his fourth-quarter miss snapping a streak of 57 consecutive extra points made without a miss...Had four touchbacks on six kickoffs.

76 Mike Daniels, DT, 5th Year, Iowa

• Named an alternate for the Pro Bowl for the first time in his career in 2015 after starting all 16 games and leading the defensive line with 66 tackles (40 solo), four sacks, an interception, a forced fumble and two passes defended. Finished No. 3 on the team in QB hits (12) and No. 2 in pressures (22).

• Started all 16 games for the first time in his career in 2014 and registered a career-high 69 tackles. Led the team in both QB hits (19) and pressures (22).

• Emerged as a force in his second season in 2013, tying for sixth in the NFL among DTs with 6½ sacks, the most in a season by a Green Bay defensive lineman since NT B.J. Raji posted the same total in 2010.

2016 SEASON: Has started all six games and has registered 16 tackles (10 solo), a sack, eight QB hits (No. 3 on the team) and five pressures...Ranks No. 2 on the team with five tackles for a loss...Part of a run defense that ranks No. 1 in the league in rushing yards allowed per game (71.8) and yards allowed per carry (3.15 avg.) and tied for No. 2 in runs of 10-plus yards allowed (10).

►**At Jacksonville (Sept. 11):** Started and played 43 snaps, posting two tackles (one solo), a QB pressure and a QB hit...Early in the second quarter, brought down RB T.J. Yeldon for a 2-yard loss on a run up the middle...Helped limit the Jaguars to just 48 yards rushing on 26 carries (1.8 avg.), the first time they had rushed for 48 or fewer yards on 25-plus attempts since Nov. 14, 1999 (vs. Baltimore, 47 yards on 26 attempts).

►**At Minnesota (Sept. 18):** Started and appeared on 42 of 58 plays, finishing with five tackles (four solo), a sack and four QB hits...In the first quarter, walked back G Brandon Fusco to bring down QB Sam Bradford for a 9-yard sack...Later in the first quarter, stopped RB Adrian Peterson for a 1-yard loss on a run up the middle...Helped limit Peterson to just 19 yards on 12 carries (1.6 avg.), tied for the fourth-lowest yardage total of Peterson's career, with a long of 5 yards.

►**Vs. Detroit (Sept. 25):** Started and played 46 snaps, helping to limit the Lions to just 50 yards rushing on 23 carries (2.2 avg.)...Posted a solo tackle, when he drove back G Larry Warford and stopped RB Dwayne Washington for a 1-yard loss on a third-and-goal from the 1 early in the third quarter...Led the team with two QB hits.

►**Vs. N.Y. Giants (Oct. 9):** Started and appeared on 32 plays, finishing with two tackles (one solo) and a pass defended...Deflected a QB Eli Manning pass intended for WR Odell Beckham Jr. over the middle midway through the second quarter...Helped limit the Giants to just 43 yards rushing on 15 carries (2.9 avg.), bringing Green Bay's four-game total to just 171 rushing yards allowed, the second-fewest allowed by an NFL team in the first four games of a season since individual stats began to be recorded in 1933 behind only the 157 yards allowed by the 1995 San Francisco 49ers.

►**Vs. Dallas (Oct. 16):** Started and played 48 snaps, recording two tackles (one solo) and a QB pressure.

►**Vs. Chicago (Oct. 20):** Started and appeared on 22 plays, tying for the lead on the defensive line with four tackles (two solo)...Added a QB hit.

30 Knile Davis, RB, 4th Year, Arkansas

- Acquired by the Packers from the Kansas City Chiefs on Oct. 18 in exchange for a conditional draft choice.
 - Was originally drafted by the Chiefs in the third round (No. 96 overall) of the 2013 NFL Draft.
 - Since entering the NFL in 2013, has posted a 27.1-yard average on kickoff returns (No. 7 in the NFL) and two TDs on kickoff returns (tied for No. 2).
- 2016 SEASON:** Has played in one game for the Packers, seeing time on offense and special teams...Has two carries for 1 yard (0.5 avg.) and one kickoff return for 18 yards.
- Vs. Chicago (Oct. 20):** Made his Green Bay debut two days after being acquired in a trade from Kansas City...Had two carries for 1 yard (0.5 avg.) in five snaps of work on offense and had an 18-yard kickoff return.

11 Trevor Davis, WR, Rookie, California

- In two seasons at Cal, totaled 2,300 all-purpose yards, registering 1,071 yards receiving and seven touchdown catches on 64 receptions (16.7 avg.), 1,110 yards and two touchdowns on 45 kick returns (24.7 avg.), and 115 yards on 14 punt returns (8.2 avg.).
 - In 2015, set career highs in games played (13), starts (nine), all-purpose yards (team-high 1,407), kickoff returns (32), kickoff-return yards (team-best 686), receptions (40), receiving yards (672) and yards per reception (16.8 avg., No. 2 on the team).
 - As a junior, earned first-team All-Pacific-12 honors at kick returner from *Phil Steele's College Football* after ranking No. 2 nationally and leading the Pac-12 by averaging 32.6 yards per kickoff return, a school record.
- 2016 SEASON:** Has played in four games, seeing time on offense and special teams...Has four punt returns for 35 yards (8.8 avg.) with nine fair catches.

- At Jacksonville (Sept. 11):** Inactive (shoulder).
- At Minnesota (Sept. 18):** Made his NFL debut, seeing limited action on offense and special teams...Played five snaps on offense and handled punt-return duties late in the game (one fair catch, no returns).
- Vs. Detroit (Sept. 25):** Played 12 snaps on offense and nine on special teams, returning one punt for 1 yard and drawing a 66-yard pass-interference penalty early in the second quarter...Got past CB Nevin Lawson deep down the middle of the field before being tripped up by him inside the 5-yard line as QB Aaron Rodgers rolled to his left and threw the deep pass to him...The penalty gave Green Bay the ball at the Detroit 2, and Rodgers found TE Richard Rodgers on the next play for a 2-yard TD pass.
- Vs. N.Y. Giants (Oct. 9):** Had a 3-yard punt return along with two fair catches...Played seven snaps on offense.
- Vs. Dallas (Oct. 16):** Posted a career-long 25-yard punt return late in the second quarter, the longest punt return of the season for the Packers, as he took the return out to the Green Bay 46...Also played 12 snaps on offense.
- Vs. Chicago (Oct. 20):** Had one punt return for 6 yards along with four fair catches...Also played seven snaps on offense.

91 Jayrone Elliott, LB, 3rd Year, Toledo

- Set career highs in games played (14), tackles (17), solo tackles (14), interceptions (one), passes defensed (two), forced fumbles (one) and sacks (three) in 2015. Ranked No. 3 on the team with a career-best 11 special teams tackles.
 - After making the 53-man roster, played in 13 regular-season games and both postseason contests as a rookie in 2014, contributing primarily on special teams.
 - Finished the season with 15 special teams tackles in '14, No. 1 among Packers rookies and No. 2 on the team behind S Sean Richardson (17).
- 2016 SEASON:** Has played in three games and has posted four tackles (two solo), a tackle for a loss and a QB pressure...Is tied for No. 2 on the team with four tackles on special teams...Was sidelined for Weeks 1-2 due to a hamstring injury.
- At Jacksonville (Sept. 11):** Inactive (hamstring).
- At Minnesota (Sept. 18):** Inactive (hamstring).
- Vs. Detroit (Sept. 25):** Played 28 snaps on defense and 14 on special teams in his season debut...Brought down WR Golden Tate for an 8-yard loss on an end-around midway through the second quarter, avoiding a

block attempt from FB Michael Burton to tackle Tate in the backfield... Finished with two tackles (both solo) and a QB pressure and added two tackles on special teams, which was tied for the team lead.

- Vs. N.Y. Giants (Oct. 9):** Appeared on 20 plays on special teams and tied for the team lead with two tackles for the second straight games...Also played seven snaps on defense.
- Vs. Dallas (Oct. 16):** Played nine snaps on defense and 11 on special teams...Registered two assisted tackles on defense.
- Vs. Chicago (Oct. 20):** Appeared on 15 plays on special teams and four on defense.

25 Marwin Evans, S, Rookie, Utah State

- Was one of five rookie free agents to make Green Bay's Week 1 roster.
 - Started 13 of 27 games played at Utah State, totaling 83 tackles (36 solo), including 10 for a loss, two sacks, an interception for a 90-yard touchdown return, five pass breakups and three forced fumbles.
 - Started all 13 games played as a senior in 2015, recording career highs in tackles (73), solo tackles (33), tackles for a loss (10), sacks (two), interceptions (one), pass breakups (five) and forced fumbles (two).
- 2016 SEASON:** Has played in all six games on special teams and is tied for No. 2 on the team with four tackles.
- At Jacksonville (Sept. 11):** Played six snaps on special teams in his NFL debut.
- At Minnesota (Sept. 18):** Appeared on three plays on special teams...Made his first career tackle on special teams, bringing down WR Cordarrelle Patterson at the Minnesota 23 on a first-quarter kickoff return.
- Vs. Detroit (Sept. 25):** Played 10 snaps on special teams and was tied for the team lead with a career-high two tackles.
- Vs. N.Y. Giants (Oct. 9):** Appeared on 10 plays on special teams.
- Vs. Dallas (Oct. 16):** Played 14 snaps on special teams.
- Vs. Chicago (Oct. 20):** Appeared on 14 plays on special teams and registered a tackle.

51 Kyler Fackrell, LB, Rookie, Utah State

- Was named first-team All-Mountain West as a senior in 2015 after ranking first in the nation with five fumble recoveries and posting a school-record 12 QB hurries.
 - Ranked second on the Aggies with 82 tackles in '15, including a team-high 15 tackles for a loss, along with four sacks and two forced fumbles.
 - Became one of just 15 players in school history to earn first-team or second-team all-conference recognition three times during his career (2012-13, 2015).
- 2016 SEASON:** Has played in all six games, seeing time on defense and special teams...Has recorded five tackles (all solo), two sacks, a QB hit and four pressures...Leads the team with five tackles on special teams.
- At Jacksonville (Sept. 11):** Played 18 snaps on special teams, which was tied for the team high, and seven on defense in his NFL debut... Posted a tackle on special teams, bringing down RB Corey Grant at the Jacksonville 18 on the opening kickoff of the game.
- At Minnesota (Sept. 18):** Appeared on seven defensive plays and 19 on special teams...Posted a solo tackle and a QB pressure.
- Vs. Detroit (Sept. 25):** Saw increased action with LB Clay Matthews (foot/hamstring) and DE/LB Datone Jones (knee) sidelined, appearing on a career-high 37 plays on defense...Posted his first career sack, beating LT Taylor Decker in the fourth quarter to wrap up QB Matthew Stafford for a 9-yard loss...Also played 22 snaps on special teams and made a tackle.
- Vs. N.Y. Giants (Oct. 9):** Posted a sack for the second straight game, beating RT Bobby Hart to get to QB Eli Manning for a 6-yard loss late in the first half, also forcing the first fumble of his career on the sack, one that DT Kenny Clark recovered at the New York 33 and returned 2 yards to help set up a Mason Crosby FG as time expired in the first half...Finished with three tackles (all slo), two pressures and one QB hit...Also played 21 snaps on special teams (tied for the team lead) and tied for the team lead with two tackles, both coming on kickoff coverage.
- Vs. Dallas (Oct. 16):** Played 15 snaps on special teams and seven on defense...Wrapped up WR Lucky Whitehead at the Dallas 24 on a kickoff return early in the second quarter.
- Vs. Chicago (Oct. 20):** Appeared on 10 defensive plays, recording a QB pressure, and 16 plays on special teams.

61 Brett Goode, LS, 9th Year, Arkansas

- Has appeared in 133 regular-season games and 11 playoff contests since joining the club in 2008, having recorded 12 coverage tackles and a fumble recovery in his eight-plus seasons, including a career-best five tackles in 2010.

- Has snapped for all seven of the longest field goals in franchise history (all by K Mason Crosby).

2016 SEASON: Has handled all snapping duties in the first six games.

►**At Jacksonville (Sept. 11):** Handled snapping duties for all punts and placements.

►**At Minnesota (Sept. 18):** Snapped for P Jake Schum's five punts and K Mason Crosby's two extra points.

►**Vs. Detroit (Sept. 25):** Handled snapping duties for Crosby's two FGs and four extra points and Schum's two punts.

►**Vs. N.Y. Giants (Oct. 9):** Snapped for Crosby's three FGs and two extra points and Schum's four punts.

►**Vs. Dallas (Oct. 16):** Got down the field to down Schum's 47-yard punt at the Dallas 3 late in the first half...Snapped for Crosby's three FGs and one extra point and Schum's one punt.

►**Vs. Chicago (Oct. 20):** Snapped for all punts and placements.

39 Demetri Goodson, CB, 3rd Year, Baylor

- Played in 14 games and both postseason contests in his second season in 2015, seeing time on defense and special teams. Recorded nine special teams tackles during the regular season, tied for No. 4 on the team, and was tied for the team lead with three tackles in the playoffs..

- Registered six special teams tackles in '14, No. 2 on the team among rookies behind only LB Jayrone Elliott.

2016 SEASON: Has played in two games and has recorded seven tackles (five solo) and a pass defended...Was on reserve/suspended for the first four games of the season.

►**Vs. Dallas (Oct. 16):** Saw significant action in his season debut because of injuries to CBs Sam Shields, Damarius Randall and Quinten Rollins, appearing on 36 plays...Recorded two tackles (both solo) and a pass defended.

►**Vs. Chicago (Oct. 20):** Started the first game of his NFL career, opening at LCB in place of an injured Damarius Randall (groin) and appearing on all 48 snaps...Matched his career high with five tackles (three solo).

98 Letroy Guion, DT, 9th Year, Florida State

- Saw action in 13 games with four starts (three at DE, one at NT) in 2015 and also appeared in both postseason contests.

- Finished No. 2 on the defensive line in tackles (41) behind DT Mike Daniels (66) and registered multiple tackles in 10 of 13 regular-season games played, as well as both playoff games.

- Started all 16 games for the first time in his career in his first season in Green Bay in 2014.

- Registered a career-high 62 tackles (31 solo), a career-best 3½ sacks, a forced fumble, a pass defended, 10 QB hits and 13 pressures in '14. Ranked second on the defensive line in tackles behind only Daniels (69).

2016 SEASON: Has started all five games he has played in and has registered 12 tackles (six solo), including three for a loss, and two QB hits... Was sidelined in Week 3 (knee)...Part of a run defense that ranks No. 1 in the league in rushing yards allowed per game (71.8) and yards allowed per carry (3.15 avg.) and tied for No. 2 in runs of 10-plus yards allowed (10).

►**At Jacksonville (Sept. 11):** Started and played 39 snaps, recording four tackles (two solo), including two tackles for a loss...Brought down RB T.J. Yeldon for a 2-yard loss on a first-quarter run and then stopped him again for a 2-yard loss on a run on the same drive...Helped limit the Jaguars to just 48 yards rushing on 26 carries (1.8 avg.), the first time they had rushed for 48 or fewer yards on 25-plus attempts since Nov. 14, 1999 (vs. Baltimore, 47 yards on 26 attempts).

►**At Minnesota (Sept. 18):** Started, but was limited to just eight snaps of action after injuring his knee in the second quarter...Finished with two tackles (both solo), including one where he blew past C Joe Berger to bring down RB Adrian Peterson for a 4-yard loss on a run early in the second quarter.

►**Vs. Detroit (Sept. 25):** Inactive (knee), his first game missed due to injury as a member of the Packers.

►**Vs. N.Y. Giants (Oct. 9):** Started and played 28 snaps, finishing with two assisted tackles and a pass defended...Batted down a QB Eli Manning pass on New York's opening drive...Helped limit the Giants to just 43 yards rushing on 15 carries (2.9 avg.), bringing Green Bay's four-game total to just 171 rushing yards allowed, the second-fewest allowed by an NFL team in the first four games of a season since individual stats began to be recorded in 1933 behind only the 157 yards allowed by the 1995 San Francisco 49ers.

►**Vs. Dallas (Oct. 16):** Started and appeared on 38 plays, recording two tackles (one solo) and a QB hit.

►**Vs. Chicago (Oct. 20):** Started and played 16 snaps, posting two tackles (one solo).

36 LaDarius Gunter, CB, 2nd Year, Miami

- One of two rookie free agents to make Green Bay's opening-day roster in 2015.

- Saw action in eight games as a rookie, recording two tackles on special teams.

- Appeared in one postseason contest, playing 31 snaps on defense and 13 on special teams due to an injury to CB Quinten Rollins.

2016 SEASON: Has played in all six games with five starts and has posted 18 tackles (14 solo), a tackle for a loss, four passes defended and a forced fumble...Is tied for No. 2 on the team in passes defended.

►**At Jacksonville (Sept. 11):** Played 24 snaps on defense, registering two tackles (one solo).

►**At Minnesota (Sept. 18):** Made his first NFL start, opening at RCB in place of an injured Sam Shields (concussion)...Played 35 snaps and posted a career-high five tackles (all solo) and a forced fumble...The forced fumble came early in the second quarter when he punched the ball out from WR Adam Thielen after he made a catch over the middle on third down, a fumble that Thielen recovered.

►**Vs. Detroit (Sept. 25):** Started for the second straight week at RCB in place of an injured Shields, appearing on 63 of 68 defensive plays and recording three tackles (all solo) and a pass defended...Came up to drill RB Theo Riddick on a first-quarter screen pass for a loss of 3 yards...Broke up a deep pass from QB Matthew Stafford to WR Marvin Jones in the second quarter, nearly making a leaping interception in the end zone.

►**Vs. N.Y. Giants (Oct. 9):** Started at RCB for the third straight contest in place of Shields, one of five defensive players to play all 56 snaps... Helped limit the Giants' top three WRs (Odell Beckham Jr., Sterling Shepard and Victor Cruz) to a combined seven catches for 70 yards (10.0 avg.) and a TD...Recorded an assisted tackle and a pass defended.

►**Vs. Dallas (Oct. 16):** Started at RCB for the fourth straight game, appearing on 64 of 65 snaps, and registered four tackles (two solo).

►**Vs. Chicago (Oct. 20):** Started at RCB and played all 48 snaps, finishing with three tackles (all solo) and a team-high two passes defended... Helped limit WR Alshon Jeffery to just three receptions for 33 yards (11.0 avg.) on the evening.

28 Josh Hawkins, CB, Rookie, East Carolina

- Was one of five rookie free agents to make Green Bay's opening-day roster.

- Started 28 of 50 career games played at East Carolina, totaling 139 tackles (88 solo), including 3½ for a loss, a forced fumble, nine interceptions and 22 pass breakups.

- Opened 10 of 12 games played as a senior in 2015, logging 42 tackles (27 solo), two interceptions for 100 return yards, and four pass breakups.

2016 SEASON: Has played in four games and has posted a pass defended...Was sidelined for Weeks 1-2 due to a hamstring injury.

►**At Jacksonville (Sept. 11):** Inactive (hamstring).

►**At Minnesota (Sept. 18):** Inactive (hamstring).

►**Vs. Detroit (Sept. 25):** Made his NFL debut, appearing on seven plays on defense and six on special teams...Had a pass defended midway through the second quarter, coming back on the ball and diving over WR Golden Tate as he knocked down QB Matthew Stafford's pass.

►**Vs. N.Y. Giants (Oct. 9):** Played 10 snaps on special teams.

►**Vs. Dallas (Oct. 16):** Appeared on three plays on special teams.

►**Vs. Chicago (Oct. 20):** Played 13 snaps on special teams.

7 Brett Hundley, QB, 2nd Year, UCLA

• Served as the No. 3 QB behind Aaron Rodgers and Scott Tolzien in 2015 and was inactive for all 16 regular-season games and both playoff contests.

• Led the NFL with 630 passing yards in the 2015 preseason, completing 45 of 65 passes (69.2 percent) for seven TDs with one INT for a 129.6 passer rating (No. 3 in the NFL).

• Registered a 142.4 passer rating in the preseason finale vs. New Orleans (Sept. 3), connecting on 16 of 23 passes for 236 yards and four TDs with no INTs.

2016 SEASON: Has served as the No. 2 QB in all six games this season, but has not seen any action.

33 Micah Hyde, DB, 4th Year, Iowa

• Started 23 games in his first three seasons, opening 11 contests at nickel back, seven at free safety and five at strong safety.

• Only defensive back in franchise history (since 1982) to register a sack in each of his first four seasons in the NFL (2013-16).

• Is one of only two defensive backs in the NFL (Rams S T.J. McDonald) to register at least one sack each of the last four seasons.

• Is tied for No. 1 on the Packers (Sam Shields) with five interceptions since 2014, including a career-best three in 2015.

• Is tied for No. 1 in franchise history (Desmond Howard, Will Blackmon) with three career punt returns for TDs.

2016 SEASON: Has played in all six games with four starts (one at SS, two at CB, one as extra safety) and has recorded 29 tackles (23 solo), four tackles for a loss, a sack, two passes defensed, a QB hit and a pressure... Has four fair catches but no returns on punts.

►**At Jacksonville (Sept. 11):** Played 32 snaps on defense and registered a solo tackle...Had a key fumble recovery on LB Joe Thomas' interception early in the first quarter, recovering the fumble at the Jacksonville 29 to retain possession and help set up the Green Bay offense for its first score...Was one of a host of defenders to bring down WR Allen Hurns for a 1-yard loss on fourth-and-1 with 23 seconds remaining to secure the 27-23 victory for Green Bay...Added a tackle on special teams and served as the punt returner, but did not have any returns.

►**At Minnesota (Sept. 18):** Played 34 snaps on defense and posted three tackles (one solo)...Also served as the primary punt returner, but did not have any returns (four fair catches).

►**Vs. Detroit (Sept. 25):** Started at SS in place of an injured Morgan Burnett (groin), appearing on 67 of 68 defensive plays...Led the team with a career-high 10 tackles (all solo), adding a pass defensed and a QB hit.

►**Vs. N.Y. Giants (Oct. 9):** Started as the third CB with starters Damarious Randall (groin) and Sam Shields (concussion) both sidelined... Appeared on all 56 plays, one of five Green Bay defenders to do so, and matched his career high by posting 10 tackles (seven solo) for the second straight week, including a sack and three tackles for a loss...Helped limit the Giants' top three WRs (Odell Beckham Jr., Sterling Shepard and Victor Cruz) to a combined seven catches for 70 yards (10.0 avg.) and a TD... With just under two minutes remaining in the first half, broke up QB Eli Manning's pass intended for Shepard near the sideline on third-and-6, forcing the Giants to settle for a 41-yard FG...Was credited with a sack late in the third quarter when he knocked Beckham out of bounds after the WR took a toss and then was looking to pass...It marked his fourth straight season with a sack (2013-16), making him the only Green Bay defensive back (since 1982) to record a sack in each of his first four seasons.

►**Vs. Dallas (Oct. 16):** Started as the third safety and played 53 of 65 snaps, finishing with two tackles (both solo).

►**Vs. Chicago (Oct. 20):** Started as the third CB and played all 48 snaps...Registered three tackles (two solo), including a stop of RB Jordan Howard for a 1-yard loss on a second-quarter run, and a pass defensed.

34 Don Jackson, RB, Rookie, Nevada

• Was originally signed by Green Bay as an undrafted free agent on May 6.

• Played three years at Nevada, amassing 2,371 yards (No. 13 in school history) and 19 TDs on 528 carries (4.5 avg.).

2016 SEASON: Has played in one game...Spent the first six games on Green Bay's practice squad before being signed to the 53-man roster on Oct. 20.

►**Vs. Chicago (Oct. 20):** Played six snaps in his NFL debut after being signed to the active roster the day of the game...Had two carries for 6 yards (3.0 avg.) before departing the game due to a hand injury.

83 Jeff Janis, WR, 3rd Year, Saginaw Valley State

• Played in all 16 games last season, ranking No. 2 on the team with 15 tackles on special teams and posting a 29.0-yard average on 14 kickoff returns, including three of 45-plus yards.

• Registered seven catches for 145 yards (20.7 avg.) and two TDs in an NFC Divisional playoff contest at Arizona last season, becoming the first player in franchise history to record seven-plus receptions, 140-plus receiving yards and two-plus TD catches in a postseason game.

• Appeared in three contests as a rookie in 2014, posting two receptions for 16 yards (8.0 avg.).

2016 SEASON: Has played in all six games, seeing time on offense and special teams...Was limited to playing on special teams for the first three games because of an injured hand that required him to wear a club cast... Has four catches for 23 yards (5.8 avg.)...Has registered two tackles on special teams and has two kickoff returns for 35 yards (17.5 avg.).

►**At Jacksonville (Sept. 11):** Playing with a club on his injured hand, appeared on 12 plays on special teams.

►**At Minnesota (Sept. 18):** Played 15 snaps on special teams.

►**Vs. Detroit (Sept. 25):** Appeared on 11 plays on special teams and saw his first offensive action of the season, playing the final three snaps of the game as QB Aaron Rodgers took a knee to run out the clock...Made a tackle on special teams.

►**Vs. N.Y. Giants (Oct. 9):** Appeared on 21 plays on special teams (tied for the team lead) and 13 on offense, playing without a club cast on his injured hand for the first time this season...Had an 18-yard kickoff return and a tackle on special teams.

►**Vs. Dallas (Oct. 16):** Played 32 snaps on offense and registered his first catches of the season, hauling in two passes for 14 yards (7.0 avg.).

►**Vs. Chicago (Oct. 20):** Played a season-high 41 snaps on offense and had two catches for 9 yards (4.5 avg.)...Also had a 17-yard kickoff return.

95 Datone Jones, DE/LB, 4th Year, UCLA

• Ranks No. 2 among Packers defensive linemen with eight sacks since 2013 (Mike Daniels, 17).

• Finished second on the team with 13 QB hits in 2015.

• Played in 13 games with three starts and appeared in both playoff contests in 2014. Ranked No. 4 on the team in pressures (15) and tied for No. 5 in QB hits (eight) during the regular season.

2016 SEASON: Has played in five games and has registered 10 tackles (seven solo), a tackle for a loss, four QB hits, six pressures and a pass defensed.

►**At Jacksonville (Sept. 11):** Played 40 snaps on defense and recorded a QB pressure and a QB hit...Helped limit the Jaguars to just 48 yards rushing on 26 carries (1.8 avg.), the first time they had rushed for 48 or fewer yards on 25-plus attempts since Nov. 14, 1999 (vs. Baltimore, 47 yards on 26 attempts).

►**At Minnesota (Sept. 18):** Appeared on 34 defensive plays and posted three tackles (two solo)...Stopped WR Cordarrelle Patterson for a 4-yard loss on an end-around early in the fourth quarter.

►**Vs. Detroit (Sept. 25):** Inactive (knee).

►**Vs. N.Y. Giants (Oct. 9):** Returned to action after missing one game and played 24 snaps on defense, recording two tackles (one solo) and two pressures.

►**Vs. Dallas (Oct. 16):** Played 33 snaps and registered five tackles (four solo), a team-high three QB pressures and a QB hit.

►**Vs. Chicago (Oct. 20):** Appeared on 21 plays and recorded two QB pressures, two QB hits and a pass defensed...Late in the fourth quarter,

got a piece of the ball to break up a QB Matt Barkley pass intended for TE Zach Miller...Later in the quarter, made an inside move on T Bobby Massie and hit Barkley as he released the ball, a pass that was intercepted by LB Nick Perry at the Green Bay 40.

27 Eddie Lacy, RB, 4th Year, Alabama

- Ranks No. 5 in the league in rushing yards (3,435) and tied for No. 7 in rushing TDs (23) since 2013.
- With 3,075 rushing yards from 2013-15, joined RB John Brockington (3,276, 1971-73) as the only two players in franchise history to rush for 3,000-plus yards in their first three seasons in the NFL.
- Was one of only two NFL players (Bills RB LeSean McCoy) to have three or more 100-yard rushing games each season from 2013-15.
- With 1,178 rushing yards in 2013 and 1,139 in 2014, became just the fifth player in franchise history to register back-to-back 1,000-yard rushing seasons.

2016 SEASON: Started all five games he has appeared in and leads the team with 360 rushing yards on 71 carries (5.1 avg.)...Has registered 10 runs of 10-plus yards and also has four receptions for 28 yards (7.0 avg.)...Was placed on injured reserve (ankle) on Oct. 20.

►**At Jacksonville (Sept. 11):** Led the team with 61 rushing yards on 14 attempts (4.4 avg.), highlighted by a 28-yard run late in the third quarter...Took the handoff to the right side, first cutting left before cutting right at the second level as he made S Tashaun Gipson miss as he took the ball to the Jacksonville 17, a run that would help set up K Mason Crosby's 20-yard FG...Added a 17-yard catch on a screen pass in the second quarter, bouncing off a tackle attempt by S Johnathan Cyprien and then diving over Gipson at the end of the play.

►**At Minnesota (Sept. 18):** Posted a team-high 50 yards rushing on 12 carries (4.2 avg.)...Had two runs of 10-plus yards, a 13-yarder up the middle in the fourth quarter and a 12-yard gain off the left end in the third quarter.

►**Vs. Detroit (Sept. 25):** Led the team with 103 rushing yards on just 17 carries (6.1 avg.), the 11th 100-yard rushing game of his career as he moved past RB Dorsey Levens (10) for sole possession of the No. 5 spot in team history...Rushed for a season-high five first downs, highlighted by a 25-yard run in the second quarter that he took up the middle and then bounced out down the right sideline for the big gain.

►**Vs. N.Y. Giants (Oct. 9):** Led the team with 81 yards rushing on just 11 carries (7.4 avg.), exiting the game in the third quarter due to an ankle injury...Rushed for 77 yards in the first half, the second-best mark in his career in a first half behind only his 84-yard effort at Tampa Bay on Dec. 21, 2014...His average of 7.4 yards per carry was the second best of his career in a game with 10-plus carries behind only his 8.1 yard average vs. Minnesota on Oct. 2, 2014 (13 carries for 105 yards)...Posted a season-long 31-yard run midway through the second quarter, initially taking the run outside before cutting inside and then bouncing it out again, making S Andrew Adams miss at the second level as he took it down the sideline to the New York 49.

►**Vs. Dallas (Oct. 16):** Playing through an ankle injury, led the team with 65 yards on 17 carries (3.8 avg.), including a 25-yard run to the Dallas 28 midway through the first quarter...Took the carry off of right end, hurdling S Byron Jones toward the end of the run for extra yardage...It marked his third straight game with a carry of 25-plus yards, the first Packer to accomplish that feat in a single season since RB Ryan Grant in 2007 (Weeks 12-14).

70 T.J. Lang, G, 8th Year, Eastern Michigan

- Has started 85 games over the past five-plus seasons (2011-16), the most by any Green Bay player on the offensive side of the ball over that span.
- Opened all 15 contests he played in at RG in 2015 and was named a Pro Bowl alternate for the second straight season.
- Has started 87 games during his career, opening contests at four different positions (53 at RG, 27 at LG, five at RT, two at LT).

2016 SEASON: Has started all six games at RG...Part of a line that has helped the Packers rank No. 1 in third-down conversions (50.6 percent).

tied for No. 5 in the NFL in sacks allowed with 11, and No. 5 in time of possession (31:36).

►**At Jacksonville (Sept. 11):** Started at RG and played all 64 snaps...Helped protect QB Aaron Rodgers as he was sacked just one time on the afternoon and as he threw for 199 yards and two TDs on 20-of-34 passing with a rushing TD.

►**At Minnesota (Sept. 18):** Started at RG and played 70 of 71 snaps, coming off the field for one play in the third quarter when his shoe fell off.

►**Vs. Detroit (Sept. 25):** Started at RG and played all 54 snaps, helping to clear the way for RB Eddie Lacy's season-high 103 yards rushing on just 17 carries (6.1 avg.)...Also protected Rodgers as he threw a season-high four TD passes, with all of them coming in the first half.

►**Vs. N.Y. Giants (Oct. 9):** Started at RG and played all 80 snaps, helping the offense record season bests for total yards (406), rushing yards (147), first downs (23) and time of possession (36:38)...Part of a line that did not allow a sack of Rodgers and helped clear the way for Lacy's 81 rushing yards on just 11 carries (7.4 avg.).

►**Vs. Dallas (Oct. 16):** Started at RG and played all 70 snaps, helping the offense post season highs for total first downs (24) and passing first downs (17)...Protected Rodgers as he completed 31 of 42 passes for 294 yards and a TD with one INT and was sacked just once on the afternoon.

►**Vs. Chicago (Oct. 20):** Started at RG and appeared on 71 of 87 plays, missing the first two series of the second half due to a hip injury...Helped the offense record 406 total yards (tied for the season high) and a 39:36 time of possession, the best mark by Green Bay since Oct. 27, 2013, at Minnesota (40:54)...Protected Rodgers as he completed a franchise-record 39 passes, including 10-plus passes to three different players (WRs Davante Adams, Randall Cobb and Ty Montgomery), only the second time in NFL history (New England Patriots, Nov. 13, 1994) that a team has accomplished that feat in a game.

94 Dean Lowry, DE, Rookie, Northwestern

• Earned second-team All-Big Ten honors as a senior in 2015 after posting 46 tackles (27 solo), including 13½ tackles for a loss (second on the team), three sacks, an interception, a fumble recovery and seven passes defended.

• Set a school single-game record and tied the sixth-best mark in conference history with six tackles for a loss in Northwestern's win at Nebraska in 2015.

• Was an honorable mention All-Big Ten choice as a junior in 2014 after recording 41 tackles (25 solo), including eight tackles for a loss, four sacks, a forced fumble and eight passes defended.

2016 SEASON: Has played in all six games, seeing limited action on defense and special teams...Has registered three tackles (two solo) and a tackle for a loss on defense along with three QB pressures and a QB hit.

►**At Jacksonville (Sept. 11):** Appeared on seven defensive plays in his NFL debut.

►**At Minnesota (Sept. 18):** Appeared on six plays on defense.

►**Vs. Detroit (Sept. 25):** Played 11 snaps on defense and six on special teams...Shed a block from LT Taylor Decker to stop RB Theo Riddick for a 1-yard loss on a second-quarter run...Finished with two tackles (both solo).

►**Vs. N.Y. Giants (Oct. 9):** Played eight snaps on defense, posting an assisted tackle and two QB pressures.

►**Vs. Dallas (Oct. 16):** Appeared on three plays on defense and one on special teams.

►**Vs. Chicago (Oct. 20):** Played four snaps on defense, recording a QB pressure and a QB hit.

50 Blake Martinez, LB, Rookie, Stanford

• Finished his collegiate career with 257 tackles (137 solo), 13½ tackles for a loss, 6½ sacks, five interceptions and five forced fumbles in 51 games played. Led the team in tackles as a junior (102) and senior (141).

• Led the Pacific-12 and ranked seventh nationally with 141 tackles (75 solo) as a senior, averaging a conference-best 10.1 tackles per game. Recorded 84 more tackles than the No. 2 tackler on the team.

• In 2015, was named third-team All-America by *The Associated Press*, second-team All-America by *USA Today* and *Phil Steele's College Football*,

and first-team All-Pac-12 by *AP* and *Phil Steele's College Football*.

2016 SEASON: Has played in all six games with five starts at ILB and ranks No. 3 on the team with 33 tackles (22 solo), a tackle for a loss, an interception and two passes defended...Part of a run defense that ranks No. 1 in the league in rushing yards allowed per game (71.8) and yards allowed per carry (3.15 avg.) and tied for No. 2 in runs of 10-plus yards allowed (10).

►**At Jacksonville (Sept. 11):** Started and played 47 snaps, becoming the first Green Bay rookie to start on defense in Week 1 since LB Nick Perry in 2012...Was tied for the team lead with nine tackles (five solo) and added a tackle on special teams...Helped limit the Jaguars to just 48 yards rushing on 26 carries (1.8 avg.), the first time they had rushed for 48 or fewer yards on 25-plus attempts since Nov. 14, 1999 (vs. Baltimore, 47 yards on 26 attempts).

►**At Minnesota (Sept. 18):** Started and played 41 snaps, recording six tackles (five solo) and a pass defended...Tackled RB Matt Asiata for a 2-yard loss on a run late in the fourth quarter...Helped limit RB Adrian Peterson to just 19 yards on 12 carries (1.6 avg.), tied for the fourth-lowest yardage total of Peterson's career, with a long of 5 yards.

►**Vs. Detroit (Sept. 25):** Started and played 30 snaps, leaving the game for a stretch after a cut on his face opened up again...Registered five tackles (all solo) and helped limit the Lions to just 50 yards rushing on 23 carries (2.2 avg.)...Added a tackle on special teams.

►**Vs. N.Y. Giants (Oct. 9):** Started and played 15 snaps, missing some action due to the cut on his face opening up again...Registered three tackles (two solo).

►**Vs. Dallas (Oct. 16):** Registered six tackles (three solo) in 46 snaps of action.

►**Vs. Chicago (Oct. 20):** Started and played 35 of 48 snaps, recording four tackles (two solo) and the first interception of his career...Late in the fourth quarter, dropped into coverage and intercepted a QB Matt Barkley pass intended for TE Zach Miller that was deflected by S Morgan Burnett, making the pick at the Chicago 42 and returning it 4 yards.

52 Clay Matthews, LB, 8th Year, Southern California

• Ranks No. 2 in franchise history with 70.5 career sacks, trailing only DE Kabeer Gbaja-Biamila (74.5).

• Has earned six Pro Bowl selections in his seven-year career, two more than any Packers linebacker and tied with DE Reggie White for the second-most selections by a defensive player in team history, trailing only S Willie Wood (eight).

• Became the first player in franchise history to earn Pro Bowl recognition in each of his first four seasons in the league (2009-12).

• Is tied for No. 1 in franchise history (since 1982) with four 10-sack seasons (White and Gbaja-Biamila).

2016 SEASON: Has started all five games he has played in (four at OLB, one at ILB) and ranks No. 2 on the team with three sacks...Has registered 16 tackles (13 solo), four tackles for a loss, nine QB hits (No. 2 on the team) and six pressures (tied for No. 2)...Part of a run defense that ranks No. 1 in the league in rushing yards allowed per game (71.8) and yards allowed per carry (3.15 avg.) and tied for No. 2 in runs of 10-plus yards allowed (10).

►**At Jacksonville (Sept. 11):** Started at LOLB and played 53 snaps, finishing with four tackles (three solo), a sack, a QB pressure and a QB hit...Came from the right side to beat LT Kelvin Beachum for a 10-yard sack of QB Blake Bortles on third-and-2 midway through the first quarter...The sack gave him 68.5 for his career as he moved into a tie with White for No. 2 on the all-time franchise list (since 1982)...Added a tackle for a loss later in the first quarter, powering his way into the backfield to bring down RB T.J. Yeldon for a 7-yard loss.

►**At Minnesota (Sept. 18):** Started at ROLB and played 38 snaps, finishing with three tackles (all solo) a sack, three QB pressures and two QB hits...On a third-and-2 early in the third quarter, fought off a block from T Matt Kalil to sack QB Sam Bradford for a 7-yard loss and force a Minnesota punt.

►**Vs. Detroit (Sept. 25):** Inactive (ankle/hamstring), snapping a streak of 34 straight games played in the regular season.

►**Vs. N.Y. Giants (Oct. 9):** Returned to action, starting at ROLB and posting three tackles (all solo), a sack, a pressure and three QB hits...Early in the third quarter, fought off a block from LT Ereck Flowers to bring down QB Eli Manning for a 3-yard sack, the first time Matthews has started a season with a sack in each of his first three games played.

►**Vs. Dallas (Oct. 16):** Started the game as the lone ILB and played 45 snaps on the afternoon, finishing with two tackles (one solo).

►**Vs. Chicago (Oct. 20):** Started at ROLB and played 27 snaps, recording four tackles (three solo), a team-high three QB hits and a pressure.

88 Ty Montgomery, WR, 2nd Year, Stanford

• Played in six games with three starts as a rookie in 2015 before an ankle injury that he sustained in Week 6 vs. San Diego would sideline him for the remainder of the season.

• Caught 15 passes for 136 yards (9.1 avg.) and two TDs and posted a 31.1-yard average on seven kickoff returns last season.

• Finished his career at Stanford as the school's all-time leader in kickoff return yards with 2,493, besting Chris Owusu's mark of 2,132 yards from 2008-11.

2016 SEASON: Has played in all six games with one start (at RB), seeing time on offense and special teams...Has 20 catches for 164 yards (8.2 avg.), 14 carries for 66 yards (4.7 avg.) and has returned six kickoffs for 147 yards (24.5 avg.)...Has posted a tackle on special teams.

►**At Jacksonville (Sept. 11):** Played 11 snaps on offense and 14 on special teams, returning one kickoff for 14 yards.

►**At Minnesota (Sept. 18):** Midway through the first quarter, partially blocked Jeff Locke's punt as the ball traveled just 3 yards to the Green Bay 46, giving the Packers their best field position of the evening to help set up their first score of the game (1-yard TD pass from QB Aaron Rodgers to WR Jordy Nelson)...Had one kickoff return for 21 yards.

►**Vs. Detroit (Sept. 25):** Had a 24-yard kickoff return and provided the offense with good field position because of his decision on another return late in the first quarter...With P Sam Martin's kickoff bouncing near the sideline inside the 5-yard line, got his feet out of bounds and extended his body to fall on the ball at the 3-yard line, giving the Packers possession at their 40-yard line since the ball is considered out of bounds according to the rule book...Added a tackle on special teams.

►**Vs. N.Y. Giants (Oct. 9):** Had one kickoff return for 24 yards.

►**Vs. Dallas (Oct. 16):** Played 35 snaps on offense and registered a career-high 10 catches for a career-best 98 yards (9.8 avg.), with six of the catches going for first downs...His catch total was the best by a Packer on the season...Also had 6 rushing yards on three carries (2.0 avg.) and two kickoff returns for 64 yards (32.0 avg.), highlighted by a season-long 40-yard return in the fourth quarter

►**Vs. Chicago (Oct. 20):** With injuries to RBs Eddie Lacy (ankle/injured reserve) and James Starks (knee), made his first pro start at RB, finishing with 10 catches for 66 yards (6.6 avg.) and a career-high 60 yards rushing on nine carries (6.7 avg.)...Became just the third player in team history to register back-to-back games with 10-plus catches in a single season, joining WRs Sterling Sharpe (1993) and Don Hutson (1942)...Became the first Packer to register 60-plus rushing yards and 60-plus receiving yards since RB Ahman Green at Detroit on Sept. 24, 2006...Had a career-long 30-yard run up the middle on the first play of Green Bay's second drive of the second half, helping to kick-start a 13-play, 85-yard TD drive, one of three straight TD drives for the Packers.

68 Kyle Murphy, T, Rookie, Stanford

• Played in 54 games with 34 starts in four years at Stanford. Named third-team All-America by *Phil Steele's College Football* as a senior after serving as a team captain and starting all 14 games at left tackle.

• Started all 13 games at right tackle as a junior and was selected second-team All-Pacific-12 by *Phil Steele's College Football*.

• Played in 14 games with two starts in 2012, joining G Joshua Garnett as the first true freshmen offensive linemen to start at Stanford since 2000.

2016 SEASON: Has been inactive for all six games (healthy scratch).

87 Jordy Nelson, WR, 9th Year, Kansas State

- One of just two players in franchise history (WR Sterling Sharpe, 1989 and 1992) to register two seasons with 85-plus receptions and 1,300-plus receiving yards, having done it in 2011 and 2014.
- Eclipsed the 1,000-yard receiving mark three times over a four-year span (2011, 2013-14).
- Ranks No. 7 in franchise history in receptions (426), No. 8 in receiving yards (6,421) and tied for No. 5 in TD receptions (54).
- Set a single-season franchise record with 1,519 receiving yards in 2014, topping WR Robert Brooks' mark of 1,497 yards in 1995, on the way to being selected to his first career Pro Bowl and earning second-team All-Pro honors from *The Associated Press*.
- Ranked No. 4 in the NFL and No. 2 among wide receivers (Dez Bryant, 50) with 43 TD catches from 2011-14.

2016 SEASON: Has started all six games and has caught 27 passes for 321 yards (11.9 avg.) and five TDs...Is tied for No. 3 in the league in TD catches...Posted five TD receptions in the first four games, tied for the fourth most in franchise history behind only Don Hutson (seven in 1942, six in 1945) and Bob Mann (six in 1951).

►**At Jacksonville (Sept. 11):** After missing the entire 2015 season due to a knee injury, returned to the starting lineup and played 54 snaps, tying for the team lead with six catches for 32 yards (5.3 avg.) and a TD...The TD catch was the 50th of his career and came with just over three minutes remaining in the first half to give the Packers a 14-10 lead as he found an opening in the middle of the end zone.

►**At Minnesota (Sept. 18):** Started and played 68 of 71 snaps, pacing the team with 73 yards receiving and a TD on five catches (14.6 avg.)... Caught a 1-yard TD pass from QB Aaron Rodgers in the first quarter, moving him into sole possession of the No. 6 spot in team history with 51 TD catches...It marked the third time in his career that he had caught at least one TD pass in both of the first two games (also 2011 and 2013)... Made a leaping 39-yard catch down to the Minnesota 4 early in the fourth quarter over CB Trae Waynes that helped set up Rodgers' 10-yard TD run three plays later...Also had a 21-yard grab in the second quarter, hauling in a quick pass over Waynes before taking it down the sideline to the Minnesota 48.

►**Vs. Detroit (Sept. 25):** Started and played 49 of 54 snaps, leading the team with six catches for 101 yards (16.8 avg.) and two TDs, with all of his receptions coming in the first half...It marked the third time in his career that he had posted 100-plus receiving yards in a first half (Weeks 10-11 in 2014)...Joined WR James Jones as the only Packers over the past 15 seasons (2002-16) to register at least one TD grab in each of the first three games of the season...On his first TD, an 8-yard grab late in the first quarter, came out of the slot and went to the middle of the end zone before moving to his right to find an opening for a scrambling Rodgers to get him the ball...Helped set up the score with a 49-yard catch, the longest reception by a Packer in the first three games, as he beat LB Thurston Armbrister over the middle to make a leaping grab in stride before taking it down the sideline to the Detroit 11...Late in the first half, beat CB Darius Slay down the right sideline to catch a perfectly thrown ball from Rodgers over his shoulder for the 17-yard score...His two TD catches gave him 53 for his career, moving him into a tie with WR Greg Jennings for the No. 5 spot in franchise history.

►**Vs. N.Y. Giants (Oct. 9):** Started and played 72 of 80 snaps, finishing with four receptions for 38 yards (9.5 avg.) and a TD with all four catches going for first downs...On Green Bay's opening drive, freed himself from the coverage of CB Eli Apple in the end zone to make a diving grab for a 2-yard TD, making him the first Packer to catch a TD pass in each of the team's first four games since WR Bill Schroeder in 2001.

►**Vs. Dallas (Oct. 16):** Started and played 64 of 70 snaps...Caught five passes for 68 yards (13.6 avg.), including a 25-yard reception midway through the fourth quarter to help set up a 6-yard TD pass from Rodgers to WR Randall Cobb two plays later...Beat CB Anthony Brown down the sideline on the play to make a leaping grab down to the Dallas 11.

►**Vs. Chicago (Oct. 20):** Started and played 83 of 87 snaps, finishing with one catch for 9 yards...Drew a 44-yard pass-interference penalty on S Adrian Amos on a deep ball down the middle of the field to the Chicago 20.

64 Mike Pennel, DT, 3rd Year, Colorado State-Pueblo

- Played in all 16 games with five starts in 2015 and posted 35 tackles (22 solo), a sack, a forced fumble, three QB hits and four pressures.
- Made the team as a rookie free agent and played in 13 games in 2014. One of two undrafted rookie free agents to be on the Packers' 53-man roster for Week 1 (LB Jayrone Elliott).

2016 SEASON: Has played in two games and has registered four tackles (one solo), including a tackle for a loss, and a pass defended...Was on reserve/suspended for the first four games of the season.

►**Vs. Dallas (Oct. 16):** Played 13 snaps on defense in his season debut, recording two tackles (one solo), including a tackle for a loss when he stopped RB Ezekiel Elliott for a 3-yard loss on a fourth-quarter run.

►**Vs. Chicago (Oct. 20):** Appeared on 11 plays on defense, recording two tackles (both assisted) and a pass defended...Batted down a QB Matt Barkley pass intended for WR Alshon Jeffery over the middle early in the fourth quarter.

56 Julius Peppers, LB, 15th Year, North Carolina

- Has been selected to the Pro Bowl nine times during his career, including last season (2004-06, 2008-12, 2015), and has been named first-team All-Pro by *The Associated Press* three times (2004, 2006, 2010). Was named to the NFL's All-Decade Team for the 2000s.
- Has played in 224 games with 218 starts as a pro, appearing in all 16 contests in 12 of his first 14 seasons in the NFL. Has missed just two games due to injury during his career.
- Is the only player in NFL history with 100-plus sacks (138.5) and 10-plus interceptions (11).
- Since entering the NFL in 2002, ranks No. 1 in the league in sacks (138.5) and No. 3 in forced fumbles (46). His career sack total ranks No. 6 in NFL history (since 1982).

2016 SEASON: Has played in all six games with two starts and ranks No. 3 on the team with 2.5 sacks...Has posted eight tackles (five solo), three tackles for a loss, a forced fumble, six QB hits and six pressures.

►**At Jacksonville (Sept. 11):** Played 29 snaps and posted an assisted tackle.

►**At Minnesota (Sept. 18):** Led the team with 1.5 sacks, moving into a tie for No. 7 in NFL history with Dent and Randle (137.5 sacks)...Midway through the second quarter, fought off a block from T Andre Smith to bring down QB Sam Bradford for a 7-yard sack and force a three-and-out... Shared a 9-yard sack with LB Nick Perry on a third-and-11 in the fourth quarter, knocking back Smith on his way to the 9-yard sack of Bradford.

►**Vs. Detroit (Sept. 25):** Started at LOLB with LB Clay Matthews sidelined (ankle/hamstring) and appeared on 32 plays...Posted two tackles (one solo) and a QB pressure.

►**Vs. N.Y. Giants (Oct. 9):** Appeared on 23 defensive plays and recorded a solo tackle, a pressure and a pass defended...Walked back G John Jerry late in the third quarter and batted down a QB Eli Manning pass.

►**Vs. Dallas (Oct. 16):** Started at LOLB and played 32 snaps, recording a turnover play late in the first quarter with a strip-sack of QB Dak Prescott...Beat RT Doug Free on the play to get to Prescott, hitting his arm to force the fumble that was caught in the air by LB Joe Thomas at the Green Bay 24 and returned 6 yards...Finished with two tackles (one solo) and two QB pressures.

►**Vs. Chicago (Oct. 20):** Played 18 snaps and registered two QB hits and a pass defended...Got a piece of QB Brian Hoyer's pass intended for WR Alshon Jeffery in the first quarter.

80 Justin Perillo, TE, 3rd Year, Maine

- Played in a career-high nine games last season and made the first receptions of his career, finishing with 11 catches for 102 yards (9.3 avg.) and a TD.
- Started out the 2015 season on Green Bay's practice squad before being signed to the 53-man roster on Oct. 14, where he remained for the rest of the season.
- Appeared in two games as a rookie in 2014, starting out the season on the practice squad for the first nine contests before being signed to the active roster for the final seven games and both playoff contests.

2016 SEASON: Has played in all six games, seeing limited action on

offense and special teams...Has two catches for 17 yards (8.5 avg.).

►**At Jacksonville (Sept. 11):** Appeared on six plays on special teams.

►**At Minnesota (Sept. 18):** Played three snaps on offense and four on special teams.

►**Vs. Detroit (Sept. 25):** Saw increased action on offense with TE Jared Cook departing the game in the second quarter (ankle)...Played 17 snaps and had a 13-yard reception, his first catch of the season.

►**Vs. N.Y. Giants (Oct. 9):** Appeared on 13 plays on offense and seven on special teams.

►**Vs. Dallas (Oct. 16):** Had a 4-yard catch and played 16 snaps on offense...Also appeared on seven plays on special teams.

►**Vs. Chicago (Oct. 20):** Played 14 snaps on offense and three on special teams.

53 Nick Perry, LB, 5th Year, Southern California

• Tied the franchise record for sacks in a single postseason (LB Clay Matthews, 2010) with 3½ in the 2015 playoffs. His six career postseason sacks rank No. 3 in franchise history behind Matthews (10) and Reggie White (eight), and are the most in team history (since 1982) by a player in his first five games with Green Bay.

• Has posted at least one sack in four of his five career playoff games.

• Has registered a two-sack game each of the last four seasons (2013-2016), the only player on the Packers to do so over that span.

2016 SEASON: Has started all six games and leads the team with a career-high 5.5 sacks...Ranks No. 10 in the NFL in sacks...Ranks No. 4 on the defense with 32 tackles (24 solo) and leads the team in tackles for a loss (nine), QB pressures (13) and QB hits (10)...Also has an interception and two passes defended...Part of a run defense that ranks No. 1 in the league in rushing yards allowed per game (71.8) and yards allowed per carry (3.15 avg.) and tied for No. 2 in runs of 10-plus yards allowed (10).

►**At Jacksonville (Sept. 11):** Started at ROLB and played 52 snaps, finishing with three tackles (all solo), a sack, a team-high four QB pressures and a team-leading four QB hits...With the Packers leading 27-20 in the fourth quarter, brought down QB Blake Bortles for a 2-yard sack on third-and-11 with just over six minutes remaining to force the Jaguars to settle for a 50-yard FG from K Jason Myers...Dating back to the 2015 postseason, has posted 4½ sacks in the last three games...Added a tackle for a loss early in the fourth quarter, stopping RB T.J. Yeldon for a 2-yard loss on a run up the middle.

►**At Minnesota (Sept. 18):** Started at LOLB and appeared on 49 of 58 plays, recording five tackles (one solo), a half-sack, three pressures and two QB hits...Shared a 9-yard sack with LB Julius Peppers on a third-and-11 in the fourth quarter, knocking back T Matt Kalil on his way to the 9-yard sack of QB Sam Bradford.

►**Vs. Detroit (Sept. 25):** Started at ROLB and matched his career high with two sacks, the fourth straight season that he has posted a two-sack game (only Green Bay player to do so since 2013)...Both of his sacks came in the fourth quarter, the first on a third-and-6 at the Green Bay 24 when he beat LT Taylor Decker to bring down QB Matthew Stafford for an 8-yard loss as the Lions were forced to settle for a FG...Chased down Stafford on the next series for a zero-yard sack on a third-and-19 to force a Detroit punt...Brought down RB Theo Riddick for a 6-yard loss on a first-quarter run...Two plays later, tackled Riddick again for a 3-yard loss on another run...Late in the first quarter, batted down a QB Matthew Stafford pass near the line of scrimmage...Finished with nine tackles (eight solo), matching his career high set vs. San Francisco (Sept. 9, 2012), and added a QB hit and a pressure.

►**Vs. N.Y. Giants (Oct. 9):** Started at LOLB and registered a sack, marking his fourth straight game with at least a half-sack, the first time in his career that he had accomplished that feat...Midway through the third quarter, blew by LT Ereck Flowers and drilled QB Eli Manning for a 6-yard loss...Finished with four tackles (three solo), three pressures and three QB hits.

►**Vs. Dallas (Oct. 16):** Started at ROLB and played 49 snaps, recording five tackles (four solo).

►**Vs. Chicago (Oct. 20):** Started at LOLB and played 35 snaps, finishing with six tackles (five solo), a sack, two pressures and the first interception of his career...Midway through the third quarter, chased down QB

Matt Barkley and tripped him up for a 10-yard sack...On Chicago's final offensive play, made an over-the-shoulder interception of a Barkley pass that was affected by a hit from DE/LB Datone Jones...Became the first Green Bay LB to register a sack and an interception in the same game since LB Clay Matthews did so at the N.Y. Giants on Dec. 4, 2011.

23 Damarious Randall, CB, 2nd Year, Arizona State

• Played in 15 games with nine starts (six at LCB, two at RCB, one in the slot) in 2015 and tied for the team lead and No. 2 among NFL rookies with three interceptions, including one he returned for a TD. Finished with a team-best 16 passes defended.

• Named the NFL's Defensive Rookie of the Month for November 2015, joining CB Casey Hayward (October 2012) as the only Green Bay defensive backs to win the award.

• Earned first-team All-Pacific-12 honors at safety as a senior in 2014 after he led the Sun Devils in tackles (106) and passes defended (12) and tied for the team lead with three interceptions.

2016 SEASON: Has started all four games he has played in at LCB and has recorded 14 tackles (12 solo), an interception and three passes defended (tied for the team lead)...Has added two tackles on special teams...Has been sidelined for two games (Weeks 5 and 7) due to a groin injury.

►**At Jacksonville (Sept. 11):** Started at LCB and posted eight tackles (six solo) and two passes defended (tied for the team lead)...Made the initial hit of WR Allen Hurns on fourth-and-1 with 23 seconds remaining as a group of Packers brought Hurns down for a 1-yard loss to secure the 27-23 victory for Green Bay...Added a tackle on special teams, running down RB Corey Grant at the Jacksonville 31 on a kickoff return early in the fourth quarter that could have gone for a bigger gain.

►**At Minnesota (Sept. 18):** Started at LCB and played all 58 snaps, joining S Ha Ha Clinton-Dix as the only Green Bay defensive players to do so...Posted five tackles on defense (three solo) and added a stop on special teams, wrapping up WR Cordarrelle Patterson at the Minnesota 44 on a fourth-quarter kickoff return.

►**Vs. Detroit (Sept. 25):** Started at LCB and played 57 of 68 snaps, missing some time due to illness...Early in the second quarter, perfectly timed it to get his hands in as TE Eric Ebron was attempting to make a catch at the Green Bay 31, ripping the ball out from Ebron and returning the interception 44 yards to the Detroit 25, a career-long INT return...Added two tackles (both solo).

►**Vs. N.Y. Giants (Oct. 9):** Inactive (groin).

►**Vs. Dallas (Oct. 16):** Started at LCB and played 18 snaps, but reinjured his groin making a tackle of WR Terrance Williams early in the second quarter and did not return...Posted two tackles (both solo).

►**Vs. Chicago (Oct. 20):** Inactive (groin).

99 Christian Ringo, DT, 1st Year, Louisiana-Lafayette

• Originally drafted by the Packers as their second selection in the sixth round (210th overall) of the 2015 NFL Draft. Was on Green Bay's practice squad for the entire 2015 season.

• Started all 13 games as a senior in 2014, anchoring a defensive line that helped the Ragin' Cajuns lead the Sun Belt in rushing defense while ranking third in sacks.

• Was named the state's Defensive Player of the Year by the Louisiana Sports Writers Association after ranking seventh in the nation in tackles for loss (20) and 12th in the country in sacks (11½). His 11½ sacks tied the school single-season record and he also finished tied for No. 1 in school history with 21.0 career sacks.

2016 SEASON: Has played in four games and has posted four tackles (one solo).

►**At Jacksonville (Sept. 11):** Played 12 snaps on defense in his NFL debut and posted a solo tackle, stopping RB T.J. Yeldon for a 1-yard loss on a run up the middle in the second quarter.

►**At Minnesota (Sept. 18):** Appeared on six plays on defense.

►**Vs. Detroit (Sept. 25):** Saw his most significant action on defense to date with DT Letroy Guion (knee) sidelined, appearing on 24 snaps and posting a career-high three tackles (all assists)...Helped limit the Lions to just 50 yards rushing on 23 carries (2.2 avg.) with a long run of 9 yards.

- ▶**Vs. N.Y. Giants (Oct. 9):** Inactive (healthy scratch).
- ▶**Vs. Dallas (Oct. 16):** Inactive (healthy scratch).
- ▶**Vs. Chicago (Oct. 20):** Played nine snaps on defense.

22 Aaron Ripkowski, FB, 2nd Year, Oklahoma

- Played in 15 games as a rookie last season, seeing action primarily on special teams, and posted nine tackles (tied for No. 4 on the team).
- Was tied with CB Damarious Randall (15) for the most games played by a Green Bay rookie in 2015.

• Began his career at Oklahoma as a walk-on and went on to play in 47 games with 17 starts in four seasons.

2016 SEASON: Has played in all six games with two starts, seeing time primarily on offense and special teams...Has six carries for 25 yards (4.2 avg.) and two catches for 10 yards (5.0 avg.).

▶**At Jacksonville (Sept. 11):** Played 18 snaps on special teams, tied for the team lead, and eight snaps on offense.

▶**At Minnesota (Sept. 18):** Appeared on 19 plays on special teams and two on offense.

▶**Vs. Detroit (Sept. 25):** Started his first career game and seemed to be in position for the most significant offensive action of his career, but was limited to just 11 snaps before departing in the second quarter due to a back injury...Was the lead blocker on RB Eddie Lacy's game-long 25-yard run in the second quarter, sealing LB Kyle Van Noy to create a running lane up the middle.

▶**Vs. N.Y. Giants (Oct. 9):** Saw the most significant action of his career, appearing on 25 plays and posting a career-high 17 yards rushing on two carries (8.5 avg.)...Had a career-best 13-yard run midway through the fourth quarter as he dragged a host of defenders on a run up the middle to the New York 10, helping to set up a 25-yard Mason Crosby FG that put Green Bay up, 23-9...Helped clear the way for Lacy's 81 yards rushing on just 11 carries (7.4 avg.), part of a 147-yard rushing effort by the offense, a season high.

▶**Vs. Dallas (Oct. 16):** Started and played 18 snaps on offense, carrying the ball once for no gain while adding a 2-yard catch...Also appeared on 14 plays on special teams.

▶**Vs. Chicago (Oct. 20):** Played 22 snaps on offense and had three carries for 8 yards (2.7 avg.)...Also had an 8-yard reception.

12 Aaron Rodgers, QB, 12th Year, California

• Ranks No. 1 in NFL history (min. 1,500 attempts) in career passer rating (103.4), interception percentage (1.61) and TD/INT ratio (3.91, 270/69).

• Has posted five seasons (2009, 2011-12, 2014-15) with 500-plus passing attempts and eight or fewer INTs, the most in NFL history ahead of Patriots QB Tom Brady (three seasons) and five QBs (one season each).

• Was named the league's Most Valuable Player by *The Associated Press* in 2014 for the second time in his career (2011), becoming the eighth player in league history to win the honor multiple times.

• Is the only quarterback in league history to record a 100-plus passer rating in six consecutive seasons (2009-14), with no other QB doing so in more than four straight years.

• Is one of only eight quarterbacks in NFL annals with 30,000-plus passing yards and 2,000-plus rushing yards.

• In 125 career regular-season starts (84-41 record), has posted 44 games with 300-plus passing yards, 72 without an interception (min. 15 attempts) and 68 with a 100-plus passer rating.

• Has been selected to the Pro Bowl in five of the last seven seasons (2009, 2011-12, 2014-15).

2016 SEASON: Has completed 148 of 237 passes for 1,496 yards and 13 TDs with four INTs for a 91.7 passer rating...Is tied for No. 6 in the league in TD passes and ranks No. 6 in TD percentage (5.5)...Is tied for No. 3 among NFL quarterbacks with two rushing TDs, and has 96 yards on 22 carries (4.4 avg.), good for No. 7 among QBs in rushing yards per game.

▶**At Jacksonville (Sept. 11):** Threw for 199 yards and two TDs on 20-of-34 passing for a 95.1 passer rating...Added a 6-yard rushing TD on Green Bay's opening possession, giving him 11 games with two-plus passing TDs and one-plus rushing TDs since 2008, second most over that span behind only Panthers QB Cam Newton...His TD passes came on back-to-back drives late in the first half...Connected with WR Jordy Nelson

for a 6-yard TD pass with just over three minutes remaining in the first half, buying time in the pocket before moving to his right to find Nelson in the middle of the end zone...With CB Jalen Ramsey attempting to pull him down by the back of his jersey, threw a perfectly placed 29-yard TD pass to WR Davante Adams over CB Davon House in the end zone with 13 seconds remaining in the half.

▶**At Minnesota (Sept. 18):** Connected on 20 of 36 passes for 213 yards and a TD with one INT (70.7 passer rating)...Rushed for 29 yards on three carries (9.7 avg.), highlighted by a 10-yard TD run up the middle early in the fourth quarter...It marked just the third time in his career (Weeks 9-10, 2009; Weeks 2-3, 2010) that he had posted a rushing TD in back-to-back games.

▶**Vs. Detroit (Sept. 25):** Posted a season-high 129.3 passer rating, connecting on 15 of 24 passes for 205 yards and four TDs with no INTs, with all four of the TD passes coming in the first half...It marked just the second time in his career that he had thrown four-plus TD passes in a first half (six vs. Chicago, Nov. 9, 2014)...His 24 passing attempts were the fewest in his career in a game that he threw four-plus TD passes...Threw two TD passes to Nelson, including a perfectly placed 17-yard pass over Nelson's shoulder late in the first half to put Green Bay up, 31-3...With just under 3:30 remaining and the Packers leading 34-27, scrambled to pick up 11 yards on a third-and-8 that helped seal the win...Finished with 22 yards rushing on five carries (4.4 avg.).

▶**Vs. N.Y. Giants (Oct. 9):** Threw for 259 yards and two TDs with two INTs on 23-of-45 passing for a 65.0 passer rating...Threw a 2-yard TD pass to Nelson on the opening drive, his 50th to Nelson in the regular season, the second-most prolific combo in franchise history behind only QB Brett Favre and WR Antonio Freeman (57)...On Green Bay's opening drive, had a key 11-yard run to the Giants' 6 on third-and-10, bouncing around the pocket before taking it down the left sideline for the first down that set up his TD pass to Nelson just two plays later...Midway through the second quarter, perfectly placed a ball over the shoulder of Adams down the right sideline with CB Michael Hunter covering him for a 29-yard score.

▶**Vs. Dallas (Oct. 16):** Completed a season-high 31 passes on 42 attempts for a season-best 294 yards and a TD with one INT for a 90.8 passer rating...Completed passes to nine different players, a season high.

▶**Vs. Chicago (Oct. 20):** Set a single-game franchise record with 39 completions, eclipsing the previous high of 36 by Favre at Chicago on Dec. 5, 1993...Posted a season-high 326 passing yards on 39-of-56 passing with three TDs and no INTs for a 102.2 rating, with all three TD passes coming in the second half...Completed 10-plus passes to three different receivers (Adams, 13; Randall Cobb, 11; Ty Montgomery, 10), becoming just the second QB in NFL history (Patriots QB Drew Bledsoe, Nov. 13, 1994) to accomplish that feat in a regular-season game...Posted a 127.9 passer rating on third down, completing 10 of 13 passes for 69 yards and two TDs.

82 Richard Rodgers, TE, 3rd Year, California

• Had 58 receptions in 2015, becoming just the fourth TE in team history to record 55-plus receptions in a season (Paul Coffman, Jermichael Finley, Jackie Harris).

• Was one of only four TEs in the NFL last season to register 55-plus catches, 500-plus receiving yards and eight or more TD receptions (Rob Gronkowski, Jordan Reed, Gary Barnidge).

• Registered 10 TD catches in 2014-15, tied for the most by a Green Bay TE in his first two seasons since the 1970 AFL-NFL merger (Bubba Franks, 2000-01). His eight TD receptions in '15 were tied for the fifth most in a season by a Packers TE.

• Set a single-game franchise record for tight ends with 146 receiving yards last season at Detroit in Week 13, highlighted by his game-winning 61-yard TD catch on the final play of the game.

2016 SEASON: Has played in all six games with two starts and has nine catches for 84 yards (9.3 avg.) and a TD.

▶**At Jacksonville (Sept. 11):** Appeared on 25 plays on offense and made 22-yard catch in the third quarter to the Jacksonville 8 that helped set up K Mason Crosby's 25-yard FG...Was covered by S Johnathan Cyprien on the play, extending his arms out to make a diving grab near the sideline.

► **At Minnesota (Sept. 18):** Had two receptions for 25 yards (12.5 avg.) in 36 snaps of action.

► **Vs. Detroit (Sept. 25):** Started for the first time on the season and had two catches for 9 yards (4.5 avg.) and a TD...Came across the field to catch a pass from QB Aaron Rodgers, who was moving to his right, for a 2-yard TD as he slid into the end zone.

► **Vs. N.Y. Giants (Oct. 9):** Started and played 73 of 80 snaps, making a 6-yard catch and helping the Packers rush for a season-high 147 yards on 32 carries (4.6 avg.).

► **Vs. Dallas (Oct. 16):** Appeared on 47 plays and caught two passes for 15 yards (7.5 avg.).

► **Vs. Chicago (Oct. 20):** Played 47 snaps and caught a 7-yard pass.

24 Quinten Rollins, CB, 2nd Year, Miami (Ohio)

• Played in 14 games with four starts (two at LCB, two at RCB) in 2015, recording 35 tackles (25 solo), a sack, two interceptions (one for a TD) and nine passes defended in his rookie season.

• Was tied for No. 3 on the team in INTs and tied for No. 4 among NFL rookies.

• Finished second among Packers rookies (Aaron Ripkowski, nine) with seven special teams tackles.

• Recorded two interceptions vs. St. Louis last season in Week 5, becoming the first Green Bay rookie to do so since CB Casey Hayward had two at Houston on Oct. 14, 2012. Returned the first interception 45 yards for a TD, becoming the first Packers rookie to record a pick-six since S Marques Anderson in 2002 (vs. Detroit, Nov. 10).

2016 SEASON: Has started all four games (one at LCB, three as the third CB) he has appeared in and has posted eight tackles (four solo) and four passes defended (tied for the team lead).

► **At Jacksonville (Sept. 11):** Started as the third CB as the defense opened in the nickel and played 47 snaps...Posted two tackles (one solo) and two passes defended (tied for the team lead)...With less than a minute remaining in the game and the Packers leading, 27-23, made a leaping breakup of QB Blake Bortles' pass intended for WR Allen Robinson in the end zone.

► **At Minnesota (Sept. 18):** Started as the third CB and played 41 snaps, posting a pair of solo tackles.

► **Vs. Detroit (Sept. 25):** Started as the third CB and played 67 of 68 defensive snaps...Recorded an assisted tackle.

► **Vs. N.Y. Giants (Oct. 9):** Started at LCB in place of an injured Damarious Randall (groin) and played all 56 snaps, one of five Green Bay players to do so on defense...Helped limit the Giants' top three WRs (Odell Beckham Jr., Sterling Shepard and Victor Cruz) to a combined seven catches for 70 yards (10.0 avg.) and a TD...Broke up a deep pass early in the fourth quarter from QB Eli Manning intended for Cruz, nearly making the interception as Cruz appeared to drag him down...Finished with four tackles (three solo) and a team-high two passes defended.

► **Vs. Dallas (Oct. 16):** Inactive due to a groin injury sustained in practice the day before the game.

► **Vs. Chicago (Oct. 20):** Inactive (groin).

47 Jake Ryan, LB, 2nd Year, Michigan

• Played in 14 games with five starts as a rookie, opening at BLB for the final five contests. Registered 47 tackles (32 solo) and a fumble recovery on defense and six tackles on special teams.

• Started both postseason games and recorded 10 tackles (seven solo). Including the playoffs, tallied six or more tackles in six of the seven games he started in 2015.

• Served as a team captain for his final two seasons and was a three-time winner (2012-14) of the Roger Zatkoff Award, given to Michigan's top LB. He is the only player to win the award, which was established in 1991, three times.

2016 SEASON: Has played in all six games with five starts and leads the team with 42 tackles (27 solo)...Has added three tackles for a loss, two passes defended and a QB pressure...Part of a run defense that ranks No. 1 in the league in rushing yards allowed per game (71.8) and yards allowed per carry (3.15 avg.) and tied for No. 2 in runs of 10-plus yards allowed (10).

► **At Jacksonville (Sept. 11):** Started at ILB and played 43 snaps, finishing with eight tackles (four solo) and his first career pass defended...Broke up a short pass over the middle from QB Blake Bortles intended for WR Allen Hurns in the second quarter...Helped limit the Jaguars to just 48 yards rushing on 26 carries (1.8 avg.), the first time they had rushed for 48 or fewer yards on 25-plus attempts since Nov. 14, 1999 (vs. Baltimore, 47 yards on 26 attempts).

► **At Minnesota (Sept. 18):** Started at ILB, appearing on 45 of 58 plays, and registered a team-high nine tackles (six solo) and a pass defended...Stopped RB Adrian Peterson for a 2-yard loss on a run early in the third quarter...Helped limit Peterson to just 19 yards on 12 carries (1.6 avg.), tied for the fourth-lowest yardage total of Peterson's career, with a long of 5 yards.

► **Vs. Detroit (Sept. 25):** Started at ILB and played 56 snaps...Recorded eight tackles (five solo), including a tackle for a loss in the third quarter when he sprinted up the field to bring down RB Dwayne Washington for a 3-yard loss on a reception in the flat...Added a QB pressure...Helped limit the Lions to just 50 yards rushing on 23 carries (2.2 avg.).

► **Vs. N.Y. Giants (Oct. 9):** Started at ILB and played 41 snaps, finishing with six tackles (five solo), including a tackle for a loss...Came up to bring down RB Orleans Darkwa for a 1-yard loss on a run early in the third quarter...Helped limit the Giants to just 43 yards rushing on 15 carries (2.9 avg.), bringing Green Bay's four-game total to just 171 rushing yards allowed, the second-fewest allowed by an NFL team in the first four games of a season since individual stats began to be recorded in 1933 behind only the 157 yards allowed by the 1995 San Francisco 49ers.

► **Vs. Dallas (Oct. 16):** Didn't start as the defense opened with a lone ILB (Clay Matthews), but played 45 snaps and registered six tackles (four solo).

► **Vs. Chicago (Oct. 20):** Started at ILB and recorded five tackles (three solo).

10 Jacob Schum, P, 2nd Year, Buffalo

• Was claimed off waivers on Aug. 30 from Tampa Bay, where played in all 16 games last season and averaged 41.9 yards per punt (38.0 net average) on 56 attempts with 15 punts inside the 20.

• Was originally signed as an undrafted free agent by the Cleveland Browns in 2013 and also spent time with the New York Jets.

2016 SEASON: Has played in all six games and has recorded a 41.1-yard gross average and a net average of 39.0 yards on 17 punts with three inside the 20.

► **At Jacksonville (Sept. 11):** Punted four times in his Green Bay debut, posting a 46.0-yard gross average with a net average of 42.5 yards.

► **At Minnesota (Sept. 18):** Posted a 38.6-yard gross average and net average on five punts, with one inside the 20.

► **Vs. Detroit (Sept. 25):** Punted twice on the afternoon (both in the fourth quarter) and recorded a 41.5-yard gross average and a net average of 33.5 yards...Had a 40-yard punt to the Detroit 12 that resulted in just a 1-yard return for WR Andre Roberts.

► **Vs. N.Y. Giants (Oct. 9):** Posted a 36.5-yard average and a 35.0-yard net average on four punts.

► **Vs. Dallas (Oct. 16):** Punted just once on the afternoon, a 47-yard kick late in the first half that was downed at the Dallas 3-yard line.

► **Vs. Chicago (Oct. 20):** Had only one punt for the second straight game, drilling a 46-yarder that was fair caught.

37 Sam Shields, CB, 7th Year, Miami

• Has 23 interceptions (including the postseason) since entering the NFL in 2010, good for No. 6 in the NFL over that span.

• Was tied for the team lead with three interceptions in 2015, his fourth season with three-plus interceptions in the last five years, tied for No. 1 in the NFL over that span (2011-15).

• Earned his first career Pro Bowl selection in 2014, replacing Patriots CB Darrelle Revis, who played in the Super Bowl.

• Recorded a franchise-leading fifth career postseason interception in the 2014 NFC Championship Game at Seattle.

2016 SEASON: Has played in one game and has posted five tackles (four solo)...Was inactive for four games (Weeks 2-3, 5-6) due to a con-

cussion before being placed on injured reserve on Oct. 18.

►**At Jacksonville (Sept. 11):** Started at RCB and played 62 snaps, finishing with five tackles (four solo)...Left the game late in the fourth quarter after sustaining a concussion.

►**At Minnesota (Sept. 18):** Inactive (concussion).

►**Vs. Detroit (Sept. 25):** Inactive (concussion).

►**Vs. N.Y. Giants (Oct. 9):** Inactive (concussion).

►**Vs. Dallas (Oct. 16):** Inactive (concussion).

78 Jason Spriggs, T, Rookie, Indiana

• Played in 48 career games over four seasons with 47 starts at left tackle for the Hoosiers.

• Named first-team All-America by the Football Writers Association of America (FWAA) and *Phil Steele's College Football* as a senior. Also received the Hoosiers' Chris Dal Sasso Award (outstanding lineman) and was the first Outland Trophy semifinalist in school history.

• In 2014, was named honorable mention All-Big Ten by the media after giving up two sacks in 689 snaps and recording 45 knockdowns.

2016 SEASON: Has played in all six games, seeing action on offense and on special teams (extra points and field goals).

►**At Jacksonville (Sept. 11):** Played five snaps on special teams in his NFL debut.

►**At Minnesota (Sept. 18):** Appeared on two plays on special teams (extra points).

►**Vs. Detroit (Sept. 25):** Played six snaps on special teams.

►**Vs. N.Y. Giants (Oct. 9):** Saw his first action as a pro on offense, appearing on five snaps as an extra lineman on the right side.

►**Vs. Dallas (Oct. 16):** Saw the most significant action of his career, playing 18 offensive snaps as he took over at RT for an injured Bryan Bulaga (back) midway through the fourth quarter...Recovered a fumble by QB Aaron Rodgers on a sack late in the fourth quarter to retain possession for the Packers...Also saw action earlier in the game as an extra lineman.

►**Vs. Chicago (Oct. 20):** Played two snaps on offense as an extra lineman and played six on special teams.

44 James Starks, RB, 7th Year, Buffalo

• Played in all 16 games for the second straight season in 2015 and recorded career highs in starts (four), rushing yards (601), receptions (43), receiving yards (392), receiving TDs (three) and yards from scrimmage (993).

• Was one of just five RBs in the league to register 600-plus rushing yards and 390-plus receiving yards in 2015.

• Rushed for 493 yards and a career-high three TDs on 89 carries in 2013, an average of 5.54 yards per carry that ranked No. 1 in the NFL among players with 80-plus attempts.

• Posted a league-leading 315 rushing yards in the 2010 postseason, third most ever by a rookie RB in the postseason behind only Washington's Timmy Smith (342 in 1987) and Baltimore's Jamal Lewis (338 in 2000).

2016 SEASON: Has played in four games and has 42 yards rushing on 24 carries (1.8 avg.) with six catches for 50 yards (8.3 avg.)...Has been sidelined for two games due to an injured knee (Weeks 6-7).

►**At Jacksonville (Sept. 11):** Had four carries for 7 yards (1.8 avg.) and a 6-yard catch in 18 snaps of action.

►**At Minnesota (Sept. 18):** Posted a 16-yard reception and 3 rushing yards on seven carries (0.4 avg.).

►**Vs. Detroit (Sept. 25):** Registered a 9-yard catch and had one carry for -1 yards.

►**Vs. N.Y. Giants (Oct. 9):** Saw his most significant action of the season with RB Eddie Lacy sidelined with an ankle injury for much of the second half...Posted 33 rushing yards on 12 carries (2.8 avg.) and added three receptions for 19 yards (6.3 avg.).

►**Vs. Dallas (Oct. 16):** Inactive (knee).

►**Vs. Chicago (Oct. 20):** Inactive (knee).

65 Lane Taylor, G, 4th Year, Oklahoma State

• Started the first games of his career in 2015, opening at RG at Detroit in Week 13 in place of an injured T.J. Lang and at LG in Week 17 vs. Minnesota with Josh Sitton sliding to LT in place of an injured David Bakhtiari.

• Played in all 16 contests in 2014, seeing limited action on offense at both guard spots and as an extra lineman, and on special teams.

• Was one of three rookie free agents to make Green Bay's opening-day roster in 2013.

2016 SEASON: Has started all six games at LG...Part of a line that has helped the Packers rank No. 1 in third-down conversions (50.6 percent), tied for No. 5 in the NFL in sacks allowed with 11, and No. 5 in time of possession (31:36).

►**At Jacksonville (Sept. 11):** Started at LG and played all 64 snaps... Helped protect QB Aaron Rodgers as he was sacked just one time on the afternoon and as he threw for 199 yards and two TDs on 20-of-34 passing with a rushing TD.

►**At Minnesota (Sept. 18):** Started at LG and played all 71 snaps.

►**Vs. Detroit (Sept. 25):** Started at LG and played all 54 snaps, helping to clear the way for RB Eddie Lacy's season-high 103 yards rushing on just 17 carries (6.1 avg.)...Also protected Rodgers as he threw a season-high four TD passes, with all of them coming in the first half.

►**Vs. N.Y. Giants (Oct. 9):** Started at LG and played all 80 snaps, helping the offense record season bests for total yards (406), rushing yards (147), first downs (23) and time of possession (36:38)...Part of a line that did not allow a sack of Rodgers and helped clear the way for Lacy's 81 rushing yards on just 11 carries (7.4 avg.).

►**Vs. Dallas (Oct. 16):** Started at LG and played all 70 snaps, helping the offense post season highs for total first downs (24) and passing first downs (17)...Protected Rodgers as he completed 31 of 42 passes for 294 yards and a TD with one INT and was sacked just once on the afternoon.

►**Vs. Chicago (Oct. 20):** Started at LG and appeared on all 87 plays, helping the offense record 406 total yards (tied for the season high) and a 39:36 time of possession, the best mark by Green Bay since Oct. 27, 2013, at Minnesota (40:54)...Protected Rodgers as he completed a franchise-record 39 passes, including 10-plus passes to three different players (WRs Davante Adams, Randall Cobb and Ty Montgomery), only the second time in NFL history (New England Patriots, Nov. 13, 1994) that a team has accomplished that feat in a game.

48 Joe Thomas, LB, 2nd Year, South Carolina State

• Played in 14 games in 2015 and registered 24 tackles (16 solo), a sack, a forced fumble, five QB hits, four pressures and two passes defended.

• Added nine tackles on special teams, which was tied for No. 4 on the team.

• Was with the Packers during the 2015 offseason and preseason before being waived on Sept. 5, 2015. Was signed to Green Bay's 53-man roster on Sept. 21, 2015, from the Dallas Cowboys' practice squad.

• Entered the league with the Packers as an undrafted free agent in May 2014. Was on Green Bay's practice squad for the final eight games of the 2014 regular season and both playoff contests.

2016 SEASON: Has played in all six games and has recorded 13 tackles (11 solo), a tackle for a loss, an interception, a fumble recovery and four passes defended (tied for the team lead)...Has one tackle on special teams.

►**At Jacksonville (Sept. 11):** Played 25 snaps on defense and recorded three tackles (two solo) and his first career interception...The INT came on his first snap of the season when he picked off QB Blake Bortles' pass intended for WR Marqise Lee that was deflected by CB Quinten Rollins at the Jacksonville 41...On the play, initially came on a blitz up the middle before turning back to head up the field and make the interception, returning it 9 yards to help set up the Green Bay offense for its first score of the day...Was one of a host of defenders to bring down WR Allen Hurns for a 1-yard loss on fourth-and-1 with 23 seconds remaining to secure the 27-23 victory for Green Bay.

►**At Minnesota (Sept. 18):** Appeared on 17 plays on defense and 18 on special teams...Registered five tackles (all solo), including a tackle for a loss when he drilled RB Jerick McKinnon for a 1-yard loss on a pass in the flat in the first quarter.

►**Vs. Detroit (Sept. 25):** Played 38 snaps on defense and recorded three tackles (all solo)...Led the defense with a career-high two passes defended, including one midway through the fourth quarter when he made a leaping deflection of QB Matthew Stafford's pass deep over the middle intended for TE Eric Ebron, a pass that he nearly intercepted...Added a tackle on special teams.

►**Vs. N.Y. Giants (Oct. 9):** Appeared on a season-high 41 plays and posted two tackles (one solo) and a pass defended...Jumped to make a deflection of QB Eli Manning's pass intended for WR Sterling Shepard in the fourth quarter on a third down to force a punt.

►**Vs. Dallas (Oct. 16):** Played 10 snaps on defense and recorded an assisted tackle and his first career fumble recovery...Late in the first quarter, recovered a QB Dak Prescott fumble forced by LB Julius Peppers on a sack, catching the ball in the air and returning it 6 yards to the Green Bay 30.

►**Vs. Chicago (Oct. 20):** Appeared on 17 plays on defense and 16 on special teams.

35 Jermaine Whitehead, S, 1st Year, Auburn

- Was signed by Green Bay as a free agent on May 18, 2016, and was released by the Packers in the final roster reduction at the end of the preseason.

- Entered the NFL as an undrafted free agent with the San Francisco 49ers in May 2015. Spent most of his rookie season on San Francisco's practice squad before being signed to the Baltimore Ravens' active roster on Dec. 23, 2015, where he spent the final two games of the regular season (inactive).

- Started 33 of 48 games played at Auburn, finishing his career with 218 tackles (133 solo), a sack, 15 pass breakups, nine interceptions and two fumble recoveries.

2016 SEASON: Was signed to the 53-man roster from the practice squad on Oct. 24...Spent the first six games on Green Bay's practice squad.

National Football League Game Summary

NFL Copyright © 2016 by The National Football League. All rights reserved. This summary and play-by-play is for the express purpose of assisting media in their coverage of the game; any other use of this material is prohibited without the written permission of the National Football League. Updated: 10/21/2016

Date: Thursday, 10/20/2016

Chicago Bears at Green Bay Packers

Start Time: 7:26 PM CDT

at Lambeau Field, Green Bay, WI

Game Day Weather

Temp: 47° F (8.3° C) Humidity: 63%, Wind: N 10 mph
Wind Chill: 42

Played Outdoor on Turf: DD GrassMaster

Officials

Referee: Parry, John (132) Umpire: Pellis, Mark (131) Head Linesman: McGrath, John (5)
Line Judge: Spanier, Mike (90) Side Judge: Washington, Keith (7) Field Judge: Walker, Jabir (26)
Back Judge: Paganelli, Perry (46) Replay Official: McGrath, Bob ()

Lineups

Chicago Bears			Green Bay Packers				
Offense		Defense	Offense		Defense		
WR 17	A.Jeffery	DE 96	A.Hicks	WR 87	J.Nelson	NT 98	L.Guion
LT 72	C.Leno	DE 98	M.Unrein	LT 69	D.Bakhtiari	DT 76	M.Daniels
LG 64	E.Kush	OLB 94	L.Floyd	LG 65	L.Taylor	LOLB 53	N.Perry
C 65	C.Whitehair	ILB 50	J.Freeman	C 73	J.Tretter	ILB 47	J.Ryan
RG 75	K.Long	OLB 97	W.Young	RG 70	T.Lang	ILB 50	B.Martinez
RT 70	B.Massie	CB 21	T.Porter	RT 75	B.Bulaga	ROLB 52	C.Matthews
TE 86	Z.Miller	S 29	H.Jones-Quartey	TE 82	R.Rodgers	LCB 39	D.Goodson
QB 2	B.Hoyer	S 38	A.Amos	WR 18	R.Cobb	RCB 36	L.Gunter
RB 24	J.Howard	CB 22	C.LeBlanc	WR 17	D.Adams	SS 42	M.Burnett
TE 84	B.Braunecker	S 31	C.Probinski	QB 12	A.Rodgers	FS 21	H.Clinton-Dix
TE 82	L.Paulsen	CB 37	B.Callahan	RB 88	T.Montgomery	CB 33	M.Hyde

Substitutions

K 4 C.Barth, WR 11 J.Bellamy, QB 12 M.Barkley, WR 14 D.Thompson, P 16 P.O'Donnell, DB 20 D.Bausby, RB 25 K.Carey, DB 26 D.Bush, DB 27 S.McManis, DB 39 J.Glenn, RB 43 J.Bell, LB 44 N.Kwiatkoski, LS 48 P.Scales, LB 49 S.Acho, LB 52 C.Jones, LB 53 J.Timu, LB 59 D.Trevathan, OL 62 T.Larsen, DL 74 J.Bullard, OL 76 M.Adams, WR 81 C.Meredith, DL 90 C.Washington, LB 92 P.McPhee, DL 93 W.Sutton

Substitutions

K 2 M.Crosby, P 10 J.Schum, WR 11 T.Davis, FB 22 A.Ripkowski, S 25 M.Evans, CB 28 J.Hawkins, S 29 K.Brice, RB 30 K.Davis, RB 34 D.Jackson, LB 48 J.Thomas, LB 51 K.Fackrell, LB 56 J.Peppers, LS 61 B.Goode, DT 64 M.Pennel, T/G 67 D.Barclay, T 78 J.Spriggs, TE 80 J.Perillo, WR 83 J.Janis, LB 91 J.Elliott, DE 94 D.Lowry, DE/LB 95 D.Jones, DT 97 K.Clark, DT 99 C.Ringo

Did Not Play

QB 7 B.Hundley

Did Not Play

Not Active

QB 6 J.Cutler, WR 19 E.Royal, DB 32 D.Hall, RB 33 J.Langford, DB 36 D.Houston-Carson, OL 71 J.Sitton, DL 91 E.Goldman

Not Active

CB 23 D.Randall, CB 24 Q.Rollins, S 32 C.Banjo, RB 44 J.Starks, T 68 K.Murphy, WR 84 J.Abbrederis, TE 89 J.Cook

Field Goals (made () & missed)

C.Barth (39) M.Crosby (32) (40) 31B

		1	2	3	4	OT	Total
VISITOR:	Chicago Bears	0	3	7	0	0	10
HOME:	Green Bay Packers	3	3	7	13	0	26

Scoring Plays

Team	Qtr	Time	Play Description (Extra Point) (Drive Info)	Visitor	Home
Packers	1	8:53	M.Crosby 32 yd. Field Goal (13-53, 5:19)	0	3
Bears	2	1:56	C.Barth 39 yd. Field Goal (9-54, 4:38)	3	3
Packers	2	0:17	M.Crosby 40 yd. Field Goal (10-53, 1:39)	3	6
Bears	3	14:30	L.Floyd fumble recovery in end zone (C.Barth kick)	10	6
Packers	3	9:11	D.Adams 5 yd. pass from A.Rodgers (M.Crosby kick) (13-85, 5:19)	10	13
Packers	4	14:55	D.Adams 4 yd. pass from A.Rodgers (M.Crosby kick) (8-88, 4:40)	10	20
Packers	4	5:35	R.Cobb 2 yd. pass from A.Rodgers (kick failed, wr) (13-74, 8:33)	10	26

Paid Attendance: 78,217

Time: 3:12

Chicago Bears vs Green Bay Packers
10/20/2016 at Lambeau Field

Final Individual Statistics

Chicago Bears							Green Bay Packers										
RUSHING	ATT	YDS	AVG	LG	TD		RUSHING	ATT	YDS	AVG	LG	TD					
K.Carey	10	48	4.8	24	0		T.Montgomery	9	60	6.7	30	0					
J.Howard	7	22	3.1	11	0		R.Cobb	5	21	4.2	14	0					
M.Barkley	1	-1	-1.0	-1	0		A.Ripkowski	3	8	2.7	4	0					
							A.Rodgers	2	7	3.5	8	0					
							D.Jackson	2	6	3.0	5	0					
							K.Davis	2	1	0.5	1	0					
Total	18	69	3.8	24	0		Total	23	103	4.5	30	0					
PASSING	ATT	CMP	YDS	SK/YD	TD	LG	IN	RT	PASSING	ATT	CMP	YDS	SK/YD	TD	LG	IN	RT
M.Barkley	15	6	81	1/10	0	26	2	18.3	A.Rodgers	56	39	326	2/23	3	25	0	102.2
B.Hoyer	11	4	49	0/0	0	25	0	50.9									
Total	26	10	130	1/10	0	26	2	22.9	Total	56	39	326	2/23	3	25	0	102.2
PASS RECEIVING	TAR	REC	YDS	AVG	LG	TD			PASS RECEIVING	TAR	REC	YDS	AVG	LG	TD		
A.Jeffery	11	3	33	11.0	11	0			D.Adams	16	13	132	10.2	24	2		
Z.Miller	5	2	40	20.0	26	0			R.Cobb	15	11	95	8.6	25	1		
J.Bellamy	4	2	32	16.0	25	0			T.Montgomery	13	10	66	6.6	13	0		
C.Meredith	2	1	12	12.0	12	0			J.Janis	5	2	9	4.5	7	0		
K.Carey	1	1	9	9.0	9	0			J.Nelson	4	1	9	9.0	9	0		
D.Thompson	2	1	4	4.0	4	0			A.Ripkowski	1	1	8	8.0	8	0		
J.Howard	1	0	0	0.0	0	0			R.Rodgers	1	1	7	7.0	7	0		
									D.Jackson	1	0	0	0.0	0	0		
Total	26	10	130	13.0	26	0			Total	56	39	326	8.4	25	3		
INTERCEPTIONS	NO	YDS	AVG	LG	TD			INTERCEPTIONS	NO	YDS	AVG	LG	TD				
									B.Martinez	1	4	4.0	4	0			
									N.Perry	1	0	0.0	0	0			
Total	0	0	0	0	0	0			Total	2	4	2.0	4	0			
PUNTING	NO	YDS	AVG	NET	TB	IN20	LG	PUNTING	NO	YDS	AVG	NET	TB	IN20	LG		
P.O'Donnell	5	225	45.0	43.8	0	3	48	J.Schum	1	46	46.0	46.0	0	0	46		
Total	5	225	45.0	43.8	0	3	48	Total	1	46	46.0	46.0	0	0	46		
PUNT RETURNS	NO	YDS	AVG	FC	LG	TD	PUNT RETURNS	NO	YDS	AVG	FC	LG	TD				
B.Callahan	0	0	0.0	1	0	0	T.Davis	1	6	6.0	4	6	0				
Total	0	0	0.0	1	0	0	Total	1	6	6.0	4	6	0				
KICKOFF RETURNS	NO	YDS	AVG	FC	LG	TD	KICKOFF RETURNS	NO	YDS	AVG	FC	LG	TD				
D.Thompson	2	28	14.0	0	16	0	K.Davis	1	18	18.0	0	18	0				
[TOUCHBACK]	4	0	0.0	0	0	0	J.Janis	1	17	17.0	0	17	0				
							[TOUCHBACK]	1	0	0.0	0	0	0				
Total	2	28	14.0	0	16	0	Total	2	35	17.5	0	18	0				

Chicago Bears

FUMBLES	FUM	LOST	OWN-REC	YDS	TD	FORCED	OPP-REC	YDS	TD	OUT-BDS
L.Floyd	0	0	0	0	0	1	1	0	1	0
J.Bellamy	0	0	0	0	0	1	0	0	0	0
Total	0	0	0	0	0	2	1	0	1	0

Green Bay Packers

FUMBLES	FUM	LOST	OWN-REC	YDS	TD	FORCED	OPP-REC	YDS	TD	OUT-BDS
T.Davis	1	0	0	0	0	0	0	0	0	0
A.Rodgers	1	1	0	0	0	0	0	0	0	0
A.Ripkowski	0	0	1	0	0	0	0	0	0	0
Total	2	1	1	0	0	0	0	0	0	0

Chicago Bears vs Green Bay Packers
10/20/2016 at Lambeau Field

Final Team Statistics

	Visitor Bears	Home Packers
TOTAL FIRST DOWNS	13	32
By Rushing	3	5
By Passing	9	21
By Penalty	1	6
THIRD DOWN EFFICIENCY	2-8-25%	9-16-56%
FOURTH DOWN EFFICIENCY	0-0-0%	1-2-50%
TOTAL NET YARDS	189	406
Total Offensive Plays (inc. times thrown passing)	45	81
Average gain per offensive play	4.2	5.0
NET YARDS RUSHING	69	103
Total Rushing Plays	18	23
Average gain per rushing play	3.8	4.5
Tackles for a loss-number and yards	2-2	0-0
NET YARDS PASSING	120	303
Times thrown - yards lost attempting to pass	1-10	2-23
Gross yards passing	130	326
PASS ATTEMPTS-COMPLETIONS-HAD INTERCEPTED	26-10-2	56-39-0
Avg gain per pass play (inc.# thrown passing)	4.4	5.2
KICKOFFS Number-In End Zone-Touchbacks	3-3-1	6-4-4
PUNTS Number and Average	5-45.0	1-46.0
Had Blocked	0	0
FGs - PATs Had Blocked	0-0	1-0
Net Punting Average	43.8	46.0
TOTAL RETURN YARDAGE (Not Including Kickoffs)	0	10
No. and Yards Punt Returns	0-0	1-6
No. and Yards Kickoff Returns	2-28	2-35
No. and Yards Interception Returns	0-0	2-4
PENALTIES Number and Yards	10-108	9-56
FUMBLES Number and Lost	0-0	2-1
TOUCHDOWNS	1	3
Rushing	0	0
Passing	0	3
Fumbles	1	0
EXTRA POINTS Made-Attempts	1-1	2-3
Kicking Made-Attempts	1-1	2-3
FIELD GOALS Made-Attempts	1-1	2-3
RED ZONE EFFICIENCY	0-0-0%	3-6-50%
GOAL TO GO EFFICIENCY	0-0-0%	3-4-75%
SAFETIES	0	0
FINAL SCORE	10	26
TIME OF POSSESSION	20:24	39:36

Ball Possession And Drive Chart

Chicago Bears

#	Time Recd	Time Lost	Time Poss	How Ball Obtained	Drive Began	# Play	Yds Gain	Yds Pen	Net Yds	1st Down	Last Scrm	How Given Up
1	15:00	14:12	0:48	Kickoff	CHI 25	3	0	5	5	0	CHI 30	Punt
2	8:53	6:39	2:14	Kickoff	CHI 22	6	25	0	25	1	CHI 47	Punt
3	0:15	10:13	5:02	Downs	CHI 1	9	33	16	49	4	50	Punt
4	6:34	1:56	4:38	Punt	CHI 25	9	54	0	54	3	GB 21	Field Goal
5	0:17	0:00	0:17	Kickoff	CHI 25	1	-1	0	-1	0	CHI 25	End of Half
6	9:11	4:35	4:36	Kickoff	CHI 25	6	26	-10	16	2	CHI 41	Punt
7	14:55	14:08	0:47	Kickoff	CHI 25	3	1	0	1	0	CHI 26	Punt
8	5:35	4:27	1:08	Kickoff	CHI 16	5	14	0	14	1	CHI 30	Interception
9	1:35	0:41	0:54	Missed FG	CHI 21	4	37	0	37	2	GB 42	Interception

(185) Average CHI 21

Green Bay Packers

#	Time Recd	Time Lost	Time Poss	How Ball Obtained	Drive Began	# Play	Yds Gain	Yds Pen	Net Yds	1st Down	Last Scrm	How Given Up
1	14:12	8:53	5:19	Punt	GB 33	13	53	0	53	3	* CHI 14	Field Goal
2	6:39	0:15	6:24	Punt	GB 9	11	51	39	90	4	* CHI 1	Downs
3	10:13	6:34	3:39	Punt	GB 8	6	21	0	21	2	GB 29	Punt
4	1:56	0:17	1:39	Kickoff	GB 25	10	35	18	53	3	CHI 22	Field Goal
5	15:00	14:30	0:30	Kickoff	GB 15	3	-14	0	-14	0	GB 15	Fumble
6	14:30	9:11	5:19	Kickoff	GB 15	13	85	0	85	5	* CHI 5	Touchdown
7	4:35	14:55	4:40	Punt	GB 12	8	84	4	88	6	* CHI 4	Touchdown
8	14:08	5:35	8:33	Punt	GB 26	13	57	17	74	8	* CHI 2	Touchdown
9	4:27	1:35	2:52	Interception	CHI 38	6	35	-10	25	1	* CHI 13	Missed FG
10	0:41	0:00	0:41	Interception	GB 40	1	-1	0	-1	0	GB 40	End of Game

(245) Average GB 24

* inside opponent's 20

Time of Possession by Quarter

	1st	2nd	3rd	4th	OT	Total
Visitor Chicago Bears	3:17	9:42	4:36	2:49		20:24
Home Green Bay Packers	11:43	5:18	10:24	12:11		39:36

Kickoff Drive No.-Start Average

Bears: 6 - CHI 23 Packers: 3 - GB 18

Chicago Bears vs Green Bay Packers
10/20/2016 at Lambeau Field

Final Defensive Statistics

Chicago Bears	Regular Defensive Plays											Special Teams					Misc			
	TKL	AST	COMB	SK	/ YDS	TFL	Q	IN	PD	FF	FR	TKL	AST	FF	FR	BL	TKL	AST	FF	FR
J.Freeman	10	3	13	0	0	0	1	0	0	0	0	0	0	0	0	0	0	0	0	0
H.Jones-Quartey	7	2	9	0	0	0	0	0	0	0	0	0	0	0	0	0	0	0	0	0
D.Bausby	7	1	8	0	0	0	0	0	0	0	0	0	0	0	0	0	0	0	0	0
A.Amos	6	2	8	0	0	0	0	0	0	0	0	0	0	0	0	0	0	0	0	0
C.LeBlanc	6	1	7	0	0	0	1	0	2	0	0	0	0	0	0	0	0	0	0	0
D.Trevathan	6	0	6	0	0	0	0	0	0	0	0	0	0	0	0	0	0	0	0	0
L.Floyd	2	1	3	2	23	1	3	0	0	1	1	0	0	0	0	0	0	0	0	0
S.Acho	1	2	3	0	0	0	2	0	1	0	0	0	0	0	0	0	0	0	0	0
A.Hicks	1	1	2	0	0	0	0	0	0	0	0	0	0	0	1	0	0	0	0	0
T.Porter	1	1	2	0	0	0	0	0	0	0	0	0	0	0	0	0	0	0	0	0
J.Bullard	1	1	2	0	0	0	0	0	0	0	0	0	0	0	0	0	0	0	0	0
J.Glenn	1	1	2	0	0	0	0	0	0	0	0	0	0	0	0	0	0	0	0	0
M.Unrein	0	2	2	0	0	0	0	0	0	0	0	0	0	0	0	0	0	0	0	0
W.Young	1	0	1	0	0	0	0	0	1	0	0	0	0	0	0	0	0	0	0	0
C.Prosinski	1	0	1	0	0	0	0	0	0	0	0	0	0	0	0	0	0	0	0	0
B.Callahan	1	0	1	0	0	0	0	0	0	0	0	0	0	0	0	0	0	0	0	0
N.Kwiatkoski	1	0	1	0	0	0	0	0	0	0	0	0	0	0	0	0	0	0	0	0
C.Washington	0	1	1	0	0	0	1	0	0	0	0	0	0	0	0	0	0	0	0	0
S.McManis	0	0	0	0	0	0	0	0	0	0	0	2	0	0	0	0	0	0	0	0
J.Bellamy	0	0	0	0	0	0	0	0	0	0	0	1	0	1	0	0	0	0	0	0
D.Bush	0	0	0	0	0	0	0	0	0	0	0	1	0	0	0	0	0	0	0	0
B.Massie	0	0	0	0	0	0	0	0	0	0	0	0	0	0	0	0	1	0	0	0
J.Howard	0	0	0	0	0	0	0	0	0	0	0	0	0	0	0	0	1	0	0	0
Total	53	19	72	2	23	1	8	0	4	1	1	4	0	1	0	1	2	0	0	0

TKL = Tackle AST = Assist COMB = Combined QH=QB Hit IN = Interception PD = Pass Defense FF = Forced Fumble FR = Fumble Recovery

Green Bay Packers	Regular Defensive Plays											Special Teams					Misc			
	TKL	AST	COMB	SK	/ YDS	TFL	QH	IN	PD	FF	FR	TKL	AST	FF	FR	BL	TKL	AST	FF	FR
B.Martinez	2	3	5	0	0	0	0	1	2	0	0	0	0	0	0	0	0	0	0	0
N.Perry	3	1	4	1	10	1	1	1	1	0	0	0	0	0	0	0	0	0	0	0
M.Hyde	3	1	4	0	0	1	0	0	1	0	0	0	0	0	0	0	0	0	0	0
D.Goodson	3	1	4	0	0	0	0	0	0	0	0	0	0	0	0	0	0	0	0	0
J.Ryan	3	1	4	0	0	0	0	0	0	0	0	0	0	0	0	0	0	0	0	0
L.Gunter	3	0	3	0	0	0	0	0	1	0	0	0	0	0	0	0	0	0	0	0
C.Matthews	2	1	3	0	0	0	1	0	0	0	0	0	0	0	0	0	0	0	0	0
M.Burnett	2	1	3	0	0	0	0	0	1	0	0	0	0	0	0	0	0	0	0	0
K.Clark	2	0	2	0	0	1	0	0	0	0	0	0	0	0	0	0	0	0	0	0
M.Daniels	1	1	2	0	0	0	0	0	0	0	0	0	0	0	0	0	0	0	0	0
M.Pennel	1	0	1	0	0	0	0	0	1	0	0	0	0	0	0	0	0	0	0	0
L.Guion	0	1	1	0	0	0	0	0	0	0	0	0	0	0	0	0	0	0	0	0
J.Thomas	0	1	1	0	0	0	0	0	0	0	0	0	0	0	0	0	0	0	0	0
H.Clinton-Dix	0	1	1	0	0	0	0	0	0	0	0	0	0	0	0	0	0	0	0	0
D.Jones	0	0	0	0	0	0	2	0	1	0	0	0	0	0	0	0	0	0	0	0
J.Peppers	0	0	0	0	0	0	1	0	1	0	0	0	0	0	0	0	0	0	0	0
K.Brice	0	0	0	0	0	0	0	0	0	0	0	1	0	0	0	0	0	0	0	0
M.Evans	0	0	0	0	0	0	0	0	0	0	0	1	0	0	0	0	0	0	0	0
A.Ripkowski	0	0	0	0	0	0	0	0	0	0	0	0	0	0	1	0	0	0	0	0
Total	25	13	38	1	10	3	5	2	9	0	0	2	0	0	1	0	0	0	0	0

First Quarter

10/20/2016

Play By Play

GB wins the coin toss and elects to defer. CHI elects to Receive, and GB elects to defend the south goal.

M.Crosby kicks 65 yards from GB 35 to end zone, Touchback.

Chicago Bears at 15:00

- 1-10-CHI 25 (15:00) *PENALTY on GB-L.Guion, Encroachment, 5 yards, enforced at CHI 25 - No Play.*
- 1-5-CHI 30 (15:00) J.Howard left guard to CHI 30 for no gain (C.Matthews).
- 2-5-CHI 30 (14:30) (No Huddle, Shotgun) B.Hoyer pass incomplete short left to A.Jeffery.
- 3-5-CHI 30 (14:27) (Shotgun) B.Hoyer pass incomplete short middle to A.Jeffery [C.Matthews].
- 4-5-CHI 30 (14:22) P.O'Donnell punts 44 yards to GB 26, Center-P.Scales. T.Davis to GB 32 for 6 yards (J.Bellamy). FUMBLES (J.Bellamy), recovered by GB-A.Ripkowski at GB 33. A.Ripkowski to GB 33 for no gain (S.McManis).

Green Bay Packers at 14:12

- 1-10-GB 33 (14:12) (Shotgun) T.Montgomery right end to GB 35 for 2 yards (H.Jones-Quartey).
- 2-8-GB 35 (13:37) A.Rodgers pass incomplete short right to D.Jackson.
- 3-8-GB 35 (13:30) (No Huddle, Shotgun) A.Rodgers pass short middle to R.Cobb to GB 46 for 11 yards (T.Porter). P1
- 1-10-GB 46 (12:54) (Shotgun) A.Rodgers pass short right to D.Adams to CHI 45 for 9 yards (D.Bausby).
- 2-1-CHI 45 (12:22) (Shotgun) A.Rodgers pass short left to R.Cobb to CHI 35 for 10 yards (C.Prosinski). P2
- 1-10-CHI 35 (11:41) R.Cobb right end to CHI 35 for no gain (A.Hicks).
- 2-10-CHI 35 (11:05) A.Rodgers pass incomplete short left to J.Janis [L.Floyd].
- 3-10-CHI 35 (10:57) (Shotgun) A.Rodgers pass short right to D.Adams to CHI 29 for 6 yards (J.Freeman, D.Bausby) [C.Washington].
- 4-4-CHI 29 (10:07) (Shotgun) A.Rodgers pass short left to J.Nelson to CHI 20 for 9 yards (H.Jones-Quartey) [S.Acho]. P3
- 1-10-CHI 20 (9:29) A.Rodgers pass incomplete short right to J.Nelson.
- 2-10-CHI 20 (9:21) (Shotgun) A.Rodgers pass short left to T.Montgomery pushed ob at CHI 14 for 6 yards (A.Amos).
- 3-4-CHI 14 (9:01) (No Huddle) A.Rodgers pass incomplete short middle to R.Cobb (C.LeBlanc).
- 4-4-CHI 14 (8:56) **M.Crosby 32 yard field goal is GOOD, Center-B.Goode, Holder-J.Schum.**

CHI 0 GB 3, 13 plays, 53 yards, 5:19 drive, 6:07 elapsed

M.Crosby kicks 59 yards from GB 35 to CHI 6. D.Thompson to CHI 22 for 16 yards (K.Brice).

Chicago Bears at 8:53, (1st play from scrimmage 8:49)

- 1-10-CHI 22 (8:49) (Shotgun) J.Howard right end to CHI 22 for no gain (N.Perry).
- 2-10-CHI 22 (8:14) B.Hoyer pass incomplete short left to A.Jeffery.
- 3-10-CHI 22 (8:08) (Shotgun) B.Hoyer pass deep middle to J.Bellamy to CHI 47 for 25 yards (D.Goodson). P1
- 1-10-CHI 47 (7:31) (Shotgun) J.Howard left end to CHI 47 for no gain (M.Pennel).
- 2-10-CHI 47 (6:56) (Shotgun) B.Hoyer pass incomplete short left to A.Jeffery (J.Peppers).
- 3-10-CHI 47 (6:52) (Shotgun) B.Hoyer pass incomplete deep middle to J.Bellamy.
- 4-10-CHI 47 (6:47) P.O'Donnell punts 44 yards to GB 9, Center-P.Scales, fair catch by T.Davis.

Green Bay Packers at 6:39

- 1-10-GB 9 (6:39) (Shotgun) A.Rodgers pass incomplete short left to J.Janis (S.Acho).
- 2-10-GB 9 (6:37) (Shotgun) A.Rodgers pass short left to T.Montgomery to GB 21 for 12 yards (H.Jones-Quartey). P4
- 1-10-GB 21 (6:37) (Shotgun) *PENALTY on GB-B.Bulaga, False Start, 5 yards, enforced at GB 21 - No Play.*
- 1-15-GB 16 (5:42) A.Rodgers pass short middle to J.Janis to GB 23 for 7 yards (D.Trevathan, J.Freeman).
- 2-8-GB 23 (5:00) (Shotgun) A.Rodgers pass short left to D.Adams to GB 35 for 12 yards (B.Callahan) [C.LeBlanc]. P5
- 1-10-GB 35 (4:19) D.Jackson right tackle to GB 36 for 1 yard (D.Trevathan).
- 2-9-GB 36 (3:39) A.Rodgers pass incomplete deep middle to J.Nelson.
PENALTY on CHI-A.Amos, Defensive Pass Interference, 44 yards, enforced at GB 36 - No Play. X6
- 1-10-CHI 20 (3:31) (Shotgun) A.Rodgers pass short right to R.Cobb to CHI 18 for 2 yards (C.LeBlanc).
- 2-8-CHI 18 (2:50) (Shotgun) A.Rodgers pass short left to T.Montgomery pushed ob at CHI 10 for 8 yards (C.LeBlanc). P7
- 1-10-CHI 10 (1:53) (Shotgun) T.Montgomery right guard to CHI 3 for 7 yards (L.Floyd; J.Freeman).
- 2-3-CHI 3 (1:13) A.Rodgers pass incomplete short right to T.Montgomery.
- 3-3-CHI 3 (1:07) (Shotgun) A.Rodgers pass short right to J.Janis to CHI 1 for 2 yards (H.Jones-Quartey, T.Porter).
Timeout #1 by GB at 00:21.
- 4-1-CHI 1 (:21) T.Montgomery left tackle to CHI 1 for no gain (C.LeBlanc).

Chicago Bears at 0:15

- 1-10-CHI 1 (:15) K.Carey up the middle to CHI 1 for no gain (C.Matthews).

Chicago Bears vs Green Bay Packers at Lambeau Field

END OF QUARTER

	Score	Time Poss	First Downs				Efficiencies	
			R	P	X	T	3 Down	4 Down
Chicago Bears	0	3:17	0	1	0	1	1/3	0/0
Green Bay Packers	3	11:43	0	6	1	7	1/4	1/2

Second Quarter

10/20/2016

Play By Play

Chicago Bears continued.

2-10-CHI 1	(15:00) (Shotgun) B.Hoyer pass short middle to A.Jeffery to CHI 12 for 11 yards (L.Gunter, M.Burnett).	P2
<u>1-10-CHI 12</u>	(14:23) (Shotgun) K.Carey up the middle to CHI 21 for 9 yards (J.Ryan).	
2-1-CHI 21	(13:42) (Shotgun) B.Hoyer pass short left to D.Thompson to CHI 25 for 4 yards (D.Goodson, B.Martinez).	P3
<u>1-10-CHI 25</u>	(12:59) (Shotgun) B.Hoyer pass short middle to Z.Miller to CHI 32 for 7 yards (D.Goodson).	
	<i>PENALTY on CHI-A.Jeffery, Offensive Offside, 5 yards, enforced at CHI 25 - No Play.</i>	
1-15-CHI 20	(12:34) (Shotgun) B.Hoyer pass incomplete deep middle to C.Meredith.	
	<i>PENALTY on GB-M.Hyde, Defensive Pass Interference, 16 yards, enforced at CHI 20 - No Play.</i>	X4
<u>1-10-CHI 36</u>	(12:30) K.Carey left end to CHI 37 for 1 yard (B.Martinez, J.Ryan).	
2-9-CHI 37	(11:49) (Shotgun) B.Hoyer pass short left to K.Carey to CHI 46 for 9 yards (B.Martinez).	P5
<u>1-10-CHI 46</u>	(11:11) (Shotgun) J.Howard left end to CHI 45 for -1 yards (M.Hyde).	
2-11-CHI 45	(10:29) (Shotgun) B.Hoyer pass incomplete short middle to D.Thompson (L.Gunter).	
3-11-CHI 45	(10:24) (Shotgun) <i>PENALTY on GB-D.Jones, Defensive Offside, 5 yards, enforced at CHI 45 - No Play.</i>	
3-6-50	(10:24) (Shotgun) B.Hoyer pass incomplete short middle to A.Jeffery [J.Peppers]. CHI-B.Hoyer was injured during the play.	
4-6-50	(10:21) P.O'Donnell punts 42 yards to GB 8, Center-P.Scales, fair catch by T.Davis.	

Green Bay Packers at 10:13

1-10-GB 8	(10:13) R.Cobb left tackle to GB 12 for 4 yards (J.Bullard).	
2-6-GB 12	(9:35) D.Jackson up the middle to GB 17 for 5 yards (W.Young).	
3-1-GB 17	(8:50) A.Rodgers pass short left to R.Cobb to GB 22 for 5 yards (H.Jones-Quartey).	P8
<u>1-10-GB 22</u>	(8:15) (Shotgun) A.Rodgers pass incomplete short right to D.Jackson.	
	<i>PENALTY on CHI-C.LeBlanc, Illegal Contact, 5 yards, enforced at GB 22 - No Play.</i>	X9
<u>1-10-GB 27</u>	(8:10) (Shotgun) A.Rodgers pass short left to T.Montgomery pushed ob at GB 29 for 2 yards (A.Amos).	
2-8-GB 29	(7:33) (Shotgun) A.Rodgers pass short left to D.Adams pushed ob at GB 34 for 5 yards (D.Bausby).	
3-3-GB 34	(6:52) (Shotgun) A.Rodgers pass incomplete short middle to J.Janis.	
4-3-GB 34	(6:49) J.Schum punts 41 yards to CHI 25, Center-B.Goode, fair catch by C.LeBlanc.	
	<i>PENALTY on GB, Illegal Formation, 5 yards, enforced at GB 34 - No Play.</i>	
4-8-GB 29	(6:41) J.Schum punts 46 yards to CHI 25, Center-B.Goode, fair catch by B.Callahan.	

Chicago Bears at 6:34

1-10-CHI 25	(6:34) K.Carey right end to CHI 49 for 24 yards (M.Burnett).	R6
<u>1-10-CHI 49</u>	(6:01) K.Carey left end to 50 for 1 yard (J.Ryan, B.Martinez).	
2-9-50	(5:25) M.Barkley pass short right to A.Jeffery to GB 39 for 11 yards (L.Gunter, D.Goodson).	P7
<u>1-10-GB 39</u>	(4:46) J.Howard left end to GB 30 for 9 yards (M.Burnett).	
2-1-GB 30	(4:09) J.Howard left end to GB 27 for 3 yards (K.Clark).	R8
<u>1-10-GB 27</u>	(3:24) K.Carey left guard to GB 28 for -1 yards (K.Clark).	
2-11-GB 28	(2:49) (Shotgun) M.Barkley pass incomplete short right to A.Jeffery [D.Jones].	
3-11-GB 28	(2:43) (Shotgun) M.Barkley pass short left to J.Bellamy to GB 21 for 7 yards (M.Hyde).	

Two-Minute Warning

4-4-GB 21 (2:00) C.Barth 39 yard field goal is GOOD, Center-P.Scales, Holder-P.O'Donnell.

CHI 3 GB 3, 9 plays, 54 yards, 4:38 drive, 13:04 elapsed

C.Barth kicks 65 yards from CHI 35 to end zone, Touchback.

Green Bay Packers at 1:56

1-10-GB 25	(1:56) (Shotgun) A.Rodgers pass short right to D.Adams to GB 30 for 5 yards (D.Bausby).	
2-5-GB 30	(1:37) (No Huddle, Shotgun) A.Rodgers pass incomplete short left to T.Montgomery.	
3-5-GB 30	(1:30) (No Huddle, Shotgun) A.Rodgers pass incomplete deep right to R.Rodgers.	
	<i>PENALTY on CHI-D.Bausby, Defensive Pass Interference, 18 yards, enforced at GB 30 - No Play.</i>	X10
<u>1-10-GB 48</u>	(1:22) (Shotgun) A.Rodgers sacked at GB 39 for -9 yards (L.Floyd).	
	Timeout #2 by GB at 01:13.	
2-19-GB 39	(1:13) (Shotgun) A.Rodgers pass deep right to D.Adams to CHI 42 for 19 yards (D.Bausby).	P11
<u>1-10-CHI 42</u>	(:46) (No Huddle, Shotgun) A.Rodgers pass short left to R.Cobb ran ob at CHI 35 for 7 yards (C.LeBlanc).	
2-3-CHI 35	(:40) (No Huddle, Shotgun) A.Rodgers pass short right to R.Cobb ran ob at CHI 22 for 13 yards (H.Jones-Quartey).	P12

Chicago Bears vs Green Bay Packers at Lambeau Field

1-10-CHI 22 (:35) (No Huddle, Shotgun) A.Rodgers pass incomplete short left to D.Adams.

Timeout #1 by CHI at 00:32.

2-10-CHI 22 (:32) (Shotgun) A.Rodgers pass incomplete deep left to D.Adams.

3-10-CHI 22 (:27) (Shotgun) A.Rodgers pass incomplete deep middle to R.Cobb.

4-10-CHI 22 (:22) **M.Crosby 40 yard field goal is GOOD, Center-B.Goode, Holder-J.Schum.**

CHI 3 GB 6, 10 plays, 53 yards, 1 penalty, 1:39 drive, 14:43 elapsed

M.Crosby kicks 65 yards from GB 35 to end zone, Touchback.

Chicago Bears at 0:17

1-10-CHI 25 (:17) M.Barkley kneels to CHI 24 for -1 yards.

END OF QUARTER

	Score	Time Poss	First Downs				Efficiencies	
			R	P	X	T	3 Down	4 Down
Chicago Bears	3	9:42	2	4	1	7	0/2	0/0
Green Bay Packers	6	5:18	0	3	2	5	1/3	0/0

Third Quarter

10/20/2016

Play By Play

GB elects to Receive, and CHI elects to defend the goal.

C.Barth kicks 67 yards from CHI 35 to GB -2. J.Janis to GB 15 for 17 yards (S.McManis).

Green Bay Packers at 15:00, (1st play from scrimmage 14:55)

- 1-10-GB 15 (14:55) (Shotgun) A.Rodgers pass incomplete deep left to D.Adams.
 2-10-GB 15 (14:50) (Shotgun) A.Rodgers pass incomplete short middle to J.Nelson. CHI-T.Porter was injured during the play.
 3-10-GB 15 (14:43) (Shotgun) A.Rodgers sacked at GB 5 for -10 yards (L.Floyd). FUMBLES (L.Floyd) [L.Floyd], touched at GB 1, RECOVERED by CHI-L.Floyd at GB -4. TOUCHDOWN.
 Penalty on GB-D.Bakhtiari, Offensive Holding, declined.

Chicago Bears at 14:30

C.Barth extra point is GOOD, Center-P.Scales, Holder-P.O'Donnell.

CHI 10 GB 6, 0 plays, 0 yards, 0:00 drive, 0:30 elapsed

C.Barth kicks 68 yards from CHI 35 to GB -3. K.Davis to GB 15 for 18 yards (D.Bush).

Green Bay Packers at 14:30, (1st play from scrimmage 14:25)

- 1-10-GB 15 (14:25) (Shotgun) T.Montgomery up the middle to GB 45 for 30 yards (D.Bausby, A.Amos) R13
1-10-GB 45 (13:53) (No Huddle, Shotgun) A.Rodgers pass short left to T.Montgomery to 50 for 5 yards (J.Freeman).
 2-5-50 (13:27) (No Huddle) T.Montgomery right end to CHI 47 for 3 yards (A.Amos).
 3-2-CHI 47 (12:47) (No Huddle, Shotgun) A.Rodgers pass short right to T.Montgomery to CHI 41 for 6 yards (D.Trevathan) P14
1-10-CHI 41 (12:12) (No Huddle, Shotgun) A.Rodgers pass short right to D.Adams to CHI 36 for 5 yards (D.Bausby).
 2-5-CHI 36 (11:43) (No Huddle, Shotgun) A.Rodgers pass incomplete short middle to R.Cobb (C.LeBlanc).
 3-5-CHI 36 (11:40) (No Huddle, Shotgun) A.Rodgers pass short middle to R.Cobb to CHI 18 for 18 yards (C.LeBlanc) P15
1-10-CHI 18 (11:11) (No Huddle, Shotgun) A.Ripkowski left guard to CHI 14 for 4 yards (J.Bullard; J.Freeman).
 2-6-CHI 14 (10:29) (No Huddle, Shotgun) A.Rodgers pass short right to R.Cobb to CHI 12 for 2 yards (C.LeBlanc).
 3-4-CHI 12 (9:47) (No Huddle, Shotgun) A.Rodgers pass short right to T.Montgomery to CHI 5 for 7 yards (A.Amos) P16
 Chicago challenged the pass completion ruling, and the play was Upheld. The ruling on the field stands. (Timeout #1).
1-5-CHI 5 (9:28) (Shotgun) A.Rodgers pass incomplete short middle to T.Montgomery [S.Acho].
 2-5-CHI 5 (9:21) (Shotgun) A.Rodgers pass incomplete short left to J.Nelson [J.Freeman].
 3-5-CHI 5 (9:15) (Shotgun) A.Rodgers pass short right to D.Adams for 5 yards, TOUCHDOWN. P17
 M.Crosby extra point is GOOD, Center-B.Goode, Holder-J.Schum.

CHI 10 GB 13, 13 plays, 85 yards, 5:19 drive, 5:49 elapsed

M.Crosby kicks 65 yards from GB 35 to end zone, Touchback.

Chicago Bears at 9:11

- 1-10-CHI 25 (9:11) K.Carey right tackle to CHI 29 for 4 yards (L.Guion; C.Matthews).
 2-6-CHI 29 (8:30) (Shotgun) K.Carey up the middle to CHI 37 for 8 yards (J.Ryan, M.Daniels) R9
1-10-CHI 37 (7:46) M.Barkley pass short middle to C.Meredith to CHI 49 for 12 yards (D.Goodson) P10
1-10-CHI 49 (7:10) K.Carey right tackle to 50 for 1 yard (M.Daniels).
 2-9-50 (6:33) M.Barkley pass incomplete short right to L.Paulsen (N.Perry).
 Green Bay challenged the incomplete pass ruling, and the play was REVERSED.
 M.Barkley sacked at CHI 40 for -10 yards (N.Perry).
 3-19-CHI 40 (6:33) (Shotgun) PENALTY on CHI-M.Barkley, Delay of Game, 5 yards, enforced at CHI 40 - No Play.
 3-24-CHI 35 (5:56) (Shotgun) M.Barkley pass short middle to C.Meredith to GB 43 for 22 yards (K.Brice).
 PENALTY on CHI-T.Larsen, Ineligible Downfield Pass, 5 yards, enforced at CHI 35 - No Play.
 3-29-CHI 30 (5:26) (Shotgun) J.Howard up the middle to CHI 41 for 11 yards (N.Perry).
 4-18-CHI 41 (4:43) P.O'Donnell punts 47 yards to GB 12, Center-P.Scales, fair catch by T.Davis.

Green Bay Packers at 4:35

- 1-10-GB 12 (4:35) (Shotgun) T.Montgomery right tackle to GB 15 for 3 yards (A.Hicks; M.Unrein).
 2-7-GB 15 (4:03) (No Huddle, Shotgun) A.Rodgers pass short right to D.Adams to GB 22 for 7 yards (D.Bausby) P18
1-10-GB 22 (3:25) (No Huddle, Shotgun) A.Rodgers pass short right to D.Adams to GB 37 for 15 yards (J.Glenn) P19
1-10-GB 37 (2:52) (No Huddle, Shotgun) T.Montgomery left end to GB 48 for 11 yards (C.LeBlanc; H.Jones-Quartey) R20
1-10-GB 48 (2:12) (No Huddle, Shotgun) A.Rodgers pass short right to D.Adams to CHI 28 for 24 yards (J.Glenn; H.Jones-Quartey) P21
1-10-CHI 28 (1:25) (No Huddle, Shotgun) A.Rodgers pass short middle to R.Rodgers to CHI 21 for 7 yards (J.Freeman).
 2-3-CHI 21 (:40) (No Huddle, Shotgun) A.Rodgers pass short left to T.Montgomery to CHI 8 for 13 yards (A.Amos) P22
1-8-CHI 8 (:01) (No Huddle, Shotgun) PENALTY on CHI-W.Young, Neutral Zone Infraction, 4 yards, enforced at CHI 8 - No Play.

Chicago Bears vs Green Bay Packers at Lambeau Field

END OF QUARTER

	Score	Time Poss	First Downs				Efficiencies	
			R	P	X	T	3 Down	4 Down
Chicago Bears	10	4:36	1	1	0	2	0/1	0/0
Green Bay Packers	13	10:24	2	8	0	10	4/5	0/0

Fourth Quarter

10/20/2016

Play By Play

Green Bay Packers continued.

1-4-CHI 4 (15:00) (Shotgun) A.Rodgers pass short middle to D.Adams for 4 yards, TOUCHDOWN. P23
M.Crosby extra point is GOOD, Center-B.Goode, Holder-J.Schum.

CHI 10 GB 20, 8 plays, 88 yards, 1 penalty, 4:40 drive, 0:05 elapsed
--

M.Crosby kicks 65 yards from GB 35 to end zone, Touchback.

Chicago Bears at 14:55

1-10-CHI 25 (14:55) (Shotgun) M.Barkley pass incomplete short middle to A.Jeffery (M.Pennel).
2-10-CHI 25 (14:51) (Shotgun) K.Carey left tackle to CHI 26 for 1 yard (N.Perry; B.Martinez).
3-9-CHI 26 (14:21) (Shotgun) M.Barkley pass incomplete deep middle to J.Bellamy (M.Hyde).
4-9-CHI 26 (14:08) P.O'Donnell punts 48 yards to GB 26, Center-P.Scales, fair catch by T.Davis.

Green Bay Packers at 14:08

1-10-GB 26 (14:08) A.Rodgers pass short left to R.Cobb to GB 26 for no gain (J.Freeman, M.Unrein).
2-10-GB 26 (13:19) (Shotgun) A.Rodgers pass short left to A.Ripkowski to GB 34 for 8 yards (A.Amos).
Timeout #1 by GB at 12:34.
3-2-GB 34 (12:34) R.Cobb right tackle to GB 37 for 3 yards (J.Freeman). R24
1-10-GB 37 (11:50) (Shotgun) A.Rodgers pass incomplete short right to R.Cobb (W.Young).
2-10-GB 37 (11:47) R.Cobb left end to CHI 49 for 14 yards (D.Trevathan). R25
1-10-CHI 49 (11:08) (No Huddle, Shotgun) A.Rodgers pass short right to D.Adams to CHI 33 for 16 yards (J.Freeman). P26
1-10-CHI 33 (10:19) (Shotgun) A.Ripkowski right tackle to CHI 31 for 2 yards (C.Washington; S.Acho).
PENALTY on CHI-C.Washington, Face Mask (15 Yards), 15 yards, enforced at CHI 31. X27
1-10-CHI 16 (9:47) *PENALTY on GB-A.Rodgers, Delay of Game, 5 yards, enforced at CHI 16 - No Play.*
1-15-CHI 21 (9:22) (Shotgun) A.Rodgers pass incomplete deep right to D.Adams.
PENALTY on CHI-D.Bausby, Illegal Contact, 5 yards, enforced at CHI 21 - No Play. X28
1-10-CHI 16 (9:17) (Shotgun) T.Montgomery left guard to CHI 15 for 1 yard (S.Acho).
2-9-CHI 15 (8:32) T.Montgomery left end to CHI 12 for 3 yards (A.Amos; S.Acho).
3-6-CHI 12 (7:49) (Shotgun) A.Rodgers scrambles right end pushed ob at CHI 4 for 8 yards (J.Freeman). R29
1-4-CHI 4 (7:13) (Shotgun) A.Rodgers pass incomplete short right to D.Adams.
PENALTY on CHI-D.Bausby, Defensive Holding, 2 yards, enforced at CHI 4 - No Play. X30
1-2-CHI 2 (7:05) R.Cobb left end to CHI 2 for no gain (J.Freeman).
2-2-CHI 2 (6:21) (Shotgun) A.Rodgers pass short right to T.Montgomery to CHI 2 for no gain (N.Kwiatkoski).
3-2-CHI 2 (5:39) (Shotgun) A.Rodgers pass short right to R.Cobb for 2 yards, TOUCHDOWN. P31
(Kick formation) PENALTY on GB-J.Spriggs, False Start, 5 yards, enforced at CHI 15 - No Play.
M.Crosby extra point is No Good, Wide Right, Center-B.Goode, Holder-J.Schum.

CHI 10 GB 26, 13 plays, 74 yards, 3 penalties, 8:33 drive, 9:25 elapsed

M.Crosby kicks 61 yards from GB 35 to CHI 4. D.Thompson to CHI 16 for 12 yards (M.Evans).

Chicago Bears at 5:35, (1st play from scrimmage 5:31)

1-10-CHI 16 (5:31) (Shotgun) M.Barkley pass incomplete deep right to A.Jeffery.
2-10-CHI 16 (5:23) (Shotgun) M.Barkley pass incomplete deep middle to C.Meredith (B.Martinez).
3-10-CHI 16 (5:17) (Shotgun) M.Barkley pass short middle to Z.Miller to CHI 30 for 14 yards (J.Thomas; M.Hyde). P11
Green Bay challenged the runner was down by contact ruling, and the play was Upheld. The ruling on the field was confirmed. (Timeout #2.)
1-10-CHI 30 (4:47) (Shotgun) M.Barkley pass incomplete short right to Z.Miller.
2-10-CHI 30 (4:41) (Shotgun) M.Barkley pass short middle intended for Z.Miller INTERCEPTED by B.Martinez (M.Burnett) at CHI 42. B.Martinez to CHI 38 for 4 yards (B.Massie).

Green Bay Packers at 4:27

1-10-CHI 38 (4:27) J.Spriggs reported in as eligible. K.Davis right end to CHI 38 for no gain (D.Trevathan).
2-10-CHI 38 (3:44) *PENALTY on GB-J.Janis, False Start, 5 yards, enforced at CHI 38 - No Play.*
2-15-CHI 43 (3:42) (Shotgun) A.Rodgers pass short middle to R.Cobb to CHI 18 for 25 yards (H.Jones-Quartey). P32
Penalty on CHI-J.Freeman, Illegal Contact, declined.
1-10-CHI 18 (3:33) A.Ripkowski up the middle to CHI 16 for 2 yards (J.Freeman).
2-8-CHI 16 (2:45) K.Davis left tackle to CHI 15 for 1 yard (D.Trevathan).

Two-Minute Warning

3-7-CHI 15 (2:00) (Shotgun) A.Rodgers pass short left to T.Montgomery to CHI 8 for 7 yards (J.Glenn).

Chicago Bears vs Green Bay Packers at Lambeau Field

PENALTY on GB-T.Lang, Ineligible Downfield Pass, 5 yards, enforced at CHI 15 - No Play.

3-12-CHI 20 (1:51) (Shotgun) A.Rodgers pass short middle to T.Montgomery to CHI 13 for 7 yards (J.Freeman).

Timeout #2 by CHI at 01:41.

4-5-CHI 13 (1:41) M.Crosby 31 yard field goal is BLOCKED (A.Hicks), Center-B.Goode, Holder-J.Schum.

Chicago Bears at 1:35

1-10-CHI 21 (1:35) (Shotgun) M.Barkley pass incomplete short right to Z.Miller (D.Jones).

2-10-CHI 21 (1:31) (Shotgun) M.Barkley pass deep middle to Z.Miller to CHI 47 for 26 yards (M.Hyde, H.Clinton-Dix). P12

1-10-CHI 47 (1:08) (No Huddle, Shotgun) M.Barkley pass short right to A.Jeffery to GB 42 for 11 yards (L.Gunter). P13

1-10-GB 42 (:48) (No Huddle, Shotgun) M.Barkley pass intended for J.Howard INTERCEPTED by N.Perry [D.Jones] at GB 40. N.Perry to GB 40 for no gain (J.Howard).

Green Bay Packers at 0:41

1-10-GB 40 (:41) A.Rodgers kneels to GB 39 for -1 yards.

END OF QUARTER

	Score	Time Poss	First Downs				Efficiencies	
			R	P	X	T	3 Down	4 Down
Chicago Bears	10	2:49	0	3	0	3	1/2	0/0
Green Bay Packers	26	12:11	3	4	3	10	3/4	0/0

Miscellaneous Statistics Report

Chicago Bears vs Green Bay Packers
10/20/2016 at Lambeau Field

Ten Longest Plays for Chicago Bears

Yards	Qtr	Play Start	Play Description
26	4	2-10-CHI 21	(1:31) (Shotgun) M.Barkley pass deep middle to Z.Miller to CHI 47 for 26 yards (M.Hyde, H.Clinton-Dix).
25	1	3-10-CHI 22	(8:08) (Shotgun) B.Hoyer pass deep middle to J.Bellamy to CHI 47 for 25 yards (D.Goodson).
24	2	1-10-CHI 25	(6:34) K.Carey right end to CHI 49 for 24 yards (M.Burnett).
14	4	3-10-CHI 16	(5:17) (Shotgun) M.Barkley pass short middle to Z.Miller to CHI 30 for 14 yards (J.Thomas; M.Hyde). Green Bay challenged the runner was down by contact ruling, and the play was Upheld. The ruling on the field was confirmed. (Timeout #2.)
12	3	1-10-CHI 37	(7:46) M.Barkley pass short middle to C.Meredith to CHI 49 for 12 yards (D.Goodson).
11	2	2-10-CHI 1	(15:00) (Shotgun) B.Hoyer pass short middle to A.Jeffery to CHI 12 for 11 yards (L.Gunter, M.Burnett).
11	2	2-9-50	(5:25) M.Barkley pass short right to A.Jeffery to GB 39 for 11 yards (L.Gunter, D.Goodson).
11	3	3-29-CHI 30	(5:26) (Shotgun) J.Howard up the middle to CHI 41 for 11 yards (N.Perry).
11	4	1-10-CHI 47	(1:08) (No Huddle, Shotgun) M.Barkley pass short right to A.Jeffery to GB 42 for 11 yards (L.Gunter).
9	2	1-10-CHI 12	(14:23) (Shotgun) K.Carey up the middle to CHI 21 for 9 yards (J.Ryan).

Ten Longest Plays for Green Bay Packers

Yards	Qtr	Play Start	Play Description
30	3	1-10-GB 15	(14:25) (Shotgun) T.Montgomery up the middle to GB 45 for 30 yards (D.Bausby, A.Amos).
25	4	2-15-CHI 43	(3:42) (Shotgun) A.Rodgers pass short middle to R.Cobb to CHI 18 for 25 yards (H.Jones-Quartey).
24	3	1-10-GB 48	(2:12) (No Huddle, Shotgun) A.Rodgers pass short right to D.Adams to CHI 28 for 24 yards (J.Glenn; H.Jones-Quartey).
19	2	2-19-GB 39	(1:13) (Shotgun) A.Rodgers pass deep right to D.Adams to CHI 42 for 19 yards (D.Bausby).
18	3	3-5-CHI 36	(11:40) (No Huddle, Shotgun) A.Rodgers pass short middle to R.Cobb to CHI 18 for 18 yards (C.LeBlanc).
17	4	1-10-CHI 33	(10:19) (Shotgun) A.Ripkowski right tackle to CHI 31 for 2 yards (C.Washington; S.Acho).
16	4	1-10-CHI 49	(11:08) (No Huddle, Shotgun) A.Rodgers pass short right to D.Adams to CHI 33 for 16 yards (J.Freeman).
15	3	1-10-GB 22	(3:25) (No Huddle, Shotgun) A.Rodgers pass short right to D.Adams to GB 37 for 15 yards (J.Glenn).
14	4	2-10-GB 37	(11:47) R.Cobb left end to CHI 49 for 14 yards (D.Trevathan).
13	2	2-3-CHI 35	(:40) (No Huddle, Shotgun) A.Rodgers pass short right to R.Cobb ran ob at CHI 22 for 13 yards (H.Jones-Quartey).

Touchdown Scoring Information

		Offense	Defense	Special Teams
VISITOR	Chicago Bears	0	1	0
HOME	Green Bay Packers	3	0	0

Player Scoring Information

Club	Player	TD	Rush TD	Rec TD	KO TD	Punt TD	Int TD	Fum TD	Misc TD	FG	XP	2Pt Rush	2Pt Rec	Sfty	Points
CHI	C.Barth	0	0	0	0	0	0	0	0	1	1	0	0	0	4
GB	D.Adams	0	0	2	0	0	0	0	0	0	0	0	0	0	12
GB	M.Crosby	0	0	0	0	0	0	0	0	2	2	0	0	0	8
GB	R.Cobb	0	0	1	0	0	0	0	0	0	0	0	0	0	6

Possession Detail

	First Half		Second Half		Game	
	Visitor	Home	Visitor	Home	Visitor	Home
Largest Lead	0	3	4	16	4	16
Drives Leading	0	2	0	5	0	7
Time of Possession Leading	0:00	10:03	0:00	17:16	0:00	27:19
Largest Deficit	-3	0	-16	-4	-16	-4
Drives Trailing	4	0	4	1	8	1
Time of Possession Trailing	12:11	0:00	7:25	5:19	19:36	5:19
Times Score Tied Up		1		0		1
Lead Changes		2		2		4

Playtime Percentage

Percent of playtime per player on offense, defense and special teams

Chicago Bears					Green Bay Packers				
		Offense	Defense	Special Teams			Offense	Defense	Special Teams
C Whitehair	G	48 100%		2 8%	B Bulaga	T	87 100%		6 25%
E Kush	G	48 100%		2 8%	D Bakhtiari	T	87 100%		6 25%
C Leno	T	48 100%		2 8%	L Taylor	G	87 100%		6 25%
B Massie	T	48 100%		2 8%	J Tretter	C	87 100%		
Z Miller	TE	48 100%			A Rodgers	QB	87 100%		
A Jeffery	WR	45 94%			J Nelson	WR	83 95%		
C Meredith	WR	40 83%			R Cobb	WR	78 90%		
T Larsen	C	28 58%		2 8%	T Lang	G	71 82%		2 8%
M Barkley	QB	28 58%			D Adams	WR	70 80%		
K Carey	RB	26 54%		5 21%	T Montgomery	WR	60 69%		
J Howard	RB	22 46%			R Rodgers	TE	47 54%		3 12%
B Hoyer	QB	20 42%			J Janis	WR	41 47%		16 67%
K Long	G	20 42%			A Ripkowski	FB	22 25%		16 67%
L Paulsen	TE	19 40%		8 33%	D Barclay	T	16 18%		6 25%
J Bellamy	WR	16 33%		15 62%	J Perillo	TE	14 16%		3 12%
D Thompson	WR	16 33%		7 29%	T Davis	WR	7 8%		5 21%
B Braunecker	TE	8 17%		16 67%	D Jackson	RB	6 7%		
A Amos	FS		87 100%	9 38%	K Davis	RB	5 6%		3 12%
H Jones-Quartey	SS		87 100%	3 12%	J Spriggs	T	2 2%		6 25%
J Freeman	LB		87 100%		M Hyde	SS		48 100%	10 42%
T Porter	CB		86 99%		H Clinton-Dix	FS		48 100%	8 33%
C LeBlanc	CB		82 94%	1 4%	D Goodson	CB		48 100%	7 29%
D Trevathan	LB		70 80%		L Gunter	CB		48 100%	7 29%
A Hicks	DE		66 76%	6 25%	M Burnett	SS		48 100%	2 8%
W Young	LB		63 72%		B Martinez	LB		35 73%	3 12%
D Bausby	CB		56 64%		N Perry	LB		35 73%	
S Acho	LB		51 59%	11 46%	J Ryan	LB		31 65%	5 21%
L Floyd	LB		35 40%		C Matthews	LB		27 56%	2 8%
M Unrein	DE		34 39%	8 33%	M Daniels	DT		22 46%	2 8%
W Sutton	NT		25 29%	12 50%	D Jones	LB		21 44%	6 25%
J Bullard	DE		25 29%	6 25%	J Peppers	LB		18 38%	8 33%
C Washington	DE		25 29%		J Thomas	LB		17 35%	16 67%
P McPhee	LB		19 22%		L Guion	NT		16 33%	
C Provensi	FS		17 20%	22 92%	K Clark	DT		15 31%	2 8%
J Glenn	CB		16 18%	11 46%	K Brice	FS		13 27%	16 67%
B Callahan	CB		16 18%	1 4%	M Pannel	DT		11 23%	6 25%
C Jones	LB		6 7%	22 92%	K Fackrell	LB		10 21%	16 67%
N Kwiatkoski	LB		4 5%	15 62%	C Ringo	NT		9 19%	
S McManis	CB			22 92%	J Elliott	LB		4 8%	15 62%
J Timu	LB			19 79%	D Lowry	DE		4 8%	
J Bell	RB			8 33%	M Evans	SS			14 58%
P Scales	LS			7 29%	J Hawkins	CB			13 54%
P O'Donnell	P			7 29%	M Crosby	K			12 50%
D Bush	SS			5 21%	B Goode	LS			8 33%
C Barth	K			5 21%					

M Adams

T

2

8% J Schum

P

8

33%