



# PACKERS WEEKLY MEDIA INFORMATION PACKET

GREEN BAY PACKERS **vs** TENNESSEE TITANS

SUNDAY, NOVEMBER 13, 2016 @ 12 NOON CST • NISSAN STADIUM





# THE DOPE SHEET

OFFICIAL PROGRAM AND PUBLICATION, ACME-PACKERS FOOTBALL TEAM.

Packers Public Relations • Lambeau Field Atrium • 1265 Lombardi Avenue • Green Bay, WI 54304 • 920/569-7500 • 920/569-7201 fax  
Jason Wahlers, Aaron Popkey, Sarah Quick, Tom Fanning, Nathan LoCascio, Katie Hermesen

**VOL. XVIII; NO. 17**

**WEEK 10**

**GREEN BAY (4-4) AT TENNESSEE (4-5)**  
Sunday, Nov. 13 • Nissan Stadium • 12 p.m. CST

## PACKERS GO BACK ON THE ROAD TO FACE THE TITANS

The Green Bay Packers begin a three-game road trip with a visit to Tennessee to play the Titans.



- ▶ Green Bay is playing three road games in a row for the first time since 2012 and only the third time in the last 19 seasons (also 1998).
- ▶ Sunday will be Green Bay's third regular-season visit to Tennessee. The previous two regular-season matchups at the Titans were decided by six and three points.
- ▶ The Packers trail in the overall series with the Titans, 5-6, but won the last meeting, 55-7, in 2012 at Lambeau Field.
- ▶ In the last meeting with the Titans, QB **Aaron Rodgers** recorded a 125.1 passer rating after completing 27 of 38 passes for 342 yards, three touchdowns and zero interceptions.
- ▶ Rodgers has registered three-plus passing touchdowns in each of the last three games, totaling 10 touchdowns and one interception over that span.
- ▶ It marks the fifth time in his career that Rodgers has registered three-plus passing touchdowns in three or more straight games in single season (five: Games 6-10 in 2011 / four: Games 4-7 in 2012 and 2014 / three: Games 14-16 in 2012).
- ▶ According to pro-football-reference.com, Rodgers is the only quarterback in the NFL to record three consecutive games with three-plus touchdown passes this season.
- ▶ The Packers have scored 23 or more points in five of the last six games.
- ▶ Green Bay has at least a .500 record through the first eight games of the season for the 10th consecutive season (4-4, 6-2, 5-3, 5-3, 5-3, 8-0, 5-3, 4-4, 4-4, 7-1).
- ▶ The Packers are 56-32 in the first eight games of a season under Head Coach **Mike McCarthy**. Green Bay's .636 winning percentage in the first eight games of the season is tied for No. 2 in the NFL since 2006 (New York Giants), trailing only the New England Patriots (68-20, .773).
- ▶ Green Bay will be playing its third game that kicks off at noon CT this season, having previously won at Jacksonville, 27-23, and vs. Detroit, 34-27.
- ▶ Three of the Packers' four losses this season have been by a combined nine points.
- ▶ Both of Green Bay's next two games are scheduled to be played in primetime, first traveling to Washington for a matchup on Sunday night and then to Philadelphia for a Monday night contest. It is the last two of five primetime games that were scheduled for Green Bay this season. The Packers were 2-1 in their first three primetime games this season.

## WITH THE CALL

FOX Sports, now in its 23rd season as an NFL network television partner, will broadcast the game to a regional audience.



- ▶ Play-by-play man **Kenny Albert** joins analyst **Daryl Johnston** and sideline reporter **Laura Okmin**.
- ▶ Milwaukee's WTMJ (620 AM), airing Green Bay games since November 1929, heads up the Packers Radio Network that is made up of 50 stations in five states. **Wayne Larrivee** (play-by-play) and two-time Packers Pro Bowler **Larry McCarren** (analyst) call the action. McCarren first joined the team's broadcasts in 1995 and enters his 22nd season calling Packers games. After originally being paired together in 1999, McCarren and Larrivee enter their 18th season of broadcasts together.
- ▶ Sports USA Radio will air the game on radio across the country. **John Ahlers** (play-by-play) and **John Robinson** (analyst) will call the action.
- ▶ The broadcast is also available on Sirius Satellite Radio (WTMJ feed).
- ▶ DIRECTV subscribers can watch the game on Channel 711.

## REGULAR SEASON

Date	Opponent	Time (CT)	TV
Sun., Sept. 11	at Jacksonville Jaguars	12:00 p.m.	W, 27-23 63,179
Sun., Sept. 18	at Minnesota Vikings	12:00 p.m.	L, 14-17 66,813
Sun., Sept. 25	DETROIT LIONS	12:00 p.m.	W, 34-27 78,411
Sun., Oct. 2	BYE		
Sun., Oct. 9	NEW YORK GIANTS (Gold Pkg.)	12:00 p.m.	W, 23-16 78,401
Sun., Oct. 16	DALLAS COWBOYS	12:00 p.m.	L, 16-30 78,481
Thu., Oct. 20	CHICAGO BEARS	12:00 p.m.	W, 26-10 78,217
Sun., Oct. 30	at Atlanta Falcons	12:00 p.m.	L, 32-33 70,165
Sun., Nov. 6	INDIANAPOLIS COLTS (Gold Pkg.)	12:00 p.m.	L, 31-26 78,437
Sun., Nov. 13	at Tennessee Titans	12:00 p.m.	FOX
Sun., Nov. 20	at Washington Redskins	7:30 p.m.	NBC
Mon., Nov. 28	at Philadelphia Eagles	7:30 p.m.	ESPN
Sun., Dec. 4	HOUSTON TEXANS	12:00 p.m.	CBS
Sun., Dec. 11	SEATTLE SEAHAWKS	3:25 p.m.	FOX
Sun., Dec. 18	at Chicago Bears	12:00 p.m.	FOX
Sat., Dec. 24	MINNESOTA VIKINGS	12:00 p.m.	FOX
Sun., Jan. 1	at Detroit Lions	12:00 p.m.	FOX

\*—Start time and broadcast may shift due to NFL flexible scheduling

## NFL POSTSEASON DATES

Jan. 7-8	AFC and NFC Wild Card Playoffs
Jan. 14-15	AFC and NFC Divisional Playoffs
Jan. 22	AFC and NFC Championship Games
Jan. 29	Pro Bowl, Aloha Stadium, Honolulu, Hawaii
Feb. 5	Super Bowl LI, NRG Stadium, Houston, Texas





**PACKERS AT TITANS - WEEK 10**

**FACING THE AFC**

The Green Bay Packers have played well against AFC teams. Under Head Coach **Mike McCarthy**, the Packers are 26-17 during the regular and postseason against teams from the AFC, including a 7-3 mark against the AFC during the regular season since the start of 2014.

► The Packers' .700 winning percentage against AFC teams since 2014 is  **tied for No. 3 among NFC teams**:

<u>NFC Team</u>	<u>Record vs. AFC (2014-16)</u>	<u>Pct.</u>
1. Philadelphia	9-1	.900
2. Seattle	8-3	.727
<b>3t. Green Bay</b>	<b>7-3</b>	<b>.700</b>
3t. Dallas	7-3	.700
5. Arizona	7-4	.636
6. Carolina	5-3-1	.611

- The Packers have won four of their last six contests against AFC teams.
- Green Bay's 26 wins versus the AFC (including postseason) are the most among NFC teams since 2006.
- Dating back to 2006, Green Bay's .605 winning percentage (including the postseason) against teams from the AFC is **No. 2 among NFC teams**:

<u>Team</u>	<u>Record vs. AFC (2006-15)</u>	<u>Pct.</u>
1. Philadelphia	25-16-1	.607
<b>2. Green Bay</b>	<b>26-17</b>	<b>.605</b>
3. Dallas	25-17	.595
4. Atlanta	25-18	.581
5. N.Y. Giants	24-19	.558

► Green Bay has a point differential of plus-219 against AFC teams since 2006 to rank **No. 1 in the NFC** (including the postseason):

<u>NFC Team</u>	<u>Point Differential vs. AFC</u>
<b>1. Green Bay</b>	<b>+219</b>
2. Dallas	+213
3. Atlanta	+147
4. New Orleans	+125
5. Philadelphia	+112

► Dating back to 2015, the Packers rank **No. 5 among NFC teams** in points per game scored against AFC teams:

<u>NFC Team</u>	<u>Points Per Game vs. AFC</u>
1. Seattle	27.8
2. Philadelphia	27.3
3. Atlanta	27.1
4. New Orleans	27.0
<b>5. Green Bay</b>	<b>26.3</b>

► QB **Aaron Rodgers** ranks No. 4 among active quarterbacks in passer rating against AFC teams since 2008 (min. 20 games):

<u>Player</u>	<u>Passer Rating vs. AFC</u>
1. Drew Brees, NO	104.7
2. Tom Brady, NE	101.8
3. Tony Romo, DAL	100.9
<b>4. Aaron Rodgers, GB</b>	<b>98.9</b>
5. Philip Rivers, SD	97.5

**A NICE FEW WEEKS**

The Green Bay Packers offense has begun to emerge, ranking near the top of the league both as a team and individually over the last three weeks in numerous categories:

<u>Team</u>	<u>Touchdowns</u>
1t. Atlanta	12
1t. Tennessee	12
3t. San Diego	11
3t. Tampa Bay	11
<b>5t. Green Bay, three other teams</b>	<b>10</b>

<u>Team</u>	<u>First Downs</u>
1. New Orleans	84
<b>2. Green Bay</b>	<b>81</b>
3t. Oakland	78
3t. San Diego	78

<u>Player</u>	<u>Passing Yards</u>
1. Drew Brees, NO	955
2. Philip Rivers, SD	913
3. Matt Ryan, ATL	905
4. Derek Carr, OAK	897
<b>5. Aaron Rodgers, GB</b>	<b>869</b>

<u>Player</u>	<u>Passing Touchdowns</u>
<b>1. Aaron Rodgers, GB</b>	<b>10</b>
2t. Matt Ryan, ATL	8
2t. Jameis Winston, TB	8

<u>Player</u>	<u>Completions</u>
<b>1. Aaron Rodgers, GB</b>	<b>93</b>
2. Drew Brees, NO	92
3. Derek Carr, OAK	83

<u>Player</u>	<u>Completion Percentage (Min. 60 pass att.)</u>
1. Drew Brees, NO	75.4
2. Matt Ryan, ATL	72.8
3. Kirk Cousins, WAS	71.6
4. Russell Wilson, SEA	68.0
<b>5. Aaron Rodgers, GB</b>	<b>67.9</b>

<u>Player</u>	<u>Receptions</u>
<b>1. Davante Adams, GB</b>	<b>29</b>
2. Golden Tate, DET	24
3t. Stefon Diggs, MIN	23
3t. Mike Evans, TB	23

<u>Player</u>	<u>Receiving Touchdowns</u>
1. Mike Evans, TB	4
<b>2t. Davante Adams, GB</b>	<b>3</b>
2t. Rishard Matthews, TEN	3

**STAT OF THE WEEK**

► According to the Elias Sports Bureau, Green Bay has recorded 23-plus first downs in five consecutive games in a single regular season for the first time in franchise history.



## PACKERS AT TITANS - WEEK 10

### ODDS AND ENDS

Below are some random notes from this season:

- ▶ The Packers rank **No. 2 in the NFL** in third-down conversions:

Team	Third-Down Percentage
1. New Orleans	53.0
<b>2. Green Bay</b>	<b>49.5</b>
3. Tennessee	47.9
4. New England	47.2

- ▶ Green Bay ranks **No. 9 in the NFL** on defense in third-down percentage (36.7%), making them one of only two teams in the NFL to rank in the top 10 in third down on offense and defense (Arizona, No. 9 in offense and No. 5 in defense).

- ▶ Green Bay is **No. 3 in the NFL** in penalties called against this season:

Team	Penalties Called Against
1. Houston	49
2. San Francisco	51
<b>3. Green Bay</b>	<b>54</b>

- ▶ The Packers rank **No. 9 in the NFL** in average time of possession (31:21) this season.

- ▶ WR **Jordy Nelson** is tied for **No. 1 in the league** with nine red-zone receptions and **leads the NFL** in red-zone TDs with six.

- ▶ WR **Trevor Davis** registered a 55-yard punt return against Atlanta, the longest punt return by Green Bay since DB **Micah Hyde** returned a punt 55 yards for a touchdown vs. Detroit on Dec. 28, 2014.

- ▶ QB **Aaron Rodgers** led the Packers with a career-best 60 rushing yards on six carries (10.0 avg.) at Atlanta. He recorded three runs of 10-plus yards, tying his single-game career high (at Indianapolis, Oct. 7, 2012, and vs. Cincinnati, Sept. 20, 2009).

- ▶ Dating back to 1960, Rodgers' 60 rushing yards in Week 8 were the second most in a single game by a Green Bay quarterback, trailing only the 88 yards on eight carries (11.0 avg.) by Don Majkowski at Detroit, Sept. 30, 1990.

- ▶ Rodgers joined Cam Newton (Dec. 20, 2015, at NYG) as the only QBs over the past four seasons (2013-16) to post four-plus passing TDs and 60-plus rushing yards in the same game.

- ▶ By rushing for 43 yards on six carries (7.2 avg.) in Week 9, Rodgers recorded over 40-plus rushing yards in back-to-back games for the first time in his career.

- ▶ In Weeks 8-9, Rodgers registered a run of 20-plus yards in back-to-back games for the first time in his career.

- ▶ In Week 7, Green Bay recorded 32 first downs, the most by the Packers since Nov. 27, 1983, at Atlanta (32). It tied for the second most in franchise history. Green Bay also possessed the ball for 39:36, the best mark by the team since Oct. 27, 2013, at Minnesota (40:54).

- ▶ LB **Blake Martinez** recorded his first career interception in the Week 7 victory over the Chicago Bears.

- ▶ The Packers have eclipsed 400 total net yards three times this season (406 vs. N.Y. Giants and Chicago Bears / 405 vs. Indianapolis).

- ▶ Green Bay has registered 100-plus net rushing yards in five of the last six games (116, 108, 103, 147, 123).

- ▶ S **Morgan Burnett** recorded his first interception since Dec. 8, 2014, vs. Atlanta while also leading the team in tackles (10) and solo tackles (seven).

- ▶ Burnett has tied his career high (2012) with two sacks this season.

- ▶ P **Jacob Schum** set career highs in Week 9 by posting a 48.3-yard gross average and a 47.5-yard net average on four punts (min. four punts).

- ▶ Over the last four games, Schum has posted a 49.9-yard gross average and a 44.2-yard net average on nine punts with three inside the 20.

### DEFENSIVE STRENGTH

The Packers defense has been a strength for most of the season.

- ▶ According to the Elias Sports Bureau, Green Bay allowed the second-fewest rushing yards (171) by a team through the first four games since the NFL began compiling individual stats in 1933 (San Francisco, 157 yards on 74 attempts in 1995).

- ▶ The Packers have held five of eight opponents to less than 70 yards rushing. Green Bay's run defense ranks **No. 1 in the NFL**:

Team	Rushing Yards Allowed Per Game
<b>1. Green Bay</b>	<b>75.8</b>
2. Baltimore	76.1
3. Carolina	77.5
4. N.Y. Jets	81.0
5. San Diego	85.3

Team	Rushing Yards Per Carry Allowed
1. Carolina	3.28
<b>2. Green Bay</b>	<b>3.29</b>
3. Baltimore	3.36
4. N.Y. Jets	3.45
5. Seattle	3.53

- ▶ The Packers rank **No. 7 in the NFL** in total yards allowed per game (325.8) this season.

- ▶ The Green Bay defense has only allowed 15 runs of 10-plus yards this season, **No. 3 in the NFL**:

Team	Runs Of 10-Plus Yards Allowed
1. Baltimore	11
2. Seattle	14
<b>3. Green Bay</b>	<b>15</b>
4t. Carolina	18
4t. Minnesota	18
4t. N.Y. Giants	18

- ▶ According to STATS, the Packers are **No. 3 in the NFL** in negative plays by opponents:

Team	Opponent Negative Plays
1. N.Y. Jets	65
2. Buffalo	62
<b>3. Green Bay</b>	<b>60</b>
4. Philadelphia	59

- ▶ The Packers rank **No. 6 in the league** in sacks per pass attempt:

Team	Sacks/Pass Attempt
1. Buffalo	10.42%
2. Seattle	9.31%
3. Denver	8.89%
4. Philadelphia	8.36%
5. Carolina	8.05%
<b>6. Green Bay</b>	<b>7.78%</b>

- ▶ Green Bay has registered a takeaway in 26 of the past 28 games.

- ▶ The Packers are **tied for No. 8 in the NFL** with 21 sacks this season.



**PACKERS AT TITANS - WEEK 10**

**QUICK OUT OF THE GATE**

The Packers started games fast during the 2015 regular season, scoring touchdowns in the first quarter in nine games. They continued that by scoring in all eight games this season (**No. 1 in the NFL**), including a touchdown in six contests.

► The Packers are **tied for No. 2 in the NFL** in first-quarter touchdowns this season.

Team	First-Quarter Touchdowns (2016)
1. New England	9
<b>2t. Green Bay</b>	<b>7</b>
2t. Atlanta	7
2t. Buffalo	7
2t. New Orleans	7
2t. San Diego	7

► The Packers rank **No. 3 in the NFL** in points per game in the first quarter this season:

Team	Points Per Game/First Quarter (2016)
1. New England	9.3
2. Atlanta	7.4
<b>3. Green Bay</b>	<b>7.3</b>
4. New Orleans	6.5
5. Buffalo	6.4

► The Packers rank **No. 3 in the NFL** for scoring (37 points) on the first offensive possession this season:

Team	Points On First Offensive Poss. (2016)
1. San Diego	41
2. Buffalo	40
<b>3. Green Bay</b>	<b>37</b>
4. Dallas	34
5. New England	31
6. New Orleans	28

► The Packers scored 13 touchdowns in the first quarter in 2015, **tied for No. 2 in the NFL** (Washington, 13 / New Orleans, 16).

► Green Bay scored points in the first quarter in 12 games during the regular season, **tied for No. 4 in the NFL** in 2015 and **tied for No. 2 among Packers teams since 2000**:

Year	Games Scoring Points in the First Quarter
1. 2014	16
<b>2t. 2015</b>	<b>12</b>
2t. 2011	12
2t. 2009	12

► Dating back to 2014, Green Bay has scored in the first quarter in 36 of 40 games, with TDs in 29 of them.

► Green Bay's 151 first-quarter points during the 2014 regular season were the **most in the NFL in a single season** dating back to 1991.

► QB **Aaron Rodgers** has thrown six touchdowns in the first quarter this season to lead the NFL:

Player	First-Quarter TD Passes (2016)
<b>1. Aaron Rodgers, GB</b>	<b>6</b>
2. Ben Roethlisberger, PIT	5
3t. Seven players	4

► Dating back to 1991, Rodgers owns four of the top six single-season marks for passing touchdowns during the first quarter for the Packers:

Player	Passing Touchdowns
<b>1. Aaron Rodgers, 2011</b>	<b>11</b>
<b>2t. Aaron Rodgers, 2014</b>	<b>10</b>
2t. Brett Favre, 1998	10
2t. Brett Favre, 1995	10
<b>5t. Aaron Rodgers, 2015</b>	<b>9</b>
<b>5t. Aaron Rodgers, 2012</b>	<b>9</b>

► QB **Aaron Rodgers** has thrown 51 touchdowns and six interceptions in the first half since the start of the 2014 regular season.

► Since 2014, Rodgers ranks in the top five in the NFL in a few first-half passing categories (min. 200 att.):

Player	First-Half Passer Rating
1. Tom Brady, NE	105.6
<b>2. Aaron Rodgers, GB</b>	<b>104.3</b>
3. Drew Brees, NO	103.3
4. Kirk Cousins, WAS	103.1
5. Ben Roethlisberger, PIT	100.4

Player	First-Half Passing Touchdowns
<b>1. Aaron Rodgers, GB</b>	<b>51</b>
2. Tom Brady, NE	44
3t. Drew Brees, NO	41
3t. Eli Manning, NYG	41
5t. Philip Rivers, SD	39
5t. Matthew Stafford, DET	39

Player	First-Half TD/INT Ratio
<b>1. Aaron Rodgers, GB</b>	<b>8.50</b>
2. Tom Brady, NE	7.33
3t. Drew Brees, NO	3.42
3t. Eli Manning, NYG	3.42
5. Marcus Mariota, TEN	3.17

► Dating back to 2006, the Packers have recorded three of the top six single-season first-half point totals in the NFL:

Team	First-Half Points
1. New England, 2007	333
<b>2. Green Bay, 2014</b>	<b>310</b>
3. New England, 2012	290
4. Denver, 2013	288
<b>5. Green Bay, 2011</b>	<b>286</b>
<b>6. Green Bay, 2009</b>	<b>269</b>



## THE DOPE ON THIS WEEK'S OPPONENT:

### Packers vs. Titans:

#### All-time, Regular season:

5-6-0

#### All-time, Postseason:

0-0

#### All-time, in Tennessee:

0-2-0

**Streaks:** The Packers halted Tennessee's three-game winning streak with a 48-point win in 2012.

#### Last meeting, regular season:

Dec. 23, 2012; Packers won, 55-7, Lambeau Field



## COACHES CAPSULES

**Mike McCarthy:** 116-66-1, .637 (incl. 8-7 postseason); 11th NFL season

**Mike Mularkey** 22-44-0, .333; 5th NFL season

**Head to Head:** McCarthy 1-0

**vs. Opponent:** McCarthy 1-1 vs. Titans; Mularkey 0-1 vs. Packers

**MIKE MCCARTHY**...Is in his 11th year as the Packers' 14th head coach.

- ▶ Joined Vince Lombardi and Mike Holmgren as the only coaches to guide the Packers to a Super Bowl title with a win over Pittsburgh in Super Bowl XLV.
- ▶ Led the Packers to their seventh consecutive playoff appearance last season, joining New England as the only two NFL teams to do so over that span. Has also led the team to eight playoff appearances in the last nine years (2007, 2009-15).
- ▶ Guided the Packers to top-10 finishes in scoring in eight straight seasons (2007-14), joining the Patriots as the only other team to accomplish the feat over that time; Packers finished first overall in scoring in 2014.
- ▶ His .646 winning percentage during the regular season (105-56-1) ranks No. 3 among active NFL head coaches (min. 50 games).
- ▶ Had 104 regular-season wins in his first 10 seasons as a head coach, ranking No. 3 in NFL history.

**MIKE MULARKEY**...Is in his second year as the Titans' 17th head coach.

- ▶ Led Tennessee to two wins as the interim head coach in 2015.
- ▶ A former NFL tight end, coached TE Delanie Walker in consecutive seasons to set the franchise record for receiving yards by a tight end.
- ▶ Coached the Atlanta Falcons offense to have a 3,000-yard passer, 1,000-yard receiver and 1,000-yard rusher in three of his four seasons as offensive coordinator.
- ▶ Coordinated an offense in Pittsburgh from 2001 that saw RB Jerome Bettis' final season as a 1,000-yard rusher and was named Assistant Coach of the Year in 2001 by the *Pro Football Writers of America*.
- ▶ Was appointed head coach after serving as interim for nine games in 2015.

## THE PACKERS-TITANS SERIES

- ▶ The teams split the six matchups from 1972-92 when the Titans were the Houston Oilers.
- ▶ The Packers won the first matchup of the series (Dec. 13, 1998) after Houston relocated to become the Tennessee Oilers.
- ▶ Green Bay has been held to less than 10 points in the series only twice, scoring three points on Dec. 14, 1980, and Sept. 7, 1986.
- ▶ Since relocating to Nashville following the 1996 season, Tennessee has not lost on the road to Green Bay.
- ▶ Tennessee's win in 2008 was part of a 13-3 season that saw the Titans earn their second NFC South title and No. 1 seed in the playoffs.

## NOTABLE CONNECTIONS

Packers executive vice president, general manager & director of football operations Ted Thompson played linebacker for the Houston Oilers from 1975-84, appearing in 146 of 147 games...Green Bay TE Jared Cook was drafted in the third round in 2009 by Tennessee and played his first four seasons (2009-12) with the Titans...Packers senior personnel executive Alonzo Highsmith was drafted third overall by the Oilers in the 1987 NFL draft and played for Houston from 1987-89...Titans assistant head coach/defensive coordinator Dick LeBeau was the defensive backs coach for Green Bay from 1976-79...Tennessee LB Nate Palmer started 12 of 24 games for the Packers from 2013-15 after being drafted in the sixth round by Green Bay...Titans DL Karl Klug was born in LaCrosse, Wis. ...Green Bay defensive coordinator Dom Capers (1980-81) and special teams coordinator Ron Zook (1984-86) coached defensive backs for the University of Tennessee...Packers WR Randall Cobb is from Alcoa, Tenn. ...Titans running backs coach Sylvester Croom held the same position for the Packers from 2001-03...In Pittsburgh, Titans head coach Mike Mularkey coached with Packers associate head coach/offense Tom Clements (2001-03), secondary-safeties coach Darren Perry (2003) and Zook (1996-98)...Mularkey also spent time in Buffalo with Clements (2004-05) and Green Bay quarterbacks coach Alex Van Pelt (2005)...Capers coached in Miami with Mularkey (2006-07), Tennessee offensive coordinator Terry Robiskie (2007) and special teams assistant Steve Hoffman (2007)...Titans linebackers coach Lou Spanos coached for the Steelers with Clements (2001-03), Zook (1996-98) and Perry (2003-06)...Capers coached with LeBeau (1992-94) and Tennessee special teams coordinator Bobby April (1994) in Pittsburgh...Perry coached under LeBeau in Cincinnati for the 2002 season and in Pittsburgh from 2004-06...April and Van Pelt coached in Buffalo from 2005-09...Clements coached with April in New Orleans (1997-99) and Buffalo (2004-05)...Titans offensive line coach Russ Grimm worked with Clements in Pittsburgh from 2001-03...Grimm and Perry coached together with the Steelers from 2003-06...Robiskie and Grimm were colleagues with Packers defensive line coach Mike Trgovac in Washington in 2000...Titans wide receivers coach Bob Bratkowski, son of former Packers QB Zeke Bratkowski, coached with Perry in Cincinnati in 2002...Bratkowski and Packers associate head coach/linebackers coach Winston Moss coached together in Seattle in 1998...Green Bay defensive quality control coach Ejiro Evero coached Titans CB Perrish Cox (2014) and TE Delanie Walker (2011-12) while with the 49ers...Packers LB Julius Peppers played in Chicago in 2013 with Tennessee LB David Bass...Green Bay S Ha Ha Clinton-Dix played at Alabama with Titans FB Jalston Fowler (2011-13) and RB Derrick Henry (2013)...Packers DT Kenny Clark (2013) and DE/LB Datone Jones (2012) were coached by Spanos at UCLA...Green Bay QB Brett Hundley (2012-14), Clark (2013-15) and Jones (2012) played at UCLA with Tennessee LB Aaron Wallace...Titans T Taylor Lewan played at Michigan with Packers LB Jake Ryan (2011-13) and FB Joe Kerridge (2012-13)...Tennessee LB Derrick Morgan and Green Bay S Morgan Burnett played at Georgia Tech from 2007-09...Cobb and Titans LB Avery Williamson were Kentucky teammates in 2010...Packers CB Demetri Goodson played at Baylor with Titans WR Kendall Wright in 2011...Klug played at Iowa with Green Bay T Bryan Bulaga (2008-09), DT Mike Daniels (2008-10) and DB Micah Hyde (2009-10)...Cook and Tennessee K Ryan Succop played at South Carolina from 2005-08...Titans DT Jurrell Casey played at Southern California with Packers LB Clay Matthews (2008) and LB Nick Perry (2009-10)...Green Bay WR Davante Adams played at Fresno State in 2013 with Titans CB Curtis Riley...Cox and Packers T Lane Taylor played at Oklahoma State in 2009.

## LAST MEETING, REGULAR SEASON

Dec. 23, 2012, Lambeau Field, Packers won, 55-7

- ▶ QB Aaron Rodgers completed 27 of 38 passes (71.1 percent) for 342 yards and three TDs (125.1 passer rating).
- ▶ The Packers defense forced two interceptions and sacked Titans QB Jake Locker seven times.
- ▶ RB Ryan Grant ran for 80 yards and two TDs on 20 attempts (4.0 avg.).



**PACKERS AT TITANS - WEEK 10**

**AT THE HELM**

Having led Green Bay to the playoffs in eight of his first 10 seasons as head coach, **Mike McCarthy** is joined by Vince Lombardi and Mike Holmgren as the only coaches to guide the Packers to a Super Bowl win with a victory over Pittsburgh in Super Bowl XLV.

- ▶ McCarthy guided the Packers to a franchise-record fourth consecutive division title in 2014.
- ▶ With a win at Tampa Bay in Week 16 of the 2014 season, McCarthy passed Lombardi for the No. 2 spot in team history as far as overall victories:

Coach	Overall Wins
1. Curly Lambeau, 1921-49	212
<b>2. Mike McCarthy, 2006-16</b>	<b>116</b>
3. Vince Lombardi, 1959-67	98
4. Mike Holmgren, 1992-98	84

- ▶ The 116 overall wins are the most in the NFC and the third most in the NFL since 2006 (NE 143 and IND 117).
- ▶ McCarthy reached 100 career wins (including playoffs) in just his 155th game. He was the fastest to reach 100 wins in the NFL since George Seifert in 1996 (132 games).
- ▶ McCarthy's 104 regular-season wins in his first 10 years as a head coach (2006-15) rank No. 3 in NFL history:

Coach	Wins In First 10 Regular Seasons
1. George Seifert, SF	113
2. Don Shula, BAL/MIA	105
<b>3. Mike McCarthy, GB</b>	<b>104</b>

- ▶ McCarthy recorded his third regular season with 12-plus wins in 2014 (2007, 2011), passing Curly Lambeau (1929, 1931), Lombardi (1962, 1966), Holmgren (1996-97) and Mike Sherman (2001-02) for the most by a coach in franchise history.
- ▶ McCarthy has guided the Packers to five seasons with 11-plus wins (2007, 2009, 2011-12, 2014), passing Lombardi (1961-63, 1966) and Holmgren (1995-98) for the **most by a coach in franchise history**.
- ▶ McCarthy's seven regular seasons with 10-plus wins are a franchise record (since 1921).
- ▶ McCarthy joined Pittsburgh's Bill Cowher (2005) as the only Super Bowl-winning coaches to lead their respective teams to three road wins as the No. 6 seed in the postseason en route to a world title.
- ▶ Including playoffs, McCarthy has a 116-66-1 record since taking over as head coach in 2006, a .637 winning percentage that ranks **No. 2 among current NFL head coaches** (minimum 75 games):

Coach	Winning Pct.
1. Bill Belichick, CLE/NE	.671 (253-124)
<b>2. Mike McCarthy, GB</b>	<b>.637 (116-66-1)</b>
3. Mike Tomlin, PIT	.626 (102-61)

- ▶ McCarthy coached in his 134th game in Week 13 at Detroit in 2013 (including playoffs), moving him past Bart Starr for No. 2 in team history:

Coach	Overall Games
1. Curly Lambeau, 1921-49	339
<b>2. Mike McCarthy, 2006-16</b>	<b>183</b>
3. Bart Starr, 1975-83	133

- ▶ In the Week 6 victory over the San Diego Chargers in 2015, McCarthy earned the 100th regular-season win of his career in just his 150th game, making him the seventh-fastest coach in NFL history and the fastest current NFL coach to reach the 100-win plateau:

Coach (Current)	Games Needed For 100 Regular-Season Wins
<b>1. Mike McCarthy, GB</b>	<b>150</b>
2. Andy Reid, PHI/KC	164
3. Bill Belichick, CLE/NE	177
4. John Fox, CAR/DEN	182

- ▶ Since McCarthy took over in 2006, the Packers rank **No. 2 in the NFL** in regular-season winning percentage:

Team	Winning Pct.
1. New England	.780 (131-37)
<b>2. Green Bay</b>	<b>.646 (108-59-1)</b>
3. Indianapolis	.639 (108-61)

**WINNING WAYS**

With a win in Week 15 at Chicago in 2012, Green Bay posted its fourth straight 10-win season, tying a franchise record that was done three other times in club annals (1929-32, 1995-98, 2001-04).

- ▶ A victory vs. Tennessee in Week 16 brought the Packers' win total to 47 from 2009-12, which ranks second in franchise history for a four-year period:
- ▶ Green Bay's six 10-win regular seasons since 2009 are **No. 2 in the NFL**:

Team	10-Win Regular-Seasons (Since 2009)
1. New England	7
<b>2. Green Bay</b>	<b>6</b>
3t. Cincinnati/Indianapolis	5

- ▶ A look at the top regular-season win totals in the league since 2009:

Team	Regular-Season Wins (Since 2009)
1. New England	92
<b>2. Green Bay</b>	<b>81</b>
3. Denver	76
4. Pittsburgh	74

- ▶ The Packers are the only NFC team and one of two teams in the league (New England) to make the playoffs each of the past seven seasons (2009-15).
- ▶ Including playoffs, the Packers have won 88 games since 2009, which ranks **No. 2 in the league** over that span:

Team	Total Wins (Since 2009)
1. New England	100
<b>2. Green Bay</b>	<b>88</b>
3. Denver	82
4t. Baltimore	78
4t. New Orleans	78
4t. Seattle	78
7. Pittsburgh	77



## PACKERS AT TITANS - WEEK 10

### TAKING HIS PLACE AMONG THE GAME'S BEST

QB **Aaron Rodgers** surpassed the 1,500-attempt plateau for his career in 2010, the benchmark to qualify for passer rating in the NFL record book.

▶ Rodgers ranks **No. 1 in NFL history** in career passer rating:

Quarterback	Career Passer Rating
<b>1. Aaron Rodgers, GB</b>	<b>103.6</b>
2. Russell Wilson, SEA	101.0
3. Tony Romo, DAL	97.1
4. Tom Brady, NE	97.0
5. Steve Young, TB/SF	96.8

▶ In 127 career regular-season starts, Rodgers has eclipsed the century mark in passer rating 69 times and recorded 44 games of 300-plus yards.

▶ In the Week 7 victory over Chicago, Rodgers set a single-game franchise record with 39 completions, besting the previous high of 36 by QB Brett Favre at Chicago on Dec. 5, 1993.

▶ Rodgers went over the 30,000-yard passing mark for his career in 2015 in Week 6 vs. San Diego. He reached the mark on his 3,652nd attempt, the fewest attempts needed in NFL history, as he bested the previous record held by QB Johnny Unitas (3,695 attempts).

▶ Rodgers reached the mark in his 116th career game, the fourth fewest in NFL history.

▶ Rodgers reached 250 touchdown passes in Week 12 of 2015. He did in his 121st career game, surpassing MIA QB Dan Marino (128) for the NFL record.

▶ Where Rodgers ranks among active NFL quarterbacks **since he took over as the starter in 2008** (min. 1,200 attempts):

Quarterback	Passing Yards (Since 2008)
1. Drew Brees, NO	42,403
2. Philip Rivers, SD	37,319
3. Matt Ryan, ATL	35,737
4. Eli Manning, NYG	35,043
<b>5. Aaron Rodgers, GB</b>	<b>34,109</b>

Quarterback	Passing TDs (Since 2008)
1. Drew Brees, NO	315
<b>2. Aaron Rodgers, GB</b>	<b>276</b>
3. Philip Rivers, SD	254

Quarterback	Passer Rating (Since 2008)
<b>1. Aaron Rodgers, GB</b>	<b>104.0</b>
2. Drew Brees, NO	100.9
3. Russell Wilson, SEA	100.5

Quarterback	Yards/Attempt (Since 2008)
1. Russell Wilson, SEA	8.03
<b>2. Aaron Rodgers, GB</b>	<b>7.92</b>
3. Philip Rivers, SD	7.91

Quarterback	INT Percentage (Since 2008)
1. Tom Brady, NE	1.5
<b>2. Aaron Rodgers, GB</b>	<b>1.6</b>
3. Alex Smith, SF/KC	1.8

Quarterback	25-Yard Passes (Since 2008)
1. Drew Brees, NO	319
<b>2. Aaron Rodgers, GB</b>	<b>296</b>
3. Philip Rivers, SD	281
4. Eli Manning, NYG	278

Quarterback	Rushing TDs (Since 2008)
1. Cam Newton, CAR	46
<b>2. Aaron Rodgers, GB</b>	<b>23</b>
3. Andy Dalton, CIN	16

▶ Rodgers finished the 2015 regular season **No. 2 in the NFL** with seven games with two-plus touchdown passes and zero INTs (New England QB Tom Brady, nine). He has four such games so far this season.

▶ Rodgers rushed for a touchdown in Week 1, marking his 11th game with two-plus passing touchdowns and one-plus rushing touchdowns since 2008, which is **No. 2 among NFL QBs** over that span behind Cam Newton (17).

▶ Rodgers reached 30 passing touchdowns (31) during the 2015 regular season for the fifth time in his career. He ranks second in team history behind Brett Favre's eight. Rodgers' five 30-plus passing touchdown seasons since 2009 are tied for the second most in the NFL over that time span (NE Tom Brady and IND/DEN Peyton Manning, five / NO Drew Brees, seven).

▶ Dating back to 1921, Rodgers is tied for the most seasons with 30-plus touchdowns and less than 10 interceptions (according to pro-football-reference.com):

Player	Seasons With 30-Plus TD Passes/Less Than 10 INTs
<b>1t. Aaron Rodgers, GB</b>	<b>5</b>
1t. Tom Brady, NE	5
3t. Six players	1

▶ Rodgers owns three of the top four single-season totals in touchdown passes in franchise history:

Player	TD Passes
<b>1. Aaron Rodgers, 2011</b>	<b>45</b>
<b>2t. Aaron Rodgers, 2012</b>	<b>39</b>
2t. Brett Favre, 1996	39
<b>4t. Aaron Rodgers, 2014</b>	<b>38</b>
4t. Brett Favre, 1995	38

▶ A look at where Rodgers ranks in the NFL in several categories **since 2014** (min. 300 attempts):

Quarterback	Passer Rating (Since 2014)
1. Tony Romo, DAL	105.9
2. Tom Brady, NE	103.3
3. Russell Wilson, SEA	101.3
<b>4. Aaron Rodgers, GB</b>	<b>100.7</b>
5. Drew Brees, NO	100.6

Quarterback	TD Passes (Since 2014)
<b>1. Aaron Rodgers, GB</b>	<b>89</b>
2. Drew Brees, NO	86
3. Tom Brady, NE	81

Quarterback	TD/INT Ratio (Since 2014)
1. Tom Brady, NE	5.06 (81/16)
<b>2. Aaron Rodgers, GB</b>	<b>4.94 (89/18)</b>
3. Russell Wilson, SEA	3.59 (61/17)

Quarterback	TD Percentage (Since 2014)
1. Tony Romo, DAL	7.0
<b>2. Aaron Rodgers, GB</b>	<b>6.3</b>





**PACKERS AT TITANS - WEEK 10**

**RODGERS AND TOUCHDOWNS**

QB **Aaron Rodgers** has found a way to find the end zone a lot in his career, and that has continued this season.

▶ Rodgers is **tied for No. 3 in the NFL** this season in passing touchdowns:

Player	TD Passes (2016)
1. Matt Ryan, ATL	23
2. Drew Brees, NO	21
<b>3. Aaron Rodgers, GB</b>	<b>20</b>
4. Matthew Stafford, DET	18
5t. Six players	17

- ▶ Rodgers registered four touchdown passes in the first half of the Week 3 victory over Detroit. It was the second time in his career that he recorded four-plus touchdowns in the first half (six vs. Chicago, Nov. 9, 2014).
- ▶ Rodgers has thrown four-plus touchdowns in a game 18 times, one shy of QB Brett Favre's franchise mark (19 games), the sixth most in NFL history and **No. 3 among active quarterbacks**:

Player	Games W/ Four-Plus TD Passes
1. Drew Brees, SD/NO	29
2. Tom Brady, NE	25
<b>3. Aaron Rodgers, GB</b>	<b>18</b>
4. Eli Manning, NYG	13
5. Ben Roethlisberger, PIT	12

▶ Rodgers is **tied for No. 3 in the NFL** this season with four games with three-plus passing touchdowns. He ranks **No. 2 in the league** in games with three-plus passing touchdowns since 2008:

Player	Games With Three-Plus TD Passes
1. Drew Brees, SD/NO	57
<b>2. Aaron Rodgers, GB</b>	<b>50</b>
3. Philip Rivers, SD	42
4. Tom Brady, NE	37
5. Eli Manning, NYG	35
6. Tony Romo, DAL	33

- ▶ Rodgers has registered three-plus passing touchdowns in each of the last three games, totaling 10 touchdowns and one interception over that span. It marks the fifth time in his career that Rodgers has registered three-plus passing touchdowns in three or more games in single season (five: games six-10 in 2011 / four: games four-seven in 2012 and 2014 / three: games 14-16 in 2012). According to pro-football-reference.com, Rodgers is the only quarterback in the NFL to record three consecutive games with three-plus touchdown passes this season.
- ▶ Rodgers is tied for **No. 1 in the NFL this season** in games with three-plus passing touchdowns and zero interceptions (three). **Dating back to 2008, Rodgers leads the NFL** in games with three-plus TDs and zero INTs:

Player	Games With Three-Plus TD Passes and Zero INTs (Since 2008)
<b>1. Aaron Rodgers, GB</b>	<b>35</b>
2. Drew Brees, NO	29
3. Tom Brady, NE	28

**GROUP EFFORT**

The Packers' receivers have always been a big part of the offense, but with injuries to the top two running backs, Green Bay's receiving corps has been asked to step up even more.

- ▶ The Packers are one of two teams in the NFL (New Orleans) to have three wide receivers with 35-plus receptions and 400-plus receiving yards each this season (**Davante Adams** - 44 rec. for 465 yds. / **Randall Cobb** - 41 rec. for 402 yds. / **Jordy Nelson** - 38 rec. for 509 yds.).
- ▶ Nelson (seven) and Adams (six) are the **only teammate duo in the NFL** with six-plus touchdown catches this season.
- ▶ Nelson ranks **No. 2 in the NFL** in receiving touchdowns this season and Adams is **tied for No. 3**:

Player	Receiving TDs
1. Mike Evans, TB	8
<b>2. Jordy Nelson, GB</b>	<b>7</b>
<b>3t. Davante Adams, GB</b>	<b>6</b>
3t. Antonio Brown, PIT	6
3t. Michael Crabtree, OAK	6

- ▶ For the first time in his career, Nelson posted a touchdown reception in each of the first four games of the season, becoming the first Packer to do so since WR Bill Schroeder in 2001.
- ▶ Nelson's five touchdown receptions in the first four games of this season were tied for the fourth most in franchise history.
- ▶ Rodgers and Nelson have connected for the 52 touchdowns, the second most by a duo in team history behind QB Brett Favre and WR Antonio Freeman (57 TD passes).
- ▶ In Week 9, the Packers had four players with a reception of 20-plus yards (Nelson, Adams, TE **Richard Rodgers**, WR **Jeff Janis**).
- ▶ With 12 receptions for 74 yards (6.2 avg.) in Week 8, Adams became the first Packer to have back-to-back games with 12-plus catches and his 25 over Weeks 7-8 were a franchise record for most over a two-game span.
- ▶ Week 8 also saw three Packers post their first career TD catches in the game at Atlanta (Janis, **Geronimo Allison**, **Trevor Davis**), which was the first time an NFL team has done that since the Jets on Oct. 23, 2000.
- ▶ Allison and Davis became first rookie duo to both have a TD catch in a game for the Packers since Max McGee and Joe Johnson on 12/12/54.
- ▶ According to the Elias Sports Bureau, in Week 7 the Packers became just the second team in NFL history to feature three players with 10-plus catches in a game (Adams, 13; Cobb, 11; WR **Ty Montgomery**, 10), joining the New England Patriots (Leroy Thompson, Ben Coates, Michael Timpson) vs. Minnesota on Nov. 13, 1994.
- ▶ Adams' 13 receptions for a career-best 132 yards (10.2 avg.) and two touchdowns against Chicago tied for the second-most receptions in the single game in franchise history (Don Hutson, 13 receptions vs. Cleveland, Oct. 18, 1942 and 14 vs. N.Y. Giants on Nov. 22, 1942).
- ▶ Montgomery became the first Packer to post back-to-back games with 10-plus catches (10 vs. Dallas in Week 6) since WR Sterling Sharpe in 1993 (Oct. 10, Oct. 24). The only other player to accomplish that feat in a single season in team annals is Hutson in 1942 (Nov. 15, Nov. 22).
- ▶ Montgomery recorded 60 yards rushing and 66 yards receiving in Week 7, becoming the first Green Bay player since RB Ahman Green (63 rushing/68 receiving) at Detroit on Sept. 24, 2006, to register 60-plus rushing yards and 60-plus receiving yards in a game.



## PACKERS AT TITANS - WEEK 10

### CLAY FINDS HIS WAY TO THE BALL

LB **Clay Matthews** continues to make an impact on opposing offenses.

- ▶ For the first time in his career, Matthews recorded at least one sack in each of the first three regular-season games he played in.
- ▶ In 2015, Matthews was selected to his sixth Pro Bowl and first as an inside linebacker after recording 6.5 sacks (second on the team), 14 QB hits (No. 1 on the team), and a career high 84 tackles (No. 2 on the team). He was also one of three players (Micah Hyde, Sam Shields) on the team to have an interception and a fumble recovery.
- ▶ It was the seventh consecutive season he recorded six or more sacks, **tied for the most** six-plus-sack seasons in the NFL since 2009:

Player	Six-Plus-Sack Seasons (Since 2009)
<b>1t. Clay Matthews, GB</b>	<b>7</b>
<b>1t. Julius Peppers, CAR/CHI/GB</b>	<b>7</b>
1t. DeMarcus Ware, DAL/DEN	7
1t. Tamba Hali, KC	7
5t. Five players	6

- ▶ Dating back to 2010, Matthews (2010, 2011, 2014) and teammate LB **Julius Peppers** (2010, 2013, 2014) are the only players in the NFL to register at least one interception, one forced fumble and five sacks in three separate seasons.
- ▶ Matthews and Peppers are the only active players in the NFL with five-plus interceptions and 50-plus sacks since 2009. Matthews has six interceptions and 70.5 sacks and Peppers has seven interceptions and 69.0 sacks.
- ▶ Matthews' 70.5 sacks since entering the NFL in 2009 are **No. 4 among active players in the league** over that span:

Player	Sacks (Since 2009)
1. DeMarcus Ware, DEN	83.0
2. J.J. Watt, HOU	76.0
3. Cameron Wake, MIA	75.0
<b>4. Clay Matthews, GB</b>	<b>70.5</b>
5. Elvis Dumervil, DEN/BAL	70.0
6. Von Miller, DEN	69.5
<b>7t. Julius Peppers, CAR/CHI/GB</b>	<b>69.0</b>
7t. Tamba Hali, KC	69.0

- ▶ Matthews is **tied for No. 1 in team history** in 10-sack seasons and is **No. 4** in two-sack games:

Player	10-Sack Seasons
<b>1t. Clay Matthews, 2009-10, 2012, 2014</b>	<b>4</b>
1t. Reggie White, 1993, 1995, 1997-98	4
1t. Kabeer Gbaja-Biamila, 2001-04	4

Player	Two-Sack Games
1. Reggie White, 1993-98	16
2. Kabeer Gbaja-Biamila, 2000-08	15
3. Tim Harris, 1986-90	14
<b>4. Clay Matthews, 2009-16</b>	<b>13</b>

- ▶ Matthews is **No. 2 in team history** with 70.5 career sacks (games played in parentheses):

Player	Career Sacks
1. Kabeer Gbaja-Biamila, 2000-08	74.5 (124)
<b>2. Clay Matthews, 2009-16</b>	<b>70.5 (106)</b>
3. Reggie White, 1993-98	68.5 (95)

### STILL MAKING AN IMPACT

Packers LB **Julius Peppers** has continued to show that age is just a number. He has 3.5 sacks through eight games this season.

- ▶ Last season (10.5) marked his ninth season with 10-plus sacks, which tied John Randle for the fourth-most 10-sack seasons since 1982 (Bruce Smith, 13 / Reggie White, 12 / Kevin Greene, 10).
- ▶ Peppers ranks **No. 1 among active players** in career sacks during the regular season:

Player	Career Sacks
<b>1. Julius Peppers (CAR/CHI/GB)</b>	<b>139.5</b>
2. DeMarcus Ware (DAL/DEN)	136.5
3. Dwight Freeney (IND/SD/ARI/ATL)	122.5
4. Robert Mathis (IND)	120.0

- ▶ Peppers is tied with Jason Taylor for **No. 6 in NFL history** with 139.5 career sacks (since 1982). He trails Michael Strahan (141.5) by two sacks for No. 5 all-time.
- ▶ Peppers recorded a sack and forced fumble on Dallas QB Dak Prescott in Week 6. According to STATS LLC, he ranks **No. 5 in the NFL** in forced fumbles since 1994:

Player	Career Forced Fumbles
1t. John Abraham (NYJ/ATL/ARI)	48
1t. Robert Mathis (IND)	48
1t. Jason Taylor (MIA/WAS/NYJ)	48
4. Dwight Freeney (IND/SD/ARI)	47
<b>5. Julius Peppers (CAR/CHI/GB)</b>	<b>46</b>

- ▶ Peppers is the first player in NFL history with 100 career sacks and four interception returns for touchdowns. In 2014, he became the first linebacker in Packers' history to post two interception returns for touchdowns in the same season.

- ▶ Peppers is the **only player in NFL history** to register at least 10 interceptions and 100.0 sacks (since 1982).

Player	Career INTs	Career Sacks
<b>1. Julius Peppers</b>	<b>11</b>	<b>137.5</b>
2. Lawrence Taylor	9	132.5



**PACKERS AT TITANS - WEEK 10**

**PERRY LEADS THE RUSH**

Packers LB **Nick Perry** has led a pass rush that has recorded multiple sacks in six of eight games and includes two-plus sacks by six players.

- ▶ Perry has registered a team-high six sacks, **tied for No. 12 in the NFL** in 2016.
- ▶ Perry has registered a half-sack or more in six games this season, **tied for No. 3 in the NFL**.

Player	Games With Half Sack Or More
1t. Lorenzo Alexander, BUF	8
1t. Von Miller, DEN	8
<b>3t. Nick Perry, GB</b>	<b>6</b>
3t. Ryan Kerrigan, WAS	6
3t. Trent Murphy, WAS	6
3t. Erik Walden, IND	6

- ▶ In Week 6, Perry registered his first career interception and added a sack, making him the first Green Bay LB to post both in a game since Clay Matthews at the N.Y. Giants on Dec. 4, 2011.
- ▶ Perry matched his career high with a team-best two sacks in Week 3 vs. Detroit.
- ▶ Perry has at least one two-sack game in each of the last four seasons (2013-16), the lone Packer to accomplish that feat over that span.

**CONTINUAL IMPACT**

In his young career, DT **Mike Daniels** has seen his playing time steadily increase as well as his production. After playing in 14 games as a rookie in 2012, he has played in every game since the start of the 2013 season.

- ▶ In Week 2 at Minnesota, he recorded a sack and tied for the team lead with four QB hits. In Week 3, he led the Packers with two QB hits and in Week 8 he registered a sack.
- ▶ In 2015, Daniels led the Packers' defensive line in tackles (66) and sacks (four). He finished third on the team with 12 QB hits.
- ▶ In Week 5 versus St. Louis last season, he tied for the team lead with a career-best nine tackles (eight solo).
- ▶ Daniels registered his first career interception in Week 16 at Arizona, returning it 23 yards. According to STATS LLC, it was the first interception by a Packers DT since Cullen Jenkins on Oct. 18, 2009. Dating back to 1960, his 23-yard interception return was the longest by a Green Bay DT on an interception.
- ▶ He led Green Bay's defensive line with 5.5 sacks and was the team leader in quarterback hits (19) and pressures (22) during the 2014 regular season.
- ▶ Daniels is third on the Packers with 18.0 sacks since the start of the 2013 season (Peppers-21.0 / Matthews-28.0). He is **tied for No. 9 among NFL defensive tackles** over that span, according to STATS LLC:

Player	Sacks (2013-16)
1. Gerald McCoy, TB	30.5
2. Jurrell Casey, TEN	25.5
3. Aaron Donald, STL	25.0
4. Ndamukong Suh, DET/MIA	24.5
5. Geno Atkins, CIN	23.5
6t. Fletcher Cox, PHI	20.5
6t. Marcell Dareus, BUF	20.5
8. Kyle Williams, BUF	19.5
<b>9t. Mike Daniels, GB</b>	<b>18.0</b>
9t. Kawann Short, CAR	18.0

**ON THE RISE**

S **Ha Ha Clinton-Dix** has been a presence on the Packers defense since his rookie season.

- ▶ After starting 10 of 16 games and both postseason contests as a rookie, he has started every game since 2015.
- ▶ According to STATS, he is one of only five safeties with one or more forced fumbles and multiple interceptions this season.
- ▶ In 2016, he posted a career-high in Week 9 with two interceptions and became the first Green Bay safety to register two INTs in a game since **Morgan Burnett** did so vs. Minnesota on Dec. 2, 2012. He joined CB Al Harris (vs. New Orleans, Oct. 9, 2005) as the only players to post two INTs in a first quarter for the Packers since 1993.
- ▶ His three career postseason interceptions **rank No. 1 among safeties** since he entered the league in 2014, according to STATS.
- ▶ Clinton-Dix finished second on the team with 95 tackles (73 solo) in 2014 and led the Packers with 117 tackles (97 solo) last season.
- ▶ He registered a total of three interceptions last season (including play-offs). He tied for fourth on the team with two during the regular season and registered one in the postseason.
- ▶ According to STATS, his three sacks during the 2015 regular season were tied for the fifth most in a single regular season by a Packers safety (since 1982) and the most since Mark Roman recorded 3.5 in 2004.
- ▶ Clinton-Dix's three sacks also tied for **No. 3 in the NFL** in 2015 among safeties.
- ▶ During the 2015 regular season, he registered eight-plus tackles in eight games, including setting career highs in both total tackles (12) and solo tackles (11) in the Week 10 game vs. Detroit, in which he also registered an interception.

**RACKING UP POINTS**

K **Mason Crosby** is moving his way up the record books.

- ▶ Crosby passed Ryan Longwell in Week 2 of the 2015 season to become the franchise career points leader:

Player	Career Points
<b>1. Mason Crosby, 2007-16</b>	<b>1,209</b>
2. Ryan Longwell, 1997-2004	1,054
3. Don Hutson, 1935-45	823

- ▶ Crosby (313) eclipsed Longwell (277) for the most field goal attempts in Packers' history.
- ▶ Crosby (1,327) passed Longwell (1,119) for the most points scored in the regular and postseason combined in franchise history.
- ▶ Since the implementation of the new extra-point rule at the start of the 2015 season, Crosby has made 55-56. His 98.2 PAT percentage is **No. 6 in the NFL** (min. 25 att.).
- ▶ Crosby recorded 108 points during the 2015 regular season, giving him the ninth 100-point season of his career and passing Ryan Longwell (1997-2004) for the franchise record.
- ▶ In Week 11 of 2015, he tied the single-game team record with five field goals and became the first player in NFL history to have five field goals of 40-plus yards in a game. In the same game, Crosby connected on a 52-yard field goal, extending his career franchise record for the most 50-yard FGs to 26.



## PACKERS AT TITANS - WEEK 10

### ON THE ROAD AGAIN

Green Bay went 7-1 away from Lambeau Field in 2011, with the seven road wins setting a single-season franchise record.

- ▶ The Packers have been able to stay above the .500 mark on the road during Head Coach **Mike McCarthy's** tenure, a notable achievement in the National Football League.
- ▶ Since 2006, McCarthy's first season as the head coach in Green Bay, only nine of 32 NFL teams have regular-season road records above .500.

Team	W-L Record	Pct.
1. New England	59-25-0	.702
2. Dallas	49-35-0	.583
3. Indianapolis	48-37-0	.565
<b>4. Green Bay</b>	<b>46-37-0</b>	<b>.554</b>
5. Philadelphia	46-38-1	.547
6t. Denver	45-39-0	.536
6t. New Orleans	45-39-0	.536
6t. N.Y. Giants	45-39-0	.536
9. Pittsburgh	43-41-0	.512

### 323 AND COUNTING

Another packed house at Lambeau Field against the Indianapolis Colts in Week 9 brought the stadium's consecutive-sellouts streak to 323 regular-season games (not including replacement games).

- ▶ The league's longest-tenured stadium, Lambeau Field is hosting its 60th season of football in 2016. For the victory over Dallas in the Divisional round of the 2014 playoffs, Packers fans set a new Lambeau Field paid attendance record (79,704).
- ▶ Across American professional sports, only Boston's Fenway Park (1912) and Chicago's Wrigley Field (1914) have longer tenures.

### THE LAMBEAU ADVANTAGE

The crown jewel of the National Football League, Lambeau Field has long been known as one of the tougher venues to play in, particularly during the harsh Wisconsin winter.

- ▶ Re-establishing home-field advantage after a 4-4 mark in 2008 was one of the goals of 2009, and with the Packers finishing 6-2 at home, they accomplished that goal. Green Bay followed that up with a 7-1 mark at Lambeau Field in 2010, a perfect 8-0 record in 2011, the first undefeated home mark since 2002, and a 7-1 mark in 2012. The Packers were one of two teams to finish undefeated at home during the 2014 regular season (Denver).
- ▶ Head Coach **Mike McCarthy** stated consistently upon his arrival in Green Bay that one of the team's goals would be to reclaim the mystique of playing at Lambeau Field. Mission accomplished. The team is 62-22-1 (.735) at home in the regular season since 2006, **No. 2 in the NFL**.
- ▶ Since **Ron Wolf** and **Mike Holmgren** began the revitalization of the franchise in 1992, Green Bay owns the best home record in the NFL. A look at the top regular-season home W-L records since the '92 season:

Team	W-L Record	Pct.
<b>1. Green Bay</b>	<b>149-47-1</b>	<b>.759</b>
2. New England	142-54-0	.724
3. Pittsburgh	141-54-1	.722

### HOT AT HOME

Since the start of 2009, the Packers have been one of the best teams in the league at home during the regular season:

Team	W-L Record	Pct.
1. New England	54-6-0	.900
<b>2. Green Bay</b>	<b>48-12-1</b>	<b>.795</b>
3t. Baltimore	44-16-0	.733
3t. Seattle	44-16-0	.733
5. Pittsburgh	43-17-0	.717

### IN THE FREE-AGENCY ERA

Talk of unrestricted free agency in the early '90s led many to forecast tough times for the small-town Green Bay Packers.

- ▶ However, Green Bay has remained among the most successful teams since the advent of free agency in 1993. The Packers have won 10 or more games 15 times since '93 and captured 10 division crowns.
- ▶ A look at the most successful teams in the free-agency era:

Team	W-L Since '93	Pct.	Playoff Berths
1. New England	253-123-0	.673	17
<b>2. Green Bay</b>	<b>239-136-1</b>	<b>.637</b>	<b>17</b>
3. Pittsburgh	234-141-1	.624	15
4. Denver	230-147-0	.610	13
5. Indianapolis	221-156-0	.586	16

### IN THE LEAGUE RANKINGS REGULAR SEASON



#### GREEN BAY (Team)

Category	NFC	NFL
Turnover Margin (-1) . . . . .	10	18t
Points Scored (24.8) . . . . .	6	11
Points Allowed (23.4) . . . . .	10	18
Total Offense (350.1) . . . . .	9	16
Rushing (106.6) . . . . .	10	19
Passing (243.5) . . . . .	12	19
Total Defense (325.8) . . . . .	4	7
vs. Rush (75.8) . . . . .	1	1
vs. Pass (250.0) . . . . .	10	17
Third-Down Offense (49.5%) . . . . .	2	2
Third-Down Defense (36.7%) . . . . .	4	9
Red-Zone Offense (55.9%) . . . . .	10	18
Red-Zone Defense (57.1%) . . . . .	9	19

#### TENNESSEE (Team)

Category	AFC	NFL
Turnover Margin (-6) . . . . .	13	26t
Points Scored (24.1) . . . . .	6	12
Points Allowed (25.1) . . . . .	11	22
Total Offense (379.4) . . . . .	4	8
Rushing (144.2) . . . . .	2	3
Passing (235.2) . . . . .	10	22
Total Defense (356.9) . . . . .	8	16
vs. Rush (96.4) . . . . .	4	10
vs. Pass (260.4) . . . . .	9	20
Third-Down Offense (47.9%) . . . . .	1	3
Third-Down Defense (39.5%) . . . . .	8	15
Red-Zone Offense (76.7%) . . . . .	1	1
Red-Zone Defense (53.3%) . . . . .	9	16

#### GREEN BAY (Individual)

Category	NFC	NFL
Passing: A.Rodgers (96.2) . . . . .	7	11t
Rushing: A.Rodgers (199) . . . . .	19	52t
Receptions: Adams (44) . . . . .	.8t	17t
Rec. Yds.: Nelson (509) . . . . .	16	30
Interceptions: Clinton-Dix (2) . . . . .	.5t	10t
Sacks: Perry (6.0) . . . . .	.6t	12t














#### TENNESSEE (Individual)

Category	AFC	NFL
Passing: Mariota (94.1) . . . . .	7	15
Rushing: Murray (807) . . . . .	1	2
Receptions: Murray (35) . . . . .	25	53t
Rec. Yds.: Walker (447) . . . . .	17	38
Interceptions: Cox/McCourtney (2) . . . . .	.6t	10t
Sacks: Orakpo (7.0) . . . . .	.4t	6t



**PACKERS AT TITANS - WEEK 10**

2016 OPPONENTS

		NFL Rank	
	Record	Offense	Defense
 at Jacksonville Jaguars..(2-6)		17	11
 at Minnesota Vikings..(5-3)		32	3
 Detroit Lions.....(5-4)		24	20
 New York Giants.....(5-3)		22	23
 Dallas Cowboys.....(7-1)		3	10
 Chicago Bears .....(2-6)		15	12
 at Atlanta Falcons .....(6-3)		2	26
 Indianapolis Colts.....(4-5)		13	29
 at Tennessee Titans....(4-5)		8	16
 at Washington Redskins..(4-3-1)		4	22
 at Philadelphia Eagles..(4-4)		25	6
 Houston Texans.....(5-3)		30	5
 Seattle Seahawks.....(5-2-1)		26	9

A LOOK AT THE SCHEDULE

The Green Bay Packers' 96th NFL regular-season schedule is headlined by five prime-time games (subject to flexible scheduling).

- ▶ Green Bay's schedule includes five games against 2015 playoff teams. Three of those contests (Minnesota, Houston, Seattle) will be at Lambeau Field, while two (Minnesota, Washington) will come on the road.
- ▶ The Packers kicked off their season on the road for the fourth consecutive year, the longest streak in team history, opening with two road games for the first time since 1924. Green Bay traveled to Jacksonville, playing on the road against an AFC team in Week 1 for the first time since facing the New England Patriots in 1985.
- ▶ Green Bay faced division opponents in Weeks 2-3. They began with a trip to Minnesota to face the Vikings in a prime-time game and returned to Lambeau Field last week for the home opener against the Detroit Lions.
- ▶ For the second time in four years, the Packers had their bye in Week 4.
- ▶ Green Bay returns to action with three consecutive home games against NFC teams over a 12-day span. In Week 5, the Packers played on Sunday night against the New York Giants. It was the Giants' first regular-season game at Lambeau Field since 2010. In Week 6, Green Bay played the Dallas Cowboys for the fourth consecutive season (including playoffs) and for the second straight year at home in the regular season. Green Bay finished the homestand playing the Chicago Bears on a Thursday night for the second consecutive season (11th straight year in primetime).
- ▶ Four of the Packers' next five games will be on the road, including three road games in a row for the first time since 2012.
- ▶ After a trip to play the Atlanta Falcons in Week 8, Green Bay faced the Indianapolis Colts at home for the first time since 2008. The Packers make just their third regular-season visit to Tennessee to play the Titans in Week 10. Green Bay is looking for its first victory at the Titans since they moved to Tennessee in 1997.
- ▶ Green Bay will play two prime-time road games in a row, first traveling to play against the Washington Redskins on a Sunday night in Week 11 and then going to Philadelphia to face the Eagles on *Monday Night Football* in Week 12. It marks the 24th consecutive season (1993-2016) that Green Bay is appearing on *MNF*.
- ▶ Green Bay will play its first game at home in almost a month when it faces the Houston Texans in Week 13 for just the second time ever at Lambeau Field.
- ▶ Week 14 brings a familiar matchup as the Packers welcome the Seattle Seahawks to Lambeau Field for the second consecutive year. Including the postseason, Green Bay and Seattle will meet for the fifth time in five years.
- ▶ For the first time since 2006, the Packers will finish the regular season with three straight games against NFC North opponents.
- ▶ In Week 15, Green Bay will travel to Chicago to play the Bears. The Packers have won four consecutive games against the Bears in December, three of which were played in Chicago.
- ▶ Green Bay returns home to play the Vikings in Week 16 on Christmas Eve, playing on a Saturday for the first time since 1997. The Packers last played on Christmas Eve in 2004, a 34-31 victory at Minnesota. Including playoffs, Green Bay has a 8-2-1 mark (.773) against the Vikings at Lambeau Field under McCarthy.
- ▶ The Packers will finish the regular season in Detroit for the first time since 1993. Green Bay has won seven of 10 games at Ford Field under McCarthy. It will be only the third time the Packers have played at the Lions during the regular season in the month of January (1983, 1994).



**PACKERS AT TITANS - WEEK 10**

**BREAKING DOWN THE ROSTER**

The Packers have a 53-man roster that is composed of 25 offensive players, 25 defensive players and three specialists.

- ▶ Of the 53 players on the roster, 48 began their pro careers with the Packers (90.6 percent) and 35 of them (66.0 percent) were draft picks of the Packers. Dating back to 2009, Green Bay has selected nine players in the first round, seven of which are still on the team.
- ▶ Green Bay has 15 players on the roster that began their careers as undrafted free agents, with 13 of those originally signed by Green Bay.
- ▶ Six 2016 undrafted rookie free agents are currently on the roster (WR Geronimo Allison, S Kentrell Brice, S Marwin Evans, CB Josh Hawkins, RB Don Jackson, FB Joe Kerridge).
- ▶ 41.5 percent of the players (22 of 53) on Green Bay's roster entered the league as a sixth-round or seventh-round pick or as an undrafted player.
- ▶ The Packers have five players on the roster that played in the NFL prior to the 2009 season. Three of those players were draft picks of the Packers (QB Aaron Rodgers, K Mason Crosby and WR Jordy Nelson) and two (Rodgers, Nelson) have made at least one Pro Bowl.
- ▶ Only 19 of the 53 players on the roster (35.8 percent) were selected in the first three rounds of the draft, with 17 being drafted by the Packers.
- ▶ Of the 53 players on the roster, 43 of them (81.1 percent) are 28 years old or younger (as of Nov. 13) and 26 players (49.1 percent) are 24 years old or younger.

**GREEN BAY'S ROSTER ...**

**BY AGE (as of Nov. 13)**

20-24	25 players
25-28	18 players
29-32	9 players
33-plus	1 players

**BY EXPERIENCE**

R-1	14 players
2-3	18 players
4-5	8 players
6-9	10 players
10-plus	3 players

**BY DRAFT ROUND**

1st	9 players
2nd/3rd	10 players
4th/5th	12 players
6th/7th	7 players
Undrafted	15 players



**PACKERS IN WEEKLY 2016 TEAM RANKINGS**



After Week ...	Opp.	NFL Offense			NFL Defense		
		Total	Rush	Pass	Total	Rush	Pass
1	at Jax	27	16	23	18	1	24
2	at Min	29	19	31	11	1	19
3	DET	28	17	29	13	1	28
4	(bye)	29	16	29	13	1	29
5	NYG	25	12	27	9	1	24
6	DAL	26	16	25	10	3	21
7	CHI	21	19	20	7	1	15
8	at Atl	20	19	22	7	2	16
9	IND	16	19	19	7	1	17
10	at Ten						
11	at Was						
12	at Phi						
13	HOU						
14	SEA						
15	at Chi						
16	MIN						
17	at Det						
<b>Packers in 2015</b>		<b>23</b>	<b>12</b>	<b>25t</b>	<b>15</b>	<b>21</b>	<b>6</b>
<b>Packers in 2014</b>		<b>6</b>	<b>11</b>	<b>8</b>	<b>15</b>	<b>23</b>	<b>10</b>
<b>Packers in 2013</b>		<b>3</b>	<b>7</b>	<b>6</b>	<b>25</b>	<b>25</b>	<b>24</b>
<b>Packers in 2012</b>		<b>13</b>	<b>20</b>	<b>9</b>	<b>11</b>	<b>17</b>	<b>11</b>
<b>Packers in 2011</b>		<b>3</b>	<b>27</b>	<b>3</b>	<b>32</b>	<b>14</b>	<b>32</b>
<b>Packers in 2010</b>		<b>9</b>	<b>24</b>	<b>5</b>	<b>5</b>	<b>18</b>	<b>5</b>
<b>Packers in 2009</b>		<b>6</b>	<b>14</b>	<b>7</b>	<b>2</b>	<b>1</b>	<b>5</b>
<b>Packers in 2008</b>		<b>8</b>	<b>17</b>	<b>8</b>	<b>20</b>	<b>26</b>	<b>12</b>
<b>Packers in 2007</b>		<b>2</b>	<b>21</b>	<b>2</b>	<b>11</b>	<b>14</b>	<b>12</b>
<b>Packers in 2006</b>		<b>9</b>	<b>23</b>	<b>8</b>	<b>12</b>	<b>13</b>	<b>17</b>
<b>Packers in 2005</b>		<b>18</b>	<b>30</b>	<b>7</b>	<b>7</b>	<b>23</b>	<b>1</b>
<b>Packers in 2004</b>		<b>3</b>	<b>10</b>	<b>3</b>	<b>25</b>	<b>14</b>	<b>25</b>
<b>Packers in 2003</b>		<b>4</b>	<b>3</b>	<b>16</b>	<b>17</b>	<b>10</b>	<b>23</b>
<b>Packers in 2002</b>		<b>12</b>	<b>12</b>	<b>10</b>	<b>12</b>	<b>21</b>	<b>3</b>
<b>Packers in 2001</b>		<b>6</b>	<b>21</b>	<b>3</b>	<b>12</b>	<b>16</b>	<b>15</b>
<b>Packers in 2000</b>		<b>15</b>	<b>23</b>	<b>8</b>	<b>15</b>	<b>8</b>	<b>19</b>
<b>Packers in 1999</b>		<b>9</b>	<b>21</b>	<b>7</b>	<b>19</b>	<b>22</b>	<b>18</b>
<b>Packers in 1998</b>		<b>5</b>	<b>25</b>	<b>3</b>	<b>4</b>	<b>4</b>	<b>10</b>
<b>Packers in 1997</b>		<b>4</b>	<b>12</b>	<b>3</b>	<b>7</b>	<b>20</b>	<b>8</b>
<b>Packers in 1996</b>		<b>5</b>	<b>11</b>	<b>5</b>	<b>1</b>	<b>4</b>	<b>1</b>
<b>Packers in 1995</b>		<b>7</b>	<b>26</b>	<b>3</b>	<b>14</b>	<b>7</b>	<b>21</b>
<b>Packers in 1994</b>		<b>9</b>	<b>19</b>	<b>9</b>	<b>6</b>	<b>3</b>	<b>15</b>
<b>Packers in 1993</b>		<b>19</b>	<b>22</b>	<b>18</b>	<b>2</b>	<b>8</b>	<b>7</b>
<b>Packers in 1992</b>		<b>15</b>	<b>21</b>	<b>9</b>	<b>23</b>	<b>16</b>	<b>23</b>



## PACKERS STARTERS – OFFENSE

### **WR Jordy Nelson, 9th Year, Kansas State, D2a-08**

- ▶ Leads the team with seven receiving touchdowns this season.
- ▶ Has 56 career touchdowns, ranking No. 5 in Packers history. Is one TD shy of tying Antonio Freeman for the fourth most.
- ▶ For the first time in his career, posted a touchdown reception in each of the first four games of the season, becoming the first Packer to do so since WR Bill Schroeder in 2001.
- ▶ His five touchdown receptions in the first four games this year tied for the fourth most in franchise history.
- ▶ Missed all of the 2015 season due to a knee injury.
- ▶ Finished the 2014 regular season ranked fourth in receiving yards (1,519), seventh in receptions (98) and tied for second in receiving touchdowns (13). Earned first selection to the Pro Bowl.
- ▶ Led the team in 2013 with 85 catches for 1,314 yards and eight TDs. Ranked No. 10 in the NFL that season in receiving yards.
- ▶ With 15 TD catches in 2011, became only the third player in franchise history to catch 15 or more TDs in a season, joining WRs Sterling Sharpe (18 in 1994) and Don Hutson (17 in 1942).

### **LT David Bakhtiari, 4th Year, Colorado, D4a-13**

- ▶ Has started all but two games at LT since the start of the 2013 regular season. Missed the final two games of the 2015 regular season due to injury.
- ▶ Started all 16 games at left tackle in 2013, the only rookie in the NFL to do so in 2013 and the first Packer rookie to do so since the league went to a 16-game schedule in 1978.
- ▶ Became just the fourth Green Bay rookie to start at LT in the season opener since the 1970 AFL-NFL merger and the first since 1985.

### **LG Lane Taylor, 4th Year, Oklahoma State, FA-13**

- ▶ Has played in 38 regular-season games for Green Bay with 10 starts.
- ▶ Made the first starts of his career in 2015, opening at RG at Detroit in Week 13 in place of an injured T.J. Lang and at LG in Week 17 vs. Minnesota with Josh Sitton sliding to LT in place of an injured David Bakhtiari.
- ▶ A four-year letterman at OSU, starting 47 of 50 games played at right guard. Unanimous first-team All-Big 12 selection by the conference's coaches as a senior.

### **C JC Tretter, 4th Year, Cornell, D4b-13**

- ▶ Started the first seven games this season before a knee injury sidelined him for Week 9. Set career highs with 16 games played and three starts (all at C) during the 2015 regular season. Also started at LT in the NFC Wild Card game at Washington.
- ▶ Has seen game action at C, LG and both T spots during his career.
- ▶ Was on track to be the starting C in 2014, opening at that position for the first three preseason games, but sustained a knee injury vs. Oakland (Aug. 22) that would sideline him for the first half of the season. Returned to play in the final eight games and both postseason contests.
- ▶ Grew from a high school quarterback, running back and slot receiver into an All-American LT in college, starting 20 consecutive games in his final two seasons at Cornell.

### **RG T.J. Lang, 8th Year, Eastern Michigan, D4-09**

- ▶ Has started games at four different positions on the line as a pro (55 at RG, 27 at LG, five at RT, two at LT). Played C in Week 10 in 2013.
- ▶ Has started 86 contests since 2011, most by a Packers' offensive player.
- ▶ Started games at both tackle spots in his first season (2009) and became the first Packers rookie to start consecutive games at left tackle since Chad Clifton in 2000.
- ▶ Began his college career as a defensive lineman, but converted to the offensive line as a sophomore and started 36 straight games (10 at RT, 26 at LT) over his final three years.

### **RT Bryan Bulaga, 7th Year, Iowa, D1-10**

- ▶ Has started 35 of 40 games since the start of the 2014 season.
- ▶ Missed the second part of the 2012 season after suffering a hip injury vs. Arizona on Nov. 4 and missed all of the 2013 season after injuring his knee on Aug. 3.
- ▶ Started 37 games at RT in his first three seasons in the league.
- ▶ Started the final 12 games of 2010 and the entire postseason at right tackle after taking over for veteran Mark Tauscher (shoulder).
- ▶ Named to the *Pro Football Weekly*/PFWA All-Rookie team in 2010.
- ▶ Capped his rookie season by becoming the youngest player at the time, according to STATS LLC, to ever start in the Super Bowl (21 years, 322 days).

### **TE Jared Cook, 8th Year, South Carolina, FA-16**

- ▶ Signed with the Packers as a free agent in March 2016 after spending three seasons with the St. Louis Rams (2013-15) and four with the Tennessee Titans (2009-12).
- ▶ Has posted at least 35 receptions in each of the last five seasons (2011-15), one of only five active tight ends in the NFL to do so (Antonio Gates, Jimmy Graham, Rob Gronkowski, Greg Olsen).
- ▶ Ranks No. 5 among NFL tight ends with a 12.7-yard receiving average since he entered the league in 2009.
- ▶ Holds the single-game franchise record for the most receiving yards by a tight end for both the Titans (169 vs. Jacksonville, Dec. 24, 2011) and the Rams (141 vs. Arizona, Sept. 8, 2013).

### **WR Randall Cobb, 6th Year, Kentucky, D2-11**

- ▶ Ranks No. 2 on the team with 41 receptions this season.
- ▶ Posted the 12th 100-yard receiving game of his career in Week 4 (108 on nine receptions) and tied his single game-high for receptions (11 for 95 yards and a TD) in Week 7.
- ▶ Led the team in receptions (79), was No. 2 in receiving yards (829) and was No. 3 in touchdown receptions (six) in 2015.
- ▶ Set a new single-season career high with five 100-yard receiving games during the 2014 season (three-2012). Earned first trip to the Pro Bowl.
- ▶ His career-best 91 receptions in 2014 were the seventh most in team history.
- ▶ Finished the regular season tied for fourth in the NFL with 12 touchdown receptions in 2014.
- ▶ Before suffering a knee injury in Week 6 in 2013, led the team in receptions with 29 and was No. 2 in receiving yards with 378.
- ▶ Set a franchise single-season record with a league-high 2,342 combined net yards in 2012, topping the previous team mark of 2,250 yards by RB Ahman Green in 2003.

### **QB Aaron Rodgers, 12th Year, California, D1-05**

- ▶ In 127 regular-season starts (84-43 record), has posted 44 games with 300-plus passing yards, 74 without an interception and 70 with a 100-plus passer rating (min. 15 attempts).
- ▶ Earned his fifth selection to the Pro Bowl in 2015, passing Bart Starr (1960-62, 1966) for the second-most selections by a Green Bay quarterback behind Brett Favre's nine (1992-93, 1995-97, 2001-03, 2007).
- ▶ His career passer rating of 103.6 ranks No. 1 in NFL history.
- ▶ Finished the 2014 regular season ranked No. 2 in the NFL in passer rating (112.2), touchdown percentage (7.3), No. 1 in interception percentage (1.0) and No. 3 in touchdown passes (38).
- ▶ Recorded a passer rating of at least 120.0 in seven regular-season games in 2014, setting a single-season career high and tying for the third most in a single season in the NFL, dating back to 1960.
- ▶ Posted 21,332 passing yards from 2008-12, which ranks No. 1 in league history for the most passing yards by a QB in his first five seasons as a starter (previous record was Peyton Manning, 20,618, 1998-2002).
- ▶ In 2011, set an NFL record with a 122.5 passer rating and set franchise marks for TD passes (45), passing yards (4,643), completion percentage (68.3), yards per attempt (9.25) and 300-yard games (eight) on his way to earning NFL Most Valuable Player honors from *The Associated Press*.

### **RB James Starks, 7th Year, Buffalo, D6-10**

- ▶ Has started nine of 67 career games played during the regular season.
- ▶ Set career highs in starts (four), rushing yards (601), receptions (43), receiving yards (392), receiving TDs (three) and yards from scrimmage (993) last season.
- ▶ In 2015, he put together two of the finest rushing games of his career. In Week 2, he carried the ball 20 times for 95 yards (4.8 avg.), and in Week 6, he racked up 112 yards on just 10 carries (11.2 avg.), becoming the first Packers player to rush for 100-plus yards on 10 or fewer carries since RB Brandon Jackson at Washington on Oct. 10, 2010 (115 yards on 10 carries). He also registered a 65-yard touchdown against San Diego, the longest by a Green Bay player since RB DeShawn Wynn's 73-yard touchdown vs. Detroit on Dec. 28, 2008.
- ▶ Led the NFL with 315 rushing yards during the 2010 playoffs.

### **FB Aaron Ripkowski, 2nd Year, Oklahoma, D6a-15**

- ▶ Set career highs with 34 yards on six carries (5.7 avg.) in Week 8.
- ▶ Played in 15 games as a rookie, seeing action primarily on special teams.
- ▶ Tied for No. 4 on the team with nine special teams tackles last season.
- ▶ Began collegiate career as a walk-on and went on to play in 47 games with 17 starts.



## PACKERS STARTERS – DEFENSE

### **DE Kenny Clark, Rookie, UCLA, D1-16**

- ▶ Tied for No. 2 on the Packers' defensive line in tackles (19).
- ▶ Became the youngest player to appear in a season opener for the Packers since Arnie Herber (20 years old) in 1930.
- ▶ Earned third-team All-America honors from *The Associated Press* and first-team All-Pacific-12 recognition from the coaches and media as a junior in 2015.
- ▶ Was a team co-captain in '15 and recorded career highs in tackles (75), tackles for a loss (11) and sacks (six). Also ranked third on the team with five pass breakups.

### **NT Letroy Guion, 9th Year, Florida State, FA-14**

- ▶ Has started 27 of the 36 regular-season games he has played in since the start of the 2014 season.
- ▶ Signed with Green Bay during the 2014 offseason after spending his first six NFL seasons with the Minnesota Vikings.
- ▶ Started all 28 games he appeared in for Minnesota in 2012-13, recording 72 tackles (32 solo) and three sacks over that span.
- ▶ Was the only Viking to block a field goal in both 2011 and 2012.

### **DT Mike Daniels, 5th Year, Iowa, D4a-12**

- ▶ Ranks third on the team with 18.0 sacks since the start of the 2013 regular season (LB Julius Peppers-21.0 / LB Clay Matthews-28.0).
- ▶ Leads the Packers' d-line with 20 tackles this season.
- ▶ Led the defensive line in both tackles and sacks each of that last two seasons.
- ▶ Returned a fumble 43 yards for a TD vs. Detroit in Week 14 of 2012, the longest fumble return for a TD by a rookie in franchise history.
- ▶ Starred as an interior pass rusher at Iowa, posting a team-high 24.5 tackles for a loss and 13 sacks from 2010-11.

### **LOLB Nick Perry, 5th Year, Southern California, D1-12**

- ▶ Is tied for No. 12 in the NFL with a team-high six sacks this season.
- ▶ Registered multiple sacks in each of his first five seasons in the NFL and has posted a two-sack game in each of the last four seasons (2013-16).
- ▶ Has totaled six sacks in five playoff games, including 3.5 in the 2015 postseason which tied Clay Matthews (2010) for the franchise record in a single postseason.
- ▶ His six postseason sacks rank No. 3 in franchise history behind Matthews (10) and Reggie White (eight) and are the most in team history (since 1982) by a player in his first five games with Green Bay.

### **ILB Jake Ryan, 2nd Year, Michigan, D4-15**

- ▶ Leads the team with 61 tackles on the season.
- ▶ Started the final five games of the regular season and both playoff contests in 2015.
- ▶ Recorded a team-best nine tackles (eight solo) and one fumble recovery in Week 13 last season at Detroit in his first pro start.
- ▶ Served as a team captain for his final two seasons at Michigan and was a three-time winner (2012-14) of the Roger Zatkoff Award, given to the Wolverines top linebacker. He was the only player to win the award (est. 1991) three times.
- ▶ Joined LB John Anderson (first round, 26th overall) as the only Michigan linebackers ever drafted by Green Bay.
- ▶ Started 41 of 46 games played in college, appearing at inside linebacker as a senior after spending his first three seasons at outside linebacker and defensive end.

### **ILB Blake Martinez, Rookie, Stanford, D4a-16**

- ▶ Became the first rookie to start on defense for Green Bay in Week 1 since Nick Perry in 2012.
- ▶ Finished collegiate career with 257 tackles (137 solo), 13.5 tackles for a loss, 6.5 sacks, five interceptions and five forced fumbles in 51 games played.
- ▶ Started all 27 games played in his final two seasons, leading the team in tackles as a junior (102) and senior (141).
- ▶ Led the Pacific-12 and ranked No. 7 nationally with 141 tackles (75 solo) as a senior, averaging a conference-best 10.1 tackles per game.

### **ROLB Clay Matthews, 8th Year, Southern California, D1b-09**

- ▶ For the first time in his career, recorded at least one sack in each of the first three regular-season games he played in.
- ▶ Selected to his sixth Pro Bowl and first as an inside linebacker in 2015 after recording 6.5 sacks (second on the team), 15 QB hits (No. 1 on the team), and a career-high 85 tackles (No. 2 on the team).
- ▶ With 70.5 career sacks, passed Reggie White (68.5) for the second most sacks in Packers history (Kabeer Gbaja-Biamila, 74.5).
- ▶ With a team-high 11.0 sacks in 2014, is tied for the most 10-plus sack seasons in franchise history (four).
- ▶ Is the only player in franchise history to score a defensive TD (interception or fumble return) in each of his first three seasons in the NFL (2009-11).

### **LCB Damarious Randall, 2nd Year, Arizona State, D1-15**

- ▶ Played in 15 games with nine starts (six at LCB, two at RCB, one in the slot) in 2015 and tied for the team lead and No. 2 among NFL rookies with three interceptions, including one he returned for a TD. Finished with a team-best 16 passes defended.
- ▶ Named the NFL's Defensive Rookie of the Month for November 2015, joining CB Casey Hayward (October 2012) as the only Green Bay defensive backs to win the award.
- ▶ Earned first-team All-Pacific-12 honors at safety as a senior in 2014 after he led the Sun Devils in tackles (106) and passes defended (12) and tied for the team lead with three interceptions.

### **RCB Quinten Rollins, 2nd Year, Miami (Ohio), D2-15**

- ▶ Has started all five games (two at LCB, three as the third CB) he has appeared in this season. Missed Weeks 6-8 with a groin injury.
- ▶ Played in 14 games with four starts (two at LCB, two at RCB) in 2015.
- ▶ Tied for No. 3 on the team and No. 4 among NFL rookies with two interceptions last season.
- ▶ Returned his first career interception 45 yards for a touchdown, becoming the first Packers rookie to record a pick-six since S Marques Anderson in 2002 (vs. Detroit, Nov. 10).
- ▶ Played one season of college football and was named Mid-American Conference Defensive Player of the Year and first-team All-MAC.

### **SS Morgan Burnett, 7th Year, Georgia Tech, D3-10**

- ▶ Has tied his career high (2012) with two sacks this season.
- ▶ Missed five games due to injury in 2015, but finished No. 4 on the team with 54 solo tackles.
- ▶ Totaled a team-high 125 tackles in 2014, the second most of his career (137 in 2012). Ranked No. 2 on the team with 106 tackles (77 solo) in 2013, despite missing the first three games due to injury. Recovered three fumbles, including one for a TD, and added nine passes defended.
- ▶ Participated in all 1,088 plays for Green Bay's defense in 2012, one of only four non-OL in the NFL to appear in 100 percent of his team's snaps.
- ▶ Enjoyed his first full season as a pro in 2011, joining DT B.J. Raji as the only two Green Bay defensive players to start all 16 regular-season games.
- ▶ Started the first four games of the 2010 season at SS before sustaining a season-ending knee injury vs. Detroit in Week 4.

### **FS Ha Ha Clinton-Dix, 3rd Year, Alabama, D1-14**

- ▶ According to STATS, he is one of only five safeties with one or more forced fumbles and multiple interceptions this season.
- ▶ Posted a career high in Week 9 with two INTs and became the first Green Bay safety to register two INTs in a game since **Morgan Burnett** did so vs. Minnesota on Dec. 2, 2012. He joined CB Al Harris (vs. New Orleans, Oct. 9, 2005) as the only players to post two INTs in a first quarter for the Packers since 1993.
- ▶ Led the team in tackles in 2015 with 117 (97 solo) and was tied for fourth on the team in interceptions (two).
- ▶ According to STATS, his three sacks during the 2015 regular season tied for the fifth most in a single regular season by a Packers safety (since 1982) and the most since Mark Roman recorded 3.5 in 2004.
- ▶ Started every game in 2015 after starting 10 of 16 games as a rookie when he finished second on the team in tackles (95).
- ▶ Was a consensus All-America selection in 2013 as a junior, earning first-team recognition from *The Associated Press*, the Football Writers Association of America and *Sporting News*.





## 2016 REGULAR-SEASON STATISTICS

	Packers	Opponents
<b>TOTAL FIRST DOWNS</b> .....	<b>183</b>	<b>155</b>
Rushing .....	47	35
Passing .....	112	107
Penalty .....	24	13
3rd Down: Made/Att .....	53/107	36/98
3rd Down Pct. ....	49.5	36.7
4th Down: Made/Att .....	2/6	7/9
4th Down Pct. ....	33.3	77.8
<b>POSSESSION AVG.</b> .....	<b>31:21</b>	<b>28:39</b>
<b>TOTAL NET YARDS</b> .....	<b>2801</b>	<b>2606</b>
Avg. Per Game .....	350.1	325.8
Total Plays .....	524	475
Avg. Per Play .....	5.3	5.5
<b>NET YARDS RUSHING</b> .....	<b>853</b>	<b>606</b>
Avg. Per Game .....	106.6	75.8
Total Rushes .....	189	184
<b>NET YARDS PASSING</b> .....	<b>1948</b>	<b>2000</b>
Avg. Per Game .....	243.5	250.0
Sacked/Yards Lost .....	17/91	21/136
Gross Yards .....	2039	2136
Att./Completions .....	318/202	270/171
Completion Pct. ....	63.5	63.3
<b>HAD INTERCEPTED</b> .....	<b>5</b>	<b>7</b>
<b>PUNTS/AVERAGE</b> .....	<b>24/44.0</b>	<b>30/45.3</b>
Net Punting Avg. ....	40.3	41.1
<b>PENALTIES/YARDS</b> .....	<b>45/370</b>	<b>60/602</b>
<b>FUMBLES/BALL LOST</b> .....	<b>14/6</b>	<b>7/3</b>
<b>TOUCHDOWNS</b> .....	<b>22</b>	<b>20</b>
Rushing .....	2	4
Passing .....	20	14
Returns .....	0	2

### SCORE BY PERIODS

	Q1	Q2	Q3	Q4	OT	PTS
PACKERS	58	64	16	60	0	198
OPPONENTS	41	65	37	44	0	187

### SCORING

	TD	-Ru	-Pa	-Rt	K-PAT	FG	S	PTS
Mason Crosby .....	0	0	0	0	19/20	15/17	0	64
Jordy Nelson .....	7	0	7	0	0	0	0	42
Davante Adams .....	6	0	6	0	0	0	0	36
Randall Cobb .....	3	0	3	0	0	0	0	18
Aaron Rodgers .....	2	2	0	0	0	0	0	14
Geronimo Allison .....	1	0	1	0	0	0	0	6
Trevor Davis .....	1	0	1	0	0	0	0	6
Jeff Janis .....	1	0	1	0	0	0	0	6
Richard Rodgers .....	1	0	1	0	0	0	0	6
<b>PACKERS</b> .....	<b>22</b>	<b>2</b>	<b>20</b>	<b>0</b>	<b>19/20</b>	<b>15/17</b>	<b>0</b>	<b>198</b>
<b>OPPONENTS</b> .....	<b>20</b>	<b>4</b>	<b>14</b>	<b>2</b>	<b>19/19</b>	<b>16/17</b>	<b>0</b>	<b>187</b>

2-Pt Conversions: A.Rodgers, Packers 1-2, Opponents 0-1

**SACKS:** Nick Perry 6, Julius Peppers 3.5, Clay Matthews 3, Morgan Burnett 2, Mike Daniels 2, Kyler Fackrell 2, Micah Hyde 1, Team 1, Clinton-Dix 0.5, PACKERS 21, OPPONENTS 17

### RUSHING

	No	Yds	Avg	Long	TD
Eddie Lacy .....	71	360	5.1	31	0
Aaron Rodgers .....	34	199	5.9	23	2
Ty Montgomery .....	21	119	5.7	30	0
Aaron Ripkowski .....	14	63	4.5	13	0
James Starks .....	24	42	1.8	10	0
Randall Cobb .....	10	33	3.3	14	0
Don Jackson .....	10	32	3.2	7	0
Knile Davis .....	5	5	1.0	4	0
<b>PACKERS</b> .....	<b>189</b>	<b>853</b>	<b>4.5</b>	<b>31</b>	<b>2</b>
<b>OPPONENTS</b> .....	<b>184</b>	<b>606</b>	<b>3.3</b>	<b>29</b>	<b>4</b>

### PASSING

	Att	Cmp	Yds	Cmp%	Yds/Att	TD	TD%	Int	Int%	Long	Sack/Lost	Rating
Aaron Rodgers .....	318	202	2039	63.5	6.41	20	6.3	5	1.6	58	17/91	96.1
<b>PACKERS</b> .....	<b>318</b>	<b>202</b>	<b>2039</b>	<b>63.5</b>	<b>6.41</b>	<b>20</b>	<b>6.3</b>	<b>5</b>	<b>1.6</b>	<b>58</b>	<b>17/91</b>	<b>96.1</b>
<b>OPPONENTS</b> .....	<b>270</b>	<b>171</b>	<b>2136</b>	<b>63.3</b>	<b>7.91</b>	<b>14</b>	<b>5.2</b>	<b>7</b>	<b>2.6</b>	<b>73t</b>	<b>21/136</b>	<b>94.3</b>

### RECEIVING

	No	Yds	Avg	Long	TD
Davante Adams .....	44	465	10.6	40	6
Randall Cobb .....	41	402	9.8	33	3
Jordy Nelson .....	38	509	13.4	58	7
Ty Montgomery .....	23	202	8.8	18	0
Richard Rodgers .....	15	148	9.9	22	1
Jeff Janis .....	9	78	8.7	25	1
Jared Cook .....	6	53	8.8	15	0
James Starks .....	6	50	8.3	16	0
Justin Perillo .....	4	35	8.8	13	0
Eddie Lacy .....	4	28	7.0	17	0
Aaron Ripkowski .....	4	12	3.0	8	0
Trevor Davis .....	3	24	8.0	9t	1
Geronimo Allison .....	2	21	10.5	17	1
Knile Davis .....	2	4	2.0	10	0
Jared Abbrederis .....	1	8	8.0	8	0
<b>PACKERS</b> .....	<b>202</b>	<b>2039</b>	<b>10.1</b>	<b>58</b>	<b>20</b>
<b>OPPONENTS</b> .....	<b>171</b>	<b>2136</b>	<b>12.5</b>	<b>73t</b>	<b>14</b>

### INTERCEPTIONS

	No	Yds	Avg	Long	TD
Ha Ha Clinton-Dix .....	2	20	10.0	20	0
Damarius Randall .....	1	44	44.0	44	0
Joe Thomas .....	1	9	9.0	9	0
Blake Martinez .....	1	4	4.0	4	0
Morgan Burnett .....	1	0	0.0	0	0
Nick Perry .....	1	0	0.0	0	0
<b>PACKERS</b> .....	<b>7</b>	<b>77</b>	<b>11.0</b>	<b>44</b>	<b>0</b>
<b>OPPONENTS</b> .....	<b>5</b>	<b>44</b>	<b>8.8</b>	<b>23</b>	<b>0</b>

### PUNTING

	No	Yds	Avg	Net	TB	In 20	LG	Blk
Jacob Schum .....	24	1055	44.0	40.3	1	5	65	0
<b>PACKERS</b> .....	<b>24</b>	<b>1055</b>	<b>44.0</b>	<b>40.3</b>	<b>1</b>	<b>5</b>	<b>65</b>	<b>0</b>
<b>OPPONENTS</b> .....	<b>30</b>	<b>1359</b>	<b>45.3</b>	<b>41.1</b>	<b>1</b>	<b>14</b>	<b>67</b>	<b>0</b>

### PUNT RETURNS

	Ret	FC	Yds	Avg	Long	TD
Trevor Davis .....	7	11	103	14.7	55	0
Damarius Randall .....	1	0	2	2.0	2	0
Micah Hyde .....	0	4	0	---	---	0
<b>PACKERS</b> .....	<b>8</b>	<b>15</b>	<b>105</b>	<b>13.1</b>	<b>55</b>	<b>0</b>
<b>OPPONENTS</b> .....	<b>8</b>	<b>7</b>	<b>67</b>	<b>8.4</b>	<b>18</b>	<b>0</b>

### KICKOFF RETURNS

	No	Yds	Avg	Long	TD
Ty Montgomery .....	6	147	24.5	40	0
Trevor Davis .....	3	64	21.3	26	0
Jeff Janis .....	2	35	17.5	18	0
Knile Davis .....	1	18	18.0	18	0
<b>PACKERS</b> .....	<b>12</b>	<b>264</b>	<b>22.0</b>	<b>40</b>	<b>0</b>
<b>OPPONENTS</b> .....	<b>18</b>	<b>572</b>	<b>31.8</b>	<b>99t</b>	<b>1</b>

### FIELD GOALS

	1-19	20-29	30-39	40-49	50+
Mason Crosby .....	0/0	5/5	6/7	4/5	0/0
<b>PACKERS</b> .....	<b>0/0</b>	<b>5/5</b>	<b>6/7</b>	<b>4/5</b>	<b>0/0</b>
<b>OPPONENTS</b> .....	<b>0/0</b>	<b>3/3</b>	<b>5/5</b>	<b>6/7</b>	<b>2/2</b>

Crosby: (25G, 20G) ( ) (36G, 46G) (44G, 33G, 25G) (37G, 43G, 34G) (32G, 40G, 31B) (29G) (34G, 48N, 27G)  
Opponents: (26G, 39G, 50G) (46G) (42G, 43N, 50G) (47G, 41G, 30G) (44G, 22G, 32G) (39G) (36G, 40G) (28G)



## 2016 REGULAR-SEASON DEFENSIVE STATISTICS

Official totals – based on coaches' film review, through Week 9 vs. Indianapolis

Player	Total			Sacks/	Int/	Fum	For	Pass
	Tackles	Solo	Asst	Yards	Yards	Rec	Fum	Def
Jake Ryan	61	45	16	0.0/0.0	0/0	0	0	3
Morgan Burnett	44	36	8	2.0/13.0	1/0	0	0	6
Blake Martinez	44	31	13	0.0/0.0	1/4	0	0	4
Ha Ha Clinton-Dix	43	37	6	0.5/3.0	2/20	0	1	3
Nick Perry	38	25	13	6.0/33.5	1/0	0	0	3
Micah Hyde	34	28	6	1.0/6.0	0/0	0	0	2
LaDarius Gunter	30	26	4	0.0/0.0	0/0	0	1	6
Joe Thomas	21	18	3	0.0/0.0	1/9	1	0	4
Mike Daniels	20	13	7	2.0/18.0	0/0	0	0	1
Letroy Guion	19	10	9	0.0/0.0	0/0	0	0	1
Kenny Clark	19	8	11	0.0/0.0	0/0	1	0	1
Clay Matthews	16	13	3	3.0/20.0	0/0	0	0	0
Damarious Randall	14	12	2	0.0/0.0	1/44	0	0	3
Demetri Goodson	13	10	3	0.0/0.0	0/0	0	0	2
Julius Peppers	11	8	3	3.5/17.5	0/0	0	1	2
Datone Jones	11	7	4	0.0/0.0	0/0	0	0	2
Quinten Rollins	10	6	4	0.0/0.0	0/0	0	0	4
Kyler Fackrell	8	8	0	2.0/15.0	0/0	0	1	1
Sam Shields	5	4	1	0.0/0.0	0/0	0	0	0
Jayrone Elliott	5	3	2	0.0/0.0	0/0	0	0	0
Mike Pennel	5	1	4	0.0/0.0	0/0	0	0	1
Dean Lowry	4	2	2	0.0/0.0	0/0	0	0	0
Christian Ringo	4	1	3	0.0/0.0	0/0	0	0	0
Kentrell Brice	3	3	0	0.0/0.0	0/0	0	0	0
Josh Hawkins	0	0	0	0.0/0.0	0/0	0	0	1
TEAM	0	0	0	1.0/10.0	0/0	0	0	0
<b>Totals</b>	<b>482</b>	<b>355</b>	<b>127</b>	<b>21.0/136.0</b>	<b>7/77</b>	<b>2</b>	<b>4</b>	<b>50</b>

### SPECIAL TEAMS

Player	TT	FR	FF
Jayrone Elliott	6	0	0
Kyler Fackrell	5	0	0
Kentrell Brice	4	0	0
Marwin Evans	4	0	0
Blake Martinez	4	0	0
Chris Banjo	2	0	0
Jeff Janis	2	0	0
Micah Hyde	2	0	0
Damarious Randall	2	0	0
Ha Ha Clinton-Dix	1	0	0
Ty Montgomery	1	0	0
Jake Ryan	1	0	0
Joe Thomas	1	0	0
<b>Totals</b>	<b>35</b>	<b>0</b>	<b>0</b>

### MISCELLANEOUS

Player	Tackles
Davante Adams	2
JC Tretter	2
Bryan Bulaga	1
Randall Cobb	1
Justin Perillo	1
Richard Rodgers	1
Jason Spriggs	1
Lane Taylor	1
<b>Totals</b>	<b>10</b>

Player	FF
Randall Cobb	1
<b>Totals</b>	<b>1</b>

Player	FR
Randall Cobb	1
Jared Cook	1
James Starks	1
Jason Spriggs	1
JC Tretter	1
<b>Totals</b>	<b>5</b>

No	ALPHABETICAL ROSTER	Pos	Ht	Wt	Birthdate	NFL Exp	College	High School	Hometown
17	Adams, Davante	WR	6-1	215	12/24/92	3	Fresno State		Palo Alto, Calif.
81	Allison, Geronimo	WR	6-3	202	1/18/94	R	Illinois		Riverview, Fla.
69	Bakhtiari, David	T	6-4	310	9/30/91	4	Colorado		San Mateo, Calif.
67	Barclay, Don	T/G	6-4	305	4/18/89	5	West Virginia		Harmony, Pa.
29	Brice, Kentrell	S	5-11	200	8/11/94	R	Louisiana Tech		Ruston, La.
75	Bulaga, Bryan	T	6-5	314	3/21/89	7	Iowa		Woodstock, Ill.
42	Burnett, Morgan	S	6-1	209	1/13/89	7	Georgia Tech		College Park, Ga.
97	Clark, Kenny	DT	6-3	314	10/4/95	R	UCLA		Rialto, Calif.
21	Clinton-Dix, Ha Ha	S	6-1	208	12/21/92	3	Alabama		Orlando, Fla.
18	Cobb, Randall	WR	5-10	192	8/22/90	6	Kentucky		Alcoa, Tenn.
89	Cook, Jared	TE	6-5	254	4/7/87	8	South Carolina		Birmingham, Ala.
2	Crosby, Mason	K	6-1	207	9/3/84	10	Colorado		Georgetown, Texas
76	Daniels, Mike	DT	6-0	310	5/5/89	5	Iowa		Blackwood, N.J.
11	Davis, Trevor	WR	6-1	188	7/4/93	R	California		Martinez, Calif.
91	Elliott, Jayrone	LB	6-3	255	11/11/91	3	Toledo		Cleveland, Ohio
25	Evans, Marwin	S	5-11	211	4/10/93	R	Utah State		Oak Creek, Wis.
51	Fackrell, Kyler	LB	6-5	245	11/25/91	R	Utah State		Mesa, Ariz.
61	Goode, Brett	LS	6-1	255	11/2/84	9	Arkansas		Fort Smith, Ark.
39	Goodson, Demetri	CB	5-11	197	6/11/89	3	Baylor		Spring, Texas
98	Guion, Letroy	DT	6-4	322	6/21/87	9	Florida State		Starke, Fla.
36	Gunter, LaDarius	CB	6-2	201	5/13/92	2	Miami		Montgomery, Ala.
28	Hawkins, Josh	CB	5-10	189	1/23/93	R	East Carolina		Kernersville, N.C.
7	Hundley, Brett	QB	6-3	226	6/15/93	2	UCLA		Chandler, Ariz.
33	Hyde, Micah	DB	6-0	197	12/31/90	4	Iowa		Fostoria, Ohio
34	Jackson, Don	RB	5-10	208	9/7/93	R	Nevada		Elk Grove, Calif.
83	Janis, Jeff	WR	6-3	219	6/24/91	3	Saginaw Valley State		Tawas City, Mich.
95	Jones, Datone	DE/LB	6-4	285	7/24/90	4	UCLA		Compton, Calif.
40	Kerridge, Joe	FB	6-0	245	9/17/92	R	Michigan		Traverse City, Mich.
70	Lang, T.J.	G	6-4	318	9/20/87	8	Eastern Michigan		Birmingham, Mich.
63	Linsley, Corey	C	6-3	301	7/27/91	3	Ohio State		Boardman, Ohio
94	Lowry, Dean	DE	6-6	296	6/9/94	R	Northwestern		Rockford, Ill.
50	Martinez, Blake	LB	6-2	237	1/9/94	R	Stanford		Oro Valley, Ariz.
52	Matthews, Clay	LB	6-3	255	5/14/86	8	Southern California		Agoura Hills, Calif.
88	Montgomery, Ty	WR	6-0	216	1/22/93	2	Stanford		Dallas, Texas
68	Murphy, Kyle	T	6-6	305	12/11/93	R	Stanford		San Clemente, Calif.
87	Nelson, Jordy	WR	6-3	217	5/31/85	9	Kansas State		Manhattan, Kan.
64	Pennel, Mike	DT	6-4	332	5/9/91	3	Colorado State-Pueblo		Aurora, Colo.
56	Peppers, Julius	LB	6-7	287	1/18/80	15	North Carolina		Bailey, N.C.
80	Perillo, Justin	TE	6-3	250	1/5/91	3	Maine		Wilmington, Del.
53	Perry, Nick	LB	6-3	265	4/12/90	5	Southern California		Detroit, Mich.
23	Randall, Damarious	CB	5-11	196	8/29/92	2	Arizona State		Pensacola, Fla.
99	Ringo, Christian	DT	6-1	298	3/10/92	1	Louisiana-Lafayette		Jackson, Miss.
22	Ripkowski, Aaron	FB	6-1	246	12/20/92	2	Oklahoma		Dayton, Texas
12	Rodgers, Aaron	QB	6-2	225	12/2/83	12	California		Chico, Calif.
82	Rodgers, Richard	TE	6-4	257	1/22/92	3	California		Shrewsbury, Mass.
24	Rollins, Quinten	CB	5-11	195	7/15/92	2	Miami (Ohio)		Wilmington, Ohio
47	Ryan, Jake	LB	6-2	240	2/27/92	2	Michigan		Cleveland, Ohio
10	Schum, Jacob	P	5-10	211	1/21/89	2	Buffalo		Hamburg, N.Y.
78	Spriggs, Jason	T	6-6	301	5/17/94	R	Indiana		Elkhart, Ind.
44	Starks, James	RB	6-2	218	2/25/86	7	Buffalo		Niagara Falls, N.Y.
65	Taylor, Lane	G	6-3	324	11/22/89	4	Oklahoma State		Arlington, Texas
48	Thomas, Joe	LB	6-1	227	5/6/91	2	South Carolina State		Blackville, S.C.
73	Tretter, JC	C/G	6-4	307	2/12/91	4	Cornell		Akron, N.Y.

### INJURED RESERVE

38	Crockett, John	RB	6-0	217	2/16/92	1	North Dakota State		Minneapolis, Minn.
20	Dorleant, Makinton	CB	5-11	182	10/6/92	R	Northern Iowa		Naples, Fla.
90	Kuder, Tyler	DT	6-3	307	6/3/92	R	Idaho State		Payette, Idaho
27	Lacy, Eddie	RB	5-11	234	6/2/90	4	Alabama		Geismar, La.
37	Shields, Sam	CB	5-11	184	12/8/87	7	Miami		Sarasota, Fla.

### PRACTICE SQUAD

54	Bradford, Carl	LB	6-1	248	8/15/92	2	Arizona State		Norco, Calif.
30	Burks, Brandon	RB	5-9	208	11/1/93	R	Troy		Daleville, Ala.
86	Cajuste, Devon	TE	6-4	235	1/31/93	R	Stanford		Flushing, N.Y.
57	Flores, Jacob	C	6-3	300	11/25/93	R	Dartmouth		Arlington, Texas
93	Gilbert, Reggie	LB	6-3	261	4/1/93	R	Arizona		Laveen, Ariz.
62	Patrick, Lucas	G	6-3	313	7/30/93	R	Duke		Brentwood, Tenn.
96	Price, Brian	DT	6-3	318	6/24/94	R	Texas San Antonio		Lafayette, Ind.
13	Stewart, Dez	WR	6-0	200	4/18/93	R	Ohio Dominican		Cincinnati, Ohio
26	Waters, Herb	CB	6-0	188	11/10/92	R	Miami		Homestead, Fla.

No	NUMERICAL ROSTER	Pos	Ht	Wt	Age	NFL Exp	College	How Acquired	Reg. season GP/GS/DNP/IA
2	Mason Crosby	K	6-1	207	32	10	Colorado	D6c-07	8/0/0/0
7	Brett Hundley	QB	6-3	226	23	2	UCLA	D5-15	0/0/8/0
10	Jacob Schum	P	5-10	211	27	2	Buffalo	W-16 (T.B.)	8/0/0/0
11	Trevor Davis	WR	6-1	188	23	R	California	D5-16	7/0/0/1
12	Aaron Rodgers	QB	6-2	225	32	12	California	D1-05	8/8/0/0
17	Davante Adams	WR	6-1	215	23	3	Fresno State	D2-14	8/7/0/0
18	Randall Cobb	WR	5-10	192	26	6	Kentucky	D2-11	7/6/0/1
21	Ha Ha Clinton-Dix	S	6-1	208	23	3	Alabama	D1-14	8/8/0/0
22	Aaron Ripkowski	FB	6-1	246	23	2	Oklahoma	D6a-15	8/3/0/0
23	Damarius Randall	CB	5-11	196	24	2	Arizona State	D1-15	4/4/0/4
24	Quinten Rollins	CB	5-11	195	24	2	Miami (Ohio)	D2-15	5/5/0/3
25	Marwin Evans	S	5-11	211	23	R	Utah State	FA-16	8/0/0/0
28	Josh Hawkins	CB	5-10	189	23	R	East Carolina	FA-16	6/0/0/2
29	Kentrell Brice	S	5-11	200	22	R	Louisiana Tech	FA-16	8/0/0/0
33	Micah Hyde	DB	6-0	197	25	4	Iowa	D5a-13	8/6/0/0
34	Don Jackson	RB	5-10	208	23	R	Nevada	FA-16	3/1/0/0
36	LaDarius Gunter	CB	6-2	201	24	2	Miami	FA-15	8/7/0/0
39	Demetri Goodson	CB	5-11	197	27	3	Baylor	D6-14	4/2/0/0
40	Joe Kerridge	FB	6-0	245	24	R	Michigan	FA-16	0/0/0/0
42	Morgan Burnett	S	6-1	209	27	7	Georgia Tech	D3-10	7/7/0/1
44	James Starks	RB	6-2	218	30	7	Buffalo	D6-10	4/0/0/4
47	Jake Ryan	LB	6-2	240	24	2	Michigan	D4-15	8/7/0/0
48	Joe Thomas	LB	6-1	227	25	2	South Carolina State	FA-15 (PS-Dal)	8/0/0/0
50	Blake Martinez	LB	6-2	237	22	R	Stanford	D4a-16	8/7/0/0
51	Kyler Fackrell	LB	6-5	245	24	R	Utah State	D3-16	8/0/0/0
52	Clay Matthews	LB	6-3	255	30	8	Southern California	D1b-09	5/5/0/3
53	Nick Perry	LB	6-3	265	26	5	Southern California	D1-12	8/8/0/0
56	Julius Peppers	LB	6-7	287	36	15	North Carolina	FA-14	8/4/0/0
61	Brett Goode	LS	6-1	255	32	9	Arkansas	FA-08	8/0/0/0
63	Corey Linsley	C	6-3	301	25	3	Ohio State	D5a-14	1/1/0/0
64	Mike Pennel	DT	6-4	332	25	3	Colorado State-Pueblo	FA-14	4/0/0/0
65	Lane Taylor	G	6-3	324	26	4	Oklahoma State	FA-13	8/8/0/0
67	Don Barclay	T/G	6-4	305	27	5	West Virginia	FA-12	8/0/0/0
68	Kyle Murphy	T	6-6	305	22	R	Stanford	D6-16	0/0/1/7
69	David Bakhtiari	T	6-4	310	25	4	Colorado	D4a-13	8/8/0/0
70	T.J. Lang	G	6-4	318	29	8	Eastern Michigan	D4-09	8/8/0/0
73	JC Tretter	C/G	6-4	307	25	4	Cornell	D4b-13	7/7/0/1
75	Bryan Bulaga	T	6-5	314	27	7	Iowa	D1-10	8/8/0/0
76	Mike Daniels	DT	6-0	310	27	5	Iowa	D4a-12	8/8/0/0
78	Jason Spriggs	T	6-6	301	22	R	Indiana	D2-16	8/0/0/0
80	Justin Perillo	TE	6-3	250	25	3	Maine	FA-14	8/1/0/0
81	Geronimo Allison	WR	6-3	202	22	R	Illinois	FA-16	2/0/0/0
82	Richard Rodgers	TE	6-4	257	24	3	California	D3b-14	8/4/0/0
83	Jeff Janis	WR	6-3	219	25	3	Saginaw Valley State	D7-14	8/1/0/0
87	Jordy Nelson	WR	6-3	217	31	9	Kansas State	D2a-08	8/8/0/0
88	Ty Montgomery	WR	6-0	216	22	2	Stanford	D3-15	7/2/0/1
89	Jared Cook	TE	6-5	254	29	8	South Carolina	FA-16	3/2/0/5
91	Jayrone Elliott	LB	6-3	255	25	3	Toledo	FA-14	6/0/0/2
94	Dean Lowry	DE	6-6	296	22	R	Northwestern	D4b-16	8/0/0/0
95	Datone Jones	DE/LB	6-4	285	26	4	UCLA	D1-13	7/0/0/1
97	Kenny Clark	DT	6-3	314	21	R	UCLA	D1-16	8/2/0/0
98	Letroy Guion	DT	6-4	322	29	9	Florida State	FA-14	7/7/0/1
99	Christian Ringo	DT	6-1	298	24	1	Louisiana-Lafayette	D6b-15	5/0/0/3

### INJURED RESERVE

20	Makinton Dorleant	CB	5-11	182	24	R	Northern Iowa	FA-16	0/0/0/0
27	Eddie Lacy	RB	5-11	234	26	4	Alabama	D2-13	5/5/0/0
37	Sam Shields	CB	5-11	184	28	7	Miami	FA-10	1/1/0/4
38	John Crockett	RB	6-0	217	24	1	North Dakota State	FA-15	0/0/0/0
90	Tyler Kuder	DT	6-3	307	24	R	Idaho State	FA-16	0/0/0/0

### PRACTICE SQUAD

13	Dez Stewart	WR	6-0	200	23	R	Ohio Dominican	FA-16	0/0/0/0
26	Herb Waters	CB	6-0	188	24	R	Miami	FA-16	0/0/0/0
30	Brandon Burks	RB	5-9	208	23	R	Troy	FA-16	0/0/0/0
54	Carl Bradford	LB	6-1	248	24	2	Arizona State	D4-14	0/0/0/0
57	Jacob Flores	C	6-3	300	22	R	Dartmouth	FA-16	0/0/0/0
62	Lucas Patrick	G	6-3	313	23	R	Duke	FA-16	0/0/0/0
86	Devon Cajuste	TE	6-4	235	23	R	Stanford	FA-16	0/0/0/0
93	Reggie Gilbert	LB	6-3	261	23	R	Arizona	FA-16	0/0/0/0
96	Brian Price	DT	6-3	318	22	R	Texas San Antonio	FA-16	1/0/0/1



## OFFENSE

<b>WR:</b> 87	Jordy Nelson	17	Davante Adams	83	Jeff Janis
<b>LT:</b> 69	David Bakhtiari	<u>78</u>	<u>Jason Spriggs</u>		
<b>LG:</b> 65	Lane Taylor	67	Don Barclay		
<b>C:</b> 73	JC Tretter	63	Corey Linsley		
<b>RG:</b> 70	T.J. Lang	67	Don Barclay		
<b>RT:</b> 75	Bryan Bulaga	<u>68</u>	<u>Kyle Murphy</u>		
<b>TE:</b> 89	Jared Cook	82	Richard Rodgers	80	Justin Perillo
<b>WR:</b> 18	Randall Cobb	88	Ty Montgomery	<u>11</u>	<u>Trevor Davis</u>
				<u>81</u>	<u>Geronimo Allison</u>
<b>QB:</b> 12	Aaron Rodgers	7	Brett Hundley		
<b>RB:</b> 44	James Starks	<u>34</u>	<u>Don Jackson</u>		
<b>FB:</b> 22	Aaron Ripkowski	<u>40</u>	<u>Joe Kerridge</u>		

## DEFENSE

<b>DE:</b> <u>97</u>	<u>Kenny Clark</u>	94	<u>Dean Lowry</u>	64	Mike Pannel
<b>NT:</b> 98	Letroy Guion	99	Christian Ringo		
<b>DT:</b> 76	Mike Daniels	<u>97</u>	<u>Kenny Clark</u>		
<b>LOLB:</b> 53	Nick Perry	56	Julius Peppers	91	Jayrone Elliott
<b>ILB:</b> 47	Jake Ryan	48	Joe Thomas		
<b>ILB:</b> <u>50</u>	<u>Blake Martinez</u>	48	Joe Thomas		
<b>ROLB:</b> 52	Clay Matthews	95	Datone Jones	<u>51</u>	<u>Kyler Fackrell</u>
<b>LCB:</b> 23	Damarius Randall	39	Demetri Goodson		
<b>RCB:</b> 24	Quinten Rollins	36	LaDarius Gunter	<u>28</u>	<u>Josh Hawkins</u>
<b>SS:</b> 42	Morgan Burnett	33	Micah Hyde	<u>25</u>	<u>Marwin Evans</u>
<b>FS:</b> 21	Ha Ha Clinton-Dix	<u>29</u>	<u>Kentrell Brice</u>		

## SPECIAL TEAMS

<b>K:</b> 2	Mason Crosby	10	Jacob Schum		
<b>P:</b> 10	Jacob Schum	2	Mason Crosby		
<b>H:</b> 10	Jacob Schum	18	Randall Cobb		
<b>PR:</b> 33	Micah Hyde	<u>11</u>	<u>Trevor Davis</u>		
<b>KR:</b> 88	Ty Montgomery	83	Jeff Janis		
<b>LS:</b> 61	Brett Goode	67	Don Barclay	80	Justin Perillo

## Rookies are underlined ##

### COACH LOCATIONS

► **Coaches' Box:** Jeff Blasko (coaching administrator), Dom Capers (defensive coordinator), Tom Clements (associate head coach/offense), Ejiro Evero (defensive quality control), Scott McCurley (assistant linebackers), David Raih (assistant offensive line), Joe Whitt Jr. (secondary - cornerbacks).

► **Sideline:** Brian Angelichio (tight ends), Edgar Bennett (offensive coordinator), James Campen (offensive line), Luke Getsy (wide receivers), Jerry Montgomery (defensive front assistant), Winston Moss (associate head coach/linebackers), Darren Perry (secondary - safeties), Jason Simmons (assistant special teams), Ben Sirmans (running backs), Mike Trgovac (defensive line), Alex Van Pelt (quarterbacks), Ron Zook (special teams coordinator).



## HOW THE PACKERS WERE BUILT

Year	Record	Draft (35)	Waivers (1)	Free Agents (17)
2005	4-12	QB Aaron Rodgers D1		
2007	13-3	K Mason Crosby D6c		
2008	6-10	WR Jordy Nelson D2a		LS Brett Goode
2009	11-5	LB Clay Matthews D1b G T.J. Lang D4		
2010	10-6	T Bryan Bulaga D1 S Morgan Burnett D3 RB James Starks D6		
2011	15-1	WR Randall Cobb D2		
2012	11-5	LB Nick Perry D1 DT Mike Daniels D4a		T/G Don Barclay
2013	8-7-1	DE/LB Datone Jones D1 T David Bakhtiari D4a C/G JC Tretter D4b DB Micah Hyde D5a		G Lane Taylor
2014	12-4	S Ha Ha Clinton-Dix D1 WR Davante Adams D2 TE Richard Rodgers D3b C Corey Linsley D5-a CB Demetri Goodson D6 WR Jeff Janis D7		LB Jayrone Elliott DT Letroy Guion DT Mike Pennel LB Julius Peppers TE Justin Perillo
2015	10-6	CB Damarious Randall D1 CB Quinten Rollins D2 WR Ty Montgomery D3 LB Jake Ryan D4 QB Brett Hundley D5 FB Aaron Ripkowski D6a DT Christian Ringo D6b		CB LaDarius Gunter LB Joe Thomas (PS-Dal.)
2016	4-4	DT Kenny Clark D1 T Jason Spriggs D2 LB Kyler Fackrell D3 LB Blake Martinez D4a DE Dean Lowry D4b WR Trevor Davis D5 T Kyle Murphy D6	P Jacob Schum (TB)	WR Geronimo Allison S Kentrell Brice TE Jared Cook S Marwin Evans CB Josh Hawkins RB Don Jackson FB Joe Kerridge







# INDIVIDUAL STATISTICS, OFFENSE

		<b>RECEIVING J.Nelson</b>					<b>R.Cobb</b>					<b>D.Adams</b>					<b>J.Abbrederis</b>					<b>J.Cook</b>					<b>R.Rodgers</b>				
		No	Yds	Avg	Lg	TD	No	Yds	Avg	Lg	TD	No	Yds	Avg	Lg	TD	No	Yds	Avg	Lg	TD	No	Yds	Avg	Lg	TD	No	Yds	Avg	Lg	TD
9/11	at Jax	6	32	5.3	8	1	6	57	9.5	32	0	3	50	16.7	29t	1	1	8	8.0	8	0	1	7	7.0	7	0	1	22	22.0	22	0
9/18	at Min	5	73	14.6	39	1	5	42	8.4	14	0	3	26	8.1	13	0	0	0	--	--	0	4	31	7.8	14	0	2	25	12.5	15	0
9/25	Det	6	101	16.8	49	2	1	33	33.0	33	0	2	23	11.5	14t	1	0	0	--	--	0	1	15	15.0	15	0	2	9	4.5	7	1
10/9	NYG	4	38	9.5	17	1	9	108	12.0	21	0	5	85	17.0	29t	1	0	0	--	--	0	(Inactive)									
10/16	Dal	5	68	13.6	25	0	7	53	7.6	17	1	2	34	17.0	22	0	0	0	--	--	0	(Inactive)									
10/20	Chi	1	9	9.0	9	0	11	95	8.6	25	1	13	132	10.2	24	2	(Inactive)														
10/30	at Atl	4	94	23.5	58	1	(Inactive)					12	74	6.2	22	0	(Not With Team)														
11/6	Ind	7	94	13.4	26t	1	2	14	7.0	11	1	4	41	10.3	40	1	(Not With Team)														
11/13	at Ten																														
11/20	at Was																														
11/28	at Phi																														
12/4	Hou																														
12/11	Sea																														
12/18	at Chi																														
12/24	Min																														
1/1	at Det																														
<b>SEASON</b>		<b>38</b>	<b>509</b>	<b>13.4</b>	<b>58</b>	<b>7</b>	<b>41</b>	<b>402</b>	<b>9.8</b>	<b>33</b>	<b>3</b>	<b>44</b>	<b>465</b>	<b>10.6</b>	<b>40</b>	<b>6</b>	<b>1</b>	<b>8</b>	<b>8.0</b>	<b>8</b>	<b>0</b>	<b>6</b>	<b>53</b>	<b>8.8</b>	<b>15</b>	<b>0</b>	<b>15</b>	<b>148</b>	<b>9.9</b>	<b>22</b>	<b>1</b>
<b>CAREER</b>		<b>438</b>	<b>6618</b>	<b>15.1</b>	<b>93t</b>	<b>56</b>	<b>347</b>	<b>4280</b>	<b>12.3</b>	<b>70t</b>	<b>34</b>	<b>132</b>	<b>1394</b>	<b>10.6</b>	<b>45</b>	<b>10</b>	<b>10</b>	<b>119</b>	<b>11.9</b>	<b>32</b>	<b>0</b>	<b>279</b>	<b>3556</b>	<b>12.7</b>	<b>80t</b>	<b>16</b>	<b>93</b>	<b>883</b>	<b>9.5</b>	<b>61t</b>	<b>11</b>

		<b>RECEIVING E.Lacy</b>					<b>J.Starks</b>					<b>T.Montgomery</b>					<b>J.Janis</b>					<b>T.Davis</b>					<b>J.Perillo</b>				
		No	Yds	Avg	Lg	TD	No	Yds	Avg	Lg	TD	No	Yds	Avg	Lg	TD	No	Yds	Avg	Lg	TD	No	Yds	Avg	Lg	TD	No	Yds	Avg	Lg	TD
9/11	at Jax	1	17	17.0	17	0	1	6	6.0	6	0	0	0	--	--	0	0	0	--	--	0	(Inactive)									
9/18	at Min	0	0	--	--	0	1	16	16.0	16	0	0	0	--	--	0	0	0	--	--	0	0	0	--	--	0	0	0	--	--	0
9/25	Det	1	2	2.0	2	0	1	9	9.0	9	0	0	0	--	--	0	0	0	--	--	0	0	0	--	--	0	1	13	13.0	13	0
10/9	NYG	1	3	3.0	3	0	3	19	6.3	9	0	0	0	--	--	0	0	0	--	--	0	0	0	--	--	0	0	0	--	--	0
10/16	Dal	1	6	6.0	6	0	(Inactive)					10	98	9.8	15	0	2	14	7.0	8	0	0	0	--	--	0	1	4	4.0	4	0
10/20	Chi	(Injured Reserve)					(Inactive)					10	66	6.6	13	0	2	9	4.5	7	0	0	0	--	--	0	0	0	--	--	0
10/30	at Atl	(Injured Reserve)					(Inactive)					(Inactive)					4	30	7.5	10	1	3	24	8.0	9t	1	0	0	--	--	0
11/6	Ind	(Injured Reserve)					(Inactive)					3	38	12.7	18	0	1	25	25.0	25	0	0	0	--	--	0	2	18	9.0	9	0
11/13	at Ten																														
11/20	at Was																														
11/28	at Phi																														
12/4	Hou																														
12/11	Sea																														
12/18	at Chi																														
12/24	Min																														
1/1	at Det																														
<b>SEASON</b>		<b>4</b>	<b>28</b>	<b>7.0</b>	<b>17</b>	<b>0</b>	<b>6</b>	<b>50</b>	<b>8.3</b>	<b>16</b>	<b>0</b>	<b>23</b>	<b>202</b>	<b>8.8</b>	<b>18</b>	<b>0</b>	<b>9</b>	<b>78</b>	<b>8.7</b>	<b>25</b>	<b>0</b>	<b>3</b>	<b>24</b>	<b>8.0</b>	<b>9t</b>	<b>1</b>	<b>4</b>	<b>35</b>	<b>8.8</b>	<b>13</b>	<b>0</b>
<b>CAREER</b>		<b>101</b>	<b>900</b>	<b>8.9</b>	<b>67</b>	<b>6</b>	<b>112</b>	<b>933</b>	<b>8.3</b>	<b>30</b>	<b>4</b>	<b>38</b>	<b>338</b>	<b>8.9</b>	<b>31t</b>	<b>2</b>	<b>13</b>	<b>173</b>	<b>13.3</b>	<b>46</b>	<b>1</b>	<b>3</b>	<b>24</b>	<b>8.0</b>	<b>9t</b>	<b>1</b>	<b>15</b>	<b>137</b>	<b>9.1</b>	<b>24</b>	<b>1</b>

		<b>RECEIVING K.Davis</b>					<b>G.Allison</b>																							
		No	Yds	Avg	Lg	TD	No	Yds	Avg	Lg	TD																			
9/11	at Jax	(Not with Team)					(Practice Squad)																							
9/18	at Min	(Not with Team)					(Practice Squad)																							
9/25	Det	(Not with Team)					(Practice Squad)																							
10/9	NYG	(Not with Team)					(Practice Squad)																							
10/16	Dal	(Not with Team)					(Practice Squad)																							
10/20	Chi	0	0	--	--	0	(Practice Squad)																							
10/30	at Atl	2	4	2.0	10	0	2	21	10.5	17	1																			
11/6	Ind	(Not with Team)					0	0	--	--	0																			
11/13	at Ten																													
11/20	at Was																													
11/28	at Phi																													
12/4	Hou																													
12/11	Sea																													
12/18	at Chi																													
12/24	Min																													
1/1	at Det																													
<b>SEASON</b>		<b>2</b>	<b>4</b>	<b>2.0</b>	<b>10</b>	<b>0</b>	<b>2</b>	<b>21</b>	<b>10.5</b>	<b>17</b>	<b>1</b>																			
<b>CAREER</b>		<b>33</b>	<b>264</b>	<b>8.0</b>	<b>70t</b>	<b>1</b>	<b>2</b>	<b>21</b>	<b>10.5</b>	<b>17</b>	<b>1</b>																			

# INDIVIDUAL STATISTICS, OFFENSE

## RUSHING

		E.Lacy										J.Starks										A.Rodgers																			
		First Half					Second Half					First Half					Second Half					First Half					Second Half														
		No	Yds	Avg	Lg	TD	No	Yds	Avg	Lg	TD	No	Yds	Avg	Lg	TD	No	Yds	Avg	Lg	TD	No	Yds	Avg	Lg	TD	No	Yds	Avg	Lg	TD										
9/11	at Jax	7	20	2.9	9	0	7	41	5.9	28	0	2	6	3.0	4	0	2	1	0.5	1	0	1	6	6.0	6t	1	3	10	3.3	8	0										
9/18	at Min	6	16	2.7	5	0	6	34	5.7	13	0	1	2	2.0	2	0	6	1	0.2	5	0	0	0	--	--	0	3	29	9.7	10t	1										
9/25	Det	6	42	7.0	25	0	11	61	5.5	14	0	0	0	--	--	0	1	-1	-1.0	-1	0	0	0	--	--	0	5	22	4.4	14	0										
10/9	NYG	9	77	8.6	31	0	2	4	2.0	2	0	3	17	5.7	8	0	9	16	1.8	10	0	2	18	9.0	11	0	3	-3	-1.0	-1	0										
10/16	Dal	7	45	6.4	25	0	10	20	2.0	5	0	(Inactive)					(Inactive)					1					9														
10/20	Chi	(Inactive)										(Inactive)										0										0									
10/30	at Atl	(Injured Reserve)										(Injured Reserve)										2										26									
11/6	Ind	(Injured Reserve)										(Injured Reserve)										2										11									
11/13	at Ten																																								
11/20	at Was																																								
11/28	at Phi																																								
12/4	Hou																																								
12/11	Sea																																								
12/18	at Chi																																								
12/24	Min																																								
1/1	at Det																																								
<b>SEASON</b>		<b>35</b>	<b>200</b>	<b>5.7</b>	<b>31</b>	<b>0</b>	<b>36</b>	<b>160</b>	<b>4.4</b>	<b>28</b>	<b>0</b>	<b>6</b>	<b>25</b>	<b>4.2</b>	<b>8</b>	<b>0</b>	<b>18</b>	<b>17</b>	<b>0.9</b>	<b>10</b>	<b>0</b>	<b>8</b>	<b>70</b>	<b>8.8</b>	<b>23</b>	<b>1</b>	<b>26</b>	<b>129</b>	<b>5.0</b>	<b>21</b>	<b>1</b>										

## PASSING

		A.Rodgers										A.Rodgers									
		First Half					Second Half					First Half					Second Half				
		Att	Com	Pct	Yds	Sk/Yd	TD	Lg	Int	Rtng	Att	Com	Pct	Yds	Sk/Yd	TD	Lg	Int	Rtng		
9/11	at Jax	18	11	61.1	114	0/0	2	29t	0	116.4	16	9	56.3	85	1/0	0	32	0	71.1		
9/18	at Min	15	8	53.3	59	1/13	1	21	0	85.1	21	12	57.1	154	4/20	0	39	1	60.4		
9/25	Det	18	12	66.7	174	1/4	4	49	0	137.5	6	3	50.0	31	1/0	0	13	0	65.3		
10/9	NYG	28	13	46.4	134	0/0	2	29t	2	54.8	17	10	58.8	125	0/0	0	21	0	81.7		
10/16	Dal	22	15	68.2	135	0/0	0	22	0	84.5	20	16	80.0	159	1/0	1	25	1	95.6		
10/20	Chi	30	19	63.3	150	1/9	0	19	0	75.7	26	20	76.9	176	1/14	3	25	0	132.9		
10/30	at Atl	21	17	81.0	170	1/7	3	58	0	140.0	17	11	64.7	76	2/16	1	17	0	94.2		
11/6	Ind	17	7	41.2	77	2/7	1	26t	0	74.9	26	19	73.1	220	1/1	2	40	1	107.9		
11/13	at Ten																				
11/20	at Was																				
11/28	at Phi																				
12/4	Hou																				
12/11	Sea																				
12/18	at Chi																				
12/24	Min																				
1/1	at Det																				
<b>SEASON</b>		<b>169</b>	<b>102</b>	<b>60.4</b>	<b>1013</b>	<b>6/40</b>	<b>13</b>	<b>58</b>	<b>2</b>	<b>98.1</b>	<b>149</b>	<b>100</b>	<b>67.1</b>	<b>1026</b>	<b>11/51</b>	<b>7</b>	<b>40</b>	<b>3</b>	<b>94.0</b>		

## PASSING

		B.Hundley										B.Hundley									
		First Half					Second Half					First Half					Second Half				
		Att	Com	Pct	Yds	Sk/Yd	TD	Lg	Int	Rtng	Att	Com	Pct	Yds	Sk/Yd	TD	Lg	Int	Rtng		
9/11	at Jax	(Did Not Play)										(Did Not Play)									
9/18	at Min	(Did Not Play)										(Did Not Play)									
9/25	Det	(Did Not Play)										(Did Not Play)									
10/9	NYG	(Did Not Play)										(Did Not Play)									
10/16	Dal	(Did Not Play)										(Did Not Play)									
10/20	Chi	(Did Not Play)										(Did Not Play)									
10/30	at Atl	(Did Not Play)										(Did Not Play)									
11/6	Ind	(Did Not Play)										(Did Not Play)									
11/13	at Ten																				
11/20	at Was																				
11/28	at Phi																				
12/4	Hou																				
12/11	Sea																				
12/18	at Chi																				
12/24	Min																				
1/1	at Det																				
<b>SEASON</b>		<b>0</b>	<b>0</b>	<b>--</b>	<b>0</b>	<b>0/0</b>	<b>0</b>	<b>--</b>	<b>0</b>	<b>--</b>	<b>0</b>	<b>0</b>	<b>--</b>	<b>0</b>	<b>0/0</b>	<b>0</b>	<b>--</b>	<b>0</b>	<b>--</b>		

# INDIVIDUAL STATISTICS, OFFENSE

## RECEIVING J.Nelson

	First Half					Second Half						
	No	Yds	Avg	Lg	TD	No	Yds	Avg	Lg	TD		
9/11	at	Jax	3	20	6.7	8	1	3	12	4.0	8	0
9/18	at	Min	3	28	9.3	21	1	2	45	22.5	39	0
9/25		Det	6	101	16.8	49	2	0	0	--	--	0
10/9		NYG	2	9	4.5	7	1	2	29	14.5	17	0
10/16		Dal	2	22	11.0	18	0	3	46	15.3	25	0
10/20		Chi	1	9	9.0	9	0	0	0	--	--	0
10/30	at	Atl	4	94	23.5	58	1	0	0	--	--	0
11/6		Ind	1	26	26.0	26t	1	6	68	11.3	13	0
11/13	at	Ten										
11/20	at	Was										
11/28	at	Phi										
12/4		Hou										
12/11		Sea										
12/18	at	Chi										
12/24		Min										
1/1	at	Det										
<b>SEASON</b>			<b>22</b>	<b>309</b>	<b>14.0</b>	<b>58</b>	<b>7</b>	<b>16</b>	<b>200</b>	<b>12.5</b>	<b>39</b>	<b>0</b>

## R.Cobb

	First Half					Second Half						
	No	Yds	Avg	Lg	TD	No	Yds	Avg	Lg	TD		
9/11			3	21	7.0	10	0	3	36	12.0	32	0
9/18			4	28	7.0	9	0	1	14	14.0	14	0
9/25			1	33	33.0	33	0	0	0	--	--	0
10/9			6	57	9.5	17	0	3	51	17.0	21	0
10/16			4	26	6.5	17	0	3	27	9.0	13	1
10/20			6	48	8.0	13	0	5	47	9.4	25	1
10/30												
11/6			0	0	--	--	0	2	14	7.0	11	1
11/13												
11/20												
11/28												
12/4												
12/11												
12/18												
12/24												
1/1												
<b>SEASON</b>			<b>24</b>	<b>213</b>	<b>8.9</b>	<b>33</b>	<b>0</b>	<b>17</b>	<b>189</b>	<b>11.1</b>	<b>32</b>	<b>3</b>

## D.Adams

	First Half					Second Half						
	No	Yds	Avg	Lg	TD	No	Yds	Avg	Lg	TD		
9/11			3	50	16.7	29t	1	0	0	--	--	0
9/18			1	3	3.0	3	0	2	23	11.5	13	0
9/25			1	14	14.0	14t	1	1	9	9.0	9	0
10/9			3	55	18.3	29t	1	2	30	15.0	20	0
10/16			1	22	22.0	22	0	1	12	12.0	12	0
10/20			6	56	9.3	19	0	7	76	10.9	24	2
10/30			5	35	7.0	22	0	7	39	5.6	14	0
11/6			2	-1	-0.5	2	0	2	42	21.0	40	1
11/13												
11/20												
11/28												
12/4												
12/11												
12/18												
12/24												
1/1												
<b>SEASON</b>			<b>22</b>	<b>234</b>	<b>10.6</b>	<b>29t</b>	<b>3</b>	<b>22</b>	<b>231</b>	<b>10.5</b>	<b>40</b>	<b>3</b>

## RECEIVING J.Abbrederis

	First Half					Second Half						
	No	Yds	Avg	Lg	TD	No	Yds	Avg	Lg	TD		
9/11	at	Jax	0	0	--	--	0	1	8	8.0	8	0
9/18	at	Min	0	0	--	--	0	0	0	--	--	0
9/25		Det	0	0	--	--	0	0	0	--	--	0
10/9		NYG	0	0	--	--	0	0	0	--	--	0
10/16		Dal	0	0	--	--	0	0	0	--	--	0
10/20		Chi				(Inactive)						
10/30	at	Atl				(Not With Team)						
11/6		Ind				(Not With Team)						
11/13	at	Ten										
11/20	at	Was										
11/28	at	Phi										
12/4		Hou										
12/11		Sea										
12/18	at	Chi										
12/24		Min										
1/1	at	Det										
<b>SEASON</b>			<b>0</b>	<b>0</b>	<b>--</b>	<b>--</b>	<b>0</b>	<b>1</b>	<b>8</b>	<b>8.0</b>	<b>8</b>	<b>0</b>

## J.Cook

	First Half					Second Half						
	No	Yds	Avg	Lg	TD	No	Yds	Avg	Lg	TD		
9/11			0	0	--	--	0	1	7	7.0	7	0
9/18			0	0	--	--	0	4	31	7.8	14	0
9/25			1	15	15.0	15	0	0	0	--	--	0
10/9						(Inactive)						
10/16						(Inactive)						
10/20						(Inactive)						
10/30						(Inactive)						
11/6						(Inactive)						
11/13												
11/20												
11/28												
12/4												
12/11												
12/18												
12/24												
1/1												
<b>SEASON</b>			<b>1</b>	<b>15</b>	<b>15.0</b>	<b>15</b>	<b>0</b>	<b>5</b>	<b>38</b>	<b>7.6</b>	<b>14</b>	<b>0</b>

## R.Rodgers

	First Half					Second Half						
	No	Yds	Avg	Lg	TD	No	Yds	Avg	Lg	TD		
9/11			0	0	--	--	0	1	22	22.0	22	0
9/18			0	0	--	--	0	2	25	12.5	15	0
9/25			2	9	4.5	7	1	0	0	--	--	0
10/9			1	6	6.0	6	0	0	0	--	--	0
10/16			1	12	12.0	12	0	1	3	3.0	3	0
10/20			0	0	--	--	0	1	7	7.0	7	0
10/30			0	0	--	--	0	0	0	--	--	0
11/6			3	43	14.3	22	0	3	21	7.0	11	0
11/13												
11/20												
11/28												
12/4												
12/11												
12/18												
12/24												
1/1												
<b>SEASON</b>			<b>7</b>	<b>70</b>	<b>10.0</b>	<b>22</b>	<b>0</b>	<b>8</b>	<b>78</b>	<b>9.8</b>	<b>22</b>	<b>0</b>

## RECEIVING E.Lacy

	First Half					Second Half						
	No	Yds	Avg	Lg	TD	No	Yds	Avg	Lg	TD		
9/11	at	Jax	1	17	17.0	17	0	0	0	--	--	0
9/18	at	Min	0	0	--	--	0	0	0	--	--	0
9/25		Det	1	2	2.0	2	0	0	0	--	--	0
10/9		NYG	0	0	--	--	0	1	3	3.0	3	0
10/16		Dal	1	6	6.0	6	0	0	0	--	--	0
10/20		Chi				(Injured Reserve)						
10/30	at	Atl				(Injured Reserve)						
11/6		Ind				(Injured Reserve)						
11/13	at	Ten										
11/20	at	Was										
11/28	at	Phi										
12/4		Hou										
12/11		Sea										
12/18	at	Chi										
12/24		Min										
1/1	at	Det										
<b>SEASON</b>			<b>3</b>	<b>25</b>	<b>8.3</b>	<b>17</b>	<b>0</b>	<b>1</b>	<b>3</b>	<b>3.0</b>	<b>3</b>	<b>0</b>

## J.Starks

	First Half					Second Half						
	No	Yds	Avg	Lg	TD	No	Yds	Avg	Lg	TD		
9/11			1	6	6.0	6	0	0	0	--	--	0
9/18			0	0	--	--	0	1	16	16.0	16	0
9/25			0	0	--	--	0	1	9	9.0	9	0
10/9			1	7	7.0	7	0	2	12	6.0	9	0
10/16						(Inactive)						
10/20						(Inactive)						
10/30						(Inactive)						
11/6						(Inactive)						
11/13												
11/20												
11/28												
12/4												
12/11												
12/18												
12/24												
1/1												
<b>SEASON</b>			<b>2</b>	<b>13</b>	<b>6.5</b>	<b>7</b>	<b>0</b>	<b>4</b>	<b>37</b>	<b>9.3</b>	<b>16</b>	<b>0</b>

# INDIVIDUAL STATISTICS, DEFENSE

		C.Banjo					K.Brice					M.Burnett					K.Clark					H.Clinton-Dix					M.Daniels				
		UT	A	Sk	Int	PD	UT	A	Sk	Int	PD	UT	A	Sk	Int	PD	UT	A	Sk	Int	PD	UT	A	Sk	Int	PD	UT	A	Sk	Int	PD
9/11	at Jax			(Inactive)			0	0	0-0	0-0	0	9	0	1-8	0-0	0	0	1	0-0	0-0	0	4	1	0-0	0-0	1	1	1	0-0	0-0	0
9/18	at Min			(Inactive)			0	0	0-0	0-0	0	1	0	0-0	0-0	1	0	3	0-0	0-0	1	3	2	0-0	0-0	0	4	1	1-9	0-0	0
9/25	Det	0	0	0-0	0-0	0	1	0	0-0	0-0	0	(Inactive)					3	2	0-0	0-0	0	6	0	0-0	0-0	0	1	0	0-0	0-0	0
10/9	NYG	0	0	0-0	0-0	0	0	0	0-0	0-0	0	5	0	0-0	0-0	1	1	1	0-0	0-0	0	6	0	0-0	0-0	0	1	1	0-0	0-0	1
10/16	Dal			(Inactive)			0	0	0-0	0-0	0	6	2	0-0	1-0	2	1	2	0-0	0-0	0	9	0	0-0	0-0	0	1	1	0-0	0-0	0
10/20	Chi			(Inactive)			0	0	0-0	0-0	0	2	5	0-0	0-0	1	3	1	0-0	0-0	0	2	1	0-0	0-0	0	2	2	0-0	0-0	0
10/30	at Atl			(Injured Reserve)			1	0	0-0	0-0	0	9	0	0-0	0-0	0	0	1	0-0	0-0	0	5	0	0-0	0-0	0	1	0	1-9	0-0	0
11/6	Ind			(Not With Team)			1	0	0-0	0-0	0	4	1	1-5	0-0	1	0	0	0-0	0-0	0	3	1	0.5-3	2-20	2	2	1	0-0	0-0	0
11/13	at Ten																														
11/20	at Was																														
11/28	at Phi																														
12/4	Hou																														
12/11	Sea																														
12/18	at Chi																														
12/24	Min																														
1/1	at Det																														
<b>SEASON</b>		<b>0</b>	<b>0</b>	<b>0-0</b>	<b>0-0</b>	<b>0</b>	<b>3</b>	<b>0</b>	<b>0-0</b>	<b>0-0</b>	<b>0</b>	<b>36</b>	<b>8</b>	<b>2-13</b>	<b>1-0</b>	<b>6</b>	<b>8</b>	<b>11</b>	<b>0-0</b>	<b>0-0</b>	<b>1</b>	<b>38</b>	<b>5</b>	<b>0.5-3</b>	<b>2-20</b>	<b>3</b>	<b>13</b>	<b>7</b>	<b>2-18</b>	<b>0-0</b>	<b>1</b>
<b>CAREER</b>		<b>16</b>	<b>3</b>	<b>0-0</b>	<b>0-0</b>	<b>2</b>	<b>3</b>	<b>0</b>	<b>0-0</b>	<b>0-0</b>	<b>0</b>	<b>459</b>	<b>149</b>	<b>6.5-54</b>	<b>8-33</b>	<b>55</b>	<b>8</b>	<b>11</b>	<b>0-0</b>	<b>0-0</b>	<b>1</b>	<b>208</b>	<b>47</b>	<b>4.5-17</b>	<b>5-31</b>	<b>16</b>	<b>128</b>	<b>83</b>	<b>20-139.5</b>	<b>1-6</b>	<b>4</b>

		J.Elliott					M.Evans					K.Fackrell					D.Goodson					L.Guion					L.Gunter				
		UT	A	Sk	Int	PD	UT	A	Sk	Int	PD	UT	A	Sk	Int	PD	UT	A	Sk	Int	PD	UT	A	Sk	Int	PD	UT	A	Sk	Int	PD
9/11	at Jax			(Inactive)			0	0	0-0	0-0	0	0	0	0-0	0-0	0	(Reserve/Suspended)					2	2	0-0	0-0	0	1	1	0-0	0-0	0
9/18	at Min			(Inactive)			0	0	0-0	0-0	0	1	0	0-0	0-0	0	(Reserve/Suspended)					2	0	0-0	0-0	0	5	0	0-0	0-0	0
9/25	Det	2	0	0-0	0-0	0	0	0	0-0	0-0	0	1	0	1-9	0-0	0	(Reserve/Suspended)					(Inactive)					3	0	0-0	0-0	1
10/9	NYG	0	0	0-0	0-0	0	0	0	0-0	0-0	0	3	0	1-6	0-0	0	(Reserve/Suspended)					0	2	0-0	0-0	1	0	1	0-0	0-0	1
10/16	Dal	0	2	0-0	0-0	0	0	0	0-0	0-0	0	0	0	0-0	0-0	0	2	0	0-0	0-0	1	1	1	0-0	0-0	0	2	2	0-0	0-0	0
10/20	Chi	0	0	0-0	0-0	0	0	0	0-0	0-0	0	0	0	0-0	0-0	0	3	2	0-0	0-0	0	1	1	0-0	0-0	0	3	0	0-0	0-0	2
10/30	at Atl	1	0	0-0	0-0	0	0	0	0-0	0-0	0	0	0	0-0	0-0	0	5	1	0-0	0-0	1	2	2	0-0	0-0	0	5	0	0-0	0-0	2
11/6	Ind	0	0	0-0	0-0	0	0	0	0-0	0-0	0	3	0	0-0	0-0	1	0	0	0-0	0-0	0	2	1	0-0	0-0	0	7	0	0-0	0-0	0
11/13	at Ten																														
11/20	at Was																														
11/28	at Phi																														
12/4	Hou																														
12/11	Sea																														
12/18	at Chi																														
12/24	Min																														
1/1	at Det																														
<b>SEASON</b>		<b>3</b>	<b>2</b>	<b>0-0</b>	<b>0-0</b>	<b>0</b>	<b>0</b>	<b>0</b>	<b>0-0</b>	<b>0-0</b>	<b>0</b>	<b>8</b>	<b>0</b>	<b>2-15</b>	<b>0-0</b>	<b>1</b>	<b>10</b>	<b>3</b>	<b>0-0</b>	<b>0-0</b>	<b>2</b>	<b>10</b>	<b>9</b>	<b>0-0</b>	<b>0-0</b>	<b>1</b>	<b>26</b>	<b>4</b>	<b>0-0</b>	<b>0-0</b>	<b>6</b>
<b>CAREER</b>		<b>20</b>	<b>5</b>	<b>3-24</b>	<b>1-0</b>	<b>2</b>	<b>0</b>	<b>0</b>	<b>0-0</b>	<b>0-0</b>	<b>0</b>	<b>8</b>	<b>0</b>	<b>2-15</b>	<b>0-0</b>	<b>1</b>	<b>14</b>	<b>4</b>	<b>0-0</b>	<b>0-0</b>	<b>3</b>	<b>120</b>	<b>131</b>	<b>8.5-47</b>	<b>0-0</b>	<b>5</b>	<b>26</b>	<b>4</b>	<b>0-0</b>	<b>0-0</b>	<b>6</b>

		J.Hawkins					M.Hyde					D.Jones					D.Lowry					B.Martinez					C.Matthews				
		UT	A	Sk	Int	PD	UT	A	Sk	Int	PD	UT	A	Sk	Int	PD	UT	A	Sk	Int	PD	UT	A	Sk	Int	PD	UT	A	Sk	Int	PD
9/11	at Jax			(Inactive)			1	0	0-0	0-0	0	0	0	0-0	0-0	0	0	0	0-0	0-0	0	5	4	0-0	0-0	0	3	1	1-10	0-0	0
9/18	at Min			(Inactive)			1	2	0-0	0-0	0	2	1	0-0	0-0	0	0	0	0-0	0-0	0	5	1	0-0	0-0	1	3	0	1-7	0-0	0
9/25	Det	0	0	0-0	0-0	1	10	0	0-0	0-0	1	(Inactive)					2	0	0-0	0-0	0	5	0	0-0	0-0	0	(Inactive)				
10/9	NYG	0	0	0-0	0-0	0	7	3	1-6	0-0	0	1	1	0-0	0-0	0	0	1	0-0	0-0	0	2	1	0-0	0-0	0	3	0	1-3	0-0	0
10/16	Dal	0	0	0-0	0-0	0	2	0	0-0	0-0	0	4	1	0-0	0-0	0	0	0	0-0	0-0	0	3	3	0-0	0-0	0	1	1	0-0	0-0	0
10/20	Chi	0	0	0-0	0-0	0	2	1	0-0	0-0	1	0	0	0-0	0-0	1	0	0	0-0	0-0	0	2	2	0-0	1-4	1	3	1	0-0	0-0	0
10/30	at Atl	0	0	0-0	0-0	0	2	0	0-0	0-0	0	0	1	0-0	0-0	0	0	0	0-0	0-0	0	4	1	0-0	0-0	1	(Inactive)				
11/6	Ind	0	0	0-0	0-0	0	3	0	0-0	0-0	0	0	0	0-0	0-0	1	0	1	0-0	0-0	0	5	1	0-0	0-0	1	(Inactive)				
11/13	at Ten																														
11/20	at Was																														
11/28	at Phi																														
12/4	Hou																														
12/11	Sea																														
12/18	at Chi																														
12/24	Min																														
1/1	at Det																														
<b>SEASON</b>		<b>0</b>	<b>0</b>	<b>0-0</b>	<b>0-0</b>	<b>1</b>	<b>28</b>	<b>6</b>	<b>1-6</b>	<b>0-0</b>	<b>2</b>	<b>7</b>	<b>4</b>	<b>0-0</b>	<b>0-0</b>	<b>2</b>	<b>2</b>	<b>2</b>	<b>0-0</b>	<b>0-0</b>	<b>0</b>	<b>31</b>	<b>13</b>	<b>0-0</b>	<b>1-4</b>	<b>4</b>	<b>13</b>	<b>3</b>	<b>3-20</b>	<b>0-0</b>	<b>0</b>
<b>CAREER</b>		<b>0</b>	<b>0</b>	<b>0-0</b>	<b>0-0</b>	<b>1</b>	<b>158</b>	<b>37</b>	<b>4-26</b>	<b>5-45</b>	<b>25</b>	<b>49</b>	<b>36</b>	<b>8-55</b>	<b>1-18</b>	<b>7</b>	<b>2</b>	<b>2</b>	<b>0-0</b>	<b>0-0</b>	<b>0</b>	<b>31</b>	<b>13</b>	<b>0-0</b>	<b>1-4</b>	<b>4</b>	<b>343</b>	<b>146</b>	<b>70.5-438</b>	<b>6-191</b>	<b>35</b>

## INDIVIDUAL STATISTICS, DEFENSE

	M.Pennel					J.Peppers					N.Perry					B.Price					D.Randall					C.Ringo							
	UT	A	Sk	Int	PD	UT	A	Sk	Int	PD	UT	A	Sk	Int	PD	UT	A	Sk	Int	PD	UT	A	Sk	Int	PD	UT	A	Sk	Int	PD			
9/11	at	Jax	(Reserve/Suspended)			0	1	0-0	0-0	0	3	0	1-2	0-0	0						5	2	0-0	0-0	2	1	0	0-0	0-0	0			
9/18	at	Min	(Reserve/Suspended)			2	0	1.5-11.5	0-0	0	1	4	0.5-4.5	0-0	0						2	0	0-0	0-0	0	0	0	0-0	0-0	0			
9/25		Det	(Reserve/Suspended)			1	1	0-0	0-0	0	8	1	2-8	0-0	1	0	0	0-0	0-0	0	2	0	0-0	1-44	1	0	3	0-0	0-0	0			
10/9		NYG	(Reserve/Suspended)			1	0	0-0	0-0	1	3	1	1-6	0-0	0																		
10/16		Dal		1	1	0-0	0-0	0			4	1	0-0	0-0	0						2	0	0-0	0-0	0								
10/20		Chi		0	2	0-0	0-0	1			5	1	1-10	1-0	1											0	0	0-0	0-0	0			
10/30	at	Atl		0	1	0-0	0-0	0			1	2	0-0	0-0	1										0	0	0-0	0-0	0				
11/6		Ind		0	0	0-0	0-0	0			2	0	0-0	0-0	0																		
11/13	at	Ten																															
11/20	at	Was																															
11/28	at	Phi																															
12/4		Hou																															
12/11		Sea																															
12/18	at	Chi																															
12/24		Min																															
1/1	at	Det																															
<b>SEASON</b>				<b>1</b>	<b>4</b>	<b>0-0</b>	<b>0-0</b>	<b>1</b>	<b>8</b>	<b>3</b>	<b>3.5-17.5</b>	<b>0-0</b>	<b>2</b>	<b>25</b>	<b>13</b>	<b>6-33.5</b>	<b>1-0</b>	<b>3</b>	<b>0</b>	<b>0</b>	<b>0-0</b>	<b>0-0</b>	<b>0</b>	<b>12</b>	<b>2</b>	<b>0-0</b>	<b>1-44</b>	<b>3</b>	<b>1</b>	<b>3</b>	<b>0-0</b>	<b>0-0</b>	<b>0</b>
<b>CAREER</b>				<b>30</b>	<b>28</b>	<b>1-0</b>	<b>0-0</b>	<b>1</b>	<b>586</b>	<b>232</b>	<b>139.5-843.5</b>	<b>11-293</b>	<b>65</b>	<b>109</b>	<b>59</b>	<b>18.5-133</b>	<b>1-0</b>	<b>7</b>	<b>0</b>	<b>0</b>	<b>0-0</b>	<b>0-0</b>	<b>0</b>	<b>62</b>	<b>11</b>	<b>0-0</b>	<b>4-91</b>	<b>19</b>	<b>1</b>	<b>3</b>	<b>0-0</b>	<b>0-0</b>	<b>0</b>

	Q.Rollins					J.Ryan					S.Shields					J.Thomas					J.Whitehead												
	UT	A	Sk	Int	PD	UT	A	Sk	Int	PD	UT	A	Sk	Int	PD	UT	A	Sk	Int	PD	UT	A	Sk	Int	PD								
9/11	at	Jax		1	1	0-0	0-0	2			4	4	0-0	0-0	1	4	1	0-0	0-0	0	2	1	0-0	1-9	1								
9/18	at	Min		0	1	0-0	0-0	0			6	3	0-0	0-0	1						5	0	0-0	0-0	0								
9/25		Det		0	1	0-0	0-0	0			5	3	0-0	0-0	0						3	0	0-0	0-0	2								
10/9		NYG		3	1	0-0	0-0	2			5	1	0-0	0-0	0						1	1	0-0	0-0	1								
10/16		Dal	(Inactive)								4	2	0-0	0-0	0						0	0	0-0	0-0	0								
10/20		Chi	(Inactive)								3	2	0-0	0-0	0						0	0	0-0	0-0	0								
10/30	at	Atl	(Inactive)								10	0	0-0	0-0	0						4	1	0-0	0-0	0	0	0	0-0	0-0	0			
11/6		Ind		2	0	0-0	0-0	0			8	1	0-0	0-0	1						3	0	0-0	0-0	0	0	0	0-0	0-0	0			
11/13	at	Ten																															
11/20	at	Was																															
11/28	at	Phi																															
12/4		Hou																															
12/11		Sea																															
12/18	at	Chi																															
12/24		Min																															
1/1	at	Det																															
<b>SEASON</b>				<b>6</b>	<b>4</b>	<b>0-0</b>	<b>0-0</b>	<b>4</b>	<b>45</b>	<b>16</b>	<b>0-0</b>	<b>0-0</b>	<b>3</b>	<b>4</b>	<b>1</b>	<b>0-0</b>	<b>0-0</b>	<b>0</b>	<b>18</b>	<b>3</b>	<b>0-0</b>	<b>1-9</b>	<b>4</b>	<b>0</b>	<b>0</b>	<b>0-0</b>	<b>0-0</b>	<b>0</b>	<b>0</b>	<b>0</b>	<b>0-0</b>	<b>0-0</b>	<b>0</b>
<b>CAREER</b>				<b>31</b>	<b>14</b>	<b>1-11</b>	<b>2-48</b>	<b>13</b>	<b>77</b>	<b>31</b>	<b>0-0</b>	<b>0-0</b>	<b>3</b>	<b>209</b>	<b>47</b>	<b>1-8</b>	<b>18-180</b>	<b>90</b>	<b>34</b>	<b>11</b>	<b>1-2</b>	<b>1-9</b>	<b>6</b>	<b>0</b>	<b>0</b>	<b>0-0</b>	<b>0-0</b>	<b>0</b>	<b>0</b>	<b>0</b>	<b>0-0</b>	<b>0-0</b>	<b>0</b>

### DEFENSIVE FUMBLE STATISTICS

#### FORCED FUMBLES (4)

H.Clinton-Dix - (1) at Jacksonville, Sept. 11 (A.Robinson)  
 L.Gunter - (1) at Minnesota, Sept. 18 (A.Thielen)  
 K.Fackrell - (1) vs. N.Y. Giants, Oct. 9 (E.Manning)  
 J.Peppers - (1) vs. Dallas, Oct. 16 (D.Prescott)

#### FUMBLE RECOVERIES (2)

K.Clark - (1) vs. N.Y. Giants, Oct. 9 (E.Manning)  
 J.Thomas - (1) vs. Dallas, Oct. 16 (D.Prescott)

## INDIVIDUAL STATISTICS, DEFENSE

### QUARTERBACK SACKS (21-136)

9/11	at	Jacksonville:	(3-20)	M.Burnett 1-8, C.Matthews 1-10, N.Perry 1-2.
9/18	at	Minnesota:	(4-32)	J.Peppers 1.5-11.5, M.Daniels 1-9, C.Matthews 1-7, N.Perry 0.5-4.5.
9/25		Detroit:	(3-17)	N.Perry 2-8, K.Fackrell 1-9.
10/9		N.Y. Giants:	(4-21)	K.Fackrell 1-6, M.Hyde 1-6, C.Matthews 1-3, N.Perry 1-6.
10/16		Dallas:	(2-14)	J.Peppers 1-4, Team 1-10.
10/20		Chicago:	(1-10)	N.Perry 1-10.
10/30	at	Atlanta:	(2-11)	M.Daniels 1-9, J.Peppers 1-2.
11/6		Indianapolis:	(2-11)	M.Burnett 1-5, H.Clinton-Dix 0.5-3, N.Perry 0.5-3.
11/13	at	Tennessee:		
11/20	at	Washington:		
11/28	at	Philadelphia:		
12/4		Houston:		
12/11		Seattle:		
12/18	at	Chicago:		
12/24		Minnesota:		
1/1	at	Detroit:		

**SEASON TOTALS: (21-136) N.Perry 6-33.5, J.Peppers 3.5-17.5, C.Matthews 3-20, M.Daniels 2-18, K.Fackrell 2-15, M.Burnett 2-13, M.Hyde 1-6, H.Clinton-Dix 0.5-3, Team 1-10.**

### QUARTERBACK HITS (52)

9/11	at	Jacksonville:	(7)	N.Perry 4, M.Daniels 1, D.Jones 1, C.Matthews 1.
9/18	at	Minnesota:	(12)	M.Daniels 4, J.Peppers 4, C.Matthews 2, N.Perry 2.
9/25		Detroit:	(4)	M.Daniels 2, M.Hyde 1, N.Perry 1.
10/9		N.Y. Giants:	(7)	C.Matthews 3, N.Perry 3, K.Fackrell 1.
10/16		Dallas:	(2)	L.Guion 1, D.Jones 1.
10/20		Chicago:	(9)	C.Matthews 3, D.Jones 2, J.Peppers 2, M.Daniels 1, D.Lowry 1.
10/30	at	Atlanta:	(3)	M.Daniels 2, D.Jones 1.
11/6		Indianapolis:	(8)	M.Daniels 2, M.Hyde 2, B.Martinez 1, M.Pennel 1, J.Peppers 1, J.Ryan 1.
11/13	at	Tennessee:		
11/20	at	Washington:		
11/28	at	Philadelphia:		
12/4		Houston:		
12/11		Seattle:		
12/18	at	Chicago:		
12/24		Minnesota:		
1/1	at	Detroit:		

**SEASON TOTALS: (52) M.Daniels 12, N.Perry 10, C.Matthews 9, J.Peppers 7, D.Jones 5, M.Hyde 3, K.Fackrell 1, L.Guion 1, D.Lowry 1, B.Martinez 1, M.Pennel 1, J.Ryan 1.**

### PASSES DEFENSED (50)

9/11	at	Jacksonville:	(7)	D.Randall 2, Q.Rollins 2, H.Clinton-Dix 1, J.Ryan 1, J.Thomas 1.
9/18	at	Minnesota:	(4)	M.Burnett 1, K.Clark 1, B.Martinez 1, J.Ryan 1.
9/25		Detroit:	(7)	J.Thomas 2, L.Gunter 1, J.Hawkins 1, M.Hyde 1, N.Perry 1, D.Randall 1.
10/9		N.Y. Giants:	(8)	Q.Rollins 2, M.Burnett 1, M.Daniels 1, L.Guion 1, L.Gunter 1, J.Peppers 1, J.Thomas 1.
10/16		Dallas:	(3)	M.Burnett 2, D.Goodson 1.
10/20		Chicago:	(9)	L.Gunter 2, M.Burnett 1, M.Hyde 1, D.Jones 1, B.Martinez 1, M.Pennel 1, J.Peppers 1, N.Perry 1.
10/30	at	Atlanta:	(5)	L.Gunter 2, D.Goodson 1, B.Martinez 1, N.Perry 1.
11/6		Indianapolis:	(7)	H.Clinton-Dix 2, M.Burnett 1, K.Fackrell 1, D.Jones 1, B.Martinez 1, J.Ryan 1.
11/13	at	Tennessee:		
11/20	at	Washington:		
11/28	at	Philadelphia:		
12/4		Houston:		
12/11		Seattle:		
12/18	at	Chicago:		
12/24		Minnesota:		
1/1	at	Detroit:		

**SEASON TOTALS: (50) M.Burnett 6, L.Gunter 6, B.Martinez 4, Q.Rollins 4, J.Thomas 4, H.Clinton-Dix 3, N.Perry 3, D.Randall 3, J.Ryan 3, D.Goodson 2, M.Hyde 2, D.Jones 2, J.Peppers 2, K.Clark 1, M.Daniels 1, K.Fackrell 1, L.Guion 1, J.Hawkins 1, M.Pennel 1.**

# INDIVIDUAL STATISTICS, SPECIAL TEAMS

## PUNTING

		J.Schum							
		No	Yds	Avg	TB	In20	Lg	Bk	Net
9/11	at Jax	4	184	46.0	0	0	56	0	42.5
9/18	at Min	5	193	38.6	0	1	44	0	38.6
9/25	Det	2	83	41.5	0	1	43	0	33.5
10/9	NYG	4	146	36.5	0	0	42	0	35.0
10/16	Dal	1	47	47.0	0	1	47	0	47.0
10/20	Chi	1	46	46.0	0	0	46	0	46.0
10/30	at Atl	3	163	54.3	1	0	58	0	38.3
11/6	Ind	4	193	48.3	0	2	65	0	47.5
11/13	at Ten								
11/20	at Was								
11/28	at Phi								
12/4	Hou								
12/11	Sea								
12/18	at Chi								
12/24	Min								
1/1	at Det								
<b>SEASON</b>		<b>24</b>	<b>1055</b>	<b>44.0</b>	<b>1</b>	<b>5</b>	<b>65</b>	<b>0</b>	<b>40.3</b>
<b>CAREER</b>		<b>80</b>	<b>3403</b>	<b>42.5</b>	<b>5</b>	<b>20</b>	<b>65</b>	<b>0</b>	<b>38.7</b>

## KICKING

		M.Crosby			Kickoffs			
		FG	PAT	Pts	No. Ret	TB	Pct	OB
9/11	at Jax	2/2	3/3	9	2	4	66.7	0
9/18	at Min	0/0	2/2	2	2	1	33.3	0
9/25	Det	2/2	4/4	10	4	3	42.9	0
10/9	NYG	3/3	2/2	11	4	1	20.0	0
10/16	Dal	3/3	1/1	10	1	3	75.0	0
10/20	Chi	2/3	2/3	8	2	4	66.7	0
10/30	at Atl	1/1	3/3	6	1	4	80.0	0
11/6	Ind	2/3	2/2	8	2	4	66.7	0
11/13	at Ten							
11/20	at Was							
11/28	at Phi							
12/4	Hou							
12/11	Sea							
12/18	at Chi							
12/24	Min							
1/1	at Det							
<b>SEASON</b>		<b>15/17</b>	<b>19/20</b>	<b>64</b>	<b>18</b>	<b>24</b>	<b>57.1</b>	<b>0</b>
<b>CAREER</b>		<b>251/313</b>	<b>456/461</b>	<b>1209</b>	<b>559</b>	<b>250</b>	<b>30.4</b>	<b>15</b>

**ADDITIONAL KICKOFFS:**

## ON-SIDE KICK RECOVERIES

**OWN KICKS (0/1)**

Failed - J.Witten vs. Dal (Oct. 16).

**OPPONENT KICKS (0/0)**

## BLOCKED KICKS

**PACKERS (0)**

**BLOCKED PUNTS**

**BLOCKED FIELD GOALS**

**BLOCKED PATs**

**OPPONENTS (1)**

(1) vs. Chicago, Oct. 20 (A.Hicks)

## KICKOFF

		T.Montgomery					J.Janis				
		No	Yds	Avg	Lg	TD	No	Yds	Avg	Lg	TD
9/11	at Jax	1	14	14.0	14	0	0	0	--	--	0
9/18	at Min	1	21	21.0	21	0	0	0	--	--	0
9/25	Det	1	24	24.0	24	0	0	0	--	--	0
10/9	NYG	1	24	24.0	24	0	1	18	18.0	18	0
10/16	Dal	2	64	32.0	40	0	0	0	--	--	0
10/20	Chi	0	0	--	--	0	1	17	17.0	17	0
10/30	at Atl			(Inactive)			0	0	--	--	0
11/6	Ind	0	0	--	--	0	0	0	--	--	0
11/13	at Ten										
11/20	at Was										
11/28	at Phi										
12/4	Hou										
12/11	Sea										
12/18	at Chi										
12/24	Min										
1/1	at Det										
<b>SEASON</b>		<b>6</b>	<b>147</b>	<b>24.5</b>	<b>40</b>	<b>0</b>	<b>2</b>	<b>35</b>	<b>17.5</b>	<b>18</b>	<b>0</b>
<b>CAREER</b>		<b>13</b>	<b>365</b>	<b>28.1</b>	<b>46</b>	<b>0</b>	<b>16</b>	<b>441</b>	<b>27.6</b>	<b>70</b>	<b>0</b>

**ADDITIONAL KICKOFF RETURNS:** K.Davis 1-18 vs. Chi (Oct. 20), T.Davis 3-64 vs. Ind (Nov. 6).

## PUNT RETURNS

		M.Hyde					T.Davis						
		No	Yds	Avg	FC	Lg	TD	No	Yds	Avg	FC	Lg	TD
9/11	at Jax	0	0	--	0	--	0			(Inactive)			
9/18	at Min	0	0	--	4	--	0	0	0	--	1	--	0
9/25	Det	0	0	--	0	--	0	1	1	1.0	1	1	0
10/9	NYG	0	0	--	0	--	0	1	3	3.0	2	3	0
10/16	Dal	0	0	--	0	--	0	1	25	25.0	1	25	0
10/20	Chi	0	0	--	0	--	0	1	6	6.0	4	6	0
10/30	at Atl	0	0	--	0	--	0	2	60	30.0	0	55	0
11/6	Ind	0	0	--	0	--	0	1	8	8.0	2	8	0
11/13	at Ten												
11/20	at Was												
11/28	at Phi												
12/4	Hou												
12/11	Sea												
12/18	at Chi												
12/24	Min												
1/1	at Det												
<b>SEASON</b>		<b>0</b>	<b>0</b>	<b>--</b>	<b>4</b>	<b>--</b>	<b>0</b>	<b>7</b>	<b>103</b>	<b>14.7</b>	<b>11</b>	<b>55</b>	<b>0</b>
<b>CAREER</b>		<b>65</b>	<b>674</b>	<b>10.4</b>	<b>38</b>	<b>93t</b>	<b>3</b>	<b>7</b>	<b>103</b>	<b>14.7</b>	<b>11</b>	<b>55</b>	<b>0</b>

**ADDITIONAL PUNT RETURNS:** D.Randall 1-2 at Min (Sept. 18).

## SPECIAL TEAMS FUMBLE STATISTICS

**FORCED FUMBLES (0)**

**FUMBLE RECOVERIES (0)**



# DRIVE STATISTICS

## PACKERS SCORING DRIVES (game-by-game)

Date	Opponent	Plays	Yards	Time	Result	Qtr	Scoring Play	Quarterback
9/11	at Jacksonville	6	29	3:05	TD	1	A.Rodgers 6 run	A.Rodgers
9/11	at Jacksonville	9	75	4:43	TD	2	A.Rodgers 6 pass to J.Nelson	A.Rodgers
9/11	at Jacksonville	5	75	0:56	TD	2	A.Rodgers 29 pass to D.Adams	A.Rodgers
9/11	at Jacksonville	13	68	4:48	FG	3	M.Crosby 25 field goal	A.Rodgers
9/11	at Jacksonville	16	73	9:14	FG	4	M.Crosby 20 field goal	A.Rodgers
9/18	at Minnesota	5	52	3:08	TD	1	A.Rodgers 1 pass to J.Nelson	A.Rodgers
9/18	at Minnesota	10	75	4:30	TD	4	A.Rodgers 10 run	A.Rodgers
9/25	vs. Detroit	8	75	3:38	TD	1	A.Rodgers 14 pass to D.Adams	A.Rodgers
9/25	vs. Detroit	4	60	1:44	TD	1	A.Rodgers 8 pass to J.Nelson	A.Rodgers
9/25	vs. Detroit	2	67	0:47	TD	2	A.Rodgers 2 pass to R.Rodgers	A.Rodgers
9/25	vs. Detroit	4	7	0:59	FG	2	M.Crosby 36 field goal	A.Rodgers
9/25	vs. Detroit	7	67	3:53	TD	2	A.Rodgers 17 pass to J.Nelson	A.Rodgers
9/25	vs. Detroit	9	47	5:09	FG	3	M.Crosby 46 field goal	A.Rodgers
10/9	vs. N.Y. Giants	16	75	8:42	TD	1	A.Rodgers 2 pass to J.Nelson	A.Rodgers
10/9	vs. N.Y. Giants	5	80	2:20	TD	2	A.Rodgers 29 pass to D.Adams	A.Rodgers
10/9	vs. N.Y. Giants	4	5	1:15	FG	2	M.Crosby 44 field goal	A.Rodgers
10/9	vs. N.Y. Giants	9	65	4:46	FG	4	M.Crosby 33 field goal	A.Rodgers
10/9	vs. N.Y. Giants	13	73	6:22	FG	4	M.Crosby 25 field goal	A.Rodgers
10/16	vs. Dallas	9	56	4:52	FG	1	M.Crosby 37 field goal	A.Rodgers
10/16	vs. Dallas	9	45	4:08	FG	2	M.Crosby 43 field goal	A.Rodgers
10/16	vs. Dallas	4	0	0:32	FG	4	M.Crosby 34 field goal	A.Rodgers
10/16	vs. Dallas	9	75	3:33	TD	4	A.Rodgers 6 pass to R.Cobb	A.Rodgers
10/20	vs. Chicago	13	53	5:19	FG	1	M.Crosby 32 field goal	A.Rodgers
10/20	vs. Chicago	10	53	1:39	FG	2	M.Crosby 40 field goal	A.Rodgers
10/20	vs. Chicago	13	85	5:19	TD	3	A.Rodgers 5 pass to D.Adams	A.Rodgers
10/20	vs. Chicago	8	88	4:40	TD	4	A.Rodgers 4 pass to D.Adams	A.Rodgers
10/20	vs. Chicago	13	74	8:33	TD	4	A.Rodgers 2 pass to R.Cobb	A.Rodgers
10/30	at Atlanta	6	75	3:33	TD	1	A.Rodgers 5 pass to J.Nelson	A.Rodgers
10/30	at Atlanta	14	75	7:35	TD	2	A.Rodgers 4 pass to G.Allison	A.Rodgers
10/30	at Atlanta	4	15	1:24	TD	2	A.Rodgers 9 pass to T.Davis	A.Rodgers
10/30	at Atlanta	4	64	0:27	FG	2	M.Crosby 29 field goal	A.Rodgers
10/30	at Atlanta	13	86	8:33	TD	4	A.Rodgers 7 pass to J.Janis	A.Rodgers
11/6	vs. Indianapolis	9	53	4:01	FG	1	M.Crosby 34 field goal	A.Rodgers
11/6	vs. Indianapolis	4	47	1:25	TD	1	A.Rodgers 26 pass to J.Nelson	A.Rodgers
11/6	vs. Indianapolis	10	65	5:38	FG	3	M.Crosby 27 field goal	A.Rodgers
11/6	vs. Indianapolis	6	75	1:55	TD	4	A.Rodgers 2 pass to D.Adams	A.Rodgers
11/6	vs. Indianapolis	7	80	1:59	TD	4	A.Rodgers 3 pass to R.Cobb	A.Rodgers

## Scoring-Drive Length, Regular Season

Length (minus)	Packers		Opponent	
	TD	FG	TD	FG
0-9	0	0	0	0
10-19	1	0	0	1
20-29	1	0	0	1
30-39	0	0	0	2
40-49	1	2	1	5
50-59	1	4	1	7
60-69	3	4	3	0
70-79	10	2	9	0
80-89	5	0	2	0
90-99	0	0	2	0
<b>SEASON</b>	<b>22</b>	<b>15</b>	<b>18</b>	<b>16</b>

## Possessions at a glance

Reg. Season	No.	Avg. Snaps	*3-Plays & Out	Snaps/ TD
Packers	86	6.1	16	23.8
Opponent	81	5.9	14	26.4

\*—less if turnover, no first downs or score

## Game-Opening Drives

Game	Opponent	Packers			Opponent		
		Pts	FD	Yds	Pts	FD	Yds
9/11	at Jax	7	2	29	0	1	13
9/18	at Min	0	0	3	0	1	17
9/25	Det	7	3	75	3	4	52
10/9	NYG	7	6	75	0	1	18
10/16	Dal	3	4	56	7	5	75
10/20	Chi	3	3	53	0	0	5
10/30	at Atl	7	3	75	3	3	57
11/6	Ind	3	3	53	0	0	5
11/13	at Ten						
11/20	at Was						
11/28	at Phi						
12/4	Hou						
12/11	Sea						
12/18	at Chi						
12/24	Min						
1/1	at Det						
<b>SEASON</b>		<b>37</b>	<b>24</b>	<b>419</b>	<b>13</b>	<b>15</b>	<b>238</b>

## Second-Half Opening Drives

Game	Opponent	Packers			Opponent		
		Pts	FD	Yds	Pts	FD	Yds
9/11	at Jax	3	3	68	3	2	54
9/18	at Min	0	0	9	0	2	26
9/25	Det	3	3	47	7	5	77
10/9	NYG	0	0	5	0	1	14
10/16	Dal	0	2	29	3	2	47
10/20	Chi	0	0	-14	0	2	16
10/30	at Atl	0	2	20	7	6	80
11/6	Ind	0	4	42	0	0	7
11/13	at Ten						
11/20	at Was						
11/28	at Phi						
12/4	Hou						
12/11	Sea						
12/18	at Chi						
12/24	Min						
1/1	at Det						
<b>SEASON</b>		<b>6</b>	<b>14</b>	<b>206</b>	<b>20</b>	<b>20</b>	<b>321</b>

# DRIVE STATISTICS

## YARDS-GAINED ANALYSIS, REGULAR SEASON

	1st Down . . . . .			2nd Down. . . . .			3rd Down. . . . .			4th Down. . . . .			Season . . . . .			By Quarter . . . . .				By Half . . . . .		
	Att	Yds	Avg	Att	Yds	Avg	Att	Yds	Avg	Att	Yds	Avg	Att	Yds	Avg	1st	2nd	3rd	4th	1st	2nd	OT
Packers	237	1157	4.9	174	974	5.6	107	651	6.1	6	19	3.2	524	2801	5.3	759	618	731	693	1377	1424	0
Opponents	212	1209	5.7	156	779	5.0	98	572	5.8	9	46	5.1	475	2606	5.5	517	959	480	650	1476	1130	0

## DRIVE ENGINEERING, REGULAR SEASON

QB	Drives	Drives ended by . . . . .					BLK	DOWN	TO	SAF	CLK	Points Yielded
	Started	TD	FG	MFG	PUNT							
A.Rodgers	86	22	15	2	24	0	4	11	0	8	198	
<b>Packers</b>	<b>86</b>	<b>22</b>	<b>15</b>	<b>2</b>	<b>24</b>	<b>0</b>	<b>4</b>	<b>11</b>	<b>0</b>	<b>8</b>	<b>198</b>	
<b>Opponents</b>	<b>81</b>	<b>18</b>	<b>16</b>	<b>1</b>	<b>30</b>	<b>0</b>	<b>2</b>	<b>9</b>	<b>0</b>	<b>5</b>	<b>173</b>	

## RED-ZONE EFFICIENCY

	Regular Season	
	Packers	Opponent
Times Penetrated Opponent 20 . . . . .	34	21
Total Scores . . . . .	30	20
Touchdowns. . . . .	19	12
Field Goals-Attempts . . . . .	11-12	7-7
Touchdown Percentage . . . . .	.559	.571
Scoring Percentage. . . . .	.882	.952
Turnovers . . . . .	1	0
Downs . . . . .	2	1
Missed Field Goals . . . . .	1	0
Time Ran Out . . . . .	0	0
Ended Not Trying To Score . . . . .	0	0
Scores From Outside The 20 . . . . .	7	14
Touchdowns. . . . .	3	6
Field Goals . . . . .	4	8

## AVERAGE FIELD POSITION

	Regular Season	
	Packers	Opponent
Drives Started . . . . .	86	71
Average Field Position . . . . .	GB28	OPP29
Drives Started in Plus Territory. . . . .	8	5
Scores . . . . .	6	3
Touchdowns. . . . .	3	1
Field Goals . . . . .	3	2
Missed Field Goals . . . . .	2	0
Blocked Field Goals . . . . .	0	0
Punts . . . . .	0	0
Turnovers. . . . .	0	1
Turnover on Downs . . . . .	0	0
Ran Out Clock. . . . .	0	1
Did Not Attempt to Score. . . . .	0	1
Drives Started Inside Own 20. . . . .	21	13

## GOAL-TO-GO SITUATIONS, REGULAR SEASON

	Summary . . . . .							GTG Plays . . . . .		Pct	
	Total	TD	Pct	FG	MFG	TO	CLK	DOWN	Plays		TD
Packers	18	12	.667	4	0	1	0	1	44	12	.272
Opponents	9	8	.889	1	0	0	0	0	20	8	.400

## 2016 SUPERLATIVES

### LONGEST REGULAR-SEASON RETURNS

#### Packers

Type	Yards	Opp. Date	Player
Punt	55	at Atl, Oct. 30	T.Davis
Interception	44	vs. Det, Sept. 25	D.Randall
Kickoff	40	vs. Dal, Oct. 16	T.Montgomery
Kickoff	26	vs. Ind, Nov. 6	T.Davis
Punt	25	vs. Dal, Oct. 16	T.Davis

No. of returns 20-plus yards in length: 11  
 No. of returns 40-plus yards in length: 3

#### Opponent

Type	Yards	Opp. Date	Player
Kickoff	99t	vs. Ind, Nov. 6	J.Todman
Kickoff	61	vs. Ind, Nov. 6	J.Todman
Kickoff	42	vs. NYG, Oct. 9	D.Harris
Kickoff	37	at Min, Sept. 18	C.Patterson
Kickoff	37	vs. NYG, Oct. 9	B.Rainey

No. of returns 20-plus yards in length: 15  
 No. of returns 40-plus yards in length: 3

### LONGEST REGULAR-SEASON PLAYS FROM SCRIMMAGE

#### Packers

Yards	Opp.	Play
58	at Atl	A.Rodgers to J.Nelson
49	vs. Det	A.Rodgers to J.Nelson
40	vs. Ind	A.Rodgers to D.Adams
39	at Min	A.Rodgers to J.Nelson
33	vs. Det	A.Rodgers to R.Cobb

#### Long run:

31	vs. NYG	E.Lacy
30	vs. Chi	T.Montgomery
28	at Jax	E.Lacy
25	vs. Det	E.Lacy
25	vs. Dal	E.Lacy

No. plays 20-plus yards: 31  
 No. plays 40-plus yards: 3

#### Opponent

Yards	Opp.	Play
73t	vs. Det	M.Stafford to M.Jones
47t	at Atl	M.Ryan to T.Gabriel
46	at Min	S.Bradford to S.Diggs
44	at Min	S.Bradford to S.Diggs
42	vs. Dal	D.Prescott to T.Williams

#### Long run:

29	vs. Dal	E.Elliott
26	vs. Dal	L.Whitehead
26	at Atl	T.Ward
25	vs. Dal	E.Elliott
24	vs. Chi	K.Carey

No. plays 20-plus yards: 32  
 No. plays 40-plus yards: 5

## MISCELLANEOUS

### WEEKLY INACTIVES

9/11	at Jacksonville:	C.Banjo, J.Callahan, T.Davis, J.Elliott, J.Hawkins, K.Murphy, J.Pressley.
9/18	at Minnesota:	C.Banjo, J.Callahan, J.Elliott, J.Hawkins, K.Murphy, S.Shields.
9/25	Detroit:	M.Burnett, J.Callahan, L.Guion, D.Jones, C.Matthews, K.Murphy, S.Shields.
10/9	N.Y. Giants:	J.Callahan, J.Cook, K.Murphy, B.Price, D.Randall, C.Ringo, S.Shields.
10/16	Dallas:	C.Banjo, J.Cook, K.Murphy, C.Ringo, Q.Rollins, S.Shields, J.Starks.
10/20	Chicago:	J.Abbrederis, C.Banjo, J.Cook, K.Murphy, D.Randall, Q.Rollins, J.Starks.
10/30	at Atlanta:	R.Cobb, J.Cook, C.Matthews, T.Montgomery, D.Randall, Q.Rollins, J.Starks
11/6	Indianapolis:	J.Cook, C.Matthews, K.Murphy, D.Randall, C.Ringo, J.Starks, J.Tretter.
11/13	at Tennessee:	
11/20	at Washington:	
11/28	at Philadelphia:	
12/4	Houston:	
12/11	Seattle:	
12/18	at Chicago:	
12/24	Minnesota:	
1/1	at Detroit:	

**SEASON TOTALS:** K.Murphy (7), J.Cook (5), C.Banjo (4), J.Callahan (4), D.Randall (4), S.Shields (4), J.Starks (4), C.Matthews (3), C.Ringo (3), Q.Rollins (3), J.Elliott (2), J.Hawkins (2), J.Abbrederis (1), M.Burnett (1), R.Cobb (1), T.Davis (1), L.Guion (1), D.Jones (1), T.Montgomery (1), J.Pressley (1), B.Price (1), J.Tretter (1).

### TIME SPENT IN THE LEAD

Opponent	In Lead	Packers Trailing
9/11 at Jax.....	38:05	5:39
9/18 at Min.....	10:25	30:27
9/25 Det.....	56:22	0:00
10/9 NYG.....	51:18	0:00
10/16 Dal.....	0:00	55:03
10/20 Chi.....	31:55	5:19
10/30 at Atl.....	28:29	26:12
11/6 Ind.....	0:00	59:47
11/13 at Ten		
11/20 at Was		
11/28 at Phi		
12/4 Hou		
12/11 Sea		
12/18 at Chi		
12/24 Min		
1/1 at Det		
<b>SEASON</b> .....	<b>3:36:34</b>	<b>3:02:27</b>
<b>SEASON AVG</b> . . . . .	<b>.27:04</b>	<b>22:48</b>

### TWO-POINT CONVERSIONS

#### REGULAR SEASON

**Packers (1-2):** A.Rodgers run at Atl (Oct. 30).  
**Opponent (0-1):**

### NON-OFFENSIVE SCORES

#### REGULAR SEASON

##### Packers (0):

**Opponent (2):** L.Floyd fumble recovery in end zone vs. Chi, Oct. 20; J.Todman 99-yard kickoff return vs. Ind, Nov. 6.

# PENALTIES AND REPLAY CHALLENGES

## **PENALTY STATISTICS**

	Regular Season	
	Packers	Opponent
Times Penalized after Offensive Gain . . . . .	8	9
Gains Wiped Out, Offensive Penalties . . . . .	20	89
Touchdowns Cost . . . . .	1	0
Field Goals Cost . . . . .	0	0
First Downs Lost . . . . .	3	4
Intentional-Grounding Penalties . . . . .	0	0
Defensive Pass Interference, Times Flagged . . . . .	5	8
Yards Given Up . . . . .	63	245
Defensive 3rd/4th Down Flags (kept drive alive) . . . . .	3	6
Kick/Punt Return Penalties . . . . .	4	3
Return Yards Wiped Out . . . . .	39	24

**Touchdowns nullified — GREEN BAY (1):** A.Rodgers 21-yard pass to R.Cobb vs. NYG (Oct. 9).

**OPPONENTS (0):**

## **2016 REGULAR-SEASON REPLAY CHALLENGES**

### **PACKERS (3/4)**

Date, Opp.	Initial Ruling	Ruling
9/11 at Jax	Jacksonville 11 men on field . . . . .	Penalty on Jax, Defensive 12 On Field, Reversed
10/20 vs. Chi	M.Barkley incomplete pass . . . . .	N.Perry sacks M.Barkley for -10 yards, Reversed
10/20 vs. Chi	M.Barkley 14 pass to Z.Miller, first down . . . . .	Upheld
10/30 at Atl	Atlanta 11 men on field . . . . .	Penalty on Atl, Defensive 12 On Field, Reversed

### **OPPONENTS (1/1)**

Date, Opp.	Initial Ruling	Ruling
10/20 vs. Chi	A.Rodgers 7 pass to T.Montgomery, first down . . . . .	Upheld

### **REPLAY ASSISTANT (0/3)**

*Last two minutes of the half, overtime, turnovers and scoring plays*

Date, Opp.	Initial Ruling	Ruling
10/9 vs. NYG	E.Manning 8 pass to O.Beckham, touchdown . . . . .	Upheld
10/16 vs. Dal	D.Prescott 1 pass to C.Beasley, touchdown . . . . .	Upheld
10/16 vs. Dal	T.Montgomery fumbles, recovered by R.Davis . . . . .	Upheld

## **2016 REGULAR-SEASON PENALTIES ACCEPTED (45)**

### **OFFENSE (16)**

**Delay of Game (3)** — A.Rodgers at Jax (Sept. 11), A.Rodgers at Jax (Sept. 11), A.Rodgers vs. Chi (Oct. 20)

**False Start (3)** — B.Bulaga vs. Chi (Oct. 20), J.Janis vs. Chi (Oct. 20), B.Bulaga at Atl (Oct. 30)

**Holding (6)** — R.Rodgers at Min (Sept. 18), T.Lang at Min (Sept. 18), J.Tretter vs. Det (Sept. 25), B.Bulaga vs. Det (Sept. 25), D.Bakhtiari vs. NYG (Oct. 9), D.Bakhtiari vs. Ind (Nov. 6)

**Ineligible Receiver Downfield (1)** — T.Lang vs. Chi (Oct. 20)

**Pass Interference (2)** — D.Adams at Min (Sept. 18), D.Adams vs. NYG (Oct. 9)

**Unsportsmanlike Conduct (1)** — J.Tretter at Min (Sept. 18)

### **DEFENSE (21)**

**Defensive 12 On Field (1)** — K.Fackrell vs. Dal (Oct. 16)

**Encroachment (1)** — L.Guion vs. Chi (Oct. 20)

**Face Mask (1)** — K.Brice at Atl (Oct. 30)

**Holding (3)** — M.Burnett at Jax (Sept. 11), L.Guion vs. Dal (Oct. 16), K.Brice vs. Ind (Nov. 6)

**Illegal Use of Hands (1)** — D.Jones vs. Dal (Oct. 16)

**Neutral Zone Infraction (1)** — M.Daniels vs. Ind (Nov. 6)

**Offside (5)** — M.Daniels at Jax (Sept. 11), C.Matthews vs. Dal (Oct. 16), D.Jones vs. Chi (Oct. 20), K.Fackrell at Atl (Oct. 30), J.Peppers vs. Ind (Nov. 6)

**Pass Interference (5)** — M.Burnett at Jax (Sept. 11), D.Randall at Min (Sept. 18), D.Goodson vs. Dal (Oct. 16), M.Hyde vs. Chi (Oct. 20), L.Gunter at Atl (Oct. 30)

**Roughing the Passer (2)** — M.Daniels at Min (Sept. 18), D.Jones at Atl (Oct. 30)

**Unsportsmanlike Conduct (1)** — N.Perry vs. Det (Sept. 25)

### **SPECIAL TEAMS (8)**

**False Start (1)** — J.Spriggs vs. Chi (Oct. 20)

**Holding (2)** — T.Montgomery vs. NYG (Oct. 9), J.Hawkins vs. NYG (Oct. 9)

**Illegal Block Above the Waist (1)** — M.Evans vs. Det (Sept. 25)

**Illegal Formation (1)** — Team (Oct. 20)

**Offside on Free Kick (2)** — K.Brice vs. NYG (Oct. 9), K.Brice at Atl (Oct. 30)

**Unsportsmanlike Conduct (1)** — J.Janis vs. NYG (Oct. 9)



# TURNOVER STATISTICS AND NOTES

## TURNOVER ANALYSIS

	Packers Take			Packers Give			Diff	Cum	NFC Rank	NFL Rank
	Int	Fum	Tot	Int	Fum	Tot				
Jax	1	0	1	0	0	0	+1	+1	4t	5t
Min	0	1	1	1	2	3	-2	-1	11t	19t
<b>DET</b>	1	0	1	0	0	0	+1	0	8t	14t
BYE	-	-	-	-	-	-	-	0	9	17
NYG	0	1	1	2	0	2	-1	-1	9t	18t
DAL	1	1	2	1	3	4	-2	-3	13	24t
<b>CHI</b>	2	0	2	0	1	1	+1	-2	10t	19t
Atl	0	0	0	0	0	0	0	-2	10t	19t
<b>IND</b>	2	0	0	1	0	0	+1	-1	10	18t
Ten										
Was										
Phi										
<b>HOU</b>										
<b>SEA</b>										
Chi										
<b>MIN</b>										
Det										
<b>Total</b>	<b>7</b>	<b>3</b>	<b>10</b>	<b>5</b>	<b>6</b>	<b>11</b>				

HOME GAMES UPPERCASED IN BOLD

### Regular-Season Takeaway Breakdown

	Packers	Opponent
<b>Total</b>	<b>10</b>	<b>11</b>
Interceptions	7	5
Fumble Rec.	3	6
Muffed Punt Rec.	0	0
<b>Points off Turnovers</b>	<b>22</b>	<b>13</b>
Touchdowns	1	1
Field Goals	5	2
Didn't attempt score	1	0

### REGULAR-SEASON TOUCHDOWN RETURNS

**Packers (0):**

**Opponent (1):** L.Floyd fumble recovery in end zone vs.Chi, Oct. 20.

## 2016 RECORD WHEN...

When...	Record	Postseason
+4 turnover margin	0-0	0-0
+3 turnover margin	0-0	0-0
+2 turnover margin	0-0	0-0
+1 turnover margin	3-1	0-0
even turnover margin	0-1	0-0
-1 turnover margin	1-0	0-0
-2 turnover margin	0-1	0-0
-3 turnover margin	0-1	0-0
-4 turnover margin	0-0	0-0
recording 0 takeaways	0-1	0-0
recording 1 takeaway	3-1	0-0
recording 2 takeaways	1-2	0-0
recording 3 takeaways	0-0	0-0
recording 4 takeaways	0-0	0-0
recording 5 takeaways	0-0	0-0
recording 0 giveaways	2-1	0-0
recording 1 giveaway	1-1	0-0
recording 2 giveaways	1-0	0-0
recording 3 giveaways	0-1	0-0
recording 4 giveaways	0-1	0-0
recording 5 giveaways	0-0	0-0
recording 0 interceptions	1-2	0-0
recording 1 interception	2-1	0-0
recording 2 interceptions	1-1	0-0
recording 3 interceptions	0-0	0-0
recording 4 interceptions	0-0	0-0
surrendering 0 interceptions	3-1	0-0
surrendering 1 interception	0-3	0-0
surrendering 2 interceptions	1-0	0-0
surrendering 3 interceptions	0-0	0-0
recovering 0 fumbles	3-2	0-0
recovering 1 fumble	1-2	0-0
recovering 2 fumbles	0-0	0-0
recovering 3 fumbles	0-0	0-0
losing 0 fumbles	3-2	0-0
losing 1 fumble	1-0	0-0
losing 2 fumbles	0-1	0-0
losing 3 fumbles	0-1	0-0

## TAKEAWAY SUMMARY (10)

9/11	at Jacksonville:	J.Thomas (interception).
9/18	at Minnesota:	R.Cobb (fumble recovery).
9/25	Detroit:	D.Randall (interception).
10/9	N.Y. Giants:	K.Clark (fumble recovery).
10/16	Dallas:	M.Burnett (interception), J.Thomas (fumble recovery).
10/20	Chicago:	B.Martinez (interception), N.Perry (interception).
10/30	at Atlanta:	None.
11/6	Indianapolis:	H.Clinton-Dix (2 interceptions).
11/13	at Tennessee:	
11/20	at Washington:	
11/28	at Philadelphia:	
12/4	Houston:	
12/11	Seattle:	
12/18	at Chicago:	
12/24	Minnesota:	
1/1	at Detroit:	

**SEASON TOTALS:** H.Clinton-Dix 2 (2 interceptions), J.Thomas 2 (fumble recovery, interception), M.Burnett 1 (interception), K.Clark 1 (fumble recovery), R.Cobb 1 (fumble recovery), B.Martinez 1 (interception), N.Perry 1 (interception), D.Randall 1 (interception).

Note: Only fumbles lost are credited. Fumbles in which the team maintained possession are not included.

## GIVEAWAY SUMMARY (11)

9/11	at Jacksonville:	None.
9/18	at Minnesota:	A.Rodgers (fumble, interception), D.Adams (fumble).
9/25	Detroit:	None.
10/9	N.Y. Giants:	A.Rodgers (2 interceptions).
10/16	Dallas:	A.Rodgers (fumble, interception), T.Montgomery (fumble), J.Nelson (fumble).
10/20	Chicago:	A.Rodgers (fumble).
10/30	at Atlanta:	None.
11/6	Indianapolis:	A.Rodgers (interception).
11/13	at Tennessee:	
11/20	at Washington:	
11/28	at Philadelphia:	
12/4	Houston:	
12/11	Seattle:	
12/18	at Chicago:	
12/24	Minnesota:	
1/1	at Detroit:	

**SEASON TOTALS:** A.Rodgers 8 (5 interceptions, 3 fumbles), D.Adams 1 (fumble), T.Montgomery 1 (fumble), J.Nelson 1 (fumble).

Note: Only fumbles lost are credited. Fumbles in which the team maintained possession are not included.

## TAKEAWAY POINTS

### Packers Regular Season (22)

Date	Opp.	Turnover	Result	Points
9/11	at Jax	Interception	TD	7
9/25	vs. Det	Interception	FG	3
10/9	vs. NYG	Fumble	FG	3
10/16	vs. Dal	Fumble	FG	3
10/16	vs. Dal	Interception	FG	3
11/6	vs. Ind	Interception	FG	3

### Opponent Regular Season (13)

Date	Opp.	Turnover	Result	Points
10/9	vs. NYG	Interception	FG	3
10/16	vs. Dal	Interception	FG	3
10/20	vs. Chi	Fumble	TD	7

# REGULAR-SEASON PLAYER PARTICIPATION

NFL WEEK Player	1	2	3	5	6	7	8	9	10	11	12	13	14	15	16	17	— Season Totals —			
	at JAX	at MIN	DET	NYG	DAL	CHI	at ATL	IND	at TEN	at WAS	at PHI	HOU	SEA	at CHI	MIN	at DET	GP	GS	DNP	INA
Abbrederis, Jared	SUB	SUB	SUB	SUB	SUB	INA	-	-									5	0	0	1
Adams, Davante	<b>3WR</b>	<b>3WR</b>	SUB	<b>3WR</b>	<b>3WR</b>	<b>3WR</b>	<b>WR</b>	<b>WR</b>									8	7	0	0
Allison, Geronimo	PS	PS	PS	PS	PS	PS	SUB	SUB									2	0	0	0
Bakhtiari, David	<b>LT</b>	<b>LT</b>	<b>LT</b>	<b>LT</b>	<b>LT</b>	<b>LT</b>	<b>LT</b>	<b>LT</b>									8	8	0	0
Banjo, Chris	INA	INA	SUB	SUB	SUB	INA	IR	-									2	0	0	4
Barclay, Don	SUB	SUB	SUB	SUB	SUB	SUB	SUB	SUB									8	0	0	0
Bradford, Carl	PS	PS	PS	PS	PS	PS	PS	PS									0	0	0	0
Brice, Kentrell	SUB	SUB	SUB	SUB	SUB	SUB	SUB	SUB									8	0	0	0
Bulaga, Bryan	<b>RT</b>	<b>RT</b>	<b>RT</b>	<b>RT</b>	<b>RT</b>	<b>RT</b>	<b>RT</b>	<b>RT</b>									8	8	0	0
Burks, Brandon	-	-	-	-	-	-	-	-									0	0	0	0
Burnett, Morgan	<b>SS</b>	<b>SS</b>	INA	<b>SS</b>	<b>SS</b>	<b>SS</b>	<b>SS</b>	<b>SS</b>									7	7	0	1
Cajuste, Devon	PS	PS	PS	PS	PS	PS	PS	PS									0	0	0	0
Callahan, Joe	INA	INA	INA	INA	-	-	-	-									0	0	0	4
Clark, Kenny	SUB	SUB	<b>NT</b>	SUB	<b>DE</b>	SUB	SUB	SUB									8	2	0	0
Clinton-Dix, Ha Ha	<b>FS</b>	<b>FS</b>	<b>FS</b>	<b>FS</b>	<b>FS</b>	<b>FS</b>	<b>FS</b>	<b>FS</b>									8	8	0	0
Cobb, Randall	<b>WR</b>	<b>WR</b>	<b>WR</b>	<b>WR</b>	<b>WR</b>	<b>WR</b>	<b>WR</b>	INA	SUB								7	6	0	1
Cook, Jared	<b>TE</b>	<b>TE</b>	SUB	INA	INA	INA	INA	INA									3	2	0	5
Crockett, John	IR	IR	IR	IR	IR	IR	IR	IR									0	0	0	0
Crosby, Mason	SUB	SUB	SUB	SUB	SUB	SUB	SUB	SUB									8	0	0	0
Daniel, Robertson	-	-	PS	-	-	-	-	-									0	0	0	0
Daniels, Mike	<b>DT</b>	<b>DT</b>	<b>DT</b>	<b>DT</b>	<b>DT</b>	<b>DT</b>	<b>DT</b>	<b>DT</b>									8	8	0	0
Davis, Knile	-	-	-	-	-	SUB	SUB	-									2	0	0	0
Davis, Trevor	INA	SUB	SUB	SUB	SUB	SUB	SUB	SUB									7	0	0	1
Dorleant, Makinton	IR	IR	IR	IR	IR	IR	IR	IR									0	0	0	0
Elliott, Jayrone	INA	INA	SUB	SUB	SUB	SUB	SUB	SUB									6	0	0	2
Evans, Marwin	SUB	SUB	SUB	SUB	SUB	SUB	SUB	SUB									8	0	0	0
Fackrell, Kyler	SUB	SUB	SUB	SUB	SUB	SUB	SUB	SUB									8	0	0	0
Flores, Jacob	-	-	-	-	-	-	PS	PS									0	0	0	0
Gilbert, Reggie	PS	PS	PS	PS	PS	PS	PS	PS									0	0	0	0
Goode, Brett	SUB	SUB	SUB	SUB	SUB	SUB	SUB	SUB									8	0	0	0
Goodson, Demetri	SUS	SUS	SUS	SUS	SUS	SUB	<b>LCB</b>	<b>LCB</b>	SUB								4	2	0	0
Guion, Letroy	<b>NT</b>	<b>NT</b>	INA	<b>NT</b>	<b>NT</b>	<b>NT</b>	<b>NT</b>	<b>NT</b>									7	7	0	1
Gunter, LaDarius	SUB	<b>RCB</b>	<b>RCB</b>	<b>RCB</b>	<b>RCB</b>	<b>RCB</b>	<b>RCB</b>	<b>RCB</b>									8	7	0	0
Hawkins, Josh	INA	INA	SUB	SUB	SUB	SUB	SUB	SUB									6	0	0	2
Hundley, Brett	DNP	DNP	DNP	DNP	DNP	DNP	DNP	DNP									0	0	8	0
Hyde, Micah	SUB	SUB	<b>SS</b>	<b>3CB</b>	<b>3S</b>	<b>3CB</b>	<b>RCB</b>	<b>3CB</b>									8	6	0	0
Jackson, Don	PS	PS	PS	PS	PS	SUB	<b>RB</b>	SUB									3	1	0	0
Janis, Jeff	SUB	SUB	SUB	SUB	SUB	SUB	SUB	<b>3WR</b>									8	1	0	0
Jones, Datone	SUB	SUB	INA	SUB	SUB	SUB	SUB	SUB									7	0	0	1
Kerridge, Joe	-	-	-	PS	PS	PS	PS	PS									0	0	0	0
Kuder, Tyler	IR	IR	IR	IR	IR	IR	IR	IR									0	0	0	0
Lacy, Eddie	<b>RB</b>	<b>RB</b>	<b>RB</b>	<b>RB</b>	<b>RB</b>	<b>RB</b>	IR	IR									5	5	0	0
Lang, T.J.	<b>RG</b>	<b>RG</b>	<b>RG</b>	<b>RG</b>	<b>RG</b>	<b>RG</b>	<b>RG</b>	<b>RG</b>									8	8	0	0
Linsley, Corey	PUP	PUP	PUP	PUP	PUP	PUP	PUP	<b>C</b>									1	1	0	0
Lowry, Dean	SUB	SUB	SUB	SUB	SUB	SUB	SUB	SUB									8	0	0	0
Martinez, Blake	<b>ILB</b>	<b>ILB</b>	<b>ILB</b>	<b>ILB</b>	SUB	<b>ILB</b>	<b>ILB</b>	<b>ILB</b>									8	7	0	0
Matthews, Clay	<b>LOLB</b>	<b>ROLB</b>	INA	<b>ROLB</b>	<b>ILB</b>	<b>ROLB</b>	INA	INA									5	5	0	3
Montgomery, Ty	SUB	SUB	SUB	SUB	SUB	<b>RB</b>	INA	<b>RB</b>									7	2	0	1
Muir, Blake	PS	PS	PS	PS	PS	-	-	-									0	0	0	0
Murphy, Kyle	INA	INA	INA	INA	INA	INA	DNP	INA									0	0	1	7
Nelson, Jordy	<b>WR</b>	<b>WR</b>	<b>WR</b>	<b>WR</b>	<b>WR</b>	<b>WR</b>	<b>WR</b>	<b>WR</b>									8	8	0	0
Patrick, Lucas	PS	PS	PS	PS	PS	PS	PS	PS									0	0	0	0
Pennel, Mike	SUS	SUS	SUS	SUS	SUB	SUB	SUB	SUB									4	0	0	0
Peppers, Julius	SUB	SUB	<b>LOLB</b>	SUB	<b>LOLB</b>	SUB	<b>LOLB</b>	<b>ROLB</b>									8	4	0	0
Perillo, Justin	SUB	SUB	SUB	SUB	SUB	SUB	<b>2TE</b>	SUB									8	1	0	0
Perry, Nick	<b>ROLB</b>	<b>LOLB</b>	<b>ROLB</b>	<b>LOLB</b>	<b>ROLB</b>	<b>LOLB</b>	<b>ROLB</b>	<b>LOLB</b>									8	8	0	0
Pressley, Jhurrell	INA	-	-	-	-	-	-	-									0	0	0	1
Price, Brian	PS	PS	SUB	INA	-	PS	PS	PS									1	0	0	1
Randall, Damarious	<b>LCB</b>	<b>LCB</b>	<b>LCB</b>	INA	<b>LCB</b>	INA	INA	INA									4	4	0	4
Ringo, Christian	SUB	SUB	SUB	INA	INA	SUB	SUB	INA									5	0	0	3
Ripkowski, Aaron	SUB	SUB	<b>FB</b>	SUB	<b>FB</b>	SUB	SUB	<b>FB</b>									8	3	0	0
Rodgers, Aaron	<b>QB</b>	<b>QB</b>	<b>QB</b>	<b>QB</b>	<b>QB</b>	<b>QB</b>	<b>QB</b>	<b>QB</b>									8	8	0	0
Rodgers, Richard	SUB	SUB	<b>TE</b>	<b>TE</b>	SUB	<b>TE</b>	<b>TE</b>	SUB									8	4	0	0
Rollins, Quinten	<b>3CB</b>	<b>3CB</b>	<b>3CB</b>	<b>LCB</b>	INA	INA	INA	<b>LCB</b>									5	5	0	3
Ryan, Jake	<b>ILB</b>	<b>ILB</b>	<b>ILB</b>	<b>ILB</b>	SUB	<b>ILB</b>	<b>ILB</b>	<b>ILB</b>									8	7	0	0
Schum, Jacob	SUB	SUB	SUB	SUB	SUB	SUB	SUB	SUB									8	0	0	0
Shields, Sam	<b>RCB</b>	INA	INA	INA	INA	IR	IR	IR									1	1	0	4
Spriggs, Jason	SUB	SUB	SUB	SUB	SUB	SUB	SUB	SUB									8	0	0	0
Starks, James	SUB	SUB	SUB	SUB	INA	INA	INA	INA									4	0	0	4
Steuck, Kyle	IR	-	-	-	-	-	-	-									0	0	0	0
Stewart, Dez	-	-	-	-	-	-	PS	PS									0	0	0	0
Taylor, Lane	<b>LG</b>	<b>LG</b>	<b>LG</b>	<b>LG</b>	<b>LG</b>	<b>LG</b>	<b>LG</b>	<b>LG</b>									8	8	0	0
Thomas, Joe	SUB	SUB	SUB	SUB	SUB	SUB	SUB	SUB									8	0	0	0
Tretter, JC	<b>C</b>	<b>C</b>	<b>C</b>	<b>C</b>	<b>C</b>	<b>C</b>	<b>C</b>	INA									7	7	0	1
Waters, Herb	PS	PS	PS	PS	PS	PS	PS	PS									0	0	0	0
Whitehead, Jermaine	PS	PS	PS	PS	PS	PS	SUB	SUB									2	0	0	0

**STARTERS IN BOLD AT POSITION;** DNP — Did not play; INA — Inactive; IR — Injured reserve; PS — Practice squad; PUP — Reserve/Physically Unable to Perform; SUB — Substitute; SUS — Reserve/Suspended; 2TE — Started as second tight end; 3CB — Started as third cornerback; 3S — Started as third safety; 3WR — Started as third wide receiver.

# SEASON-HIGHS/W-L BREAKDOWN

## INDIVIDUAL

Longest Scoring Run — 10, A.Rodgers, Sept. 18 at Minnesota  
 Longest Non-Scoring Run — 31, E.Lacy, Oct. 9 vs. N.Y. Giants

Longest Scoring Pass — 29, twice, most recently A.Rodgers to D.Adams, Oct. 9 vs. N.Y. Giants  
 Longest Non-Scoring Pass — 58, A.Rodgers to J.Nelson, Oct. 30 at Atlanta

Longest Kickoff Return — 40, T.Montgomery, Oct. 16 vs. Dallas  
 Longest Punt Return — 55, T.Davis, Oct. 30 at Atlanta  
 Longest Interception Return — 44, D.Randall, Sept. 25 vs. Detroit  
 Longest Fumble Return — 6, J.Thomas, Oct. 16 vs. Dallas

Longest Punt — 65, J.Schum, Nov. 6 vs. Indianapolis

Longest Field Goal — 46, M.Crosby, Sept. 25 vs. Detroit  
 Most Field Goals Attempted — 3, three times, most recently M.Crosby, Oct. 20 vs. Chicago  
 Most Field Goals Made — 3, twice, most recently M.Crosby, Oct. 16 vs. Dallas

Most Touchdowns — 2, twice, most recently D.Adams, Oct. 20 vs. Chicago  
 Most Rushing Attempts — 17, twice, most recently E.Lacy, Oct. 16 vs. Dallas  
 Most Rushing Yards — 103, E.Lacy, Sept. 25 vs. Detroit

Most Passing Attempts — 56, A.Rodgers, Oct. 20 vs. Chicago  
 Most Completions — 39, A.Rodgers, Oct. 20 vs. Chicago  
 Most Passing Yards — 326, A.Rodgers, Oct. 20 vs. Chicago  
 Most Touchdown Passes — 4, twice, most recently A.Rodgers, Oct. 30 at Atlanta

Most Receptions — 13, D.Adams, Oct. 20 vs. Chicago  
 Most Receiving Yards — 132, D.Adams, Oct. 20 vs. Chicago

Most Total Yards from Scrimmage — 155, D.Adams, Oct. 20 vs. Chicago

Most Defensive Interceptions — 2, H.Clinton-Dix, Nov. 6 vs. Indianapolis  
 Most Tackles — 10, three times, most recently J.Ryan, Oct. 30 at Atlanta  
 Most Solo Tackles — 10, twice, most recently J.Ryan, Oct. 30 at Atlanta  
 Most Sacks — 2.0, N.Perry, Sept. 25 vs. Detroit  
 Most Passes Defensed — 2, eight times, most recently H.Clinton-Dix, Nov. 6 vs. Indianapolis

## TEAM

Offensive Most...

First Downs — 32, Oct. 20 vs. Chicago  
 Rushing Attempts — 32, Oct. 9 vs. N.Y. Giants  
 Rushing Yards — 147, Oct. 9 vs. N.Y. Giants  
 Pass Attempts — 56, Oct. 20 vs. Chicago  
 Completions — 39, Oct. 20 vs. Chicago  
 TDs Thrown — 4, twice, most recently Oct. 30 at Atlanta  
 Ints. Thrown — 2, Oct. 9 vs. N.Y. Giants  
 Net Passing Yards — 303, Oct. 20 vs. Chicago  
 Offensive Plays — 81, Oct. 20 vs. Chicago  
 Total Offense — 406, twice, most recently Oct. 20 vs. Chicago  
 Time of Possession — 39:36, Oct. 20 vs. Chicago  
 Turnovers — 4, Oct. 16 vs. Dallas  
 Fumbles — 5, Oct. 16 vs. Dallas  
 Fumbles Lost — 3, Oct. 16 vs. Dallas

Longest Scoring Drives

Plays — 16, twice, most recently Oct. 9 vs. N.Y. Giants  
 Yards — 88, Oct. 20 vs. Chicago  
 Time — 9:14, Sept. 11 at Jacksonville

Shortest Scoring Drives

Plays — 2, Sept. 25 vs. Detroit  
 Yards — 0, Oct. 16 vs. Dallas  
 Time — 0:27, Oct. 30 at Atlanta

Defensive Fewest...

First Downs Allowed — 13, Oct. 20 vs. Chicago  
 Rushing Att. Allowed — 15, Oct. 9 vs. N.Y. Giants  
 Rushing Yards Allowed — 30, Sept. 18 at Minnesota  
 Pass Att. Allowed — 26, Oct. 20 vs. Chicago  
 Pass Comp. Allowed — 10, Oct. 20 vs. Chicago  
 Net Passing Yards Allowed — 120, Oct. 20 vs. Chicago  
 Total Plays Allowed — 45, Oct. 20 vs. Chicago  
 Total Yards Allowed — 189, Oct. 20 vs. Chicago

Defensive Most...

Takeaways — 2, three times, most recently Nov. 6 vs. Indianapolis  
 Interceptions — 2, twice, most recently Nov. 6 vs. Indianapolis  
 Fumbles Forced — 2, twice, most recently Oct. 16 vs. Dallas  
 Fumbles Recovered — 1, three times, most recently, Oct. 16 vs. Dallas  
 Passes Defensed — 9, Oct. 20 vs. Chicago  
 Sacks — 4, twice, most recently Oct. 9 vs. N.Y. Giants

	2016 regular season...			2015 regular season...			2014 regular season...			1992-present...		
	Home	Road	Overall	Home	Road	Overall	Home	Road	Overall	Home	Road	Overall
Overall	3-2	1-2	4-4	5-3	5-3	10-6	8-0	4-4	12-4	149-47-1	99-96	248-143-1
On Grass	3-2	1-0	4-2	5-3	4-3	9-6	8-0	3-0	11-0	149-47-1	56-37	205-84-1
On Artificial Surfaces	0-0	0-2	0-2	0-0	1-0	1-0	0-0	1-4	1-4	0-0	43-61	43-61
In Open-Air Stadiums	3-2	1-0	4-2	5-3	4-2	9-5	8-0	4-2	12-2	149-47-1	64-59	213-106-1
In Indoor Stadiums	0-0	0-2	0-2	0-0	1-1	1-1	0-0	0-2	0-2	0-0	35-37	35-37
vs. Division Opponents	2-0	0-1	2-1	0-3	3-0	3-3	3-0	2-1	5-1	66-17-1	46-37	112-54-1
vs. NFC	3-1	0-2	3-3	3-3	4-2	7-5	6-0	3-3	9-3	115-32-1	75-71	190-103-1
vs. AFC	0-1	1-0	1-1	2-0	1-1	3-1	2-0	1-1	3-1	34-15	24-25	58-40
When scoring first	3-0	1-1	4-1	5-2	3-0	8-2	7-0	3-2	10-2	107-19-1	60-36	166-55-1
When Opponent scored first	0-2	0-1	0-3	0-1	2-3	2-4	1-0	1-2	2-2	41-28	39-60	80-88
In overtime	0-0	0-0	0-0	0-0	0-0	0-0	0-0	0-0	0-0	5-3-1	1-5	6-8-1
When leading after first quarter	3-0	0-1	3-1	5-2	3-1	8-3	6-0	3-1	9-1	92-14-1	53-24	144-38-1
When leading at halftime	3-0	1-1	4-1	5-0	3-0	8-0	7-0	4-0	11-0	118-9	78-27	195-36
When leading after third quarter	3-0	1-0	4-0	4-0	4-0	8-0	8-0	4-0	12-0	124-5	89-22	212-27
When trailing after first quarter	0-2	0-1	0-3	0-0	1-2	1-2	1-0	0-1	1-1	26-24	18-45	44-69
When trailing at halftime	0-2	0-1	0-3	0-2	2-3	2-5	1-0	0-1	1-1	22-32-1	18-59	40-91-1
When trailing after third quarter	0-2	0-2	0-4	1-3	1-3	2-6	0-0	0-4	0-4	16-39-1	7-73	23-112-1
When tied at halftime	0-0	0-0	0-0	0-1	0-0	0-1	0-0	0-2	0-2	9-6	3-9	12-15
On Thursday	1-0	0-0	1-0	0-1	1-0	1-1	1-0	0-1	1-1	5-1	5-7	10-8
On Friday	0-0	0-0	0-0	0-0	0-0	0-0	0-0	0-0	0-0	0-0	1-0	1-0
On Saturday	0-0	0-0	0-0	0-0	0-0	0-0	0-0	0-0	0-0	1-0	2-0	3-0
On Sunday/Early Games	1-0	1-0	2-0	1-1	1-1	2-2	1-0	4-2	5-2	91-25-1	46-46	137-71-1
On Sunday/Late Afternoon Games	0-2	0-1	0-3	2-0	3-1	5-1	4-0	0-0	4-0	27-13	23-22	50-35
On Sunday/Night Games	1-0	0-1	1-1	1-1	0-1	1-2	1-0	0-1	1-1	13-3	10-6	23-9
On Monday	0-0	0-0	0-0	1-0	0-0	1-0	1-0	0-0	1-0	12-6	11-13	23-19
When Packers had 100-yard rusher	1-0	0-0	1-0	2-1	1-0	3-1	2-0	1-0	3-0	39-10-1	29-9	68-19-1
When Packers had 100-yard receiver	3-0	0-0	3-0	2-1	2-0	4-1	6-0	3-1	9-1	72-16	43-32	115-48
When Packers had 300-yard passer	1-0	0-0	1-0	1-1	0-1	1-2	5-0	2-1	7-1	37-13	31-20	68-33
When Opponent had 100-yard rusher	0-1	0-0	0-1	2-0	1-1	3-1	0-0	1-2	1-2	25-21-1	20-28	45-49-1
When Opponent had 100-yard receiver	1-0	0-1	1-1	2-0	2-2	4-2	4-0	1-0	5-0	47-16	28-35	75-51
When Opponent had 300-yard passer	1-0	1-0	2-0	1-0	0-1	1-1	2-0	0-1	2-1	24-7	16-19	40-26



## TRANSACTIONS BY DATE

1/5	Signed DT William Campbell to the practice squad; Placed DE B.J. McBryde on the practice squad injured list; Signed QB Ryan Williams (reserve/future)	5/9	Signed T Jason Spriggs, TE Casey Pierce, DT Demetris Anderson, RB Brandon Burks, FB Alstevis Squirewell and G Cory Tucker; Released DT Josh Boyd, DT William Campbell, TE David Grinnage, WR Dennis Parks and T Jeremy Vujnovich	9/2	Released TE Mitchell Henry	10/13	Released QB Joe Callahan
1/15	Signed CB Robertson Daniel to the active roster from the practice squad; Placed TE Andrew Quarless on injured reserve	5/10	Signed S Marwin Evans	9/3	Released WR Geronimo Allison, LB Sam Barrington, LB Carl Bradford, LB Beniquez Brown, CB Robertson Daniel, CB Warren Gatewood, LB Reggie Gilbert, LS Rick Lovato, G Lucas Patrick, TE Casey Pierce, DT Brian Price, RB Brandon Ross, G Josh Sitton, FB Alstevis Squirewell, G Josh Walker, WR Herb Waters, S Jermaine Whitehead, QB Marquise Williams; Placed DT Tyler Kuder and C Kyle Steuck on injured reserve; Placed C Corey Linsley on reserve/physically unable to perform; Placed CB Demetri Goodson and DT Mike Pennel on reserve/suspended	10/15	Activated CB Demetri Goodson and DT Mike Pennel from exempt status; Released DT Brian Price
1/18	Signed LB Carl Bradford, DT William Campbell, TE Mitchell Henry, WR Jamel Johnson, DT Christian Ringo, G Matt Rotheram, T Jeremy Vujnovich and WR Ed Williams	5/12	Signed LB Kyler Fackrell			10/18	Signed DT Brian Price to practice squad; Released G Blake Muir; Traded for RB Knile Davis from Kansas City Chiefs; Placed CB Sam Shields on injured reserve
1/19	Signed DE B.J. McBryde	5/18	Signed S Jermaine Whitehead			10/20	Signed RB Don Jackson to the active roster; Placed RB Eddie Lacy in injured reserve
2/12	Re-signed DT Letroy Guion	5/25	Released G/T Vince Kowalski			10/24	Signed WR Geronimo Allison and S Jermaine Whitehead to the active roster; Signed WR Dez Stewart to the practice squad; Placed WR Jared Abbrederis and S Chris Banjo on injured reserve
3/2	Re-signed K Mason Crosby	5/26	Signed QB Marquise Williams; Released QB Ryan Williams			10/25	Signed CB Keith Baxter to practice squad
3/8	Re-signed G Lane Taylor	6/1	Signed G Lucas Patrick; Released WR Devonte Robinson and G Cory Tucker			10/26	Signed C Jacob Flores to practice squad
3/11	Re-signed LB Nick Perry; Signed G/T Vince Kowalski	6/17	Signed DT Kenny Clark			10/27	Released WR Jared Abbrederis and CB Keith Baxter
3/14	Signed DE Ray Drew	7/13	Signed RB Brandon Ross			10/31	Released RB Knile Davis and S Chris Banjo
3/22	Re-signed RB James Starks	7/20	Signed CB Warren Gatewood	9/5	Signed LS Brett Goode; Claimed RB Jhurrell Pressley off waivers from Minnesota Vikings; Placed CB Makinton Dorleant on injured reserve; Released RB Brandon Burks; Signed WR Geronimo Allison, LB Carl Bradford, LB Beniquez Brown, LB Reggie Gilbert, RB Don Jackson, G Blake Muir, G Lucas Patrick DT Brian Price, WR Herb Waters and S Jermaine Whitehead to the practice squad	11/2	Signed RB Brandon Burks to practice squad
3/28	Signed TE Jared Cook	7/25	Released RB Don Jackson and DE B.J. McBryde			11/5	Activated C Corey Linsley from reserve/physically unable to perform
4/8	Released LB Nate Palmer	7/28	Signed WR Harvey Binford			11/7	Signed FB Joe Kerridge to the active roster; Released S Jermaine Whitehead
4/18	Re-signed T/G Don Barclay; Signed LB Lerenté McCray	8/2	Signed LB Derrick Mathews				
4/25	Released DE Ray Drew	8/9	Signed LS Jesse Schmitt; Released LB Manoa Pikula				
5/6	Signed WR Geronimo Allison, S Kentrell Brice, LB Beniquez Brown, QB Joe Callahan, CB Makinton Dorleant, C Jacob Flores, LB Reggie Gilbert, TE David Grinnage, CB Josh Hawkins, RB Don Jackson, T Josh James, CB Randall Jette, DT Tyler Kuder, P Peter Mortell, WR Dennis Parks, LB Manoa Pikula, DT Brian Price, WR Devonte Robinson and WR Herb Waters	8/14	Signed C Kyle Steuck; Placed LS Jesse Schmitt on injured reserve				
		8/22	Released G Matt Rotheram and LS Jesse Schmitt				
		8/23	Released T Josh James				
		8/29	Released DT Demetris Anderson, CB Randall Jette, WR Jamel Johnson, LB Derrick Mathews, P Peter Mortell and WR Ed Williams.	9/7	Released TE Kennard Backman and C Jacob Flores		
		8/30	Released WR Harvey Binford and Tim Masthay; Claimed P Jacom Schum off waivers from Tampa Bay Buccaneers; Traded LB Lerenté McCray to Buffalo Bills; Placed TE Kennard Backman, RB John Crockett, C Jacob Flores, TE Mitchell Henry and G Josh Walker on injured reserve	9/12	Released C Kyle Steuck		
				9/13	Signed T David Bakhtiari to contract extension		
				9/14	Released RB Jhurrell Pressley		
				9/22	Signed DT Brian Price to active roster; Signed CB Robertson Daniel to practice squad		
				9/27	Released CB Robertson Daniel		
5/6	Signed LB Blake Martinez, DE Dean Lowry, WR Trevor Davis and T Kyle Murphy			10/3	Signed FB Joe Kerridge to practice squad		

## TRANSACTIONS BY PLAYER

<b>Abbrederis, Jared - WR</b> 10/24/16 Placed on injured reserve 10/27/16 Released	<b>Davis, Knile - RB</b> 10/18/16 Traded for from Kansas City Chiefs 10/31/16 Released	<b>Lacy, Eddie - RB</b> 10/20/16 Placed on injured reserve	<b>Ringo, Christian - DT</b> 1/18/16 Signed
<b>Allison, Geronimo - WR</b> 5/6/16 Signed 9/3/16 Released 9/5/16 Signed to practice squad 10/24/16 Signed to active roster	<b>Davis, Trevor - WR</b> 5/6/16 Signed	<b>Linsley, Corey - C</b> 9/3/16 Placed on reserve/physically unable to perform 11/5/16 Activated from reserve/physically unable to perform	<b>Robinson, Devonle - WR</b> 5/6/16 Signed 6/1/16 Released
<b>Anderson, Demetris - DT</b> 5/9/16 Signed 8/29/16 Released	<b>Drew, Ray - DE</b> 3/14/16 Signed 4/25/16 Released	<b>Lowry, Dean - DE</b> 5/6/16 Signed	<b>Ross, Brandon - RB</b> 7/13/16 Signed 9/3/16 Released
<b>Backman, Kennard - TE</b> 8/30/16 Placed on injured reserve 9/7/16 Released	<b>Dorleant, Makinton - CB</b> 5/6/16 Signed 9/5/16 Placed on injured reserve	<b>Lovato, Rick - LS</b> 9/3/16 Released	<b>Rotheram, Matt - G</b> 1/18/16 Signed 8/22/16 Released
<b>Bakhtiari, David - T</b> 9/13/16 Signed contract extension	<b>Evans, Marwin - S</b> 5/10/16 Signed	<b>Martinez, Blake - LB</b> 5/6/16 Signed	<b>Schmitt, Jesse - LS</b> 8/9/16 Signed 8/14/16 Placed on injured reserve 8/22/16 Released
<b>Banjo, Chris - S</b> 10/24/16 Placed on injured reserve 10/31/16 Released	<b>Fackrell, Kyler - LB</b> 5/12/16 Signed	<b>Masthay, Tim - P</b> 8/30/16 Released	<b>Schum, Jacob - P</b> 8/30/16 Claimed off waivers from Tampa Bay Buccaneers
<b>Barclay, Don - T/G</b> 4/18/16 Re-signed	<b>Flores, Jacob - C</b> 5/6/16 Signed 8/30/16 Placed on injured reserve 9/7/16 Released 10/26/16 Signed to practice squad	<b>Mathews, Derrick - LB</b> 8/2/16 Signed 8/29/16 Released	<b>Shields, Sam - CB</b> 10/18/16 Placed on injured reserve
<b>Barrington, Sam - LB</b> 9/3/16 Released	<b>Gatewood, Warren - CB</b> 7/20/16 Signed 9/3/16 Released	<b>McBryde, B.J. - DE</b> 1/5/16 Placed on practice squad injured list 1/19/16 Signed 7/25/16 Released	<b>Sitton, Josh - G</b> 9/3/16 Released
<b>Baxter, Keith - CB</b> 10/25/16 Signed to practice squad 10/27/16 Released	<b>Gilbert, Reggie - LB</b> 5/6/16 Signed 9/3/16 Released 9/5/16 Signed to practice squad	<b>McCray, Lerenté - LB</b> 4/18/16 Signed 8/30/16 Traded to Buffalo Bills	<b>Spriggs, Jason - T</b> 5/9/16 Signed
<b>Binford, Harvey - WR</b> 7/28/16 Signed 8/30/16 Released	<b>Goode, Brett - LS</b> 9/5/16 Signed	<b>Mortell, Peter - P</b> 5/6/16 Signed 8/29/16 Released	<b>Squirewell, Alstevis - FB</b> 5/9/16 Signed 9/3/16 Released
<b>Boyd, Josh - DT</b> 5/9/16 Released	<b>Goodson, Demetri - CB</b> 9/3/16 Placed on Reserve/Suspended 10/15/16 Activated from exempt status	<b>Muir, Blake - G</b> 9/5/16 Signed to practice squad 10/18/16 Released	<b>Starks, James - RB</b> 3/22/16 Re-signed
<b>Bradford, Carl - LB</b> 1/18/16 Signed 9/3/16 Released 9/5/16 Signed to practice squad	<b>Grinnage, David - TE</b> 5/6/16 Signed 5/9/16 Released	<b>Murphy, Kyle - T</b> 5/6/16 Signed	<b>Steuck, Kyle - C</b> 8/14/16 Signed 9/3/16 Placed on injured reserve 9/12/16 Released
<b>Brice, Kentrell - S</b> 5/6/16 Signed	<b>Guion, Letroy - DT</b> 2/12/16 Re-signed	<b>Palmer, Nate - LB</b> 4/8/16 Released	<b>Stewart, Dez - WR</b> 10/24/16 Signed to practice squad
<b>Brown, Beniquez - LB</b> 5/6/16 Signed 9/3/16 Released 9/5/16 Signed to practice squad	<b>Hawkins, Josh - CB</b> 5/6/16 Signed	<b>Parks, Dennis - WR</b> 5/6/16 Signed 5/9/16 Released	<b>Taylor, Lane - G</b> 3/8/16 Re-signed
<b>Burks, Brandon - RB</b> 5/9/16 Signed 9/5/16 Released 11/2/16 Signed to practice squad	<b>Henry, Mitchell - TE</b> 1/18/16 Signed 8/30/16 Placed on injured reserve 9/2/16 Released	<b>Patrick, Lucas - G</b> 6/1/16 Signed 9/3/16 Released 9/5/16 Signed to practice squad	<b>Tucker, Cory - G</b> 5/9/16 Signed 6/1/16 Released
<b>Callahan, Joe - QB</b> 5/6/16 Signed 10/13/16 Released	<b>Jackson, Don - RB</b> 5/6/16 Signed 7/25/16 Released 9/5/16 Signed to practice squad 10/20/16 Signed to active roster	<b>Pennel, Mike - DT</b> 9/13/16 Placed on reserve/suspended 10/15/16 Activated from exempt status	<b>Vujnovich, Jeremy - T</b> 1/18/16 Signed 5/9/16 Released
<b>Campbell, William - DT</b> 1/5/16 Signed to practice squad 1/18/16 Signed 5/9/16 Released	<b>James, Josh - T</b> 5/6/16 Signed 8/23/16 Released	<b>Perry, Nick - LB</b> 3/11/16 Re-signed	<b>Walker, Josh - G</b> 8/30/16 Placed on injured reserve 9/3/16 Released
<b>Clark, Kenny - DT</b> 6/17/16 Signed	<b>Jette, Randall - CB</b> 5/6/16 Signed 8/29/16 Released	<b>Pierce, Casey - TE</b> 5/9/16 Signed 9/3/16 Released	<b>Waters, Herb - WR</b> 5/6/16 Signed 9/3/16 Released 9/5/16 Signed to practice squad
<b>Cook, Jared - TE</b> 3/28/16 Signed	<b>Johnson, Jamel - WR</b> 1/18/16 Signed 8/29/16 Released	<b>Pikula, Manoa - LB</b> 5/6/16 Signed 8/9/16 Released	<b>Whitehead, Jermaine - S</b> 5/18/16 Signed 9/3/16 Released 9/5/16 Signed to practice squad 10/24/16 Signed to active roster 11/7/16 Released
<b>Crockett, John - RB</b> 8/30/16 Placed on injured reserve	<b>Kerridge, Joe - FB</b> 10/3/16 Signed to practice squad 11/7/16 Signed to active roster	<b>Pressley, Jhurrell - RB</b> 9/5/16 Claimed off waivers from Minnesota Vikings	<b>Williams, Ed - WR</b> 1/18/16 Signed 8/29/16 Released
<b>Crosby, Mason - K</b> 3/2/16 Re-signed	<b>Kowalski, Vince - T</b> 3/11/16 Signed 5/25/16 Released	<b>Price, Brian - DT</b> 9/14/16 Released 5/6/16 Signed 9/3/16 Released 9/5/16 Signed to practice squad 9/22/16 Signed to active roster 10/15/16 Released 10/18/16 Signed to practice squad	<b>Williams, Marquise - QB</b> 5/26/16 Signed 9/3/16 Released
<b>Daniel, Robertson - CB</b> 1/15/16 Signed to active roster 9/3/16 Released 9/22/16 Signed to practice squad 9/27/16 Released	<b>Kuder, Tyler - DT</b> 5/6/16 Signed 9/3/16 Placed on injured reserve	<b>Quarless, Andrew - TE</b> 1/15/16 Placed on injured reserve	<b>Williams, Ryan - QB</b> 1/5/16 Signed (reserve/future) 5/26/16 Released

# THE LAST TIME

## Regular-Season Games Only

### RUSHING

#### **200 Yards Rushing, Individual**

BY PACKERS — Ahman Green, Dec. 28, 2003, vs. Denver (218 yards)  
BY OPPONENT — Adrian Peterson, Dec. 2, 2012, vs. Minnesota (210 yards)

#### **100 Yards Rushing, Individual**

BY PACKERS — Eddie Lacy, Sept. 25, 2016, vs. Detroit (103 yards)  
BY OPPONENT — Ezekiel Elliott, Oct. 16, 2016, vs. Dallas (157 yards)

#### **100 Yards Rushing, Individual, One Half**

BY PACKERS — Eddie Lacy, Dec. 15, 2013, at Dallas (110 yards in second half)  
BY OPPONENT — Matt Forte, Sept. 13, 2015, at Chicago (105 yards in first half)

#### **100 Yards Rushing and Receiving, Individual**

BY PACKERS — Never  
BY OPPONENT — Darrin Nelson, Nov. 13, 1983, at Minnesota (119 yards rushing, 137 receiving)

#### **Two 100-Yard Rushers**

BY PACKERS — Ryan Grant (106 yards) and DeShawn Wynn (106 yards), Dec. 28, 2008, vs. Detroit  
BY OPPONENT — Tony Dorsett (149 yards) and Robert Newhouse (101 yards), Nov. 12, 1978, vs. Dallas at Milw.

#### **Two 100-Yard Rushers and Two 100-Yard Receivers**

BY PACKERS — Ryan Grant (106 yards) and DeShawn Wynn (106), Dec. 28, 2008, vs. Detroit, Donald Driver (111 yards) and Greg Jennings (101 yards), Dec. 28, 2008, vs. Detroit\*  
BY OPPONENT — Never  
\*First time in NFL history

#### **Four Touchdowns Rushing, Individual**

BY PACKERS — Dorsey Levens, Jan. 2, 2000, vs. Arizona (8, 1, 5, 1 yards)  
BY OPPONENT — DeAngelo Williams, Nov. 30, 2008, vs. Carolina (1, 1, 1, 1 yards)

#### **Three Touchdowns Rushing, Individual**

BY PACKERS — Ahman Green, Oct. 20, 2002, vs. Washington (24, 2, 8 yards)  
BY OPPONENT — Jamaal Charles, Sept. 28, 2015, vs. Kansas City (9, 4, 7 yards)

#### **Two Touchdowns Rushing, Individual**

BY PACKERS — Eddie Lacy, Oct. 2, 2014, vs. Minnesota (11, 10 yards)  
BY OPPONENT — Frank Gore, Nov. 6, 2016, vs. Indianapolis (7, 4 yards)

### PASSING

#### **400 Yards Passing, Individual**

BY PACKERS — Aaron Rodgers, Oct. 26, 2014, at New Orleans (418 yards)  
BY OPPONENT — Philip Rivers, Oct. 18, 2015, vs. San Diego (503 yards)

#### **300 Yards Passing, Individual**

BY PACKERS — Aaron Rodgers, Oct. 20, 2016, vs. Chicago (326 yards)  
BY OPPONENT — Matthew Stafford, Sept. 25, 2016, vs. Detroit (385 yards)

#### **Six Touchdown Passes, Individual**

BY PACKERS — Aaron Rodgers, Nov. 9, 2014, vs. Chicago (1, 4, 73, 40, 56, 18 yards)  
BY OPPONENT — Tommy Kramer, Sept. 28, 1986, at Minnesota (23, 13, 36, 2, 17, 7 yards)

#### **Five Touchdown Passes, Individual**

BY PACKERS — Aaron Rodgers, Sept. 28, 2015, vs. Kansas City (8, 3, 27, 4, 4, 4 yards)  
BY OPPONENT — Matthew Stafford, Jan. 1, 2012, vs. Detroit (8, 13, 2, 5, 12 yards)

#### **Four Touchdown Passes, Individual**

BY PACKERS — Aaron Rodgers, Oct. 30, 2016, at Atlanta (5, 4, 9, 7 yards)  
BY OPPONENT — Matt Ryan, Dec. 8, 2014, vs. Atlanta (5, 22, 1, 2 yards)

#### **Three Touchdown Passes, Individual**

BY PACKERS — Aaron Rodgers, Nov. 6, 2016, vs. Indianapolis (26, 2, 3 yards)  
BY OPPONENT — Matt Ryan, Oct. 30, 2016, at Atlanta (47, 5, 11 yards)

#### **Six Interceptions Thrown, Individual**

BY PACKERS — Tom O'Malley, Sept. 17, 1950, vs. Detroit  
BY OPPONENT — Don Horn, Sept. 26, 1971, vs. Denver at Milw.

#### **Five Interceptions Thrown, Individual**

BY PACKERS — Brett Favre, Oct. 30, 2005, at Cincinnati  
BY OPPONENT — Rich Gannon, Oct. 28, 1990, vs. Minnesota at Milw.

#### **Four Interceptions Thrown, Individual**

BY PACKERS — Brett Favre, Dec. 25, 2005, vs. Chicago  
BY OPPONENT — Nick Foles, Oct. 11, 2015, vs. St. Louis

### RECEIVING

#### **10 or More Receptions, Individual**

BY PACKERS — Davante Adams, Oct. 30, 2016, at Atlanta (12 receptions)  
BY OPPONENT — Keenan Allen, Oct. 18, 2015, vs. San Diego (14 receptions)

#### **200 Yards Receiving, Individual**

BY PACKERS — Jordy Nelson, Sept. 14, 2014, vs. N.Y. Jets (209 yards)  
BY OPPONENT — Marvin Jones, Sept. 25, 2016, vs. Detroit (205 yards)

#### **100 Yards Receiving, Individual**

BY PACKERS — Davante Adams, Oct. 20, 2016, vs. Chicago (132 yards)  
BY OPPONENT — Marvin Jones, Sept. 25, 2016, vs. Detroit (205 yards)

#### **100 Yards Receiving, One Half, Individual**

BY PACKERS — Jordy Nelson, Sept. 25, 2016, vs. Detroit (101 yards in first half)  
BY OPPONENT — Marvin Jones, Sept. 25, 2016, vs. Detroit (111 yards in first half)

#### **Two 100-Yard Receivers**

BY PACKERS — Randall Cobb (131 yards) and Jordy Nelson (113 yards), Dec. 21, 2014, at Tampa Bay  
BY OPPONENT — Calvin Johnson (244 yards) and Brandon Pettigrew (116 yards), Jan. 1, 2012, vs. Detroit

#### **Four Touchdown Receptions, Individual**

BY PACKERS — Sterling Sharpe, Nov. 24, 1994, at Dallas (1, 36, 30, 5 yards)  
BY OPPONENT — Never

#### **Three Touchdown Receptions, Individual**

BY PACKERS — Randall Cobb, Sept. 28, 2015, vs. Kansas City (3, 4, 4 yards)  
BY OPPONENT — Vincent Jackson, Nov. 6, 2011, at San Diego (23, 5, 29 yards)

#### **Two Touchdown Receptions, Individual**

BY PACKERS — Davante Adams, Oct. 20, 2016, vs. Chicago (5, 4 yards)  
BY OPPONENT — Cole Beasley, Oct. 16, 2016, vs. Dallas (1, 4 yards)

### INTERCEPTIONS

#### **Four Interceptions, Individual**

BY PACKERS — Willie Buchanon, Sept. 24, 1978, at San Diego  
BY OPPONENT — Never

#### **Three Interceptions, Individual**

BY PACKERS — Tom Flynn, Oct. 28, 1984, vs. Detroit  
BY OPPONENT — Vencie Glenn, Dec. 27, 1992, at Minnesota

#### **Two Interceptions, Individual**

BY PACKERS — Ha Ha Clinton-Dix, Nov. 6, 2016, vs. Indianapolis  
BY OPPONENT — Janoris Jenkins, Oct. 9, 2016, vs. N.Y. Giants

#### **Interception Returned for Touchdown**

BY PACKERS — Damarious Randall, Dec. 20, 2015, at Oakland (43 yards)  
BY OPPONENT — Cortez Allen, Dec. 22, 2013, vs. Pittsburgh (40 yards)

### TOUCHDOWNS

#### **Five Touchdowns, Individual**

BY PACKERS — Paul Hornung, Dec. 12, 1965, at Baltimore (2-, 9-, 3-yard runs; 50-, 65-yard receptions)  
BY OPPONENT — Never

#### **Four Touchdowns, Individual**

BY PACKERS — Dorsey Levens, Jan. 2, 2000, vs. Arizona (8-, 1-, 5-, 1-yard runs)  
BY OPPONENT — DeAngelo Williams, Nov. 30, 2008, vs. Carolina (1-, 1-, 1-, 1-yard runs)

#### **Three Touchdowns, Individual**

BY PACKERS — Randall Cobb, Sept. 28, 2015, vs. Kansas City (3-, 4-, 4-yard receptions)  
BY OPPONENT — Jamaal Charles, Sept. 28, 2015, vs. Kansas City (9-, 4-, 7-yard runs)

## THE LAST TIME

### **FIELD GOALS/PATS**

#### **Five Field Goals Made, Individual**

BY PACKERS — Mason Crosby, Nov. 22, 2015, at Minnesota (42, 47, 40, 42, 52 yards)  
BY OPPONENT — Dan Bailey, Dec. 15, 2013, at Dallas (47, 23, 43, 50, 50 yards)

#### **Four Field Goals Made, Individual**

BY PACKERS — Mason Crosby, Nov. 22, 2015, at Minnesota (42, 47, 40, 42, 52 yards)  
BY OPPONENT — Dan Carpenter, Dec. 14, 2014, at Buffalo (27, 51, 35, 48 yards)

#### **60-Yard Field Goal**

BY PACKERS — Never  
BY OPPONENT — David Akers, Sept. 9, 2012, vs. San Francisco (63 yards)

#### **50-Yard Field Goal**

BY PACKERS — Mason Crosby, Nov. 26, 2015, vs. Chicago (50 yards)  
BY OPPONENT — Matt Prater, Sept. 25, 2016, vs. Detroit (50 yards)

#### **Blocked Field-Goal Attempt**

BY PACKERS — Datone Jones, Oct. 11, 2015, vs. St. Louis (50-yard Greg Zuerlein attempt)  
BY OPPONENT — Akiem Hicks, Oct. 20, 2016, vs. Chicago (31-yard Mason Crosby attempt)

#### **Two-Point Conversion**

BY PACKERS — Aaron Rodgers, Oct. 30, 2016, at Atlanta  
BY OPPONENT — Travis Kelce, Sept. 28, 2015, vs. Kansas City (pass from Alex Smith)

#### **Point After Touchdown Missed**

BY PACKERS — Mason Crosby, Oct. 20, 2016, vs. Chicago (third attempt, wide right)  
BY OPPONENT — Blair Walsh, Nov. 22, 2015, at Minnesota (first attempt, wide right)

#### **Blocked Point After Touchdown**

BY PACKERS — Datone Jones, Sept. 22, 2013, at Cincinnati (Mike Nugent, fourth attempt)  
BY OPPONENT — Ra'Shede Hageman, Dec. 8, 2014, vs. Atlanta (Mason Crosby, fifth attempt)

### **PUNTING**

#### **70-Yard Punt**

BY PACKERS — Tim Masthay, Dec. 18, 2011, at Kansas City (71 yards)  
BY OPPONENT — Jon Ryan, Sept. 24, 2012, at Seattle (73 yards)

#### **60-Yard Punt**

BY PACKERS — Jacob Schum, Nov. 6, 2016, vs. Indianapolis (65 yards)  
BY OPPONENT — Pat McAfee, Nov. 6, 2016, vs. Indianapolis (67 yards)

#### **Blocked Punt**

BY PACKERS — Jamari Lattimore, Nov. 4, 2013, vs. Chicago (Adam Podlesh, punter)  
BY OPPONENT — Bryan Braman, Nov. 16, 2014, vs. Philadelphia (Tim Masthay, punter)

#### **10 Punts, Individual**

BY PACKERS — Jon Ryan, Nov. 19, 2006, vs. New England (10 punts; 459 yards)  
BY OPPONENT — Chris Kluwe, Dec. 21, 2006, vs. Minnesota (10 punts; 434 yards)

#### **No Punts**

BY PACKERS — Oct. 26, 2014, at New Orleans  
BY OPPONENT — Oct. 26, 2014, at New Orleans

### **OTHER SPECIAL TEAMS**

#### **Kickoff Returned for Touchdown**

BY PACKERS — Randall Cobb, Sept. 8, 2011, vs. New Orleans (108 yards)  
BY OPPONENT — Jordan Todman, Nov. 6, 2016, vs. Indianapolis (99 yards)

#### **Punt Returned for Touchdown**

BY PACKERS — Micah Hyde, Dec. 28, 2014, vs. Detroit (55 yards)  
BY OPPONENT — Marcus Thigpen, Dec. 14, 2014, at Buffalo (75 yards)

#### **Blocked (Opponent) Field Goal Returned for Touchdown**

BY PACKERS — Willie Buchanon, Dec. 17, 1972, at New Orleans (57 yards)  
BY OPPONENT — Shawn Springs, Nov. 1, 1999, vs. Seattle (61 yards)

#### **Blocked Punt Returned for Touchdown**

BY PACKERS — Dezman Moses, Oct. 28, 2012, vs. Jacksonville (0 yards; Bryan Anger, punter)  
BY OPPONENT — DeVier Posey, Oct. 14, 2012, at Houston (0 yards; Tim Masthay, punter)

#### **Recovered Own Onside Kick Attempt**

BY PACKERS — Damarius Randall, Nov. 15, 2015, vs. Detroit (Mason Crosby, kicker)  
BY OPPONENT — Darrell Stuckey, Nov. 6, 2011, at San Diego (Nick Novak, kicker)

### **OTHER DEFENSE**

#### **Shutout Posted**

BY PACKERS — Oct. 31, 2010, at N.Y. Jets (9-0)  
BY OPPONENT — Nov. 19, 2006, vs. New England (35-0)

#### **Fumble Returned for Touchdown**

BY PACKERS — Casey Hayward, Nov. 16, 2014, vs. Philadelphia (49 yards)  
BY OPPONENT — Leonard Floyd, Oct. 20, 2016, vs. Chicago (0 yards)

#### **Safety Scored**

BY PACKERS — Team, Dec. 28, 2014, vs. Detroit (Matthew Stafford penalized for intentional grounding in end zone)  
BY OPPONENT — Malik Jackson, Nov. 1, 2015, at Denver (Richard Rodgers tackled in end zone)

#### **Five Sacks, Individual**

BY PACKERS — Vonnie Holliday, Dec. 22, 2002, vs. Buffalo  
BY OPPONENT — Antwan Odom, Sept. 20, 2009, vs. Cincinnati

#### **Four Sacks, Individual**

BY PACKERS — Kabeer Gbaja-Biamila, Jan. 2, 2005, at Chicago  
BY OPPONENT — Chris Clemons, Sept. 24, 2012, at Seattle

#### **Three Sacks, Individual**

BY PACKERS — A.J. Hawk, Oct. 13, 2013, at Baltimore  
BY OPPONENT — Dwight Freeney, Dec. 27, 2015, at Arizona

### **MISCELLANEOUS**

#### **No Penalties**

BY PACKERS — Nov. 4, 2013, vs. Chicago  
BY OPPONENT — Dec. 14, 1997, at Carolina

#### **Game Without Touchdown**

BY PACKERS — Dec. 12, 2010, at Detroit  
BY OPPONENT — Oct. 4, 2015, at San Francisco

#### **50 Points, Game**

BY PACKERS — 53, Nov. 16, 2014, vs. Philadelphia  
BY OPPONENT — 51, Nov. 24, 2008, at New Orleans

#### **40 Points, Game**

BY PACKERS — 43, Dec. 8, 2014, vs. Atlanta  
BY OPPONENT — 44, Oct. 26, 2014 at New Orleans

#### **500 Yards Total Offense**

BY PACKERS — 502, Dec. 8, 2014, vs. Atlanta  
BY OPPONENT — 500, Nov. 1, 2015, at Denver

#### **Tie Game**

Green Bay 26, Minnesota 26, Nov. 24, 2013

# GREEN BAY 27 JACKSONVILLE 23

EverBank Field, Sunday, Sept. 11, 2016. Attendance: 63,179. Time: 3:10. Weather: 90° F. Humidity: 55 percent. Wind: N 3 mph **GAME 1**

**JACKSONVILLE:** QB — Aaron Rodgers was far from impressed with his season opener. He was concerned that Green Bay's offense wasn't effective early and had some struggles in the red zone. Nonetheless, the Packers' harshest critic was a big reason they won a close game on the road in sweltering heat. Rodgers threw two touchdown passes and ran for another score, leading Green Bay to a 27-23 victory against the Jacksonville Jaguars in the team's season opener Sunday.

Rodgers looked every bit like a two-time league MVP. He extended plays with his feet, escaped sacks and was accurate all over the field. Rodgers completed 20 of 34 passes for 199 yards, with TD passes to Jordy Nelson and Davante Adams. He was sacked once for no yards and didn't turn it over.

He helped the Packers win their second opener in the last five years. This one came on a hot and humid day that left some players cramping and others completely exhausted.

Nelson played his first game since tearing the anterior cruciate ligament in his right knee in the 2015 preseason. The injury significantly impacted Rodgers, who lost his best deep threat, and the offense, which fell to 23rd in the league and led for 25th in passing.

Nelson finished with six receptions for 32 yards, including a 6-yard TD in the second quarter.

The Jaguars mounted a late drive that came up short on a fourth-and-1 play at the Packers' 14. The Jaguars had converted their previous three fourth-down plays, but Allen Hurns failed to move the sticks on a bubble screen.

Blake Bortles completed 24 of 39 passes for 320 yards with a touchdown and an interception.

With 13 seconds left in the first half, Adams hauled in a 29-yarder that was vintage Rodgers, who managed to get rid of the ball with a defender tugging at his jersey and still got enough on it to reach the end zone.

Jaguars running back Chris Ivory was hospitalized Sunday with a "general medical issue" and was inactive for the opener. Ivory was taken by ambulance from the team hotel to a local hospital early Sunday. He was limited in three practices this week because of a calf injury, but the team said that was not related to his hospital stay.

Jaguars receiver Allen Robinson finished with six catches for 72 yards, but there were nine more passes thrown his way.

**OFFICIALS** — Referee: Carl Chieffers (51); Umpire: Lindsey Wash (96); Head Linesman: Jerry Bergman (91); Line Judge: Tom Stephan (68); Side Judge: Johan Monroe (120); Field Judge: Rick Patterson (15); Back Judge: Rich Martinez (39); Replay Official: Eamie Franz

**STARTING LINEUPS**

Green Bay Packers		Jacksonville Jaguars	
Offense	Defense	Offense	Defense
WR 87 J.Nelson	NT 98 L.Gibson	WR 15 A.Robinson	LEO 56 D.Fowler
LT 69 D.Dakhlani	DT 76 M.Daniels	TE 80 J.Thomas	DT 90 M.Jackson
LG 65 L.Taylor	LOLB 52 C.Matthews	LT 68 K.Beachum	DT 97 R.Miller
C 73 J.Treter	ILB 47 J.Ryan	LG 76 L.Loeckel	DE 75 J.Orrick
RG 70 T.Lano	ILB 50 B.Martinez	C 65 B.Linder	WB 50 T.Smith
RT 75 B.Buraga	ROLB 53 N.Berry	ROLB 50 A.Cann	MLB 51 P.Possisany
TE 89 J.Cook	LCB 23 D.Handall	RT 78 J.Faneal	LCB 31 D.House
WR 18 R.Cobb	RCB 37 S.Shields	TE 89 M.Lewis	FS 39 T.Gipson
WR 17 D.Adams	SS 42 M.Burnett	WR 88 A.Hurns	SS 37 J.Gipson
QB 12 A.Rodgers	FS 21 H.Chilton-Dix	FS 5 B.Bortles	CB 20 J.Ramsey
RB 27 E.Lacey	CB 24 O.Rollins	RB 24 T.Yeldon	CB 21 P.Amuntanara

**GREEN BAY SUBSTITUTIONS** — K 2 M.Crosby, P 10 J.Schum, FB 22 A.Ripkowski, S 25 M.Evans, S 29 K.Brice, DB 33 M.Hyde, CB 36 L.Gunter, FB 44 J.Starks, LB 48 J.Thomas, LB 51 K.Fackell, LB 56 J.Pepers, LS 61 B.Goodie, TG 67 D.Barclay, 1 78 J.Spriggs, TE 80 J.Perillo, TE 82 R.Rodgers, WR 83 J.Adams, WR 84 J.Abdurrahman, WR 88 T.Montgomery, DE 94 D.Lovry, DE/LB 95 D.Jones, DT 97 K.Clark, DT 99, **DID NOT PLAY** — QB 7 B.Hundley, **INACTIVES** — QB 6 J.Callahan, WR 11 T.Davis, RB 26 J.Presley, CB 28 J.Hawkins, S 32 C.Banjo, T 68 K.Murphy, LB 91 J.Elliott.

**FIELD GOALS (made ( ) & missed)**

Player	Attempts	Made	Missed
J.Myers	2	3	4
J.Myers	1	14	3
J.Myers	7	10	3

**GREEN BAY DEFENSIVE STATISTICS (Official)**

Player	ATT	INT	SACK	QBH	FF	FR	INT	PD
M.Daniels	1	1	2	0	0	0	0	0
L.Gunter	1	1	0	0	0	0	0	0
Q.Rollins	1	1	0	0	0	0	0	0
K.Clark	1	0	0	0	0	0	0	0
M.Hyde	1	0	0	0	0	0	0	0
J.Pepers	1	0	0	0	0	0	0	0
C.Ringo	0	0	0	0	0	0	0	0
D.Jones	0	0	0	0	0	0	0	0
<b>Totals</b>	<b>47</b>	<b>21</b>	<b>9</b>	<b>68</b>	<b>3-20</b>	<b>7</b>	<b>1</b>	<b>0</b>

**GREEN BAY DEFENSIVE STATISTICS (Official)**

Player	ATT	INT	SACK	QBH	FF	FR	INT	PD
M.Daniels	1	1	2	0	0	0	0	0
L.Gunter	1	1	0	0	0	0	0	0
Q.Rollins	1	1	0	0	0	0	0	0
K.Clark	1	0	0	0	0	0	0	0
M.Hyde	1	0	0	0	0	0	0	0
J.Pepers	1	0	0	0	0	0	0	0
C.Ringo	0	0	0	0	0	0	0	0
D.Jones	0	0	0	0	0	0	0	0
<b>Totals</b>	<b>47</b>	<b>21</b>	<b>9</b>	<b>68</b>	<b>3-20</b>	<b>7</b>	<b>1</b>	<b>0</b>

**Green Bay Packers**

Player	ATT	YDS	AVG	TD	LG	INT	RT
E.Lacey	14	61	4.4	0	28	0	0
A.Rodgers	4	16	4.0	0	8	0	0
R.Cobb	4	11	2.8	0	4	0	0
J.Starks	3	7	1.8	0	4	0	0
<b>Total</b>	<b>25</b>	<b>95</b>	<b>3.8</b>	<b>0</b>	<b>28</b>	<b>0</b>	<b>0</b>

**Jacksonville Jaguars**

Player	ATT	YDS	AVG	TD	LG	INT	RT
T.Yeldon	21	39	1.9	0	7	0	0
D.Robinson	3	7	2.3	0	3	0	0
B.Bortles	2	2	1.0	0	3	0	0
<b>Total</b>	<b>26</b>	<b>48</b>	<b>1.8</b>	<b>0</b>	<b>7</b>	<b>0</b>	<b>0</b>

**PASSING**

Player	ATT	COMP	YDS	SKYD	TD	LG	INT	RT
A.Rodgers	34	20	199	1/0	2	32	0	95:1
<b>Total</b>	<b>34</b>	<b>20</b>	<b>199</b>	<b>1/0</b>	<b>2</b>	<b>32</b>	<b>0</b>	<b>95:1</b>

**PASS RECEIVING**

Player	NO	YDS	AVG	TD	LG	INT	TD
R.Cobb	6	57	9.5	0	32	0	0
J.Nelson	6	32	5.3	0	8	0	0
D.Adams	3	50	16.7	1	29	0	1
A.Hurns	4	75	18.8	0	11	0	0
T.Yeldon	4	30	7.5	0	11	0	0
M.Lewis	4	48	12.0	0	37	0	0
M.Lee	2	22	11.0	0	12	0	0
R.Green	1	9	9.0	0	9	0	0
<b>Total</b>	<b>20</b>	<b>199</b>	<b>10.0</b>	<b>1</b>	<b>32</b>	<b>0</b>	<b>2</b>

**INTERCEPTIONS**

Player	NO	YDS	AVG	LG	TD
J.Thomas	1	9	9.0	9	0
<b>Total</b>	<b>1</b>	<b>9</b>	<b>9.0</b>	<b>9</b>	<b>0</b>

**PUNTING**

Player	NO	YDS	AVG	NET	TB	IN20	LG	TD
J.Schum	4	184	46.0	42.5	0	0	56	0
<b>Total</b>	<b>4</b>	<b>184</b>	<b>46.0</b>	<b>42.5</b>	<b>0</b>	<b>0</b>	<b>56</b>	<b>0</b>

**PUNT RETURNS**

Player	NO	YDS	AVG	FC	LG	TD
<b>Total</b>	<b>2</b>	<b>0</b>	<b>0.0</b>	<b>0</b>	<b>0</b>	<b>0</b>

**KICK RETURNS**

Player	NO	YDS	AVG	FC	LG	TD
T.Montgomery	1	14	14.0	0	14	0
C.Grant	1	0	0.0	0	0	0
(fback)	5	0	0.0	0	0	0
Returns	1	14	14.0	0	14	0
<b>Total</b>	<b>1</b>	<b>14</b>	<b>14.0</b>	<b>0</b>	<b>14</b>	<b>0</b>

**FUMBLES**

Player	Fum	Lost	Rec	Yds	TD	FF	Rec	Yds	TD	Bds	Out
J.Thomas	1	0	0	0	0	0	0	0	0	0	0
M.Hyde	0	0	0	0	0	0	0	0	0	0	0
H.Chilton-Dix	0	0	0	0	0	0	0	0	0	0	0
<b>Total</b>	<b>1</b>	<b>0</b>	<b>0</b>	<b>0</b>	<b>0</b>	<b>0</b>	<b>0</b>	<b>0</b>	<b>0</b>	<b>0</b>	<b>0</b>

**TOTAL FIRST DOWNS**

Team	By Rushing	By Passing	By Penalty
Green Bay Packers	18	6	10
Jacksonville Jaguars	20	4	14

**THIRD-DOWN EFFICIENCY**

Team	4-15-50%	4-15-27%
Green Bay Packers	2	2
Jacksonville Jaguars	2	2

**FOURTH-DOWN EFFICIENCY**

Team	1-1-100%	3-4-75%
Green Bay Packers	0	0
Jacksonville Jaguars	0	0

**TOTAL NET YARDS**

Team	Offensive	Defensive
Green Bay Packers	294	348
Jacksonville Jaguars	60	348

**NET YARDS RUSHING**

Team	Total	Per Rushing Play
Green Bay Packers	95	2.5
Jacksonville Jaguars	26	1.8

**NET YARDS PASSING**

Team	Total	Per Passing Play
Green Bay Packers	199	3.8
Jacksonville Jaguars	22	1.9

**NET YARDS TOTAL**

Team	Total
Green Bay Packers	294
Jacksonville Jaguars	270

**NET YARDS PER PLAY**

Team	Total
Green Bay Packers	4.9
Jacksonville Jaguars	5.1

**NET YARDS PER PLAY**

Team	Total
Green Bay Packers	4.9
Jacksonville Jaguars	5.1

**NET YARDS PER PLAY**

Team	Total
Green Bay Packers	4.9
Jacksonville Jaguars	5.1

**NET YARDS PER PLAY**

Team	Total
Green Bay Packers	4.9
Jacksonville Jaguars	5.1

**NET YARDS PER PLAY**

Team	Total
Green Bay Packers	4.9
Jacksonville Jaguars	5.1

**NET YARDS PER PLAY**

Team	Total
Green Bay Packers	4.9
Jacksonville Jaguars	5.1

**NET YARDS PER PLAY**

Team	Total
Green Bay Packers	4.9
Jacksonville Jaguars	5.1

**NET YARDS PER PLAY**

Team	Total
Green Bay Packers	4.9
Jacksonville Jaguars	5.1

**NET YARDS PER PLAY**

Team	Total
Green Bay Packers	4.9
Jacksonville Jaguars	5.1

**NET YARDS PER PLAY**

Team	Total
Green Bay Packers	4.9
Jacksonville Jaguars	5.1

**NET YARDS PER PLAY**

Team	Total
Green Bay Packers	4.9
Jacksonville Jaguars	5.1

**NET YARDS PER PLAY**

Team	Total
Green Bay Packers	4.9
Jacksonville Jaguars	5.1

**NET YARDS PER PLAY**

Team	Total
Green Bay Packers	4.9
Jacksonville Jaguars	5.1

**NET YARDS PER PLAY**

Team	Total
Green Bay Packers	4.9
Jacksonville Jaguars	5.1

**NET YARDS PER PLAY**

Team	Total
Green Bay Packers	4.9
Jacksonville Jaguars	5.1

**NET YARDS PER PLAY**

Team	Total
Green Bay Packers	4.9
Jacksonville Jaguars	5.1

**NET YARDS PER PLAY**

Team	Total
Green Bay Packers	4.9
Jacksonville Jaguars	5.1

**NET YARDS PER PLAY**

Team	Total
Green Bay Packers	4.9
Jacksonville Jaguars	5.1

**NET YARDS PER PLAY**

Team	Total
Green Bay Packers	4.9
Jacksonville Jaguars	5.1

**NET YARDS PER PLAY**

Team	Total
Green Bay Packers	4.9
Jacksonville Jaguars	5.1

**NET YARDS PER PLAY**

Team	Total
Green Bay Packers	4.9
Jacksonville Jaguars	5.1

**NET YARDS PER PLAY**

Team	Total
Green Bay Packers	4.9
Jacksonville Jaguars	5.1

**NET YARDS PER PLAY**

Team	Total
Green Bay Packers	4.9
Jacksonville Jaguars	5.1

**NET YARDS PER PLAY**

Team	Total
Green Bay Packers	4.9
Jacksonville Jaguars	5.1

**NET YARDS PER PLAY**

Team	Total
Green Bay Packers	4.9

**MINNEAPOLIS** -- Sam Bradford had a Minnesota debut almost as dazzling as the new \$1.1 billion building itself, completing 22 of 31 passes for 286 yards, two touchdowns and no turnovers to lead the Vikings to a 17-14 victory over the Green Bay Packers on Sunday night just 15 days after he arrived in a trade.

The defense did the rest, harassing Aaron Rodgers for five sacks and two fourth-quarter turnovers that quashed the comeback and sent the crowd of 66,813 into a deafening frenzy in the third quarter, with a tight knee injury, and only 19 yards on 12 carries, but the Vikings (2-0) proved they still have a lot of options. Stefon Diggs caught nine passes for 182 yards and a touchdown. They held the Packers (1-1) to 65 total yards in the first half, withstanding an early touchdown pass by Rodgers to Jordy Nelson on a drive aided by two penalties by cornerback Terence Newman.

Tray Wayne, who had two penalties himself, intercepted Rodgers' pass in Vikings territory with 1:30 left to seal the victory. The previous drive was killed with a strip sack by Brian Robison, when Shamar Stephen recovered at the Minnesota 44 with 6:53 remaining.

Rodgers, who ran for 29 yards and a touchdown, began to find a groove throwing the ball down the stretch. He finished 12 for 21 for 154 yards in the second half, but Bradford was the better quarterback on this night.

The Vikings, who aggressively traded two premium draft picks including next year's first-rounder to Philadelphia to fetch Bradford after Teddy Bridgewater went down with a massive left knee injury, boldly eschewed a field-goal try early in the second quarter.

Bradford found Diggs for a 4-yard completion on fourth-and-1 from the 18. Then he hit Kyle Rudolph for an 8-yard touchdown pass three plays later.

Bradford was hit hard on his non-throwing hand by Packers outside linebacker Clay Matthews while following through on a pass at one point during the drive. He visited the locker room briefly for further examination but never missed a snap, despite significant swelling beneath his left pinky. There were only a couple of instances that even hinted of nervousness for Bradford and the offense, when one throw on the first drive sailed well past, where Rudolph's route ended and another later in the first quarter was in the air too quickly for Rudolph to turn around.

**OFFICIALS** — Referee: Walt Anderson (66); Umpire: Burch Hannah (40); Head Linesman: Jerrod Phillips (6); Line Judge: Byron Boston (18); Side Judge: Laird Hayes (125); Field Judge: John Jenkins (117); Back Judge: Gregory Wilson (119); Replay Official: Billy Smith

### STARTING LINEUPS

Green Bay Packers		Minnesota Vikings	
Offense	Defense	Offense	Defense
WR 87 Nelson	NT 98 Dalton	WR 12 Johnson	LE 96 Robinson
LT 69 Dakariari	DT 76 McDaniels	LT 75 McKill	DT 93 S. Stephen
LG 65 L. Taylor	LOLB 53 N. Perry	LG 60 Boone	NT 98 L. Joseph
C 73 Tretter	ILB 47 Ryan	C 61 Berger	RE 97 E. Griffin
RG 70 T. Lago	ILB 50 B. Matthews	RG 63 B. Fusco	MLB 54 A. Kendrick
RT 89 J. Cook	ROLB 52 C. Matthews	RT 71 A. Smith	SLB 55 E. Barr
TE 89 J. Cook	LCB 23 D. Randall	TE 82 K. Rudolph	LOB 23 T. Newman
WR 17 D. Adams	RCB 36 L. Gunter	WR 14 S. Diggs	RCB 26 T. Waynes
WR 18 R. Cobb	SS 42 M. Burnett	OB 8 S. Bradford	SS 34 A. Sendejo
OB 17 A. Rodgers	FS 21 H. Clinton-Dix	WR 19 A. Thielen	FS 22 H. Smith
RB 27 E. Lacy	CB 24 O. Holms	HB 28 A. Peterson	CB 24 C. Munnekin

**GREEN BAY SUBSTITUTIONS** — K 2 M. Crosby, P 10 J. Schum, WR 11 T. Davis, WR 22 A. Ripkowski, S 25 M. Evans, S 29 K. Brice, DB 33 M. Hyde, RB 44 J. Starks, LB 48 J. Thomas, LB 51 K. Rackrell, LB 56 J. Peppers, LB 61 B. Goode, T/G 67 D. Barclay, T 78 J. Spriggs, TE 80 J. Pantilo, TE 82 R. Rodgers, WR 83 J. Adams, WR 84 J. Abdur-Rahman, WR 88 T. Montgomery, DE 94 D. Lowry, DE/LB 95 D. Jones, DT 97 K. Clark, DT 98 C. Flippo. **DID NOT PLAY** — OB 7 B. Hundley, **INACTIVES** — OB 6 J. Callahan, OB 28 J. Hawkins, S 32 C. Bandy, CB 37 S. Shields, T 68 K. Murphy, LB 91 J. Elliott.

**FIELD GOALS (made ( ) & missed)**  
B. Walsh 1/2 (46)  
0/0 (10) 3/7 (4)

VISITOR:	Green Bay Packers	Home:	Minnesota Vikings
Team	5-309	Play Description (Extra Point/Drive Info)	10-54-414
Packers	2 1:07.4	J. Nelson 1 yd pass from A. Rodgers (M. Crosby kick) (5-52, 3:08)	7 10
Vikings	0 0:27	K. Rudolph 8 yd pass from S. Bradford (B. Walsh kick) (10-54, 4:16)	7 10
Vikings	3 2:11	B. Walsh 46 yd field goal (8-59, 4:14)	7 10
Packers	4 12:41	S. Diggs 25 yd pass from S. Bradford (B. Walsh kick) (6-57, 2:46)	7 10
		A. Rodgers 10 yd run (M. Crosby kick) (10-75, 4:30)	14 17

### GREEN BAY DEFENSIVE STATISTICS (official)

UT	A	TE	TI	SK	QB	FE	FB	Int	PD	UT	A	TE	TI	SK	QB	FE	FB	Int	PD	
J. Ryan	6	3	1	9	0-0	0	0	0-0	1	M. Hyde	1	2	0	3	0-0	0	0	0	0-0	0
B. Martinez	5	1	0	5	0-0	0	0	0-0	1	K. Clark	0	3	0	3	0-0	0	0	0	0-0	1
L. Gunter	5	0	0	5	0-0	0	1	0-0	0	L. Gunton	2	0	1	2	0-0	0	0	0	0-0	0
J. Thomas	5	0	1	5	0-0	0	0	0-0	0	J. Peppers	2	0	2	1-5-15	4	0	0	0	0-0	0
M. Daniels	4	1	3	5	1-9	4	0	0-0	0	D. Randall	2	0	2	0-0	0	0	0	0	0-0	0
H. Clinton-Dix	3	2	0	5	0-0	0	0	0-0	0	M. Burnett	1	0	1	1	0-0	0	0	0	0-0	1
N. Perry	1	4	1	5	0-4-5	2	0	0	0-0	K. Rackrell	1	0	0	1	0-0	0	0	0	0-0	0
C. Matthews	3	0	1	3	1-7	2	0	0	0-0	C. Rollins	1	0	1	0	1	0-0	0	0	0-0	0
D. Jones	2	1	1	3	0-0	0	0	0	0-0	Totals	43	18	13	61	4-32	12	1	0	0-0	4

### Green Bay Packers

RUSHING	ATT	YDS	AVG	LG	TD
E. Lacy	12	50	4.2	13	0
A. Rodgers	3	29	9.7	10	0
J. Starks	1	3	0.4	5	0
Total	16	82	5.1	18	0

PASSING	ATT	COMP	YDS	SKYD	TD	LG	INT	RT
A. Rodgers	36	20	213	5/33	1	39	1	70.7
Total	36	20	213	5/33	1	39	1	70.7

PASS RECEIVING	NO	YDS	AVG	LG	TD
J. Nelson	5	72	14.6	39	1
R. Cobb	4	43	10.8	14	0
J. Cook	4	31	7.8	14	0
D. Adams	3	26	8.7	13	0
R. Rodgers	2	25	12.5	15	0
J. Starks	1	16	16.0	16	0
Total	20	213	10.7	39	1

INTERCEPTIONS	NO	YDS	AVG	LG	TD
Total	0	0	0.0	0	0

PUNTING	NO	YDS	AVG	NET	TB	IN20	LG
J. Schum	5	193	38.6	38.6	0	1	44
Total	5	193	38.6	38.6	0	1	44

PUNT RETURNS	NO	YDS	AVG	FC	LG	TD
D. Randall	1	0	0.0	0	0	0
M. Hyde	0	0	0.0	0	0	0
T. Davis	0	0	0.0	0	0	0
(downed)	1	0	0.0	0	0	0
Returns	1	0	0.0	0	0	0

KICK RETURNS	NO	YDS	AVG	FC	LG	TD
T. Montgomery	1	21	21.0	0	21	0
(tback)	3	0	0.0	0	0	0
Returns	1	21	21.0	0	21	0

FUMBLES	Fum	Lost	Rec	Yds	TD	FF	Rec	Yds	TD	Bds	Out
A. Rodgers	3	1	0	0	0	0	0	0	0	0	0
D. Adams	1	1	0	0	0	0	0	0	0	0	0
J. Tretter	0	0	1	0	0	0	0	0	0	0	0
R. Cobb	0	0	0	0	0	1	1	0	0	0	0
L. Gunter	0	0	0	0	0	1	1	0	0	0	0
Total	4	2	2	0	0	2	1	0	0	0	0

### Minnesota Vikings

RUSHING	ATT	YDS	AVG	LG	TD
A. Peterson	12	19	1.6	12	0
M. Walsh	6	14	2.3	5	0
J. Wickham	2	1	0.5	3	0
C. Peterson	1	-2	-2.0	3	0
S. Bradford	1	-3	-3.0	3	0
Total	22	30	1.4	12	0

PASSING	ATT	COMP	YDS	SKYD	TD	LG	INT	RT
S. Bradford	31	22	286	4/32	2	46	0	121.2
Total	31	22	286	4/32	2	46	0	121.2

PASS RECEIVING	NO	YDS	AVG	LG	TD
S. Diggs	9	182	20.2	46	1
A. Thielen	4	103	25.8	15	0
K. Rudolph	3	31	10.3	19	1
C. Johnson	2	15	7.5	10	0
A. Peterson	2	7	3.5	5	0
M. Asiatu	1	11	11.0	11	0
M. Asiatu	1	-1	-1.0	-1	0
J. McKinnon	2	22	11.0	13	0
Total	22	286	13.0	46	2

INTERCEPTIONS	NO	YDS	AVG	LG	TD
T. Waynes	1	4	4.0	4	0
Total	1	4	4.0	4	0

PUNTING	NO	YDS	AVG	NET	TB	IN20	LG
J. Locke	7	273	39.0	38.7	0	5	50
Total	7	273	39.0	38.7	0	5	50

PUNT RETURNS	NO	YDS	AVG	FC	LG	TD
M. Shields	0	0	0.0	0	0	0
(downed)	1	0	0.0	0	0	0
(out of bounds)	1	0	0.0	0	0	0
Returns	1	0	0.0	0	0	0

KICK RETURNS	NO	YDS	AVG	FC	LG	TD
C. Peterson	2	62	31.0	0	37	0
(tback)	1	0	0.0	0	0	0
Returns	2	62	31.0	0	37	0

FUMBLES	Fum	Lost	Rec	Yds	TD	FF	Rec	Yds	TD	Bds	Out
A. Thielen	1	0	1	0	0	0	0	0	0	0	0
A. Sendejo	1	1	0	0	0	1	3	0	0	0	0
E. Griffin	1	0	0	0	0	1	0	0	0	0	0
D. Hunter	0	0	0	0	0	1	0	0	0	0	0
E. Kendrick	0	0	0	0	0	1	0	0	0	0	0
B. Robinson	0	0	0	0	0	1	0	0	0	0	0
S. Stephen	0	0	0	0	0	1	0	0	0	0	0
Total	2	1	1	0	0	4	2	3	0	0	0

TOTAL FIRST DOWNS	Visitor	Home
By Rushing	20	15
By Passing	5	11
By Penalty	10	11
Total	35	37

THIRD-DOWN EFFICIENCY	Visitor	Home
6-13-46%	4-14-29%	2-6-33%

FOURTH-DOWN EFFICIENCY	Visitor	Home
0-1-0%	1-2-50%	0-0-0%

NET YARDS RUSHING	Visitor	Home
83	30	22

NET YARDS PASSING	Visitor	Home
213	286	30

NET YARDS PLAYING	Visitor	Home
306	316	52

EXTRA POINTS Made-Attempts	Visitor	Home
2-2	2-2	2-2

FIELD GOALS Made-Attempts	Visitor	Home
1-1	1-1	1-1

GOAL-TO-GO EFFICIENCY	Visitor	Home
0-0-0%	0-0-0%	0-0-0%

**GREEN BAY, Wis.** — The timing is back for quarterback Aaron Rodgers and the rest of Green Bay's offense. The Packers' pass defense might need a little work, though.

Rodgers threw for 205 yards and four touchdowns, including two in the first half to Jordy Nelson, and the Packers snapped out of their offensive funk before holding off the Detroit Lions for a 34-27 win Sunday.

Rodgers was 15 of 24, leading the Packers to touchdowns on their first three series. Nelson had 101 yards on six catches, returning to the form that made him one of the NFL's best receivers before missing the 2015 season with a knee injury.

They moved the ball on the Lions' short-handed defense with ease in the first half. The Packers (2-1) led 31-10 at halftime before the Lions slowly chipped away.

Marion Jones' 35-yard touchdown catch with 3:34 left got Detroit (1-2) within seven. But Rodgers had a critical 11-yard run on third-and-8 from the Packers' 27 with 3:22 left to effectively seal the win.

Jones had a career-high 205 yards on six receptions. Matthew Stafford passed for 385 yards and three scores for the Lions, who held advantages in total yardage (418-324) and time of possession, holding the ball for 35 minutes.

But the Packers burned the secondary with big plays to build a big lead, and Eddie Lacy ran for 103 yards on 17 carries.

Coach Mike McCarthy and Rodgers heard questions about the out-of-sync passing game following the 17-14 loss last week to Minnesota.

Now the Packers head into an early bye week with renewed confidence after a successful opener at Lambeau field.

The Lions gained chunks of yardage in the second half after being forced to play catch-up following Green Bay's big early lead. The Packers' defense was also missing four starters, including linemen Clay Matthews.

Stafford found holes over the middle of the field. He connected with Jones for a 23-yard completion on the first play from scrimmage in the second half to the Detroit 46.

But Green Bay's staunch run defense had another big day, albeit against a Lions offense playing without injured tailback Ameer Abdullah. Detroit managed just 50 yards on 23 carries, with a team-high 38 yards on 10 carries by Dwayne Washington.

Jones gave the Lions a boost going into halftime with a 73-yard touchdown pass from Stafford to get Detroit within 31-10. He stiff-armed cornerback Josh Hawkins before sprinting untouched 45 yards into the end zone.

The Packers' offense accomplished two of McCarthy's bigger goals for this week: Receivers worked the middle of the field, and Lacy got more carries in the running game. Nelson was lined up in the slot on his 8-yard touchdown catch in the first quarter, when Rodgers pump-faked, then stepped up in the pocket to find Nelson. Lacy looked rejuvenated as he bounced off defenders for a 25-yard run in the second quarter.

**OFFICIALS** — Referee: Carl Cheffers (51); Umpire: Ruben Fowler (71); Head Linesman: Kent Payne (79); Line Judge: Tim Podzara (47); Side Judge: Jon Luchiansky (89); Field Judge: Brad Freeman (88); Back Judge: Jim Quirk (63); Replay Official: Charles Stewart

### STARTING LINEUPS

Detroit Lions		Green Bay Packers	
Offense	Defense	Offense	Defense
WR 15 G. Tate	DE 98 D. Taylor	WR 67 J. Nelson	NT 97 K. O'Kirk
LT 68 T. Decker	DT 93 T. Walker	LT 69 D. Bakhtiari	LT 76 M. Daniels
LG 72 L. Tomlinson	DT 92 H. Ngata	LG 66 L. Taylor	LOLB 56 J. Peppers
C 64 T. Swanson	DE 61 K. Hyder	C 73 J. Ryan	ILB 47 J. Ryan
RG 75 L. Warford	OLB 50 T. Ambrister	RG 70 T. Lano	ILB 50 B. Martinez
RT 71 R. Raft	MLB 59 T. Whitnaker	RT 75 B. Bulaga	ROLB 53 M. Perry
TE 85 E. Elton	OLB 33 K. Van Noy	TE 82 R. Rodgers	LOB 23 D. Randall
WR 11 M. Jones	CB 23 D. Slay	WR 18 R. Cobb	RQB 36 L. Gardner
WR 80 A. Boldin	CB 24 M. Lawson	SS 21 A. Rodgers	SS 33 M. Hyde
QB 9 M. Stafford	SS 32 T. Wilson	FB 27 E. Lacy	FB 21 H. Clinton-Dix
RB 25 T. Riddick	FS 27 G. Dunn	FB 22 A. Ripkowski	CB 24 O. Hollins

**GREEN BAY SUBSTITUTIONS** — K 2 M. Crosby, P 10 J. Schum, WR 11 T. Davis, WR 17 D. Adams, S 25 M. Evans, CB 28 J. Hawkins, S 29 K. Brice, S 32 C. Bang, RB 44 J. Starks, LB 44 J. Thomas, LB 51 K. Fackell, LB 67 D. Barclay, T 78 J. Spriggs, TE 80 J. Perillo, WR 83 J. Jans, WR 84 J. Albrechts, WR 88 T. Montgomery, TE 89 J. Elliott, DE 94 D. Lowry, DT 99 C. Ringo, **DID NOT PLAY** — QB 7 B. Hundley, **INACTIVES** — QB 6 J. Callahan, CB 37 S. Shields, S 42 M. Burnett, LB 52 C. Matthews, T 68 K. Murphy, DE/LB 95 D. Jones, DT 98 L. Gunter.

### FIELD GOALS (made / & missed)

Player	Attempts	Yards	Result
M. Pater	(42)	43	WR (50)
DETROIT:			
HOME:			
VISITOR:			
Green Bay Packers	1	3	7
Detroit Lions	3	7	17
DETROIT:			
HOME:			
VISITOR:			
Green Bay Packers	2	7	7
Detroit Lions	3	7	3

Team	Qtr	Time	Play Description (Extra Point/Drive Info)	Yds	Player
Lions	1	11:22	D. Adams 14 yd. pass from A. Rodgers (M. Crosby kick) (8-75, 3:38)	14	D. Adams
Lions	1	2:45	M. Pater 42 yd. Field Goal (15-52, 8:37)	42	M. Pater
Packers	1	1:05	J. Nelson 8 yd. pass from A. Rodgers (M. Crosby kick) (4-61, 1:44)	8	J. Nelson
Packers	2	14:46	R. Rodgers 2 yd. pass from A. Rodgers (M. Crosby kick) (2-67, 0:47)	2	R. Rodgers
Packers	2	10:41	M. Crosby 36 yd. Field Goal (4-57, 0:59)	36	M. Crosby
Packers	2	1:10	J. Nelson 17 yd. pass from A. Rodgers (M. Crosby kick) (7-67, 3:53)	17	J. Nelson
Lions	3	8:23	M. Jones 73 yd. pass from M. Stafford (M. Pater kick) (12-77, 6:37)	73	M. Jones
Lions	4	3:14	M. Crosby 46 yd. Field Goal (9-47, 5:09)	46	M. Crosby
Packers	4	12:32	M. Pater 55 yd. Field Goal (10-50, 5:42)	55	M. Pater
Lions	4	3:34	M. Jones 35 yd. pass from M. Stafford (M. Pater kick) (6-62, 1:31)	35	M. Jones

### GREEN BAY DEFENSIVE STATISTICS (official)

Player	Att	Comp	Yds	Sk	TD	Int	Pass Def
M. Hyde	10	0	0	10	0	0	0
M. Perry	8	1	4	9	2	0	0
J. Ryan	5	3	1	8	0	0	0
H. Clinton-Dix	6	0	0	0	0	0	0
B. Martinez	5	0	0	0	0	0	0
K. Clark	3	2	0	5	0	0	0
L. Gunter	3	0	1	3	0	0	0
J. Thomas	3	0	0	3	0	0	0
C. Ringo	0	3	0	0	0	0	0
J. Elliott	2	0	1	2	0	0	0

Player	Att	Comp	Yds	Sk	TD	Int	Pass Def
D. Washington	10	2	38	3	8	0	0
M. Jones	6	5	11	9	5	0	0
J. Starks	1	1	9	0	9	0	0
G. Tate	1	1	8	8	0	0	0
A. Boldin	1	1	8	8	0	0	0
C. Wick	1	1	8	8	0	0	0
D. Washington	1	1	8	8	0	0	0
Total	28	385	138	73	3	0	0

Player	Att	Comp	Yds	Sk	TD	Int	Pass Def
D. Washington	17	10	103	6	1	0	0
A. Rodgers	5	5	22	4	4	0	0
T. Montgomery	1	1	-1	-1	0	0	0
J. Starks	1	1	-1	0	0	0	0
Total	24	15	123	5	5	0	0

Player	Att	Comp	Yds	Sk	TD	Int	Pass Def
M. Stafford	41	28	385	3	3	0	0
Total	41	28	385	3	3	0	0

Player	Att	Comp	Yds	Sk	TD	Int	Pass Def
A. Rodgers	24	15	205	2	4	0	0
Total	24	15	205	2	4	0	0

Player	Att	Comp	Yds	Sk	TD	Int	Pass Def
T. Riddick	7	0	39	5	6	0	0
M. Jones	6	2	205	34	2	0	0
E. Elton	5	6	69	13	8	0	0
G. Tate	4	4	40	10	0	0	0
A. Boldin	4	4	22	5	5	0	0
C. Wick	1	1	13	13	0	0	0
D. Washington	1	1	-3	-3	0	0	0
Total	28	385	138	73	3	0	0

Player	Att	Comp	Yds	Sk	TD	Int	Pass Def
J. Nelson	6	0	101	16	8	0	0
D. Adams	2	2	23	11	5	0	0
R. Rodgers	2	2	9	4	1	0	0
R. Cobb	1	1	33	3	0	0	0
J. Perillo	1	1	15	15	0	0	0
J. Starks	1	1	13	13	0	0	0
E. Lacy	1	1	9	9	0	0	0
Total	15	205	137	2	2	0	0

Player	Att	Comp	Yds	Sk	TD	Int	Pass Def
Total	0	0	0	0	0	0	0

Player	Att	Comp	Yds	Sk	TD	Int	Pass Def
D. Randall	1	1	44	4	4	0	0
Total	1	1	44	4	4	0	0

Player	Att	Comp	Yds	Sk	TD	Int	Pass Def
Total	2	2	83	4	4	0	0

Player	Att	Comp	Yds	Sk	TD	Int	Pass Def
Total	2	2	83	4	4	0	0

Player	Att	Comp	Yds	Sk	TD	Int	Pass Def
Total	2	2	83	4	4	0	0

Player	Att	Comp	Yds	Sk	TD	Int	Pass Def
Total	2	2	83	4	4	0	0

Player	Att	Comp	Yds	Sk	TD	Int	Pass Def
Total	2	2	83	4	4	0	0

Player	Att	Comp	Yds	Sk	TD	Int	Pass Def
Total	2	2	83	4	4	0	0

Player	Att	Comp	Yds	Sk	TD	Int	Pass Def
Total	2	2	83	4	4	0	0

Player	Att	Comp	Yds	Sk	TD	Int	Pass Def
Total	2	2	83	4	4	0	0

Player	Att	Comp	Yds	Sk	TD	Int	Pass Def
Total	2	2	83	4	4	0	0



# DALLAS 30, GREEN BAY 16

Lambeau Field, Sunday, Oct. 16, 2016. Attendance: 78,481. Time: 3:09. Weather: 69° F. Humidity: 63 percent. Wind: NE 8 mph. **GAME 5**

**GREEN BAY** WRs (AP) - Rookie Dak Prescott is starting an impressive ease to remain the starting quarterback of the Dallas Cowboys. He's off to quite the start in his NFL career after taking over following veteran Tony Romo's preseason back injury. Prescott threw for 247 yards and three touchdowns, and the Cowboys forced four turnovers in a 30-10 win over the Green Bay Packers. Prescott was 18 of 27 and struck off two touchdowns and an interception to lead the Cowboys (5-1) to their fifth straight win. Prescott showed some poise in the fourth quarter while matching the Cowboys on a seven-play, 75-yard drive that ended with a 4-yard touchdown pass to Cole Beesley for an 18-point lead with 10:26 left. Romo seems to be getting closer to returning. After a bye, Dallas next plays on Oct. 30 against Philadelphia. Prescott looked on a Packers secondary that played much of the game without their top three cornerbacks because of injuries. His fourth-quarter touchdown pass left Packers fans at Lambeau stunned. They were booing at times following another choppy game for Green Bay's offense. The four turnovers were a season high for Green Bay (3-2).

The Packers had the fun times on the day, losing three. Even two-time NFL MVP quarterback Aaron Rodgers wasn't immune from the jeering. Rodgers finished 31 of 42 for a season-high 294 yards. The Packers didn't get into the end zone until Rodgers and Cobb connected on a 6-yard touchdown pass with 6:53 left to get within 27-16. Rodgers accounted for two turnovers with an interception to go with a fumble on first-and-goal at the Cowboys' 1 with 1:10 left in the third quarter. Prescott's NFL record streak for a quarterback at the start of his career without an interception ended at 176 pass attempts. He broke the mark of 182 previously held by New England's Tom Brady earlier in the game. Drops were a problem again at times for Packers receivers. Timing may have been off on a couple other throws. Rodgers and McCarthy said the Packers would figure out the problems after watching the film.

It was Green Bay's worst defeat at home with Rodgers as the starting quarterback since a 37-20 loss to the Giants in the 2011 NFC Divisional playoffs. Dallas denied Green Bay's league-best run defense. The Cowboys rushed for 93 yards in the first half against the Packers, which was already a season high against Green Bay. The Packers had been allowing 42.8 yards per game entering Sunday. Dallas was averaging a league-best 155.2 yards per game. Rookie Ezekiel Elliott finished with 157 yards on 28 carries, giving him 703 yards rushing, in the second-most in a player's first six career games, behind only Eric Decker (787). Elliott also became the only rookie to rush for at least 130 yards in four consecutive games.

**OFFICIALS** — Referee: Brad Allen (122); Umpire: Fred Bryan (11); Head Linesman: Jim Mello (48); Line Judge: Thomas Symonette (100); Side Judge: David Meslow (118); Field Judge: Tom Hill (97); Back Judge: Shawn Hochuli (83); Replay Official: Jim Lapeina

**STARTING LINEUPS**

Dallas Cowboys		Green Bay Packers	
Offense	Defense	Offense	Defense
WR 19 B.Balcer	DE 98 T.Crawford	WR 67 J.Nelson	DE 97 K.Cook
TE 97 G.Swaim	DT 97 T.McClain	LT 69 D.Bakhtiari	NT 98 L.Gloun
LT 77 T.Smith	DT 96 M.Collins	LG 66 J.Taylor	DT 76 M.Daniels
LG 65 R.Leary	DE 58 J.Crawford	C 58 J.Treter	C 79 A.Peppers
C 72 T.Fredrick	MLB 59 A.thians	RG 70 T.Lano	ILB 52 C.Matthews
RG 70 Z.Martin	WLB 50 S.Stee	RT 75 B.Budga	ROLB 53 N.Perry
RT 68 D.Hree	CB 39 B.Carr	WR 17 D.Adams	LOB 23 D.Randall
TE 82 J.Williams	CB 24 M.Claiborne	WR 18 R.Cobb	RQB 46 M.Burnett
WR 83 T.White	FS 42 B.Church	FS 31 B.Jones	SS 42 M.Burnett
CB 4 D.Prescott	CB 30 A.Browns	RB 27 E.Lacy	FS 21 H.Clinton-Dix
RB 21 E.Elliott		RB 22 A.Hibkowski	S 33 M.Hvide

**GREEN BAY SUBSTITUTIONS** — K 2 M.Crosby, P 10 J.Schum, WR 11 T.Davis, S 25 M.Evans, CB 28 J.Hawkins, S 29 K.Brice, CB 39 D.Goodson, LB 47 J.Ryan, LB 48 J.Thomas, LB 50 B.Martinez, LB 51 K.Fackell, LB 61 B.Goode, DT 64 M.Pennel, TG 67 D.Barclay, T 78 J.Spriggs, DE 80 J.Perillo, TE 82 R.Jamms, WR 83 J.Jamms, WR 84 J.Abercree, WR 88 T.J.Elliott, DE 94 D.Lowmy, DE/LB 95 D.Jones. **DID NOT PLAY** — QB 7 B.Hundley, **INACTIVES** — CB 24 D.Rollins, S 32 C.Banjo, CB 37 S.Shields, RB 44 J.Starks, T 68 K.Murphy, TE 89 J.Cook, DT 99 C.Ringo.

**FIELD GOALS (made ( ) & missed)**

Player	Attempts	Made	Missed
Dallas Cowboys	(44)	(22)	(32)
Green Bay Packers			

**GREEN BAY DEFENSIVE STATISTICS (official)**

Player	Att	Int	Sk	Yds	FF	Rec	TD	Out
D.Randall	1	0	2	0-0	0	0	0	0-0
M.Daniels	1	1	0	0-0	0	0	0	0-0
J.Elliott	0	2	0	0-0	0	0	0	0-0
L.Gloun	1	1	0	2	0-0	1	0	0-0
C.Matthews	1	1	0	2	0-0	0	0	0-0
M.Pennel	1	1	1	2	0-0	0	0	0-0
J.Peppers	1	1	1	2	1-4	0	1	0-0
J.Thomas	0	0	0	0-0	0	0	0	0-0
J.T.Davis	0	0	0	1-10	0	0	0	0-0
Totals	44	20	3	64	2-14	2	1	1-0

**GREEN BAY DEFENSIVE STATISTICS (official)**

Player	Att	Int	Sk	Yds	FF	Rec	TD	Out
D.Randall	1	0	2	0-0	0	0	0	0-0
M.Daniels	1	1	0	0-0	0	0	0	0-0
J.Elliott	0	2	0	0-0	0	0	0	0-0
L.Gloun	1	1	0	2	0-0	1	0	0-0
C.Matthews	1	1	0	2	0-0	0	0	0-0
M.Pennel	1	1	1	2	0-0	0	0	0-0
J.Peppers	1	1	1	2	1-4	0	1	0-0
J.Thomas	0	0	0	0-0	0	0	0	0-0
J.T.Davis	0	0	0	1-10	0	0	0	0-0
Totals	44	20	3	64	2-14	2	1	1-0

**Dallas Cowboys**

Player	Att	Yds	AVG	LG	TD
Elliott	28	157	5.6	29	0
Whitehead	1	26	26.0	26	0
APrescott	3	6	0.7	6	0
AMorns	3	2	0.7	1	0
Total	33	191	5.8	29	0

**Green Bay Packers**

Player	Att	Yds	AVG	LG	TD
E.Lacy	17	65	3.8	25	0
A.Rodgers	7	7	1.0	7	0
T.Montgomery	3	6	2.0	6	0
A.Ripkowski	1	0	0.0	0	0
Total	24	78	3.3	25	0

**PASSING**

Player	Att	Cmp	Yds	SK/YD	TD	LG	Int	RT
D.Prescott	27	18	247	2/14	3	42	1	117.4
Total	27	18	247	2/14	3	42	1	117.4

**PASS RECEIVING**

Player	No	Yds	AVG	LG	TD
C.Beesley	6	58	9.7	19	2
T.Williams	4	75	18.8	42	0
J.Nelson	4	42	10.5	14	0
D.Adams	2	17	8.5	15	0
R.Rodgers	1	35	35.0	35	0
J.Lewis	1	20	20.0	20	1
B.Balcer	1	20	20.0	20	1
Total	18	247	13.7	42	3

**INTERCEPTIONS**

Player	No	Yds	AVG	LG	TD
B.Church	1	14	14.0	14	0
Total	1	14	14.0	14	0

**PUNTING**

Player	No	Yds	AVG	NET	TB	IN20	LG
C.Jones	2	83	41.5	29.0	0	1	42
Total	2	83	41.5	29.0	0	1	42

**PUNT RETURNS**

Player	No	Yds	AVG	FC	LG	TD
D.Prescott	1	0	0.0	0	0	0
T.Davis	1	0	0.0	0	0	0
Returns	2	0	0.0	0	0	0

**KICK RETURNS**

Player	No	Yds	AVG	FC	LG	TD
L.Whitehead	1	21	21.0	0	21	0
(Tback)	3	0	0.0	0	0	0
Returns	4	21	5.3	0	21	0

**FUMBLES**

Player	Fum	Lost	Rec	Yds	TD	FF	Rec	Yds	TD	Out
D.Prescott	2	1	0	0	0	0	0	0	0	0
Z.Martin	0	0	1	0	0	0	0	0	0	0
D.Irving	0	0	0	0	0	3	1	0	0	0
A.Brown	0	0	0	0	0	1	0	0	0	0
B.Church	0	0	0	0	0	1	0	0	0	0
M.Claiborne	0	0	0	0	0	1	0	0	0	0
R.Davis	0	0	1	0	0	0	0	0	0	0
Total	2	1	1	0	0	5	3	0	0	0

**TOTAL FIRST DOWNS**

Player	By Rushing	By Passing	By Penalty
Dallas Cowboys	24	14	3
Green Bay Packers	24	17	3

**THIRD-DOWN EFFICIENCY**

Player	3rd Down	Attempts	Success	Efficiency
Dallas Cowboys	3	11	3	27%
Green Bay Packers	5	13	4	31%

**FOURTH-DOWN EFFICIENCY**

Player	4th Down	Attempts	Success	Efficiency
Dallas Cowboys	1	1	1	100%
Green Bay Packers	0	0	0	0%

**TOTAL NET YARDS**

Player	Total	Net
Dallas Cowboys	424	372
Green Bay Packers	62	372

**NET YARDS RUSHING**

Player	Total	Net
Dallas Cowboys	68	56
Green Bay Packers	68	78

**NET YARDS PASSING**

Player	Total	Net
Dallas Cowboys	191	191
Green Bay Packers	33	24

**NET YARDS PUNTING**

Player	Total	Net
Dallas Cowboys	83	58
Green Bay Packers	5	5

**NET YARDS KICK RETURNS**

Player	Total	Net
Dallas Cowboys	21	21
Green Bay Packers	0	0

**NET YARDS FUMBLES**

Player	Total	Net
Dallas Cowboys	0	0
Green Bay Packers	0	0

**NET YARDS TOTAL**

Player	Total	Net
Dallas Cowboys	684	557
Green Bay Packers	165	376

**NET YARDS PER PLAY**

Player	Total	Net
Dallas Cowboys	5.8	4.6
Green Bay Packers	3.3	3.3

**NET YARDS PER PLAY PER PLAY**

Player	Total	Net
Dallas Cowboys	1.3	1.3
Green Bay Packers	1.0	1.0

**NET YARDS PER PLAY PER PLAY PER PLAY**

Player	Total	Net
Dallas Cowboys	2.33	2.33
Green Bay Packers	1.0	1.0

**NET YARDS PER PLAY PER PLAY PER PLAY PER PLAY**

Player	Total	Net
Dallas Cowboys	2.14	2.14
Green Bay Packers	1.0	1.0

**NET YARDS PER PLAY PER PLAY PER PLAY PER PLAY PER PLAY**

Player	Total	Net
Dallas Cowboys	2.14	2.14
Green Bay Packers	1.0	1.0

**NET YARDS PER PLAY PER PLAY PER PLAY PER PLAY PER PLAY PER PLAY**

Player	Total	Net
Dallas Cowboys	2.14	2.14
Green Bay Packers	1.0	1.0

**NET YARDS PER PLAY PER PLAY PER PLAY PER PLAY PER PLAY PER PLAY PER PLAY**

Player	Total	Net
Dallas Cowboys	2.14	2.14
Green Bay Packers	1.0	1.0

**NET YARDS PER PLAY PER PLAY PER PLAY PER PLAY PER PLAY PER PLAY PER PLAY PER PLAY**

Player	Total	Net
Dallas Cowboys	2.14	2.14
Green Bay Packers	1.0	1.0

**NET YARDS PER PLAY PER PLAY PER PLAY PER PLAY PER PLAY PER PLAY PER PLAY PER PLAY PER PLAY**

Player	Total	Net
Dallas Cowboys	2.14	2.14
Green Bay Packers	1.0	1.0

**NET YARDS PER PLAY PER PLAY PER PLAY PER PLAY PER PLAY PER PLAY PER PLAY PER PLAY PER PLAY PER PLAY**

Player	Total	Net
Dallas Cowboys	2.14	2.14
Green Bay Packers	1.0	1.0

**NET YARDS PER PLAY PER PLAY PER PLAY PER PLAY PER PLAY PER PLAY PER PLAY PER PLAY PER PLAY PER PLAY PER PLAY**

Player	Total	Net
Dallas Cowboys	2.14	2.14
Green Bay Packers	1.0	1.0

**NET YARDS PER PLAY PER PLAY PER PLAY PER PLAY PER PLAY PER PLAY PER PLAY PER PLAY PER PLAY PER PLAY PER PLAY PER PLAY**

Player	Total	Net
Dallas Cowboys	2.14	2.14
Green Bay Packers	1.0	1.0

**NET YARDS PER PLAY PER PLAY PER PLAY PER PLAY PER PLAY PER PLAY PER PLAY PER PLAY PER PLAY PER PLAY PER PLAY PER PLAY PER PLAY**

Player	Total	Net
Dallas Cowboys	2.14	2.14
Green Bay Packers	1.0	1.0

**NET YARDS PER PLAY PER PLAY PER PLAY PER PLAY PER PLAY PER PLAY PER PLAY PER PLAY PER PLAY PER PLAY PER PLAY PER PLAY PER PLAY PER PLAY**

Player	Total	Net
Dallas Cowboys	2.14	2.14
Green Bay Packers	1.0	1.0

**NET YARDS PER PLAY PER PLAY PER PLAY PER PLAY PER PLAY PER PLAY PER PLAY PER PLAY PER PLAY PER PLAY PER PLAY PER PLAY PER PLAY PER PLAY PER PLAY**

Player	Total	Net
Dallas Cowboys	2.14	2.14
Green Bay Packers	1.0	1.0

**NET YARDS PER PLAY PER PLAY PER PLAY PER PLAY PER PLAY PER PLAY PER PLAY PER PLAY PER PLAY PER PLAY PER PLAY PER PLAY PER PLAY PER PLAY PER PLAY PER PLAY**

Player	Total	Net
Dallas Cowboys	2.14	2.14
Green Bay Packers	1.0	1.0

**NET YARDS PER PLAY PER PLAY PER PLAY PER PLAY PER PLAY PER PLAY PER PLAY PER PLAY PER PLAY PER PLAY PER PLAY PER PLAY PER PLAY PER PLAY PER PLAY PER PLAY PER PLAY**

Player	Total	Net
Dallas Cowboys	2.14	2.14
Green Bay Packers	1.0	1.0

**NET YARDS PER PLAY PER PLAY PER PLAY PER PLAY PER PLAY PER PLAY PER PLAY PER PLAY PER PLAY PER PLAY PER PLAY PER PLAY PER PLAY PER PLAY PER PLAY PER PLAY PER PLAY PER PLAY**

Player	Total	Net
Dallas Cowboys	2.14	2.14
Green Bay Packers	1.0	1.0

**NET YARDS PER PLAY PER PLAY PER PLAY PER PLAY PER PLAY PER PLAY PER PLAY PER PLAY PER PLAY PER PLAY PER PLAY PER PLAY PER PLAY PER PLAY PER PLAY PER PLAY PER PLAY PER PLAY PER PLAY**

Player	Total	Net
Dallas Cowboys	2.14	2.14
Green Bay Packers	1.0	1.0

**NET YARDS PER PLAY**

Player	Total	Net
Dallas Cowboys	2.14	2.14
Green Bay Packers	1.0	1.0

**NET YARDS PER PLAY**

Player	Total	Net
Dallas Cowboys	2.14	



**GREEN BAY Wks. (AP)**—Aaron Rodgers set a record. The Chicago Bears lost another quarterback. After a slow start in the red zone, the Green Bay Packers picked up the pace in the second half to overpower their offensively-challenged NFC North foe. They got 326 yards and three touchdowns. Davante Adams and Ty Montgomery emerged as playmakers in the second half and Packers beat the Bears 26-10 on Thursday night.

Rodgers was 28-of-56, setting a franchise mark for completions in a game. It was the Packers' first contest without injured running back Eddie Lacy. The Packers (4-2) moved efficiently on short gains most of the night but couldn't break into the end zone until Adams caught the first of his two touchdown receptions with 9:11 left in the third quarter for a 13-10 lead.

Rodgers and Adams combined again for a 4-yard score on the first play of fourth quarter for a 10-point lead.

Chicago turned to third-stringer Matt Barkley. An offense that was already 31st in the league in scoring got worse. Barkley was 6 of 15 for 81 yards and two interceptions.

Kendall Cayre had 48 yards on 10 carries, including a 24-yarder. Receiver Alshon Jeffery was held to three catches for 33 yards against a Packers secondary without his top three cornerbacks because of injuries.

It got 50 yard for the Bears that Rodgers had more completions (37) than the Bears had offensive plays (36) by 5:31 of the fourth quarter.

At 37th completion for Rodgers was a 2-yard touchdown pass to Randall Cobb for a 16-point lead.

Adams, Montgomery and Cobb each finished with at least 10 receptions.

They were 4 of 11 for 49 yards.

Hoyer left early in the second quarter after getting hit by Julius Peppers and Clay Matthews on an incomplete on third-and-6 from midfield.

Adams had 13 catches for a career-high 132 yards. Adams had just been cleared earlier Thursday from the NFL's concussion protocol after leaving the loss Sunday to Dallas.

Cobb finished with 11 catches for 95 yards.

Montgomery, who got the start in the backfield with running backs Lacy (ankle) and James Starks (knee) out, finished with 10 catches for 66 yards and nine carries for 60 yards.

The Bears' only touchdown came from rookie pass-rushing linebacker Leonard Floyd, who forced Rodgers to fumble on third-and-10 from the 15 on a sack. Floyd recovered the ball in the end zone for a 10-6 lead, 30 seconds into the third quarter. Floyd had been limited in practice this week with a calf injury.

The Packers moved effectively with short passes in the first half but stalled on three drives inside the 22. Mason Crosby salvaged two series with field goals, but the Packers went scoreless on another drive when Montgomery was stopped on a fourth-and-goal run from the 1.

Green Bay, which led 6-3 at the half, exploited the Bears' underneath coverage. They also threw short passes as a substitute for the running game.

**OFFICIALS** — Referee: John Parry (132); Umpire: Mark Bellis (131); Head Linesman: John McGrath (5); Line Judge: Mike Spanier (90); Side Judge: Keith Washington (?); Field Judge: Jahar Walker (28); Back Judge: Perry Paganelli (46); Replay Official: Bob McGinn.

### STARTING LINEUPS

Chicago Bears			Green Bay Packers		
WR	DE	TE	WR	DE	TE
17 AJ Ayler	96 A.Hicks	87 J.Watson	98 L.Giannoni	98 L.Giannoni	87 T.Crosby
72 C.Cleto	98 M.Uhren	69 D.Bakhtiari	76 M.Daniels	69 D.Bakhtiari	82 J.Peters
65 C.Kush	94 L.Floyd	66 L.Taylor	53 M.Perry	47 J.Ryan	82 J.Peters
64 E.Whitehair	ILB 50 J.Freeman	73 J.Treter	ILB 47 J.Ryan	70 T.Lano	82 J.Peters
75 K.Long	OLB 97 W.Young	70 T.Lano	ILB 50 B.Matthewz	75 K.Long	82 J.Peters
70 B.Masse	CB 21 T.Porter	75 B.Budka	ROLB 32 C.Matthewz	86 Z.Miller	82 J.Peters
86 Z.Miller	S 29 H.Jones-Quarty	82 R.Rodgers	LOB 39 D.Goodson	82 J.Peters	82 J.Peters
24 J.Hoyer	S 22 C.Amos	WR 18 R.Cobb	ROLB 56 M.Burnett	24 J.Hoyer	82 J.Peters
24 J.Hoyer	S 38 A.Amos	WR 17 D.Adams	FS 42 M.Gunter	86 Z.Miller	82 J.Peters
82 B.Branecker	CB 31 C.Prosinski	WR 88 T.Montgomery	FS 21 M.Crosby	86 Z.Miller	82 J.Peters
82 B.Branecker	CB 37 B.Callah	CB 88 T.Montgomery	CB 31 M.Crosby	82 B.Branecker	82 J.Peters

**GREEN BAY SUBSTITUTIONS** — K 2 M.Crosby, P 10 J.Schum, WR 11 T.Davis, FB 22 A.Ripkowski, S 25 M.Evans, CB 23 J.Hawkins, S 29 K.Brue, RB 30 D.Jackson, LB 48 J.Thomas, LB 51 K.Rackell, LB 56 J.Peppers, LS 61 B.Goode, DT 64 M.Pennel, 7:56 D.Barclay, T 78 J.Spriggs, TE 80 J.Perrillo, WR 83 J.Janus, LB 91 J.Elliott, LB 92 J.Lovry, DE/LB 95 D.Jones, DT 99 C.Ringo, DT 99 C.Ringo. **DID NOT PLAY** — OB 7 B.Hundley, **INACTIVES** — CB 23 D.Randall, CB 24 Q.Rollins, S 32 C.Banjo, RB 44 J.Starks, TE 68 K.Murphy, WR 84 J.Abraveller, TE 89 J.Cook.

### FIELD GOALS (made) (& missed)

Player	Attempts	Made	Missed
M.Crosby	3	3	0
Chicago Bears	1	1	0
Green Bay Packers	2	2	0

### Team Statistics

Team	Qtr	Time	Play Description (Extra Point) (Drive into)	Yards	Visitor	Home
Packers	1	8:53	M.Crosby 32 yd Field Goal (13-53, 5:19)	3	3	3
Bears	2	1:56	C.Barr 39 yd Field Goal (9-54, 4:38)	0	0	0
Packers	3	0:17	M.Crosby 40 yd Field Goal (10-53, 1:39)	3	3	3
Bears	2	14:30	L.Floyd fumble recovery in end zone (C.Barr kick)	0	0	0
Packers	3	9:11	D.Adams 5 yd pass from A.Rodgers (M.Crosby kick) (13-85, 5:19)	5	5	5
Packers	4	14:55	D.Adams 4 yd pass from A.Rodgers (M.Crosby kick) (8-88, 4:40)	4	4	4
Packers	4	5:35	R.Cobb 2 yd pass from A.Rodgers (kick failed w/r) (13-74, 8:33)	2	2	2
Packers	4	5:35	R.Cobb 2 yd pass from A.Rodgers (kick failed w/r) (13-74, 8:33)	2	2	2

### GREEN BAY DEFENSIVE STATISTICS (official)

Player	Tackles	Sacks	QBH	FF	FR	Int	PD
M.Burnett	2	5	0	0	0	0	1
M.Perry	3	1	0	0	0	0	0
D.Goodson	3	2	0	0	0	0	0
J.Ryan	3	2	0	0	0	0	0
C.Clark	3	1	0	0	0	0	0
C.Matthewz	3	1	0	0	0	0	0
M.Daniels	2	2	0	0	0	0	0
B.Matthewz	2	0	0	0	0	0	0
L.Gunter	3	0	0	0	0	0	2
Totals	31	21	3	52	1-10	9	0

### Chicago Bears Statistics

Player	Att	Comp	Yds	SK/YD	TD	LG	INT	RT
J.Gary	10	4	81	1/10	0	26	2	18.3
K.Howard	7	2	22	3/1	0	11	1	50.0
M.Barkley	1	1	4	0/0	0	25	0	22.9
Total	26	10	130	1/10	0	26	2	22.9

Player	Yds	Avg	FC	LG	TD
B.Callahan	0	0.0	1	0	0
Returns	0	0.0	0	0	0

Player	No	Yds	Avg	NET	TD	LG
P.O'Donnell	5	225	45.0	43.8	0	3
Total	5	225	45.0	43.8	0	3

Player	No	Yds	Avg	FC	LG	TD
B.Callahan	0	0	0.0	1	0	0
Returns	0	0	0.0	0	0	0

### Green Bay Packers Statistics

Player	Att	Comp	Yds	SK/YD	TD	LG	INT	RT
T.Montgomery	9	5	60	6/7	0	30	0	102.2
R.Cobb	5	3	21	4/2	1	14	0	40.0
A.Ripkowski	2	1	8	2/7	0	4	0	0.0
A.Rodgers	3	2	7	3/5	0	4	0	0.0
D.Jackson	2	1	6	3/0	0	5	0	0.0
K.Davis	2	2	103	0/5	0	30	1	0.0
Total	23	103	103	4/5	0	30	1	0.0

Player	Yds	Avg	FC	LG	TD
T.Davis	1	1.0	0	4	0
Returns	1	6.0	4	6	0

Player	No	Yds	Avg	NET	TD	LG
J.Schum	1	46	46.0	46.0	0	0
Total	1	46	46.0	46.0	0	0

Player	No	Yds	Avg	FC	LG	TD
T.Davis	1	6	6.0	4	0	0
Returns	1	6	6.0	4	0	0

### Extra Statistics

Category	Value
NET YARDS PASSING	120
NET YARDS RUSHING	10
TOTAL NET YARDS	130
FUMBLES	0
KICK RETURNS	2
PUNT RETURNS	0
INTERCEPTIONS	1
PASSING EFFICIENCY	64.7%
RUSHING EFFICIENCY	10.0%
NET YARDS PER PLAY	6.9
AVERAGE YARDS PER PLAY	6.9
TOUCHDOWNS	3
SACKS	1
FIELD GOALS MADE	3
FIELD GOALS ATTEMPTED	3
RED-ZONE EFFICIENCY	0-0-0%
GOAL-TO-GO EFFICIENCY	3-4-75%
SAFETIES	0
FINAL SCORE	26-10
TIME OF POSSESSION	20:24

# ATLANTA 33, GREEN BAY 32

Georgia Dome, Sunday, Oct. 30, 2016. Attendance: 70,165. Time: 3:06. Weather: Indoors.

## GAME 7

ATLANTA (AP) — The Atlanta Falcons found themselves in another tight game. This time, they came through with the winning play. After two excruciating losses, the Falcons rallied for a 35-32 victory over the Green Bay Packers when Matt Ryan threw an 11-yard touchdown pass to Mohamed Sanu with 31 seconds remaining Sunday.

With Julio Jones shut down in the second half, Ryan turned to Sanu to bail out Atlanta (5-3). He caught five passes for 50 yards on the final possession, the last of them a touchdown pass in the back of the end zone after he got matched against linebacker Jake Ryan.

The Green Bay player didn't have a chance. Sanu raced past him and hauled in the pass right in front of the goalposts, the ball easily clearing Ryan's outstretched hands.

The Falcons were coming off a 26-24 loss at Seattle and a 33-30 overtime setback to San Diego in which they squandered a 17-point lead at home. Given what happened a year ago — Atlanta started the season 6-1, then lost six in a row and missed the playoffs — it was imperative to turn things around against the Packers. It didn't look good when Aaron Rodgers threw his fourth touchdown pass, putting the Packers ahead with 3:58 remaining. Sanu had nine catches for 84 yards, both season highs in his first year with the Falcons. Atlanta needed every one of them, since Jones was held to three catches for 29 yards and targeted only once in the second half — a dropped pass on the final possession.

But Jones helped Sanu get open on the winning play, drawing two defenders when they lined up on the same side of the field. Ryan was 28 of 35 for 288 yards and three touchdowns.

Rodgers threw for 246 yards, teaming up with a bunch of young receivers as the banged-up Packers played without six starters. Linebacker Clay Matthews and receiver Randall Cobb were among those who couldn't go because of hamstring injuries.

Three Green Bay receivers — Geronimo Allison, Trevor Davis and Jeff Janis — got their first career touchdowns. Allison, in fact, had just been promoted from the practice squad and never caught a pass in an NFL game. Ditto for Davis, a rookie who had mainly been used as a returner. The Packers took a 32-26 lead after the Falcons were caught with too many men on the field, giving Green Bay a first down rather than having to go for a fourth-and-1. Rodgers was tied to Janis for a 7-yard touchdown with 3:58 remaining, followed by a 2-point conversion.

It wasn't enough. Sanu's touchdown tied the game, and Matt Bryant booted through the winning extra point. Bryant had already become the Falcons career leading scorer, passing Morgan Andersen, with a PAT after Atlanta's first TD.

Adrian Clayborn had the first muffed-sack game of his six-year NFL career, bringing down Rodgers twice in the second half. Vic Beasley Jr. also had a sack, giving him 6½ over the last four games and 7½ for the season.

Rodgers was also Green Bay's leading rusher with a career-high 60 yards on six carries. He broke his previous best of 57 yards in 2012, and posted the highest rushing total by a Packers quarterback since Don Majkowski's 88-yard effort in 1990.

**OFFICIALS** — Referee: Walt Anderson (66); Umpire: Butch Hannah (40); Head Linesman: Jerod Phillips (6); Line Judge: Byron Boston (18); Side Judge: Laird Hayes (25); Field Judge: John Jenkins (17); Back Judge: Greg Wilson (19); Replay Official: Billy Smith

### STARTING LINEUPS

#### Green Bay Packers

Offense	Defense
WR 87 J.Nelson	NT 98 L.Gibson
LT 69 D.Khalilani	LT 76 M.Daniels
LG 65 J.Peppers	LG 67 A.Levitre
C 73 J.Treter	LB 47 J.Reynolds
RB 70 T.Lano	LB 50 B.Matthewz
RB 75 B.Budaga	ILB 53 N.Berry
TE 82 R.Rodgers	ROLB 63 N.Berry
TE 80 J.Pennell	LCB 39 D.Goodson
WR 17 D.Adams	RCB 33 M.Hyde
WR 12 A.Rodgers	CB 38 L.Gunter
WR 34 D.Jackson	SS 42 M.Burnett
	FS 21 H.Gimino-Dix

#### Atlanta Falcons

Offense	Defense
WR 11 J.Jones	DE 50 B.Raeb
LT 70 J.Matthews	DT 95 J.Baheaux
LG 67 A.Levitre	DT 97 G.Jarratt
C 51 A.Mack	DE 94 T.Jackson
RB 65 C.Chester	LB 41 P.Wheeler
RB 73 R.Schraeder	LB 45 D.Jones
RT 89 A.Hooper	LB 59 D.Campbell
TE 12 M.Sanu	CB 23 R.Rford
WR 2 M.Ryan	CB 21 D.Trudant
WR 82 J.Jones	CB 5 S.RAllen
WR 42 P.Dinkano	SS 22 K.Meal
FS 42 P.Dinkano	S 22 K.Meal

**GREEN BAY SUBSTITUTIONS** — K 2 M.Crosby, P 10 J.Schum, WR 11 T.Davis, FB 22 A.Ripkowski, S 25 M.Evans, CB 28 J.Hawkins, S 29 K.Brice, RB 30 K.Davis, DB 35 J.Whitehead, LB 48 J.Thomas, LB 51 B.Goode, DT 64 M.Primo, TE 67 D.Barclay, TE 78 J.Spriggs, WR 81 G.Allison, WR 83 J.Lewis, LB 91 J.Elliott, DE 94 L.Lovry, DE/LB 95 D.Jones, DT 99 C.Ringo, **DID NOT PLAY** — CB 7 B.Hundley, TE 68 K.Mulrany, **INACTIVES** — WR 18 R.Cobb, CB 23 D.Randall, CB 24 O.Rollins, RB 44 J.Starks, LB 52 C.Matthews, WR 88 T.Montgomery, TE 89 J.Cook.

### FIELD GOALS (made) (& missed)

Player	Attempts	Points
M.Bryant	2	3
Green Bay Packers	1	3
Atlanta Falcons	1	0

### GREEN BAY DEFENSIVE STATISTICS (official)

Player	Att	Yds	TD	Int	Pass Def
J.Ryan	10	0	0	0	0
M.Burnett	9	0	0	0	0
D.Goodson	5	1	0	0	0
H.Gimino-Dix	5	0	0	0	0
L.Gunter	5	0	0	0	0
B.Matthewz	4	1	0	0	0
J.Thomas	4	1	0	0	0
L.Gibson	2	2	1	4	0
N.Berry	1	2	0	3	0
<b>Totals</b>	<b>51</b>	<b>10</b>	<b>5</b>	<b>61</b>	<b>2-11</b>

Green Bay Packers									
RUSHING	ATT	YDS	AVG	LG	TD	RUSHING	ATT	YDS	AVG
A.Rodgers	6	60	10.0	23	0	T.Ward	6	46	7.7
A.Ripkowski	6	34	5.7	12	0	D.Freeman	1	35	3.2
D.Jackson	4	10	2.5	7	0	M.Ryan	2	9	4.5
K.Davis	3	4	1.3	4	0	M.Ryan	2	9	4.5
Total	19	108	5.7	23	0	Total	19	90	4.7

Atlanta Falcons									
RUSHING	ATT	YDS	AVG	LG	TD	RUSHING	ATT	YDS	AVG
T.Ward	6	46	7.7	26	0	D.Freeman	1	35	3.2
D.Freeman	1	35	3.2	10	0	M.Ryan	2	9	4.5
M.Ryan	2	9	4.5	10	0	M.Ryan	2	9	4.5
Total	9	90	10.0	26	1	Total	5	80	16.0

PUNTING									
Player	Att	Yds	Avg	Net	TB	Player	Att	Yds	Avg
J.Adams	3	163	54.3	38.3	1	M.Dobson	2	101	50.5
Total	3	163	54.3	38.3	1	Total	2	101	50.5

KICK RETURNS									
Player	Att	Yds	Avg	LG	TD	Player	Att	Yds	Avg
J.Adams	7	0	0.0	0	0	E.Wearns	4	21	5.3
Total	7	0	0.0	0	0	Total	4	21	5.3

TOTAL NET YARDS									
Player	Att	Yds	Avg	LG	TD	Player	Att	Yds	Avg
J.Adams	1	0	0.0	0	0	K.Meal	0	0	0.0
Total	1	0	0.0	0	0	Total	0	0	0.0

TOTAL FIRST DOWNS									
Player	Att	Yds	Avg	LG	TD	Player	Att	Yds	Avg
J.Adams	24	25	1.0	0	0	E.Wearns	6	16	2.7
Total	24	25	1.0	0	0	Total	6	16	2.7

# INDIANAPOLIS 31, GREEN BAY 26

Lambeau Field, Sunday, Nov. 6, 2016. Attendance: 78,437. Time: 3:09. Weather: 68° F. Humidity: 55 percent. Wind: S 7 mph

# GAME 8

**GREEN BAY, Wis. (AP)** — Jordan Todman set the tone early for the Indianapolis Colts on special teams and Andrew Luck made the clutch throws late.

In between, the defense made just enough plays to hold off Green Bay despite the Packers' frantic fourth quarter.

The Colts survived for a 31-26 win on Sunday after letting an 18-point lead with 9:35 left nearly disappear.

Todman had a 99-yard return for a touchdown on the opening kickoff. Frank Gore rushed for two touchdowns and Luck shook off two interceptions in the first quarter to finish with 281 yards passing and a touchdown.

Indianapolis (4-5) heads into a bye week with a confidence-building victory after withstanding Aaron Rodgers' comeback attempt.

Rodgers' 3-yard touchdown pass to Randall Cobb with 3:29 left got Green Bay (4-4) within five, capping a 14-point spurt in four-plus minutes. Rodgers finished 26 of 43 for 297 yards with three scores and an interception.

Luck responded on the Colts' next drive with what Pagano called "two unbelievable plays."

The quarterback dodged a potential sack by blitzing safety Ha Ha Clinton-Dix to throw a 20-yard pass on third-and-10 with 3:07 left to tight end Jack Doyle.

Luck also found T.Y. Hilton for a 27-yard completion on third-and-2 with two minutes left to put the game away. He finished 23 of 36, throwing both interceptions to Clinton-Dix.

The Colts, who had allowed an NFL-worst 31 sacks coming into the game, gave their quarterback decent protection. Luck was sacked twice.

Luck maneuvered out of other tight spots, including a 7-yard scramble on a bootleg on third-and-1 with 37 seconds left in the second quarter. He deftly engineered a 15-play, 96-yard drive that ended with an 8-yard touchdown pass to Dante Worrier with 11 seconds left to give Indianapolis a 24-10 halftime lead.

Familiar problems surfaced early for the Packers, who lost their second straight game. The offense had trouble getting going until the fourth quarter.

But the defense gave up at least 30 points for a second straight game, and special teams also hurt them.

Todman's kickoff return to open the game seemed to be a Green Bay buzz-killer.

Josh Ferguson had the block on Clinton-Dix at around the Colts 25 to spring Todman on the opening kickoff. It was the first kickoff return for a touchdown against Green Bay since Nov. 9, 2014, when the Chicago Bears' Chris Williams returned one for a score.

Todman added a 61-yard kickoff return in the second quarter.

**OFFICIALS** — Referee: Tony Corrente (99). Umpire: Dan Ferrell (64). Head Linesman: Patrick Turner (13). Line Judge: Bart Longson (2). Side Judge: Rob Verratchi (75). Field Judge: Buddy Horton (82). Back Judge: Todd Panko (30). Replay Official: Russell York

## STARTING LINEUPS

Indianapolis Colts		Green Bay Packers	
Offense	Defense	Offense	Defense
WR 10 Diontae Spillane	NT 54 D'Parry	WR 67 Nelson	DE 98 L.Gilson
LT 74 A.Castonzo	DT 97 A.Jones	LT 69 D.Bakhtiari	LB 76 M.Daniels
LG 72 J.Harrison	LB 93 E.Walden	LG 63 C.Linsley	LB 53 N.Perry
C 78 R.Kelley	MIKE 52 D.Jackson	C 69 C.Linsley	ILB 47 J.Ryan
RG 71 D.Goold	RUSH 98 R.Mahonis	RG 70 T.Lang	ILB 50 B.Merriweather
RT 73 J.Haeg	LCB 25 P.Robinson	RT 75 B.Budiga	ROLB 56 J.Preppers
TE 83 D.Allen	SS 32 T.Greene	WR 83 J.James	LOB 24 O.Rollins
WR 13 T.Hilton	FS 26 C.Caethers	WR 17 D.Adams	RQB 36 J.Gunter
QB 21 A.Lluck	RCB 21 V.Davis	QB 12 A.Rodgers	CB 33 M.Hyde
TE 84 J.Boyle	CB 20 D.Bulter	RB 88 T.Montgomery	SS 42 M.Burnett
RB 23 F.Gore	CB 30 R.Melvin	FB 22 A.Ripkowski	FS 21 H.Clinton-Dix

**GREEN BAY SUBSTITUTIONS** — K 2 M.Crosby, P 10 J.Schum, WR 11 T.Davis, WR 18 R.Cobb, S 25 M.Exams, CB 28 J.Hawkins, S 29 D.Brice, RB 34 D.Jackson, S 35 J.Whitehead, CB 39 D.Goodson, LB 48 J.Thomas, LB 51 K.Frackel, LB 61 B.Goode, DT 64 M.Pennel, 17/6 67 D.Barclay, T 78 J.Spriggs, TE 80 J.Phillips, WR 81 G.Allison, TE 82 R.Rodgers, LB 91 J.Elliott, DE 94 D.Lovry, DE/LB 95 D.Jones, DT 97 K.Clark.

**DID NOT PLAY** — QB 7 B.Hundley, **INACTIVES** — CB 23 D.Randall, RB 44 J.Starks, LB 52 C.Matthews, T 68 K.Murphy, C/G 73 J.Treter, TE 89 J.Cook, DT 99 C.Hingo.

## FIELD GOALS (made / missed)

Player	Attempts	Made	Missed
A.Vinateri	(28)	1	27
Indianapolis Colts		14	10
Green Bay Packers		0	3

## GREEN BAY DEFENSIVE STATISTICS (official)

Player	Att	Yds	Sk	QBH	FF	FR	Int	PD
J.Ryan	8	1	9	0-0	1	0	0	0-0
L.Gunter	7	0	0	0-0	0	0	0	0-0
B.Merriweather	5	1	0	0-0	0	0	0	0-0
M.Burnett	4	1	1	0-5	0	0	0	0-0
H.Clinton-Dix	2	2	1	0-5	0	0	0	0-0
K.Frackel	3	0	1	0-0	0	0	0	0-0
M.Hyde	3	0	1	0-0	0	0	0	0-0
J.Thomas	3	0	0	0-0	0	0	0	0-0
M.Daniels	2	1	0	0-0	2	0	0	0-0
<b>Totals</b>	<b>44</b>	<b>11</b>	<b>4</b>	<b>55</b>	<b>2-11</b>	<b>8</b>	<b>0</b>	<b>2-20</b>

Indianapolis Colts		Green Bay Packers	
RUSHING	PASSING	RUSHING	PASSING
F.Gore	A.Lluck	T.Montgomery	A.Rodgers
A.Lluck	R.Turin	D.Jackson	A.Ripkowski
R.Turin		A.Ripkowski	
Total	Total	Total	Total

Indianapolis Colts		Green Bay Packers	
PUNTING	INTERCEPTIONS	PUNTING	INTERCEPTIONS
P.McWhee	D.Bulter	J.Schum	H.Clinton-Dix
Total	Total	Total	Total

Indianapolis Colts		Green Bay Packers	
PUNT RETURNS	KICK RETURNS	PUNT RETURNS	KICK RETURNS
C.Rogers	J.Todman	T.Davis	T.Davis
Total	Total	Total	Total

Indianapolis Colts		Green Bay Packers	
FUMBLES	FUMBLES	FUMBLES	FUMBLES
C.Rogers	Total	Total	Total

Indianapolis Colts		Green Bay Packers	
TOTAL FIRST DOWNS	THIRD-DOWN EFFICIENCY	TOTAL NET YARDS	NET YARDS RUSHING
By Rushing	By Passing	By Penalty	Total
Total	Total	Total	Total

Indianapolis Colts		Green Bay Packers	
EGS - PATS had blocked	NET PUNTING AVERAGE	EGS - PATS had blocked	NET PUNTING AVERAGE
Total	Total	Total	Total

Indianapolis Colts		Green Bay Packers	
TOTAL NET YARDS	NET YARDS PASSING	TOTAL NET YARDS	NET YARDS PASSING
Total	Total	Total	Total

Indianapolis Colts		Green Bay Packers	
NET YARDS PASSING	NET YARDS RUSHING	NET YARDS PASSING	NET YARDS RUSHING
Total	Total	Total	Total

Indianapolis Colts		Green Bay Packers	
NET YARDS PASSING	NET YARDS RUSHING	NET YARDS PASSING	NET YARDS RUSHING
Total	Total	Total	Total

Indianapolis Colts		Green Bay Packers	
NET YARDS PASSING	NET YARDS RUSHING	NET YARDS PASSING	NET YARDS RUSHING
Total	Total	Total	Total



# 2016 UPDATED BIOGRAPHIES

THROUGH WEEK 9

## **17 Davante Adams, WR, 3rd Year, Fresno State**

• With 88 catches in 2014-15, joined WRs Randall Cobb (105 in 2011-12) and Greg Jennings (98 in 2006-07) as the only Packers over the last 25 seasons to register 85-plus receptions in their first two seasons in the league.

• Caught a career-high 50 passes for a career-best 483 yards (9.7 avg.) and a TD last season despite missing three games due to an ankle injury.

• Played in all 16 games with 11 starts as a rookie in 2014, hauling in 38 receptions for 446 yards (14.2 avg.) and three TDs.

• Set franchise postseason single-game records for the most catches and receiving yards by a rookie when he posted seven grabs for 117 yards (16.7 avg.) and a TD in a 2014 NFC Divisional playoff victory vs. Dallas.

**2016 SEASON:** Has played in all eight games with seven starts and has a team-high 44 catches for 465 yards (10.6 avg.) and a career-high six TDs...Is tied for No. 3 in the NFL in TD catches and joins WR Jordy Nelson (seven) as the only teammate duo in the NFL this season with six-plus TD receptions each.

►**At Jacksonville (Sept. 11):** Started as the team opened with three WRs and finished with three catches for 50 yards (16.7 avg.), highlighted by his 29-yard TD catch with 13 seconds in the first half that gave the Packers a 21-17 lead that they would not relinquish...With CB Davon House on his back, made a diving grab in the end zone for the longest TD catch of his career in the regular season as QB Aaron Rodgers fought off a sack attempt from CB Jalen Ramsey.

►**At Minnesota (Sept. 18):** Started as the third WR and played 54 snaps, finishing with three catches for 26 yards (8.7 avg.)...On a third down midway through the first quarter, drew a 40-yard pass-interference penalty on Vikings CB Terence Newman that gave Green Bay the ball at the Minnesota 5 to help set up a 1-yard TD pass from Rodgers to WR Jordy Nelson.

►**Vs. Detroit (Sept. 25):** Caught two passes for 23 yards (11.5 avg.) in 25 snaps of action, highlighted by a 14-yard TD grab on Green Bay's opening drive...Beat CB Quandre Diggs on a slant and then shook off a tackle attempt near the goal line from S Glover Quin to get into the end zone... Also had a 9-yard catch late in the game that helped the Packers clinch the win and run out the clock.

►**Vs. N.Y. Giants (Oct. 9):** Started as the third WR and posted a season-high five receptions for a season-best 85 yards (17.0 avg.) and a TD...His 17.0-yard receiving average was his second-best single-game mark (min. three rec.) behind only his six-catch, 121-yard effort (20.2 avg.) vs. New England on Nov. 30, 2014...Caught a 29-yard TD pass midway through the second quarter, matching the longest TD reception of his career...Beat CB Michael Hunter down the right sideline and hauled in the pass from Rodgers near the 10-yard line, keeping his feet in bounds for the final few yards as he extended the ball past the pylon.

►**Vs. Dallas (Oct. 16):** Started as the third WR and had two receptions for 34 yards (17.0 avg.)...Left the game to be evaluated for a concussion after absorbing a big hit on his 12-yard catch on a third-and-11 in the third quarter, and did not return.

►**Vs. Chicago (Oct. 20):** Started as the third WR and posted career highs in receptions (13), receiving yards (132) and TD catches (two), with his catch total tying the second-best mark in franchise history behind only Don Hutson's 14-catch game at the N.Y. Giants on Nov. 22, 1942...Set a team record for the most catches in a game at Lambeau Field...Along with WRs Randall Cobb (11) and Ty Montgomery (10), became only the second trio in NFL history to all record 10-plus catches in the same game...Made a leaping 5-yard TD grab on third down over CB De'Vante Busby in the third quarter, giving Green Bay a 13-10 lead it would not relinquish...On the first play of the fourth quarter, found himself wide open on a slant for a 4-yard TD...Was named NFC Offensive Player of the Week for his performance, his first time winning the award as he joined Greg Jennings as the only Green Bay WRs to earn the honor over the past 15 seasons.

►**At Atlanta (Oct. 30):** Started and played 58 of 62 snaps, leading the team with 12 catches for 74 yards (6.2 avg.) to become the first player in team history to register 12-plus receptions in back-to-back games...His 25 receptions in Weeks 7-8 set a franchise record for the most combined

catches over a two-game span...Now holds two of the top six single-game catch totals in franchise history, joining Hutson as the only players in team annals to do so...Came out of the backfield to catch a swing pass from Rodgers for a 22-yard gain late in the first quarter, making S Keanu Neal miss as he took it down the sideline to the Atlanta 24.

►**Vs. Indianapolis (Nov. 6):** Started and had four receptions for 41 yards (10.3 avg.) and a TD...Had a season-long 40-yard catch in the fourth quarter, getting open near the right sideline against CB Rashaan Melvin and then making Melvin miss to pick up extra yardage down to the Indianapolis 13...Three plays later, caught a slant for a 2-yard TD against CB Patrick Robinson.

## **81 Geronimo Allison, WR, Rookie, Illinois**

• Was signed by Green Bay as an undrafted free agent on May 6, 2016, and was released in the final roster reduction at the end of the preseason.

• Caught six passes for 119 yards (19.8 avg.) in the preseason, highlighted by a 51-yard grab.

• Played two seasons at Illinois after starting his career at Iowa Western Community College, finishing with 106 receptions for 1,480 yards (14.0 avg.) and eight TDs with the Fighting Illini.

**2016 SEASON:** Has played in two games and has two catches for 21 yards (10.5 avg.) and a TD...Has signed to the 53-man roster from the practice squad on Oct. 24...Spent the first six games on Green Bay's practice squad.

►**At Atlanta (Oct. 30):** Made his NFL debut, catching two passes for 21 yards (10.5 avg.) and a TD in 19 snaps of action...Scored a TD on his first career catch, hauling in a 4-yard pass from QB Aaron Rodgers early in the second quarter to put the Packers up, 14-10...Made a move to separate himself from S Ricardo Allen as Rodgers stepped up in the pocket and found him for the score...Became the first Packer since TE Ryan Taylor (Dec. 11, 2011) to register a TD on his first career reception...Teamed up with WR Trevor Davis as they became the first Green Bay rookie duo to both catch a TD pass in the same game since Joe Johnson and Max McGee on Dec. 12, 1954, at the Los Angeles Rams.

►**Vs. Indianapolis (Nov. 6):** Appeared on seven plays on offense.

## **69 David Bakhtiari, T, 4th Year, Colorado**

• Started all 46 games he played in at left tackle for the Packers in his first three seasons in the league and was named a Pro Bowl alternate in 2014.

• In 2013, became the first rookie to start every game at LT for Green Bay since the league went to a 16-game schedule in 1978.

• By starting at San Francisco in the 2013 season opener, he became just the fourth Green Bay rookie to start at LT in Week 1 since the 1970 AFL-NFL merger and the first since Ken Ruettgens in 1985.

**2016 SEASON:** Has started all eight games at LT...Part of a line that has helped the Packers rank No. 2 in third-down conversions (49.5 percent), tied for No. 11 in the NFL in sacks allowed (17), and No. 9 in time of possession (31:21).

►**At Jacksonville (Sept. 11):** Started at LT and played all 64 snaps... Helped protect QB Aaron Rodgers as he was sacked just one time on the afternoon and as he threw for 199 yards and two TDs on 20-of-34 passing with a rushing TD.

►**At Minnesota (Sept. 18):** Started at LT and played all 71 snaps.

►**Vs. Detroit (Sept. 25):** Started at LT and played all 54 snaps, helping to clear the way for RB Eddie Lacy's season-high 103 yards rushing on just 17 carries (6.1 avg.)...Also protected Rodgers as he threw a season-high four TD passes, with all of them coming in the first half.

►**Vs. N.Y. Giants (Oct. 9):** Started at LT and played all 80 snaps, helping the offense record season bests for total yards (406), rushing yards (147) and time of possession (36:38)...Part of a line that did not allow a sack of Rodgers and helped clear the way for Lacy's 81 rushing yards on just 11 carries (7.4 avg.).

►**Vs. Dallas (Oct. 16):** Started at LT and played all 70 snaps, helping the offense post season highs for total first downs (24) and passing first downs (17)...Protected Rodgers as he completed 31 of 42 passes for 294 yards and a TD with one INT and was sacked just once on the afternoon.

►**Vs. Chicago (Oct. 20):** Started at LT and appeared on all 87 plays, helping the offense record 406 total yards (tied for the season high) and a 39:36 time of possession, the best mark by Green Bay since Oct. 27, 2013, at Minnesota (40:54)...Protected Rodgers as he completed a franchise-record 39 passes, including 10-plus passes to three different players (WRs Davante Adams, Randall Cobb and Ty Montgomery), only the second time in NFL history (New England Patriots, Nov. 13, 1994) that a team has accomplished that feat in a game.

►**At Atlanta (Oct. 30):** Started at LT and played all 62 snaps, helping protect Rodgers as he threw for 246 yards and four TDs on 28-of-38 passing...Helped the offense rack up 108 rushing yards on 19 carries (5.7 avg.).

►**Vs. Indianapolis (Nov. 6):** Started at LT and played all 69 snaps, helping the offense register 405 total yards, the third 400-yard effort in the last five games...Protected Rodgers as he threw for 297 yards and three TDs on 26-of-43 passing, his third straight game with three-plus TD passes.

### **67 Don Barclay, T/G, 5th Year, West Virginia**

• Played in all 16 games last season with five starts, opening four contests at right tackle (Weeks 2-4, 13) and one at left tackle (Week 16).

• Missed the entire 2014 campaign after sustaining a season-ending knee injury in practice early in training camp.

• Started a career-high 14 games at RT in 2013.

**2016 SEASON:** Has played in all eight games, seeing time on offense and special teams (extra points and field goals).

►**At Jacksonville (Sept. 11):** Played five snaps on special teams.

►**At Minnesota (Sept. 18):** Came in at RG for one play midway through the third quarter when starting G T.J. Lang's shoe came off...Also played two snaps on special teams.

►**Vs. Detroit (Sept. 25):** Appeared on six plays on special teams.

►**Vs. N.Y. Giants (Oct. 9):** Played five snaps on special teams.

►**Vs. Dallas (Oct. 16):** Appeared on one play on offense, lining up as an extra blocker in the backfield on a first-quarter third-and-1 play...Also played four snaps on special teams.

►**Vs. Chicago (Oct. 20):** Played a season-high 16 snaps on offense, taking over at RG for the first two series of the second half when Lang was sidelined with a hip injury.

►**At Atlanta (Oct. 30):** Appeared on three plays at RG for Lang in the fourth quarter when he was briefly sidelined.

►**Vs. Indianapolis (Nov. 6):** Played five snaps on special teams.

### **29 Kentrell Brice, S, Rookie, Louisiana Tech**

• Was one of five rookie free agents to make Green Bay's Week 1 roster.

• Started 33 of 49 games played at Louisiana Tech, recording 210 tackles (154 solo), including 10 tackles for a loss, five sacks, three interceptions, four forced fumbles, a fumble recovery and 13 pass breakups.

• Enjoyed a career year as a junior in 2014 when he started all 14 games and registered career highs in tackles (86), solo tackles (65), sacks (four) and forced fumbles (four).

**2016 SEASON:** Has played in all eight games, seeing time on defense and special teams...Has registered three solo tackles on defense and four tackles on special teams (tied for No. 3 on the team).

►**At Jacksonville (Sept. 11):** Played 18 snaps on special teams and nine on defense in his NFL debut.

►**At Minnesota (Sept. 18):** Appeared on a team-high 20 plays on special teams and also played nine snaps on defense.

►**Vs. Detroit (Sept. 25):** Played a team-high 23 snaps on special teams and also saw 12 plays of action on defense...Posted the first tackle of his NFL career, drilling WR Golden Tate after a 10-yard completion in the second quarter...Also recorded a tackle on special teams.

►**Vs. N.Y. Giants (Oct. 9):** Appeared on 21 plays on special teams, tied for the team lead, and posted a tackle...Also saw 15 snaps on defense.

►**Vs. Dallas (Oct. 16):** Played 11 snaps on defense and 15 on special teams.

►**Vs. Chicago (Oct. 20):** Appeared on 13 plays on defense and 16 on special teams...Posted a tackle on special teams.

►**At Atlanta (Oct. 30):** Played 16 snaps on defense and registered a solo tackle...Also appeared on 17 plays on special teams.

►**Vs. Indianapolis (Nov. 6):** Registered a solo tackle on defense in 24 snaps of work and added a tackle on special teams.

### **75 Bryan Bulaga, T, 7th Year, Iowa**

• Opened all 12 games he appeared in at RT last season, blocking for RBs Eddie Lacy (758) and James Starks (601) as they became the first Green Bay duo since 1985 to both rush for 600-plus yards in the same season.

• Started all 15 games he played in 2014, a career high, and helped the offense rank No. 1 in the league in scoring (30.4), No. 6 in yards per game (386.1) and tied for No. 1 in giveaways with a franchise-record 13.

• Played in 37 games with 33 starts at right tackle in his first three seasons as a pro.

**2016 SEASON:** Has started all eight games at RT...Part of a line that has helped the Packers rank No. 2 in third-down conversions (49.5 percent), tied for No. 11 in the NFL in sacks allowed (17), and No. 9 in time of possession (31:21).

►**At Jacksonville (Sept. 11):** Started at RT and played all 64 snaps...Helped protect QB Aaron Rodgers as he was sacked just one time on the afternoon and as he threw for 199 yards and two TDs on 20-of-34 passing with a rushing TD.

►**At Minnesota (Sept. 18):** Started at RT and played all 71 snaps.

►**Vs. Detroit (Sept. 25):** Started at RT and played all 54 snaps, helping to clear the way for RB Eddie Lacy's season-high 103 yards rushing on just 17 carries (6.1 avg.)...Also protected Rodgers as he threw a season-high four TD passes, with all of them coming in the first half.

►**Vs. N.Y. Giants (Oct. 9):** Started at RT and played all 80 snaps, helping the offense record season bests for total yards (406), rushing yards (147), and time of possession (36:38)...Part of a line that did not allow a sack of Rodgers and helped clear the way for Lacy's 81 rushing yards on just 11 carries (7.4 avg.).

►**Vs. Dallas (Oct. 16):** Started at RT and played 58 of 70 snaps, departing the game midway through the fourth quarter due to a back injury...Helped the offense post season highs for total first downs (24) and passing first downs (17)...Protected Rodgers as he completed 31 of 42 passes for 294 yards and a TD with one INT and was sacked just once on the afternoon.

►**Vs. Chicago (Oct. 20):** Started at RT and appeared on all 87 plays, helping the offense record 406 total yards (tied for the season high) and a 39:36 time of possession, the best mark by Green Bay since Oct. 27, 2013, at Minnesota (40:54)...Protected Rodgers as he completed a franchise-record 39 passes, including 10-plus passes to three different players (WRs Davante Adams, Randall Cobb and Ty Montgomery), only the second time in NFL history (New England Patriots, Nov. 13, 1994) that a team has accomplished that feat in a game.

►**At Atlanta (Oct. 30):** Started at RT and played all 62 snaps, helping protect Rodgers as he threw for 246 yards and four TDs on 28-of-38 passing...Helped the offense rack up 108 rushing yards on 19 carries (5.7 avg.).

►**Vs. Indianapolis (Nov. 6):** Started at RT and played all 69 snaps, helping the offense register 405 total yards, the third 400-yard effort in the last five games...Protected Rodgers as he threw for 297 yards and three TDs on 26-of-43 passing, his third straight game with three-plus TD passes.

### **42 Morgan Burnett, S, 7th Year, Georgia Tech**

• Has started 86 games (including playoffs) between the two safety positions since the start of 2011. Ranks No. 2 among Packers with seven forced fumbles since 2011 (Clay Matthews, nine).

• Despite missing five games due to a calf injury in 2015, was tied for No. 3 on the team in solo tackles (54) and tied for the team lead with 14 total tackles in the postseason.

• Recorded his fourth straight 100-tackle season in 2014 with a team-high 125 tackles (99 solo).

**2016 SEASON:** Has started all seven games he has played in at SS and is tied for No. 2 on the team with 44 tackles (36 solo)...Is tied for the team lead with six passes defended and also has two sacks and an interception...Has matched his career high with the two sacks (also 2012)...Was inactive in Week 3 (groin).

►**At Jacksonville (Sept. 11):** Started at SS and played all 72 snaps,

joining S Ha Ha Clinton-Dix as the only defenders to do so for the Packers...Was tied for the team lead with nine tackles (all solo)...Early in the fourth quarter, lined up on the right side of the line and made an inside move to beat LT Kelvin Beachum on his way to bringing down QB Blake Bortles for an 8-yard sack...Was one of a host of defenders to bring down WR Allen Hurns for a 1-yard loss on fourth-and-1 with 23 seconds remaining to secure the 27-23 victory for Green Bay.

►**At Minnesota (Sept. 18):** Started at SS and played 45 of 58 snaps, missing some time in the second half due to injury...Registered a solo tackle, bringing down RB Matt Asiata for a 1-yard loss on a fourth-quarter run...Added a pass defended, breaking up a QB Sam Bradford pass intended for TE Kyle Rudolph in the first quarter.

►**Vs. Detroit (Sept. 25):** Was inactive due to a groin injury.

►**Vs. N.Y. Giants (Oct. 9):** Started at SS and played all 56 snaps, one of five defensive players to do so for Green Bay...Registered five tackles (all solo) and a pass defended when he came over the top to make a leaping deflection of a QB Eli Manning pass intended for WR Sterling Shepard in the fourth quarter, nearly making the interception on the play.

►**Vs. Dallas (Oct. 16):** Started at SS and was one of two Green Bay defenders to play all 65 snaps (S Ha Ha Clinton-Dix)...Posted eight tackles (six solo) and picked off a QB Dak Prescott pass intended for TE Jason Witten on third down late in the third quarter...Was matched up with Witten in the slot and made the diving interception at the Dallas 16...Led the team with two passes defended, including a breakup of a Prescott pass intended for Witten over the middle with just over two minutes remaining in the first half.

►**Vs. Chicago (Oct. 20):** Started at SS and played all 48 snaps, finishing with seven tackles (two solo) and a pass defended...Made a leaping deflection of a QB Matt Barkley pass that went into the arms of LB Blake Martinez for an interception at the Chicago 42 late in the fourth quarter.

►**At Atlanta (Oct. 30):** Started at SS and played all 63 snaps, recording nine tackles (all solo) to lead the secondary.

►**Vs. Indianapolis (Nov. 6):** Started at SS and played all 68 snaps, one of three Green Bay defensive players to do so, and registered five tackles (four solo), a sack and a pass defended...Came on a blitz off the right side and got past TE Dwayne Allen to bring down QB Andrew Luck for a 5-yard sack on third down to force an Indianapolis punt early in the fourth quarter.

### **97 Kenny Clark, DT, Rookie, UCLA**

• Earned third-team All-America honors from *The Associated Press* and first-team All-Pacific-12 recognition from the coaches and media as a junior in 2015.

• Was a team co-captain in '15 and recorded career highs in tackles (75), tackles for a loss (11) and sacks (six). Also ranked third on the team with five pass breakups.

• Was named to the watch lists for the Bednarik Award, Nagurski Trophy, Outland Trophy and Lombardi Award in '15.

**2016 SEASON:** Has played in all eight games with two starts and has registered 19 tackles (eight solo), two tackles for a loss, a QB pressure, a fumble recovery and a pass defended...Part of a run defense that ranks No. 1 in the league in rushing yards allowed per game (75.8), No. 2 in yards allowed per carry (3.29 avg.) and No. 3 in runs of 10-plus yards allowed (15).

►**At Jacksonville (Sept. 11):** Appeared on nine plays on defense and five on special teams in his NFL debut, posting an assisted tackle on defense...Became the youngest player to appear in a season opener for the Packers since Arnie Herber (20 years old) in 1930.

►**At Minnesota (Sept. 18):** Played 38 snaps and was part of a line that helped limit RB Adrian Peterson to just 19 yards on 12 carries (1.6 avg.), tied for the fourth-lowest yardage total of Peterson's career, with a long of 5 yards...Posted his first career pass defended, getting his right hand up to knock down a QB Sam Bradford pass at the line in the fourth quarter.

►**Vs. Detroit (Sept. 25):** Started his first career game, opening in place of an injured DT Letroy Guion, and played a career-high 42 snaps...Registered a career-best five tackles (three solo) and helped limit the Lions to just 50 yards rushing on 23 carries (2.2 avg.) with a long run of 9 yards.

►**Vs. N.Y. Giants (Oct. 9):** Appeared on 18 plays and recorded the first fumble recovery of his career, scooping up a QB Eli Manning fumble at the

New York 33 late in the first half and returning it 2 yards to the 31 after LB Kyler Fackrell knocked the ball out on a sack...The turnover helped set up K Mason Crosby's 44-yard FG as time expired in the first half...Added two tackles (one solo), including a tackle for a loss.

►**Vs. Dallas (Oct. 16):** Started at DE and played 26 snaps, recording three tackles (one solo).

►**Vs. Chicago (Oct. 20):** Registered four tackles (three solo) in just 15 snaps of action, tying for the lead on the defensive line...Blew past G Eric Kush to get into the backfield to bring down RB Kadeem Carey for a 1-yard loss on a run late in the second quarter.

►**At Atlanta (Oct. 30):** Played 25 snaps and recorded an assisted tackle.

►**Vs. Indianapolis (Nov. 6):** Played 22 snaps and posted a QB pressure.

### **21 Ha Ha Clinton-Dix, S, 3rd Year, Alabama**

• Set career highs with 16 starts, two interceptions and a team-leading 117 tackles (97 solo) in 2015. Also recorded a career-best three sacks, the most by a Green Bay safety in a season since Mark Roman had 3½ in 2004.

• Played in all 16 games in 2014, starting the final 10 (nine at FS, one at SS), the most starts by a Green Bay rookie safety since Nick Collins opened all 16 in 2005.

• Ranked No. 2 on the team in tackles with 95 (73 solo) and was named to the PFWA's All-Rookie team.

**2016 SEASON:** Has started all eight games at FS and ranks No. 4 on the team with 43 tackles (37 solo), three tackles for a loss, a half-sack, a QB pressure, a forced fumble and three passes defended...Leads the team with two interceptions, which matches his career high set in 2015...Has added a tackle on special teams.

►**At Jacksonville (Sept. 11):** Started at FS and played all 72 snaps, joining fellow S Morgan Burnett as the only Green Bay defenders to do so...Registered five tackles (four solo), a forced fumble and a pass defended...Drilled WR Allen Robinson near the 5-yard line with just over six minutes remaining in the game to break up a deep pass from QB Blake Bortles...Late in the fourth quarter, delivered a big hit on Robinson on a catch over the middle that forced the ball to pop out, but Robinson recovered the fumble.

►**At Minnesota (Sept. 18):** Started at FS and played all 58 snaps, one of two Green Bay defenders to do so (CB Damarious Randall)...Registered five tackles (three solo).

►**Vs. Detroit (Sept. 25):** Started at FS and appeared on all 68 defensive plays, the only Green Bay player to do so...Posted six tackles (all solo).

►**Vs. N.Y. Giants (Oct. 9):** Started at FS and played all 56 snaps, one of five defensive players to do so for Green Bay...Finished with six tackles (all solo), including a stop of RB Bobby Rainey for a 1-yard loss on a run up the middle in the second quarter.

►**Vs. Dallas (Oct. 16):** Started at FS and played all 65 snaps, joining Burnett as the only Green Bay defenders to do so...Registered a team-high nine tackles (all solo), including a tackle for a loss.

►**Vs. Chicago (Oct. 20):** Started at FS and appeared on all 48 snaps, finishing with three tackles (two solo).

►**At Atlanta (Oct. 30):** Started at FS and played all 63 snaps, recording five tackles (all solo).

►**Vs. Indianapolis (Nov. 6):** Started at FS and played all 68 snaps, recording a career-high two interceptions, four tackles (two solo), a half-sack and a QB pressure...Came underneath WR Phillip Dorsett to intercept QB Andrew Luck's pass at the Indianapolis 49 on the Colts' first offensive possession, taking the ball across the field for a 20-yard return to the 29...Later in the first quarter, made another interception, picking off Luck's overthrown pass at the Indianapolis 47 intended for TE Jack Doyle near the sideline...Joined CB Al Harris (vs. New Orleans, Oct. 9, 2005) as the only Packers to record two INTs in the first quarter of a game since 1993...In the second quarter, came through untouched on a blitz for a shared 6-yard sack of Luck with LB Nick Perry on a third down to force a punt...Added a tackle on special teams.

### **18 Randall Cobb, WR, 6th Year, Kentucky**

- Caught 75-plus passes in three of the past four seasons (2012, 2014-15), tied for No. 2 in the league over that span.
- Started all 16 games in 2014 and posted career highs in catches (91), receiving yards (1,287) and receiving TDs (12) on the way to earning his first career Pro Bowl selection (injury replacement for WR Dez Bryant).
- Became just the fifth player in franchise history to register 90-plus receptions in a season, joining WRs Sterling Sharpe, Robert Brooks, Donald Driver and Jordy Nelson.
- Set a franchise single-season record with a league-high 2,342 combined net yards in 2012, topping the previous team mark of 2,250 yards by RB Ahman Green in 2003.
- With 954 receiving yards and 964 kickoff return yards in 2012, became the first player in NFL history to post 900-plus yards in each category in the same season.

**2016 SEASON:** Has played in seven games with six starts and has made 41 catches for 402 yards (9.8 avg.) and three TDs...Ranks No. 10 in the NFL in receptions per game (5.9)...Is tied for No. 7 in the NFL with 15 receptions for 182 yards (12.1 avg.) and a TD on third down...Also has rushed for 33 yards on 10 carries (3.3 avg.).

►**At Jacksonville (Sept. 11):** Was tied for the team lead with six receptions for a team-best 57 yards (9.5 avg.)...Early in the third quarter, found an opening in the middle of the field to catch a team-long 32-yard pass from QB Aaron Rodgers, juggling the ball but securing it as he went to the ground at the Jacksonville 31.

►**At Minnesota (Sept. 18):** Caught five passes (tied for the team lead) for 42 yards (8.4 avg.)...Had a critical forced fumble/recovery on Green Bay's opening possession...After WR Davante Adams fumbled the ball after making a catch at the Green Bay 13, Vikings S Andrew Sendejo recovered and returned it to the Green Bay 10, only to have Cobb rip the ball out from him as the Packers took possession again at the 10-yard line.

►**Vs. Detroit (Sept. 25):** Started and played 42 snaps, hauling in a 33-yard pass on Green Bay's opening drive...Came from the slot and got past CB Quandre Diggs to find an opening in the Lions defense, catching the pass from Rodgers and taking it down the sideline to the Detroit 17.

►**Vs. N.Y. Giants (Oct. 9):** Started and led the team with a season-high nine receptions for a season-best 108 yards (12.0 avg.), with six of his catches going for first downs...Had five receptions for 73 yards (14.6 avg.) on third down with all five going for first downs, highlighted by his 13-yard reception near the sideline on third-and-10 from the Green Bay 35 that gave the Packers a first down and clinched the win...His five third-down catches matched his career high (vs. New England, Nov. 30, 2014) and his 73 receiving yards on third down were a career best.

►**Vs. Dallas (Oct. 16):** Started and caught seven passes for 53 yards (7.6 avg.) and a TD...Was matched up with S Byron Jones in the slot and caught a pass from Rodgers in the flat, taking it 6 yards for the TD midway through the fourth quarter.

►**Vs. Chicago (Oct. 20):** Started and matched his career-high with 11 catches for 95 yards (8.6 avg.) and a TD...Seven of his receptions went for first downs, tied for his second most in a game...Posted back-to-back games with a TD catch for the first time since recording five straight in 2014...Came from the slot to beat CB Cre'Von LeBlanc for a 2-yard TD catch in the fourth quarter, getting both feet down on the sideline for the score...Added 21 rushing yards on five carries (4.2 avg.).

►**At Atlanta (Oct. 30):** Inactive (hamstring), his first game missed due to injury since Week 16 of 2013, snapping a streak of 39 consecutive regular-season games played.

►**Vs. Indianapolis (Nov. 6):** Was limited to just 23 snaps of work due to his hamstring injury, seeing all of his action in the second half...Caught two passes for 14 yards (7.0 avg.), including a 3-yard TD catch with 3:29 to go that narrowed the Colts lead to 31-26...Was matched up with CB Patrick Robinson and freed himself to make the TD grab in the back of the end zone.

### **89 Jared Cook, TE, 8th Year, South Carolina**

- Signed with the Packers as a free agent in March 2016 after spending three seasons with the St. Louis Rams (2013-15) and four with the Tennessee Titans (2009-12).
- Posted at least 35 receptions each season from 2011-15, one of only five active tight ends in the NFL to do so (Antonio Gates, Jimmy Graham, Rob Gronkowski, Greg Olsen).
- Ranks No. 3 among NFL tight ends with a 13.0-yard receiving average since 2011, trailing only Gronkowski (15.3 avg.) and Brent Celek (13.1 avg.) over that span.
- Made 32 catches of 25-plus yards since '11, which was tied for No. 3 in the league among TEs over that time period behind only Gronkowski (49) and Graham (41).

**2016 SEASON:** Has played in three games with two starts and has caught six passes for 53 yards (8.8 avg.)...Has missed five games (Weeks 5-9) due to an ankle injury.

►**At Jacksonville (Sept. 11):** Started in his Green Bay debut, seeing action on 33 plays with one catch for 7 yards...Drew a critical 30-yard pass-interference penalty on S Johnathan Cyprien late in the first half that helped set up QB Aaron Rodgers' 29-yard TD pass to WR Davante Adams.

►**At Minnesota (Sept. 18):** Started and played 46 snaps, finishing with four catches for 31 yards (7.8 avg.)...Recovered an Aaron Rodgers fumble midway through the third quarter on a scramble, retaining possession for Green Bay at Minnesota's 22-yard line.

►**Vs. Detroit (Sept. 25):** Caught a 15-yard pass on Green Bay's opening drive, converting a third-and-5 on a slant to the Green Bay 45 after being split out wide to the right against S Tavon Wilson...Was limited to just 14 snaps on the day after he sustained an ankle injury in the second quarter and did not return.

►**Vs. N.Y. Giants (Oct. 9) - Vs. Indianapolis (Nov. 6):** Inactive (ankle).

### **2 Mason Crosby, K, 10th Year, Colorado**

• With 1,209 career points, ranks No. 1 on the all-time franchise scoring list, having surpassed K Ryan Longwell (1,054) last season vs. Seattle in Week 2.

• Ranks No. 2 in NFL history for the most points by a player in his first nine seasons (1,145, 2007-15), trailing only Patriots K Stephen Gostkowski (1,179, 2006-2014).

• Is one of only three players in league history to register three or more 140-point seasons (Gostkowski, David Akers).

• Has registered a franchise-record nine consecutive 100-point seasons, the longest active streak in the NFL.

• Has kicked the seven longest field goals in franchise history (58-yarder in 2011, two 57-yarders in 2013, 56-yarders in 2010, 2011 and 2015, 55-yarder in 2014).

**2016 SEASON:** Has played in all eight games and has scored 64 points, connecting on 15 of 17 field-goal attempts and 19 of 20 extra points...Ranks No. 10 in the NFL in field-goal percentage (min. one att. per game) at 88.2 percent...Has 24 touchbacks on 42 kickoffs (57.1 percent).

►**At Jacksonville (Sept. 11):** Connected on both of his field-goal attempts (25, 20 yards) and all three extra points...Registered four touchbacks on six kickoffs.

►**At Minnesota (Sept. 18):** Did not have any field-goal attempts, but made both of his extra points...Posted one touchback on three kickoffs.

►**Vs. Detroit (Sept. 25):** Made both of his field-goal attempts (36, 46) and all four extra points for 10 points on the afternoon...Registered three touchbacks on his seven kickoffs.

►**Vs. N.Y. Giants (Oct. 9):** Registered a season-high 11 points, connecting on all three of his field-goal attempts (44, 33, 25 yards) and both extra points.

►**Vs. Dallas (Oct. 16):** Made all three of his FG attempts for the second straight game, connecting on kicks of 37, 43 and 34 yards...Posted touchbacks on three of his four kickoffs.

►**Vs. Chicago (Oct. 20):** Connected on 2 of 3 field goals (40-yard kick blocked) and 2 of 3 extra points, with his fourth-quarter miss snapping a streak of 57 consecutive extra points made without a miss...Had four touchbacks on six kickoffs.

► **At Atlanta (Oct. 30):** Made his lone field-goal attempt of the afternoon, a 29-yarder as time expired in the first half, and all three of his extra points...Went over the 1,200-point mark for his career, becoming the 41st player in NFL history to do so...Posted four touchbacks on five kickoffs.

► **Vs. Indianapolis (Nov. 6):** Made 2 of 3 field goals and posted four touchbacks on six kickoffs.

### **76 Mike Daniels, DT, 5th Year, Iowa**

• Named an alternate for the Pro Bowl for the first time in his career in 2015 after starting all 16 games and leading the defensive line with 66 tackles (40 solo), four sacks, an interception, a forced fumble and two passes defended. Finished No. 3 on the team in QB hits (12) and No. 2 in pressures (22).

• Started all 16 games for the first time in his career in 2014 and registered a career-high 69 tackles. Led the team in both QB hits (19) and pressures (22).

• Emerged as a force in his second season in 2013, tying for sixth in the NFL among DTs with 6½ sacks, the most in a season by a Green Bay defensive lineman since NT B.J. Raji posted the same total in 2010.

**2016 SEASON:** Has started all eight games and has registered 20 tackles (13 solo), two sacks, 12 QB hits (No. 1 on the team) and seven pressures...Leads the defensive line in tackles and is tied for No. 2 on the team with six tackles for a loss...Part of a run defense that ranks No. 1 in the league in rushing yards allowed per game (75.8), No. 2 in yards allowed per carry (3.29 avg.) and No. 3 in runs of 10-plus yards allowed (15).

► **At Jacksonville (Sept. 11):** Started and played 43 snaps, posting two tackles (one solo), a QB pressure and a QB hit...Early in the second quarter, brought down RB T.J. Yeldon for a 2-yard loss on a run up the middle... Helped limit the Jaguars to just 48 yards rushing on 26 carries (1.8 avg.), the first time they had rushed for 48 or fewer yards on 25-plus attempts since Nov. 14, 1999 (vs. Baltimore, 47 yards on 26 attempts).

► **At Minnesota (Sept. 18):** Started and appeared on 42 of 58 plays, finishing with five tackles (four solo), a sack and four QB hits...In the first quarter, walked back G Brandon Fusco to bring down QB Sam Bradford for a 9-yard sack...Later in the first quarter, stopped RB Adrian Peterson for a 1-yard loss on a run up the middle...Helped limit Peterson to just 19 yards on 12 carries (1.6 avg.), tied for the fourth-lowest yardage total of Peterson's career, with a long of 5 yards.

► **Vs. Detroit (Sept. 25):** Started and played 46 snaps, helping to limit the Lions to just 50 yards rushing on 23 carries (2.2 avg.)...Posted a solo tackle, when he drove back G Larry Warford and stopped RB Dwayne Washington for a 1-yard loss on a third-and-goal from the 1 early in the third quarter...Led the team with two QB hits.

► **Vs. N.Y. Giants (Oct. 9):** Started and appeared on 32 plays, finishing with two tackles (one solo) and a pass defended...Deflected a QB Eli Manning pass intended for WR Odell Beckham Jr. over the middle midway through the second quarter...Helped limit the Giants to just 43 yards rushing on 15 carries (2.9 avg.), bringing Green Bay's four-game total to just 171 rushing yards allowed, the second-fewest allowed by an NFL team in the first four games of a season since individual stats began to be recorded in 1933 behind only the 157 yards allowed by the 1995 San Francisco 49ers.

► **Vs. Dallas (Oct. 16):** Started and played 48 snaps, recording two tackles (one solo) and a QB pressure.

► **Vs. Chicago (Oct. 20):** Started and appeared on 22 plays, tying for the lead on the defensive line with four tackles (two solo)...Added a QB hit.

► **At Atlanta (Oct. 30):** Started and played 38 snaps, recording a sack and a team-high two QB hits...Walked back G Andy Levitre to get to QB Matt Ryan for a 9-yard sack early in the fourth quarter.

► **Vs. Indianapolis (Nov. 6):** Started and played 41 snaps, recording three tackles (two solo), two pressures and two QB hits...Helped to limit the Colts to 85 rushing yards on 28 carries (3.0 avg.)...Walked back G Jonotthan Harrison to put a hit on QB Andrew Luck and help force an interception by S Ha Ha Clinton-Dix on the Colts' first offensive series, giving Green Bay the ball at the Indianapolis 29 after a 20-yard return by Clinton-Dix.

### **11 Trevor Davis, WR, Rookie, California**

• In two seasons at Cal, totaled 2,300 all-purpose yards, registering 1,071 yards receiving and seven touchdown catches on 64 receptions (16.7 avg.), 1,110 yards and two touchdowns on 45 kick returns (24.7 avg.), and 115 yards on 14 punt returns (8.2 avg.).

• In 2015, set career highs in games played (13), starts (nine), all-purpose yards (team-high 1,407), kickoff returns (32), kickoff-return yards (team-best 686), receptions (40), receiving yards (672) and yards per reception (16.8 avg., No. 2 on the team).

• As a junior, earned first-team All-Pacific-12 honors at kick returner from *Phil Steele's College Football* after ranking No. 2 nationally and leading the Pac-12 by averaging 32.6 yards per kickoff return, a school record.

**2016 SEASON:** Has played in six games, seeing time on offense and special teams...Has three catches for 24 yards (8.0 avg.) and a TD, seven punt returns for 103 yards (14.7 avg.) with 11 fair catches, and three kick-off returns for 64 yards (21.3 avg.).

► **At Jacksonville (Sept. 11):** Inactive (shoulder).

► **At Minnesota (Sept. 18):** Made his NFL debut, seeing limited action on offense and special teams...Played five snaps on offense and handled punt-return duties late in the game (one fair catch, no returns).

► **Vs. Detroit (Sept. 25):** Played 12 snaps on offense and nine on special teams, returning one punt for 1 yard and drawing a 66-yard pass-interference penalty early in the second quarter...Got past CB Nevin Lawson deep down the middle of the field before being tripped up by him inside the 5-yard line as QB Aaron Rodgers rolled to his left and threw the deep pass to him...The penalty gave Green Bay the ball at the Detroit 2, and Rodgers found TE Richard Rodgers on the next play for a 2-yard TD pass.

► **Vs. N.Y. Giants (Oct. 9):** Had a 3-yard punt return along with two fair catches...Played seven snaps on offense.

► **Vs. Dallas (Oct. 16):** Posted a career-long 25-yard punt return late in the second quarter, the longest punt return of the season for the Packers, as he took the return out to the Green Bay 46...Also played 12 snaps on offense.

► **Vs. Chicago (Oct. 20):** Had one punt return for 6 yards along with four fair catches...Also played seven snaps on offense.

► **At Atlanta (Oct. 30):** Saw the most significant action of his career to date on offense and delivered three catches for 24 yards (8.0 avg.) and a TD...With just over 4:30 remaining in the first half, posted his first career TD catch when he hauled in a 9-yard pass from a scrambling QB Aaron Rodgers, getting both feet in bounds near the front pylon with CB Brian Poole blanketing him in coverage...Teamed up with WR Geronimo Allison as they became the first Green Bay rookie duo to both catch a TD pass in the same game since Joe Johnson and Max McGee on Dec. 12, 1954, at the Los Angeles Rams...Also returned two punts for 60 yards (30.0 avg.), highlighted by his 55-yard return down the sideline in the second quarter to the Atlanta 15 that set up his own TD catch four plays later...His punt return was the longest by a Packer since DB Micah Hyde's 55-yarder for a TD vs. Detroit on Dec. 28, 2014.

► **Vs. Indianapolis (Nov. 6):** Posted the first kickoff returns of his career, returning three kicks for 64 yards (21.3 avg.)...Also had an 8-yard punt return.

### **91 Jayrone Elliott, LB, 3rd Year, Toledo**

• Set career highs in games played (14), tackles (17), solo tackles (14), interceptions (one), passes defended (two), forced fumbles (one) and sacks (three) in 2015. Ranked No. 3 on the team with a career-best 11 special teams tackles.

• After making the 53-man roster, played in 13 regular-season games and both postseason contests as a rookie in 2014, contributing primarily on special teams.

• Finished the season with 15 special teams tackles in '14, No. 1 among Packers rookies and No. 2 on the team behind S Sean Richardson (17).

**2016 SEASON:** Has played in six games and has posted four tackles (two solo), a tackle for a loss and a QB pressure...Leads the team with six tackles on special teams...Was sidelined for Weeks 1-2 due to a hamstring injury.

► **At Jacksonville (Sept. 11):** Inactive (hamstring).

► **At Minnesota (Sept. 18):** Inactive (hamstring).

► **Vs. Detroit (Sept. 25):** Played 28 snaps on defense and 14 on special



teams in his season debut...Brought down WR Golden Tate for an 8-yard loss on an end-around midway through the second quarter, avoiding a block attempt from FB Michael Burton to tackle Tate in the backfield... Finished with two tackles (both solo) and a QB pressure and added two tackles on special teams, which was tied for the team lead.

►**Vs. N.Y. Giants (Oct. 9):** Appeared on 20 plays on special teams and tied for the team lead with two tackles for the second straight games...Also played seven snaps on defense.

►**Vs. Dallas (Oct. 16):** Played nine snaps on defense and 11 on special teams...Registered two assisted tackles on defense.

►**Vs. Chicago (Oct. 20):** Appeared on 15 plays on special teams and four on defense.

►**At Atlanta (Oct. 30):** Played 14 snaps on defense and 12 on special teams, pacing the team with two tackles on special teams.

►**Vs. Indianapolis (Nov. 6):** Appeared on 20 plays on special teams.

### **25 Marwin Evans, S, Rookie, Utah State**

• Was one of five rookie free agents to make Green Bay's Week 1 roster.

• Started 13 of 27 games played at Utah State, totaling 83 tackles (36 solo), including 10 for a loss, two sacks, an interception for a 90-yard touchdown return, five pass breakups and three forced fumbles.

• Started all 13 games played as a senior in 2015, recording career highs in tackles (73), solo tackles (33), tackles for a loss (10), sacks (two), interceptions (one), pass breakups (five) and forced fumbles (two).

**2016 SEASON:** Has played in all eight games, seeing time primarily on special teams, and is tied for No. 3 on the team with four tackles.

►**At Jacksonville (Sept. 11):** Played six snaps on special teams in his NFL debut.

►**At Minnesota (Sept. 18):** Appeared on three plays on special teams...Made his first career tackle on special teams, bringing down WR Cordarrelle Patterson at the Minnesota 23 on a first-quarter kickoff return.

►**Vs. Detroit (Sept. 25):** Played 10 snaps on special teams and was tied for the team lead with a career-high two tackles.

►**Vs. N.Y. Giants (Oct. 9):** Appeared on 10 plays on special teams.

►**Vs. Dallas (Oct. 16):** Played 14 snaps on special teams.

►**Vs. Chicago (Oct. 20):** Appeared on 14 plays on special teams and registered a tackle.

►**At Atlanta (Oct. 30):** Played 14 snaps on special teams.

►**Vs. Indianapolis (Nov. 6):** Played 22 snaps on special teams and two on defense, the first action of his NFL career on defense.

### **51 Kyler Fackrell, LB, Rookie, Utah State**

• Was named first-team All-Mountain West as a senior in 2015 after ranking first in the nation with five fumble recoveries and posting a school-record 12 QB hurries.

• Ranked second on the Aggies with 82 tackles in '15, including a team-high 15 tackles for a loss, along with four sacks and two forced fumbles.

• Became one of just 15 players in school history to earn first-team or second-team all-conference recognition three times during his career (2012-13, 2015).

**2016 SEASON:** Has played in all eight games, seeing time on defense and special teams...Has recorded eight tackles (all solo), two sacks, six QB pressures, a QB hit and a pass defended...Ranks No. 2 on the team with five tackles on special teams.

►**At Jacksonville (Sept. 11):** Played 18 snaps on special teams, which was tied for the team high, and seven on defense in his NFL debut... Posted a tackle on special teams, bringing down RB Corey Grant at the Jacksonville 18 on the opening kickoff of the game.

►**At Minnesota (Sept. 18):** Appeared on seven defensive plays and 19 on special teams...Posted a solo tackle and a QB pressure.

►**Vs. Detroit (Sept. 25):** Saw increased action with LB Clay Matthews (foot/hamstring) and DE/LB Datone Jones (knee) sidelined, appearing on a career-high 37 plays on defense...Posted his first career sack, beating LT Taylor Decker in the fourth quarter to wrap up QB Matthew Stafford for a 9-yard loss...Also played 22 snaps on special teams and made a tackle.

►**Vs. N.Y. Giants (Oct. 9):** Posted a sack for the second straight game, beating RT Bobby Hart to get to QB Eli Manning for a 6-yard loss late in the first half, also forcing the first fumble of his career on the sack, one

that DT Kenny Clark recovered at the New York 33 and returned 2 yards to help set up a Mason Crosby FG as time expired in the first half...Finished with three tackles (all slo), two pressures and one QB hit...Also played 21 snaps on special teams (tied for the team lead) and tied for the team lead with two tackles, both coming on kickoff coverage.

►**Vs. Dallas (Oct. 16):** Played 15 snaps on special teams and seven on defense...Wrapped up WR Lucky Whitehead at the Dallas 24 on a kickoff return early in the second quarter.

►**Vs. Chicago (Oct. 20):** Appeared on 10 defensive plays, recording a QB pressure, and 16 plays on special teams.

►**At Atlanta (Oct. 30):** Played 19 snaps on defense and a team-high 22 on special teams...Registered a QB pressure.

►**Vs. Indianapolis (Nov. 6):** Appeared on 14 plays and posted three tackles (all solo), a QB pressure and a pass defended.

### **61 Brett Goode, LS, 9th Year, Arkansas**

• Has appeared in 134 regular-season games and 11 playoff contests since joining the club in 2008, having recorded 12 coverage tackles and a fumble recovery in his eight-plus seasons, including a career-best five tackles in 2010.

• Has snapped for all seven of the longest field goals in franchise history (all by K Mason Crosby).

**2016 SEASON:** Has handled all snapping duties in the first eight games.

►**At Jacksonville (Sept. 11):** Handled snapping duties for all punts and placements.

►**At Minnesota (Sept. 18):** Snapped for P Jake Schum's five punts and K Mason Crosby's two extra points.

►**Vs. Detroit (Sept. 25):** Handled snapping duties for Crosby's two FGs and four extra points and Schum's two punts.

►**Vs. N.Y. Giants (Oct. 9):** Snapped for Crosby's three FGs and two extra points and Schum's four punts.

►**Vs. Dallas (Oct. 16):** Got down the field to down Schum's 47-yard punt at the Dallas 3 late in the first half...Snapped for Crosby's three FGs and one extra point and Schum's one punt.

►**Vs. Chicago (Oct. 20):** Snapped for all punts and placements.

►**At Atlanta (Oct. 30):** Snapped for Crosby's one FG and three extra points and Schum's three punts.

►**Vs. Indianapolis (Nov. 6):** Snapped for all placements and Schum's four punts as he registered career highs (min. four punts) for gross average (48.3) and net average (47.5).

### **39 Demetri Goodson, CB, 3rd Year, Baylor**

• Played in 14 games and both postseason contests in his second season in 2015, seeing time on defense and special teams. Recorded nine special teams tackles during the regular season, tied for No. 4 on the team, and was tied for the team lead with three tackles in the playoffs..

• Registered six special teams tackles in '14, No. 2 on the team among rookies behind only LB Jayrone Elliott.

**2016 SEASON:** Has played in three games and has recorded 13 tackles (10 solo) and two passes defended...Was on reserve/suspended for the first four games of the season.

►**Vs. Dallas (Oct. 16):** Saw significant action in his season debut because of injuries to CBs Sam Shields, Damarious Randall and Quinten Rollins, appearing on 36 plays...Recorded two tackles (both solo) and a pass defended.

►**Vs. Chicago (Oct. 20):** Started the first game of his NFL career, opening at LCB in place of an injured Damarious Randall (groin) and appearing on all 48 snaps...Registered five tackles (three solo).

►**At Atlanta (Oct. 30):** Started at LCB for the second straight week, appearing on 61 of 63 snaps and posting a career-high six tackles (five solo) and a pass defended...On Atlanta's opening drive, came up to drill TE Austin Hooper 3 yards short of the first-down marker on third down to force a Falcons FG...In the second quarter, got a hand in to break up Ryan's pass intended for WR Aldrick Robinson.

►**Vs. Indianapolis (Nov. 6):** Appeared on 14 plays on special teams.

### **98 Letroy Guion, DT, 9th Year, Florida State**

• Saw action in 13 games with four starts (three at DE, one at NT) in 2015 and also appeared in both postseason contests.

• Finished No. 2 on the defensive line in tackles (41) behind DT Mike Daniels (66) and registered multiple tackles in 10 of 13 regular-season games played, as well as both playoff games.

• Started all 16 games for the first time in his career in his first season in Green Bay in 2014.

• Registered a career-high 62 tackles (31 solo), a career-best 3½ sacks, a forced fumble, a pass defensed, 10 QB hits and 13 pressures in '14. Ranked second on the defensive line in tackles behind only Daniels (69).

**2016 SEASON:** Has started all seven games he has played in and has registered 19 tackles (10 solo), including four for a loss, and two QB hits... Was sidelined in Week 3 (knee)...Part of a run defense that ranks No. 1 in the league in rushing yards allowed per game (75.8), No. 2 in yards allowed per carry (3.29 avg.) and No. 3 in runs of 10-plus yards allowed (15).

► **At Jacksonville (Sept. 11):** Started and played 39 snaps, recording four tackles (two solo), including two tackles for a loss...Brought down RB T.J. Yeldon for a 2-yard loss on a first-quarter run and then stopped him again for a 2-yard loss on a run on the same drive...Helped limit the Jaguars to just 48 yards rushing on 26 carries (1.8 avg.), the first time they had rushed for 48 or fewer yards on 25-plus attempts since Nov. 14, 1999 (vs. Baltimore, 47 yards on 26 attempts).

► **At Minnesota (Sept. 18):** Started, but was limited to just eight snaps of action after injuring his knee in the second quarter...Finished with two tackles (both solo), including one where he blew past C Joe Berger to bring down RB Adrian Peterson for a 4-yard loss on a run early in the second quarter.

► **Vs. Detroit (Sept. 25):** Inactive (knee), his first game missed due to injury as a member of the Packers.

► **Vs. N.Y. Giants (Oct. 9):** Started and played 28 snaps, finishing with two assisted tackles and a pass defensed...Batted down a QB Eli Manning pass on New York's opening drive...Helped limit the Giants to just 43 yards rushing on 15 carries (2.9 avg.), bringing Green Bay's four-game total to just 171 rushing yards allowed, the second-fewest allowed by an NFL team in the first four games of a season since individual stats began to be recorded in 1933 behind only the 157 yards allowed by the 1995 San Francisco 49ers.

► **Vs. Dallas (Oct. 16):** Started and appeared on 38 plays, recording two tackles (one solo) and a QB hit.

► **Vs. Chicago (Oct. 20):** Started and played 16 snaps, posting two tackles (one solo).

► **At Atlanta (Oct. 30):** Started and played 25 snaps, leading the defensive line with four tackles (two solo), including a tackle for a loss...Stopped RB Terron Ward for a 1-yard loss on a second-quarter run.

► **Vs. Indianapolis (Nov. 6):** Started and played 35 snaps, helping to limit the Colts to 85 rushing yards on 28 carries (3.0 avg.)...Finished with three tackles (two solo).

### **36 LaDarius Gunter, CB, 2nd Year, Miami**

• One of two rookie free agents to make Green Bay's opening-day roster in 2015.

• Saw action in eight games as a rookie, recording two tackles on special teams.

• Appeared in one postseason contest, playing 31 snaps on defense and 13 on special teams due to an injury to CB Quinten Rollins.

**2016 SEASON:** Has played in all eight games with seven starts and has posted 30 tackles (26 solo), a tackle for a loss, six passes defensed (tied for No. 1 on the team) and a forced fumble.

► **At Jacksonville (Sept. 11):** Played 24 snaps on defense, registering two tackles (one solo).

► **At Minnesota (Sept. 18):** Made his first NFL start, opening at RCB in place of an injured Sam Shields (concussion)...Played 35 snaps and posted five tackles (all solo) and a forced fumble...The forced fumble came early in the second quarter when he punched the ball out from WR Adam Thielen after he made a catch over the middle on third down, a fumble that Thielen recovered.

► **Vs. Detroit (Sept. 25):** Started for the second straight week at RCB

in place of an injured Shields, appearing on 63 of 68 defensive plays and recording three tackles (all solo) and a pass defensed...Came up to drill RB Theo Riddick on a first-quarter screen pass for a loss of 3 yards...Broke up a deep pass from QB Matthew Stafford to WR Marvin Jones in the second quarter, nearly making a leaping interception in the end zone.

► **Vs. N.Y. Giants (Oct. 9):** Started at RCB for the third straight contest in place of Shields, one of five defensive players to play all 56 snaps... Helped limit the Giants' top three WRs (Odell Beckham Jr., Sterling Shepard and Victor Cruz) to a combined seven catches for 70 yards (10.0 avg.) and a TD...Recorded an assisted tackle and a pass defensed.

► **Vs. Dallas (Oct. 16):** Started at RCB for the fourth straight game, appearing on 64 of 65 snaps, and registered four tackles (two solo).

► **Vs. Chicago (Oct. 20):** Started at RCB and played all 48 snaps, finishing with three tackles (all solo) and a team-high two passes defensed... Helped limit WR Alshon Jeffery to just three receptions for 33 yards (11.0 avg.) on the evening.

► **At Atlanta (Oct. 30):** Started in the slot and played 60 of 63 snaps, matching up with WR Julio Jones for much of the afternoon and helping to limit him to just three receptions for 29 yards (9.7 avg.)...Posted five tackles (all solo) and a team-high two passes defensed...On Atlanta's final drive, jumped a route to nearly pick off QB Matt Ryan's pass for WR Mohamed Sanu, breaking up the pass near midfield...Later on the drive, broke up a pass down the middle to Jones.

► **Vs. Indianapolis (Nov. 6):** Started at RCB and played all 68 snaps, one of three Green Bay defenders to do so, and registered a career-high seven tackles (all solo).

### **28 Josh Hawkins, CB, Rookie, East Carolina**

• Was one of five rookie free agents to make Green Bay's opening-day roster.

• Started 28 of 50 career games played at East Carolina, totaling 139 tackles (88 solo), including 3½ for a loss, a forced fumble, nine interceptions and 22 pass breakups.

• Opened 10 of 12 games played as a senior in 2015, logging 42 tackles (27 solo), two interceptions for 100 return yards, and four pass breakups.

**2016 SEASON:** Has played in six games and has posted a pass defensed...Was sidelined for Weeks 1-2 due to a hamstring injury.

► **At Jacksonville (Sept. 11):** Inactive (hamstring).

► **At Minnesota (Sept. 18):** Inactive (hamstring).

► **Vs. Detroit (Sept. 25):** Made his NFL debut, appearing on seven plays on defense and six on special teams...Had a pass defensed midway through the second quarter, coming back on the ball and diving over WR Golden Tate as he knocked down QB Matthew Stafford's pass.

► **Vs. N.Y. Giants (Oct. 9):** Played 10 snaps on special teams.

► **Vs. Dallas (Oct. 16):** Appeared on three plays on special teams.

► **Vs. Chicago (Oct. 20):** Played 13 snaps on special teams.

► **At Atlanta (Oct. 30):** Appeared on nine plays on special teams and one on defense.

► **Vs. Indianapolis (Nov. 6):** Appeared on seven plays on special teams.

### **7 Brett Hundley, QB, 2nd Year, UCLA**

• Served as the No. 3 QB behind Aaron Rodgers and Scott Tolzien in 2015 and was inactive for all 16 regular-season games and both playoff contests.

• Led the NFL with 630 passing yards in the 2015 preseason, completing 45 of 65 passes (69.2 percent) for seven TDs with one INT for a 129.6 passer rating (No. 3 in the NFL).

• Registered a 142.4 passer rating in the preseason finale vs. New Orleans (Sept. 3), connecting on 16 of 23 passes for 236 yards and four TDs with no INTs.

**2016 SEASON:** Has served as the No. 2 QB in all eight games this season, but has not seen any action.

### **33 Micah Hyde, DB, 4th Year, Iowa**

• Started 23 games in his first three seasons, opening 11 contests at nickel back, seven at free safety and five at strong safety.

• Only defensive back in franchise history (since 1982) to register a sack in each of his first four seasons in the NFL (2013-16).

- Is one of only two defensive backs in the NFL (Rams S T.J. McDonald) to register at least one sack each of the last four seasons.
- Is tied for No. 1 on the Packers (Sam Shields) with five interceptions since 2014, including a career-best three in 2015.
- Is tied for No. 1 in franchise history (Desmond Howard, Will Blackmon) with three career punt returns for TDs.

**2016 SEASON:** Has played in all eight games with six starts (one at SS, four at CB, one as extra safety) and has recorded 34 tackles (28 solo), five tackles for a loss, a sack, two passes defended, three QB hits and a pressure...Has four fair catches but no returns on punts and two tackles on special teams.

►**At Jacksonville (Sept. 11):** Played 32 snaps on defense and registered a solo tackle...Had a key fumble recovery on LB Joe Thomas' interception early in the first quarter, recovering the fumble at the Jacksonville 29 to retain possession and help set up the Green Bay offense for its first score...Was one of a host of defenders to bring down WR Allen Hurns for a 1-yard loss on fourth-and-1 with 23 seconds remaining to secure the 27-23 victory for Green Bay...Added a tackle on special teams and served as the punt returner, but did not have any returns.

►**At Minnesota (Sept. 18):** Played 34 snaps on defense and posted three tackles (one solo)...Also served as the primary punt returner, but did not have any returns (four fair catches).

►**Vs. Detroit (Sept. 25):** Started at SS in place of an injured Morgan Burnett (groin), appearing on 67 of 68 defensive plays...Led the team with a career-high 10 tackles (all solo), adding a pass defended and a QB hit.

►**Vs. N.Y. Giants (Oct. 9):** Started as the third CB with starters Damarious Randall (groin) and Sam Shields (concussion) both sidelined...Appeared on all 56 plays, one of five Green Bay defenders to do so, and matched his career high by posting 10 tackles (seven solo) for the second straight week, including a sack and three tackles for a loss...Helped limit the Giants' top three WRs (Odell Beckham Jr., Sterling Shepard and Victor Cruz) to a combined seven catches for 70 yards (10.0 avg.) and a TD...With just under two minutes remaining in the first half, broke up QB Eli Manning's pass intended for Shepard near the sideline on third-and-6, forcing the Giants to settle for a 41-yard FG...Was credited with a sack late in the third quarter when he knocked Beckham out of bounds after the WR took a toss and then was looking to pass...It marked his fourth straight season with a sack (2013-16), making him the only Green Bay defensive back (since 1982) to record a sack in each of his first four seasons.

►**Vs. Dallas (Oct. 16):** Started as the third safety and played 53 of 65 snaps, finishing with two tackles (both solo).

►**Vs. Chicago (Oct. 20):** Started as the third CB and played all 48 snaps...Registered three tackles (two solo), including a stop of RB Jordan Howard for a 1-yard loss on a second-quarter run, and a pass defended.

►**At Atlanta (Oct. 30):** Started at RCB and played 62 of 63 snaps...Posted two solo tackles on defense and added a stop on special teams.

►**Vs. Indianapolis (Nov. 6):** Started as the third CB and played 53 snaps, departing in the fourth quarter due to a shoulder injury...Posted three tackles (all solo) and two QB hits...Recorded a tackle for a loss in the third quarter, touching down RB Frank Gore after he slipped to the ground for a 3-yard loss on a lateral.

### **34 Don Jackson, RB, Rookie, Nevada**

- Was originally signed by Green Bay as an undrafted free agent on May 6.
- Played three years at Nevada, amassing 2,371 yards (No. 13 in school history) and 19 TDs on 528 carries (4.5 avg.).

**2016 SEASON:** Has played in three games and has 32 rushing yards on 10 carries (3.2 avg.)...Spent the first six weeks on Green Bay's practice squad before being signed to the 53-man roster on Oct. 20.

►**Vs. Chicago (Oct. 20):** Played six snaps in his NFL debut after being signed to the active roster the day of the game...Had two carries for 6 yards (3.0 avg.) before departing the game due to a hand injury.

►**At Atlanta (Oct. 30):** Carried the ball four times for 10 yards (2.5 avg.) in 10 snaps of action.

►**Vs. Indianapolis (Nov. 6):** Rushed for 16 yards on four carries (4.0 avg.).

### **83 Jeff Janis, WR, 3rd Year, Saginaw Valley State**

- Played in all 16 games last season, ranking No. 2 on the team with 15 tackles on special teams and posting a 29.0-yard average on 14 kickoff returns, including three of 45-plus yards.

- Registered seven catches for 145 yards (20.7 avg.) and two TDs in an NFC Divisional playoff contest at Arizona last season, becoming the first player in franchise history to record seven-plus receptions, 140-plus receiving yards and two-plus TD catches in a postseason game.

- Appeared in three contests as a rookie in 2014, posting two receptions for 16 yards (8.0 avg.).

**2016 SEASON:** Has played in all eight games with one start, seeing time on offense and special teams...Has nine catches for 78 yards (8.7 avg.) and a TD...Has registered two tackles on special teams and has two kickoff returns for 35 yards (17.5 avg.)...Was limited to playing on special teams for the first three games because of an injured hand that required him to wear a club cast.

►**At Jacksonville (Sept. 11):** Playing with a club on his injured hand, appeared on 12 plays on special teams.

►**At Minnesota (Sept. 18):** Played 15 snaps on special teams.

►**Vs. Detroit (Sept. 25):** Appeared on 11 plays on special teams and saw his first offensive action of the season, playing the final three snaps of the game as QB Aaron Rodgers took a knee to run out the clock...Made a tackle on special teams.

►**Vs. N.Y. Giants (Oct. 9):** Appeared on 21 plays on special teams (tied for the team lead) and 13 on offense, playing without a club cast on his injured hand for the first time this season...Had an 18-yard kickoff return and a tackle on special teams.

►**Vs. Dallas (Oct. 16):** Played 32 snaps on offense and registered his first catches of the season, hauling in two passes for 14 yards (7.0 avg.).

►**Vs. Chicago (Oct. 20):** Played a season-high 41 snaps on offense and had two catches for 9 yards (4.5 avg.)...Also had a 17-yard kickoff return.

►**At Atlanta (Oct. 30):** With injuries sidelining WRs Randall Cobb and Ty Montgomery, saw his most significant action of the season to date, appearing on 58 plays and posting a regular-season career-high four receptions for 30 yards (7.5 avg.) and a TD...The TD catch was the first of his career in the regular season and put the Packers ahead, 32-26, after the ensuing two-point conversion by Rodgers...On the TD grab, separated himself from CB C.J. Goodwin to find an opening in the back of the end zone, making the grab and getting down with S Ricardo Allen coming at him to deliver a hit.

►**Vs. Indianapolis (Nov. 6):** Started the game as the third WR, the first start of his NFL career...Played 44 snaps and had a 25-yard reception in the third quarter, his longest catch of the season...Caught a quick pass from Rodgers and took it down the middle of the field to the Indianapolis 14 to help set up a 27-yard Mason Crosby FG.

### **95 Datone Jones, DE/LB, 4th Year, UCLA**

- Ranks No. 2 among Packers defensive linemen with eight sacks since 2013 (Mike Daniels, 17).

- Finished second on the team with 13 QB hits in 2015.

- Played in 13 games with three starts and appeared in both playoff contests in 2014. Ranked No. 4 on the team in pressures (15) and tied for No. 5 in QB hits (eight) during the regular season.

**2016 SEASON:** Has played in seven games and has registered 11 tackles (seven solo), a tackle for a loss, five QB hits, seven pressures (tied for No. 3 on the team) and two passes defended.

►**At Jacksonville (Sept. 11):** Played 40 snaps on defense and recorded a QB pressure and a QB hit...Helped limit the Jaguars to just 48 yards rushing on 26 carries (1.8 avg.), the first time they had rushed for 48 or fewer yards on 25-plus attempts since Nov. 14, 1999 (vs. Baltimore, 47 yards on 26 attempts).

►**At Minnesota (Sept. 18):** Appeared on 34 defensive plays and posted three tackles (two solo)...Stopped WR Cordarrelle Patterson for a 4-yard loss on an end-around early in the fourth quarter.

►**Vs. Detroit (Sept. 25):** Inactive (knee).

►**Vs. N.Y. Giants (Oct. 9):** Returned to action after missing one game and played 24 snaps on defense, recording two tackles (one solo) and two pressures.

►**Vs. Dallas (Oct. 16):** Played 33 snaps and registered five tackles (four solo), a team-high three QB pressures and a QB hit.

►**Vs. Chicago (Oct. 20):** Appeared on 21 plays and recorded two QB pressures, two QB hits and a pass defended...Late in the fourth quarter, got a piece of the ball to break up a QB Matt Barkley pass intended for TE Zach Miller...Later in the quarter, made an inside move on T Bobby Massie and hit Barkley as he released the ball, a pass that was intercepted by LB Nick Perry at the Green Bay 40.

►**At Atlanta (Oct. 30):** Played 23 snaps and registered an assisted tackle and a QB hit.

►**Vs. Indianapolis (Nov. 6):** Appeared on 46 plays and posted a pass defended and a QB pressure.

#### **40 Joe Kerridge, FB, Rookie, Michigan**

• Entered the NFL as an undrafted free agent with the Washington Redskins, spending time on Washington's practice squad earlier this season.

• Played in 48 games with 14 starts at Michigan, serving as a team captain as a senior in 2015 and rushing for 62 yards and a TD on 14 carries (4.4 avg.) that season.

**2016 SEASON:** Was signed to the active roster from the practice squad on Nov. 7...Spent five games on Green Bay's practice squad (Weeks 5-9).

#### **27 Eddie Lacy, RB, 4th Year, Alabama**

• With 3,075 rushing yards from 2013-15, joined RB John Brockington (3,276, 1971-73) as the only two players in franchise history to rush for 3,000-plus yards in their first three seasons in the NFL.

• Was one of only two NFL players (Bills RB LeSean McCoy) to have three or more 100-yard rushing games each season from 2013-15.

• With 1,178 rushing yards in 2013 and 1,139 in 2014, became just the fifth player in franchise history to register back-to-back 1,000-yard rushing seasons.

**2016 SEASON:** Started all five games he has appeared in and leads the team with 360 rushing yards on 71 carries (5.1 avg.)...Has registered 10 runs of 10-plus yards and also has four receptions for 28 yards (7.0 avg.)...Was placed on injured reserve (ankle) on Oct. 20.

►**At Jacksonville (Sept. 11):** Led the team with 61 rushing yards on 14 attempts (4.4 avg.), highlighted by a 28-yard run late in the third quarter...Took the handoff to the right side, first cutting left before cutting right at the second level as he made S Tashaun Gipson miss as he took the ball to the Jacksonville 17, a run that would help set up K Mason Crosby's 20-yard FG...Added a 17-yard catch on a screen pass in the second quarter, bouncing off a tackle attempt by S Johnathan Cyprien and then diving over Gipson at the end of the play.

►**At Minnesota (Sept. 18):** Posted a team-high 50 yards rushing on 12 carries (4.2 avg.)...Had two runs of 10-plus yards, a 13-yarder up the middle in the fourth quarter and a 12-yard gain off the left end in the third quarter.

►**Vs. Detroit (Sept. 25):** Led the team with 103 rushing yards on just 17 carries (6.1 avg.), the 11th 100-yard rushing game of his career as he moved past RB Dorsey Levens (10) for sole possession of the No. 5 spot in team history...Rushed for a season-high five first downs, highlighted by a 25-yard run in the second quarter that he took up the middle and then bounced out down the right sideline for the big gain.

►**Vs. N.Y. Giants (Oct. 9):** Led the team with 81 yards rushing on just 11 carries (7.4 avg.), exiting the game in the third quarter due to an ankle injury...Rushed for 77 yards in the first half, the second-best mark in his career in a first half behind only his 84-yard effort at Tampa Bay on Dec. 21, 2014...His average of 7.4 yards per carry was the second best of his career in a game with 10-plus carries behind only his 8.1 yard average vs. Minnesota on Oct. 2, 2014 (13 carries for 105 yards)...Posted a season-long 31-yard run midway through the second quarter, initially taking the run outside before cutting inside and then bouncing it out again, making S Andrew Adams miss at the second level as he took it down the sideline to the New York 49.

►**Vs. Dallas (Oct. 16):** Playing through an ankle injury, led the team with 65 yards on 17 carries (3.8 avg.), including a 25-yard run to the Dallas 28 midway through the first quarter...Took the carry off of right end, hurdling S Byron Jones toward the end of the run for extra yardage...

It marked his third straight game with a carry of 25-plus yards, the first Packer to accomplish that feat in a single season since RB Ryan Grant in 2007 (Weeks 12-14).

#### **70 T.J. Lang, G, 8th Year, Eastern Michigan**

• Has started 86 games since 2011, the most by any Green Bay player on the offensive side of the ball over that span.

• Opened all 15 contests he played in at RG in 2015 and was named a Pro Bowl alternate for the second straight season.

• Has started 89 games during his career, opening contests at four different positions (55 at RG, 27 at LG, five at RT, two at LT).

**2016 SEASON:** Has started all eight games at RG...Part of a line that has helped the Packers rank No. 2 in third-down conversions (49.5 percent), tied for No. 11 in the NFL in sacks allowed (17), and No. 9 in time of possession (31:21).

►**At Jacksonville (Sept. 11):** Started at RG and played all 64 snaps...Helped protect QB Aaron Rodgers as he was sacked just one time on the afternoon and as he threw for 199 yards and two TDs on 20-of-34 passing with a rushing TD.

►**At Minnesota (Sept. 18):** Started at RG and played 70 of 71 snaps, coming off the field for one play in the third quarter when his shoe fell off.

►**Vs. Detroit (Sept. 25):** Started at RG and played all 54 snaps, helping to clear the way for RB Eddie Lacy's season-high 103 yards rushing on just 17 carries (6.1 avg.)...Also protected Rodgers as he threw a season-high four TD passes, with all of them coming in the first half.

►**Vs. N.Y. Giants (Oct. 9):** Started at RG and played all 80 snaps, helping the offense record season bests for total yards (406), rushing yards (147), first downs (23) and time of possession (36:38)...Part of a line that did not allow a sack of Rodgers and helped clear the way for Lacy's 81 rushing yards on just 11 carries (7.4 avg.).

►**Vs. Dallas (Oct. 16):** Started at RG and played all 70 snaps, helping the offense post season highs for total first downs (24) and passing first downs (17)...Protected Rodgers as he completed 31 of 42 passes for 294 yards and a TD with one INT and was sacked just once on the afternoon.

►**Vs. Chicago (Oct. 20):** Started at RG and appeared on 71 of 87 plays, missing the first two series of the second half due to a hip injury...Helped the offense record 406 total yards (tied for the season high) and a 39:36 time of possession, the best mark by Green Bay since Oct. 27, 2013, at Minnesota (40:54)...Protected Rodgers as he completed a franchise-record 39 passes, including 10-plus passes to three different players (WRs Davante Adams, Randall Cobb and Ty Montgomery), only the second time in NFL history (New England Patriots, Nov. 13, 1994) that a team has accomplished that feat in a game.

►**At Atlanta (Oct. 30):** Started at RG and played 59 of 62 snaps, departing the game briefly in the fourth quarter due to injury...Part of a line that protected Rodgers as he threw for 246 yards and four TDs on 28-of-38 passing...Helped the offense rack up 108 rushing yards on 19 carries (5.7 avg.).

►**Vs. Indianapolis (Nov. 6):** Started at RG and played all 69 snaps, helping the offense register 405 total yards, the third 400-yard effort in the last five games...Protected Rodgers as he threw for 297 yards and three TDs on 26-of-43 passing, his third straight game with three-plus TD passes.

#### **63 Corey Linsley, C, 3rd Year, Ohio State**

• Has all 30 games he has played in since entering the league in 2014.

• Started every game in 2014, becoming the first rookie center to start every game for the Packers since the league went to a 16-game schedule in 1978.

• Was named to the PFWA's All-Rookie team in 2014, the first Green Bay center to be honored since its inception in 1974.

**2016 SEASON:** Has started one game at C...Was on reserve/physically unable to perform for the entire preseason and the first seven regular-season games...Was activated to the 53-man roster on Nov. 5.

►**Vs. Indianapolis (Nov. 6):** Made his season debut, starting at C and playing all 69 snaps...Helped the offense register 405 total yards and protected QB Aaron Rodgers as he threw for 297 yards and three TDs on 26-of-43 passing.

### **94 Dean Lowry, DE, Rookie, Northwestern**

- Earned second-team All-Big Ten honors as a senior in 2015 after posting 46 tackles (27 solo), including 13½ tackles for a loss (second on the team), three sacks, an interception, a fumble recovery and seven passes defended.

- Set a school single-game record and tied the sixth-best mark in conference history with six tackles for a loss in Northwestern's win at Nebraska in 2015.

- Was an honorable mention All-Big Ten choice as a junior in 2014 after recording 41 tackles (25 solo), including eight tackles for a loss, four sacks, a forced fumble and eight passes defended.

**2016 SEASON:** Has played in all eight games, seeing limited action on defense and special teams...Has registered four tackles (two solo) and a tackle for a loss on defense along with three QB pressures and a QB hit.

►**At Jacksonville (Sept. 11):** Appeared on seven defensive plays in his NFL debut.

►**At Minnesota (Sept. 18):** Appeared on six plays on defense.

►**Vs. Detroit (Sept. 25):** Played 11 snaps on defense and six on special teams...Shed a block from LT Taylor Decker to stop RB Theo Riddick for a 1-yard loss on a second-quarter run...Finished with two tackles (both solo).

►**Vs. N.Y. Giants (Oct. 9):** Played eight snaps on defense, posting an assisted tackle and two QB pressures.

►**Vs. Dallas (Oct. 16):** Appeared on three plays on defense and one on special teams.

►**Vs. Chicago (Oct. 20):** Played four snaps on defense, recording a QB pressure and a QB hit.

►**At Atlanta (Oct. 30):** Appeared on two plays on defense.

►**Vs. Indianapolis (Nov. 6):** Played five snaps on defense and registered an assisted tackle.

### **50 Blake Martinez, LB, Rookie, Stanford**

- Finished his collegiate career with 257 tackles (137 solo), 13½ tackles for a loss, 6½ sacks, five interceptions and five forced fumbles in 51 games played. Led the team in tackles as a junior (102) and senior (141).

- Led the Pacific-12 and ranked seventh nationally with 141 tackles (75 solo) as a senior, averaging a conference-best 10.1 tackles per game. Recorded 84 more tackles than the No. 2 tackler on the team.

- In 2015, was named third-team All-America by *The Associated Press*, second-team All-America by *USA Today* and *Phil Steele's College Football*, and first-team All-Pac-12 by *AP* and *Phil Steele's College Football*.

**2016 SEASON:** Has played in all eight games with seven starts at ILB and is tied for No. 2 on the team with 44 tackles (31 solo), a tackle for a loss, a QB hit, a QB pressure, an interception and four passes defended...Part of a run defense that ranks No. 1 in the league in rushing yards allowed per game (75.8), No. 2 in yards allowed per carry (3.29 avg.) and No. 3 in runs of 10-plus yards allowed (15)...Is tied for No. 3 on the team with four tackles on special teams.

►**At Jacksonville (Sept. 11):** Started and played 47 snaps, becoming the first Green Bay rookie to start on defense in Week 1 since LB Nick Perry in 2012...Was tied for the team lead with nine tackles (five solo) and added a tackle on special teams...Helped limit the Jaguars to just 48 yards rushing on 26 carries (1.8 avg.), the first time they had rushed for 48 or fewer yards on 25-plus attempts since Nov. 14, 1999 (vs. Baltimore, 47 yards on 26 attempts).

►**At Minnesota (Sept. 18):** Started and played 41 snaps, recording six tackles (five solo) and a pass defended...Tackled RB Matt Asiata for a 2-yard loss on a run late in the fourth quarter...Helped limit RB Adrian Peterson to just 19 yards on 12 carries (1.6 avg.), tied for the fourth-lowest yardage total of Peterson's career, with a long of 5 yards.

►**Vs. Detroit (Sept. 25):** Started and played 30 snaps, leaving the game for a stretch after a cut on his face opened up again...Registered five tackles (all solo) and helped limit the Lions to just 50 yards rushing on 23 carries (2.2 avg.)...Added a tackle on special teams.

►**Vs. N.Y. Giants (Oct. 9):** Started and played 15 snaps, missing some action due to the cut on his face opening up again...Registered three tackles (two solo).

►**Vs. Dallas (Oct. 16):** Registered six tackles (three solo) in 46 snaps

of action.

►**Vs. Chicago (Oct. 20):** Started and played 35 of 48 snaps, recording four tackles (two solo) and the first interception of his career...Late in the fourth quarter, dropped into coverage and intercepted a QB Matt Barkley pass intended for TE Zach Miller that was deflected by S Morgan Burnett, making the pick at the Chicago 42 and returning it 4 yards.

►**At Atlanta (Oct. 30):** Started and played 41 snaps, posting five tackles (four solo) and a pass defended...Got his left hand to break up QB Matt Ryan's short pass over the middle intended for TE Levine Toilolo early in the third quarter...Added a tackle on special teams.

►**Vs. Indianapolis (Nov. 6):** Started and played 55 snaps, recording six tackles (five solo), a pass defended, a QB pressure and a QB hit...Added a tackle on special teams.

### **52 Clay Matthews, LB, 8th Year, Southern California**

- Ranks No. 2 in franchise history with 70.5 career sacks, trailing only DE Kabeer Gbaja-Biamila (74.5).

- Has earned six Pro Bowl selections in his seven-year career, two more than any Packers linebacker and tied with DE Reggie White for the second-most selections by a defensive player in team history, trailing only S Willie Wood (eight).

- Became the first player in franchise history to earn Pro Bowl recognition in each of his first four seasons in the league (2009-12).

- Is tied for No. 1 in franchise history (since 1982) with four 10-sack seasons (White and Gbaja-Biamila).

**2016 SEASON:** Has started all five games he has played in (four at OLB, one at ILB) and ranks No. 3 on the team with three sacks...Has registered 16 tackles (13 solo), four tackles for a loss, nine QB hits (No. 2 on the team) and six pressures (tied for No. 2)...Has been sidelined for three games (Weeks 3, 8-9) due to injury...Part of a run defense that ranks No. 1 in the league in rushing yards allowed per game (75.8), No. 2 in yards allowed per carry (3.29 avg.) and No. 3 in runs of 10-plus yards allowed (15).

►**At Jacksonville (Sept. 11):** Started at LOLB and played 53 snaps, finishing with four tackles (three solo), a sack, a QB pressure and a QB hit...Came from the right side to beat LT Kelvin Beachum for a 10-yard sack of QB Blake Bortles on third-and-2 midway through the first quarter...The sack gave him 68.5 for his career as he moved into a tie with White for No. 2 on the all-time franchise list (since 1982)...Added a tackle for a loss later in the first quarter, powering his way into the backfield to bring down RB T.J. Yeldon for a 7-yard loss.

►**At Minnesota (Sept. 18):** Started at ROLB and played 38 snaps, finishing with three tackles (all solo) a sack, three QB pressures and two QB hits...On a third-and-2 early in the third quarter, fought off a block from T Matt Kalil to sack QB Sam Bradford for a 7-yard loss and force a Minnesota punt.

►**Vs. Detroit (Sept. 25):** Inactive (ankle/hamstring), snapping a streak of 34 straight games played in the regular season.

►**Vs. N.Y. Giants (Oct. 9):** Returned to action, starting at ROLB and posting three tackles (all solo), a sack, a pressure and three QB hits...Early in the third quarter, fought off a block from LT Ereck Flowers to bring down QB Eli Manning for a 3-yard sack, the first time Matthews has started a season with a sack in each of his first three games played.

►**Vs. Dallas (Oct. 16):** Started the game as the lone ILB and played 45 snaps on the afternoon, finishing with two tackles (one solo).

►**Vs. Chicago (Oct. 20):** Started at ROLB and played 27 snaps, recording four tackles (three solo), a team-high three QB hits and a pressure.

►**At Atlanta (Oct. 30):** Inactive (hamstring).

►**Vs. Indianapolis (Nov. 6):** Inactive (hamstring).

### **88 Ty Montgomery, WR, 2nd Year, Stanford**

- Played in six games with three starts as a rookie in 2015 before an ankle injury that he sustained in Week 6 vs. San Diego would sideline him for the remainder of the season.

- Caught 15 passes for 136 yards (9.1 avg.) and two TDs and posted a 31.1-yard average on seven kickoff returns last season.

- Finished his career at Stanford as the school's all-time leader in kickoff return yards with 2,493, besting Chris Owusu's mark of 2,132 yards from

2008-11.

**2016 SEASON:** Has played in seven games with two starts (at RB), seeing time on offense and special teams...Has 23 catches for 202 yards (8.8 avg.), 21 carries for 119 yards (5.7 avg.) and has returned six kickoffs for 147 yards (24.5 avg.)...Has posted a tackle on special teams.

►**At Jacksonville (Sept. 11):** Played 11 snaps on offense and 14 on special teams, returning one kickoff for 14 yards.

►**At Minnesota (Sept. 18):** Midway through the first quarter, partially blocked Jeff Locke's punt as the ball traveled just 3 yards to the Green Bay 46, giving the Packers their best field position of the evening to help set up their first score of the game (1-yard TD pass from QB Aaron Rodgers to WR Jordy Nelson)...Had one kickoff return for 21 yards.

►**Vs. Detroit (Sept. 25):** Had a 24-yard kickoff return and provided the offense with good field position because of his decision on another return late in the first quarter...With P Sam Martin's kickoff bouncing near the sideline inside the 5-yard line, got his feet out of bounds and extended his body to fall on the ball at the 3-yard line, giving the Packers possession at their 40-yard line since the ball is considered out of bounds according to the rule book...Added a tackle on special teams.

►**Vs. N.Y. Giants (Oct. 9):** Had one kickoff return for 24 yards.

►**Vs. Dallas (Oct. 16):** Played 35 snaps on offense and registered a career-high 10 catches for a career-best 98 yards (9.8 avg.), with six of the catches going for first downs...His catch total was the best by a Packer on the season...Also had 6 rushing yards on three carries (2.0 avg.) and two kickoff returns for 64 yards (32.0 avg.), highlighted by a season-long 40-yard return in the fourth quarter

►**Vs. Chicago (Oct. 20):** With injuries to RBs Eddie Lacy (ankle/injured reserve) and James Starks (knee), made his first pro start at RB, finishing with 10 catches for 66 yards (6.6 avg.) and a career-high 60 yards rushing on nine carries (6.7 avg.)...Became just the third player in team history to register back-to-back games with 10-plus catches in a single season, joining WRs Sterling Sharpe (1993) and Don Hutson (1942)...Became the first Packer to register 60-plus rushing yards and 60-plus receiving yards since RB Ahman Green at Detroit on Sept. 24, 2006...Had a career-long 30-yard run up the middle on the first play of Green Bay's second drive of the second half, helping to kick-start a 13-play, 85-yard TD drive, one of three straight TD drives for the Packers.

►**At Atlanta (Oct. 30):** Inactive (illness).

►**Vs. Indianapolis (Nov. 6):** Started at RB and led the team with 53 rushing yards on seven carries (7.6 avg.), including a 24-yard run on Green Bay's opening offensive play...Took the carry off left end and made CB Darius Butler miss at the second level with a cut to the inside as he picked up extra yardage to the Indianapolis 45...Added three catches for 38 yards (12.7 avg.).

### **68 Kyle Murphy, T, Rookie, Stanford**

• Played in 54 games with 34 starts in four years at Stanford. Named third-team All-America by *Phil Steele's College Football* as a senior after serving as a team captain and starting all 14 games at left tackle.

• Started all 13 games at right tackle as a junior and was selected second-team All-Pacific-12 by *Phil Steele's College Football*.

• Played in 14 games with two starts in 2012, joining G Joshua Garnett as the first true freshmen offensive linemen to start at Stanford since 2000.

**2016 SEASON:** Dressed but did not play in one game and has been inactive for the other seven contests (healthy scratch).

►**At Atlanta (Oct. 30):** Was on the 46-man gameday roster for the first time in his career, but did not see any action.

### **87 Jordy Nelson, WR, 9th Year, Kansas State**

• One of just two players in franchise history (WR Sterling Sharpe, 1989 and 1992) to register two seasons with 85-plus receptions and 1,300-plus receiving yards, having done it in 2011 and 2014.

• Eclipsed the 1,000-yard receiving mark three times over a four-year span (2011, 2013-14).

• Ranks tied for No. 6 in franchise history in receptions (438), No. 7 in receiving yards (6,618) and No. 5 in TD receptions (56).

• Set a single-season franchise record with 1,519 receiving yards in 2014, topping WR Robert Brooks' mark of 1,497 yards in 1995, on the way to

being selected to his first career Pro Bowl and earning second-team All-Pro honors from *The Associated Press*.

• Is tied for No. 5 in the NFL for the most TD catches since 2011 with 50 despite missing the entire 2015 season due to injury.

**2016 SEASON:** Has started all eight games and has caught 38 passes for a team-high 509 yards (13.4 avg.) and seven TDs...Ranks No. 2 in the league in TD catches, trailing only Buccaneers WR Mike Evans (eight)...Is tied for No. 1 in the league with nine red-zone receptions and leads the NFL in red-zone TDs with six.

►**At Jacksonville (Sept. 11):** After missing the entire 2015 season due to a knee injury, returned to the starting lineup and played 54 snaps, tying for the team lead with six catches for 32 yards (5.3 avg.) and a TD...The TD catch was the 50th of his career and came with just over three minutes remaining in the first half to give the Packers a 14-10 lead as he found an opening in the middle of the end zone.

►**At Minnesota (Sept. 18):** Started and played 68 of 71 snaps, pacing the team with 73 yards receiving and a TD on five catches (14.6 avg.)... Caught a 1-yard TD pass from QB Aaron Rodgers in the first quarter, moving him into sole possession of the No. 6 spot in team history with 51 TD catches...It marked the third time in his career that he had caught at least one TD pass in both of the first two games (also 2011 and 2013)... Made a leaping 39-yard catch down to the Minnesota 4 early in the fourth quarter over CB Trae Waynes that helped set up Rodgers' 10-yard TD run three plays later...Also had a 21-yard grab in the second quarter, hauling in a quick pass over Waynes before taking it down the sideline to the Minnesota 48.

►**Vs. Detroit (Sept. 25):** Started and played 49 of 54 snaps, leading the team with six catches for 101 yards (16.8 avg.) and two TDs, with all of his receptions coming in the first half...It marked the third time in his career that he had posted 100-plus receiving yards in a first half (Weeks 10-11 in 2014)...Joined WR James Jones as the only Packers over the past 15 seasons (2002-16) to register at least one TD grab in each of the first three games of the season...On his first TD, an 8-yard grab late in the first quarter, came out of the slot and went to the middle of the end zone before moving to his right to find an opening for a scrambling Rodgers to get him the ball...Helped set up the score with a 49-yard catch, the longest reception by a Packer in the first three games, as he beat LB Thurston Armbrister over the middle to make a leaping grab in stride before taking it down the sideline to the Detroit 11...Late in the first half, beat CB Darius Slay down the right sideline to catch a perfectly thrown ball from Rodgers over his shoulder for the 17-yard score...His two TD catches gave him 53 for his career, moving him into a tie with WR Greg Jennings for the No. 5 spot in franchise history.

►**Vs. N.Y. Giants (Oct. 9):** Started and played 72 of 80 snaps, finishing with four receptions for 38 yards (9.5 avg.) and a TD with all four catches going for first downs...On Green Bay's opening drive, freed himself from the coverage of CB Eli Apple in the end zone to make a diving grab for a 2-yard TD, making him the first Packer to catch a TD pass in each of the team's first four games since WR Bill Schroeder in 2001.

►**Vs. Dallas (Oct. 16):** Started and played 64 of 70 snaps...Caught five passes for 68 yards (13.6 avg.), including a 25-yard reception midway through the fourth quarter to help set up a 6-yard TD pass from Rodgers to WR Randall Cobb two plays later...Beat CB Anthony Brown down the sideline on the play to make a leaping grab down to the Dallas 11.

►**Vs. Chicago (Oct. 20):** Started and played 83 of 87 snaps, finishing with one catch for 9 yards...Drew a 44-yard pass-interference penalty on S Adrian Amos on a deep ball down the middle of the field to the Chicago 20.

►**At Atlanta (Oct. 30):** Led the team with 94 yards receiving and a TD on four catches (23.5 avg.), highlighted by his season-long 58-yard reception in the first quarter...Came from the slot and got past S Keanu Neal to catch a perfectly placed ball from Rodgers near the Atlanta 30 before taking it down the sideline to the 7-yard line...Two plays later, found an opening between LB De'Vondre Campbell and CB Brian Poole to catch a 5-yard TD pass over the middle.

►**Vs. Indianapolis (Nov. 6):** Led the team with seven receptions for a team-high 94 yards (13.4 avg.) and a TD...On the final play of the first quarter, made a leaping grab in the end zone to take the ball away from CB Darius Butler for a 26-yard TD on what was a free play with the Colts

jumping offside...Five of his receptions went for first downs, a season high.

### **64 Mike Pennel, DT, 3rd Year, Colorado State-Pueblo**

- Played in all 16 games with five starts in 2015 and posted 35 tackles (22 solo), a sack, a forced fumble, three QB hits and four pressures.

- Made the team as a rookie free agent and played in 13 games in 2014. One of two undrafted rookie free agents to be on the Packers' 53-man roster for Week 1 (LB Jayrone Elliott).

**2016 SEASON:** Has played in four games and has registered five tackles (one solo), a tackle for a loss, a QB hit and a pass defended...Was on reserve/suspended for the first four games of the season.

►**Vs. Dallas (Oct. 16):** Played 13 snaps on defense in his season debut, recording two tackles (one solo), including a tackle for a loss when he stopped RB Ezekiel Elliott for a 3-yard loss on a fourth-quarter run.

►**Vs. Chicago (Oct. 20):** Appeared on 11 plays on defense, recording two tackles (both assisted) and a pass defended...Batted down a QB Matt Barkley pass intended for WR Alshon Jeffery over the middle early in the fourth quarter.

►**At Atlanta (Oct. 30):** Played 13 snaps on defense and posted an assisted tackle.

►**Vs. Indianapolis (Nov. 6):** Appeared on 17 defensive plays and recorded a QB hit.

### **56 Julius Peppers, LB, 15th Year, North Carolina**

- Has been selected to the Pro Bowl nine times during his career, including last season (2004-06, 2008-12, 2015), and has been named first-team All-Pro by *The Associated Press* three times (2004, 2006, 2010). Was named to the NFL's All-Decade Team for the 2000s.

- Has played in 225 games with 219 starts as a pro, appearing in all 16 contests in 12 of his first 14 seasons in the NFL. Has missed just two games due to injury during his career.

- Is the only player in NFL history with 100-plus sacks (139.5) and 10-plus interceptions (11).

- Since entering the NFL in 2002, ranks No. 1 in the league in sacks (139.5) and No. 3 in forced fumbles (46). His career sack total ranks No. 6 in NFL history (since 1982).

**2016 SEASON:** Has played in all eight games with four starts and ranks No. 2 on the team with 3.5 sacks...Has posted 11 tackles (eight solo), three tackles for a loss, a forced fumble, seven QB hits and nine pressures (No. 2 on the team).

►**At Jacksonville (Sept. 11):** Played 29 snaps and posted an assisted tackle.

►**At Minnesota (Sept. 18):** Led the team with 1.5 sacks, moving into a tie for No. 7 in NFL history with Dent and Randle (137.5 sacks)...Midway through the second quarter, fought off a block from T Andre Smith to bring down QB Sam Bradford for a 7-yard sack and force a three-and-out... Shared a 9-yard sack with LB Nick Perry on a third-and-11 in the fourth quarter, knocking back Smith on his way to the 9-yard sack of Bradford.

►**Vs. Detroit (Sept. 25):** Started at LOLB with LB Clay Matthews sidelined (ankle/hamstring) and appeared on 32 plays...Posted two tackles (one solo) and a QB pressure.

►**Vs. N.Y. Giants (Oct. 9):** Appeared on 23 defensive plays and recorded a solo tackle, a pressure and a pass defended...Walked back G John Jerry late in the third quarter and batted down a QB Eli Manning pass.

►**Vs. Dallas (Oct. 16):** Started at LOLB and played 32 snaps, recording a turnover play late in the first quarter with a strip-sack of QB Dak Prescott...Beat RT Doug Free on the play to get to Prescott, hitting his arm to force the fumble that was caught in the air by LB Joe Thomas at the Green Bay 24 and returned 6 yards...Finished with two tackles (one solo) and two QB pressures.

►**Vs. Chicago (Oct. 20):** Played 18 snaps and registered two QB hits and a pass defended...Got a piece of QB Brian Hoyer's pass intended for WR Alshon Jeffery in the first quarter.

►**At Atlanta (Oct. 30):** Started at LOLB with Matthews sidelined (hamstring) and appeared on 46 snaps...Fought off a block from G Chris Chester and sacked QB Matt Ryan as he stepped up in the pocket, bringing him down for a 2-yard loss on third down to force an Atlanta punt...The sack brought his career sack total to 139.5 as he moved into a tie with DE Jason

Taylor for the No. 6 spot in NFL history.

►**Vs. Indianapolis (Nov. 6):** Started for the second straight week, opening at ROLB with Matthews sidelined again...Played 50 snaps and posted two tackles (both solo), three QB pressures and one QB hit.

### **80 Justin Perillo, TE, 3rd Year, Maine**

- Played in a career-high nine games last season and made the first receptions of his career, finishing with 11 catches for 102 yards (9.3 avg.) and a TD.

- Started out the 2015 season on Green Bay's practice squad before being signed to the 53-man roster on Oct. 14, where he remained for the rest of the season.

- Appeared in two games as a rookie in 2014, starting out the season on the practice squad for the first nine contests before being signed to the active roster for the final seven games and both playoff contests.

**2016 SEASON:** Has played in all eight games with one start, seeing limited action on offense and special teams...Has four catches for 35 yards (8.8 avg.).

►**At Jacksonville (Sept. 11):** Appeared on six plays on special teams.

►**At Minnesota (Sept. 18):** Played three snaps on offense and four on special teams.

►**Vs. Detroit (Sept. 25):** Saw increased action on offense with TE Jared Cook departing the game in the second quarter (ankle)...Played 17 snaps and had a 13-yard reception, his first catch of the season.

►**Vs. N.Y. Giants (Oct. 9):** Appeared on 13 plays on offense and seven on special teams.

►**Vs. Dallas (Oct. 16):** Had a 4-yard catch and played 16 snaps on offense...Also appeared on seven plays on special teams.

►**Vs. Chicago (Oct. 20):** Played 14 snaps on offense and three on special teams.

►**At Atlanta (Oct. 30):** Started the first game of his NFL career as the offense opened with two tight ends...Played three snaps on offense and seven on special teams.

►**Vs. Indianapolis (Nov. 6):** Played 22 snaps and registered a season-high two catches for a season-best 18 yards (9.0 avg.)...Posted a pair of 9-yard receptions.

### **53 Nick Perry, LB, 5th Year, Southern California**

- Tied the franchise record for sacks in a single postseason (LB Clay Matthews, 2010) with 3½ in the 2015 playoffs. His six career postseason sacks rank No. 3 in franchise history behind Matthews (10) and Reggie White (eight), and are the most in team history (since 1982) by a player in his first five games with Green Bay.

- Has posted at least one sack in four of his five career playoff games.

- Has registered a two-sack game each of the last four seasons (2013-2016), the only player on the Packers to do so over that span.

**2016 SEASON:** Has started all eight games and leads the team with a career-high six sacks...Is tied for No. 12 in the NFL in sacks...Ranks No. 5 on the defense with 38 tackles (25 solo), leads the team in tackles for a loss (10) and QB pressures (16) and ranks No. 2 on the team in QB hits (12)...Also has an interception and three passes defended...Part of a run defense that ranks No. 1 in the league in rushing yards allowed per game (75.8), No. 2 in yards allowed per carry (3.29 avg.) and No. 3 in runs of 10-plus yards allowed (15).

►**At Jacksonville (Sept. 11):** Started at ROLB and played 52 snaps, finishing with three tackles (all solo), a sack, a team-high four QB pressures and a team-leading four QB hits...With the Packers leading 27-20 in the fourth quarter, brought down QB Blake Bortles for a 2-yard sack on third-and-11 with just over six minutes remaining to force the Jaguars to settle for a 50-yard FG from K Jason Myers...Dating back to the 2015 postseason, has posted 4½ sacks in the last three games...Added a tackle for a loss early in the fourth quarter, stopping RB T.J. Yeldon for a 2-yard loss on a run up the middle.

►**At Minnesota (Sept. 18):** Started at LOLB and appeared on 49 of 58 plays, recording five tackles (one solo), a half-sack, three pressures and two QB hits...Shared a 9-yard sack with LB Julius Peppers on a third-and-11 in the fourth quarter, knocking back T Matt Kalil on his way to the 9-yard sack of QB Sam Bradford.

►**Vs. Detroit (Sept. 25):** Started at ROLB and matched his career high with two sacks, the fourth straight season that he has posted a two-sack game (only Green Bay player to do so since 2013)...Both of his sacks came in the fourth quarter, the first on a third-and-6 at the Green Bay 24 when he beat LT Taylor Decker to bring down QB Matthew Stafford for an 8-yard loss as the Lions were forced to settle for a FG...Chased down Stafford on the next series for a zero-yard sack on a third-and-19 to force a Detroit punt...Brought down RB Theo Riddick for a 6-yard loss on a first-quarter run...Two plays later, tackled Riddick again for a 3-yard loss on another run...Late in the first quarter, batted down a QB Matthew Stafford pass near the line of scrimmage...Finished with nine tackles (eight solo), matching his career high set vs. San Francisco (Sept. 9, 2012), and added a QB hit and a pressure.

►**Vs. N.Y. Giants (Oct. 9):** Started at LOLB and registered a sack, marking his fourth straight game with at least a half-sack, the first time in his career that he had accomplished that feat...Midway through the third quarter, blew by LT Ereck Flowers and drilled QB Eli Manning for a 6-yard loss...Finished with four tackles (three solo), three pressures and three QB hits.

►**Vs. Dallas (Oct. 16):** Started at ROLB and played 49 snaps, recording five tackles (four solo).

►**Vs. Chicago (Oct. 20):** Started at LOLB and played 35 snaps, finishing with six tackles (five solo), a sack, two pressures and the first interception of his career...Midway through the third quarter, chased down QB Matt Barkley and tripped him up for a 10-yard sack...On Chicago's final offensive play, made an over-the-shoulder interception of a Barkley pass that was affected by a hit from DE/LB Datone Jones...Became the first Green Bay LB to register a sack and an interception in the same game since LB Clay Matthews did so at the N.Y. Giants on Dec. 4, 2011.

►**At Atlanta (Oct. 30):** Started at ROLB and played 50 snaps, finishing with three tackles (one solo) and a pass defended...Deflected a QB Matt Ryan pass at the line on Atlanta's opening drive.

►**Vs. Indianapolis (Nov. 6):** Started at LOLB and played 50 snaps, finishing with three tackles (all assisted), a half-sack and three QB pressures...Fought off a block from T Anthony Castonzo to register a shared sack of QB Andrew Luck with S Ha Ha Clinton-Dix for a 6-yard loss on a third down in the second quarter.

### **23 Damarious Randall, CB, 2nd Year, Arizona State**

• Played in 15 games with nine starts (six at LCB, two at RCB, one in the slot) in 2015 and tied for the team lead and No. 2 among NFL rookies with three interceptions, including one he returned for a TD. Finished with a team-best 16 passes defended.

• Named the NFL's Defensive Rookie of the Month for November 2015, joining CB Casey Hayward (October 2012) as the only Green Bay defensive backs to win the award.

• Earned first-team All-Pacific-12 honors at safety as a senior in 2014 after he led the Sun Devils in tackles (106) and passes defended (12) and tied for the team lead with three interceptions.

**2016 SEASON:** Has started all four games he has played in at LCB and has recorded 14 tackles (12 solo), an interception and three passes defended (tied for the team lead)...Has added two tackles on special teams...Has been sidelined for four games (Weeks 5 and 7-9) due to a groin injury.

►**At Jacksonville (Sept. 11):** Started at LCB and posted eight tackles (six solo) and two passes defended (tied for the team lead)...Made the initial hit of WR Allen Hurns on fourth-and-1 with 23 seconds remaining as a group of Packers brought Hurns down for a 1-yard loss to secure the 27-23 victory for Green Bay...Added a tackle on special teams, running down RB Corey Grant at the Jacksonville 31 on a kickoff return early in the fourth quarter that could have gone for a bigger gain.

►**At Minnesota (Sept. 18):** Started at LCB and played all 58 snaps, joining S Ha Ha Clinton-Dix as the only Green Bay defensive players to do so...Posted five tackles on defense (three solo) and added a stop on special teams, wrapping up WR Cordarrelle Patterson at the Minnesota 44 on a fourth-quarter kickoff return.

►**Vs. Detroit (Sept. 25):** Started at LCB and played 57 of 68 snaps, missing some time due to illness...Early in the second quarter, perfectly

timed it to get his hands in as TE Eric Ebron was attempting to make a catch at the Green Bay 31, ripping the ball out from Ebron and returning the interception 44 yards to the Detroit 25, a career-long INT return...Added two tackles (both solo).

►**Vs. N.Y. Giants (Oct. 9):** Inactive (groin).

►**Vs. Dallas (Oct. 16):** Started at LCB and played 18 snaps, but reinjured his groin making a tackle of WR Terrance Williams early in the second quarter and did not return...Posted two tackles (both solo).

►**Vs. Chicago (Oct. 20):** Inactive (groin).

►**At Atlanta (Oct. 30):** Inactive (groin).

►**Vs. Indianapolis (Nov. 6):** Inactive (groin).

### **99 Christian Ringo, DT, 1st Year, Louisiana-Lafayette**

• Originally drafted by the Packers as their second selection in the sixth round (210th overall) of the 2015 NFL Draft. Was on Green Bay's practice squad for the entire 2015 season.

• Started all 13 games as a senior in 2014, anchoring a defensive line that helped the Ragin' Cajuns lead the Sun Belt in rushing defense while ranking third in sacks.

• Was named the state's Defensive Player of the Year by the Louisiana Sports Writers Association after ranking seventh in the nation in tackles for loss (20) and 12th in the country in sacks (11½). His 11½ sacks tied the school single-season record and he also finished tied for No. 1 in school history with 21.0 career sacks.

**2016 SEASON:** Has played in five games and has posted four tackles (one solo)...Has been inactive for the other three contests (healthy scratch).

►**At Jacksonville (Sept. 11):** Played 12 snaps on defense in his NFL debut and posted a solo tackle, stopping RB T.J. Yeldon for a 1-yard loss on a run up the middle in the second quarter.

►**At Minnesota (Sept. 18):** Appeared on six plays on defense.

►**Vs. Detroit (Sept. 25):** Saw his most significant action on defense to date with DT Letroy Guion (knee) sidelined, appearing on 24 snaps and posting a career-high three tackles (all assists)...Helped limit the Lions to just 50 yards rushing on 23 carries (2.2 avg.) with a long run of 9 yards.

►**Vs. N.Y. Giants (Oct. 9):** Inactive (healthy scratch).

►**Vs. Dallas (Oct. 16):** Inactive (healthy scratch).

►**Vs. Chicago (Oct. 20):** Played nine snaps on defense.

►**At Atlanta (Oct. 30):** Appeared on four plays on defense.

►**Vs. Indianapolis (Nov. 6):** Inactive (healthy scratch).

### **22 Aaron Ripkowski, FB, 2nd Year, Oklahoma**

• Played in 15 games as a rookie last season, seeing action primarily on special teams, and posted nine tackles (tied for No. 4 on the team).

• Was tied with CB Damarious Randall (15) for the most games played by a Green Bay rookie in 2015.

• Began his career at Oklahoma as a walk-on and went on to play in 47 games with 17 starts in four seasons.

**2016 SEASON:** Has played in all eight games with two starts, seeing time on offense and special teams...Has 14 carries for 63 yards (4.5 avg.) and four catches for 12 yards (3.0 avg.).

►**At Jacksonville (Sept. 11):** Played 18 snaps on special teams, tied for the team lead, and eight snaps on offense.

►**At Minnesota (Sept. 18):** Appeared on 19 plays on special teams and two on offense.

►**Vs. Detroit (Sept. 25):** Started his first career game and seemed to be in position for the most significant offensive action of his career, but was limited to just 11 snaps before departing in the second quarter due to a back injury...Was the lead blocker on RB Eddie Lacy's game-long 25-yard run in the second quarter, sealing LB Kyle Van Noy to create a running lane up the middle.

►**Vs. N.Y. Giants (Oct. 9):** Saw the most significant action of his career to that point, appearing on 25 plays and posting a career-high 17 yards rushing on two carries (8.5 avg.)...Had a career-best 13-yard run midway through the fourth quarter as he dragged a host of defenders on a run up the middle to the New York 10, helping to set up a 25-yard Mason Crosby FG that put Green Bay up, 23-9...Helped clear the way for Lacy's 81 yards rushing on just 11 carries (7.4 avg.), part of a 147-yard rushing effort by



the offense, a season high.

►**Vs. Dallas (Oct. 16):** Started and played 18 snaps on offense, carrying the ball once for no gain while adding a 2-yard catch...Also appeared on 14 plays on special teams.

►**Vs. Chicago (Oct. 20):** Played 22 snaps on offense and had three carries for 8 yards (2.7 avg.)...Also had an 8-yard reception.

►**At Atlanta (Oct. 30):** Appeared on a career-high 32 snaps and registered a career-best six carries for a career-high 34 yards (5.7 avg.)...Had a 12-yard carry early in the third quarter, taking the handoff up the middle and charging forward against a group of tacklers at the end of the run for extra yardage.

►**Vs. Indianapolis (Nov. 6):** Rushed for 4 yards on two carries (2.0 avg.) and had a 3-yard reception.

## **12 Aaron Rodgers, QB, 12th Year, California**

- Ranks No. 1 in NFL history (min. 1,500 attempts) in career passer rating (103.6), interception percentage (1.60) and TD/INT ratio (3.96, 277/70).

- Has posted five seasons (2009, 2011-12, 2014-15) with 500-plus passing attempts and eight or fewer INTs, the most in NFL history ahead of Patriots QB Tom Brady (three seasons) and five QBs (one season each).

- Was named the league's Most Valuable Player by *The Associated Press* in 2014 for the second time in his career (2011), becoming the eighth player in league history to win the honor multiple times.

- Is the only quarterback in league history to record a 100-plus passer rating in six consecutive seasons (2009-14), with no other QB doing so in more than four straight years.

- Is one of only eight quarterbacks in NFL annals with 30,000-plus passing yards and 2,000-plus rushing yards.

- In 127 career regular-season starts (84-43 record), has posted 44 games with 300-plus passing yards, 73 without an interception (min. 15 attempts) and 69 with a 100-plus passer rating.

- Has been selected to the Pro Bowl in five of the last seven seasons (2009, 2011-12, 2014-15).

**2016 SEASON:** Has completed 202 of 318 passes (63.5 percent) for 2,039 yards and 20 TDs with five INTs for a 96.1 passer rating...Ranks No. 3 in the league in TD passes and TD percentage (6.3)...Ranks No. 5 in the NFL with a 100.0 passer rating on third down, connecting on 50 of 81 passes for 583 yards and nine TDs with four INTs...Has rushed for 199 yards and two TDs on 34 carries (5.6 avg.), ranking No. 5 in the NFL among QBs in rushing yards...Is tied for No. 2 among QBs with 15 rushing first downs.

►**At Jacksonville (Sept. 11):** Threw for 199 yards and two TDs on 20-of-34 passing for a 95.1 passer rating...Added a 6-yard rushing TD on Green Bay's opening possession, giving him 11 games with two-plus passing TDs and one-plus rushing TDs since 2008, second most over that span behind only Panthers QB Cam Newton...His TD passes came on back-to-back drives late in the first half...Connected with WR Jordy Nelson for a 6-yard TD pass with just over three minutes remaining in the first half, buying time in the pocket before moving to his right to find Nelson in the middle of the end zone...With CB Jalen Ramsey attempting to pull him down by the back of his jersey, threw a perfectly placed 29-yard TD pass to WR Davante Adams over CB Davon House in the end zone with 13 seconds remaining in the half.

►**At Minnesota (Sept. 18):** Connected on 20 of 36 passes for 213 yards and a TD with one INT (70.7 passer rating)...Rushed for 29 yards on three carries (9.7 avg.), highlighted by a 10-yard TD run up the middle early in the fourth quarter...It marked just the third time in his career (Weeks 9-10, 2009; Weeks 2-3, 2010) that he had posted a rushing TD in back-to-back games.

►**Vs. Detroit (Sept. 25):** Posted a season-high 129.3 passer rating, connecting on 15 of 24 passes for 205 yards and four TDs with no INTs, with all four of the TD passes coming in the first half...It marked just the second time in his career that he had thrown four-plus TD passes in a first half (six vs. Chicago, Nov. 9, 2014)...His 24 passing attempts were the fewest in his career in a game that he threw four-plus TD passes...Threw two TD passes to Nelson, including a perfectly placed 17-yard pass over Nelson's shoulder late in the first half to put Green Bay up, 31-3...With just under 3:30 remaining and the Packers leading 34-27, scrambled to pick up

11 yards on a third-and-8 that helped seal the win...Finished with 22 yards rushing on five carries (4.4 avg.).

►**Vs. N.Y. Giants (Oct. 9):** Threw for 259 yards and two TDs with two INTs on 23-of-45 passing for a 65.0 passer rating...Threw a 2-yard TD pass to Nelson on the opening drive, his 50th to Nelson in the regular season, the second-most prolific combo in franchise history behind only QB Brett Favre and WR Antonio Freeman (57)...On Green Bay's opening drive, had a key 11-yard run to the Giants' 6 on third-and-10, bouncing around the pocket before taking it down the left sideline for the first down that set up his TD pass to Nelson just two plays later...Midway through the second quarter, perfectly placed a ball over the shoulder of Adams down the right sideline with CB Michael Hunter covering him for a 29-yard score.

►**Vs. Dallas (Oct. 16):** Completed a season-high 31 passes on 42 attempts for a season-best 294 yards and a TD with one INT for a 90.8 passer rating...Completed passes to nine different players, a season high.

►**Vs. Chicago (Oct. 20):** Set a single-game franchise record with 39 completions, eclipsing the previous high of 36 by Favre at Chicago on Dec. 5, 1993...Posted a season-high 326 passing yards on 39-of-56 passing with three TDs and no INTs for a 102.2 rating, with all three TD passes coming in the second half...Completed 10-plus passes to three different receivers (Adams, 13; Randall Cobb, 11; Ty Montgomery, 10), becoming just the second QB in NFL history (Patriots QB Drew Bledsoe, Nov. 13, 1994) to accomplish that feat in a regular-season game...Posted a 127.9 passer rating on third down, completing 10 of 13 passes for 69 yards and two TDs.

►**At Atlanta (Oct. 30):** Threw for 246 yards and four TDs with no INTs on 28-of-38 passing for a 125.5 passer rating...It marked his 18th career game with four-plus TD passes as he moved past Johnny Unitas (17) for No. 6 on the all-time list...All four of his TD passes came to different players, with three of the players (WRs Jeff Janis, Trevor Davis and Geronimo Allison) recording the first regular-season TD catches of their career...Connected with Nelson on a season-long 58-yard pass on Green Bay's opening drive, hitting him perfectly in stride as Nelson took it down the sideline to the Atlanta 7...Posted a career-high 60 rushing yards on just six carries (10.0 avg.), including a 23-yard scamper down the sideline at the end of the first half out to the Green Bay 48 to help set up K Mason Crosby's 29-yard FG as time expired...Dating back to 1960, his rushing total was the second-best mark by a Green Bay QB behind only Don Majkowski's 88-yard outing at Detroit on Sept. 30, 1990...Tied his career high with three runs of 10-plus yards (23, 13, 11)...Joined Panthers QB Cam Newton (Dec. 20, 2015, at N.Y. Giants) as the only QBs over the past four seasons (2013-16) to register four-plus passing TDs and 60-plus rushing yards in a game.

►**Vs. Indianapolis (Nov. 6):** Completed 26 of 43 passes for 297 yards and three TDs with one INT for a 94.8 passer rating...It marked his 50th career regular-season game with three-plus TD passes...Was his third straight game with three-plus TD passes, the only NFL quarterback to accomplish that feat in 2016...Drew the Colts offside on the final play of the first quarter on a third down and found Nelson for a 26-yard jump-ball TD in the end zone...Rushed for 43 yards on six carries (7.2 avg.), the first time in his career that he had posted 40-plus rushing yards in back-to-back games...Had a 21-yard run down the right sideline late in the fourth quarter to the Indianapolis 16 that helped set up his TD pass to Cobb, giving him a 20-yard run in back-to-back games for the first time in his career.

## **82 Richard Rodgers, TE, 3rd Year, California**

- Had 58 receptions in 2015, becoming just the fourth TE in team history to record 55-plus receptions in a season (Paul Coffman, Jermichael Finley, Jackie Harris).

- Was one of only four TEs in the NFL last season to register 55-plus catches, 500-plus receiving yards and eight or more TD receptions (Rob Gronkowski, Jordan Reed, Gary Barnidge).

- Registered 10 TD catches in 2014-15, tied for the most by a Green Bay TE in his first two seasons since the 1970 AFL-NFL merger (Bubba Franks, 2000-01). His eight TD receptions in '15 were tied for the fifth most in a season by a Packers TE.

- Set a single-game franchise record for tight ends with 146 receiving yards last season at Detroit in Week 13, highlighted by his game-winning

61-yard TD catch on the final play of the game.

**2016 SEASON:** Has played in all eight games with three starts and has 15 catches for 148 yards (9.9 avg.) and a TD.

► **At Jacksonville (Sept. 11):** Appeared on 25 plays on offense and made a season-long 22-yard catch in the third quarter to the Jacksonville 8 that helped set up K Mason Crosby's 25-yard FG...Was covered by S Johnathan Cyprien on the play, extending his arms out to make a diving grab near the sideline.

► **At Minnesota (Sept. 18):** Had two receptions for 25 yards (12.5 avg.) in 36 snaps of action.

► **Vs. Detroit (Sept. 25):** Started for the first time on the season and had two catches for 9 yards (4.5 avg.) and a TD...Came across the field to catch a pass from QB Aaron Rodgers, who was moving to his right, for a 2-yard TD as he slid into the end zone.

► **Vs. N.Y. Giants (Oct. 9):** Started and played 73 of 80 snaps, making a 6-yard catch and helping the Packers rush for a season-high 147 yards on 32 carries (4.6 avg.).

► **Vs. Dallas (Oct. 16):** Appeared on 47 plays and caught two passes for 15 yards (7.5 avg.).

► **Vs. Chicago (Oct. 20):** Played 47 snaps and caught a 7-yard pass.

► **At Atlanta (Oct. 30):** Started and played 26 snaps, but did not have any receptions.

► **Vs. Indianapolis (Nov. 6):** Posted a season-high six receptions for a season-best 64 yards (10.7 avg.)...Had a season-high three receiving first downs, which is tied for the second most in a game in his career... Matched his season best with a 22-yard reception in the first quarter on Green Bay's opening drive...Freed himself from S T.J. Green to get open near the sideline, hauling in a pass from Rodgers to the Indianapolis 9 to help set up a Mason Crosby FG.

#### **24 Quinten Rollins, CB, 2nd Year, Miami (Ohio)**

• Played in 14 games with four starts (two at LCB, two at RCB) in 2015, recording 35 tackles (25 solo), a sack, two interceptions (one for a TD) and nine passes defended in his rookie season.

• Was tied for No. 3 on the team in INTs and tied for No. 4 among NFL rookies.

• Finished second among Packers rookies (Aaron Ripkowski, nine) with seven special teams tackles.

• Recorded two interceptions vs. St. Louis last season in Week 5, becoming the first Green Bay rookie to do so since CB Casey Hayward had two at Houston on Oct. 14, 2012. Returned the first interception 45 yards for a TD, becoming the first Packers rookie to record a pick-six since S Marques Anderson in 2002 (vs. Detroit, Nov. 10).

**2016 SEASON:** Has started all five games (two at LCB, three as the third CB) he has appeared in and has posted 10 tackles (six solo) and four passes defended...Was inactive for three games (Weeks 6-8) due to a groin injury.

► **At Jacksonville (Sept. 11):** Started as the third CB as the defense opened in the nickel and played 47 snaps...Posted two tackles (one solo) and two passes defended (tied for the team lead)...With less than a minute remaining in the game and the Packers leading, 27-23, made a leaping breakup of QB Blake Bortles' pass intended for WR Allen Robinson in the end zone.

► **At Minnesota (Sept. 18):** Started as the third CB and played 41 snaps, posting a pair of solo tackles.

► **Vs. Detroit (Sept. 25):** Started as the third CB and played 67 of 68 defensive snaps...Recorded an assisted tackle.

► **Vs. N.Y. Giants (Oct. 9):** Started at LCB in place of an injured Damarious Randall (groin) and played all 56 snaps, one of five Green Bay players to do so on defense...Helped limit the Giants' top three WRs (Odell Beckham Jr., Sterling Shepard and Victor Cruz) to a combined seven catches for 70 yards (10.0 avg.) and a TD...Broke up a deep pass early in the fourth quarter from QB Eli Manning intended for Cruz, nearly making the interception as Cruz appeared to drag him down...Finished with four tackles (three solo) and a team-high two passes defended.

► **Vs. Dallas (Oct. 16):** Inactive due to a groin injury sustained in practice the day before the game.

► **Vs. Chicago (Oct. 20):** Inactive (groin).

► **At Atlanta (Oct. 30):** Inactive (groin).

► **Vs. Indianapolis (Nov. 6):** Returned to action after missing three games, opening at LCB and playing 62 of 68 snaps...Posted two tackles (both solo).

#### **47 Jake Ryan, LB, 2nd Year, Michigan**

• Played in 14 games with five starts as a rookie, opening at BLB for the final five contests. Registered 47 tackles (32 solo) and a fumble recovery on defense and six tackles on special teams.

• Started both postseason games and recorded 10 tackles (seven solo). Including the playoffs, tallied six or more tackles in six of the seven games he started in 2015.

• Served as a team captain for his final two seasons and was a three-time winner (2012-14) of the Roger Zatkoff Award, given to Michigan's top LB. He is the only player to win the award, which was established in 1991, three times.

**2016 SEASON:** Has played in all eight games with seven starts and leads the team with 61 tackles (45 solo)...Has added six tackles for a loss (tied for No. 2 on the team), three passes defended, two QB pressures and a QB hit...Part of a run defense that ranks No. 1 in the league in rushing yards allowed per game (75.8), No. 2 in yards allowed per carry (3.29 avg.) and No. 3 in runs of 10-plus yards allowed (15)...Has added a tackle on special teams.

► **At Jacksonville (Sept. 11):** Started at ILB and played 43 snaps, finishing with eight tackles (four solo) and his first career pass defended...Broke up a short pass over the middle from QB Blake Bortles intended for WR Allen Hurns in the second quarter...Helped limit the Jaguars to just 48 yards rushing on 26 carries (1.8 avg.), the first time they had rushed for 48 or fewer yards on 25-plus attempts since Nov. 14, 1999 (vs. Baltimore, 47 yards on 26 attempts).

► **At Minnesota (Sept. 18):** Started at ILB, appearing on 45 of 58 plays, and registered a team-high nine tackles (six solo) and a pass defended...Stopped RB Adrian Peterson for a 2-yard loss on a run early in the third quarter...Helped limit Peterson to just 19 yards on 12 carries (1.6 avg.), tied for the fourth-lowest yardage total of Peterson's career, with a long of 5 yards.

► **Vs. Detroit (Sept. 25):** Started at ILB and played 56 snaps...Recorded eight tackles (five solo), including a tackle for a loss in the third quarter when he sprinted up the field to bring down RB Dwayne Washington for a 3-yard loss on a reception in the flat...Added a QB pressure...Helped limit the Lions to just 50 yards rushing on 23 carries (2.2 avg.).

► **Vs. N.Y. Giants (Oct. 9):** Started at ILB and played 41 snaps, finishing with six tackles (five solo), including a tackle for a loss...Came up to bring down RB Orleans Darkwa for a 1-yard loss on a run early in the third quarter...Helped limit the Giants to just 43 yards rushing on 15 carries (2.9 avg.), bringing Green Bay's four-game total to just 171 rushing yards allowed, the second-fewest allowed by an NFL team in the first four games of a season since individual stats began to be recorded in 1933 behind only the 157 yards allowed by the 1995 San Francisco 49ers.

► **Vs. Dallas (Oct. 16):** Didn't start as the defense opened with a lone ILB (Clay Matthews), but played 45 snaps and registered six tackles (four solo).

► **Vs. Chicago (Oct. 20):** Started at ILB and recorded five tackles (three solo).

► **At Atlanta (Oct. 30):** Started at ILB and played 47 snaps, matching his career high with a team-leading 10 tackles (career-best 10 solo)...Posted two tackles for a loss, with the stops coming on back-to-back plays in the second quarter on runs by RBs Terron Ward and Devonta Freeman.

► **Vs. Indianapolis (Nov. 6):** Started at ILB and played 55 snaps, finishing with a team-high nine tackles (eight solo), a QB pressure, a QB hit and a pass defended...Came up to tackle RB Frank Gore for a 3-yard loss on a fourth-quarter run...Added a tackle on special teams.

#### **10 Jacob Schum, P, 2nd Year, Buffalo**

• Was claimed off waivers on Aug. 30 from Tampa Bay, where played in all 16 games last season and averaged 41.9 yards per punt (38.0 net average) on 56 attempts with 15 punts inside the 20.

• Was originally signed as an undrafted free agent by the Cleveland Browns

in 2013 and also spent time with the New York Jets.

**2016 SEASON:** Has played in all eight games and has recorded a 44.0-yard gross average and a net average of 40.3 yards on 24 punts with five inside the 20...Over the last four games, has posted a 49.9-yard gross average and a 44.2-yard net average on nine punts with three inside the 20.

► **At Jacksonville (Sept. 11):** Punted four times in his Green Bay debut, posting a 46.0-yard gross average with a net average of 42.5 yards.

► **At Minnesota (Sept. 18):** Posted a 38.6-yard gross average and net average on five punts, with one inside the 20.

► **Vs. Detroit (Sept. 25):** Punted twice on the afternoon (both in the fourth quarter) and recorded a 41.5-yard gross average and a net average of 33.5 yards...Had a 40-yard punt to the Detroit 12 that resulted in just a 1-yard return for WR Andre Roberts.

► **Vs. N.Y. Giants (Oct. 9):** Posted a 36.5-yard average and a 35.0-yard net average on four punts.

► **Vs. Dallas (Oct. 16):** Punted just once on the afternoon, a 47-yard kick late in the first half that was downed at the Dallas 3-yard line.

► **Vs. Chicago (Oct. 20):** Had only one punt for the second straight game, drilling a 46-yarder that was fair caught.

► **At Atlanta (Oct. 30):** Posted a 54.3-yard gross average on three punts, including a 58-yarder in the second quarter...Finished with a 38.3-yard net average.

► **Vs. Indianapolis (Nov. 6):** Posted a 48.3-yard gross average and a 47.5-yard net average on four punts, both career highs (min. four punts)... Also placed two punts inside the 20-yard line, a season high, pinning the Colts at their 10 and their 4 in the second quarter...Boomed a career-long 65-yard punt in the second quarter.

### **37 Sam Shields, CB, 7th Year, Miami**

• Has 23 interceptions (including the postseason) since entering the NFL in 2010, good for No. 6 in the NFL over that span.

• Was tied for the team lead with three interceptions in 2015, his fourth season with three-plus interceptions in the last five years, tied for No. 1 in the NFL over that span (2011-15).

• Earned his first career Pro Bowl selection in 2014, replacing Patriots CB Darrelle Revis, who played in the Super Bowl.

• Recorded a franchise-leading fifth career postseason interception in the 2014 NFC Championship Game at Seattle.

**2016 SEASON:** Has played in one game and has posted five tackles (four solo)...Was inactive for four games (Weeks 2-3, 5-6) due to a concussion before being placed on injured reserve on Oct. 18.

► **At Jacksonville (Sept. 11):** Started at RCB and played 62 snaps, finishing with five tackles (four solo)...Left the game late in the fourth quarter after sustaining a concussion.

► **At Minnesota (Sept. 18):** Inactive (concussion).

► **Vs. Detroit (Sept. 25):** Inactive (concussion).

► **Vs. N.Y. Giants (Oct. 9):** Inactive (concussion).

► **Vs. Dallas (Oct. 16):** Inactive (concussion).

### **78 Jason Spriggs, T, Rookie, Indiana**

• Played in 48 career games over four seasons with 47 starts at left tackle for the Hoosiers.

• Named first-team All-America by the Football Writers Association of America (FWAA) and *Phil Steele's College Football* as a senior. Also received the Hoosiers' Chris Dal Sasso Award (outstanding lineman) and was the first Outland Trophy semifinalist in school history.

• In 2014, was named honorable mention All-Big Ten by the media after giving up two sacks in 689 snaps and recording 45 knockdowns.

**2016 SEASON:** Has played in all eight games, seeing action on offense and on special teams (extra points and field goals).

► **At Jacksonville (Sept. 11):** Played five snaps on special teams in his NFL debut.

► **At Minnesota (Sept. 18):** Appeared on two plays on special teams (extra points).

► **Vs. Detroit (Sept. 25):** Played six snaps on special teams.

► **Vs. N.Y. Giants (Oct. 9):** Saw his first action as a pro on offense, appearing on five snaps as an extra lineman on the right side.

► **Vs. Dallas (Oct. 16):** Saw the most significant action of his career,

playing 18 offensive snaps as he took over at RT for an injured Bryan Bulaga (back) midway through the fourth quarter...Recovered a fumble by QB Aaron Rodgers on a sack late in the fourth quarter to retain possession for the Packers...Also saw action earlier in the game as an extra lineman.

► **Vs. Chicago (Oct. 20):** Played two snaps on offense as an extra lineman and played six on special teams.

► **At Atlanta (Oct. 30):** Appeared on one play as an extra lineman on offense and four snaps on special teams.

► **Vs. Indianapolis (Nov. 6):** Played five snaps on special teams.

### **44 James Starks, RB, 7th Year, Buffalo**

• Played in all 16 games for the second straight season in 2015 and recorded career highs in starts (four), rushing yards (601), receptions (43), receiving yards (392), receiving TDs (three) and yards from scrimmage (993).

• Was one of just five RBs in the league to register 600-plus rushing yards and 390-plus receiving yards in 2015.

• Rushed for 493 yards and a career-high three TDs on 89 carries in 2013, an average of 5.54 yards per carry that ranked No. 1 in the NFL among players with 80-plus attempts.

• Posted a league-leading 315 rushing yards in the 2010 postseason, third most ever by a rookie RB in the postseason behind only Washington's Timmy Smith (342 in 1987) and Baltimore's Jamal Lewis (338 in 2000).

**2016 SEASON:** Has played in four games and has 42 yards rushing on 24 carries (1.8 avg.) with six catches for 50 yards (8.3 avg.)...Has been sidelined for four games due to an injured knee (Weeks 6-9).

► **At Jacksonville (Sept. 11):** Had four carries for 7 yards (1.8 avg.) and a 6-yard catch in 18 snaps of action.

► **At Minnesota (Sept. 18):** Posted a 16-yard reception and 3 rushing yards on seven carries (0.4 avg.).

► **Vs. Detroit (Sept. 25):** Registered a 9-yard catch and had one carry for -1 yards.

► **Vs. N.Y. Giants (Oct. 9):** Saw his most significant action of the season with RB Eddie Lacy sidelined with an ankle injury for much of the second half...Posted 33 rushing yards on 12 carries (2.8 avg.) and added three receptions for 19 yards (6.3 avg.).

► **Vs. Dallas (Oct. 16):** Inactive (knee).

► **Vs. Chicago (Oct. 20):** Inactive (knee).

► **At Atlanta (Oct. 30):** Inactive (knee).

► **Vs. Indianapolis (Nov. 6):** Inactive (knee).

### **65 Lane Taylor, G, 4th Year, Oklahoma State**

• Started the first games of his career in 2015, opening at RG at Detroit in Week 13 in place of an injured T.J. Lang and at LG in Week 17 vs. Minnesota with Josh Sitton sliding to LT in place of an injured David Bakhtiari.

• Played in all 16 contests in 2014, seeing limited action on offense at both guard spots and as an extra lineman, and on special teams.

• Was one of three rookie free agents to make Green Bay's opening-day roster in 2013.

**2016 SEASON:** Has started all eight games at LG...Part of a line that has helped the Packers rank No. 2 in third-down conversions (49.5 percent), tied for No. 11 in the NFL in sacks allowed (17), and No. 9 in time of possession (31:21).

► **At Jacksonville (Sept. 11):** Started at LG and played all 64 snaps... Helped protect QB Aaron Rodgers as he was sacked just one time on the afternoon and as he threw for 199 yards and two TDs on 20-of-34 passing with a rushing TD.

► **At Minnesota (Sept. 18):** Started at LG and played all 71 snaps.

► **Vs. Detroit (Sept. 25):** Started at LG and played all 54 snaps, helping to clear the way for RB Eddie Lacy's season-high 103 yards rushing on just 17 carries (6.1 avg.)...Also protected Rodgers as he threw a season-high four TD passes, with all of them coming in the first half.

► **Vs. N.Y. Giants (Oct. 9):** Started at LG and played all 80 snaps, helping the offense record season bests for total yards (406), rushing yards (147), first downs (23) and time of possession (36:38)...Part of a line that did not allow a sack of Rodgers and helped clear the way for Lacy's 81 rushing yards on just 11 carries (7.4 avg.).

►**Vs. Dallas (Oct. 16):** Started at LG and played all 70 snaps, helping the offense post season highs for total first downs (24) and passing first downs (17)...Protected Rodgers as he completed 31 of 42 passes for 294 yards and a TD with one INT and was sacked just once on the afternoon.

►**Vs. Chicago (Oct. 20):** Started at LG and appeared on all 87 plays, helping the offense record 406 total yards (tied for the season high) and a 39:36 time of possession, the best mark by Green Bay since Oct. 27, 2013, at Minnesota (40:54)...Protected Rodgers as he completed a franchise-record 39 passes, including 10-plus passes to three different players (WRs Davante Adams, Randall Cobb and Ty Montgomery), only the second time in NFL history (New England Patriots, Nov. 13, 1994) that a team has accomplished that feat in a game.

►**At Atlanta (Oct. 30):** Started at LG and played all 62 snaps, helping protect Rodgers as he threw for 246 yards and four TDs on 28-of-38 passing...Helped the offense rack up 108 rushing yards on 19 carries (5.7 avg.).

►**Vs. Indianapolis (Nov. 6):** Started at LG and played all 69 snaps, helping the offense register 405 total yards, the third 400-yard effort in the last five games...Protected Rodgers as he threw for 297 yards and three TDs on 26-of-43 passing, his third straight game with three-plus TD passes.

#### **48 Joe Thomas, LB, 2nd Year, South Carolina State**

• Played in 14 games in 2015 and registered 24 tackles (16 solo), a sack, a forced fumble, five QB hits, four pressures and two passes defended.

• Added nine tackles on special teams, which was tied for No. 4 on the team.

• Was with the Packers during the 2015 offseason and preseason before being waived on Sept. 5, 2015. Was signed to Green Bay's 53-man roster on Sept. 21, 2015, from the Dallas Cowboys' practice squad.

• Entered the league with the Packers as an undrafted free agent in May 2014. Was on Green Bay's practice squad for the final eight games of the 2014 regular season and both playoff contests.

**2016 SEASON:** Has played in all eight games and has recorded 21 tackles (18 solo), a tackle for a loss, an interception, a fumble recovery and four passes defended...Has one tackle on special teams.

►**At Jacksonville (Sept. 11):** Played 25 snaps on defense and recorded three tackles (two solo) and his first career interception...The INT came on his first snap of the season when he picked off QB Blake Bortles' pass intended for WR Marqise Lee that was deflected by CB Quinten Rollins at the Jacksonville 41...On the play, initially came on a blitz up the middle before turning back to head up the field and make the interception, returning it 9 yards to help set up the Green Bay offense for its first score of the day...Was one of a host of defenders to bring down WR Allen Hurns for a 1-yard loss on fourth-and-1 with 23 seconds remaining to secure the 27-23 victory for Green Bay.

►**At Minnesota (Sept. 18):** Appeared on 17 plays on defense and 18 on special teams...Registered a career-high five tackles (all solo), including a tackle for a loss when he drilled RB Jerick McKinnon for a 1-yard loss on a pass in the flat in the first quarter.

►**Vs. Detroit (Sept. 25):** Played 38 snaps on defense and recorded three tackles (all solo)...Led the defense with a career-high two passes defended, including one midway through the fourth quarter when he made a leaping deflection of QB Matthew Stafford's pass deep over the middle intended for TE Eric Ebron, a pass that he nearly intercepted...Added a tackle on special teams.

►**Vs. N.Y. Giants (Oct. 9):** Appeared on a season-high 41 plays and posted two tackles (one solo) and a pass defended...Jumped to make a deflection of QB Eli Manning's pass intended for WR Sterling Shepard in the fourth quarter on a third down to force a punt.

►**Vs. Dallas (Oct. 16):** Played 10 snaps on defense and recorded an assisted tackle and his first career fumble recovery...Late in the first quarter, recovered a QB Dak Prescott fumble forced by LB Julius Peppers on a sack, catching the ball in the air and returning it 6 yards to the Green Bay 30.

►**Vs. Chicago (Oct. 20):** Appeared on 17 plays on defense and 16 on special teams.

►**At Atlanta (Oct. 30):** Played 22 snaps on defense and 11 on special teams...Matched his career high with five tackles (four solo) on defense.

►**Vs. Indianapolis (Nov. 6):** Posted three tackles (all solo) in 13 snaps of action on defense.

#### **73 JC Tretter, C/G, 4th Year, Cornell**

• Saw the most significant action of his career in 2015, appearing in all 16 games with three starts at center in place of an injured Corey Linsley.

• Has seen game action at center, left guard and both tackle spots during his NFL career.

• Was on track to be the starting center in 2014, opening at that position for the first three preseason contests that year, but sustained a knee injury vs. Oakland (Aug. 22) that would sideline him for the first half of the season.

• Played in the final eight regular-season games and both playoff contests. Spent the majority of his rookie campaign in 2013 on reserve/physically unable to perform after sustaining a significant ankle injury during the first practice of Organized Team Activities in the spring.

**2016 SEASON:** Has started all seven games he has played in at C...Part of a line that has helped the Packers rank No. 2 in third-down conversions (49.5 percent), tied for No. 11 in the NFL in sacks allowed (17), and No. 9 in time of possession (31:21).

►**At Jacksonville (Sept. 11):** Started at C and played all 64 snaps...Helped protect QB Aaron Rodgers as he was sacked just one time on the afternoon and as he threw for 199 yards and two TDs on 20-of-34 passing with a rushing TD.

►**At Minnesota (Sept. 18):** Started at C and appeared on all 71 offensive plays...Had a key fumble recovery in the first quarter, diving on a fumble by QB Aaron Rodgers on a sack at the Green Bay 12.

►**Vs. Detroit (Sept. 25):** Started at C and played all 54 snaps, helping to clear the way for RB Eddie Lacy's season-high 103 yards rushing on just 17 carries (6.1 avg.)...Also protected Rodgers as he threw a season-high four TD passes, with all of them coming in the first half.

►**Vs. N.Y. Giants (Oct. 9):** Started at C and played all 80 snaps, helping the offense record season bests for total yards (406), rushing yards (147), first downs (23) and time of possession (36:38)...Part of a line that did not allow a sack of Rodgers and helped clear the way for Lacy's 81 rushing yards on just 11 carries (7.4 avg.).

►**Vs. Dallas (Oct. 16):** Started at C and played all 70 snaps, helping the offense post season highs for total first downs (24) and passing first downs (17)...Protected Rodgers as he completed 31 of 42 passes for 294 yards and a TD with one INT and was sacked just once on the afternoon.

►**Vs. Chicago (Oct. 20):** Started at C and appeared on all 87 plays, helping the offense record 406 total yards (tied for the season high) and a 39:36 time of possession, the best mark by Green Bay since Oct. 27, 2013, at Minnesota (40:54)...Protected Rodgers as he completed a franchise-record 39 passes, including 10-plus passes to three different players (WRs Davante Adams, Randall Cobb and Ty Montgomery), only the second time in NFL history (New England Patriots, Nov. 13, 1994) that a team has accomplished that feat in a game.

►**At Atlanta (Oct. 30):** Started at C and played all 62 snaps, helping protect Rodgers as he threw for 246 yards and four TDs on 28-of-38 passing...Helped the offense rack up 108 rushing yards on 19 carries (5.7 avg.)...Sustained a knee injury on the second-to-last play of the game.

►**Vs. Indianapolis (Nov. 6):** Inactive (knee).

# National Football League Game Summary

NFL Copyright © 2016 by The National Football League. All rights reserved. This summary and play-by-play is for the express purpose of assisting media in their coverage of the game; any other use of this material is prohibited without the written permission of the National Football League. Updated: 11/7/2016

Date: Sunday, 11/6/2016

## Indianapolis Colts at Green Bay Packers

Start Time: 3:25 PM CST

at Lambeau Field, Green Bay, WI

### Game Day Weather

Temp: 68° F (20.0° C) Humidity: 55%, Wind: South 7 mph

Played Outdoor on Turf: DD GrassMaster

### Officials

Referee: Corrente, Tony (99)	Umpire: Ferrell, Dan (64)	Head Linesman: Turner, Patrick (13)
Line Judge: Longson, Bart (2)	Side Judge: Vernatchi, Rob (75)	Field Judge: Horton, Buddy (82)
Back Judge: Prukop, Todd (30)	Replay Official: Yurk, Russell ( )	

### Lineups

Indianapolis Colts			Green Bay Packers				
Offense		Defense	Offense		Defense		
WR 10	D.Moncrief	NT 54	D.Parry	WR 87	J.Nelson	NT 98	L.Guion
LT 74	A.Castonzo	DT 97	A.Jones	LT 69	D.Bakhtiari	DT 76	M.Daniels
LG 72	J.Harrison	SLB 93	E.Walden	LG 65	L.Taylor	LOLB 53	N.Perry
C 78	R.Kelly	MIKE 52	D.Jackson	C 63	C.Linsley	ILB 47	J.Ryan
RG 71	D.Good	RUSH 98	R.Mathis	RG 70	T.Lang	ILB 50	B.Martinez
RT 73	J.Haeg	LCB 25	P.Robinson	RT 75	B.Bulaga	ROLB 56	J.Peppers
TE 83	D.Allen	SS 32	T.Green	WR 83	J.Janis	RCB 36	L.Gunter
WR 13	T.Hilton	FS 26	C.Geathers	WR 17	D.Adams	LCB 24	Q.Rollins
QB 12	A.Luck	RCB 21	V.Davis	QB 12	A.Rodgers	CB 33	M.Hyde
TE 84	J.Doyle	CB 20	D.Butler	RB 88	T.Montgomery	SS 42	M.Burnett
RB 23	F.Gore	CB 30	R.Melvin	FB 22	A.Ripkowski	FS 21	H.Clinton-Dix

### Substitutions

P 1 P.McAfee, K 4 A.Vinatieri, WR 15 P.Dorsett, RB 28 J.Todman, RB 33 R.Turbin, RB 34 J.Ferguson, CB 37 F.Williams, S 41 M.Farley, ILB 44 A.Morrison, LS 45 M.Overton, ILB 53 E.Jackson, OLB 56 A.Ayers, ILB 57 J.McNary, T 62 L.Clark, C 63 A.Blythe, WR 80 C.Rogers, TE 86 E.Swoope, DT 91 H.Ridgeway, OLB 92 C.Maggitt, NT 94 Z.Kerr, OLB 95 L.Edwards, DT 99 T.McGill

### Substitutions

K 2 M.Crosby, P 10 J.Schum, WR 11 T.Davis, WR 18 R.Cobb, S 25 M.Evans, CB 28 J.Hawkins, S 29 K.Brice, RB 34 D.Jackson, S 35 J.Whitehead, CB 39 D.Goodson, LB 48 J.Thomas, LB 51 K.Fackrell, LS 61 B.Goode, DT 64 M.Pennel, T/G 67 D.Barclay, T 78 J.Spriggs, TE 80 J.Perillo, WR 81 G.Allison, TE 82 R.Rodgers, LB 91 J.Elliott, DE 94 D.Lowry, DE/LB 95 D.Jones, DT 97 K.Clark

### Did Not Play

QB 16 S.Tolzien, WR 81 D.Street

### Did Not Play

QB 7 B.Hundley

### Not Active

WR 17 T.Smith, S 29 M.Adams, OLB 43 C.Carter, T/G 75 J.Mewhort, T/G 76 J.Reitz, DE 90 K.Langford, DT 96 H.Anderson

### Not Active

CB 23 D.Randall, RB 44 J.Starks, LB 52 C.Matthews, T 68 K.Murphy, C/G 73 J.Tretter, TE 89 J.Cook, DT 99 C.Ringo

### Field Goals (made ( ) & missed)

A.Vinatieri	(28)	M.Crosby	(34) 48WL (27)
		<b>1</b>	<b>2</b>
VISITOR:	Indianapolis Colts	14	10
HOME:	Green Bay Packers	10	0
		<b>3</b>	<b>4</b>
		<b>OT</b>	<b>Total</b>
		0	31
		0	26

### Scoring Plays

Team	Qtr	Time	Play Description (Extra Point) (Drive Info)	Visitor	Home
Colts	1	14:47	J.Todman 99 yd. kickoff return (A.Vinatieri kick) (0-0, 0:13)	7	0
Packers	1	10:46	M.Crosby 34 yd. Field Goal (9-53, 4:01)	7	3
Colts	1	4:28	F.Gore 7 yd. run (A.Vinatieri kick) (7-62, 3:07)	14	3
Packers	1	0:00	J.Nelson 26 yd. pass from A.Rodgers (M.Crosby kick) (4-47, 1:25)	14	10
Colts	2	12:05	A.Vinatieri 28 yd. Field Goal (8-35, 2:55)	17	10
Colts	2	0:11	D.Moncrief 8 yd. pass from A.Luck (A.Vinatieri kick) (15-96, 5:33)	24	10
Packers	3	1:46	M.Crosby 27 yd. Field Goal (10-65, 5:38)	24	13
Colts	4	9:35	F.Gore 4 yd. run (A.Vinatieri kick) (6-71, 2:53)	31	13
Packers	4	7:40	D.Adams 2 yd. pass from A.Rodgers (pass failed) (6-75, 1:55)	31	19

# National Football League Game Summary

NFL Copyright © 2016 by The National Football League. All rights reserved. This summary and play-by-play is for the express purpose of assisting media in their coverage of the game; any other use of this material is prohibited without the written permission of the National Football League. Updated: 11/7/2016

---

Packers 4 3:29 R.Cobb 3 yd. pass from A.Rodgers (M.Crosby kick) (7-80, 1:59)  
Paid Attendance: 78,437

31 26  
Time: 3:09



**Indianapolis Colts vs Green Bay Packers**  
**11/6/2016 at Lambeau Field**

# Final Team Statistics

	<b>Visitor Colts</b>	<b>Home Packers</b>
<b>TOTAL FIRST DOWNS</b>	22	25
By Rushing	7	7
By Passing	14	16
By Penalty	1	2
<b>THIRD DOWN EFFICIENCY</b>	7-14-50%	4-12-33%
<b>FOURTH DOWN EFFICIENCY</b>	0-0-0%	0-0-0%
<b>TOTAL NET YARDS</b>	355	405
Total Offensive Plays (inc. times thrown passing)	66	65
Average gain per offensive play	5.4	6.2
<b>NET YARDS RUSHING</b>	85	116
Total Rushing Plays	28	19
Average gain per rushing play	3.0	6.1
Tackles for a loss-number and yards	2-6	0-0
<b>NET YARDS PASSING</b>	270	289
Times thrown - yards lost attempting to pass	2-11	3-8
Gross yards passing	281	297
<b>PASS ATTEMPTS-COMPLETIONS-HAD INTERCEPTED</b>	36-23-2	43-26-1
Avg gain per pass play (inc.# thrown passing)	7.1	6.3
<b>KICKOFFS Number-In End Zone-Touchbacks</b>	6-3-3	6-5-4
<b>PUNTS Number and Average</b>	4-55.5	4-48.3
Had Blocked	0	0
<b>FGs - PATs Had Blocked</b>	0-0	0-0
<b>Net Punting Average</b>	48.5	47.5
<b>TOTAL RETURN YARDAGE (Not Including Kickoffs)</b>	3	28
No. and Yards Punt Returns	2-3	1-8
No. and Yards Kickoff Returns	2-160	3-64
No. and Yards Interception Returns	1-0	2-20
<b>PENALTIES Number and Yards</b>	4-35	4-25
<b>FUMBLES Number and Lost</b>	1-0	0-0
<b>TOUCHDOWNS</b>	4	3
Rushing	2	0
Passing	1	3
Kickoff Returns	1	0
<b>EXTRA POINTS Made-Attempts</b>	4-4	2-3
Kicking Made-Attempts	4-4	2-2
Passing Made-Attempts	0-0	0-1
<b>FIELD GOALS Made-Attempts</b>	1-1	2-3
<b>RED ZONE EFFICIENCY</b>	3-4-75%	2-4-50%
<b>GOAL TO GO EFFICIENCY</b>	3-3-100%	2-3-67%
<b>SAFETIES</b>	0	0
<b>FINAL SCORE</b>	31	26
<b>TIME OF POSSESSION</b>	30:03	29:57



**Indianapolis Colts vs Green Bay Packers**  
**11/6/2016 at Lambeau Field**

# Ball Possession And Drive Chart

**Indianapolis Colts**

#	Time Recd	Time Lost	Time Poss	How Ball Obtained	Drive Began	# Play	Yds Gain	Yds Pen	Net Yds	1st Down	Last Scrm	How Given Up
1	15:00	14:47	0:13	Kickoff		0	0	0	0	0		Touchdown
2	10:46	9:08	1:38	Kickoff	IND 25	3	5	0	5	0	IND 30	Interception
3	7:35	4:28	3:07	Missed FG	IND 38	7	62	0	62	4	* GB 7	Touchdown
4	2:47	1:25	1:22	Punt	IND 13	3	11	0	11	1	IND 24	Interception
5	15:00	12:05	2:55	Kickoff	GB 45	8	35	0	35	2	* GB 10	Field Goal
6	11:36	8:39	2:57	Punt	IND 10	6	14	0	14	1	IND 24	Punt
7	5:44	0:11	5:33	Punt	IND 4	15	91	5	96	7	* GB 8	Touchdown
8	8:43	7:24	1:19	Interception	IND 21	3	7	0	7	0	IND 28	Punt
9	1:46	14:21	2:25	Kickoff	IND 25	4	3	5	8	1	IND 33	Punt
10	12:28	9:35	2:53	Punt	IND 29	6	66	5	71	4	* GB 4	Touchdown
11	7:40	5:28	2:12	Kickoff	IND 25	3	9	0	9	0	IND 34	Punt
12	3:29	0:00	3:29	Kickoff	IND 25	9	52	0	52	2	GB 22	End of Game

(270) Average IND 25

**Green Bay Packers**

#	Time Recd	Time Lost	Time Poss	How Ball Obtained	Drive Began	# Play	Yds Gain	Yds Pen	Net Yds	1st Down	Last Scrm	How Given Up
1	14:47	10:46	4:01	Kickoff	GB 31	9	53	0	53	3	* IND 16	Field Goal
2	9:08	7:35	1:33	Interception	IND 29	4	-1	0	-1	0	IND 30	Missed FG
3	4:28	2:47	1:41	Kickoff	GB 18	3	8	0	8	0	GB 26	Punt
4	1:25	0:00	1:25	Interception	IND 47	4	47	0	47	2	IND 26	Touchdown
5	12:05	11:36	0:29	Kickoff	GB 25	3	0	0	0	0	GB 25	Punt
6	8:39	5:44	2:55	Punt	GB 21	6	32	0	32	2	IND 47	Punt
7	0:11	0:00	0:11	Kickoff	GB 25	1	-1	0	-1	0	GB 25	End of Half
8	15:00	8:43	6:17	Kickoff	GB 25	10	47	-5	42	4	IND 33	Interception
9	7:24	1:46	5:38	Punt	GB 26	10	65	0	65	3	* IND 9	Field Goal
10	14:21	12:28	1:53	Punt	GB 25	5	15	0	15	1	GB 40	Punt
11	9:35	7:40	1:55	Kickoff	GB 25	6	60	15	75	4	* IND 2	Touchdown
12	5:28	3:29	1:59	Punt	GB 20	7	80	0	80	6	* IND 3	Touchdown

(365) Average GB 30

\* inside opponent's 20

**Time of Possession by Quarter**

	1st	2nd	3rd	4th	OT	Total
<b>Visitor</b> Indianapolis Colts	6:20	11:25	3:05	9:13		30:03
<b>Home</b> Green Bay Packers	8:40	3:35	11:55	5:47		29:57

**Kickoff Drive No.-Start Average**

Colts: 5 - IND 31                      Packers: 6 - GB 25

**Indianapolis Colts vs Green Bay Packers**  
**11/6/2016 at Lambeau Field**

## Final Defensive Statistics

Indianapolis Colts	Regular Defensive Plays											Special Teams					Misc			
	TKL	AST	COMB	SK	/ YDS	TFL	Q	IN	PD	FF	FR	TKL	AST	FF	FR	BL	TKL	AST	FF	FR
C.Geathers	7	1	8	0	0	0	0	0	1	0	0	0	0	0	0	0	0	0	0	0
D.Jackson	6	1	7	0	0	0	0	0	0	0	0	0	0	0	0	0	0	0	0	0
T.Green	5	1	6	0	0	0	1	0	0	0	0	0	0	0	0	0	0	0	0	0
A.Jones	2	4	6	0	0	0	0	0	0	0	0	0	0	0	0	0	0	0	0	0
D.Parry	4	0	4	1	1	1	1	0	0	0	0	0	0	0	0	0	0	0	0	0
R.Melvin	4	0	4	0	0	1	0	0	1	0	0	0	0	0	0	0	0	0	0	0
V.Davis	4	0	4	0	0	0	0	0	0	0	0	0	0	0	0	0	0	0	0	0
E.Jackson	3	1	4	0	0	0	0	0	0	0	0	0	0	0	0	0	0	0	0	0
P.Robinson	2	0	2	0	0	0	0	0	0	0	0	0	0	0	0	0	0	0	0	0
D.Butler	1	1	2	0	0	0	0	1	1	0	0	0	0	0	0	0	0	0	0	0
L.Edwards	1	0	1	1	7	1	1	0	0	0	0	0	0	0	0	0	0	0	0	0
E.Walden	1	0	1	1	0	0	1	0	0	0	0	0	0	0	0	0	0	0	0	0
F.Williams	1	0	1	0	0	0	0	0	0	0	0	0	0	0	0	0	0	0	0	0
H.Ridgeway	0	1	1	0	0	0	0	0	0	0	0	0	0	0	0	0	0	0	0	0
J.McNary	0	0	0	0	0	0	0	0	0	0	0	1	1	0	0	0	0	0	0	0
E.Swoope	0	0	0	0	0	0	0	0	0	0	0	1	0	0	0	0	0	0	0	0
C.Maggitt	0	0	0	0	0	0	0	0	0	0	0	1	0	0	0	0	0	0	0	0
A.Ayers	0	0	0	0	0	0	0	0	0	0	0	0	1	0	0	0	0	0	0	0
R.Turbin	0	0	0	0	0	0	0	0	0	0	0	0	0	0	0	0	1	0	0	0
<b>Total</b>	<b>41</b>	<b>10</b>	<b>51</b>	<b>3</b>	<b>8</b>	<b>3</b>	<b>4</b>	<b>1</b>	<b>3</b>	<b>0</b>	<b>0</b>	<b>3</b>	<b>2</b>	<b>0</b>	<b>0</b>	<b>0</b>	<b>1</b>	<b>0</b>	<b>0</b>	<b>0</b>

TKL = Tackle AST = Assist COMB = Combined QH=QB Hit IN = Interception PD = Pass Defense FF = Forced Fumble FR = Fumble Recovery

Green Bay Packers	Regular Defensive Plays											Special Teams					Misc			
	TKL	AST	COMB	SK	/ YDS	TFL	QH	IN	PD	FF	FR	TKL	AST	FF	FR	BL	TKL	AST	FF	FR
J.Ryan	10	1	11	0	0	1	1	0	1	0	0	1	0	0	0	0	0	0	0	0
B.Martinez	4	3	7	0	0	0	0	0	0	0	0	1	0	0	0	0	0	0	0	0
L.Gunter	6	0	6	0	0	0	0	0	0	0	0	0	0	0	0	0	0	0	0	0
M.Burnett	3	3	6	1	5	1	1	0	0	0	0	0	0	0	0	0	0	0	0	0
N.Perry	1	3	4	0.5	3	0	1	0	0	0	0	0	0	0	0	0	0	0	0	0
M.Hyde	3	0	3	0	0	1	1	0	0	0	0	0	0	0	0	0	0	0	0	0
K.Fackrell	3	0	3	0	0	0	0	0	1	0	0	0	0	0	0	0	0	0	0	0
J.Thomas	3	0	3	0	0	0	0	0	0	0	0	0	0	0	0	0	0	0	0	0
Q.Rollins	2	1	3	0	0	0	1	0	0	0	0	0	0	0	0	0	0	0	0	0
L.Guion	2	1	3	0	0	0	0	0	0	0	0	0	0	0	0	0	0	0	0	0
H.Clinton-Dix	1	2	3	0.5	3	0	1	2	2	0	0	0	0	0	0	0	0	0	0	0
M.Daniels	1	0	1	0	0	0	1	0	0	0	0	0	0	0	0	0	0	0	0	0
K.Brice	1	0	1	0	0	0	0	0	0	0	0	0	0	0	0	0	0	0	0	0
D.Jones	0	1	1	0	0	0	0	0	1	0	0	0	0	0	0	0	0	0	0	0
J.Peppers	0	1	1	0	0	0	0	0	0	0	0	0	0	0	0	0	0	0	0	0
M.Pennel	0	0	0	0	0	0	1	0	0	0	0	0	0	0	0	0	0	0	0	0
J.Perillo	0	0	0	0	0	0	0	0	0	0	0	0	0	0	0	0	1	0	0	0
<b>Total</b>	<b>40</b>	<b>16</b>	<b>56</b>	<b>2</b>	<b>11</b>	<b>3</b>	<b>8</b>	<b>2</b>	<b>5</b>	<b>0</b>	<b>0</b>	<b>2</b>	<b>0</b>	<b>0</b>	<b>0</b>	<b>0</b>	<b>1</b>	<b>0</b>	<b>0</b>	<b>0</b>

**Indianapolis Colts vs Green Bay Packers**  
**11/6/2016 at Lambeau Field**

# First Half Summary

PERIOD SCORES

Colts 14 10 = 24  
 Packers 10 0 = 10

TIME OF POSSESSION

Colts 17:45  
 Packers 12:15

**Scoring Plays**

Team	Qtr	Time	Play Description (Extra Point) (Drive Info)	Visitor	Home
Colts	1	14:47	J.Todman 99 yd. kickoff return (A.Vinatieri kick) (0-0, 0:13)	7	0
Packers	1	10:46	M.Crosby 34 yd. Field Goal (9-53, 4:01)	7	3
Colts	1	4:28	F.Gore 7 yd. run (A.Vinatieri kick) (7-62, 3:07)	14	3
Packers	1	0:00	J.Nelson 26 yd. pass from A.Rodgers (M.Crosby kick) (4-47, 1:25)	14	10
Colts	2	12:05	A.Vinatieri 28 yd. Field Goal (8-35, 2:55)	17	10
Colts	2	0:11	D.Moncrief 8 yd. pass from A.Luck (A.Vinatieri kick) (15-96, 5:33)	24	10

	Indianapolis Colts	Green Bay Packers
<b>TOTAL FIRST DOWNS</b>	15	7
First Downs Rushing-Passing-by Penalty	5 - 10 - 0	4 - 3 - 0
<b>THIRD DOWN EFFICIENCY</b>	5-8-63%	2-7-29%
<b>TOTAL NET YARDS</b>	218	138
Total Offensive Plays	41	28
<b>NET YARDS RUSHING</b>	70	68
<b>NET YARDS PASSING</b>	148	70
Gross Yards Passing	154	77
Times thrown-yards lost attempting to pass	1-6	2-7
<b>Pass Attempts-Completions-Had Intercepted</b>	24 - 14 - 2	17 - 7 - 0
<b>Punts-Number and Average</b>	1 - 55	3 - 54
<b>Penalties-Number and Yards</b>	1 - 10	1 - 5
<b>Fumbles-Number and Lost</b>	1 - 0	0 - 0
<b>Red Zone Efficiency</b>	2-3-67%	0-1-0%
<b>Average Drive Start</b>	IND 24	GB 35

**Indianapolis Colts**

**Green Bay Packers**

Indianapolis Colts										Green Bay Packers									
<b>RUSHING</b>										<b>RUSHING</b>									
	ATT	YDS	AVG	LG	TD		ATT	YDS	AVG	LG	TD								
F.Gore	10	42	4.2	11	1	T.Montgomery	4	47	11.8	24	0								
A.Luck	4	18	4.5	7	0	A.Rodgers	2	11	5.5	12	0								
R.Turbin	2	10	5.0	7	0	D.Jackson	2	8	4.0	4	0								
						A.Ripkowski	1	2	2.0	2	0								
<b>Total</b>	<b>16</b>	<b>70</b>	<b>4.4</b>	<b>11</b>	<b>1</b>	<b>Total</b>	<b>9</b>	<b>68</b>	<b>7.6</b>	<b>24</b>	<b>0</b>								
<b>PASSING</b>										<b>PASSING</b>									
	ATT	CMP	YDS	SK/YD	TD	LG	IN	RT			ATT	CMP	YDS	SK/YD	TD	LG	IN	RT	
A.Luck	24	14	154	1/6	1	20	2	56.6	A.Rodgers	17	7	77	2/7	1	26	0	74.9		
<b>Total</b>	<b>24</b>	<b>14</b>	<b>154</b>	<b>1/6</b>	<b>1</b>	<b>20</b>	<b>2</b>	<b>56.6</b>	<b>Total</b>	<b>17</b>	<b>7</b>	<b>77</b>	<b>2/7</b>	<b>1</b>	<b>26</b>	<b>0</b>	<b>74.9</b>		
<b>PASS RECEIVING</b>										<b>PASS RECEIVING</b>									
	TAR	REC	YDS	AVG	LG	TD		TAR	REC	YDS	AVG	LG	TD						
T.Hilton	4	3	42	14.0	20	0	R.Rodgers	6	3	43	14.3	22	0						
P.Dorsett	4	2	28	14.0	15	0	D.Adams	3	2	-1	-0.5	2	0						
J.Doyle	5	2	24	12.0	12	0	J.Nelson	5	1	26	26.0	26	1						
D.Moncrief	5	2	16	8.0	8	1	J.Perillo	1	1	9	9.0	9	0						
F.Gore	2	2	11	5.5	11	0	J.Janis	1	0	0	0.0	0	0						
D.Allen	2	1	15	15.0	15	0													
J.Ferguson	1	1	9	9.0	9	0													
R.Turbin	1	1	9	9.0	9	0													
<b>Total</b>	<b>24</b>	<b>14</b>	<b>154</b>	<b>11.0</b>	<b>20</b>	<b>1</b>	<b>Total</b>	<b>16</b>	<b>7</b>	<b>77</b>	<b>11.0</b>	<b>26</b>	<b>1</b>						

**Indianapolis Colts**

**Regular Defensive Plays**

**Special Teams**

**Misc**



## Play By Play

## First Quarter

11/6/2016

GB wins the coin toss and elects to defer. IND elects to Receive, and GB elects to defend the north goal.

**M.Crosby kicks 64 yards from GB 35 to IND 1. J.Todman for 99 yards, TOUCHDOWN.**

**Indianapolis Colts at 15:00**

A.Vinatieri extra point is GOOD, Center-M.Overton, Holder-P.McAfee.

**IND 7 GB 0, 0 plays, 99 yards, 0:13 drive, 0:13 elapsed**

P.McAfee kicks 60 yards from IND 35 to GB 5. T.Davis to GB 31 for 26 yards (E.Swoope).

**Green Bay Packers at 14:47, (1st play from scrimmage 14:42)**

1-10-GB 31 (14:42) T.Montgomery left end to IND 45 for 24 yards (D.Jackson). R1

1-10-IND 45 (14:04) T.Montgomery left end to IND 43 for 2 yards (T.Green; C.Geathers).

2-8-IND 43 (13:24) (Shotgun) A.Rodgers pass incomplete short left to D.Adams.

3-8-IND 43 (13:16) (Shotgun) A.Rodgers pass short middle to R.Rodgers to IND 31 for 12 yards (T.Green). P2

1-10-IND 31 (12:33) A.Rodgers pass deep left to R.Rodgers to IND 9 for 22 yards (V.Davis). P3

1-9-IND 9 (11:47) (Shotgun) A.Rodgers sacked at IND 16 for -7 yards (L.Edwards).

2-16-IND 16 (11:03) (Shotgun) A.Rodgers pass incomplete short left.

3-16-IND 16 (10:55) (Shotgun) A.Rodgers pass incomplete deep right to J.Nelson.

4-16-IND 16 **(10:50) M.Crosby 34 yard field goal is GOOD, Center-B.Goode, Holder-J.Schum.**

**IND 7 GB 3, 9 plays, 53 yards, 4:01 drive, 4:14 elapsed**

M.Crosby kicks 65 yards from GB 35 to end zone, Touchback.

**Indianapolis Colts at 10:46**

1-10-IND 25 (10:46) F.Gore left tackle to IND 25 for no gain (H.Clinton-Dix; J.Peppers).

2-10-IND 25 (10:06) F.Gore up the middle to IND 30 for 5 yards (J.Ryan).

3-5-IND 30 (9:22) (Shotgun) A.Luck pass deep right intended for P.Dorsett INTERCEPTED by H.Clinton-Dix [M.Daniels] at IND 49. H.Clinton-Dix to IND 29 for 20 yards (R.Turbin).

**Green Bay Packers at 9:08**

1-10-IND 29 (9:08) (Shotgun) A.Rodgers pass short left to D.Adams to IND 27 for 2 yards (V.Davis).

2-8-IND 27 (8:26) (Shotgun) A.Rodgers pass short right to D.Adams to IND 30 for -3 yards (R.Melvin).

3-11-IND 30 (7:45) (Shotgun) A.Rodgers pass incomplete short middle to R.Rodgers.

4-11-IND 30 (7:40) M.Crosby 48 yard field goal is No Good, Wide Left, Center-B.Goode, Holder-J.Schum.

**Indianapolis Colts at 7:35**

1-10-IND 38 (7:35) (Shotgun) A.Luck pass incomplete short middle to D.Moncrief (D.Jones).

2-10-IND 38 (7:31) (Shotgun) A.Luck pass short right to P.Dorsett pushed ob at GB 47 for 15 yards (Q.Rollins). P1

1-10-GB 47 (7:00) (No Huddle, Shotgun) A.Luck pass short middle to T.Hilton to GB 27 for 20 yards (J.Ryan). P2

1-10-GB 27 (6:29) (Shotgun) A.Luck pass short middle to F.Gore to GB 27 for no gain (J.Ryan).

2-10-GB 27 (5:48) (Shotgun) A.Luck pass short left to T.Hilton pushed ob at GB 22 for 5 yards (K.Fackrell).

3-5-GB 22 (5:16) (Shotgun) A.Luck pass short middle to D.Allen to GB 7 for 15 yards (H.Clinton-Dix). P3

1-7-GB 7 **(4:33) F.Gore left end for 7 yards, TOUCHDOWN.** P4

A.Vinatieri extra point is GOOD, Center-M.Overton, Holder-P.McAfee.

**IND 14 GB 3, 7 plays, 62 yards, 3:07 drive, 10:32 elapsed**

P.McAfee kicks 64 yards from IND 35 to GB 1. T.Davis to GB 18 for 17 yards (J.McNary).

**Green Bay Packers at 4:28, (1st play from scrimmage 4:23)**

1-10-GB 18 (4:23) D.Jackson left tackle to GB 22 for 4 yards (A.Jones; E.Jackson).

2-6-GB 22 (3:44) D.Jackson right tackle to GB 26 for 4 yards (D.Jackson).

3-2-GB 26 (3:05) (Shotgun) A.Rodgers pass incomplete short middle to R.Rodgers (C.Geathers).

4-2-GB 26 (3:00) J.Schum punts 54 yards to IND 20, Center-B.Goode. C.Rogers ran ob at IND 23 for 3 yards (J.Ryan).

*PENALTY on IND-E.Jackson, Illegal Block Above the Waist, 10 yards, enforced at IND 23.*

**Indianapolis Colts at 2:47**

1-10-IND 13 (2:47) F.Gore left tackle to IND 15 for 2 yards (J.Ryan).

2-8-IND 15 (2:13) F.Gore up the middle to IND 24 for 9 yards (B.Martinez). R5

1-10-IND 24 (1:32) A.Luck pass deep left intended for J.Doyle INTERCEPTED by H.Clinton-Dix [M.Hyde] at IND 47. H.Clinton-Dix ran ob at IND 47 for no gain.

**Green Bay Packers at 1:25**

1-10-IND 47 (1:25) A.Rodgers scrambles right end ran ob at IND 35 for 12 yards (P.Robinson). R4

**Indianapolis Colts vs Green Bay Packers at Lambeau Field**

1-10-IND 35 (:46) A.Rodgers pass incomplete deep left to R.Rodgers.  
 2-10-IND 35 (:39) A.Rodgers pass short right to R.Rodgers to IND 26 for 9 yards (E.Jackson).  
 3-1-IND 26 (:01) (Shotgun) A.Rodgers pass deep left to J.Nelson for 26 yards, TOUCHDOWN.  
 Penalty on IND-D.Parry, Defensive Offside, declined.  
 M.Crosby extra point is GOOD, Center-B.Goode, Holder-J.Schum.

**IND 14 GB 10, 4 plays, 47 yards, 1:25 drive, 15:00 elapsed**

END OF QUARTER	Score	Time Poss	First Downs				Efficiencies	
			R	P	X	T	3 Down	4 Down
Indianapolis Colts	14	6:20	2	3	0	5	1/2	0/0
Green Bay Packers	10	8:40	2	3	0	5	2/5	0/0

## Second Quarter

11/6/2016

## Play By Play

Indianapolis Colts continued.

M.Crosby kicks 71 yards from GB 35 to IND -6. J.Todman to GB 45 for 61 yards (B.Martinez).

**Indianapolis Colts at 15:00, (1st play from scrimmage 14:50)**

1-10-GB 45 (14:50) A.Luck pass short left to D.Moncrief pushed ob at GB 37 for 8 yards (L.Gunter).  
 2-2-GB 37 (14:35) (Shotgun) F.Gore up the middle to GB 26 for 11 yards (N.Perry, B.Martinez). R6  
 1-10-GB 26 (14:08) (No Huddle, Shotgun) A.Luck pass incomplete short left to P.Dorsett [M.Pennel].  
 2-10-GB 26 (14:03) (Shotgun) A.Luck pass short right to F.Gore pushed ob at GB 15 for 11 yards (J.Thomas). P7  
 1-10-GB 15 (13:41) (Shotgun) A.Luck pass incomplete short right to D.Allen (J.Ryan).  
 2-10-GB 15 (13:35) R.Turbin right guard to GB 12 for 3 yards (J.Ryan, N.Perry).  
 3-7-GB 12 (12:53) (Shotgun) A.Luck scrambles left end to GB 10 for 2 yards (M.Hyde).  
 4-5-GB 10 (12:09) **A.Vinatieri 28 yard field goal is GOOD, Center-M.Overton, Holder-P.McAfee.**

**IND 17 GB 10, 8 plays, 35 yards, 2:55 drive, 2:55 elapsed**

P.McAfee kicks 65 yards from IND 35 to end zone, Touchback.

**Green Bay Packers at 12:05**

1-10-GB 25 (12:05) (Shotgun) A.Rodgers pass incomplete deep right to J.Nelson (R.Melvin).  
 2-10-GB 25 (11:59) (No Huddle, Shotgun) A.Rodgers pass incomplete deep middle to J.Nelson.  
 3-10-GB 25 (11:53) (Shotgun) A.Rodgers pass incomplete deep left to J.Janis.  
 4-10-GB 25 (11:45) J.Schum punts 61 yards to IND 14, Center-B.Goode. C.Rogers MUFFS catch, ball out of bounds at IND 10.

**Indianapolis Colts at 11:36**

1-10-IND 10 (11:36) A.Luck scrambles left end to IND 16 for 6 yards (B.Martinez).  
 2-4-IND 16 (10:55) F.Gore right tackle to IND 18 for 2 yards (M.Daniels).  
 3-2-IND 18 (10:14) (Shotgun) A.Luck pass short right to J.Ferguson to IND 27 for 9 yards (B.Martinez). P8  
 1-10-IND 27 (10:00) (No Huddle, Shotgun) A.Luck scrambles left end to IND 30 for 3 yards (J.Ryan, M.Burnett).  
 2-7-IND 30 (9:29) (No Huddle, Shotgun) A.Luck pass incomplete short left to J.Doyle [J.Ryan].  
 3-7-IND 30 (9:23) (Shotgun) A.Luck sacked at IND 24 for -6 yards (sack split by H.Clinton-Dix and N.Perry).  
 4-13-IND 24 (9:23) P.McAfee punts 55 yards to GB 21, Center-M.Overton, fair catch by T.Davis.

**Green Bay Packers at 8:39**

1-10-GB 21 (8:39) T.Montgomery right end pushed ob at GB 38 for 17 yards (T.Green). R6  
 1-10-GB 38 (8:16) (No Huddle, Shotgun) A.Rodgers pass short middle to J.Perillo to GB 47 for 9 yards (D.Jackson).  
 2-1-GB 47 (7:53) (No Huddle, Shotgun) T.Montgomery left end to IND 49 for 4 yards (C.Geathers). R7  
 1-10-IND 49 (7:17) (No Huddle, Shotgun) A.Rodgers pass incomplete short left to J.Nelson.  
 2-10-IND 49 (7:12) (Shotgun) A.Ripkowski left guard to IND 47 for 2 yards (A.Jones).  
 3-8-IND 47 (6:25) (No Huddle, Shotgun) A.Rodgers sacked at IND 47 for 0 yards (E.Walden).  
 4-8-IND 47 (5:51) J.Schum punts 43 yards to IND 4, Center-B.Goode, fair catch by C.Rogers.

**Indianapolis Colts at 5:44**

1-10-IND 4 (5:44) F.Gore right guard to IND 5 for 1 yard (M.Burnett; D.Jones).  
 2-9-IND 5 (5:07) (Shotgun) A.Luck pass incomplete short middle to D.Moncrief.  
 3-9-IND 5 (4:58) (Shotgun) A.Luck pass short middle to P.Dorsett to IND 18 for 13 yards (J.Thomas). P9  
 1-10-IND 18 (4:17) F.Gore right tackle to IND 20 for 2 yards (L.Guion; B.Martinez).  
 2-8-IND 20 (3:35) (Shotgun) A.Luck pass short middle to T.Hilton to IND 37 for 17 yards (M.Hyde). P10  
 1-10-IND 37 (2:58) F.Gore left tackle to IND 39 for 2 yards (B.Martinez).  
*PENALTY on GB-J.Peppers, Defensive Offside, 5 yards, enforced at IND 37 - No Play.*  
 1-5-IND 42 (2:39) F.Gore right guard to IND 45 for 3 yards (J.Ryan).

**Two-Minute Warning**

2-2-IND 45 (2:00) (Shotgun) A.Luck pass incomplete short right to T.Hilton.  
 3-2-IND 45 (1:56) (Shotgun) R.Turbin up the middle to GB 48 for 7 yards (B.Martinez). R11  
 1-10-GB 48 (1:33) (No Huddle, Shotgun) A.Luck pass incomplete short middle to J.Doyle.  
 2-10-GB 48 (1:25) (Shotgun) A.Luck pass short left to J.Doyle to GB 36 for 12 yards (M.Burnett). P12  
 1-10-GB 36 (:59) (No Huddle, Shotgun) A.Luck pass short left to R.Turbin to GB 27 for 9 yards (L.Gunter).  
 Timeout #1 by IND at 00:46.

**Indianapolis Colts vs Green Bay Packers at Lambeau Field**

2-1-GB 27 (:46) (Shotgun) A.Luck pass incomplete short left to D.Moncrief.

3-1-GB 27 (:43) (Shotgun) A.Luck left end to GB 20 for 7 yards (J.Ryan). R13

Timeout #2 by IND at 00:37.

1-10-GB 20 (:37) (Shotgun) A.Luck pass short middle to J.Doyle to GB 8 for 12 yards (L.Gunter). P14

1-8-GB 8 (:15) **(No Huddle, Shotgun) A.Luck pass short left to D.Moncrief for 8 yards, TOUCHDOWN.** P15

A.Vinatieri extra point is GOOD, Center-M.Overton, Holder-P.McAfee.

<b>IND 24 GB 10, 15 plays, 96 yards, 1 penalty, 5:33 drive, 14:49 elapsed</b>
---

P.McAfee kicks 65 yards from IND 35 to end zone, Touchback.

**Green Bay Packers at 0:11**

1-10-GB 25 (:11) A.Rodgers kneels to GB 24 for -1 yards.

**END OF QUARTER**

	Score	Time Poss	First Downs				Efficiencies	
			R	P	X	T	3 Down	4 Down
<b>Indianapolis Colts</b>	<b>24</b>	<b>11:25</b>	<b>3</b>	<b>7</b>	<b>0</b>	<b>10</b>	<b>4/6</b>	<b>0/0</b>
<b>Green Bay Packers</b>	<b>10</b>	<b>3:35</b>	<b>2</b>	<b>0</b>	<b>0</b>	<b>2</b>	<b>0/2</b>	<b>0/0</b>



# Third Quarter

11/6/2016

## Play By Play

GB elects to Receive, and IND elects to defend the goal.

P.McAfee kicks 61 yards from IND 35 to GB 4. T.Davis to GB 25 for 21 yards (A.Ayers; J.McNary).

### Green Bay Packers at 15:00, (1st play from scrimmage 14:55)

- 1-10-GB 25 (14:55) (Shotgun) A.Rodgers pass incomplete short middle to D.Adams.
- 2-10-GB 25 (14:51) (No Huddle, Shotgun) T.Montgomery right guard to GB 26 for 1 yard (D.Parry).
- 3-9-GB 26 (14:16) (No Huddle, Shotgun) A.Rodgers pass short right to R.Rodgers to GB 37 for 11 yards (C.Geathers). P8
- 1-10-GB 37 (13:43) (Shotgun) A.Rodgers pass short middle to J.Nelson to GB 46 for 9 yards (R.Melvin).
- 2-1-GB 46 (13:07) (No Huddle, Shotgun) T.Montgomery left tackle to 50 for 4 yards (A.Jones; D.Jackson). R9
- 1-10-50 (12:21) (Shotgun) A.Rodgers pass short right to J.Nelson to IND 40 for 10 yards (R.Melvin). P10
- 1-10-IND 40 (11:37) (No Huddle, Shotgun) A.Rodgers scrambles left end ran ob at IND 37 for 3 yards (D.Jackson).
- 2-7-IND 37 (10:55) (No Huddle, Shotgun) A.Rodgers pass incomplete short right to D.Adams.
- PENALTY on IND-P.Robinson, Defensive Holding, 5 yards, enforced at IND 37 - No Play.* X11
- 1-10-IND 32 (10:50) (Shotgun) R.Cobb left end to IND 30 for 2 yards (D.Butler). FUMBLES (D.Butler), ball out of bounds at IND 30.
- PENALTY on GB-D.Bakhtiari, Offensive Holding, 10 yards, enforced at IND 32 - No Play.*
- 1-20-IND 42 (10:20) (Shotgun) A.Rodgers pass short right to J.Nelson to IND 32 for 10 yards (R.Melvin).
- 2-10-IND 32 (9:50) (No Huddle, Shotgun) A.Rodgers sacked at IND 33 for -1 yards (D.Parry).
- Timeout #1 by GB at 09:03.
- 3-11-IND 33 (9:03) (Shotgun) A.Rodgers pass deep right intended for J.Nelson INTERCEPTED by T.Green at IND -4. Touchback.
- Penalty on GB-C.Linsley, Offensive Holding, offsetting, enforced at IND 33 - No Play.*
- Penalty on IND-Z.Kerr, Roughing the Passer, offsetting.*
- 3-11-IND 33 (8:48) (Shotgun) A.Rodgers pass short middle intended for D.Adams INTERCEPTED by D.Butler at IND 21. D.Butler to IND 21 for no gain (J.Perillo).

### Indianapolis Colts at 8:43

- 1-10-IND 21 (8:43) A.Luck pass short right to T.Hilton pushed ob at IND 28 for 7 yards (Q.Rollins).
- 2-3-IND 28 (8:20) F.Gore right end to IND 28 for no gain (J.Ryan; N.Perry).
- 3-3-IND 28 (7:38) (Shotgun) A.Luck pass incomplete short middle to J.Doyle (K.Fackrell) [Q.Rollins].
- 4-3-IND 28 (7:34) P.McAfee punts 54 yards to GB 18, Center-M.Overton. T.Davis to GB 26 for 8 yards (C.Maggitt).

### Green Bay Packers at 7:24

- 1-10-GB 26 (7:24) A.Rodgers pass short right to J.Nelson ran ob at GB 39 for 13 yards (E.Jackson). P12
- 1-10-GB 39 (6:48) A.Rodgers pass short right to R.Rodgers to GB 40 for 1 yard (E.Jackson).
- 2-9-GB 40 (6:08) D.Jackson right end to GB 46 for 6 yards (D.Parry, A.Jones).
- 3-3-GB 46 (5:25) (Shotgun) A.Rodgers pass short left to T.Montgomery to IND 41 for 13 yards (T.Green). P13
- 1-10-IND 41 (4:35) D.Jackson left end to IND 39 for 2 yards (D.Parry, A.Jones).
- 2-8-IND 39 (3:53) (Shotgun) A.Rodgers pass short middle to J.Janis to IND 14 for 25 yards (T.Green, D.Butler). P14
- 1-10-IND 14 (3:16) (No Huddle) T.Montgomery right end to IND 13 for 1 yard (C.Geathers).
- 2-9-IND 13 (2:27) (Shotgun) A.Rodgers pass incomplete short left to G.Allison.
- 3-9-IND 13 (2:22) (Shotgun) A.Rodgers scrambles right end ran ob at IND 9 for 4 yards (C.Geathers).
- 4-5-IND 9 (1:49) **M.Crosby 27 yard field goal is GOOD, Center-B.Goode, Holder-J.Schum.**

**IND 24 GB 13, 10 plays, 65 yards, 5:38 drive, 13:14 elapsed**

M.Crosby kicks 65 yards from GB 35 to end zone, Touchback.

### Indianapolis Colts at 1:46

- 1-10-IND 25 (1:46) (Shotgun) *PENALTY on GB-M.Daniels, Neutral Zone Infraction, 5 yards, enforced at IND 25 - No Play.*
- 1-5-IND 30 (1:46) F.Gore up the middle to IND 37 for 7 yards (L.Guion). R16
- 1-10-IND 37 (1:21) (No Huddle, Shotgun) F.Gore right end to IND 34 for -3 yards (M.Hyde).
- 2-13-IND 34 (:38) A.Luck pass short left to R.Turbin to IND 38 for 4 yards (J.Thomas).

### END OF QUARTER

	Score	Time Poss	First Downs				Efficiencies	
			R	P	X	T	3 Down	4 Down
Indianapolis Colts	24	3:05	1	0	0	1	0/1	0/0
Green Bay Packers	13	11:55	1	5	1	7	2/4	0/0

## Fourth Quarter

11/6/2016

## Play By Play

Indianapolis Colts continued.

- 3-9-IND 38 (15:00) (Shotgun) A.Luck sacked at IND 33 for -5 yards (M.Burnett).
- 4-14-IND 33 (14:39) P.McAfee punts 53 yards to GB 14, Center-M.Overton, out of bounds.  
*Penalty on GB-T.Montgomery, Roughing the Kicker, offsetting, enforced at IND 33 - No Play.*  
*Penalty on IND-M.Overton, Offensive Holding, offsetting.*
- 4-14-IND 33 (14:28) P.McAfee punts 67 yards to end zone, Center-M.Overton, Touchback.  
*PENALTY on IND, Illegal Formation, 5 yards, enforced at GB 20.*

## Green Bay Packers at 14:21

- 1-10-GB 25 (14:21) (Shotgun) A.Rodgers pass short right to J.Perillo to GB 34 for 9 yards (P.Robinson).
- 2-1-GB 34 (13:52) (No Huddle, Shotgun) A.Ripkowski right guard to GB 36 for 2 yards (A.Jones). R15
- 1-10-GB 36 (13:22) (No Huddle, Shotgun) A.Rodgers pass incomplete deep right to J.Nelson.
- 2-10-GB 36 (13:18) (No Huddle, Shotgun) A.Rodgers scrambles left end ran ob at GB 40 for 4 yards (C.Geathers).
- 3-6-GB 40 (12:40) (Shotgun) A.Rodgers pass incomplete deep right to J.Nelson.
- 4-6-GB 40 (12:34) J.Schum punts 31 yards to IND 29, Center-B.Goode, out of bounds.

## Indianapolis Colts at 12:28

- 1-10-IND 29 (12:28) (Shotgun) A.Luck pass deep left to D.Moncrief to GB 32 for 39 yards (L.Gunter). P17
- 1-10-GB 32 (11:48) F.Gore left end to GB 26 for 6 yards (J.Ryan).
- 2-4-GB 26 (11:07) A.Luck pass short right to J.Doyle to GB 14 for 12 yards (M.Burnett). P18
- 1-10-GB 14 (10:25) A.Luck pass incomplete short right to R.Turbin. GB-M.Hyde was injured during the play.
- 2-10-GB 14 (10:19) (Shotgun) A.Luck pass incomplete short right to F.Gore [J.Ryan].  
*PENALTY on GB-K.Brice, Defensive Holding, 5 yards, enforced at GB 14 - No Play.* X19
- 1-9-GB 9 (10:15) (Shotgun) Direct snap to F.Gore. F.Gore left guard to GB 4 for 5 yards (M.Burnett; B.Martinez).
- 2-4-GB 4 (9:39) **F.Gore right tackle for 4 yards, TOUCHDOWN.** R20  
 A.Vinatieri extra point is GOOD, Center-M.Overton, Holder-P.McAfee.

IND 31 GB 13, 6 plays, 71 yards, 1 penalty, 2:53 drive, 5:25 elapsed

P.McAfee kicks 65 yards from IND 35 to end zone, Touchback.

## Green Bay Packers at 9:35

- 1-10-GB 25 (9:35) (Shotgun) A.Rodgers pass incomplete deep middle to D.Adams.
- 2-10-GB 25 (9:28) (Shotgun) A.Rodgers pass short left to T.Montgomery to GB 32 for 7 yards (V.Davis).  
*PENALTY on IND-V.Davis, Unnecessary Roughness, 15 yards, enforced at GB 32.* X16
- 1-10-GB 47 (9:02) (Shotgun) A.Rodgers pass deep right to D.Adams to IND 13 for 40 yards (D.Jackson). P17
- 1-10-IND 13 (8:17) (Shotgun) A.Rodgers pass short left to R.Cobb to IND 2 for 11 yards (F.Williams). P18
- 1-2-IND 2 (7:49) (No Huddle, Shotgun) A.Rodgers pass incomplete short right to R.Rodgers [T.Green].
- 2-2-IND 2 (7:43) (No Huddle, Shotgun) **A.Rodgers pass short left to D.Adams for 2 yards, TOUCHDOWN.** P19  
 TWO-POINT CONVERSION ATTEMPT. A.Rodgers pass to D.Adams is incomplete. ATTEMPT FAILS.

IND 31 GB 19, 6 plays, 75 yards, 1 penalty, 1:55 drive, 7:20 elapsed

M.Crosby kicks 65 yards from GB 35 to end zone, Touchback.

## Indianapolis Colts at 7:40

- 1-10-IND 25 (7:40) A.Luck pass short right to E.Swoope to IND 32 for 7 yards (L.Gunter, Q.Rollins).
- 2-3-IND 32 (6:58) F.Gore right end to IND 29 for -3 yards (J.Ryan).
- 3-6-IND 29 (6:17) (Shotgun) A.Luck pass short left to J.Doyle to IND 34 for 5 yards (K.Fackrell).
- 4-1-IND 34 (5:35) P.McAfee punts 46 yards to GB 20, Center-M.Overton, fair catch by T.Davis.

## Green Bay Packers at 5:28

- 1-10-GB 20 (5:28) (Shotgun) A.Rodgers pass short middle to T.Montgomery to GB 38 for 18 yards (C.Geathers, H.Ridgeway). P20
- 1-10-GB 38 (4:57) (No Huddle, Shotgun) A.Rodgers pass short left to J.Nelson pushed ob at IND 49 for 13 yards (V.Davis). P21
- 1-10-IND 49 (4:52) (No Huddle, Shotgun) A.Rodgers pass short left to R.Rodgers to IND 40 for 9 yards (D.Jackson).
- 2-1-IND 40 (4:18) (No Huddle, Shotgun) A.Rodgers pass short left to A.Ripkowski to IND 37 for 3 yards (C.Geathers). P22
- 1-10-IND 37 (3:50) (No Huddle, Shotgun) A.Rodgers scrambles right end ran ob at IND 16 for 21 yards (T.Green). R23
- 1-10-IND 16 (3:41) (No Huddle, Shotgun) A.Rodgers pass short left to J.Nelson pushed ob at IND 3 for 13 yards (D.Butler). P24
- 1-3-IND 3 (3:34) (Shotgun) **A.Rodgers pass short middle to R.Cobb for 3 yards, TOUCHDOWN.** P25  
 M.Crosby extra point is GOOD, Center-B.Goode, Holder-J.Schum.

**Indianapolis Colts vs Green Bay Packers at Lambeau Field**

**IND 31 GB 26, 7 plays, 80 yards, 1:59 drive, 11:31 elapsed**

M.Crosby kicks 65 yards from GB 35 to end zone, Touchback.

**Indianapolis Colts at 3:29**

1-10-IND 25 (3:29) F.Gore left tackle to IND 25 for no gain (L.Guion).

Timeout #2 by GB at 03:24.

2-10-IND 25 (3:24) (Shotgun) A.Luck pass incomplete short right to T.Hilton.

3-10-IND 25 (3:19) (Shotgun) A.Luck pass deep middle to J.Doyle to IND 45 for 20 yards (K.Fackrell). P21

Timeout #3 by GB at 03:07.

1-10-IND 45 (3:07) F.Gore up the middle to IND 47 for 2 yards (K.Brice).

2-8-IND 47 (2:25) A.Luck pass short left to T.Hilton ran ob at GB 47 for 6 yards.

Timeout #1 by IND at 02:21.

3-2-GB 47 (2:21) (Shotgun) A.Luck pass deep middle to T.Hilton to GB 20 for 27 yards (L.Gunter). P22

Two-Minute Warning

1-10-GB 20 (2:00) A.Luck kneels to GB 21 for -1 yards.

2-11-GB 21 (1:19) A.Luck kneels to GB 22 for -1 yards.

3-12-GB 22 (:40) A.Luck kneels to GB 23 for -1 yards.

**END OF QUARTER**

	Score	Time Poss	First Downs				Efficiencies	
			R	P	X	T	3 Down	4 Down
<b>Indianapolis Colts</b>	<b>31</b>	<b>9:13</b>	<b>1</b>	<b>4</b>	<b>1</b>	<b>6</b>	<b>2/5</b>	<b>0/0</b>
<b>Green Bay Packers</b>	<b>26</b>	<b>5:47</b>	<b>2</b>	<b>8</b>	<b>1</b>	<b>11</b>	<b>0/1</b>	<b>0/0</b>

# Miscellaneous Statistics Report

Indianapolis Colts vs Green Bay Packers

11/6/2016 at Lambeau Field

## Ten Longest Plays for Indianapolis Colts

Yards	Qtr	Play Start	Play Description
39	4	1-10-IND 29	(12:28) (Shotgun) A.Luck pass deep left to D.Moncrief to GB 32 for 39 yards (L.Gunter).
27	4	3-2-GB 47	(2:21) (Shotgun) A.Luck pass deep middle to T.Hilton to GB 20 for 27 yards (L.Gunter).
20	1	1-10-GB 47	(7:00) (No Huddle, Shotgun) A.Luck pass short middle to T.Hilton to GB 27 for 20 yards (J.Ryan).
20	4	3-10-IND 25	(3:19) (Shotgun) A.Luck pass deep middle to J.Doyle to IND 45 for 20 yards (K.Fackrell).
17	2	2-8-IND 20	(3:35) (Shotgun) A.Luck pass short middle to T.Hilton to IND 37 for 17 yards (M.Hyde).
15	1	2-10-IND 38	(7:31) (Shotgun) A.Luck pass short right to P.Dorsett pushed ob at GB 47 for 15 yards (Q.Rollins).
15	1	3-5-GB 22	(5:16) (Shotgun) A.Luck pass short middle to D.Allen to GB 7 for 15 yards (H.Clinton-Dix).
13	2	3-9-IND 5	(4:58) (Shotgun) A.Luck pass short middle to P.Dorsett to IND 18 for 13 yards (J.Thomas).
12	2	2-10-GB 48	(1:25) (Shotgun) A.Luck pass short left to J.Doyle to GB 36 for 12 yards (M.Burnett).
12	2	1-10-GB 20	(:37) (Shotgun) A.Luck pass short middle to J.Doyle to GB 8 for 12 yards (L.Gunter).

## Ten Longest Plays for Green Bay Packers

Yards	Qtr	Play Start	Play Description
40	4	1-10-GB 47	(9:02) (Shotgun) A.Rodgers pass deep right to D.Adams to IND 13 for 40 yards (D.Jackson).
26	1	3-1-IND 26	(:01) (Shotgun) A.Rodgers pass deep left to J.Nelson for 26 yards, TOUCHDOWN.
25	3	2-8-IND 39	(3:53) (Shotgun) A.Rodgers pass short middle to J.Janis to IND 14 for 25 yards (T.Green, D.Butler).
24	1	1-10-GB 31	(14:42) T.Montgomery left end to IND 45 for 24 yards (D.Jackson).
22	1	1-10-IND 31	(12:33) A.Rodgers pass deep left to R.Rodgers to IND 9 for 22 yards (V.Davis).
22	4	2-10-GB 25	(9:28) (Shotgun) A.Rodgers pass short left to T.Montgomery to GB 32 for 7 yards (V.Davis).
21	4	1-10-IND 37	(3:50) (No Huddle, Shotgun) A.Rodgers scrambles right end ran ob at IND 16 for 21 yards (T.Green).
18	4	1-10-GB 20	(5:28) (Shotgun) A.Rodgers pass short middle to T.Montgomery to GB 38 for 18 yards (C.Geathers, H.Ridgeway).
17	2	1-10-GB 21	(8:39) T.Montgomery right end pushed ob at GB 38 for 17 yards (T.Green).
13	3	1-10-GB 26	(7:24) A.Rodgers pass short right to J.Nelson ran ob at GB 39 for 13 yards (E.Jackson).

## Touchdown Scoring Information

		Offense	Defense	Special Teams
<b>VISITOR</b>	Indianapolis Colts	3	0	1
<b>HOME</b>	Green Bay Packers	3	0	0

## Player Scoring Information

Club	Player	TD	Rush TD	Rec TD	KO TD	Punt TD	Int TD	Fum TD	Misc TD	FG	XP	2Pt Rush	2Pt Rec	Sfty	Points
IND	F.Gore	0	2	0	0	0	0	0	0	0	0	0	0	0	12
IND	A.Vinatieri	0	0	0	0	0	0	0	0	1	4	0	0	0	7
IND	D.Moncrief	0	0	1	0	0	0	0	0	0	0	0	0	0	6
IND	J.Todman	0	0	0	1	0	0	0	0	0	0	0	0	0	6
GB	M.Crosby	0	0	0	0	0	0	0	0	2	2	0	0	0	8
GB	R.Cobb	0	0	1	0	0	0	0	0	0	0	0	0	0	6
GB	D.Adams	0	0	1	0	0	0	0	0	0	0	0	0	0	6
GB	J.Nelson	0	0	1	0	0	0	0	0	0	0	0	0	0	6

## Possession Detail

	First Half		Second Half		Game	
	Visitor	Home	Visitor	Home	Visitor	Home
Largest Lead	14	0	18	0	18	0
Drives Leading	7	0	5	0	12	0
Time of Possession Leading	17:45	0:00	12:18	0:00	30:03	0:00
Largest Deficit	0	-14	0	-18	0	-18
Drives Trailing	0	7	0	5	0	12
Time of Possession Trailing	0:00	12:15	0:00	17:42	0:00	29:57
Times Score Tied Up		0		0		0
Lead Changes		1		0		1

# Playtime Percentage

*Percent of playtime per player on offense, defense and special teams*

## Indianapolis Colts

## Green Bay Packers

		Offense	Defense	Special Teams				Offense	Defense	Special Teams	
J Haeg	T	68	100%	5	16%	B Bulaga	T	69	100%	5	16%
D Good	T	68	100%	5	16%	T Lang	G	69	100%	5	16%
J Harrison	C	68	100%	5	16%	D Bakhtiari	T	69	100%	5	16%
R Kelly	C	68	100%			L Taylor	G	69	100%		
A Luck	QB	68	100%			C Linsley	C	69	100%		
A Castonzo	T	68	100%			A Rodgers	QB	69	100%		
D Moncrief	WR	66	97%	1	3%	D Adams	WR	66	96%		
T Hilton	WR	59	87%	1	3%	J Nelson	WR	63	91%		
J Doyle	TE	50	74%	16	52%	R Rodgers	TE	49	71%	6	19%
F Gore	RB	47	69%			J Janis	WR	44	64%	19	61%
D Allen	TE	44	65%	1	3%	T Montgomery	WR	31	45%	2	6%
P Dorsett	WR	42	62%			R Cobb	WR	23	33%		
R Turbin	RB	16	24%	12	39%	A Ripkowski	FB	22	32%	11	35%
E Swoope	TE	9	13%	20	65%	J Perillo	TE	22	32%	6	19%
J Ferguson	RB	5	7%	11	35%	D Jackson	RB	13	19%		
C Rogers	WR	1	1%	4	13%	G Allison	WR	7	10%		
D Street	WR	1	1%			T Davis	WR	5	7%	18	58%
T Green	FS		69 100%	10	32%	H Clinton-Dix	FS		68 100%	11	35%
P Robinson	CB		69 100%			L Gunter	CB		68 100%	5	16%
D Butler	CB		67 97%			M Burnett	SS		68 100%	5	16%
D Jackson	LB		64 93%	5	16%	Q Rollins	CB		62 91%		
V Davis	CB		64 93%			B Martinez	LB		55 81%	14	45%
C Geathers	FS		61 88%	12	39%	J Ryan	LB		55 81%	10	32%
R Melvin	CB		59 86%	4	13%	M Hyde	SS		53 78%	13	42%
E Walden	LB		43 62%	5	16%	J Peppers	LB		50 74%	10	32%
A Jones	DT		41 59%			N Perry	LB		50 74%		
R Mathis	LB		40 58%			D Jones	LB		46 68%	5	16%
D Parry	NT		33 48%	6	19%	M Daniels	DT		41 60%	5	16%
H Ridgeway	DT		32 46%	6	19%	L Guion	NT		35 51%	5	16%
A Ayers	LB		27 39%	15	48%	K Brice	FS		24 35%	22	71%
L Edwards	DE		23 33%	5	16%	K Clark	DT		22 32%	5	16%
T McGill	NT		21 30%	7	23%	M Pennel	DT		17 25%	5	16%
Z Kerr	DT		20 29%	5	16%	K Fackrell	LB		14 21%	23	74%
E Jackson	LB		10 14%	20	65%	J Thomas	LB		13 19%	18	58%
F Williams	CB		10 14%	20	65%	D Lowry	DE		5 7%		
C Maggitt	LB		6 9%	11	35%	M Evans	SS		2 3%	22	71%
M Farley	FS			26	84%	J Elliott	LB			20	65%
J McNary	LB			25	81%	D Goodson	CB			14	45%
A Morrison	LB			21	68%	M Crosby	K			11	35%
J Todman	RB			16	52%	J Schum	P			9	29%
P McAfee	P			16	52%	B Goode	LS			9	29%
M Overton	LS			10	32%	J Hawkins	CB			7	23%
L Clark	T			5	16%	J Whitehead	FS			6	19%
A Blythe	C			5	16%	D Barclay	T			5	16%
A Vinatieri	K			5	16%						

