



PACKERS WEEKLY MEDIA INFORMATION PACKET

SEATTLE SEAHAWKS **vs** *GREEN BAY PACKERS*

SUNDAY, DECEMBER 11, 2016 @ 3:25 PM CST • LAMBEAU FIELD





THE DOPE SHEET

OFFICIAL PROGRAM AND PUBLICATION, ACME-PACKERS FOOTBALL TEAM.

Packers Public Relations • Lambeau Field Atrium • 1265 Lombardi Avenue • Green Bay, WI 54304 • 920/569-7500 • 920/569-7201 fax
Jason Wahlers, Aaron Popkey, Sarah Quick, Tom Fanning, Nathan LoCascio, Katie Hermesen

VOL. XVIII; NO. 21

WEEK 14

GREEN BAY (6-6) VS SEATTLE (8-3-1)
Sunday, Dec. 11 • Lambeau Field • 3:25 p.m. CST

PACKERS HOST THE SEAHAWKS AT LAMBEAU

The Green Bay Packers will take on the Seattle Seahawks at home on Sunday. Green Bay leads the all-time series, 11-8, including 2-1 in the postseason.



- ▶ Including the postseason, Sunday will be the fifth time the two teams have played since 2012. The Packers beat the Seahawks at home last season, 27-17, in Week 2.
- ▶ Green Bay is 9-3 against the Seahawks at home during the regular and postseason, including six straight wins.
- ▶ Seattle is playing at Green Bay for just the third time ever in December (1990, 2009).
- ▶ The Packers and Seahawks are the only two teams in the NFC to make the playoffs each of the past four seasons.
- ▶ The Packers have won three of four home games against NFC teams this season. Green Bay's 3-1 home record against the NFC is tied for the third-best record among NFC teams this season, trailing only Seattle and Detroit, who are both 4-0.
- ▶ Under Head Coach **Mike McCarthy**, Green Bay is 84-43-1 during the regular season against NFC opponents. The Packers' 84 wins and .660 winning percentage both rank No. 1 among NFC teams over that span.
- ▶ Since 2006, the Packers are 48-15-1 at home during the regular season against NFC teams. The 48 wins and .758 winning percentage are No. 1 in the NFC.
- ▶ Green Bay has only given up 13.0 points per game over the last two weeks, tied for the fourth fewest in the NFL over that span.
- ▶ In a snowy Week 13 victory, Green Bay registered seven offensive plays of 10-plus yards in the fourth quarter, including three plays 20-plus yards.
- ▶ QB **Aaron Rodgers** has multiple passing touchdowns in seven straight games, the second-longest active streak in the NFL (Titans QB Marcus Mariota, eight).
- ▶ Green Bay has had one or more players register 10-plus receptions and/or 100-plus receiving yards in nine of the last 10 games.
- ▶ The Packers have scored 21 or more points in nine of the last 10 games. Dating back to Week 3, they are tied for the most 21-plus-point games in the NFL (Atlanta Falcons, Dallas Cowboys, New England, San Diego) according to pro-football-reference.com.
- ▶ The Packers will finish the regular season with four games against NFC foes, including the last three against division opponents.
- ▶ Next week, Green Bay goes back on the road when it travels to Chicago to take on the Bears. It will be the first time the Packers have played in Chicago in December since 2013, a 33-28 Green Bay victory.

WITH THE CALL

FOX Sports, now in its 23rd season as an NFL network television partner, will broadcast the game to the majority of the country.



- ▶ Play-by-play man **Joe Buck** joins analyst **Troy Aikman** and sideline reporter **Erin Andrews**.
- ▶ Milwaukee's WTMJ (620 AM), airing Green Bay games since November 1929, heads up the Packers Radio Network that is made up of 50 stations in five states. **Wayne Larrivee** (play-by-play) and two-time Packers Pro Bowler **Larry McCarren** (analyst) call the action. McCarren first joined the team's broadcasts in 1995 and enters his 22nd season calling Packers games. After originally being paired together in 1999, McCarren and Larrivee enter their 18th season of broadcasts together.
- ▶ SportsUSA Radio will air the game on radio across the country. **Wayne Randazzo** (play-by-play) and **Hank Bauer** (analyst) will call the action.
- ▶ The broadcast is also available on Sirius Satellite Radio (WTMJ feed).
- ▶ DIRECTV subscribers can watch the game on Channel 716.

REGULAR SEASON

Date	Opponent	Time (CT)	TV
Sun., Sept. 11	at Jacksonville JaguarsW, 27-23	63,179
Sun., Sept. 18	at Minnesota VikingsL, 14-17	66,813
Sun., Sept. 25	DETROIT LIONSW, 34-27	78,411
Sun., Oct. 2	BYE		
Sun., Oct. 9	NEW YORK GIANTS (Gold Pkg.)W, 23-16	78,401
Sun., Oct. 16	DALLAS COWBOYSL, 16-30	78,481
Thu., Oct. 20	CHICAGO BEARSW, 26-10	78,217
Sun., Oct. 30	at Atlanta FalconsL, 32-33	70,165
Sun., Nov. 6	INDIANAPOLIS COLTS (Gold Pkg.)	...L, 26-31	78,437
Sun., Nov. 13	at Tennessee TitansL, 25-47	69,116
Sun., Nov. 20	at Washington RedskinsL, 24-42	77,137
Mon., Nov. 28	at Philadelphia EaglesW, 27-13	69,596
Sun., Dec. 4	HOUSTON TEXANSW, 21-13	77,867
Sun., Dec. 11	SEATTLE SEAHAWKS3:25 p.m.	FOX
Sun., Dec. 18	at Chicago Bears*12 p.m.	FOX
Sat., Dec. 24	MINNESOTA VIKINGS12 p.m.	FOX
Sun., Jan. 1	at Detroit Lions*12 p.m.	FOX

*—Start time and broadcast may shift due to NFL flexible scheduling

NFL POSTSEASON DATES

Jan. 7-8AFC and NFC Wild Card Playoffs
Jan. 14-15AFC and NFC Divisional Playoffs
Jan. 22AFC and NFC Championship Games
Jan. 29Pro Bowl, Aloha Stadium, Honolulu, Hawaii
Feb. 5Super Bowl LI, NRG Stadium, Houston, Texas





PACKERS VS. SEAHAWKS - WEEK 14

OFFENSIVE STRETCH

The Green Bay Packers offense has emerged, ranking near the top of the league both as a team and individually over the last seven weeks (since Week 7) in numerous categories:

<u>Team</u>	<u>Games With 21-Plus Points</u>
1. Green Bay	7
2t. New England	6
2t. Oakland	6
4t. Eight teams	5

<u>Team</u>	<u>Touchdowns</u>
1t. New Orleans	23
1t. Tennessee	23
3. Green Bay	22
4t. Atlanta	21
4t. Dallas	21
4t. Oakland	21
4t. Tampa Bay	21

<u>Team</u>	<u>First Downs</u>
1. New Orleans	178
2. Green Bay	162
3. Tampa Bay	156
4. Jacksonville	149
5. Atlanta	148

<u>Team</u>	<u>Passing First Downs</u>
1. New Orleans	118
2. Green Bay	109
3. Tampa Bay	105
4t. Jacksonville	99
4t. Washington	99

<u>Player</u>	<u>Passing Yards</u>
1. Drew Brees, NO	2,179
2. Kirk Cousins, WAS	2,116
3. Aaron Rodgers, GB	2,113
4. Carson Palmer, ARI	1,868
5. Jameis Winston, TB	1,853

<u>Player</u>	<u>Passing Touchdowns</u>
1. Aaron Rodgers, GB	19
2. Drew Brees, NO	16
3. Marcus Mariota, TEN	15
4t. Two players	14

<u>Player</u>	<u>Completions</u>
1. Drew Brees, NO	207
2. Aaron Rodgers, GB	200
3. Sam Bradford, MIN	192

<u>Player</u>	<u>Rushing Yards (Among QBs)</u>
1. Colin Kaepernick, SF	327
2t. Blake Bortles, JAX	233
2t. Tyrod Taylor, BUF	233
4. Aaron Rodgers, GB	212

<u>Player</u>	<u>Games With 100-Plus Passer Rating</u>
1t. Aaron Rodgers, GB	5
1t. Drew Brees, NO	5
1t. Dak Prescott, DAL	5
4t. Three players	4

<u>Player</u>	<u>Receptions</u>
1. Larry Fitzgerald, ARI	51
2. Stefon Diggs, MIN	50
3. Antonio Brown, PIT	47
4t. Davante Adams, GB, three other players	44

<u>Player</u>	<u>Receiving Touchdowns</u>
1t. Antonio Brown, PIT	6
1t. Mike Evans, TB	6
3t. Davante Adams, GB	5
3t. Jordy Nelson, GB	5
3t. Odell Beckham Jr., NYG	5
3t. Dez Bryant, DAL	5
3t. Rishard Matthews, TEN	5
3t. Donte Moncrief, IND	5

<u>Player</u>	<u>25-Plus-Yard Receptions</u>
1t. Davante Adams, GB	6
1t. Doug Baldwin, SEA	6
1t. Antonio Brown, PIT	6
1t. Jamison Crowder, WAS	6
1t. Tyreek Hill, KC	6

<u>Player</u>	<u>Avg. Yards/Catch (min. 35 rec.)</u>
1. Julio Jones, ATL	14.6
2. Travis Kelce, KC	14.1
3. Mike Evans, TB	13.9
4. Davante Adams, GB	13.1
5. Jordy Nelson, GB	13.0

<u>Player</u>	<u>100-Yard Receiving Games</u>
1t. Julio Jones, ATL	4
1t. Travis Kelce, KC	4
3t. Davante Adams, GB	3
3t. Jamison Crowder, WAS	3
3t. Mike Evans, TB	3

STAT OF THE WEEK

- ▶ **LB Julius Peppers** registered a 10-yard sack in the second quarter against Houston, giving him 142.5 sacks for his career as he moved past DE Michael Strahan for sole possession of the No. 5 spot in NFL history (since 1982). The four players ahead of him on the all-time sack list (Bruce Smith, Reggie White, Kevin Greene, Chris Doleman) are all in the Pro Football Hall of Fame.
- ▶ His current streak of three straight games with a sack gives him a streak of three games in each season with the Packers (Weeks 7-8 and 10 in 2014, Weeks 4-6 in 2015, Weeks 11-13 this season).



PACKERS VS. SEAHAWKS - WEEK 14

IN THE RED ZONE

According to STATS, QB **Aaron Rodgers** has completed 51 of 82 passes (62.2 percent) for 287 yards, 23 touchdowns, zero interceptions and a passer rating of 108.1 in the red zone this season, ranking near the top of the league:

Player	Red-Zone Passing TDs
1t. Aaron Rodgers, GB	23
1t. Drew Brees, NO	23
3. Marcus Mariota, TEN	17

Player	Red-Zone Completions
1. Drew Brees, NO	56
2. Aaron Rodgers, GB	51
3. Matt Ryan, ATL	41

Player	Red-Zone Passing Yards
1. Drew Brees, NO	320
2. Aaron Rodgers, GB	287
3. Philip Rivers, SD	270

►WR **Jordy Nelson** leads the NFL in receptions and receiving touchdowns in the red zone this season:

Player	Red-Zone Receptions
1. Jordy Nelson, GB	14
2t. Anquan Boldin, DET	11
2t. Theo Riddick, DET	11
4t. Davante Adams, GB, four other players	10

Player	Red-Zone Rec. TDs
1. Jordy Nelson, GB	8
2t. Cameron Brate, TB	6
2t. Mike Evans, TB	6
2t. Allen Robinson, JAX	6
5t. Davante Adams, GB, nine other players	5

GREEN BAY IN DECEMBER

Dating back to 2014, Green Bay has won seven of the nine games it has played in December. The Packers' seven December wins since 2014 are tied for the third most in the NFL, trailing the eight wins by Pittsburgh and Seattle.

- Under McCarthy, the Packers are 30-13 (.698) in the month of December, **No. 3 in the NFL**.
- Green Bay is 19-3 (.864) at home in the month of December under McCarthy, tied with New England for **No. 1 in the NFL** since 2006.
- In eight of the first 10 seasons under McCarthy (2006-15), including each of the last five, Green Bay has won three-plus games and lost just one in the month of December.
- QB **Aaron Rodgers** has started 30 total games in the month of December, recording a passer rating of 101.6, **No. 2 in the NFL** (min. 268 att.) among active quarterbacks since 2008. His 61 passing touchdowns in the month of December rank **No. 3 in the NFL** since 2008.
- In 15 career starts at Lambeau Field in the month of December, Rodgers has completed 313 of 470 passes (66.6 percent) for 4,150 yards and 36 TDs with five INTs for a 115.5 passer rating. The Packers are 14-1 in those games.

ODDS AND ENDS

Below are some random notes from this season:

- Green Bay is tied for **No. 3 in the NFL** in 10-play drives (26) and **No. 4** in 10-play touchdown drives (12).
- The Packers' 98-yard TD drive in the fourth quarter of the Week 13 victory over Houston was the team's longest TD drive since a 99-yarder at Cleveland on Oct. 25, 2009.
- The Packers have eclipsed 400 total net yards five times this season (406 vs. N.Y. Giants and Chicago Bears / 405 vs. Indianapolis / 402 at Tennessee / 424 at Washington), tied for the fourth-most games with 400 total net yards in the NFL this season (New Orleans, six; Washington, seven; Dallas, eight).
- The Packers converted 71.4 percent of third downs in Week 12 (10-14), the highest single-game third-down conversion rate in the NFL this season and the second highest under Head Coach **Mike McCarthy** (72.2 percent, 13-18, Oct. 27, 2013, at Minnesota).
- Green Bay ranks **No. 2 in the NFL** in third-down conversions this season:

Team	Third-Down Percentage
1. New Orleans	49.7
2. Green Bay	47.9
3. Washington	47.7
4. Tennessee	46.8

- The Packers rank **No. 5 in the NFL** in average time of possession (31:18) this season.
- Green Bay ranks in the **top-10 in the NFL** in both rushing yards allowed per game (**9th**, 92.9) and rushing yards allowed per play (**8th**, 3.84).
- The Packers rank **No. 4 in the NFL** in sacks/pass attempt (7.54 percent) this season and are **tied for No. 7** in sacks (30).
- QB **Aaron Rodgers** threw for 371 yards in Week 10 and 351 yards in Week 11, marking only the third time in his career he has thrown for 350-plus passing yards in back-to-back games (2009, 2011).
- In Weeks 11-12, QB **Aaron Rodgers** registered passer ratings of 115.0 and 116.7, throwing for over 300 yards and multiple touchdowns in both games.
- Rodgers has registered a passer rating of 115.0-plus in four games this season (129.3 vs. Detroit / 125.5 at Atlanta / 115.0 at Washington / 116.7 at Philadelphia), tied for the third most in the NFL.
- According to the Elias Sports Bureau, Green Bay recorded 23-plus first downs in five consecutive games (Weeks 5-9) in a single regular season for the first time in franchise history.
- WR **Trevor Davis** registered a 55-yard punt return against Atlanta, the longest punt return by Green Bay since DB **Micah Hyde** returned a punt 55 yards for a touchdown vs. Detroit on Dec. 28, 2014.
- In Week 7, Green Bay recorded 32 first downs, the most by the Packers since Nov. 27, 1983, at Atlanta (32). It tied for the second most in franchise history. Green Bay also possessed the ball for 39:36, the best mark by the team since Oct. 27, 2013, at Minnesota (40:54).
- P **Jacob Schum** set career highs (min. four punts) in Week 10 by posting a 50.5-yard gross average on four punts. In Week 9, he set a career best (min. four punts) with a 47.5-yard net average on four punts.

PACKERS VS. SEAHAWKS - WEEK 14

GROUP EFFORT

The Packers have a history of relying on many receivers over the years and this season is no different.

- ▶ The Packers are one of two teams in the NFL (Washington) to have three players with 55-plus receptions and 575-plus receiving yards each this season (**Jordy Nelson** - 69 rec. for 872 yds. / **Davante Adams** - 59 rec. for 793 yds. / **Randall Cobb** - 57 rec. for 577 yds.).
- ▶ Nelson (10) and Adams (eight) are the **only teammate duo in the NFL** with seven-plus touchdown catches this season.
- ▶ Nelson is **tied for No. 2 in the NFL** in receiving touchdowns this season and Adams is **tied for No. 4**:

Player	Receiving TDs
1. Antonio Brown, PIT	11
2t. Jordy Nelson, GB	10
2t. Mike Evans, TB	10
4t. Davante Adams, GB	8
4t. Odell Beckham Jr., NYG	8

- ▶ Nelson joins Mike Evans, Antonio Brown, and Odell Beckham Jr. as the only players in the league to rank in the top 10 in all three of the major receiving categories (catches, yards, receiving TDs).
- ▶ Adams and Nelson are tied for the team lead and **No. 7 in the NFL** with three 100-yard receiving games this season.
- ▶ Adams and Evans are the only players to record 100-plus yards receiving and two-plus TDs in two games this season.
- ▶ For the first time in his career, Nelson posted a touchdown reception in each of the first four games of the season, becoming the first Packer to do so since WR Bill Schroeder in 2001.
- ▶ Nelson's five touchdown receptions in the first four games of this season were tied for the fourth most in franchise history.
- ▶ The Packers' six individual 10-catch games have come via four different players (Davante Adams-two, Ty Montgomery-two, Randall Cobb, Jordy Nelson). According to the Elias Sports Bureau, four different players having at least one 10-catch game is **tied for the most in a single season in NFL history** (2015 New England Patriots / 2013 Atlanta Falcons / 2010 Indianapolis Colts / 2002 St. Louis Rams / 1991 Buffalo Bills).
- ▶ Green Bay's six individual 10-catch games are the **most in a single season in franchise history** (five in 2004 / three in 2014, 1993, 1942).
- ▶ In Week 11, TE **Jared Cook** registered 105 yards and one touchdown on five receptions (17.5 avg.). According to the Elias Sports Bureau, Cook became only the second TE (Benjamin Watson) to register a 100-yard receiving game with three different franchises.
- ▶ Dating back to 1996, Cook's 17.5 yards-per-catch average was the third highest by a Green Bay tight end in single game (min. five receptions), according to STATS (Jermichael Finley, Oct. 5, 2009, six for 128 yards, 21.3 avg. / Richard Rodgers, Dec. 3, 2015, eight for 146 yards, 18.3 avg.).
- ▶ In Week 10, Adams became the only Packer player to register three receptions of 35-plus yards in the same game (dating back to 1991).
- ▶ Week 10 also saw Adams (six receptions for 156 yards) and Nelson (12 receptions for 126 yards, one TD) become the second pair of teammates to record 120-plus receiving yards in the same game this season (New Orleans WRs Willie Snead and Brandin Cooks in Week 1).
- ▶ In Week 9, the Packers had four players with a reception of 20-plus yards (Nelson, Adams, TE **Richard Rodgers**, WR **Jeff Janis**).

- ▶ With 12 receptions for 74 yards (6.2 avg.) in Week 8, Adams became the first Packer to have back-to-back games with 12-plus catches, and his 25 over Weeks 7-8 were a franchise record for most over a two-game span.
- ▶ Week 8 also saw three Packers post their first career TD catches in the game at Atlanta (Janis, **Geronimo Allison**, **Trevor Davis**), which was the first time an NFL team had done that since the Jets on Oct. 23, 2000.
- ▶ Allison and Davis became first rookie duo to both have a TD catch in a game for the Packers since Max McGee and Joe Johnson on Dec. 12, 1954.
- ▶ According to the Elias Sports Bureau, in Week 7 the Packers became just the second team in NFL history to feature three players with 10-plus catches in a game (Adams, 13; Cobb, 11; Montgomery, 10), joining the New England Patriots (Leroy Thompson, Ben Coates, Michael Timpson) vs. Minnesota on Nov. 13, 1994.
- ▶ Adams' 13 receptions for 132 yards (10.2 avg.) and two touchdowns against Chicago tied for the second-most receptions in a single game in franchise history (Don Hutson, 13 receptions vs. Cleveland, Oct. 18, 1942, and 14 vs. N.Y. Giants on Nov. 22, 1942).
- ▶ Montgomery became the first Packer to post back-to-back games with 10-plus catches (10 vs. Dallas in Week 6) since WR Sterling Sharpe in 1993 (Oct. 10, Oct. 24). Adams joined him in Weeks 7 (13) and 8 (12). The only other player to accomplish that feat in a single season in team annals is Hutson in 1942 (Nov. 15, Nov. 22).
- ▶ Montgomery recorded 60 yards rushing and 66 yards receiving in Week 7, becoming the first Green Bay player since RB Ahman Green (63 rushing/68 receiving) at Detroit on Sept. 24, 2006, to register 60-plus rushing yards and 60-plus receiving yards in a game.

NELSON MOVES UP

- ▶ This is the third time in Nelson's career that he has recorded 10-plus receiving TDs in a season (2011 and 2014). He joins Sterling Sharpe (four) and Don Hutson (three) as the **only players in franchise history to post 10-plus TD catches in three or more seasons**.
- ▶ Nelson has 23 100-yard receiving games in his career, tied with Greg Jennings for **No. 4 in team history**.
- ▶ Rodgers and Nelson have connected for 55 touchdowns, the **second most by a duo in team history** behind QB Brett Favre and WR Antonio Freeman (57 TD passes).
- ▶ Nelson ranks in the top five in franchise history in both receptions and receiving yards:

Packers Player	Receptions
1. Donald Driver, 1999-2012	743
2. Sterling Sharpe, 1988-94	595
3. James Lofton, 1978-86	530
4. Don Hutson, 1935-45	488
5. Jordy Nelson, 2008-present	469

Packers Player	Receiving Yards
1. Donald Driver, 1999-2012	10,137
2. James Lofton, 1978-86	9,656
3. Sterling Sharpe, 1988-94	8,134
4. Don Hutson, 1935-45	7,991
5. Jordy Nelson, 2008-present	6,981



PACKERS VS. SEAHAWKS - WEEK 14

AT THE HELM

Having led Green Bay to the playoffs in eight of his first 10 seasons as head coach, **Mike McCarthy** is joined by Vince Lombardi and Mike Holmgren as the only coaches to guide the Packers to a Super Bowl win with a victory over Pittsburgh in Super Bowl XLV.

- ▶ McCarthy guided the Packers to a franchise-record fourth consecutive division title in 2014.
- ▶ With a win at Tampa Bay in Week 16 of the 2014 season, McCarthy passed Lombardi for the No. 2 spot in team history as far as overall victories:

Coach	Overall Wins
1. Curly Lambeau, 1921-49	212
2. Mike McCarthy, 2006-16	118
3. Vince Lombardi, 1959-67	98
4. Mike Holmgren, 1992-98	84

- ▶ The 118 overall wins are the most in the NFC and the third most in the NFL since 2006 (NE 146 and IND 119).
- ▶ McCarthy reached 100 career wins (including playoffs) in just his 155th game. He was the fastest to reach 100 wins in the NFL since George Seifert in 1996 (132 games).
- ▶ McCarthy's 104 regular-season wins in his first 10 years as a head coach (2006-15) **rank No. 3 in NFL history**:

Coach	Wins In First 10 Regular Seasons
1. George Seifert, SF	113
2. Don Shula, BAL/MIA	105
3. Mike McCarthy, GB	104

- ▶ McCarthy recorded his third regular season with 12-plus wins in 2014 (2007, 2011), passing Curly Lambeau (1929, 1931), Lombardi (1962, 1966), Holmgren (1996-97) and Mike Sherman (2001-02) for the most by a coach in franchise history.
- ▶ McCarthy has guided the Packers to five seasons with 11-plus wins (2007, 2009, 2011-12, 2014), passing Lombardi (1961-63, 1966) and Holmgren (1995-98) for the **most by a coach in franchise history**.
- ▶ McCarthy's seven regular seasons with 10-plus wins are a franchise record (since 1921).
- ▶ McCarthy joined Pittsburgh's Bill Cowher (2005) as the only Super Bowl-winning coaches to lead their respective teams to three road wins as the No. 6 seed in the postseason en route to a world title.
- ▶ Including playoffs, McCarthy has a 118-68-1 record since taking over as head coach in 2006, a .634 winning percentage that ranks **No. 2 among current NFL head coaches** (minimum 75 games):

Coach	Winning Pct.
1. Bill Belichick, CLE/NE	.672 (256-125)
2. Mike McCarthy, GB	.634 (118-68-1)
3. Mike Tomlin, PIT	.629 (105-62)

- ▶ McCarthy coached in his 134th game in Week 13 at Detroit in 2013 (including playoffs), moving him past Bart Starr for No. 2 in team history:

Coach	Overall Games
1. Curly Lambeau, 1921-49	339
2. Mike McCarthy, 2006-16	187
3. Bart Starr, 1975-83	133

- ▶ In the Week 6 victory over the San Diego Chargers in 2015, McCarthy earned the 100th regular-season win of his career in just his 150th game, making him the **seventh-fastest coach in NFL history and the fastest current NFL coach** to reach the 100-win plateau:

Coach (Current)	Games Needed For 100 Regular-Season Wins
1. Mike McCarthy, GB	150
2. Andy Reid, PHI/KC	164
3. Bill Belichick, CLE/NE	177
4. John Fox, CAR/DEN	182

- ▶ Since McCarthy took over in 2006, the Packers rank **No. 2 in the NFL** in regular-season winning percentage:

Team	Winning Pct.
1. New England	.779 (134-38)
2. Green Bay	.642 (110-61-1)
3. Indianapolis	.640 (110-62)

WINNING WAYS

- ▶ The Packers are the only NFC team and one of two teams in the league (New England) to make the playoffs each of the past seven seasons (2009-15). Those seven appearances were more than the rest of the NFC North Division combined during that span (Minnesota-three / Detroit-two / Chicago-one).
- ▶ Below are the head coaches who have led a single franchise to seven or more consecutive playoff appearances:

Coach	Years
Tom Landry, DAL	1966-73 and 1975-83
Chuck Noll, PIT	1972-79
Tony Dungy, IND	2002-08
Mike McCarthy, GB	2009-15
Bill Belichick, NE	2009-15

- ▶ There were seven teams in the NFL with five-plus playoff appearances from 2009-15, with only two in the NFC (**Green Bay** and New England, seven / Cincinnati, six / Baltimore, Denver, Indianapolis and Seattle, five).
- ▶ From 2009-12, Green Bay posted four straight 10-win seasons, **tying a franchise record** that was done three other times in club annals (1929-32, 1995-98, 2001-04). The Packers' win total of 47 from 2009-12, ranks second in franchise history for a four-year period.
- ▶ Green Bay's six 10-win regular seasons since 2009 are **No. 2 in the NFL**:

Team	10-Win Regular-Seasons (Since 2009)
1. New England	7
2. Green Bay	6
3t. Cincinnati/Indianapolis	5

- ▶ A look at the top regular-season win totals in the league since 2009:

Team	Regular-Season Wins (Since 2009)
1. New England	95
2. Green Bay	83
3. Denver	78



PACKERS VS. SEAHAWKS - WEEK 14

RODGERS AND TOUCHDOWNS

QB **Aaron Rodgers** has found the end zone a lot in his career, and that has continued this season.

▶ Rodgers ranks **No. 2 in the NFL** this season in passing touchdowns:

Player	TD Passes (2016)
1. Drew Brees, NO	30
2. Aaron Rodgers, GB	29
3. Matt Ryan, ATL	27
4t. Three players	25

- ▶ Rodgers ranks **No. 1 in the NFL** this season in games with multiple passing touchdowns and zero interceptions (seven).
- ▶ Rodgers registered four touchdown passes in the first half of the Week 3 victory over Detroit. It was the second time in his career that he recorded four-plus touchdowns in the first half (six vs. Chicago, Nov. 9, 2014).
- ▶ Rodgers has thrown four-plus touchdowns in a game 18 times, one shy of QB Brett Favre's franchise mark (19 games), the sixth most in NFL history and **No. 3 among active quarterbacks**:

Player	Games W/ Four-Plus TD Passes
1. Drew Brees, SD/NO	30
2. Tom Brady, NE	26
3. Aaron Rodgers, GB	18
4. Eli Manning, NYG	14
5. Ben Roethlisberger, PIT	12

▶ Rodgers is **tied for No. 3 in the NFL** this season with five games with three-plus passing touchdowns. He ranks **No. 2 in the league** in games with three-plus passing touchdowns since 2008:

Player	Games With Three-Plus TD Passes
1. Drew Brees, SD/NO	60
2. Aaron Rodgers, GB	51
3. Philip Rivers, SD	44
4. Tom Brady, NE	38
5. Eli Manning, NYG	37

- ▶ Rodgers has multiple passing touchdowns in seven straight games, the **second-longest active streak in the NFL** (Marcus Mariota, eight).
- ▶ Rodgers registered three-plus passing touchdowns in three consecutive games (Weeks 7-9), totaling 10 touchdowns and one interception over that span. It marked the fifth time in his career that Rodgers registered three-plus passing touchdowns in three or more games in single season (five: games six-10 in 2011 / four: games four-seven in 2012 and 2014 / three: games 14-16 in 2012).
- ▶ Rodgers is **tied for No. 1 in the NFL this season** (Tom Brady/Ben Roethlisberger) in games with three-plus passing touchdowns and zero interceptions (four). **Dating back to 2008, Rodgers leads the NFL** in games with three-plus TDs and zero INTs:

Player	Games With Three-Plus TD Passes and Zero INTs (Since 2008)
1. Aaron Rodgers, GB	36
2. Drew Brees, NO	30
3. Tom Brady, NE	29
4. Tony Romo, DAL	21
5. Philip Rivers, SD	20

RODGERS THE RUNNER

With injuries costing Green Bay's top two running backs significant time this season, QB **Aaron Rodgers** has helped try to fill the void.

▶ Rodgers ranks in the top five in the NFL in rushing yards, rushing touchdowns and rushing average (min. 10 att.) among quarterbacks this season:

Player	Rushing Yards (QBs)
1. Tyrod Taylor, BUF	469
2. Colin Kaepernick, SF	393
3. Blake Bortles, JAX	323
4. Marcus Mariota, TEN	310
5. Aaron Rodgers, GB	301

Player	Rushing Touchdowns (QBs)
1. Tyrod Taylor, BUF	6
2t. Cam Newton, CAR	5
2t. Dak Prescott, DAL	5
4t. Aaron Rodgers, GB	3
4t. Andy Dalton, CIN	3

Player	Rushing Avg. (QBs)
1. Colin Kaepernick, SF	7.56
2. Blake Bortles, JAX	6.87
3. Tyrod Taylor, BUF	6.42
4. Marcus Mariota, TEN	6.33
5. Aaron Rodgers, GB	6.14

- ▶ With 301 rushing yards this season, Rodgers now has four 300-yard rushing seasons, **No. 2 in franchise history among QBs** behind only Tobin Rote (five).
- ▶ In Weeks 8-10, Rodgers became the first Packers quarterback since Rote in 1955 to register a run of 20-plus yards in three consecutive games.
- ▶ Rodgers led the Packers with a career-best 60 rushing yards on six carries (10.0 avg.) at Atlanta. He recorded three runs of 10-plus yards, tying his single-game career high (at Indianapolis, Oct. 7, 2012, and vs. Cincinnati, Sept. 20, 2009).
- ▶ Dating back to 1960, Rodgers' 60 rushing yards in Week 8 were the second most in a single game by a Green Bay quarterback, trailing only the 88 yards on eight carries (11.0 avg.) by Don Majkowski at Detroit, Sept. 30, 1990.
- ▶ Rodgers joined Cam Newton (Dec. 20, 2015, at NYG) as the only QBs over the past four seasons (2013-16) to post four-plus passing TDs and 60-plus rushing yards in the same game.
- ▶ By rushing for 43 yards on six carries (7.2 avg.) in Week 9, Rodgers recorded 40-plus rushing yards in back-to-back games for the first time in his career.
- ▶ Rodgers ranks **No. 2 among active quarterbacks in the NFL** in rushing touchdowns since 2008:

Player	Rushing TDs (QBs Since 2008)
1. Cam Newton, CAR	48
2. Aaron Rodgers, GB	24
3. Andy Dalton, CIN	17
4. Joe Flacco, BAL	15



PACKERS VS. SEAHAWKS - WEEK 14

TAKING HIS PLACE AMONG THE GAME'S BEST

QB **Aaron Rodgers** surpassed the 1,500-attempt plateau for his career in 2010, the benchmark to qualify for passer rating in the NFL record book.

▶ Rodgers ranks **No. 1 in NFL history** in career passer rating:

Quarterback	Career Passer Rating
1. Aaron Rodgers, GB	103.5
2. Russell Wilson, SEA	100.3
3. Tony Romo, DAL	97.1
4. Tom Brady, NE	97.0
5. Steve Young, TB/SF	96.8

▶ In 131 career regular-season starts, Rodgers has eclipsed the century mark in passer rating 72 times and recorded 47 games of 300-plus yards.

▶ Rodgers went over the 35,000-yard passing mark for his career this season in Week 11 at Washington. According to the Elias Sports Bureau, he reached the mark on his 4,446th attempt, the **second-fewest attempts needed in NFL history** behind QB Johnny Unitas (4,388 attempts).

▶ In the Week 7 victory over Chicago, Rodgers set a single-game franchise record with 39 completions, besting the previous high of 36 by QB Brett Favre at Chicago on Dec. 5, 1993.

▶ Rodgers reached 250 touchdown passes in Week 12 of 2015. He did in his 121st career game, surpassing MIA QB Dan Marino (128) for the NFL record.

▶ Where Rodgers ranks among active NFL quarterbacks **since he took over as the starter in 2008** (min. 1,200 attempts):

Quarterback	Passing Yards (Since 2008)
1. Drew Brees, NO	43,627
2. Philip Rivers, SD	38,112
3. Matt Ryan, ATL	36,570
4. Eli Manning, NYG	35,899
5. Aaron Rodgers, GB	35,353
Quarterback	Passing TDs (Since 2008)
1. Drew Brees, NO	324
2. Aaron Rodgers, GB	285
3. Philip Rivers, SD	262
Quarterback	Passer Rating (Since 2008)
1. Aaron Rodgers, GB	103.9
2. Drew Brees, NO	101.0
3. Tom Brady, NE	100.3
Quarterback	Yards/Attempt (Since 2008)
1. Russell Wilson, SEA	8.00
2. Aaron Rodgers, GB	7.92
3. Philip Rivers, SD	7.91
Quarterback	INT Percentage (Since 2008)
1. Tom Brady, NE	1.5
2. Aaron Rodgers, GB	1.6
3. Alex Smith, KC	1.8
Quarterback	25-Yard Passes (Since 2008)
1. Drew Brees, NO	327
2. Aaron Rodgers, GB	307
3. Philip Rivers, SD	287
4. Eli Manning, NYG	284
Quarterback	Rushing TDs (Since 2008)
1. Cam Newton, CAR	48
2. Aaron Rodgers, GB	24
3. Andy Dalton, CIN	17

▶ Rodgers rushed for a touchdown in Week 10, marking his 12th game with two-plus passing touchdowns and one-plus rushing touchdowns since 2008, which is **No. 2 among NFL QBs** over that span behind Cam Newton (18).

▶ Rodgers finished the 2015 regular season **No. 2 in the NFL** with seven games with two-plus touchdown passes and zero INTs (New England QB Tom Brady, nine). He has seven such games so far this season, **No. 1 in the NFL**.

▶ Rodgers reached 30 passing touchdowns (31) during the 2015 regular season for the fifth time in his career. He ranks second in team history behind Brett Favre's eight. Rodgers' five 30-plus passing touchdown seasons since 2009 are tied for the second most in the NFL over that time span (NE Tom Brady and IND/DEN Peyton Manning, five / NO Drew Brees, eight).

▶ Dating back to 1921, Rodgers is tied for the most seasons with 30-plus touchdowns and less than 10 interceptions (according to pro-football-reference.com):

Player	Seasons With 30-Plus TD Passes/Less Than 10 INTs
1t. Aaron Rodgers, GB	5
1t. Tom Brady, NE	5
3t. Six players	1

▶ Rodgers owns three of the top four single-season totals in touchdown passes in franchise history:

Player	TD Passes
1. Aaron Rodgers, 2011	45
2t. Aaron Rodgers, 2012	39
2t. Brett Favre, 1996	39
4t. Aaron Rodgers, 2014	38
4t. Brett Favre, 1995	38

▶ A look at where Rodgers ranks in the NFL in several categories **since 2014** (min. 400 attempts):

Quarterback	Passer Rating (Since 2014)
1. Tony Romo, DAL	105.9
2. Tom Brady, NE	102.5
3. Aaron Rodgers, GB	100.9
4. Drew Brees, NO	100.7
5. Russell Wilson, SEA	100.0

Quarterback	TD Passes (Since 2014)
1. Aaron Rodgers, GB	98
2. Drew Brees, NO	95
3. Tom Brady, NE	88

Quarterback	TD/INT Ratio (Since 2014)
1. Tom Brady, NE	5.18 (88/17)
2. Aaron Rodgers, GB	4.90 (98/20)
3. Russell Wilson, SEA	3.30 (66/20)

Quarterback	TD Percentage (Since 2014)
1. Tony Romo, DAL	7.0
2. Aaron Rodgers, GB	6.2



THE DOPE ON THIS WEEK'S OPPONENT:

Packers vs. Seahawks:

All-time, Regular season:

9-7-0

All-time, Postseason:

2-1

All-time, in Green Bay:

7-1-0

Streaks: The Packers halted Seattle's three-game winning streak in the series with a win in Week 2 last season.

Last meeting, regular season:

Sept. 20, 2015; Packers won, 27-17, Lambeau Field



COACHES CAPSULES

Mike McCarthy: 118-68-1, .634 (incl. 8-7 postseason); 11th NFL season

Pete Carroll: 110-76-1, .591; 11th NFL season

Head to Head: Carroll 3-1

vs. Opponent: McCarthy 4-4 vs. Seahawks; Carroll 3-3 vs. Packers

MIKE MCCARTHY...Is in his 11th year as the Packers' 14th head coach.

- ▶ Joined Vince Lombardi and Mike Holmgren as the only coaches to guide the Packers to a Super Bowl title with a win over Pittsburgh in Super Bowl XLV.
- ▶ Led the Packers to their seventh consecutive playoff appearance last season, joining New England as the only two NFL teams to do so over that span. Has also led the team to eight playoff appearances in the last nine years (2007, 2009-15).
- ▶ Guided the Packers to top-10 finishes in scoring in eight straight seasons (2007-14), joining the Patriots as the only other team to accomplish the feat over that time; Packers finished first overall in scoring in 2014.
- ▶ His .642 winning percentage during the regular season (110-61-1) ranks No. 3 among active NFL head coaches (min. 50 games).
- ▶ Had 104 regular-season wins in his first 10 seasons as a head coach, ranking No. 3 in NFL history.

PETE CARROLL...Is in his sixth year as the Seahawks' eighth head coach.

- ▶ Built a defense that became just the fourth in league annals to lead the league in points and yards allowed in consecutive years (2013-14).
- ▶ Guided the Seahawks to a win in Super Bowl XLVIII with the youngest Super Bowl-winning roster in NFL history (26 years, 162 days).
- ▶ Since 2010, the Carroll-led Seahawks have allowed an NFL low 17.8 points per game.
- ▶ Led the Seahawks to become the 22nd team to advance to the postseason after having a losing record through nine games in 2015.
- ▶ Coached Southern California to back-to-back national titles in 2003 and 2004, maintaining the No. 1 ranking throughout the 2004 season.

THE PACKERS-SEAHAWKS SERIES

- ▶ For a span of eight head-to-head meetings from 1996-2008, Mike Holmgren was the head coach for one of the teams.
- ▶ Of the three postseason matchups between the teams, only the Packers' 42-20 win in 2007 NFC Divisional Playoff was decided in regulation.
- ▶ Since Seattle's shift to the NFC due to realignment in 2002, the two teams have met 11 times (including playoffs). They met in six of seven seasons from 2003-09, with 2004 being the lone exception.
- ▶ Seattle's only victory in Green Bay came on Nov. 1, 1999, when the Seahawks won 27-7.
- ▶ The Packers are 10-0 against Seattle when scoring 25-plus points.

NOTABLE CONNECTIONS

Packers executive vice president, general manager & director of football operations Ted Thompson spent 2000-04 as Seattle's vice president of football operations...Seattle executive vice president/general manager John Schneider was with the Packers for 13 years as a personnel intern (1992), scout (1993-96), personnel analyst to the general manager (2002-07) and director of football operations (2008-09)...Schneider worked under Thompson in Seattle in 2000 and attended Abbot Pennings High in De Pere, Wis. ...Green Bay associate head coach/linebackers Winston Moss played the final three seasons (1995-97) of his career in Seattle and started his coaching career with the Seahawks in 1998...Seahawks offensive coordinator Darrell Bevell (2000-05) and assistant offensive line coach Pat Ruel (2001-02) coached for Green Bay...Bevell played quarterback at Wisconsin and in 1993 led the Badgers to their first-ever Rose Bowl victory...Green Bay assistant director of pro personnel Tim Terry played for Seattle for three seasons (2000-02)...Packers RB Christine Michael was selected by Seattle in the second round of the 2013 NFL Draft and played for the Seahawks from 2013-14 before being traded to Dallas in September 2015 and re-signed by Seattle in December 2015...Seattle assistant running backs & assistant special teams coach Chad Morton was the Packers' coaching administrator in 2009 and special teams assistant from 2010-13...Seattle P Jon Ryan was originally signed by the Packers as an undrafted free agent in 2006, playing for Green Bay from 2006-07...Seahawks WR Tanner McEvoy (2013-15) and QB Russell Wilson (2011) played at Wisconsin...Packers LB Jayrone Elliott and Seattle DE Frank Clark were Glenville High teammates in Cleveland from 2007-09...Schneider and Packers vice president of football administration/player finance Russ Ball worked together in Washington and in Kansas City...Seattle assistant strength and conditioning coach Monday Gee coached in Green Bay from 2008-09...Green Bay head coach Mike McCarthy, special teams coordinator Ron Zook and director of player personnel Brian Gutekunst worked with Schneider in Kansas City (1997-99)...Green Bay LB Julius Peppers played with Seattle assistant defensive backs coach Ricky Manning Jr. in Carolina (2003-05)...McCarthy coached in New Orleans in 2000 when Morton played for the Saints...In Oakland, Green Bay secondary-safeties coach Darren Perry was colleagues with Seahawks assistant head coach/offensive line Tom Cable and special teams coordinator Brian Schneider from 2007-08...Morton and Perry played in New Orleans together in 2000...Seattle DT Tony McDaniel played in Tampa Bay with Green Bay P Jacob Schum in 2015...From 1984-85, Packers defensive coordinator Dom Capers coached with Seahawks quarterbacks coach Carl Smith with the Philadelphia/Baltimore Stars (USFL)...Capers and Seattle defensive line coach Travis Jones were colleagues in Miami from 2006-07...Green Bay defensive quality control coach Ejiro Evero coached Seattle DE Michael Bennett in Tampa Bay (2009) and FB Will Tukuafu in San Francisco (2011-13)...Seahawks assistant defensive backs & assistant special teams coach Nick Sorenson was a training camp intern for the 49ers in 2012 when Evero was with San Francisco...Packers LB Clay Matthews (2005-08) and LB Nick Perry (2009) were coached at Southern California by Seattle head coach Pete Carroll...Seahawks assistant head coach/defense Rocky Seto also coached Matthews (2005) and Perry (2009) at Southern California...Seattle DE Cassius Marsh was UCLA teammates with Packers DT Kenny Clark (2013), QB Brett Hundley (2012-13) and DE/LB Datone Jones (2011-12)...Perry and Seahawks RB George Farmer were Southern California teammates in 2011...Seattle WR Paul Richardson played at Colorado from 2010-11 with Packers T David Bakhtiari...Green Bay FB Joe Kerridge and LB Jake Ryan played at Michigan with Clark from 2012-14...Seattle DE Damontre Moore (2010-12) and FS Steven Terrell (2009-12) played together with Michael at Texas A&M...Packers C Corey Linsley was Ohio State teammates with Seahawks S Tyvis Powell (2013) and TE Nick Vannett (2012-13)...Green Bay defensive line coach Mike Trgovac and Seattle running backs coach Sherman Smith are both from Youngstown, Ohio.

LAST MEETING, REGULAR SEASON

Sept. 20, 2015, Lambeau Field, Packers won, 27-17

- ▶ QB Aaron Rodgers completed 25 of 33 passes (75.8 percent) for 249 yards and two TDs (116.9 passer rating).
- ▶ WR Randall Cobb had game highs in receptions (eight) and receiving yards (116).
- ▶ WR Doug Baldwin had seven catches for 92 yards (13.1 avg.) and a TD.
- ▶ LB Jayrone Elliott intercepted a Russell Wilson fourth-quarter pass to help the Packers seal the victory.



PACKERS VS. SEAHAWKS - WEEK 14

QUICK OUT OF THE GATE

The Packers started games fast during the 2015 regular season, scoring touchdowns in the first quarter in nine games. They have continued that by scoring in nine of 12 games this season (**tied for No. 4 in the NFL**), including a touchdown in seven contests.

► Green Bay ranks near the top of the NFL in a few other first-quarter categories this season:

Team	Points Per Game/First Quarter (2016)
1. New England	7.8
2. Atlanta	7.0
3. Pittsburgh	6.5
4. Baltimore	6.4
5t. Buffalo	5.7
5t. Dallas	5.7
7. Green Bay	5.4

Team	First-Quarter Touchdowns (2016)
1. New England	12
2. Pittsburgh	10
3t. Atlanta	9
3t. Baltimore	9
5t. Green Bay, four other teams	8

Team	Points On First Offensive Poss. (2016)
1. New England	51
2. San Diego	48
3. Green Bay	44
4t. Atlanta	41
4t. Buffalo	41
4t. Dallas	41

► The Packers scored 13 touchdowns in the first quarter in 2015, **tied for No. 2 in the NFL** (Washington, 13 / New Orleans, 16).

► Green Bay scored points in the first quarter in 12 games during the regular season, **tied for No. 4 in the NFL** in 2015 and **tied for No. 2 among Packers teams since 2000**:

Year	Games Scoring Points in the First Quarter
1. 2014	16
2t. 2015	12
2t. 2011	12
2t. 2009	12

► Dating back to 2014, Green Bay has scored in the first quarter in 37 of 42 games, with TDs in 30 of them.

► Green Bay leads the NFL in first-quarter scoring since 2014:

Team	First-Quarter Points (since 2014)
1. Green Bay	322
2. New England	261
3. New Orleans	238
4t. Atlanta	227
4t. Philadelphia	227

► QB **Aaron Rodgers** has thrown six touchdowns in the first quarter this season, **No. 2 in the NFL**:

Player	First-Quarter TD Passes (2016)
1. Ben Roethlisberger, PIT	8
2. Aaron Rodgers, GB	7
3t. Six players	5

► Dating back to 1991, Rodgers owns four of the top six single-season marks for passing touchdowns during the first quarter for the Packers:

Player	Passing Touchdowns
1. Aaron Rodgers, 2011	11
2t. Aaron Rodgers, 2014	10
2t. Brett Favre, 1998	10
2t. Brett Favre, 1995	10
5t. Aaron Rodgers, 2015	9
5t. Aaron Rodgers, 2012	9

► QB **Aaron Rodgers** has thrown 57 touchdowns and seven interceptions in the first half since the start of the 2014 regular season.

► Since 2014, Rodgers ranks in the top five in the NFL in a few first-half passing categories (min. 200 att.):

Player	First-Half Passer Rating
1. Tom Brady, NE	104.4
2. Aaron Rodgers, GB	104.4
3. Kirk Cousins, WAS	102.6
4. Marcus Mariota, TEN	102.1
5. Ben Roethlisberger, PIT	101.8

Player	First-Half Passing Touchdowns
1. Aaron Rodgers, GB	57
2. Tom Brady, NE	48
3. Eli Manning, NYG	45
4t. Drew Brees, NO	43
4t. Philip Rivers, SD	43
6. Matthew Stafford, DET	41

Player	First-Half TD/INT Ratio
1. Aaron Rodgers, GB	8.14
2. Tom Brady, NE	6.86
3. Marcus Mariota, TEN	4.17
4. Kirk Cousins, WAS	3.33
5. Eli Manning, NYG	3.21

► Dating back to 2006, the Packers have recorded three of the top six single-season first-half point totals in the NFL:

Team	First-Half Points
1. New England, 2007	333
2. Green Bay, 2014	310
3. New England, 2012	290
4. Denver, 2013	288
5. Green Bay, 2011	286
6. Green Bay, 2009	269



PACKERS VS. SEAHAWKS - WEEK 14

CLAY FINDS HIS WAY TO THE BALL

LB **Clay Matthews** continues to make an impact on opposing offenses. Despite missing four games due to injury, Matthews ranks third on the team with four sacks this season.

- ▶ For the first time in his career, Matthews recorded at least one sack in each of the first three regular-season games he played in.
- ▶ In 2015, Matthews was selected to his sixth Pro Bowl and first as an inside linebacker after recording 6.5 sacks (second on the team), 14 QB hits (No. 1 on the team), and a career-high 84 tackles (No. 2 on the team). He was also one of three players (Micah Hyde, Sam Shields) on the team to have an interception and a fumble recovery.
- ▶ It was the seventh consecutive season he recorded six or more sacks, **tied for the most** six-plus-sack seasons in the NFL since 2009:

Player	Six-Plus-Sack Seasons (Since 2009)
1t. Clay Matthews, GB	7
1t. Julius Peppers, CAR/CHI/GB	7
1t. Tamba Hali, KC	7
1t. Cameron Wake, MIA	7
1t. DeMarcus Ware, DAL/DEN	7

- ▶ Matthews and Peppers rank in the top 10 in sacks since 2009 among active players:

Player	Sacks (Since 2009)
1. DeMarcus Ware, DEN	84.0
2. Cameron Wake, MIA	78.5
3. J.J. Watt, HOU	76.0
4. Von Miller, DEN	72.5
5. Julius Peppers, CAR/CHI/GB	72.0
6. Clay Matthews, GB	71.5
7t. Elvis Dumervil, DEN/BAL	71.0
7t. Tamba Hali, KC	71.0

- ▶ Matthews is **tied for No. 1 in team history** in 10-sack seasons and is **No. 4** in two-sack games:

Player	10-Sack Seasons
1t. Clay Matthews, 2009-10, 2012, 2014	4
1t. Reggie White, 1993, 1995, 1997-98	4
1t. Kabeer Gbaja-Biamila, 2001-04	4

Player	Two-Sack Games
1. Reggie White, 1993-98	16
2. Kabeer Gbaja-Biamila, 2000-08	15
3. Tim Harris, 1986-90	14
4. Clay Matthews, 2009-16	13

- ▶ Matthews is **No. 2 in team history** with 71.5 career sacks (games played in parentheses):

Player	Career Sacks
1. Kabeer Gbaja-Biamila, 2000-08	74.5
2. Clay Matthews, 2009-16	71.5
3. Reggie White, 1993-98	68.5

BURNETT BRINGS IT

Packers S **Morgan Burnett** has been a steady force on the Packers defense for years, starting 91 games (including playoffs) since 2011.

- ▶ From 2011-14, he was the only Packer to surpass 100 tackles each season, and despite missing five games in 2015, he tied for the team lead in solo tackles (54) and led the team with 14 total tackles in the postseason. So far in 2016, he ranks **No. 1 on the team** in tackles (74) despite missing a game.
- ▶ He has set a single-season career high with three sacks, **tied for No. 1 among safeties** this year according to STATS:

Player	Sacks (2016)
1t. Morgan Burnett, GB	3.0
1t. Landon Collins, NYG	3.0
3t. Three players	2.0

- ▶ In Week 6, he recorded his first interception since Dec. 8, 2014, vs. Atlanta, while also leading the team in tackles (10) and solo tackles (seven).
- ▶ Burnett has 7.5 sacks since 2011, **tied for No. 4** among safeties over that time span:

Player	Sacks (Since 2011)
1t. Roman Harper, NO/CAR	8.5
1t. T.J. Ward, CLE/DEN	8.5
3. Reshad Jones, MIA	8.0
4. Morgan Burnett, GB / Harrison Smith, MIN	7.5

- ▶ He ranks **No. 3 among Green Bay safeties** (since 1982) in career sacks, according to STATS:

Packers Safety	Career Sacks
1. LeRoy Butler	20.5
2. Mark Murphy	11.0
3. Morgan Burnett	7.5

ONE OF THE BEST

Packers LB **Julius Peppers** is one of the greatest pass rushers of all-time and continues to contribute, ranking **No. 2 on the team** with 6.5 sacks this season.

- ▶ Last season (10.5) marked his ninth season with 10-plus sacks, which tied John Randle for the fourth-most 10-sack seasons since 1982 (Bruce Smith, 13 / Reggie White, 12 / Kevin Greene, 10).
- ▶ Peppers ranks **No. 1 among active players** in career sacks during the regular season:

Player	Career Sacks
1. Julius Peppers (CAR/CHI/GB)	142.5
2. DeMarcus Ware (DAL/DEN)	137.5
3. Dwight Freeney (IND/SD/ARI/ATL)	122.5

- ▶ Peppers passed Michael Strahan (141.5) for **No. 5 in NFL history** with 142.5 career sacks (since 1982). He trails Chris Doleman (150.5) for No. 4 all-time.
- ▶ Peppers recorded a sack and forced fumble on Dallas QB Dak Prescott in Week 6. According to STATS LLC, he ranks **No. 5 in the NFL** in forced fumbles (46) since 1994.
- ▶ Peppers is the first player in NFL history with 100 career sacks and four interception returns for touchdowns. In 2014, he became the first linebacker in Packers' history to post two interception returns for touchdowns in the same season.
- ▶ Peppers is the **only player in NFL history** to register at least 10 interceptions and 100.0 sacks (since 1982).



PACKERS VS. SEAHAWKS - WEEK 14

PERRY LEADS THE RUSH

Packers LB **Nick Perry** has led a pass rush that has recorded multiple sacks in 10 of 12 games and includes two-plus sacks by six players.

- ▶ Perry has registered a team-high eight sacks, **tied for No. 11 in the NFL** in 2016.
- ▶ Perry has registered a half-sack or more in eight games this season, **tied for No. 3 in the NFL**.

Player	Games With Half Sack Or More
1t. Ryan Kerrigan, WAS	9
1t. Von Miller, DEN	9
3t. Nick Perry, GB, four others	8

- ▶ In Week 6, Perry registered his first career interception and added a sack, making him the first Green Bay LB to post both in a game since **Clay Matthews** at the N.Y. Giants on Dec. 4, 2011.
- ▶ Perry matched his career high with a team-best two sacks in Week 3 vs. Detroit.
- ▶ Perry has at least one two-sack game in each of the last four seasons (2013-16), the lone Packer to accomplish that feat over that span.

CONTINUAL IMPACT

In his career, DT **Mike Daniels** has seen his playing time steadily increase as well as his production. After playing in 14 games as a rookie in 2012, he has played in every game since the start of the 2013 season.

- ▶ In Week 2 at Minnesota, he recorded a sack and tied for the team lead with four QB hits. In Week 3, he led the Packers with two QB hits, and he registered a sack in both Weeks 8 and 12.
- ▶ In 2015, Daniels led the Packers' defensive line in tackles (66) and sacks (four). He finished third on the team with 12 QB hits.
- ▶ In Week 5 versus St. Louis last season, he tied for the team lead with a career-best nine tackles (eight solo).
- ▶ Daniels registered his first career interception in Week 16 at Arizona (2015), returning it 23 yards. According to STATS LLC, it was the first interception by a Packers DT since Cullen Jenkins on Oct. 18, 2009. Dating back to 1960, his 23-yard interception return was the longest by a Green Bay DT on an interception.
- ▶ He led Green Bay's defensive line with 5.5 sacks and was the team leader in quarterback hits (19) and pressures (22) during the 2014 regular season.
- ▶ Daniels is third on the Packers with 19.0 sacks since the start of the 2013 season (Peppers-24.0 / Matthews-29.0). He is **tied for No. 10 among NFL defensive tackles** over that span, according to STATS LLC:

Player	Sacks (2013-16)
1. Gerald McCoy, TB	33.5
2. Aaron Donald, STL	26.0
3. Jurrell Casey, TEN	25.5
4t. Calais Campbell, ARI	25.0
4t. Ndamukong Suh, DET/MIA	25.0
6. Geno Atkins, CIN	24.5
7. Marcell Dareus, BUF	23.0
8t. Fletcher Cox, PHI	20.5
8t. Kyle Williams, BUF	20.5
10t. Mike Daniels, GB	19.0
10t. Kawann Short, CAR	19.0

ON THE RISE

S **Ha Ha Clinton-Dix** has been a presence on the Packers defense since his rookie season.

- ▶ After starting 10 of 16 games and both postseason contests as a rookie, he has started every game since 2015.
- ▶ His career-best three interceptions are **tied for No. 2 among NFL safeties** this season, trailing only NYG Landon Collins (five).
- ▶ According to STATS, he joins Ravens S Eric Weddle and Eagles S Rodney McLeod are the **only NFL safeties with one or more forced fumbles and three interceptions this season**.
- ▶ In 2016, Clinton-Dix posted a career high in Week 9 with two interceptions and became the first Green Bay safety to register two INTs in a game since **Morgan Burnett** did so vs. Minnesota on Dec. 2, 2012. He joined GB Al Harris (vs. New Orleans, Oct. 9, 2005) as the only players to post two INTs in a first quarter for the Packers since 1993.
- ▶ His three career postseason interceptions **rank No. 1 among safeties** since he entered the league in 2014, according to STATS.
- ▶ Clinton-Dix finished second on the team with 95 tackles (73 solo) in 2014 and led the Packers with 117 tackles (97 solo) last season.
- ▶ He registered a total of three interceptions last season (including playoffs). He tied for fourth on the team with two during the regular season and registered one in the postseason.
- ▶ According to STATS, his three sacks during the 2015 regular season were tied for the fifth most in a single regular season by a Packers safety (since 1982) and the most since Mark Roman recorded 3.5 in 2004.
- ▶ Clinton-Dix's three sacks also tied for **No. 3 in the NFL** in 2015 among safeties.
- ▶ During the 2015 regular season, he registered eight-plus tackles in eight games, including setting career highs in both total tackles (12) and solo tackles (11) in the Week 10 game vs. Detroit, in which he also registered an interception.

RACKING UP POINTS

K **Mason Crosby** is moving his way up the record books.

- ▶ Crosby passed Ryan Longwell in Week 2 of the 2015 season to become the franchise career points leader:

Player	Career Points
1. Mason Crosby, 2007-16	1,234
2. Ryan Longwell, 1997-2004	1,054
3. Don Hutson, 1935-45	823

- ▶ Crosby (319) eclipsed Longwell (277) for the most field goal attempts in Packers' history.
- ▶ Crosby (1,352) passed Longwell (1,119) for the most points scored in the regular and postseason combined in franchise history.
- ▶ Dating back to 2013, Crosby has made 104 field goals during the regular season, **tied for No. 6 in the NFL** over that span.
- ▶ Crosby recorded 108 points during the 2015 regular season, giving him the ninth 100-point season of his career and passing Ryan Longwell (1997-2004) for the franchise record.
- ▶ In Week 11 of 2015, he tied the single-game team record with five field goals and became the first player in NFL history to have five field goals of 40-plus yards in a game. In the same game, Crosby connected on a 52-yard field goal, extending his career franchise record for the most 50-yard FGs to 26.



PACKERS VS. SEAHAWKS - WEEK 14

ON THE ROAD AGAIN

Green Bay went 7-1 away from Lambeau Field in 2011, with the seven road wins setting a single-season franchise record.

- ▶ The Packers have been able to stay above the .500 mark on the road during Head Coach **Mike McCarthy's** tenure, a notable achievement in the National Football League.
- ▶ Since 2006, McCarthy's first season as the head coach in Green Bay, only nine of 32 NFL teams have regular-season road records above .500.

Team	W-L Record	Pct.
1. New England	61-25-0	.709
2. Dallas	51-35-0	.593
3. Indianapolis	49-37-0	.570
4t. Green Bay	47-39-0	.547
4t. Denver	47-39-0	.547
6. N.Y. Giants	46-40-0	.535
7. Philadelphia	46-40-1	.534
8. New Orleans	45-40-0	.529
9. Pittsburgh	45-41-0	.523

324 AND COUNTING

Another packed house at Lambeau Field against the Houston Texans in Week 13 brought the stadium's consecutive-sellouts streak to 324 regular-season games (not including replacement games).

- ▶ The league's longest-tenured stadium, Lambeau Field is hosting its 60th season of football in 2016. For the victory over Dallas in the Divisional round of the 2014 playoffs, Packers fans set a new Lambeau Field paid attendance record (79,704).
- ▶ Across American professional sports, only Boston's Fenway Park (1912) and Chicago's Wrigley Field (1914) have longer tenures.

THE LAMBEAU ADVANTAGE

The crown jewel of the National Football League, Lambeau Field has long been known as one of the tougher venues to play in, particularly during the harsh Wisconsin winter.

- ▶ Re-establishing home-field advantage after a 4-4 mark in 2008 was one of the goals of 2009, and with the Packers finishing 6-2 at home, they accomplished that goal. Green Bay followed that up with a 7-1 mark at Lambeau Field in 2010, a perfect 8-0 record in 2011, the first undefeated home mark since 2002, and a 7-1 mark in 2012. The Packers were one of two teams to finish undefeated at home during the 2014 regular season (Denver).
- ▶ Head Coach **Mike McCarthy** stated consistently upon his arrival in Green Bay that one of the team's goals would be to reclaim the mystique of playing at Lambeau Field. Mission accomplished. The team is 62-22-1 (.735) at home in the regular season since 2006, **No. 2 in the NFL**.
- ▶ Since **Ron Wolf** and **Mike Holmgren** began the revitalization of the franchise in 1992, Green Bay owns the best home record in the NFL. A look at the top regular-season home W-L records since the '92 season:

Team	W-L Record	Pct.
1. Green Bay	150-47-1	.760
2. New England	143-55-0	.722
3. Pittsburgh	142-55-1	.720

HOT AT HOME

Since the start of 2009, the Packers have been one of the best teams in the league at home during the regular season:

Team	W-L Record	Pct.
1. New England	55-7-0	.887
2. Green Bay	49-12-1	.798
3. Baltimore	47-16-0	.746
4. Seattle	46-16-0	.742
5. Pittsburgh	44-18-0	.710

IN THE FREE-AGENCY ERA

Talk of unrestricted free agency in the early '90s led many to forecast tough times for the small-town Green Bay Packers.

- ▶ However, Green Bay has remained among the most successful teams since the advent of free agency in 1993. The Packers have won 10 or more games 15 times since '93 and captured 10 division crowns.
- ▶ A look at the most successful teams in the free-agency era:

Team	W-L Since '93	Pct.	Playoff Berths
1. New England	256-124-0	.674	17
2. Green Bay	241-138-1	.636	17
3. Pittsburgh	237-142-1	.625	15
4. Denver	232-148-0	.611	13
5. Indianapolis	223-157-0	.587	16

IN THE LEAGUE RANKINGS REGULAR SEASON
















GREEN BAY (Team)		SEATTLE (Team)	
Category	NFC NFL	Category	NFC NFL
Turnover Margin (-5)	12t 24t	Turnover Margin (+6)	2t 5t
Points Scored (22.7)	5 11	Points Scored (20.3)	11 20
Points Allowed (23.2)	12 23	Points Allowed (14.9)	11 1
Total Offense (360.3)	7 13	Total Offense (357.9)	8 15
Rushing (99.1)	12 24	Rushing (101.5)	11 20
Passing (261.2)	5 10	Passing (256.4)	7 14
Total Defense (347.2)	7 13	Total Defense (330.3)	4 8
vs. Rush (92.9)	4 9	vs. Rush (99.3)	8 14
vs. Pass (254.3)	9 17	vs. Pass (231.0)	4t 9t
Third-Down Offense (47.9%)	2 2	Third-Down Offense (36.4%)	13 24
Third-Down Defense (41.4%)	11 24	Third-Down Defense (42.6%)	13 27
Red-Zone Offense (55.1%)	9 18	Red-Zone Offense (48.8%)	14 26
Red-Zone Defense (65.6%)	13 28	Red-Zone Defense (48.5%)	4 5

GREEN BAY (Individual)		SEATTLE (Individual)	
Category	NFC NFL	Category	NFC NFL
Passing: A.Rodgers (98.5)	6 10	Passing: Wilson (93.7)	9 14
Rushing: A.Rodgers (301)	24 51	Rushing: Rawls (226)	29 60
Receptions: Nelson (69)	6t 9t	Receptions: Baldwin (68)	8 12t
Rec. Yds.: Nelson (872)	5 9	Rec. Yds.: Baldwin (832)	7 15
Interceptions: Clinton-Dix (3)	4t 7t	Interceptions: Sherman (4)	2t 4t
Sacks: Perry (8.0)	5t 11t	Sacks: Avril (10.0)	2t 3t



PACKERS VS. SEAHAWKS - WEEK 14

2016 OPPONENTS

	Record	NFL Rank	
		Offense	Defense
 at Jacksonville Jaguars..(2-10)		22	4
 at Minnesota Vikings..(6-6)		31	3
 Detroit Lions.....(8-4)		21	15t
 New York Giants.....(8-4)		26	17
 Dallas Cowboys.....(11-1)		4	18
 Chicago Bears(3-9)		16	7
 at Atlanta Falcons(7-5)		3	27
 Indianapolis Colts.....(6-6)		14	28
 at Tennessee Titans....(6-6)		7	20
 at Washington Redskins..(6-5-1)		2	23t
 at Philadelphia Eagles..(5-7)		20	11
 Houston Texans.....(6-6)		28	6
 Seattle Seahawks.....(8-3-1)		15	8

A LOOK AT THE SCHEDULE

The Green Bay Packers' 96th NFL regular-season schedule is headlined by five prime-time games (subject to flexible scheduling).

- ▶ Green Bay's schedule includes five games against 2015 playoff teams. Three of those contests (Minnesota, Houston, Seattle) will be at Lambeau Field, while two (Minnesota, Washington) will come on the road.
- ▶ The Packers kicked off their season on the road for the fourth consecutive year, the longest streak in team history, opening with two road games for the first time since 1924. Green Bay traveled to Jacksonville, playing on the road against an AFC team in Week 1 for the first time since facing the New England Patriots in 1985.
- ▶ Green Bay faced division opponents in Weeks 2-3. They began with a trip to Minnesota to face the Vikings in a prime-time game and returned to Lambeau Field last week for the home opener against the Detroit Lions.
- ▶ For the second time in four years, the Packers had their bye in Week 4.
- ▶ Green Bay returns to action with three consecutive home games against NFC teams over a 12-day span. In Week 5, the Packers played on Sunday night against the New York Giants. It was the Giants' first regular-season game at Lambeau Field since 2010. In Week 6, Green Bay played the Dallas Cowboys for the fourth consecutive season (including playoffs) and for the second straight year at home in the regular season. Green Bay finished the homestand playing the Chicago Bears on a Thursday night for the second consecutive season (11th straight year in primetime).
- ▶ Four of the Packers' next five games will be on the road, including three road games in a row for the first time since 2012.
- ▶ After a trip to play the Atlanta Falcons in Week 8, Green Bay faced the Indianapolis Colts at home for the first time since 2008. The Packers made just their third regular-season visit to Tennessee to play the Titans in Week 10.
- ▶ Green Bay will play two prime-time road games in a row, first traveling to play against the Washington Redskins on a Sunday night in Week 11 and then to Philadelphia to face the Eagles on *Monday Night Football* in Week 12. It marked the 24th consecutive season (1993-2016) that Green Bay has appeared on *MNF*.
- ▶ Green Bay played its first game at home in almost a month when it faced the Houston Texans in Week 13 for just the second time ever at Lambeau Field.
- ▶ Week 14 brings a familiar matchup as the Packers welcome the Seattle Seahawks to Lambeau Field for the second consecutive year. Including the postseason, Green Bay and Seattle will meet for the fifth time in five years.
- ▶ For the first time since 2006, the Packers will finish the regular season with three straight games against NFC North opponents.
- ▶ In Week 15, Green Bay will travel to Chicago to play the Bears. The Packers have won four consecutive games against the Bears in December, three of which were played in Chicago.
- ▶ Green Bay returns home to play the Vikings in Week 16 on Christmas Eve, playing on a Saturday for the first time since 1997. The Packers last played on Christmas Eve in 2004, a 34-31 victory at Minnesota. Including playoffs, Green Bay has a 8-2-1 mark (.773) against the Vikings at Lambeau Field under McCarthy.
- ▶ The Packers will finish the regular season in Detroit for the first time since 1993. Green Bay has won seven of 10 games at Ford Field under McCarthy. It will be only the third time the Packers have played at the Lions during the regular season in the month of January (1983, 1994).



PACKERS VS. SEAHAWKS - WEEK 14

BREAKING DOWN THE ROSTER

The Packers have a 53-man roster that is composed of 24 offensive players, 26 defensive players and three specialists.

- ▶ Of the 53 players on the roster, 48 began their pro careers with the Packers (90.6 percent) and 35 of them (66.0 percent) were draft picks of the Packers. Dating back to 2009, Green Bay has selected nine players in the first round, seven of which are still on the team.
- ▶ Green Bay has 15 players on the roster that began their careers as undrafted free agents, with 13 of those originally signed by Green Bay.
- ▶ Six 2016 undrafted rookie free agents are currently on the roster (WR Geronimo Allison, S Kentrell Brice, CB Makinton Dorleant, S Marwin Evans, CB Josh Hawkins, FB Joe Kerridge).
- ▶ 39.6 percent of the players (21 of 53) on Green Bay's roster entered the league as a sixth-round or seventh-round pick or as an undrafted player.
- ▶ The Packers have five players on the roster that played in the NFL prior to the 2009 season. Three of those players were draft picks of the Packers (QB Aaron Rodgers, K Mason Crosby and WR Jordy Nelson) and two (Rodgers, Nelson) have made at least one Pro Bowl.
- ▶ Only 19 of the 53 players on the roster (35.8 percent) were selected in the first three rounds of the draft, with 17 being drafted by the Packers.
- ▶ Of the 53 players on the roster, 43 of them (81.1 percent) are 28 years old or younger (as of Dec. 11) and 25 players (47.2 percent) are 24 years old or younger.

GREEN BAY'S ROSTER ...

BY AGE (as of Dec. 11)

20-24	25 players
25-28	18 players
29-32	8 players
33-plus	2 players

BY EXPERIENCE

R-1	15 players
2-3	17 players
4-5	8 players
6-9	10 players
10-plus	3 players

BY DRAFT ROUND

1st	9 players
2nd/3rd	10 players
4th/5th	13 players
6th/7th	6 players
Undrafted	15 players



PACKERS IN WEEKLY 2016 TEAM RANKINGS



After Week ...	Opp.	NFL Offense			NFL Defense		
		Total	Rush	Pass	Total	Rush	Pass
1	at Jax	27	16	23	18	1	24
2	at Min	29	19	31	11	1	19
3	DET	28	17	29	13	1	28
4	(bye)	29	16	29	13	1	29
5	NYG	25	12	27	9	1	24
6	DAL	26	16	25	10	3	21
7	CHI	21	19	20	7	1	15
8	at Atl	20	19	22	7	2	16
9	IND	16	19	19	7	1	17
10	at Ten	15	19	14	10	4	16
11	at Was	13	19	10	18	6	23
12	at Phi	11	22	7	13	7	21
13	HOU	13	24	10	13	9	17
14	SEA						
15	at Chi						
16	MIN						
17	at Det						
Packers in 2015		23	12	25t	15	21	6
Packers in 2014		6	11	8	15	23	10
Packers in 2013		3	7	6	25	25	24
Packers in 2012		13	20	9	11	17	11
Packers in 2011		3	27	3	32	14	32
Packers in 2010		9	24	5	5	18	5
Packers in 2009		6	14	7	2	1	5
Packers in 2008		8	17	8	20	26	12
Packers in 2007		2	21	2	11	14	12
Packers in 2006		9	23	8	12	13	17
Packers in 2005		18	30	7	7	23	1
Packers in 2004		3	10	3	25	14	25
Packers in 2003		4	3	16	17	10	23
Packers in 2002		12	12	10	12	21	3
Packers in 2001		6	21	3	12	16	15
Packers in 2000		15	23	8	15	8	19
Packers in 1999		9	21	7	19	22	18
Packers in 1998		5	25	3	4	4	10
Packers in 1997		4	12	3	7	20	8
Packers in 1996		5	11	5	1	4	1
Packers in 1995		7	26	3	14	7	21
Packers in 1994		9	19	9	6	3	15
Packers in 1993		19	22	18	2	8	7
Packers in 1992		15	21	9	23	16	23



PACKERS STARTERS – OFFENSE

WR Jordy Nelson, 9th Year, Kansas State, D2a-08

- ▶ Tied for No. 2 in the NFL with 10 receiving touchdowns this season.
- ▶ Has 59 career receiving TDs, ranking No. 4 in Packers history. Trails Donald Driver (61) for the third most.
- ▶ For the first time in his career, posted a touchdown reception in each of the first four games of the season, becoming the first Packer to do so since WR Bill Schroeder in 2001.
- ▶ His five touchdown receptions in the first four games this year tied for the fourth most in franchise history.
- ▶ Missed all of the 2015 season due to a knee injury.
- ▶ Finished the 2014 regular season ranked fourth in receiving yards (1,519), seventh in receptions (98) and tied for second in receiving touchdowns (13). Earned first selection to the Pro Bowl.
- ▶ Led the team in 2013 with 85 catches for 1,314 yards and eight TDs. Ranked No. 10 in the NFL that season in receiving yards.
- ▶ With 15 TD catches in 2011, became only the third player in franchise history to catch 15 or more TDs in a season, joining WRs Sterling Sharpe (18 in 1994) and Don Hutson (17 in 1942).

LT David Bakhtiari, 4th Year, Colorado, D4a-13

- ▶ Has started all but two games at LT since the start of the 2013 regular season. Missed the final two games of the 2015 regular season due to injury.
- ▶ Started all 16 games at left tackle in 2013, the only rookie in the NFL to do so in 2013 and the first Packer rookie to do so since the league went to a 16-game schedule in 1978.
- ▶ Became just the fourth Green Bay rookie to start at LT in the season opener since the 1970 AFL-NFL merger and the first since 1985.

LG Lane Taylor, 4th Year, Oklahoma State, FA-13

- ▶ Has played in 42 regular-season games for Green Bay with 14 starts.
- ▶ Made the first starts of his career in 2015, opening at RG at Detroit in Week 13 in place of an injured T.J. Lang and at LG in Week 17 vs. Minnesota with Josh Sitton sliding to LT in place of an injured David Bakhtiari.
- ▶ A four-year letterman at OSU, starting 47 of 50 games played at right guard. Unanimous first-team All-Big 12 selection by the conference's coaches as a senior.

C JC Tretter, 4th Year, Cornell, D4b-13

- ▶ Started the first seven games this season before a knee injury sidelined him for Weeks 9-13. Set career highs with 16 games played and three starts (all at C) during the 2015 regular season. Also started at LT in the NFC Wild Card game at Washington.
- ▶ Has seen game action at C, LG and both T spots during his career.
- ▶ Was on track to be the starting C in 2014, opening at that position for the first three preseason games, but sustained a knee injury vs. Oakland (Aug. 22) that would sideline him for the first half of the season. Returned to play in the final eight games and both postseason contests.
- ▶ Grew from a high school quarterback, running back and slot receiver into an All-American LT in college, starting 20 consecutive games in his final two seasons at Cornell.

RG T.J. Lang, 8th Year, Eastern Michigan, D4-09

- ▶ Has started games at four different positions on the line as a pro (56 at RG, 27 at LG, five at RT, two at LT). Played C in Week 10 in 2013.
- ▶ Has started 87 contests since 2011, most by a Packers' offensive player.
- ▶ Started games at both tackle spots in his first season (2009) and became the first Packers rookie to start consecutive games at left tackle since Chad Clifton in 2000.
- ▶ Began his college career as a defensive lineman, but converted to the offensive line as a sophomore and started 36 straight games (10 at RT, 26 at LT) over his final three years.

RT Bryan Bulaga, 7th Year, Iowa, D1-10

- ▶ Has started 39 of 44 games since the start of the 2014 season.
- ▶ Missed the second part of the 2012 season after suffering a hip injury vs. Arizona on Nov. 4 and missed all of the 2013 season after injuring his knee on Aug. 3.
- ▶ Started 37 games at RT in his first three seasons in the league.
- ▶ Started the final 12 games of 2010 and the entire postseason at right tackle after taking over for veteran Mark Tauscher (shoulder).
- ▶ Named to the *Pro Football Weekly*/PFWA All-Rookie team in 2010.
- ▶ Capped his rookie season by becoming the youngest player at the time, according to STATS LLC, to ever start in the Super Bowl (21 years, 322 days).

TE Jared Cook, 8th Year, South Carolina, FA-16

- ▶ In Week 11, registered 105 yards and a touchdown on five receptions (17.5 avg.). According to the Elias Sports Bureau, Cook became only the second TE (Benjamin Watson) to register a 100-yard receiving game with three different franchises.
- ▶ Signed with the Packers as a free agent in March 2016 after spending three seasons with the St. Louis Rams (2013-15) and four with the Tennessee Titans (2009-12).
- ▶ Has posted at least 35 receptions in each of the last five seasons (2011-15), one of only five active tight ends in the NFL to do so (Antonio Gates, Jimmy Graham, Rob Gronkowski, Greg Olsen).
- ▶ Holds the single-game franchise record for the most receiving yards by a tight end for both the Titans (169 vs. Jacksonville, Dec. 24, 2011) and the Rams (141 vs. Arizona, Sept. 8, 2013).

WR Randall Cobb, 6th Year, Kentucky, D2-11

- ▶ Ranks No. 3 on the team with 57 receptions this season.
- ▶ Leads the team with a 13.5 punt return average this season.
- ▶ Posted the 12th 100-yard receiving game of his career in Week 4 (108 on nine receptions) and tied his single-game high for receptions (11 for 95 yards and a TD) in Week 7.
- ▶ Led the team in receptions (79), was No. 2 in receiving yards (829) and was No. 3 in touchdown receptions (six) in 2015.
- ▶ Set a new single-season career high with five 100-yard receiving games during the 2014 season (three-2012). Earned first trip to the Pro Bowl.
- ▶ His career-best 91 receptions in 2014 were the seventh most in team history.
- ▶ Finished the regular season tied for fourth in the NFL with 12 touchdown receptions in 2014.
- ▶ Before suffering a knee injury in Week 6 in 2013, led the team in receptions with 29 and was No. 2 in receiving yards with 378.
- ▶ Set a franchise single-season record with a league-high 2,342 combined net yards in 2012, topping the previous team mark of 2,250 yards by RB Ahman Green in 2003.

QB Aaron Rodgers, 12th Year, California, D1-05

- ▶ In 131 regular-season starts (86-45 record), has posted 47 games with 300-plus passing yards, 77 without an interception and 73 with a 100-plus passer rating (min. 15 attempts).
- ▶ Earned his fifth selection to the Pro Bowl in 2015, passing Bart Starr (1960-62, 1966) for the second-most selections by a Green Bay quarterback behind Brett Favre's nine (1992-93, 1995-97, 2001-03, 2007).
- ▶ His career passer rating of 103.5 ranks No. 1 in NFL history.
- ▶ Finished the 2014 regular season ranked No. 2 in the NFL in passer rating (112.2), touchdown percentage (7.3), No. 1 in interception percentage (1.0) and No. 3 in touchdown passes (38).
- ▶ Recorded a passer rating of at least 120.0 in seven regular-season games in 2014, setting a single-season career high and tying for the third most in a single season in the NFL, dating back to 1960.
- ▶ Posted 21,332 passing yards from 2008-12, which ranks No. 1 in league history for the most passing yards by a QB in his first five seasons as a starter (previous record was Peyton Manning, 20,618, 1998-2002).
- ▶ In 2011, set an NFL record with a 122.5 passer rating and set franchise marks for TD passes (45), passing yards (4,643), completion percentage (68.3), yards per attempt (9.25) and 300-yard games (eight) on his way to earning NFL Most Valuable Player honors from *The Associated Press*.

RB James Starks, 7th Year, Buffalo, D6-10

- ▶ Has started 13 of 71 career games played during the regular season.
- ▶ Set career highs in starts (four), rushing yards (601), receptions (43), receiving yards (392), receiving TDs (three) and yards from scrimmage (993) last season.
- ▶ In 2015, he put together two of the finest rushing games of his career. In Week 2, he carried the ball 20 times for 95 yards (4.8 avg.), and in Week 6, he racked up 112 yards on just 10 carries (11.2 avg.), becoming the first Packers player to rush for 100-plus yards on 10 or fewer carries since RB Brandon Jackson at Washington on Oct. 10, 2010 (115 yards on 10 carries). He also registered a 65-yard touchdown against San Diego, the longest by a Green Bay player since RB DeShawn Wynn's 73-yard touchdown vs. Detroit on Dec. 28, 2008.

FB Aaron Ripkowski, 2nd Year, Oklahoma, D6a-15

- ▶ Scored his first career rushing touchdown in Week 12 and followed it up with one in Week 13.
- ▶ Set career highs with 34 yards on six carries (5.7 avg.) in Week 8.
- ▶ Played in 15 games as a rookie, seeing action primarily on special teams.



PACKERS STARTERS – DEFENSE

DE Kenny Clark, Rookie, UCLA, D1-16

- ▶ Ranks No. 3 on the Packers' defensive line in tackles (27).
- ▶ Became the youngest player to appear in a season opener for the Packers since Arnie Herber (20 years old) in 1930.
- ▶ Earned third-team All-America honors from *The Associated Press* and first-team All-Pacific-12 recognition from the coaches and media as a junior in 2015.
- ▶ Was a team co-captain in '15 and recorded career highs in tackles (75), tackles for a loss (11) and sacks (six). Also ranked third on the team with five pass breakups.

NT Letroy Guion, 9th Year, Florida State, FA-14

- ▶ Leads the Packers defensive-line with 37 tackles this season.
- ▶ Has started 31 of the 40 regular-season games he has played in since the start of the 2014 season.
- ▶ Signed with Green Bay during the 2014 offseason after spending his first six NFL seasons with the Minnesota Vikings.
- ▶ Started all 28 games he appeared in for Minnesota in 2012-13, recording 72 tackles (32 solo) and three sacks over that span.
- ▶ Was the only Viking to block a field goal in both 2011 and 2012.

DT Mike Daniels, 5th Year, Iowa, D4a-12

- ▶ Ranks third on the team with 19.0 sacks since the start of the 2013 regular season (LB Julius Peppers-24.0 / LB Clay Matthews-29.0).
- ▶ Led the defensive line in both tackles and sacks each of that last two seasons.
- ▶ Returned a fumble 43 yards for a TD vs. Detroit in Week 14 of 2012, the longest fumble return for a TD by a rookie in franchise history.
- ▶ Starred as an interior pass rusher at Iowa, posting a team-high 24.5 tackles for a loss and 13 sacks from 2010-11.

LOLB Nick Perry, 5th Year, Southern California, D1-12

- ▶ Leads the team with a career-high eight sacks this season.
- ▶ Registered multiple sacks in each of his first five seasons in the NFL and has posted a two-sack game in each of the last four seasons (2013-16).
- ▶ Has totaled six sacks in five playoff games, including 3.5 in the 2015 postseason which tied Clay Matthews (2010) for the franchise record in a single postseason.
- ▶ His six postseason sacks rank No. 3 in franchise history behind Matthews (10) and Reggie White (eight) and are the most in team history (since 1982) by a player in his first five games with Green Bay.

ILB Jake Ryan, 2nd Year, Michigan, D4-15

- ▶ Ranks No. 2 on the team with 65 tackles on the season.
- ▶ Started the final five games of the regular season and both playoff contests in 2015.
- ▶ Recorded a team-best nine tackles (eight solo) and one fumble recovery in Week 13 last season at Detroit in his first pro start.
- ▶ Served as a team captain for his final two seasons at Michigan and was a three-time winner (2012-14) of the Roger Zatkoff Award, given to the Wolverines top linebacker. He was the only player to win the award (est. 1991) three times.
- ▶ Joined LB John Anderson (first round, 26th overall) as the only Michigan linebackers ever drafted by Green Bay.
- ▶ Started 41 of 46 games played in college, appearing at inside linebacker as a senior after spending his first three seasons at outside linebacker and defensive end.

ILB Blake Martinez, Rookie, Stanford, D4a-16

- ▶ Ranks No. 4 on the team with 58 tackles this season. Has started nine of 10 games he has played in this year.
- ▶ Became the first rookie to start on defense for Green Bay in Week 1 since Nick Perry in 2012.
- ▶ Finished collegiate career with 257 tackles (137 solo), 13.5 tackles for a loss, 6.5 sacks, five interceptions and five forced fumbles in 51 games played.
- ▶ Started all 27 games played in his final two seasons, leading the team in tackles as a junior (102) and senior (141).
- ▶ Led the Pacific-12 and ranked No. 7 nationally with 141 tackles (75 solo) as a senior, averaging a conference-best 10.1 tackles per game.

ROLB Clay Matthews, 8th Year, Southern California, D1b-09

- ▶ For the first time in his career, recorded at least one sack in each of the first three regular-season games he played in.
- ▶ Selected to his sixth Pro Bowl and first as an inside linebacker in 2015 after recording 6.5 sacks (second on the team), 15 QB hits (No. 1 on the team), and a career-high 85 tackles (No. 2 on the team).
- ▶ With 71.5 career sacks, passed Reggie White (68.5) for the second most sacks in Packers history (Kabeer Gbaja-Biamila, 74.5).
- ▶ With a team-high 11.0 sacks in 2014, is tied for the most 10-plus sack seasons in franchise history (four).
- ▶ Is the only player in franchise history to score a defensive TD (interception or fumble return) in each of his first three seasons in the NFL (2009-11).

LCB Damarious Randall, 2nd Year, Arizona State, D1-15

- ▶ Played in 15 games with nine starts (six at LCB, two at RCB, one in the slot) in 2015 and tied for the team lead and No. 2 among NFL rookies with three interceptions, including one he returned for a TD. Finished with a team-best 16 passes defended.
- ▶ Named the NFL's Defensive Rookie of the Month for November 2015, joining CB Casey Hayward (October 2012) as the only Green Bay defensive backs to win the award.
- ▶ Earned first-team All-Pacific-12 honors at safety as a senior in 2014 after he led the Sun Devils in tackles (106) and passes defended (12) and tied for the team lead with three interceptions.

RCB Quinten Rollins, 2nd Year, Miami (Ohio), D2-15

- ▶ Has started seven of the nine games (three at LCB, three as the third CB) he has appeared in this season. Missed Weeks 6-8 with a groin injury.
- ▶ Played in 14 games with four starts (two at LCB, two at RCB) in 2015.
- ▶ Tied for No. 3 on the team and No. 4 among NFL rookies with two interceptions last season.
- ▶ Returned his first career interception 45 yards for a touchdown, becoming the first Packers rookie to record a pick-six since S Marques Anderson in 2002 (vs. Detroit, Nov. 10).
- ▶ Played one season of college football and was named Mid-American Conference Defensive Player of the Year and first-team All-MAC.

SS Morgan Burnett, 7th Year, Georgia Tech, D3-10

- ▶ Tied for No. 1 among NFL safeties with a career-best three sacks this season. Ranks No. 1 on the team with 74 tackles.
- ▶ Missed five games due to injury in 2015, but finished No. 4 on the team with 54 solo tackles.
- ▶ Totaled a team-high 125 tackles in 2014, the second most of his career (137 in 2012). Ranked No. 2 on the team with 106 tackles (77 solo) in 2013, despite missing the first three games due to injury. Recovered three fumbles, including one for a TD, and added nine passes defended.
- ▶ Participated in all 1,088 plays for Green Bay's defense in 2012, one of only four non-OL in the NFL to appear in 100 percent of his team's snaps.
- ▶ Started the first four games of the 2010 season at SS before sustaining a season-ending knee injury vs. Detroit in Week 4.

FS Ha Ha Clinton-Dix, 3rd Year, Alabama, D1-14

- ▶ According to STATS, joins Ravens S Eric Weddle and Eagles S Rodney McLeod are the only safeties with one or more forced fumbles and three interceptions this season.
- ▶ Posted a career high in Week 9 with two INTs and became the first Green Bay safety to register two INTs in a game since Morgan Burnett did so vs. Minnesota on Dec. 2, 2012. He joined CB Al Harris (vs. New Orleans, Oct. 9, 2005) as the only players to post two INTs in a first quarter for the Packers since 1993.
- ▶ Led the team in tackles in 2015 with 117 (97 solo) and was tied for fourth on the team in interceptions (two).
- ▶ According to STATS, his three sacks during the 2015 regular season tied for the fifth most in a single regular season by a Packers safety (since 1982) and the most since Mark Roman recorded 3.5 in 2004.
- ▶ Started every game in 2015 after starting 10 of 16 games as a rookie when he finished second on the team in tackles (95).
- ▶ Was a consensus All-America selection in 2013 as a junior, earning first-team recognition from *The Associated Press*, the Football Writers Association of America and *Sporting News*.



2016 REGULAR-SEASON STATISTICS

	Packers	Opponents
TOTAL FIRST DOWNS	264	232
Rushing	67	59
Passing	168	155
Penalty	29	18
3rd Down: Made/Att.	78/163	63/152
3rd Down Pct.	47.9	41.4
4th Down: Made/Att.	7/15	9/14
4th Down Pct.	46.7	64.3
POSSESSION AVG.	31:18	28:42
TOTAL NET YARDS	4323	4166
Avg. Per Game	360.3	347.2
Total Plays	786	718
Avg. Per Play	5.5	5.8
NET YARDS RUSHING	1189	1115
Avg. Per Game	99.1	92.9
Total Rushes	275	290
NET YARDS PASSING	3134	3051
Avg. Per Game	261.2	254.3
Sacked/Yards Lost	25/166	30/221
Gross Yards	3300	3272
Att./Completions	486/311	398/258
Completion Pct.	64.0	64.8
HAD INTERCEPTED	8	8
PUNTS/AVERAGE	37/44.7	44/43.5
Net Punting Avg.	40.0	39.1
PENALTIES/YARDS	74/617	83/761
FUMBLES/BALL LOST	20/9	9/4
TOUCHDOWNS	34	35
Rushing	5	9
Passing	29	24
Returns	0	2

SCORE BY PERIODS	Q1	Q2	Q3	Q4	OT	PTS
PACKERS	65	104	28	98	0	295
OPPONENTS	76	88	62	76	0	302

SCORING	TD	-Ru	-Pa	-Rt	K-PAT	FG	S	PTS
Mason Crosby	0	0	0	0	29/31	20/23	0	89
Jordy Nelson	10	0	10	0	0	0	0	60
Davante Adams	8	0	8	0	0	0	0	48
Randall Cobb	4	0	4	0	0	0	0	24
Aaron Rodgers	3	3	0	0	0	0	0	20
Aaron Ripkowski	2	2	0	0	0	0	0	12
James Starks	2	0	2	0	0	0	0	12
Geronimo Allison	1	0	1	0	0	0	0	6
Jared Cook	1	0	1	0	0	0	0	6
Trevor Davis	1	0	1	0	0	0	0	6
Jeff Janis	1	0	1	0	0	0	0	6
Richard Rodgers	1	0	1	0	0	0	0	6
PACKERS	34	5	29	0	29/31	20/23	0	295
OPPONENTS	35	9	24	2	29/31	21/22	0	302

2-Pt Conversions: A.Rodgers, Packers 1-3, Opponents 0-4

SACKS: Nick Perry 8, Julius Peppers 6.5, Clay Matthews 4, Morgan Burnett 3, Mike Daniels 3, Kyle Fackrell 2, Micah Hyde 1, Dean Lowry 1, Team 1, Clinton-Dix 0.5, PACKERS 30, OPPONENTS 25

RUSHING	No	Yds	Avg	Long	TD
Eddie Lacy	71	360	5.1	31	0
Aaron Rodgers	49	301	6.1	23	3
Ty Montgomery	35	187	5.3	30	0
James Starks	61	142	2.3	11	0
Aaron Ripkowski	22	87	4.0	13	2
Randall Cobb	10	33	3.3	14	0
Don Jackson	10	32	3.2	7	0
Christine Michael	10	23	2.3	7	0
Jeff Janis	1	19	19.0	19	0
Knile Davis	5	5	1.0	4	0
Brett Hundley	1	0	0.0	0	0
PACKERS	275	1189	4.3	31	5
OPPONENTS	290	1115	3.8	75t	9

PASSING	Att	Cmp	Yds	Cmp%	Yds/Att	TD	TD%	Int	Int%	Long	Sack/Lost	Rating
Aaron Rodgers	479	309	3283	64.5	6.85	29	6.1	7	1.5	58	25/166	98.5
Brett Hundley	7	2	17	28.6	2.43	0	0.0	1	14.3	9	0/0	0.0
PACKERS	486	311	3300	64.0	6.79	29	6.0	8	1.6	58	25/166	96.7
OPPONENTS	398	258	3272	64.8	8.22	24	6.0	8	2.0	73t	30/221	102.1

RECEIVING	No	Yds	Avg	Long	TD
Jordy Nelson	69	872	12.6	58	10
Davante Adams	59	793	13.4	50	8
Randall Cobb	57	577	10.1	47	4
Ty Montgomery	32	268	8.4	18	0
Richard Rodgers	25	219	8.8	22	1
James Starks	19	134	7.1	31t	2
Jared Cook	16	184	11.5	47	1
Jeff Janis	10	85	8.5	25	1
Aaron Ripkowski	7	31	4.4	9	0
Justin Perillo	4	35	8.8	13	0
Eddie Lacy	4	28	7.0	17	0
Geronimo Allison	3	38	12.7	17	1
Trevor Davis	3	24	8.0	9t	1
Knile Davis	2	4	2.0	10	0
Jared Abbrederis	1	8	8.0	8	0
PACKERS	311	3300	10.6	58	29
OPPONENTS	258	3272	12.7	73t	24

INTERCEPTIONS	No	Yds	Avg	Long	TD
Ha Ha Clinton-Dix	3	32	10.7	20	0
Damarious Randall	1	44	44.0	44	0
Joe Thomas	1	9	9.0	9	0
Blake Martinez	1	4	4.0	4	0
Morgan Burnett	1	0	0.0	0	0
Nick Perry	1	0	0.0	0	0
PACKERS	8	89	11.1	44	0
OPPONENTS	8	85	10.6	33	0

PUNTING	No	Yds	Avg	Net	TB	In 20	LG	Blk
Jacob Schum	37	1653	44.7	40.0	3	11	65	0
PACKERS	37	1653	44.7	40.0	3	11	65	0
OPPONENTS	44	1915	43.5	39.1	1	19	67	0

PUNT RETURNS	Ret	FC	Yds	Avg	Long	TD
Trevor Davis	9	11	115	12.8	55	0
Randall Cobb	4	2	54	13.5	23	0
Marvin Evans	1	0	0	0.0	0	0
Micah Hyde	1	5	2	2.0	2	0
Damarious Randall	1	0	2	2.0	2	0
PACKERS	16	18	173	10.8	55	0
OPPONENTS	12	10	114	9.5	18	0

KICKOFF RETURNS	No	Yds	Avg	Long	TD
Ty Montgomery	11	252	22.9	40	0
Jeff Janis	5	98	19.6	28	0
Trevor Davis	3	64	21.3	26	0
Knile Davis	1	18	18.0	18	0
Richard Rodgers	1	0	0.0	0	0
PACKERS	21	432	20.6	40	0
OPPONENTS	27	755	28.0	99t	1

FIELD GOALS	1-19	20-29	30-39	40-49	50+
Mason Crosby	0/0	6/6	10/12	4/5	0/0
PACKERS	0/0	6/6	10/12	4/5	0/0
OPPONENTS	0/0	4/4	6/6	7/8	4/4

Crosby: (25G, 20G) () (36G, 46G) (44G, 33G, 25G) (37G, 43G, 34G) (32G, 40G, 31B) (29G) (34G, 48N, 27G) (29G, 38G) (36G, 36N) (33G, 32G) ()
Opponents: (26G, 39G, 50G) (46G) (42G, 43N, 50G) (47G, 41G, 30G) (44G, 22G, 32G) (39G) (36G, 40G) (28G) (51G, 23G) (37G) (48G, 50G) ()



2016 REGULAR-SEASON DEFENSIVE STATISTICS

Official totals – based on coaches' film review, through Week 13 vs. Houston

Player	Total			Sacks/ Yards	Int/ Yards	Fum Rec	For Fum	Pass Def
	Tackles	Solo	Asst					
Morgan Burnett	74	64	10	3.0/26.0	1/0	1	0	11
Jake Ryan	65	47	18	0.0/0.0	0/0	0	0	3
Ha Ha Clinton-Dix	63	55	8	0.5/3.0	3/32	0	1	5
Blake Martinez	58	43	15	0.0/0.0	1/4	0	0	5
Nick Perry	57	40	17	8.0/51.5	1/0	0	0	4
LaDarius Gunter	49	41	8	0.0/0.0	0/0	0	2	11
Micah Hyde	48	38	10	1.0/6.0	0/0	0	0	3
Joe Thomas	48	36	12	0.0/0.0	1/9	1	0	5
Letroy Guion	37	17	20	0.0/0.0	0/0	0	0	1
Mike Daniels	31	19	12	3.0/32.0	0/0	0	0	1
Kenny Clark	27	10	17	0.0/0.0	0/0	1	0	1
Quinten Rollins	24	18	6	0.0/0.0	0/0	0	0	7
Julius Peppers	22	17	5	6.5/39.5	0/0	0	1	3
Clay Matthews	21	17	4	4.0/30.0	0/0	0	0	0
Damarius Randall	21	17	4	0.0/0.0	1/44	0	0	4
Datone Jones	21	16	5	0.0/0.0	0/0	0	0	2
Demetri Goodson	14	11	3	0.0/0.0	0/0	0	0	2
Kyler Fackrell	9	9	0	2.0/15.0	0/0	0	1	1
Jayrone Elliott	8	6	2	0.0/0.0	0/0	0	0	0
Mike Pennel	8	2	6	0.0/0.0	0/0	0	0	1
Kentrell Brice	7	7	0	0.0/0.0	0/0	0	0	1
Dean Lowry	6	4	2	1.0/10.0	0/0	0	0	1
Sam Shields	5	4	1	0.0/0.0	0/0	0	0	0
Christian Ringo	4	1	3	0.0/0.0	0/0	0	0	0
Carl Bradford	2	1	1	0.0/0.0	0/0	0	0	0
Josh Hawkins	0	0	0	0.0/0.0	0/0	0	0	1
TEAM	0	0	0	1.0/10.0	0/0	0	0	0
Totals	729	540	189	30.0/221.0	8/89	3	5	73

SPECIAL TEAMS

Player	TT	FR	FF
Jayrone Elliott	10	0	0
Kyler Fackrell	7	0	0
Kentrell Brice	6	0	0
Marwin Evans	5	0	0
Blake Martinez	4	0	0
Micah Hyde	3	0	0
Aaron Ripkowski	3	0	0
Chris Banjo	2	0	0
Ha Ha Clinton-Dix	2	0	0
Josh Hawkins	2	0	0
Jeff Janis	2	0	0
Joe Kerridge	2	0	0
Damarius Randall	2	0	0
Joe Thomas	2	0	0
Carl Bradford	1	0	0
Morgan Burnett	1	0	0
Ty Montgomery	1	0	0
Jake Ryan	1	0	0
Totals	56	0	0

MISCELLANEOUS

Player	Tackles
Davante Adams	2
Bryan Bulaga	2
Richard Rodgers	2
JC Tretter	2
Randall Cobb	1
Jared Cook	1
Ty Montgomery	1
Kyle Murphy	1
Justin Perillo	1
Jason Spriggs	1
Lane Taylor	1
Totals	15

Player	FF
Randall Cobb	1
Totals	1

Player	FR
Randall Cobb	1
Jared Cook	1
Brett Hundley	1
Aaron Rodgers	1
James Starks	1
Jason Spriggs	1
JC Tretter	1
Totals	7



THE DOPE SHEET

OFFICIAL PROGRAM AND PUBLICATION, ACFM-PANORAMA FOOTBALL TEAM



No	ALPHABETICAL ROSTER	Pos	Ht	Wt	Birthdate	NFL Exp	College	High School	Hometown
17	Adams, Davante	WR	6-1	215	12/24/92	3	Fresno State		Palo Alto, Calif.
81	Allison, Geronimo	WR	6-3	202	1/18/94	R	Illinois		Riverview, Fla.
69	Bakhtiari, David	T	6-4	310	9/30/91	4	Colorado		San Mateo, Calif.
67	Barclay, Don	T/G	6-4	305	4/18/89	5	West Virginia		Harmony, Pa.
54	Bradford, Carl	LB	6-1	248	8/15/92	2	Arizona State		Norco, Calif.
29	Brice, Kentrell	S	5-11	200	8/11/94	R	Louisiana Tech		Ruston, La.
75	Bulaga, Bryan	T	6-5	314	3/21/89	7	Iowa		Woodstock, Ill.
42	Burnett, Morgan	S	6-1	209	1/13/89	7	Georgia Tech		College Park, Ga.
97	Clark, Kenny	DT	6-3	314	10/4/95	R	UCLA		Rialto, Calif.
21	Clinton-Dix, Ha Ha	S	6-1	208	12/21/92	3	Alabama		Orlando, Fla.
18	Cobb, Randall	WR	5-10	192	8/22/90	6	Kentucky		Alcoa, Tenn.
89	Cook, Jared	TE	6-5	254	4/7/87	8	South Carolina		Birmingham, Ala.
2	Crosby, Mason	K	6-1	207	9/3/84	10	Colorado		Georgetown, Texas
76	Daniels, Mike	DT	6-0	310	5/5/89	5	Iowa		Blackwood, N.J.
11	Davis, Trevor	WR	6-1	188	7/4/93	R	California		Martinez, Calif.
20	Dorleant, Makinton	CB	5-11	182	10/6/92	R	Northern Iowa		Naples, Fla.
91	Elliott, Jayrone	LB	6-3	255	11/11/91	3	Toledo		Cleveland, Ohio
25	Evans, Marwin	S	5-11	211	4/10/93	R	Utah State		Oak Creek, Wis.
51	Fackrell, Kyler	LB	6-5	245	11/25/91	R	Utah State		Mesa, Ariz.
61	Goode, Brett	LS	6-1	255	11/2/84	9	Arkansas		Fort Smith, Ark.
98	Guion, Letroy	DT	6-4	322	6/21/87	9	Florida State		Starke, Fla.
36	Gunter, LaDarius	CB	6-2	201	5/13/92	2	Miami		Montgomery, Ala.
28	Hawkins, Josh	CB	5-10	189	1/23/93	R	East Carolina		Kernersville, N.C.
7	Hundley, Brett	QB	6-3	226	6/15/93	2	UCLA		Chandler, Ariz.
33	Hyde, Micah	DB	6-0	197	12/31/90	4	Iowa		Fostoria, Ohio
83	Janis, Jeff	WR	6-3	219	6/24/91	3	Saginaw Valley State		Tawas City, Mich.
95	Jones, Datone	DE/LB	6-4	285	7/24/90	4	UCLA		Compton, Calif.
40	Kerridge, Joe	FB	6-0	245	9/17/92	R	Michigan		Traverse City, Mich.
70	Lang, T.J.	G	6-4	318	9/20/87	8	Eastern Michigan		Birmingham, Mich.
63	Linsley, Corey	C	6-3	301	7/27/91	3	Ohio State		Boardman, Ohio
94	Lowry, Dean	DE	6-6	296	6/9/94	R	Northwestern		Rockford, Ill.
50	Martinez, Blake	LB	6-2	237	1/9/94	R	Stanford		Oro Valley, Ariz.
52	Matthews, Clay	LB	6-3	255	5/14/86	8	Southern California		Agoura Hills, Calif.
32	Michael, Christine	RB	5-10	220	11/9/90	4	Texas A&M		Beaumont, Texas
88	Montgomery, Ty	WR	6-0	216	1/22/93	2	Stanford		Dallas, Texas
68	Murphy, Kyle	T	6-6	305	12/11/93	R	Stanford		San Clemente, Calif.
87	Nelson, Jordy	WR	6-3	217	5/31/85	9	Kansas State		Manhattan, Kan.
64	Pennel, Mike	DT	6-4	332	5/9/91	3	Colorado State-Pueblo		Aurora, Colo.
56	Peppers, Julius	LB	6-7	287	1/18/80	15	North Carolina		Bailey, N.C.
53	Perry, Nick	LB	6-3	265	4/12/90	5	Southern California		Detroit, Mich.
23	Randall, Damarious	CB	5-11	196	8/29/92	2	Arizona State		Pensacola, Fla.
99	Ringo, Christian	DT	6-1	298	3/10/92	1	Louisiana-Lafayette		Jackson, Miss.
22	Ripkowski, Aaron	FB	6-1	246	12/20/92	2	Oklahoma		Dayton, Texas
12	Rodgers, Aaron	QB	6-2	225	12/2/83	12	California		Chico, Calif.
82	Rodgers, Richard	TE	6-4	257	1/22/92	3	California		Shrewsbury, Mass.
24	Rollins, Quinten	CB	5-11	195	7/15/92	2	Miami (Ohio)		Wilmington, Ohio
47	Ryan, Jake	LB	6-2	240	2/27/92	2	Michigan		Cleveland, Ohio
10	Schum, Jacob	P	5-10	211	1/21/89	2	Buffalo		Hamburg, N.Y.
78	Spriggs, Jason	T	6-6	301	5/17/94	R	Indiana		Elkhart, Ind.
44	Starks, James	RB	6-2	218	2/25/86	7	Buffalo		Niagara Falls, N.Y.
65	Taylor, Lane	G	6-3	324	11/22/89	4	Oklahoma State		Arlington, Texas
48	Thomas, Joe	LB	6-1	227	5/6/91	2	South Carolina State		Blackville, S.C.
73	Tretter, JC	C/G	6-4	307	2/12/91	4	Cornell		Akron, N.Y.

INJURED RESERVE

38	Crockett, John	RB	6-0	217	2/16/92	1	North Dakota State		Minneapolis, Minn.
39	Goodson, Demetri	CB	5-11	197	6/11/89	3	Baylor		Spring, Texas
34	Jackson, Don	RB	5-10	208	9/7/93	R	Nevada		Elk Grove, Calif.
27	Lacy, Eddie	RB	5-11	234	6/2/90	4	Alabama		Geismar, La.
37	Shields, Sam	CB	5-11	184	12/8/87	7	Miami		Sarasota, Fla.

PRACTICE SQUAD

6	Callahan, Joe	QB	6-1	216	6/4/93	R	Wesley		Absecon, N.J.
86	Cajuste, Devon	TE	6-4	235	1/31/93	R	Stanford		Flushing, N.Y.
57	Flores, Jacob	C	6-3	300	11/25/93	R	Dartmouth		Arlington, Texas
93	Gilbert, Reggie	LB	6-3	261	4/1/93	R	Arizona		Laveen, Ariz.
49	Mathews, Derrick	LB	6-0	232	9/25/92	1	Houston		Houston, Texas
62	Patrick, Lucas	G	6-3	313	7/30/93	R	Duke		Brentwood, Tenn.
96	Price, Brian	DT	6-3	318	6/24/94	R	Texas San Antonio		Lafayette, Ind.
85	Sandland, Beau	TE	6-5	252	2/23/93	R	Montana State		Simi Valley, Calif.
26	Waters, Herb	CB	6-0	188	11/10/92	R	Miami		Homestead, Fla.
35	Whitehead, Jermaine	S	5-11	195	3/12/93	1	Auburn		Greenwood, Miss.

No	NUMERICAL ROSTER	Pos	Ht	Wt	Age	NFL Exp	College	How Acquired	Reg. season GP/GS/DNP/IA
2	Mason Crosby	K	6-1	207	32	10	Colorado	D6c-07	12/0/0/0
7	Brett Hundley	QB	6-3	226	23	2	UCLA	D5-15	2/0/10/0
10	Jacob Schum	P	5-10	211	27	2	Buffalo	W-16 (T.B.)	12/0/0/0
11	Trevor Davis	WR	6-1	188	23	R	California	D5-16	10/0/0/2
12	Aaron Rodgers	QB	6-2	225	33	12	California	D1-05	12/12/0/0
17	Davante Adams	WR	6-1	215	23	3	Fresno State	D2-14	12/11/0/0
18	Randall Cobb	WR	5-10	192	26	6	Kentucky	D2-11	11/10/0/1
20	Makinton Dorleant	CB	5-11	182	24	R	Northern Iowa	FA-16	0/0/0/1
21	Ha Ha Clinton-Dix	S	6-1	208	23	3	Alabama	D1-14	12/12/0/0
22	Aaron Ripkowski	FB	6-1	246	23	2	Oklahoma	D6a-15	12/4/0/0
23	Damarious Randall	CB	5-11	196	24	2	Arizona State	D1-15	6/6/0/6
24	Quinten Rollins	CB	5-11	195	24	2	Miami (Ohio)	D2-15	9/7/0/3
25	Marwin Evans	S	5-11	211	23	R	Utah State	FA-16	12/0/0/0
28	Josh Hawkins	CB	5-10	189	23	R	East Carolina	FA-16	10/0/0/2
29	Kentrell Brice	S	5-11	200	22	R	Louisiana Tech	FA-16	12/0/0/0
32	Christine Michael	RB	5-10	220	26	4	Texas A&M	W-16 (Sea.)	11/7/0/1
33	Micah Hyde	DB	6-0	197	25	4	Iowa	D5a-13	12/8/0/0
36	LaDarius Gunter	CB	6-2	201	24	2	Miami	FA-15	12/11/0/0
40	Joe Kerridge	FB	6-0	245	24	R	Michigan	FA-16	4/0/0/0
42	Morgan Burnett	S	6-1	209	27	7	Georgia Tech	D3-10	11/11/0/1
44	James Starks	RB	6-2	218	30	7	Buffalo	D6-10	8/4/0/4
47	Jake Ryan	LB	6-2	240	24	2	Michigan	D4-15	10/8/0/2
48	Joe Thomas	LB	6-1	227	25	2	South Carolina State	FA-15 (PS-Dal.)	12/3/0/0
50	Blake Martinez	LB	6-2	237	22	R	Stanford	D4a-16	10/9/0/2
51	Kyler Fackrell	LB	6-5	245	25	R	Utah State	D3-16	10/0/0/2
52	Clay Matthews	LB	6-3	255	30	8	Southern California	D1b-09	8/8/0/4
53	Nick Perry	LB	6-3	265	26	5	Southern California	D1-12	12/12/0/0
54	Carl Bradford	LB	6-1	248	24	2	Arizona State	D4-14	3/0/0/0
56	Julius Peppers	LB	6-7	287	36	15	North Carolina	FA-14	12/7/0/0
61	Brett Goode	LS	6-1	255	32	9	Arkansas	FA-08	12/0/0/0
63	Corey Linsley	C	6-3	301	25	3	Ohio State	D5a-14	5/5/0/0
64	Mike Pannel	DT	6-4	332	25	3	Colorado State-Pueblo	FA-14	8/0/0/0
65	Lane Taylor	G	6-3	324	27	4	Oklahoma State	FA-13	12/12/0/0
67	Don Barclay	T/G	6-4	305	27	5	West Virginia	FA-12	12/1/0/0
68	Kyle Murphy	T	6-6	305	23	R	Stanford	D6-16	3/0/1/8
69	David Bakhtiari	T	6-4	310	25	4	Colorado	D4a-13	12/12/0/0
70	T.J. Lang	G	6-4	318	29	8	Eastern Michigan	D4-09	9/9/0/3
73	JC Tretter	C/G	6-4	307	25	4	Cornell	D4b-13	7/7/0/5
75	Bryan Bulaga	T	6-5	314	27	7	Iowa	D1-10	12/12/0/0
76	Mike Daniels	DT	6-0	310	27	5	Iowa	D4a-12	12/12/0/0
78	Jason Spriggs	T	6-6	301	22	R	Indiana	D2-16	12/2/0/0
81	Geronimo Allison	WR	6-3	202	22	R	Illinois	FA-16	6/0/0/0
82	Richard Rodgers	TE	6-4	257	24	3	California	D3b-14	12/5/0/0
83	Jeff Janis	WR	6-3	219	25	3	Saginaw Valley State	D7-14	12/1/0/0
87	Jordy Nelson	WR	6-3	217	31	9	Kansas State	D2a-08	12/12/0/0
88	Ty Montgomery	WR	6-0	216	22	2	Stanford	D3-15	11/2/0/1
89	Jared Cook	TE	6-5	254	29	8	South Carolina	FA-16	6/4/0/6
91	Jayrone Elliott	LB	6-3	255	25	3	Toledo	FA-14	9/0/0/3
94	Dean Lowry	DE	6-6	296	22	R	Northwestern	D4b-16	11/0/1/0
95	Datone Jones	DE/LB	6-4	285	26	4	UCLA	D1-13	11/1/0/1
97	Kenny Clark	DT	6-3	314	21	R	UCLA	D1-16	12/2/0/0
98	Letroy Guion	DT	6-4	322	29	9	Florida State	FA-14	11/11/0/1
99	Christian Ringo	DT	6-1	298	24	1	Louisiana-Lafayette	D6b-15	5/0/0/7

INJURED RESERVE

27	Eddie Lacy	RB	5-11	234	26	4	Alabama	D2-13	5/5/0/0
34	Don Jackson	RB	5-10	208	23	R	Nevada	FA-16	3/1/0/1
37	Sam Shields	CB	5-11	184	29	7	Miami	FA-10	1/1/0/4
38	John Crockett	RB	6-0	217	24	1	North Dakota State	FA-15	0/0/0/0
39	Demetri Goodson	CB	5-11	197	27	3	Baylor	D6-14	6/3/0/1

PRACTICE SQUAD

6	Joe Callahan	QB	6-1	216	23	R	Wesley	FA-16	0/0/0/10
26	Herb Waters	CB	6-0	188	24	R	Miami	FA-16	0/0/0/0
35	Jermaine Whitehead	S	5-11	195	23	1	Auburn	FA-16	2/0/0/0
49	Derrick Mathews	LB	6-0	232	24	1	Houston	FA-16	0/0/0/0
57	Jacob Flores	C	6-3	300	23	R	Dartmouth	FA-16	0/0/0/0
62	Lucas Patrick	G	6-3	313	23	R	Duke	FA-16	0/0/0/0
85	Beau Sandland	TE	6-5	252	23	R	Montana State	FA-16	0/0/0/0
86	Devon Cajuste	TE	6-4	235	23	R	Stanford	FA-16	0/0/0/0
93	Reggie Gilbert	LB	6-3	261	23	R	Arizona	FA-16	0/0/0/0
96	Brian Price	DT	6-3	318	22	R	Texas San Antonio	FA-16	1/0/0/1



Unofficial, Dec. 6, 2016

OFFENSE

WR: 87	Jordy Nelson	17	Davante Adams	83	Jeff Janis
LT: 69	David Bakhtiari	<u>78</u>	<u>Jason Spriggs</u>		
LG: 65	Lane Taylor	67	Don Barclay		
C: 73	JC Tretter	63	Corey Linsley		
RG: 70	T.J. Lang	67	Don Barclay		
RT: 75	Bryan Bulaga	<u>68</u>	<u>Kyle Murphy</u>		
TE: 89	Jared Cook	82	Richard Rodgers		
WR: 18	Randall Cobb	88	Ty Montgomery	<u>11</u>	<u>Trevor Davis</u>
				<u>81</u>	<u>Geronimo Allison</u>
QB: 12	Aaron Rodgers	7	Brett Hundley		
RB: 44	James Starks	32	Christine Michael		
FB: 22	Aaron Ripkowski	<u>40</u>	<u>Joe Kerridge</u>		

DEFENSE

DE: <u>97</u>	<u>Kenny Clark</u>	64	Mike Pennel	<u>94</u>	<u>Dean Lowry</u>
NT: 98	Letroy Guion	99	Christian Ringo		
DT: 76	Mike Daniels	<u>97</u>	<u>Kenny Clark</u>		
LOLB: 53	Nick Perry	56	Julius Peppers	91	Jayrone Elliott
ILB: 47	Jake Ryan	48	Joe Thomas		
ILB: <u>50</u>	<u>Blake Martinez</u>	54	Carl Bradford		
ROLB: 52	Clay Matthews	95	Datone Jones	<u>51</u>	<u>Kyler Fackrell</u>
LCB: 23	Damarius Randall	<u>28</u>	<u>Josh Hawkins</u>	<u>20</u>	<u>Makinton Dorleant</u>
RCB: 24	Quinten Rollins	36	LaDarius Gunter		
SS: 42	Morgan Burnett	33	Micah Hyde	<u>25</u>	<u>Marwin Evans</u>
FS: 21	Ha Ha Clinton-Dix	<u>29</u>	<u>Kentrell Brice</u>		

SPECIAL TEAMS

K: 2	Mason Crosby	10	Jacob Schum		
P: 10	Jacob Schum	2	Mason Crosby		
H: 10	Jacob Schum	18	Randall Cobb		
PR: 18	Randall Cobb	33	Micah Hyde	<u>11</u>	<u>Trevor Davis</u>
KR: 88	Ty Montgomery	83	Jeff Janis		
LS: 61	Brett Goode	67	Don Barclay		

Rookies are underlined

COACH LOCATIONS

► **Coaches' Box:** Jeff Blasko (coaching administrator), Dom Capers (defensive coordinator), Tom Clements (associate head coach/offense), Ejiro Evero (defensive quality control), Scott McCurley (assistant linebackers), David Raih (assistant offensive line), Joe Whitt Jr. (secondary - cornerbacks).

► **Sideline:** Brian Angelichio (tight ends), Edgar Bennett (offensive coordinator), James Campen (offensive line), Luke Getsy (wide receivers), Jerry Montgomery (defensive front assistant), Winston Moss (associate head coach/linebackers), Darren Perry (secondary - safeties), Jason Simmons (assistant special teams), Ben Sirmans (running backs), Mike Trgovac (defensive line), Alex Van Pelt (quarterbacks), Ron Zook (special teams coordinator).



ROSTER BY POSITION

QUARTERBACK (2)

Brett Hundley
Aaron Rodgers

FULLBACK (2)

Aaron Ripkowski
Joe Kerridge

RUNNING BACK (2)

Christine Michael
James Starks

WIDE RECEIVER (7)

Geronimo Allison
Davante Adams
Randall Cobb
Trevor Davis
Jeff Janis
Ty Montgomery
Jordy Nelson

TIGHT END (2)

Jared Cook
Richard Rodgers

OFFENSIVE LINE (9)

David Bakhtiari
Don Barclay
Bryan Bulaga
T.J. Lang
Corey Linsley
Kyle Murphy
Jason Spriggs
Lane Taylor
JC Tretter

DEFENSIVE LINE (7)

Kenny Clark
Mike Daniels
Letroy Guion
Datone Jones (also LB)
Dean Lowry
Mike Pennel
Christian Ringo

LINEBACKER (9)

Carl Bradford
Jayrone Elliott
Kyler Fackrell
Blake Martinez
Clay Matthews
Julius Peppers
Nick Perry
Jake Ryan
Joe Thomas

CORNERBACK (5)

Makinton Dorleant
LaDarius Gunter
Josh Hawkins
Damarius Randall
Quinten Rollins

SAFETY (5)

Kentrell Brice
Morgan Burnett
Ha Ha Clinton-Dix
Marwin Evans
Micah Hyde (also CB)

SPECIALIST (3)

Mason Crosby
Brett Goode
Jacob Schum

Rookies are underlined

PRONUNCIATION GUIDE

PLAYERS

David Bakhtiari	bock-tee-R-ee	Christine Michael	KRIS-tin
Don Barclay	BAR-clay	Mike Pennel	puh-NELL
Kentrell Brice	ken-TRELL	Damarius Randall	duh-MAIR-ee-us
Bryan Bulaga	buh-LAH-guh	Jacob Schum	SHUMM
Devon Cajuste	DEV-un kuh-JOOST		
Makinton Dorleant	MACK-in-ton DOOR-lee-aunt		
Jayrone Elliott	jay-RONE		
Kyler Fackrell	FAK-rull		
Brett Goode	GEWD		
Letroy Guion	GUY-on		
LaDarius Gunter	luh-DAIR-ee-us		
Datone Jones	DAY-tone		
Joe Kerridge	KAIR-idge		

COACHES

Brian Angelichio	an-juh-LEEK-o
James Campen	KAMP-en
Tom Clements	KLEMM-ints
Ejoro Evero	e-JEE-row EV-uh-row
Mark Lovat	luh-VOTT
David Raih	RYE
Mike Trgovac	TER-guh-vac



HOW THE PACKERS WERE BUILT

Year	Record	Draft (35)	Waivers (2)	Free Agents (16)
2005	4-12	QB Aaron Rodgers D1		
2007	13-3	K Mason Crosby D6c		
2008	6-10	WR Jordy Nelson D2a		LS Brett Goode
2009	11-5	LB Clay Matthews D1b G T.J. Lang D4		
2010	10-6	T Bryan Bulaga D1 S Morgan Burnett D3 RB James Starks D6		
2011	15-1	WR Randall Cobb D2		
2012	11-5	LB Nick Perry D1 DT Mike Daniels D4a		T/G Don Barclay
2013	8-7-1	DE/LB Datone Jones D1 T David Bakhtiari D4a C/G JC Tretter D4b DB Micah Hyde D5a		G Lane Taylor
2014	12-4	S Ha Ha Clinton-Dix D1 WR Davante Adams D2 TE Richard Rodgers D3b LB Carl Bradford D4 C Corey Linsley D5-a WR Jeff Janis D7		LB Jayrone Elliott DT Letroy Guion DT Mike Pennel LB Julius Peppers
2015	10-6	CB Damarious Randall D1 CB Quinten Rollins D2 WR Ty Montgomery D3 LB Jake Ryan D4 QB Brett Hundley D5 FB Aaron Ripkowski D6a DT Christian Ringo D6b		CB LaDarius Gunter LB Joe Thomas (PS-Dal.)
2016	6-6	DT Kenny Clark D1 T Jason Spriggs D2 LB Kyler Fackrell D3 LB Blake Martinez D4a DE Dean Lowry D4b WR Trevor Davis D5 T Kyle Murphy D6	P Jacob Schum (TB) RB Christine Michael (SEA)	WR Geronimo Allison S Kentrell Brice TE Jared Cook CB Makinton Dorleant S Marwin Evans CB Josh Hawkins FB Joe Kerridge

INDIVIDUAL STATISTICS, OFFENSE

		RECEIVING J.Nelson					R.Cobb					D.Adams					J.Abbrederis					J.Cook					R.Rodgers				
		No	Yds	Avg	Lg	TD	No	Yds	Avg	Lg	TD	No	Yds	Avg	Lg	TD	No	Yds	Avg	Lg	TD	No	Yds	Avg	Lg	TD	No	Yds	Avg	Lg	TD
9/11	at Jax	6	32	5.3	8	1	6	57	9.5	32	0	3	50	16.7	29t	1	1	8	8.0	8	0	1	7	7.0	7	0	1	22	22.0	22	0
9/18	at Min	5	73	14.6	39	1	5	42	8.4	14	0	3	26	8.1	13	0	0	0	--	--	0	4	31	7.8	14	0	2	25	12.5	15	0
9/25	Det	6	101	16.8	49	2	1	33	33.0	33	0	2	23	11.5	14t	1	0	0	--	--	0	1	15	15.0	15	0	2	9	4.5	7	1
10/9	NYG	4	38	9.5	17	1	9	108	12.0	21	0	5	85	17.0	29t	1	0	0	--	--	0	(Inactive)					1	6	6.0	6	0
10/16	Dal	5	68	13.6	25	0	7	53	7.6	17	1	2	34	17.0	22	0	0	0	--	--	0	(Inactive)					2	15	7.5	12	0
10/20	Chi	1	9	9.0	9	0	11	95	8.6	25	1	13	132	10.2	24	2	(Inactive)					(Inactive)					1	7	7.0	7	0
10/30	at Atl	4	94	23.5	58	1	(Inactive)					12	74	6.2	22	0	(Not With Team)					(Inactive)					0	0	--	--	0
11/6	Ind	7	94	13.4	26t	1	2	14	7.0	11	1	4	41	10.3	40	1	(Not With Team)					(Inactive)					6	64	10.7	22	0
11/13	at Ten	12	126	10.5	20	1	4	31	7.8	11	0	6	156	26.0	46	0	(Not With Team)					(Inactive)					4	27	6.8	12	0
11/20	at Was	3	28	9.3	13t	1	3	84	28.0	47	0	3	42	14.0	37	0	(Not With Team)					6	105	17.5	47	1	4	28	7.0	11	0
11/28	at Phi	8	91	11.4	22	0	6	41	6.8	12	0	5	113	22.6	50	2	(Not With Team)					1	7	7.0	7	0	0	0	--	--	0
12/4	Hou	8	118	14.8	32t	1	3	19	6.3	9t	1	1	17	17.0	17	0	(Not With Team)					3	19	6.3	10	0	2	16	8.0	9	0
12/11	Sea																														
12/18	at Chi																														
12/24	Min																														
1/1	at Det																														
SEASON		69	872	12.6	58	10	57	577	10.1	47	4	59	793	13.4	50	8	1	8	8.0	8	0	16	184	11.5	47	1	25	219	8.8	22	1
CAREER		469	6981	14.9	93t	59	636	4455	12.3	70t	35	147	1722	11.7	50	12	10	119	11.9	32	0	289	3687	12.8	80t	17	103	954	9.3	61t	11

		RECEIVING E.Lacy					J.Starks					T.Montgomery					J.Janis					T.Davis					J.Perillo				
		No	Yds	Avg	Lg	TD	No	Yds	Avg	Lg	TD	No	Yds	Avg	Lg	TD	No	Yds	Avg	Lg	TD	No	Yds	Avg	Lg	TD	No	Yds	Avg	Lg	TD
9/11	at Jax	1	17	17.0	17	0	1	6	6.0	6	0	0	0	--	--	0	0	0	--	--	0	(Inactive)					0	0	--	--	0
9/18	at Min	0	0	--	--	0	1	16	16.0	16	0	0	0	--	--	0	0	0	--	--	0	0	0	--	--	0	0	0	--	--	0
9/25	Det	1	2	2.0	2	0	1	9	9.0	9	0	0	0	--	--	0	0	0	--	--	0	0	0	--	--	0	1	13	13.0	13	0
10/9	NYG	1	3	3.0	3	0	3	19	6.3	9	0	0	0	--	--	0	0	0	--	--	0	0	0	--	--	0	0	0	--	--	0
10/16	Dal	1	6	6.0	6	0	(Injured Reserve)					10	98	9.8	15	0	2	14	7.0	8	0	0	0	--	--	0	1	4	4.0	4	0
10/20	Chi	(Injured Reserve)					(Inactive)					10	66	6.6	13	0	2	9	4.5	7	0	0	0	--	--	0	0	0	--	--	0
10/30	at Atl	(Injured Reserve)					(Inactive)					(Inactive)					4	30	7.5	10	1	3	24	8.0	9t	1	0	0	--	--	0
11/6	Ind	(Injured Reserve)					(Inactive)					3	38	12.7	18	0	1	25	25.0	25	0	0	0	--	--	0	2	18	9.0	9	0
11/13	at Ten	(Injured Reserve)					3	11	3.7	13t	1	2	11	5.5	8	0	0	0	--	--	0	0	0	--	--	0	0	0	--	--	0
11/20	at Was	(Injured Reserve)					5	46	9.2	31t	1	3	27	9.0	10	0	0	0	--	--	0	0	0	--	--	0	(Not With Team)				
11/28	at Phi	(Injured Reserve)					5	27	5.4	8	0	2	12	6.0	9	0	1	7	7.0	7	0	0	0	--	--	0	(Not With Team)				
12/4	Hou	(Injured Reserve)					0	0	--	--	0	2	16	8.0	10	0	0	0	--	--	0	(Inactive)					(Not With Team)				
12/11	Sea																														
12/18	at Chi																														
12/24	Min																														
1/1	at Det																														
SEASON		4	28	7.0	17	0	19	134	7.1	31t	2	32	268	8.4	18	0	10	85	8.5	25	1	3	24	8.0	9t	1	4	35	8.8	13	0
CAREER		101	900	8.9	67	6	125	1017	8.1	31t	6	47	404	8.6	31t	2	14	180	12.9	46	1	3	24	8.0	9t	1	15	137	9.1	24	1

		RECEIVING K.Davis					G.Allison					C.Michael																
		No	Yds	Avg	Lg	TD	No	Yds	Avg	Lg	TD	No	Yds	Avg	Lg	TD												
9/11	at Jax	(Not with Team)					(Practice Squad)					(Not with Team)																
9/18	at Min	(Not with Team)					(Practice Squad)					(Not with Team)																
9/25	Det	(Not with Team)					(Practice Squad)					(Not with Team)																
10/9	NYG	(Not with Team)					(Practice Squad)					(Not with Team)																
10/16	Dal	(Not with Team)					(Practice Squad)					(Not with Team)																
10/20	Chi	0	0	--	--	0	(Practice Squad)					(Not with Team)																
10/30	at Atl	2	4	2.0	10	0	2	21	10.5	17	1	(Not with Team)																
11/6	Ind	(Not with Team)					0	0	--	--	0	(Not with Team)																
11/13	at Ten	(Not with Team)					1	17	17.0	17	0	(Not with Team)																
11/20	at Was	(Not with Team)					0	0	--	--	0	(Inactive)																
11/28	at Phi	(Not with Team)					0	0	--	--	0	0	0	--	--	0	(Not With Team)											
12/4	Hou	(Not with Team)					0	0	--	--	0	0	0	--	--	0	(Not With Team)											
12/11	Sea																											
12/18	at Chi																											
12/24	Min																											
1/1	at Det																											
SEASON		2	4	2.0	10	0	3	38	12.7	17	1	0	0	--	--	0												
CAREER		33	264	8.0	70t	1	3	38	12.7	17	1	24	124	5.2	13	1												

INDIVIDUAL STATISTICS, OFFENSE

RUSHING

		E.Lacy										J.Starks										A.Rodgers									
		First Half					Second Half					First Half					Second Half					First Half					Second Half				
		No	Yds	Avg	Lg	TD	No	Yds	Avg	Lg	TD	No	Yds	Avg	Lg	TD	No	Yds	Avg	Lg	TD	No	Yds	Avg	Lg	TD	No	Yds	Avg	Lg	TD
9/11	at Jax	7	20	2.9	9	0	7	41	5.9	28	0	2	6	3.0	4	0	2	1	0.5	1	0	1	6	6.0	6t	1	3	10	3.3	8	0
9/18	at Min	6	16	2.7	5	0	6	34	5.7	13	0	1	2	2.0	2	0	6	1	0.2	5	0	0	0	--	--	0	3	29	9.7	10t	1
9/25	Det	6	42	7.0	25	0	11	61	5.5	14	0	0	0	--	--	0	1	-1	-1.0	-1	0	0	0	--	--	0	5	22	4.4	14	0
10/9	NYG	9	77	8.6	31	0	2	4	2.0	2	0	3	17	5.7	8	0	9	16	1.8	10	0	2	18	9.0	11	0	3	-3	-1.0	-1	0
10/16	Dal	7	45	6.4	25	0	10	20	2.0	5	0	(Inactive)					(Inactive)					(Inactive)									
10/20	Chi	(Inactive)										(Inactive)										(Inactive)									
10/30	at Atl	(Injured Reserve)										(Injured Reserve)										(Injured Reserve)									
11/6	Ind	(Injured Reserve)										(Injured Reserve)										(Injured Reserve)									
11/13	at Ten	(Injured Reserve)										(Injured Reserve)										(Injured Reserve)									
11/20	at Was	(Injured Reserve)										(Injured Reserve)										(Injured Reserve)									
11/28	at Phi	(Injured Reserve)										(Injured Reserve)										(Injured Reserve)									
12/4	Hou	(Injured Reserve)										(Injured Reserve)										(Injured Reserve)									
12/11	Sea	(Injured Reserve)										(Injured Reserve)										(Injured Reserve)									
12/18	at Chi	(Injured Reserve)										(Injured Reserve)										(Injured Reserve)									
12/24	Min	(Injured Reserve)										(Injured Reserve)										(Injured Reserve)									
1/1	at Det	(Injured Reserve)										(Injured Reserve)										(Injured Reserve)									
SEASON		35	200	5.7	31	0	36	160	4.4	28	0	24	79	3.3	11	0	37	63	1.7	10	0	16	129	8.1	23	1	33	172	5.2	21	2

PASSING

		A.Rodgers										A.Rodgers																			
		First Half					Second Half					First Half					Second Half														
		Att	Com	Pct	Yds	Sk/Yd	TD	Lg	Int	Rtng	Att	Com	Pct	Yds	Sk/Yd	TD	Lg	Int	Rtng	Att	Com	Pct	Yds	Sk/Yd	TD	Lg	Int	Rtng			
9/11	at Jax	18	11	61.1	114	0/0	2	29t	0	116.4	16	9	56.3	85	1/0	0	32	0	71.1	16	9	56.3	85	1/0	0	32	0	71.1			
9/18	at Min	15	8	53.3	59	1/13	1	21	0	85.1	21	12	57.1	154	4/20	0	39	1	60.4	21	12	57.1	154	4/20	0	39	1	60.4			
9/25	Det	18	12	66.7	174	1/4	4	49	0	137.5	6	3	50.0	31	1/0	0	13	0	65.3	6	3	50.0	31	1/0	0	13	0	65.3			
10/9	NYG	28	13	46.4	134	0/0	2	29t	2	54.8	17	10	58.8	125	0/0	0	21	0	81.7	17	10	58.8	125	0/0	0	21	0	81.7			
10/16	Dal	22	15	68.2	135	0/0	0	22	0	84.5	20	16	80.0	159	1/0	1	25	1	95.6	20	16	80.0	159	1/0	1	25	1	95.6			
10/20	Chi	30	19	63.3	150	1/9	0	19	0	75.7	26	20	76.9	176	1/14	3	25	0	132.9	26	20	76.9	176	1/14	3	25	0	132.9			
10/30	at Atl	21	17	81.0	170	1/7	3	58	0	140.0	17	11	64.7	76	2/16	1	17	0	94.2	17	11	64.7	76	2/16	1	17	0	94.2			
11/6	Ind	17	7	41.2	77	2/7	1	26t	0	74.9	26	19	73.1	220	1/1	2	40	1	107.9	26	19	73.1	220	1/1	2	40	1	107.9			
11/13	at Ten	26	18	69.2	238	2/18	2	46	1	107.5	25	13	52.0	133	3/28	0	35	1	50.9	25	13	52.0	133	3/28	0	35	1	50.9			
11/20	at Was	22	13	59.1	100	2/20	1	15	0	85.4	19	13	68.4	251	0/0	2	47	0	146.3	19	13	68.4	251	0/0	2	47	0	146.3			
11/28	at Phi	21	17	81.0	142	0/0	2	20t	0	126.6	18	13	72.2	171	0/0	0	50	0	101.9	18	13	72.2	171	0/0	0	50	0	101.9			
12/4	Hou	16	11	68.8	68	0/0	1	10	0	97.9	14	9	64.3	141	1/9	1	32t	0	121.4	14	9	64.3	141	1/9	1	32t	0	121.4			
12/11	Sea	(Did Not Play)										(Did Not Play)										(Did Not Play)									
12/18	at Chi	(Did Not Play)										(Did Not Play)										(Did Not Play)									
12/24	Min	(Did Not Play)										(Did Not Play)										(Did Not Play)									
1/1	at Det	(Did Not Play)										(Did Not Play)										(Did Not Play)									
SEASON		254	161	63.4	1561	10/78	19	58	3	100.5	225	148	65.8	1722	15/88	10	50	4	96.2	225	148	65.8	1722	15/88	10	50	4	96.2			

PASSING

		B.Hundley										B.Hundley																			
		First Half					Second Half					First Half					Second Half														
		Att	Com	Pct	Yds	Sk/Yd	TD	Lg	Int	Rtng	Att	Com	Pct	Yds	Sk/Yd	TD	Lg	Int	Rtng	Att	Com	Pct	Yds	Sk/Yd	TD	Lg	Int	Rtng			
9/11	at Jax	(Did Not Play)										(Did Not Play)										(Did Not Play)									
9/18	at Min	(Did Not Play)										(Did Not Play)										(Did Not Play)									
9/25	Det	(Did Not Play)										(Did Not Play)										(Did Not Play)									
10/9	NYG	(Did Not Play)										(Did Not Play)										(Did Not Play)									
10/16	Dal	(Did Not Play)										(Did Not Play)										(Did Not Play)									
10/20	Chi	(Did Not Play)										(Did Not Play)										(Did Not Play)									
10/30	at Atl	(Did Not Play)										(Did Not Play)										(Did Not Play)									
11/6	Ind	(Did Not Play)										(Did Not Play)										(Did Not Play)									
11/13	at Ten	0	0	--	0	0/0	0	--	0	--	4	1	25.0	8	0/0	0	8	0	39.6	4	1	25.0	8	0/0	0	8	0	39.6			
11/20	at Was	0	0	--	0	0/0	0	--	0	--	3	1	33.3	9	0/0	0	9	1	2.8	3	1	33.3	9	0/0	0	9	1	2.8			
11/28	at Phi	(Did Not Play)										(Did Not Play)										(Did Not Play)									
12/4	Hou	(Did Not Play)										(Did Not Play)										(Did Not Play)									
12/11	Sea	(Did Not Play)										(Did Not Play)										(Did Not Play)									
12/18	at Chi	(Did Not Play)										(Did Not Play)										(Did Not Play)									
12/24	Min	(Did Not Play)										(Did Not Play)										(Did Not Play)									
1/1	at Det	(Did Not Play)										(Did Not Play)										(Did Not Play)									
SEASON		0	0	--	0	0/0	0	--	0	--	7	2	28.6	17	0/0	0	9	1	0.0	7	2	28.6	17	0/0	0	9	1	0.0			

INDIVIDUAL STATISTICS, OFFENSE

RECEIVING J.Nelson

		First Half					Second Half					First Half					Second Half					First Half					Second Half									
		No	Yds	Avg	Lg	TD	No	Yds	Avg	Lg	TD	No	Yds	Avg	Lg	TD	No	Yds	Avg	Lg	TD	No	Yds	Avg	Lg	TD	No	Yds	Avg	Lg	TD	No	Yds	Avg	Lg	TD
9/11	at Jax	3	20	6.7	8	1	3	12	4.0	8	0	3	21	7.0	10	0	3	36	12.0	32	0	3	50	16.7	29t	1	0	0	--	--	0					
9/18	at Min	3	28	9.3	21	1	2	45	22.5	39	0	4	28	7.0	9	0	1	14	14.0	14	0	1	3	3.0	3	0	2	23	11.5	13	0					
9/25	Det	6	101	16.8	49	2	0	0	--	--	0	1	33	33.0	33	0	0	0	--	--	0	1	14	14.0	14t	1	1	9	9.0	9	0					
10/9	NYG	2	9	4.5	7	1	2	29	14.5	17	0	6	57	9.5	17	0	3	51	17.0	21	0	3	55	18.3	29t	1	2	30	15.0	20	0					
10/16	Dal	2	22	11.0	18	0	3	46	15.3	25	0	4	26	6.5	17	0	3	27	9.0	13	1	1	22	22.0	22	0	1	12	12.0	12	0					
10/20	Chi	1	9	9.0	9	0	0	0	--	--	0	6	48	8.0	13	0	5	47	9.4	25	1	6	56	9.3	19	0	7	76	10.9	24	2					
10/30	at Atl	4	94	23.5	58	1	0	0	--	--	0	(Inactive)					5	35	7.0	22	0	7	39	5.6	14	0	7	39	5.6	14	0					
11/6	Ind	1	26	26.0	26t	1	6	68	11.3	13	0	0	0	--	--	0	2	14	7.0	11	1	2	-1	-0.5	2	0	2	42	21.0	40	1					
11/13	at Ten	7	78	11.1	20	1	5	48	9.6	17	0	2	14	7.0	8	0	2	17	8.5	11	0	5	121	24.2	46	0	1	35	35.0	35	0					
11/20	at Was	2	19	9.5	13t	1	1	9	9.0	9	0	1	15	15.0	15	0	2	69	34.5	47	0	1	3	3.0	3	0	2	39	19.5	37	0					
11/28	at Phi	3	32	10.7	13	0	5	59	11.8	22	0	6	41	6.8	12	0	0	0	--	--	0	2	32	16.0	20t	2	3	81	27.0	50	0					
12/4	Hou	5	37	7.4	9	0	3	81	27.0	32t	1	2	12	6.0	9t	1	1	7	7.0	7	0	0	0	--	--	0	1	17	17.0	17	0					
12/11	Sea																																			
12/18	at Chi																																			
12/24	Min																																			
1/1	at Det																																			
SEASON		39	475	12.2	58	9	30	397	13.2	39	1	35	295	8.4	33	1	22	282	12.8	47	0	30	390	13.0	46	5	29	403	13.9	50	3					

RECEIVING J.Abbrederis

		First Half					Second Half					First Half					Second Half					First Half					Second Half									
		No	Yds	Avg	Lg	TD	No	Yds	Avg	Lg	TD	No	Yds	Avg	Lg	TD	No	Yds	Avg	Lg	TD	No	Yds	Avg	Lg	TD	No	Yds	Avg	Lg	TD	No	Yds	Avg	Lg	TD
9/11	at Jax	0	0	--	--	0	0	0	--	--	0	0	0	--	--	0	0	0	--	--	0	0	0	--	--	0	1	22	22.0	22	0					
9/18	at Min	0	0	--	--	0	0	0	--	--	0	0	0	--	--	0	4	31	7.8	14	0	0	0	--	--	0	2	25	12.5	15	0					
9/25	Det	0	0	--	--	0	0	0	--	--	0	1	15	15.0	15	0	0	0	--	--	0	2	9	4.5	7	1	0	0	--	--	0					
10/9	NYG	0	0	--	--	0	0	0	--	--	0	(Inactive)					1	6	6.0	6	0	0	0	0	--	--	0	0	0	--	--	0				
10/16	Dal	0	0	--	--	0	0	0	--	--	0	(Inactive)					1	12	12.0	12	0	1	3	3.0	3	0	1	7	7.0	7	0					
10/20	Chi	(Inactive)					(Inactive)					(Inactive)					0	0	--	--	0	1	7	7.0	7	0	1	7	7.0	7	0					
10/30	at Atl	(Not With Team)					(Not With Team)					(Inactive)					0	0	--	--	0	0	0	--	--	0	0	0	--	--	0	0	0	--	--	0
11/6	Ind	(Not With Team)					(Not With Team)					(Inactive)					3	43	14.3	22	0	3	21	7.0	11	0	3	21	7.0	11	0					
11/13	at Ten	(Not With Team)					(Not With Team)					(Inactive)					2	16	8.0	12	0	2	11	5.5	6	0	2	11	5.5	6	0					
11/20	at Was	(Not With Team)					(Not With Team)					1	9	9.0	9	0	5	96	19.2	47	1	3	26	8.7	11	0	1	2	2.0	2	0					
11/28	at Phi	(Not With Team)					(Not With Team)					1	7	7.0	7	0	0	0	--	--	0	0	0	--	--	0	0	0	--	--	0	0	0	--	--	0
12/4	Hou	(Not With Team)					(Not With Team)					2	9	4.5	10	0	1	10	10.0	10	0	0	0	--	--	0	2	16	8.0	9	0					
12/11	Sea																																			
12/18	at Chi																																			
12/24	Min																																			
1/1	at Det																																			
SEASON		0	0	--	--	0	1	8	8.0	8	0	5	40	8.0	15	0	11	144	13.1	47	1	12	112	9.3	22	1	13	107	8.2	22	0					

RECEIVING E.Lacy

		First Half					Second Half					First Half					Second Half					First Half					Second Half									
		No	Yds	Avg	Lg	TD	No	Yds	Avg	Lg	TD	No	Yds	Avg	Lg	TD	No	Yds	Avg	Lg	TD	No	Yds	Avg	Lg	TD	No	Yds	Avg	Lg	TD	No	Yds	Avg	Lg	TD
9/11	at Jax	1	17	17.0	17	0	0	0	--	--	0	1	6	6.0	6	0	0	0	--	--	0	0	0	--	--	0	0	0	--	--	0					
9/18	at Min	0	0	--	--	0	0	0	--	--	0	0	0	--	--	0	1	16	16.0	16	0	0	0	--	--	0	0	0	--	--	0					
9/25	Det	1	2	2.0	2	0	0	0	--	--	0	0	0	--	--	0	1	9	9.0	9	0	0	0	--	--	0	0	0	--	--	0					
10/9	NYG	0	0	--	--	0	1	3	3.0	3	0	1	7	7.0	7	0	2	12	6.0	9	0	0	0	--	--	0	0	0	--	--	0					
10/16	Dal	1	6	6.0	6	0	0	0	--	--	0	(Inactive)					5	43	8.6	15	0	5	55	11.0	15	0	5	55	11.0	15	0					
10/20	Chi	(Injured Reserve)					(Injured Reserve)					(Inactive)					4	28	7.0	12	0	6	38	6.3	13	0	6	38	6.3	13	0					
10/30	at Atl	(Injured Reserve)					(Injured Reserve)					(Inactive)					(Inactive)					(Inactive)					(Inactive)									
11/6	Ind	(Injured Reserve)					(Injured Reserve)					(Inactive)					0	0	--	--	0	3	38	12.7	18	0	3	38	12.7	18	0					
11/13	at Ten	(Injured Reserve)					(Injured Reserve)					2	9	4.5	13t	1	1	2	2.0	2	0	0	0	--	--	0	2	11	5.5	8	0					
11/20	at Was	(Injured Reserve)					(Injured Reserve)					3	9	3.0	5	0	2	37	18.5	31t	1	2	19	9.5	10	0	1	8	8.0	8	0					
11/28	at Phi	(Injured Reserve)					(Injured Reserve)					2	11	5.5	7	0	3	16	5.3	8	0	2	12	6.0	9	0	0	0	--	--	0					
12/4	Hou	(Injured Reserve)					(Injured Reserve)					0	0	--	--	0	0	0	--	--	0	1	6	6.0	6	0	1	10	10.0	10	0					
12/11	Sea																																			
12/18	at Chi																																			
12/24	Min																																			
1/1	at Det																																			
SEASON		3	25	8.3	17	0	1	3	3.0	3	0	9	42	4.7	13t	1	10	92	9.2	31t	1	14	108	7.7	15	0	18	160	8.9	18	0					

R.Cobb

D.Adams

RECEIVING J.Cook

R.Rodgers

J.Starks

T.Montgomery

INDIVIDUAL STATISTICS, DEFENSE

C.Banjo						C.Bradford					K.Brice					M.Burnett					K.Clark					H.Clinton-Dix						
DATE	TEAM	UT	A	Sk	Int	PD	UT	A	Sk	Int	PD	UT	A	Sk	Int	PD	UT	A	Sk	Int	PD	UT	A	Sk	Int	PD	UT	A	Sk	Int	PD	
9/11	at Jax			(Inactive)					(Practice Squad)			0	0	0-0	0-0	0	9	0	1-8	0-0	0	0	0	1	0-0	0-0	0	4	1	0-0	0-0	1
9/18	at Min			(Inactive)					(Practice Squad)			0	0	0-0	0-0	0	1	0	0-0	0-0	1	0	3	0-0	0-0	1	3	2	0-0	0-0	0	
9/25	Det	0	0	0-0	0-0	0			(Practice Squad)			1	0	0-0	0-0	0			(Inactive)			3	2	0-0	0-0	0	6	0	0-0	0-0	0	
10/9	NYG	0	0	0-0	0-0	0			(Practice Squad)			0	0	0-0	0-0	0	5	0	0-0	0-0	1	1	1	0-0	0-0	0	6	0	0-0	0-0	0	
10/16	Dal			(Inactive)					(Practice Squad)			0	0	0-0	0-0	0	6	2	0-0	1-0	2	1	2	0-0	0-0	0	9	0	0-0	0-0	0	
10/20	Chi			(Inactive)					(Practice Squad)			0	0	0-0	0-0	0	2	5	0-0	0-0	1	3	1	0-0	0-0	0	2	1	0-0	0-0	0	
10/30	at Atl			(Injured Reserve)					(Practice Squad)			1	0	0-0	0-0	0	9	0	0-0	0-0	0	0	1	0-0	0-0	0	5	0	0-0	0-0	0	
11/6	Ind			(Not With Team)					(Practice Squad)			1	0	0-0	0-0	0	4	1	1-5	0-0	1	0	0	0-0	0-0	0	2	2	0.5-3	2-20	2	
11/13	at Ten			(Not With Team)					(Practice Squad)			1	0	0-0	0-0	1	4	1	1-13	0-0	0	1	2	0-0	0-0	0	6	1	0-0	0-0	0	
11/20	at Was			(Not With Team)			0	0	0-0	0-0	0	3	0	0-0	0-0	0	4	0	0-0	0-0	2	0	3	0-0	0-0	0	4	0	0-0	0-0	0	
11/28	at Phi			(Not With Team)			1	1	0-0	0-0	0	0	0	0-0	0-0	0	9	1	0-0	0-0	1	0	0	0-0	0-0	0	3	0	0-0	1-12	1	
12/4	Hou			(Not With Team)			0	0	0-0	0-0	0	0	0	0-0	0-0	0	11	0	0-0	0-0	2	1	1	0-0	0-0	0	5	1	0-0	0-0	1	
12/11	Sea																															
12/18	at Chi																															
12/24	Min																															
1/1	at Det																															
SEASON		0	0	0-0	0-0	0	1	1	0-0	0-0	0	7	0	0-0	0-0	1	64	10	3-26	1-0	11	10	17	0-0	0-0	1	55	8	0.5-3	3-32	5	
CAREER		16	3	0-0	0-0	2	1	1	0-0	0-0	0	7	0	0-0	0-0	1	487	151	7.5-67	8-33	60	10	17	0-0	0-0	1	225	50	4.5-17	6-43	20	

M.Daniels						M.Dorleant					J.Elliott					M.Evans					K.Fackrell					D.Goodson					
DATE	TEAM	UT	A	Sk	Int	PD	UT	A	Sk	Int	PD	UT	A	Sk	Int	PD	UT	A	Sk	Int	PD	UT	A	Sk	Int	PD	UT	A	Sk	Int	PD
9/11	at Jax	1	1	0-0	0-0	0			(Injured Reserve)					(Inactive)			0	0	0-0	0-0	0	0	0	0-0	0-0	0			(Reserve/Suspended)		
9/18	at Min	4	1	1-9	0-0	0			(Injured Reserve)					(Inactive)			0	0	0-0	0-0	0	1	0	0-0	0-0	0			(Reserve/Suspended)		
9/25	Det	1	0	0-0	0-0	0			(Injured Reserve)			2	0	0-0	0-0	0	0	0	0-0	0-0	0	1	0	1-9	0-0	0			(Reserve/Suspended)		
10/9	NYG	1	1	0-0	0-0	1			(Injured Reserve)			0	0	0-0	0-0	0	0	0	0-0	0-0	0	3	0	1-6	0-0	0			(Reserve/Suspended)		
10/16	Dal	1	1	0-0	0-0	0			(Injured Reserve)			0	2	0-0	0-0	0	0	0	0-0	0-0	0	0	0	0-0	0-0	0	2	0	0-0	0-0	1
10/20	Chi	2	2	0-0	0-0	0			(Injured Reserve)			0	0	0-0	0-0	0	0	0	0-0	0-0	0	0	0	0-0	0-0	0	3	2	0-0	0-0	0
10/30	at Atl	1	0	1-9	0-0	0			(Injured Reserve)			1	0	0-0	0-0	0	0	0	0-0	0-0	0	0	0	0-0	0-0	0	5	1	0-0	0-0	1
11/6	Ind	2	1	0-0	0-0	0			(Injured Reserve)			0	0	0-0	0-0	0	0	0	0-0	0-0	0	3	0	0-0	0-0	1	0	0	0-0	0-0	0
11/13	at Ten	0	2	0-0	0-0	0			(Injured Reserve)			2	0	0-0	0-0	0	0	0	0-0	0-0	0	1	0	0-0	0-0	0	1	0	0-0	0-0	0
11/20	at Was	3	3	0-0	0-0	0			(Injured Reserve)					(Inactive)			0	0	0-0	0-0	0	0	0	0-0	0-0	0	0	0	0-0	0-0	0
11/28	at Phi	2	0	1-14	0-0	0			(Injured Reserve)			1	0	0-0	0-0	0	0	0	0-0	0-0	0			(Inactive)		0	0	0-0	0-0	0	
12/4	Hou	1	0	0-0	0-0	0			(Inactive)			0	0	0-0	0-0	0	0	0	0-0	0-0	0			(Inactive)				(Injured Reserve)			
12/11	Sea																														
12/18	at Chi																														
12/24	Min																														
1/1	at Det																														
SEASON		19	12	3-32	0-0	1	0	0	0-0	0-0	0	6	2	0-0	0-0	0	0	0	0-0	0-0	0	9	0	2-15	0-0	1	11	3	0-0	0-0	2
CAREER		134	88	21-153.5	1-6	4	0	0	0-0	0-0	0	23	5	3-24	1-0	2	0	0	0-0	0-0	0	9	0	2-15	0-0	1	15	4	0-0	0-0	3

L.Guion						L.Gunter					J.Hawkins					M.Hyde					D.Jones					D.Lowry						
DATE	TEAM	UT	A	Sk	Int	PD	UT	A	Sk	Int	PD	UT	A	Sk	Int	PD	UT	A	Sk	Int	PD	UT	A	Sk	Int	PD	UT	A	Sk	Int	PD	
9/11	at Jax	2	2	0-0	0-0	0			1	1	0-0	0-0	0			(Inactive)		1	0	0-0	0-0	0	0	0	0-0	0-0	0	0	0	0-0	0-0	0
9/18	at Min	2	0	0-0	0-0	0			5	0	0-0	0-0	0			(Inactive)		1	2	0-0	0-0	0	2	1	0-0	0-0	0	0	0	0-0	0-0	0
9/25	Det			(Inactive)					3	0	0-0	0-0	1			0	0	0-0	0-0	1					(Inactive)		2	0	0-0	0-0	0	
10/9	NYG	0	2	0-0	0-0	1			0	1	0-0	0-0	1			0	0	0-0	0-0	0			7	3	1-6	0-0	0	1	1	0-0	0-0	0
10/16	Dal	1	1	0-0	0-0	0			2	2	0-0	0-0	0			0	0	0-0	0-0	0			2	0	0-0	0-0	0	4	1	0-0	0-0	0
10/20	Chi	1	1	0-0	0-0	0			3	0	0-0	0-0	2			0	0	0-0	0-0	0			2	1	0-0	0-0	1	0	0	0-0	0-0	0
10/30	at Atl	2	2	0-0	0-0	0			5	0	0-0	0-0	2			0	0	0-0	0-0	0			2	0	0-0	0-0	0	0	1	0-0	0-0	0
11/6	Ind	2	1	0-0	0-0	0			7	0	0-0	0-0	0			0	0	0-0	0-0	0			3	0	0-0	0-0	0	0	0	0-0	0-0	1
11/13	at Ten	0	2	0-0	0-0	0			2	1	0-0	0-0	1			0	0	0-0	0-0	0			3	2	0-0	0-0	0	2	0	0-0	0-0	0
11/20	at Was	1	3	0-0	0-0	0			6	2	0-0	0-0	1																			

INDIVIDUAL STATISTICS, DEFENSE

	B.Martinez					C.Matthews					M.Pennel					J.Peppers					N.Perry					D.Randall						
	UT	A	Sk	Int	PD	UT	A	Sk	Int	PD	UT	A	Sk	Int	PD	UT	A	Sk	Int	PD	UT	A	Sk	Int	PD	UT	A	Sk	Int	PD		
9/11	at	Jax	5	4	0-0	0-0	0																									
9/18	at	Min	5	1	0-0	0-0	1																									
9/25		Det	5	0	0-0	0-0	0																									
10/9		NYG	2	1	0-0	0-0	0																									
10/16		Dal	3	3	0-0	0-0	0																									
10/20		Chi	2	2	0-0	1-4	1																									
10/30	at	Atl	4	1	0-0	0-0	1																									
11/6		Ind	5	1	0-0	0-0	1																									
11/13	at	Ten	9	1	0-0	0-0	0																									
11/20	at	Was	3	1	0-0	0-0	1																									
11/28	at	Phi			(Inactive)																											
12/4		Hou			(Inactive)																											
12/11		Sea																														
12/18	at	Chi																														
12/24		Min																														
1/1	at	Det																														
SEASON			43	15	0-0	1-4	5	17	4	4-30	0-0	0	2	6	0-0	0-0	1	17	5	6.5-39.5	0-0	3	40	17	8-51.5	1-0	4	17	4	0-0	1-44	4
CAREER			43	15	0-0	1-4	5	347	147	715-448	6-191	35	31	30	1-0	0-0	1	595	234	1425-865.5	11-293	66	124	63	20.5-151	1-0	8	67	13	0-0	4-91	20

	C.Ringo					Q.Rollins					J.Ryan					S.Shields					J.Thomas					J.Whitehead						
	UT	A	Sk	Int	PD	UT	A	Sk	Int	PD	UT	A	Sk	Int	PD	UT	A	Sk	Int	PD	UT	A	Sk	Int	PD	UT	A	Sk	Int	PD		
9/11	at	Jax	1	0	0-0	0-0	0																									
9/18	at	Min	0	0	0-0	0-0	0																									
9/25		Det	0	3	0-0	0-0	0																									
10/9		NYG			(Inactive)																											
10/16		Dal			(Inactive)																											
10/20		Chi	0	0	0-0	0-0	0																									
10/30	at	Atl	0	0	0-0	0-0	0																									
11/6		Ind			(Inactive)																											
11/13	at	Ten			(Inactive)																											
11/20	at	Was			(Inactive)																											
11/28	at	Phi			(Inactive)																											
12/4		Hou			(Inactive)																											
12/11		Sea																														
12/18	at	Chi																														
12/24		Min																														
1/1	at	Det																														
SEASON			1	3	0-0	0-0	0	18	6	0-0	0-0	7	47	18	0-0	0-0	3	4	1	0-0	0-0	0	36	12	0-0	1-9	5	0	0	0-0	0-0	0
CAREER			1	3	0-0	0-0	0	43	16	1-11	2-48	16	79	33	0-0	0-0	3	209	47	1-8	18-180	90	52	20	1-2	1-9	7	0	0	0-0	0-0	0

DEFENSIVE FUMBLE STATISTICS

FORCED FUMBLES (5)

H.Clinton-Dix - (1) at Jacksonville, Sept. 11 (A.Robinson)
 L.Gunter - (2) at Minnesota, Sept. 18 (A.Thielen), vs. Houston,
 Dec. 4 (R.Griffin)
 K.Fackrell - (1) vs. N.Y. Giants, Oct. 9 (E.Manning)
 J.Peppers - (1) vs. Dallas, Oct. 16 (D.Prescott)

FUMBLE RECOVERIES (3)

K.Clark - (1) vs. N.Y. Giants, Oct. 9 (E.Manning)
 J.Thomas - (1) vs. Dallas, Oct. 16 (D.Prescott)
 M.Burnett - (1) vs. Houston, Dec. 4 (R.Griffin)

INDIVIDUAL STATISTICS, DEFENSE

QUARTERBACK SACKS (30-221)

9/11	at	Jacksonville:	(3-20)	M.Burnett 1-8, C.Matthews 1-10, N.Perry 1-2.
9/18	at	Minnesota:	(4-32)	J.Peppers 1.5-11.5, M.Daniels 1-9, C.Matthews 1-7, N.Perry 0.5-4.5.
9/25		Detroit:	(3-17)	N.Perry 2-8, K.Fackrell 1-9.
10/9		N.Y. Giants:	(4-21)	K.Fackrell 1-6, M.Hyde 1-6, C.Matthews 1-3, N.Perry 1-6.
10/16		Dallas:	(2-14)	J.Peppers 1-4, Team 1-10.
10/20		Chicago:	(1-10)	N.Perry 1-10.
10/30	at	Atlanta:	(2-11)	M.Daniels 1-9, J.Peppers 1-2.
11/6		Indianapolis:	(2-11)	M.Burnett 1-5, H.Clinton-Dix 0.5-3, N.Perry 0.5-3.
11/13	at	Tennessee:	(1-13)	M.Burnett 1-13.
11/20	at	Washington:	(2-11)	J.Peppers 1-4, N.Perry 1-7.
11/28	at	Philadelphia:	(4-43)	M.Daniels 1-14, C.Matthews 1-10, J.Peppers 1-8, N.Perry 1-11.
12/4		Houston:	(2-18)	D.Lowry 1-8, J.Peppers 1-10.
12/11		Seattle:		
12/18	at	Chicago:		
12/24		Minnesota:		
1/1	at	Detroit:		

SEASON TOTALS: (30-221) N.Perry 8-51.5, J.Peppers 6.5-39.5, C.Matthews 4-30, M.Burnett 3-26, M.Daniels 3-32, K.Fackrell 2-15, M.Hyde 1-6, D.Lowry 1-8, H.Clinton-Dix 0.5-3, Team 1-10.

QUARTERBACK HITS (70)

9/11	at	Jacksonville:	(7)	N.Perry 4, M.Daniels 1, D.Jones 1, C.Matthews 1.
9/18	at	Minnesota:	(12)	M.Daniels 4, J.Peppers 4, C.Matthews 2, N.Perry 2.
9/25		Detroit:	(4)	M.Daniels 2, M.Hyde 1, N.Perry 1.
10/9		N.Y. Giants:	(7)	C.Matthews 3, N.Perry 3, K.Fackrell 1.
10/16		Dallas:	(2)	L.Guion 1, D.Jones 1.
10/20		Chicago:	(9)	C.Matthews 3, D.Jones 2, J.Peppers 2, M.Daniels 1, D.Lowry 1.
10/30	at	Atlanta:	(3)	M.Daniels 2, D.Jones 1.
11/6		Indianapolis:	(8)	M.Daniels 2, M.Hyde 2, B.Martinez 1, M.Pennel 1, J.Peppers 1, J.Ryan 1.
11/13	at	Tennessee:	(3)	N.Perry 2, B.Martinez 1.
11/20	at	Washington:	(3)	K.Clark 1, C.Matthews 1, N.Perry 1.
11/28	at	Philadelphia:	(5)	J.Thomas 2, D.Jones 1, C.Matthews 1, J.Peppers 1.
12/4		Houston:	(7)	J.Ryan 2, M.Burnett 1, M.Daniels 1, D.Jones 1, D.Lowry 1, J.Peppers 1.
12/11		Seattle:		
12/18	at	Chicago:		
12/24		Minnesota:		
1/1	at	Detroit:		

SEASON TOTALS: (70) M.Daniels 13, N.Perry 13, C.Matthews 11, J.Peppers 9, D.Jones 7, M.Hyde 3, J.Ryan 3, D.Lowry 2, B.Martinez 2, J.Thomas 2, M.Burnett 1, K.Clark 1, K.Fackrell 1, L.Guion 1, M.Pennel 1.

PASSES DEFENSED (73)

9/11	at	Jacksonville:	(7)	D.Randall 2, Q.Rollins 2, H.Clinton-Dix 1, J.Ryan 1, J.Thomas 1.
9/18	at	Minnesota:	(4)	M.Burnett 1, K.Clark 1, B.Martinez 1, J.Ryan 1.
9/25		Detroit:	(7)	J.Thomas 2, L.Gunter 1, J.Hawkins 1, M.Hyde 1, N.Perry 1, D.Randall 1.
10/9		N.Y. Giants:	(8)	Q.Rollins 2, M.Burnett 1, M.Daniels 1, L.Guion 1, L.Gunter 1, J.Peppers 1, J.Thomas 1.
10/16		Dallas:	(3)	M.Burnett 2, D.Goodson 1.
10/20		Chicago:	(9)	L.Gunter 2, M.Burnett 1, M.Hyde 1, D.Jones 1, B.Martinez 1, M.Pennel 1, J.Peppers 1, N.Perry 1.
10/30	at	Atlanta:	(5)	L.Gunter 2, D.Goodson 1, B.Martinez 1, N.Perry 1.
11/6		Indianapolis:	(7)	H.Clinton-Dix 2, M.Burnett 1, K.Fackrell 1, D.Jones 1, B.Martinez 1, J.Ryan 1.
11/13	at	Tennessee:	(2)	K.Brice 1, L.Gunter 1.
11/20	at	Washington:	(5)	M.Burnett 2, L.Gunter 1, B.Martinez 1, J.Peppers 1.
11/28	at	Philadelphia:	(6)	M.Burnett 1, H.Clinton-Dix 1, D.Gunter 1, N.Perry 1, D.Randall 1, Q.Rollins 1.
12/4		Houston:	(10)	M.Burnett 2, L.Gunter 2, Q.Rollins 2, H.Clinton-Dix 1, M.Hyde 1, D.Lowry 1, J.Thomas 1.
12/11		Seattle:		
12/18	at	Chicago:		
12/24		Minnesota:		
1/1	at	Detroit:		

SEASON TOTALS: (73) M.Burnett 11, L.Gunter 11, Q.Rollins 7, H.Clinton-Dix 5, B.Martinez 5, J.Thomas 5, N.Perry 4, D.Randall 4, M.Hyde 3, J.Peppers 3, J.Ryan 3, D.Goodson 2, D.Jones 2, K.Brice 1, K.Clark 1, M.Daniels 1, K.Fackrell 1, L.Guion 1, J.Hawkins 1, D.Lowry 1, M.Pennel 1.

INDIVIDUAL STATISTICS, SPECIAL TEAMS

PUNTING

		J.Schum							
		No	Yds	Avg	TB	In20	Lg	Bk	Net
9/11	at Jax	4	184	46.0	0	0	56	0	42.5
9/18	at Min	5	193	38.6	0	1	44	0	38.6
9/25	Det	2	83	41.5	0	1	43	0	33.5
10/9	NYG	4	146	36.5	0	0	42	0	35.0
10/16	Dal	1	47	47.0	0	1	47	0	47.0
10/20	Chi	1	46	46.0	0	0	46	0	46.0
10/30	at Atl	3	163	54.3	1	0	58	0	38.3
11/6	Ind	4	193	48.3	0	2	65	0	47.5
11/13	at Ten	4	202	50.5	1	1	57	0	39.8
11/20	at Was	3	138	46.0	0	1	58	0	43.3
11/28	at Phi	1	43	43.0	0	1	43	0	43.0
12/4	Hou	5	215	43.0	1	3	48	0	35.8
12/11	Sea								
12/18	at Chi								
12/24	Min								
1/1	at Det								
SEASON		37	1653	44.7	3	11	65	0	40.0
CAREER		93	4001	43.0	7	26	65	0	38.8

KICKING

		M.Crosby			Kickoffs			
		FG	PAT	Pts	No. Ret	TB	Pct	OB
9/11	at Jax	2/2	3/3	9	2	4	66.7	0
9/18	at Min	0/0	2/2	2	2	1	33.3	0
9/25	Det	2/2	4/4	10	4	3	42.9	0
10/9	NYG	3/3	2/2	11	4	1	20.0	0
10/16	Dal	3/3	1/1	10	1	3	75.0	0
10/20	Chi	2/3	2/3	8	2	4	66.7	0
10/30	at Atl	1/1	3/3	6	1	4	80.0	0
11/6	Ind	2/3	2/2	8	2	4	66.7	0
11/13	at Ten	2/2	1/2	7	1	4	80.0	1
11/20	at Was	1/2	3/3	6	2	3	60.0	0
11/28	at Phi	2/2	3/3	9	3	3	50.0	0
12/4	Hou	0/0	3/3	3	3	1	25.0	
12/11	Sea							
12/18	at Chi							
12/24	Min							
1/1	at Det							
SEASON		20/23	29/31	89	27	35	56.5	1
CAREER		256/319	466/472	1234	568	261	31.0	16

ADDITIONAL KICKOFFS:

ON-SIDE KICK RECOVERIES

OWN KICKS (0/2)

Failed - J.Witten vs. Dal (Oct. 16).
Failed - Out of bounds at Ten (Nov. 13).

OPPONENT KICKS (0/2)

Failed - J.Thomas at Ten (Nov. 13).
Failed - D.Adams vs. Hou (Dec. 4).

BLOCKED KICKS

PACKERS (0)

BLOCKED PUNTS

BLOCKED FIELD GOALS

BLOCKED PATs

OPPONENTS (1)

(1) vs. Chicago, Oct. 20 (A.Hicks)

KICKOFF

		T.Montgomery					J.Janis				
		No	Yds	Avg	Lg	TD	No	Yds	Avg	Lg	TD
9/11	at Jax	1	14	14.0	14	0	0	0	--	--	0
9/18	at Min	1	21	21.0	21	0	0	0	--	--	0
9/25	Det	1	24	24.0	24	0	0	0	--	--	0
10/9	NYG	1	24	24.0	24	0	1	18	18.0	18	0
10/16	Dal	2	64	32.0	40	0	0	0	--	--	0
10/20	Chi	0	0	--	--	0	1	17	17.0	17	0
10/30	at Atl			(Inactive)			0	0	--	--	0
11/6	Ind	0	0	--	--	0	0	0	--	--	0
11/13	at Ten	1	23	23.0	23	0	1	28	28.0	28	0
11/20	at Was	2	25	12.5	14	0	1	7	7.0	7	0
11/28	at Phi	1	18	18.0	18	0	0	0	--	--	0
12/4	Hou	1	39	39.0	39	0	1	28	28.0	28	0
12/11	Sea										
12/18	at Chi										
12/24	Min										
1/1	at Det										
SEASON		11	252	22.9	40	0	5	98	19.6	28	0
CAREER		18	470	26.1	46	0	19	504	26.5	70	0

ADDITIONAL KICKOFF RETURNS: K.Davis 1-18 vs. Chi (Oct. 20); T.Davis 3-64 vs. Ind (Nov. 6); R.Rodgers 1-0 at Was (Nov. 20).

PUNT RETURNS

		M.Hyde						T.Davis					
		No	Yds	Avg	FC	Lg	TD	No	Yds	Avg	FC	Lg	TD
9/11	at Jax	0	0	--	0	--	0			(Inactive)			
9/18	at Min	0	0	--	4	--	0	0	0	--	1	--	0
9/25	Det	0	0	--	0	--	0	1	1	1.0	1	1	0
10/9	NYG	0	0	--	0	--	0	1	3	3.0	2	3	0
10/16	Dal	0	0	--	0	--	0	1	25	25.0	1	25	0
10/20	Chi	0	0	--	0	--	0	1	6	6.0	4	6	0
10/30	at Atl	0	0	--	0	--	0	2	60	30.0	0	55	0
11/6	Ind	0	0	--	0	--	0	1	8	8.0	2	8	0
11/13	at Ten	1	2	2.0	1	2	0	2	12	6.0	0	12	0
11/20	at Was	0	0	--	0	--	0	0	0	--	0	--	0
11/28	at Phi	0	0	--	0	--	0	0	0	--	0	--	0
12/4	Hou	0	0	--	0	--	0	0	0	--	0	--	0
12/11	Sea												
12/18	at Chi												
12/24	Min												
1/1	at Det												
SEASON		1	2	2.0	5	2	0	9	115	12.8	11	55	0
CAREER		66	676	10.2	39	93t	3	9	115	12.8	11	55	0

ADDITIONAL PUNT RETURNS: R.Cobb 1-10 at Was (Nov. 20), 1-0 at Phi (Nov. 28), 2-44 vs. Hou (Dec. 4); M.Evans 1-0 vs. Hou (Dec. 4); D.Randall 1-2 at Min (Sept. 18).

SPECIAL TEAMS FUMBLE STATISTICS

FORCED FUMBLES (0)

FUMBLE RECOVERIES (0)

DRIVE STATISTICS

PACKERS SCORING DRIVES (game-by-game)

Date	Opponent	Plays	Yards	Time	Result	Qtr	Scoring Play	Quarterback
9/11	at Jacksonville	6	29	3:05	TD	1	A.Rodgers 6 run	A.Rodgers
9/11	at Jacksonville	9	75	4:43	TD	2	A.Rodgers 6 pass to J.Nelson	A.Rodgers
9/11	at Jacksonville	5	75	0:56	TD	2	A.Rodgers 29 pass to D.Adams	A.Rodgers
9/11	at Jacksonville	13	68	4:48	FG	3	M.Crosby 25 field goal	A.Rodgers
9/11	at Jacksonville	16	73	9:14	FG	4	M.Crosby 20 field goal	A.Rodgers
9/18	at Minnesota	5	52	3:08	TD	1	A.Rodgers 1 pass to J.Nelson	A.Rodgers
9/18	at Minnesota	10	75	4:30	TD	4	A.Rodgers 10 run	A.Rodgers
9/25	vs. Detroit	8	75	3:38	TD	1	A.Rodgers 14 pass to D.Adams	A.Rodgers
9/25	vs. Detroit	4	60	1:44	TD	1	A.Rodgers 8 pass to J.Nelson	A.Rodgers
9/25	vs. Detroit	2	67	0:47	TD	2	A.Rodgers 2 pass to R.Rodgers	A.Rodgers
9/25	vs. Detroit	4	7	0:59	FG	2	M.Crosby 36 field goal	A.Rodgers
9/25	vs. Detroit	7	67	3:53	TD	2	A.Rodgers 17 pass to J.Nelson	A.Rodgers
9/25	vs. Detroit	9	47	5:09	FG	3	M.Crosby 46 field goal	A.Rodgers
10/9	vs. N.Y. Giants	16	75	8:42	TD	1	A.Rodgers 2 pass to J.Nelson	A.Rodgers
10/9	vs. N.Y. Giants	5	80	2:20	TD	2	A.Rodgers 29 pass to D.Adams	A.Rodgers
10/9	vs. N.Y. Giants	4	5	1:15	FG	2	M.Crosby 44 field goal	A.Rodgers
10/9	vs. N.Y. Giants	9	65	4:46	FG	4	M.Crosby 33 field goal	A.Rodgers
10/9	vs. N.Y. Giants	13	73	6:22	FG	4	M.Crosby 25 field goal	A.Rodgers
10/16	vs. Dallas	9	56	4:52	FG	1	M.Crosby 37 field goal	A.Rodgers
10/16	vs. Dallas	9	45	4:08	FG	2	M.Crosby 43 field goal	A.Rodgers
10/16	vs. Dallas	4	0	0:32	FG	4	M.Crosby 34 field goal	A.Rodgers
10/16	vs. Dallas	9	75	3:33	TD	4	A.Rodgers 6 pass to R.Cobb	A.Rodgers
10/20	vs. Chicago	13	53	5:19	FG	1	M.Crosby 32 field goal	A.Rodgers
10/20	vs. Chicago	10	53	1:39	FG	2	M.Crosby 40 field goal	A.Rodgers
10/20	vs. Chicago	13	85	5:19	TD	3	A.Rodgers 5 pass to D.Adams	A.Rodgers
10/20	vs. Chicago	8	88	4:40	TD	4	A.Rodgers 4 pass to D.Adams	A.Rodgers
10/20	vs. Chicago	13	74	8:33	TD	4	A.Rodgers 2 pass to R.Cobb	A.Rodgers
10/30	at Atlanta	6	75	3:33	TD	1	A.Rodgers 5 pass to J.Nelson	A.Rodgers
10/30	at Atlanta	14	75	7:35	TD	2	A.Rodgers 4 pass to G.Allison	A.Rodgers
10/30	at Atlanta	4	15	1:24	TD	2	A.Rodgers 9 pass to T.Davis	A.Rodgers
10/30	at Atlanta	4	64	0:27	FG	2	M.Crosby 29 field goal	A.Rodgers
10/30	at Atlanta	13	86	8:33	TD	4	A.Rodgers 7 pass to J.Janis	A.Rodgers
11/6	vs. Indianapolis	9	53	4:01	FG	1	M.Crosby 34 field goal	A.Rodgers
11/6	vs. Indianapolis	4	47	1:25	TD	1	A.Rodgers 26 pass to J.Nelson	A.Rodgers
11/6	vs. Indianapolis	10	65	5:38	FG	3	M.Crosby 27 field goal	A.Rodgers
11/6	vs. Indianapolis	6	75	1:55	TD	4	A.Rodgers 2 pass to D.Adams	A.Rodgers
11/6	vs. Indianapolis	7	80	1:59	TD	4	A.Rodgers 3 pass to R.Cobb	A.Rodgers
11/13	at Tennessee	9	75	4:19	TD	2	A.Rodgers 1 pass to J.Nelson	A.Rodgers
11/13	at Tennessee	8	64	4:50	FG	2	M.Crosby 29 field goal	A.Rodgers
11/13	at Tennessee	6	75	1:12	TD	2	A.Rodgers 13 pass to J.Starks	A.Rodgers
11/13	at Tennessee	10	78	4:12	TD	3	A.Rodgers 20 run	A.Rodgers
11/13	at Tennessee	11	46	5:30	FG	3	M.Crosby 38 field goal	A.Rodgers
11/20	at Washington	17	75	8:29	TD	2	A.Rodgers 13 pass to J.Nelson	A.Rodgers
11/20	at Washington	9	38	5:22	FG	2	M.Crosby 36 field goal	A.Rodgers
11/20	at Washington	6	75	2:09	TD	4	A.Rodgers 31 pass to J.Starks	A.Rodgers
11/20	at Washington	8	82	4:21	TD	4	A.Rodgers 6 pass to J.Cook	A.Rodgers
11/28	at Philadelphia	10	75	5:09	TD	1	A.Rodgers 12 pass to D.Adams	A.Rodgers
11/28	at Philadelphia	9	75	3:47	TD	2	A.Rodgers 20 pass to D.Adams	A.Rodgers
11/28	at Philadelphia	5	57	2:32	FG	3	M.Crosby 33 field goal	A.Rodgers
11/28	at Philadelphia	13	75	6:28	TD	4	A.Ripkowski 1 run	A.Rodgers
11/28	at Philadelphia	17	78	8:21	FG	4	M.Crosby 32 field goal	A.Rodgers
12/4	vs. Houston	10	50	5:58	TD	2	A.Rodgers 9 pass to R.Cobb	A.Rodgers
12/4	vs. Houston	12	98	5:20	TD	4	A.Rodgers 32 pass to J.Nelson	A.Rodgers
12/4	vs. Houston	8	89	4:41	TD	4	A.Ripkowski 3 run	A.Rodgers

Scoring-Drive Length, Regular Season

Length (minus)	Packers		Opponent	
	TD	FG	TD	FG
0—9	0	0	0	0
10—19	1	0	1	1
20—29	1	0	0	2
30—39	0	1	0	2
40—49	1	3	1	7
50—59	2	5	3	8
60—69	3	5	4	1
70—79	18	3	16	0
80—89	7	0	6	0
90—99	1	0	2	0
SEASON	34	20	33	21

Possessions at a glance

Reg. Season	No.	Avg. Snaps	*3-Plays & Out	Snaps/ TD
Packers	128	6.1	25	23.1
Opponent	124	5.8	20	21.8

*—less if turnover, no first downs or score

Game-Opening Drives

Game		Packers			Opponent		
		Pts	FD	Yds	Pts	FD	Yds
9/11	at Jax	7	2	29	0	1	13
9/18	at Min	0	0	3	0	1	17
9/25	Det	7	3	75	3	4	52
10/9	NYG	7	6	75	0	1	18
10/16	Dal	3	4	56	7	5	75
10/20	Chi	3	3	53	0	0	5
10/30	at Atl	7	3	75	3	3	57
11/6	Ind	3	3	53	0	0	5
11/13	at Ten	0	0	6	7	1	80
11/20	at Was	0	0	0	0	0	-3
11/28	at Phi	7	5	75	7	6	81
12/4	Hou	0	1	19	0	2	31
12/11	Sea						
12/18	at Chi						
12/24	Min						
1/1	at Det						
SEASON		44	30	519	27	24	431

Second-Half Opening Drives

Game		Packers			Opponent		
		Pts	FD	Yds	Pts	FD	Yds
9/11	at Jax	3	3	68	3	2	54
9/18	at Min	0	0	9	0	2	26
9/25	Det	3	3	47	7	5	77
10/9	NYG	0	0	5	0	1	14
10/16	Dal	0	2	29	3	2	47
10/20	Chi	0	0	-14	0	2	16
10/30	at Atl	0	2	20	7	6	80
11/6	Ind	0	4	42	0	0	7
11/13	at Ten	6	3	78	0	0	9
11/20	at Was	0	2	80	3	2	53
11/28	at Phi	3	1	57	0	2	30
12/4	Hou	0	0	1	7	4	63
12/11	Sea						
12/18	at Chi						
12/24	Min						
1/1	at Det						
SEASON		15	20	422	30	28	476

DRIVE STATISTICS

YARDS-GAINED ANALYSIS, REGULAR SEASON

	1st Down			2nd Down.			3rd Down.			4th Down.			Season			By Quarter				By Half		
	Att	Yds	Avg	Att	Yds	Avg	Att	Yds	Avg	Att	Yds	Avg	Att	Yds	Avg	1st	2nd	3rd	4th	1st	2nd	OT
Packers	348	1756	5.1	260	1370	5.3	163	1102	6.8	15	95	6.3	786	4323	5.5	986	1070	1124	1143	2056	2267	0
Opponents	316	1783	5.6	236	1243	5.3	152	1072	7.1	14	68	4.9	718	4166	5.8	990	1298	794	1084	2288	1878	0

DRIVE ENGINEERING, REGULAR SEASON

QB	Drives	Drives ended by					BLK	DOWN	TO	SAF	CLK	Points
	Started	TD	FG	MFG	PUNT	Yielded						
A.Rodgers	126	34	20	3	37	0	6	15	0	11	295	
B.Hundley	2	0	0	0	0	0	1	1	0	0	0	
Packers	128	34	20	3	37	0	7	16	0	11	295	
Opponents	124	33	21	1	44	0	5	11	0	9	288	

RED-ZONE EFFICIENCY

	Regular Season	
	Packers	Opponent
Times Penetrated Opponent 20	49	32
Total Scores	43	31
Touchdowns.	27	21
Field Goals-Attempts	16-18	10-10
Touchdown Percentage551	.656
Scoring Percentage.878	.969
Turnovers	2	0
Downs	2	1
Missed Field Goals	2	0
Time Ran Out	0	0
Ended Not Trying To Score	0	0
Scores From Outside The 20	11	22
Touchdowns.	7	11
Field Goals	4	11

AVERAGE FIELD POSITION

	Regular Season	
	Packers	Opponent
Drives Started	128	124
Average Field Position	GB28	OPP29
Drives Started in Plus Territory.	12	9
Scores	6	5
Touchdowns.	3	2
Field Goals	3	3
Missed Field Goals	2	0
Blocked Field Goals	0	0
Punts	2	0
Turnovers.	1	1
Turnover on Downs	0	0
Ran Out Clock.	1	3
Did Not Attempt to Score.	1	3
Drives Started Inside Own 20.	31	26

GOAL-TO-GO SITUATIONS, REGULAR SEASON

	Summary								GTG Plays		Pct
	Total	TD	Pct	FG	MFG	TO	CLK	DOWN	Plays	TD	
Packers	24	17	.708	5	0	1	0	1	56	17	.304
Opponents	14	12	.857	2	0	0	0	0	29	12	.414

2016 SUPERLATIVES

LONGEST REGULAR-SEASON RETURNS

Packers

Type	Yards	Opp. Date	Player
Punt	55	at Atl, Oct. 30	T.Davis
Interception	44	vs. Det, Sept. 25	D.Randall
Kickoff	40	vs. Dal, Oct. 16	T.Montgomery
Kickoff	39	vs. Hou, Dec. 4	T.Montgomery
Fumble	35	vs. Hou, Dec. 4	M.Burnett

No. of returns 20-plus yards in length: 18
 No. of returns 40-plus yards in length: 3

Opponent

Type	Yards	Opp. Date	Player
Kickoff	99t	vs. Ind, Nov. 6	J.Todman
Kickoff	61	vs. Ind, Nov. 6	J.Todman
Kickoff	42	vs. NYG, Oct. 9	D.Harris
Kickoff	37	at Min, Sept. 18	C.Patterson
Kickoff	37	vs. NYG, Oct. 9	B.Rainey

No. of returns 20-plus yards in length: 21
 No. of returns 40-plus yards in length: 3

LONGEST REGULAR-SEASON PLAYS FROM SCRIMMAGE

Packers

Yards	Opp.	Play
58	at Atl	A.Rodgers to J.Nelson
50	at Phi	A.Rodgers to D.Adams
49	vs. Det	A.Rodgers to J.Nelson
47	at Was	A.Rodgers to J.Cook
47	at Was	A.Rodgers to R.Cobb

Long run:

31	vs. NYG	E.Lacy
30	vs. Chi	T.Montgomery
28	at Jax	E.Lacy
25	vs. Det	E.Lacy
25	vs. Dal	E.Lacy

No. plays 20-plus yards: 48
 No. plays 40-plus yards: 9

Opponent

Yards	Opp.	Play
75t	at Ten	D.Murray run
73t	vs. Det	M.Stafford to M.Jones
70t	at Was	K.Cousins to P.Garcon
66	at Was	R.Kelley run
53	at Was	K.Cousins to J.Crowder

Long run:

75t	at Ten	D.Murray
66	at Was	R.Kelley run
29	vs. Dal	E.Elliott
26	vs. Dal	L.Whitehead
26	at Atl	T.Ward

No. plays 20-plus yards: 50
 No. plays 40-plus yards: 12

MISCELLANEOUS

WEEKLY INACTIVES

9/11	at Jacksonville:	C.Banjo, J.Callahan, T.Davis, J.Elliott, J.Hawkins, K.Murphy, J.Pressley.
9/18	at Minnesota:	C.Banjo, J.Callahan, J.Elliott, J.Hawkins, K.Murphy, S.Shields.
9/25	Detroit:	M.Burnett, J.Callahan, L.Guion, D.Jones, C.Matthews, K.Murphy, S.Shields.
10/9	N.Y. Giants:	J.Callahan, J.Cook, K.Murphy, B.Price, D.Randall, C.Ringo, S.Shields.
10/16	Dallas:	C.Banjo, J.Cook, K.Murphy, C.Ringo, Q.Rollins, S.Shields, J.Starks.
10/20	Chicago:	J.Abbrederis, C.Banjo, J.Cook, K.Murphy, D.Randall, Q.Rollins, J.Starks.
10/30	at Atlanta:	R.Cobb, J.Cook, C.Matthews, T.Montgomery, D.Randall, Q.Rollins, J.Starks
11/6	Indianapolis:	J.Cook, C.Matthews, K.Murphy, D.Randall, C.Ringo, J.Starks, J.Tretter.
11/13	at Tennessee:	J.Cook, D.Jackson, C.Matthews, K.Murphy, D.Randall, C.Ringo, J.Tretter.
11/20	at Washington:	J.Elliott, T.Lang, C.Michael, D.Randall, C.Ringo, J.Ryan, J.Tretter.
11/28	at Philadelphia:	K.Fackrell, D.Goodson, T.Lang, B.Martinez, C.Ringo, J.Ryan, J.Tretter.
12/4	Houston:	T.Davis, M.Dorleant, K.Fackrell, T.Lang, B.Martinez, C.Ringo, J.Tretter.
12/11	Seattle:	
12/18	at Chicago:	
12/24	Minnesota:	
1/1	at Detroit:	

SEASON TOTALS: K.Murphy (8), C.Ringo (7), J.Cook (6), D.Randall (6), J.Tretter (5), C.Banjo (4), J.Callahan (4), C.Matthews (4), S.Shields (4), J.Starks (4), J.Elliott (3), T.Lang (3), Q.Rollins (3), T.Davis (2), K.Fackrell (2), J.Hawkins (2), B.Martinez (2), J.Ryan (2), J.Abbrederis (1), M.Burnett (1), R.Cobb (1), M.Dorleant (1), D.Goodson (1), L.Guion (1), D.Jackson (1), D.Jones (1), C.Michael (1), T.Montgomery (1), J.Pressley (1), B.Price (1).

TIME SPENT IN THE LEAD

Opponent	In Lead	Packers Trailing
9/11 at Jax.....	38:05	5:39
9/18 at Min.....	10:25	30:27
9/25 Det.....	56:22	0:00
10/9 NYG.....	51:18	0:00
10/16 Dal.....	0:00	55:03
10/20 Chi.....	31:55	5:19
10/30 at Atl.....	28:29	26:12
11/6 Ind.....	0:00	59:47
11/13 at Ten.....	0:00	58:17
11/20 at Was.....	2:58	39:08
11/28 at Phi.....	51:04	0:00
12/4 Hou.....	28:12	0:00
12/11 Sea		
12/18 at Chi		
12/24 Min		
1/1 at Det		
SEASON	4:58:45	4:39:52
SEASON AVG	:24:54	23:19

TWO-POINT CONVERSIONS

REGULAR SEASON

Packers (1-3): A.Rodgers run at Atl (Oct. 30).
Opponent (0-4):

NON-OFFENSIVE SCORES

REGULAR SEASON

Packers (0):

Opponent (2): L.Floyd fumble recovery in end zone vs. Chi, Oct. 20; J.Todman 99-yard kickoff return vs. Ind, Nov. 6.

PENALTIES AND REPLAY CHALLENGES

PENALTY STATISTICS

	Regular Season	
	Packers	Opponent
Times Penalized after Offensive Gain	15	12
Gains Wiped Out, Offensive Penalties	65	130
Touchdowns Cost	2	0
Field Goals Cost	0	0
First Downs Lost	5	6
Intentional-Grounding Penalties	0	0
Defensive Pass Interference, Times Flagged	5	8
Yards Given Up	63	245
Defensive 3rd/4th Down Flags (kept drive alive)	5	9
Kick/Punt Return Penalties	6	4
Return Yards Wiped Out	39	36

Touchdowns nullified — GREEN BAY (2): A.Rodgers 21-yard pass to R.Cobb vs. NYG (Oct. 9), A.Rodgers 3-yard pass to T.Montgomery at Was (Nov. 20).

OPPONENTS (0):

2016 REGULAR-SEASON REPLAY CHALLENGES

PACKERS (3/4)

Date, Opp.	Initial Ruling	Ruling
9/11 at Jax	Jacksonville 11 men on field	Penalty on Jax, Defensive 12 On Field, Reversed
10/20 vs. Chi	M.Barkley incomplete pass	N.Perry sacks M.Barkley for -10 yards, Reversed
10/20 vs. Chi	M.Barkley 14 pass to Z.Miller, first down	Upheld
10/30 at Atl	Atlanta 11 men on field	Penalty on Atl, Defensive 12 On Field, Reversed

OPPONENTS (2/3)

Date, Opp.	Initial Ruling	Ruling
10/20 vs. Chi	A.Rodgers 7 pass to T.Montgomery, first down	Upheld
11/28 at Phi	B.Goode downed punt at Philadelphia 1-yard line	Upheld
11/28 at Phi	A.Rodgers 2 pass to J.Cook	Incomplete Pass, Reversed

REPLAY ASSISTANT (1/4)

Last two minutes of the half, overtime, turnovers and scoring plays

Date, Opp.	Initial Ruling	Ruling
10/9 vs. NYG	E.Manning 8 pass to O.Beckham, touchdown	Upheld
10/16 vs. Dal	D.Prescott 1 pass to C.Beasley, touchdown	Upheld
10/16 vs. Dal	T.Montgomery fumbles, recovered by R.Davis	Upheld
11/20 at Was	A.Rodgers 13 pass to J.Nelson, touchdown	Upheld

2016 REGULAR-SEASON PENALTIES ACCEPTED (74)

OFFENSE (29)

Delay of Game (5) — A.Rodgers at Jax (Sept. 11), A.Rodgers at Jax (Sept. 11), A.Rodgers vs. Chi (Oct. 20), A.Rodgers at Ten (Nov. 13), A.Rodgers at Was (Nov. 20)

False Start (7) — B.Bulaga vs. Chi (Oct. 20), J.Janis vs. Chi (Oct. 20), B.Bulaga at Atl (Oct. 30), D.Bakhtiari at Ten (Nov. 13), D.Barclay at Ten (Nov. 13), J.Spriggs at Was (Nov. 20), J.Cook at Phi (Nov. 28)

Holding (12) — R.Rodgers at Min (Sept. 18), T.Lang at Min (Sept. 18), J.Tretter vs. Det (Sept. 25), B.Bulaga vs. Det (Sept. 25), D.Bakhtiari vs. NYG (Oct. 9), D.Bakhtiari vs. Ind (Nov. 6), D.Bakhtiari at Ten (Nov. 13), L.Taylor at Ten (Nov. 13), D.Barclay at Was (Nov. 20), D.Barclay at Was (Nov. 20), L.Taylor at Phi (Nov. 28), C.Linsley at Phi (Nov. 28)

Ineligible Block Above the Waist (1) — D.Adams vs. Hou (Dec. 4)

Ineligible Receiver Downfield (1) — T.Lang vs. Chi (Oct. 20)

Pass Interference (2) — D.Adams at Min (Sept. 18), D.Adams vs. NYG (Oct. 9)

Unsportsmanlike Conduct (1) — J.Tretter at Min (Sept. 18)

DEFENSE (33)

Defensive 12 On Field (1) — K.Fackrell vs. Dal (Oct. 16)

Defensive Delay of Game (1) — H.Clinton-Dix at Ten (Nov. 13)

Encroachment (2) — L.Guion vs. Chi (Oct. 20), M.Daniels at Ten (Nov. 13)

Face Mask (2) — K.Brice at Atl (Oct. 30), J.Peppers at Phi (Nov. 28)

Holding (3) — M.Burnett at Jax (Sept. 11), L.Guion vs. Dal (Oct. 16), K.Brice vs. Ind (Nov. 6)

Illegal Use of Hands (1) — D.Jones vs. Dal (Oct. 16)

Neutral-Zone Infraction (4) — M.Daniels vs. Ind (Nov. 6), N.Perry at Phi (Nov. 28), N.Perry at Phi (Nov. 28), L.Guion vs. Hou (Dec. 4)

Offside (6) — M.Daniels at Jax (Sept. 11), C.Matthews vs. Dal (Oct. 16), D.Jones vs. Chi (Oct. 20), K.Fackrell at Atl (Oct. 30), J.Peppers vs. Ind (Nov. 6), L.Guion vs. Hou (Dec. 4)

Pass Interference (5) — M.Burnett at Jax (Sept. 11), D.Randall at Min (Sept. 18), D.Goodson vs. Dal (Oct. 16), M.Hyde vs. Chi (Oct. 20), L.Gunter at Atl (Oct. 30)

Roughing the Passer (3) — M.Daniels at Min (Sept. 18), D.Jones at Atl (Oct. 30), M.Daniels at Was (Nov. 20)

Unnecessary Roughness (3) — L.Guion at Ten (Nov. 13), H.Clinton-Dix at Ten (Nov. 13), D.Jones at Was (Nov. 20)

Unsportsmanlike Conduct (2) — N.Perry vs. Det (Sept. 25), M.Daniels at Ten (Nov. 13)

SPECIAL TEAMS (12)

False Start (1) — J.Spriggs vs. Chi (Oct. 20)

Holding (4) — T.Montgomery vs. NYG (Oct. 9), J.Hawkins vs. NYG (Oct. 9), J.Janis at Phi (Nov. 28), J.Hawkins vs. Hou (Dec. 4)

Illegal Block Above the Waist (1) — M.Evans vs. Det (Sept. 25)

Illegal Formation (1) — Team (Oct. 20)

Offside on Free Kick (3) — K.Brice vs. NYG (Oct. 9), K.Brice at Atl (Oct. 30), Team at Ten (Nov. 13)

Unsportsmanlike Conduct (2) — J.Janis vs. NYG (Oct. 9), K.Fackrell at Ten (Nov. 13)

TURNOVER STATISTICS AND NOTES

TURNOVER ANALYSIS

	Packers Take			Packers Give			Diff	Cum	NFC Rank	NFL Rank
	Aways			Aways						
	Int	Fum	Tot	Int	Fum	Tot				
Jax	1	0	1	0	0	0	+1	+1	4t	5t
Min	0	1	1	1	2	3	-2	-1	11t	19t
DET	1	0	1	0	0	0	+1	0	8t	14t
BYE	-	-	-	-	-	-	-	0	9	17
NYG	0	1	1	2	0	2	-1	-1	9t	18t
DAL	1	1	2	1	3	4	-2	-3	13	24t
CHI	2	0	2	0	1	1	+1	-2	10t	19t
Atl	0	0	0	0	0	0	0	-2	10t	19t
IND	2	0	2	1	0	1	+1	-1	10	18t
Ten	0	0	0	2	1	3	-3	-4	13	25
Was	0	0	0	1	1	2	-2	-6	14t	27t
Phi	1	0	1	0	0	0	+1	-5	12t	23t
HOU	0	1	1	0	1	1	0	-5	12t	24t
SEA										
Chi										
MIN										
Det										
Total	8	4	12	8	9	17				

HOME GAMES UPPERCASED IN BOLD

Regular-Season Takeaway Breakdown

	Packers	Opponent
Total	12	17
Interceptions	8	8
Fumble Rec.	4	1
Muffed Punt Rec.	0	0
Points off Turnovers	29	30
Touchdowns	2	3
Field Goals	5	3
Didn't attempt score	1	1

REGULAR-SEASON TOUCHDOWN RETURNS

Packers (0):
Opponent (1): L.Floyd fumble recovery in end zone vs.Chi, Oct. 20.

2016 RECORD WHEN...

When...	Record
+4 turnover margin	0-0
+3 turnover margin	0-0
+2 turnover margin	0-0
+1 turnover margin	4-1
even turnover margin	1-1
-1 turnover margin	1-1
-2 turnover margin	0-2
-3 turnover margin	0-1
-4 turnover margin	0-0
recording 0 takeaways	0-3
recording 1 takeaway	5-1
recording 2 takeaways	1-2
recording 3 takeaways	0-0
recording 4 takeaways	0-0
recording 5 takeaways	0-0
recording 0 giveaways	3-1
recording 1 giveaway	2-1
recording 2 giveaways	1-1
recording 3 giveaways	0-2
recording 4 giveaways	0-1
recording 5 giveaways	0-0
recording 0 interceptions	2-4
recording 1 interception	3-1
recording 2 interceptions	1-1
recording 3 interceptions	0-0
recording 4 interceptions	0-0
surrendering 0 interceptions	5-1
surrendering 1 interception	0-4
surrendering 2 interceptions	1-1
surrendering 3 interceptions	0-0
recovering 0 fumbles	4-4
recovering 1 fumble	2-2
recovering 2 fumbles	0-0
recovering 3 fumbles	0-0
losing 0 fumbles	4-2
losing 1 fumble	2-2
losing 2 fumbles	0-1
losing 3 fumbles	0-1

TAKEAWAY SUMMARY (12)

9/11	at Jacksonville:	J.Thomas (interception).
9/18	at Minnesota:	R.Cobb (fumble recovery).
9/25	Detroit:	D.Randall (interception).
10/9	N.Y. Giants:	K.Clark (fumble recovery).
10/16	Dallas:	M.Burnett (interception), J.Thomas (fumble recovery).
10/20	Chicago:	B.Martinez (interception), N.Perry (interception).
10/30	at Atlanta:	None.
11/6	Indianapolis:	H.Clinton-Dix (2 interceptions).
11/13	at Tennessee:	None.
11/20	at Washington:	None.
11/28	at Philadelphia:	H.Clinton-Dix (interception).
12/4	Houston:	M.Burnett (fumble).
12/11	Seattle:	
12/18	at Chicago:	
12/24	Minnesota:	
1/1	at Detroit:	

SEASON TOTALS: H.Clinton-Dix 3 (3 interceptions), J.Thomas 2 (fumble recovery, interception), M.Burnett 2 (fumble, interception), K.Clark 1 (fumble recovery), R.Cobb 1 (fumble recovery), B.Martinez 1 (interception), N.Perry 1 (interception), D.Randall 1 (interception).

Note: Only fumbles lost are credited. Fumbles in which the team maintained possession are not included.

GIVEAWAY SUMMARY (17)

9/11	at Jacksonville:	None.
9/18	at Minnesota:	A.Rodgers (fumble, interception), D.Adams (fumble).
9/25	Detroit:	None.
10/9	N.Y. Giants:	A.Rodgers (2 interceptions).
10/16	Dallas:	A.Rodgers (fumble, interception), T.Montgomery (fumble), J.Nelson (fumble).
10/20	Chicago:	A.Rodgers (fumble).
10/30	at Atlanta:	None.
11/6	Indianapolis:	A.Rodgers (interception).
11/13	at Tennessee:	A.Rodgers (2 interceptions), T.Davis (fumble).
11/20	at Washington:	J.Cook (fumble), B.Hundley (interception).
11/28	at Philadelphia:	None.
12/4	Houston:	A.Rodgers (fumble).
12/11	Seattle:	
12/18	at Chicago:	
12/24	Minnesota:	
1/1	at Detroit:	

SEASON TOTALS: A.Rodgers 11 (7 interceptions, 4 fumbles), D.Adams 1 (fumble), J.Cook 1 (fumble), T.Davis 1 (fumble), B.Hundley 1 (interception), T.Montgomery 1 (fumble), J.Nelson 1 (fumble).

Note: Only fumbles lost are credited. Fumbles in which the team maintained possession are not included.

TAKEAWAY POINTS

Packers Regular Season (29)

Date	Opp.	Turnover	Result	Points
9/11	at Jax	Interception	TD	7
9/25	vs. Det	Interception	FG	3
10/9	vs. NYG	Fumble	FG	3
10/16	vs. Dal	Fumble	FG	3
10/16	vs. Dal	Interception	FG	3
11/6	vs. Ind	Interception	TD	7
11/28	at Phi	Interception	FG	3

Opponent Regular Season (30)

Date	Opp.	Turnover	Result	Points
10/9	vs. NYG	Interception	FG	3
10/16	vs. Dal	Interception	FG	3
10/20	vs. Chi	Fumble	TD	7
11/13	at Ten	Fumble	TD	7
11/13	at Ten	Interception	FG	3
11/20	at Was	Fumble	TD	7

REGULAR-SEASON PLAYER PARTICIPATION

NFL WEEK Player	1	2	3	5	6	7	8	9	10	11	12	13	14	15	16	17	— Season Totals —			
	at JAX	at MIN	DET	NYG	DAL	CHI	at ATL	IND	at TEN	at WAS	at PHI	HOU	SEA	at CHI	MIN	at DET	GP	GS	DNP	INA
Abbrederis, Jared	SUB	SUB	SUB	SUB	SUB	INA	-	-	-	-	-	-	-	-	-	-	5	0	0	1
Adams, Davante	3WR	3WR	SUB	3WR	3WR	3WR	WR	WR	3WR	3WR	3WR	3WR	-	-	-	-	12	11	0	0
Allison, Geronimo	PS	PS	PS	PS	PS	PS	SUB	SUB	SUB	SUB	SUB	SUB	-	-	-	-	6	0	0	0
Bakhtiari, David	LT	LT	LT	LT	LT	LT	LT	LT	LT	LT	LT	LT	-	-	-	-	12	12	0	0
Banjo, Chris	INA	INA	SUB	SUB	INA	INA	IR	-	-	-	-	-	-	-	-	-	2	0	0	4
Barclay, Don	SUB	SUB	SUB	SUB	SUB	SUB	SUB	SUB	SUB	RG	SUB	SUB	-	-	-	-	12	1	0	0
Bradford, Carl	PS	PS	PS	PS	PS	PS	PS	PS	PS	SUB	SUB	SUB	-	-	-	-	3	0	0	0
Brice, Kentrell	SUB	SUB	SUB	SUB	SUB	SUB	SUB	SUB	SUB	SUB	SUB	SUB	-	-	-	-	12	0	0	0
Bulaga, Bryan	RT	RT	RT	RT	RT	RT	RT	RT	RT	RT	RT	RT	-	-	-	-	12	12	0	0
Burks, Brandon	-	-	-	-	-	-	-	PS	-	-	-	-	-	-	-	-	0	0	0	0
Burnett, Morgan	SS	SS	INA	SS	SS	SS	SS	SS	SS	SS	SS	SS	-	-	-	-	11	11	0	1
Cajuste, Devon	PS	PS	PS	PS	PS	PS	PS	PS	PS	PS	PS	PS	-	-	-	-	0	0	0	0
Callahan, Joe	INA	INA	INA	INA	-	-	-	-	-	-	-	-	-	-	-	-	0	0	0	4
Clark, Kenny	SUB	SUB	NT	SUB	DE	SUB	SUB	SUB	SUB	SUB	SUB	SUB	-	-	-	-	12	2	0	0
Clinton-Dix, Ha Ha	FS	FS	FS	FS	FS	FS	FS	FS	FS	FS	FS	FS	-	-	-	-	12	12	0	0
Cobb, Randall	WR	WR	WR	WR	WR	WR	INA	SUB	WR	WR	WR	WR	-	-	-	-	11	10	0	1
Cook, Jared	TE	TE	SUB	INA	INA	INA	INA	INA	INA	TE	SUB	TE	-	-	-	-	6	4	0	6
Crockett, John	IR	IR	IR	IR	IR	IR	IR	IR	IR	IR	IR	IR	-	-	-	-	0	0	0	0
Crosby, Mason	SUB	SUB	SUB	SUB	SUB	SUB	SUB	SUB	SUB	SUB	SUB	SUB	-	-	-	-	12	0	0	0
Daniel, Robertson	-	-	PS	SUB	-	-	-	-	-	-	-	-	-	-	-	-	0	0	0	0
Daniels, Mike	DT	DT	DT	DT	DT	DT	DT	DT	DT	DT	DT	DT	-	-	-	-	12	12	0	0
Davis, Knile	-	-	-	-	-	SUB	SUB	-	-	-	-	-	-	-	-	-	2	0	0	0
Davis, Trevor	INA	SUB	SUB	SUB	SUB	SUB	SUB	SUB	SUB	SUB	SUB	INA	-	-	-	-	10	0	0	2
Dorleant, Makinton	IR	IR	IR	IR	IR	IR	IR	IR	IR	IR	IR	INA	-	-	-	-	0	0	0	1
Elliott, Jayrone	INA	INA	SUB	SUB	SUB	SUB	SUB	SUB	SUB	INA	SUB	SUB	-	-	-	-	9	0	0	3
Evans, Marwin	SUB	SUB	SUB	SUB	SUB	SUB	SUB	SUB	SUB	SUB	SUB	SUB	-	-	-	-	12	0	0	0
Fackrell, Kyler	SUB	SUB	SUB	SUB	SUB	SUB	SUB	SUB	SUB	SUB	INA	INA	-	-	-	-	10	0	0	2
Flores, Jacob	-	-	-	-	-	-	PS	PS	PS	PS	PS	PS	-	-	-	-	0	0	0	0
Gilbert, Reggie	PS	PS	PS	PS	PS	PS	PS	PS	PS	PS	PS	PS	-	-	-	-	0	0	0	0
Goode, Brett	SUB	SUB	SUB	SUB	SUB	SUB	SUB	SUB	SUB	SUB	SUB	SUB	-	-	-	-	12	0	0	0
Goodson, Demetri	SUS	SUS	SUS	SUS	SUB	LCB	LCB	SUB	SUB	LCB	INA	IR	-	-	-	-	6	3	0	1
Guion, Letroy	NT	NT	INA	NT	NT	NT	NT	NT	NT	NT	NT	NT	-	-	-	-	11	11	0	1
Gunter, LaDarius	SUB	RCB	RCB	RCB	RCB	RCB	RCB	RCB	RCB	RCB	RCB	RCB	-	-	-	-	12	11	0	0
Hawkins, Josh	INA	INA	SUB	SUB	SUB	SUB	SUB	SUB	SUB	SUB	SUB	SUB	-	-	-	-	10	0	0	2
Hundley, Brett	DNP	DNP	DNP	DNP	DNP	DNP	DNP	DNP	SUB	SUB	DNP	DNP	-	-	-	-	2	0	10	0
Hyde, Micah	SUB	SUB	SS	3CB	3S	3CB	RCB	3CB	SUB	3CB	3CB	SUB	-	-	-	-	12	8	0	0
Jackson, Don	PS	PS	PS	PS	PS	SUB	RB	SUB	INA	IR	IR	IR	-	-	-	-	3	1	0	1
Janis, Jeff	SUB	SUB	SUB	SUB	SUB	SUB	SUB	3WR	SUB	SUB	SUB	SUB	-	-	-	-	12	1	0	0
Jones, Datone	SUB	SUB	INA	SUB	SUB	SUB	SUB	SUB	DE	SUB	SUB	SUB	-	-	-	-	11	1	0	1
Kerridge, Joe	-	-	-	PS	PS	PS	PS	PS	SUB	SUB	SUB	SUB	-	-	-	-	4	0	0	0
Kuder, Tyler	IR	IR	IR	IR	IR	IR	IR	IR	-	-	-	-	-	-	-	-	0	0	0	0
Lacy, Eddie	RB	RB	RB	RB	RB	RB	IR	IR	IR	IR	IR	IR	-	-	-	-	5	5	0	0
Lang, T.J.	RG	RG	RG	RG	RG	RG	RG	RG	RG	INA	INA	INA	-	-	-	-	9	9	0	3
Linsley, Corey	PUP	PUP	PUP	PUP	PUP	PUP	PUP	C	C	C	C	C	-	-	-	-	5	5	0	0
Lowry, Dean	SUB	SUB	SUB	SUB	SUB	SUB	SUB	SUB	SUB	SUB	DNP	SUB	-	-	-	-	11	0	1	0
Martinez, Blake	ILB	ILB	ILB	ILB	SUB	ILB	ILB	ILB	ILB	ILB	INA	INA	-	-	-	-	10	9	0	2
Mathews, Derrick	-	-	-	-	-	-	-	-	-	-	PS	PS	-	-	-	-	0	0	0	0
Mathews, Clay	LOLB	ROLB	INA	ROLB	ILB	ROLB	INA	INA	INA	ROLB	ILB	ILB	-	-	-	-	8	8	0	4
Michael, Christine	-	-	-	-	-	-	-	-	-	INA	SUB	SUB	-	-	-	-	2	0	0	1
Montgomery, Ty	SUB	SUB	SUB	SUB	SUB	RB	INA	RB	SUB	SUB	SUB	SUB	-	-	-	-	11	2	0	1
Muir, Blake	PS	PS	PS	PS	PS	-	-	-	-	-	-	-	-	-	-	-	0	0	0	0
Murphy, Kyle	INA	INA	INA	INA	INA	INA	DNP	INA	INA	SUB	SUB	SUB	-	-	-	-	3	0	1	8
Nelson, Jordy	WR	WR	WR	WR	WR	WR	WR	WR	WR	WR	WR	WR	-	-	-	-	12	12	0	0
Patrick, Lucas	PS	PS	PS	PS	PS	PS	PS	PS	PS	PS	PS	PS	-	-	-	-	0	0	0	0
Pennel, Mike	SUS	SUS	SUS	SUS	SUB	SUB	SUB	SUB	SUB	SUB	SUB	SUB	-	-	-	-	8	0	0	0
Peppers, Julius	SUB	SUB	LOLB	SUB	LOLB	SUB	LOLB	ROLB	ROLB	SUB	LOLB	LOLB	-	-	-	-	12	7	0	0
Perillo, Justin	SUB	SUB	SUB	SUB	SUB	SUB	2TE	SUB	SUB	-	-	-	-	-	-	-	9	1	0	0
Perry, Nick	ROLB	LOLB	ROLB	LOLB	ROLB	LOLB	ROLB	LOLB	LOLB	LOLB	ROLB	ROLB	-	-	-	-	12	12	0	0
Pressley, Jhurrell	INA	-	-	-	-	-	-	-	-	-	-	-	-	-	-	-	0	0	0	1
Price, Brian	PS	PS	SUB	INA	-	PS	PS	PS	PS	PS	PS	PS	-	-	-	-	1	0	0	1
Randall, Damarious	LCB	LCB	LCB	INA	LCB	INA	INA	INA	INA	INA	LCB	LCB	-	-	-	-	6	6	0	6
Ringo, Christian	SUB	SUB	SUB	INA	INA	SUB	SUB	INA	INA	INA	INA	INA	-	-	-	-	5	0	0	7
Ripkowski, Aaron	SUB	SUB	FB	SUB	FB	SUB	SUB	FB	SUB	SUB	FB	SUB	-	-	-	-	12	4	0	0
Rodgers, Aaron	QB	QB	QB	QB	QB	QB	QB	QB	QB	QB	QB	QB	-	-	-	-	12	12	0	0
Rodgers, Richard	SUB	SUB	TE	TE	SUB	TE	TE	SUB	TE	SUB	SUB	SUB	-	-	-	-	11	5	0	0
Rollins, Quinten	3CB	3CB	3CB	LCB	INA	INA	INA	LCB	LCB	SUB	SUB	3CB	-	-	-	-	9	7	0	3
Ryan, Jake	ILB	ILB	ILB	ILB	SUB	ILB	ILB	ILB	SUB	INA	INA	ILB	-	-	-	-	10	8	0	2
Sandland, Beau	-	-	-	-	-	-	-	-	PS	PS	PS	PS	-	-	-	-	0	0	0	0
Schum, Jacob	SUB	SUB	SUB	SUB	SUB	SUB	SUB	SUB	SUB	SUB	SUB	SUB	-	-	-	-	12	0	0	0
Shields, Sam	RCB	INA	INA	INA	INA	IR	IR	IR	IR	IR	IR	IR	-	-	-	-	1	1	0	4
Spriggs, Jason	SUB	SUB	SUB	SUB	SUB	SUB	SUB	SUB	SUB	SUB	RG	RG	-	-	-	-	12	2	0	0
Starks, James	SUB	SUB	SUB	SUB	INA	INA	INA	INA	RB	RB	RB	RB	-	-	-	-	8	4	0	4
Steuck, Kyle	IR	-	-	-	-	-	-	-	-	-	-	-	-	-	-	-	0	0	0	0
Stewart, Dez	-	-	-	-	-	-	PS	PS	PS	PS	PS	PS	-	-	-	-	0	0	0	0
Taylor, Lane	LG	LG	LG	LG	LG	LG	LG	LG	LG	LG	LG	LG	-	-	-	-	12	12	0	0
Thomas, Joe	SUB	SUB	SUB	SUB	SUB	SUB	SUB	SUB	SUB	ILB	ILB	SUB	-	-	-	-	12	3	0	0
Tretter, JC	C	C	C	C	C	C	C	INA	INA	INA	INA	INA	-	-	-	-	7	7	0	5
Waters, Herb	PS	PS	PS	PS	PS	PS	PS	PS	PS	PS	PS	PS	-	-	-	-	0	0	0	0
Whitehead, Jermaine	PS	PS	PS	PS	PS	PS	SUB	SUB	PS	PS	PS	PS	-	-	-	-	2	0	0	0

STARTERS IN BOLD AT POSITION; DNP — Did not play; INA — Inactive; IR — Injured reserve; PS — Practice squad; PUP — Reserve/Physically Unable to Perform; SUB — Substitute; SUS — Reserve/Suspended; 2TE — Started as second tight end; 3CB — Started as third cornerback; 3S — Started as third safety; 3WR — Started as third wide receiver.

SEASON-HIGHS/W-L BREAKDOWN

INDIVIDUAL

Longest Scoring Run — 20, A.Rodgers, Nov. 13 at Tennessee
 Longest Non-Scoring Run — 31, E.Lacy, Oct. 9 vs. N.Y. Giants

Longest Scoring Pass — 32, A.Rodgers to J.Nelson, Dec. 4 vs. Houston
 Longest Non-Scoring Pass — 58, A.Rodgers to J.Nelson, Oct. 30 at Atlanta

Longest Kickoff Return — 40, T.Montgomery, Oct. 16 vs. Dallas
 Longest Punt Return — 55, T.Davis, Oct. 30 at Atlanta
 Longest Interception Return — 44, D.Randall, Sept. 25 vs. Detroit
 Longest Fumble Return — 35, M.Burnett, Dec. 4 vs. Houston

Longest Punt — 65, J.Schum, Nov. 6 vs. Indianapolis

Longest Field Goal — 46, M.Crosby, Sept. 25 vs. Detroit
 Most Field Goals Attempted — 3, three times, most recently M.Crosby, Oct. 20 vs. Chicago
 Most Field Goals Made — 3, twice, most recently M.Crosby, Oct. 16 vs. Dallas

Most Touchdowns — 2, three times, most recently D.Adams, Nov. 28 at Philadelphia
 Most Rushing Attempts — 17, three times, most recently J.Starks, Nov. 28 at Philadelphia
 Most Rushing Yards — 103, E.Lacy, Sept. 25 vs. Detroit

Most Passing Attempts — 56, A.Rodgers, Oct. 20 vs. Chicago
 Most Completions — 39, A.Rodgers, Oct. 20 vs. Chicago
 Most Passing Yards — 371, A.Rodgers, Nov. 13 at Tennessee
 Most Touchdown Passes — 4, twice, most recently A.Rodgers, Oct. 30 at Atlanta

Most Receptions — 13, D.Adams, Oct. 20 vs. Chicago
 Most Receiving Yards — 156, D.Adams, Nov. 13 at Tennessee

Most Total Yards from Scrimmage — 156, D.Adams, Nov. 13 at Tennessee

Most Defensive Interceptions — 2, H.Clinton-Dix, Nov. 6 vs. Indianapolis
 Most Tackles — 11, M.Burnett, Dec. 4 vs. Houston
 Most Solo Tackles — 11, M.Burnett, Dec. 4 vs. Houston
 Most Sacks — 2.0, N.Perry, Sept. 25 vs. Detroit
 Most Passes Defensed — 2, 12 times, most recently M.Burnett, L.Gunter and Q.Rollins, Dec. 4 vs. Houston

TEAM

Offensive Most...

First Downs — 32, Oct. 20 vs. Chicago
 Rushing Attempts — 32, Oct. 9 vs. N.Y. Giants
 Rushing Yards — 147, Oct. 9 vs. N.Y. Giants
 Pass Attempts — 56, Oct. 20 vs. Chicago
 Completions — 39, Oct. 20 vs. Chicago
 TDs Thrown — 4, twice, most recently Oct. 30 at Atlanta
 Ints. Thrown — 2, twice, most recently Nov. 13 at Tennessee
 Net Passing Yards — 340, Nov. 20 at Washington
 Offensive Plays — 81, Oct. 20 vs. Chicago
 Total Offense — 424, Nov. 20 at Washington
 Time of Possession — 39:36, Oct. 20 vs. Chicago
 Turnovers — 4, Oct. 16 vs. Dallas
 Fumbles — 5, Oct. 16 vs. Dallas
 Fumbles Lost — 3, Oct. 16 vs. Dallas

Longest Scoring Drives

Plays — 17, twice, most recently Nov. 28 at Philadelphia
 Yards — 98, Dec. 4 vs. Houston
 Time — 9:14, Sept. 11 at Jacksonville

Shortest Scoring Drives

Plays — 2, Sept. 25 vs. Detroit
 Yards — 0, Oct. 16 vs. Dallas
 Time — 0:27, Oct. 30 at Atlanta

Defensive Fewest...

First Downs Allowed — 13, Oct. 20 vs. Chicago
 Rushing Att. Allowed — 15, Oct. 9 vs. N.Y. Giants
 Rushing Yards Allowed — 30, Sept. 18 at Minnesota
 Pass Att. Allowed — 26, Oct. 20 vs. Chicago
 Pass Comp. Allowed — 10, Oct. 20 vs. Chicago
 Net Passing Yards Allowed — 120, Oct. 20 vs. Chicago
 Total Plays Allowed — 45, Oct. 20 vs. Chicago
 Total Yards Allowed — 189, Oct. 20 vs. Chicago

Defensive Most...

Takeaways — 2, three times, most recently Nov. 6 vs. Indianapolis
 Interceptions — 2, twice, most recently Nov. 6 vs. Indianapolis
 Fumbles Forced — 2, twice, most recently Oct. 16 vs. Dallas
 Fumbles Recovered — 1, four times, most recently, Dec. 4 vs. Houston
 Passes Defensed — 9, twice, most recently Dec. 4 vs. Houston
 Sacks — 4, three times, most recently Nov. 28 at Philadelphia

	2016 regular season...			2015 regular season...			2014 regular season...			1992-present...		
	Home	Road	Overall	Home	Road	Overall	Home	Road	Overall	Home	Road	Overall
Overall	4-2	2-4	6-6	5-3	5-3	10-6	8-0	4-4	12-4	150-47-1	100-98	250-145-1
On Grass	4-2	2-2	6-4	5-3	4-3	9-6	8-0	3-0	11-0	150-47-1	57-39	207-86-1
On Artificial Surfaces	0-0	0-2	0-2	0-0	1-0	1-0	0-0	1-4	1-4	0-0	43-61	43-61
In Open-Air Stadiums	4-2	2-2	6-4	5-3	4-2	9-5	8-0	4-2	12-2	150-47-1	65-61	215-108-1
In Indoor Stadiums	0-0	0-2	0-2	0-0	1-1	1-1	0-0	0-2	0-2	0-0	35-37	35-37
vs. Division Opponents	2-0	0-1	2-1	0-3	3-0	3-3	3-0	2-1	5-1	66-17-1	46-37	112-54-1
vs. NFC	3-1	1-3	4-4	3-3	4-2	7-5	6-0	3-3	9-3	115-32-1	76-72	191-104-1
vs. AFC	1-1	1-1	2-2	2-0	1-1	3-1	2-0	1-1	3-1	35-15	24-26	59-41
When scoring first	4-0	2-1	6-1	5-2	3-0	8-2	7-0	3-2	10-2	108-19-1	61-36	168-55-1
When Opponent scored first	0-2	0-3	0-5	0-1	2-3	2-4	1-0	1-2	2-2	41-28	39-62	80-90
In overtime	0-0	0-0	0-0	0-0	0-0	0-0	0-0	0-0	0-0	5-3-1	1-5	6-8-1
When leading after first quarter	3-0	0-1	3-1	5-2	3-1	8-3	6-0	3-1	9-1	92-14-1	53-24	144-38-1
When leading at halftime	4-0	2-1	6-1	5-0	3-0	8-0	7-0	4-0	11-0	119-9	79-27	198-36
When leading after third quarter	3-0	2-0	5-0	4-0	4-0	8-0	8-0	4-0	12-0	124-5	90-22	213-27
When trailing after first quarter	0-2	0-3	0-5	0-0	1-2	1-2	1-0	0-1	1-1	26-24	18-47	44-71
When trailing at halftime	0-2	0-3	0-5	0-2	2-3	2-5	1-0	0-1	1-1	22-32-1	18-61	40-93-1
When trailing after third quarter	0-2	0-4	0-6	1-3	1-3	2-6	0-0	0-4	0-4	16-39-1	7-75	23-114-1
When tied at halftime	0-0	0-0	0-0	0-1	0-0	0-1	0-0	0-2	0-2	9-6	3-9	12-15
On Thursday	1-0	0-0	1-0	0-1	1-0	1-1	1-0	0-1	1-1	5-1	5-7	10-8
On Friday	0-0	0-0	0-0	0-0	0-0	0-0	0-0	0-0	0-0	0-0	1-0	1-0
On Saturday	0-0	0-0	0-0	0-0	0-0	0-0	0-0	0-0	0-0	1-0	2-0	3-0
On Sunday/Early Games	2-0	1-1	3-1	1-1	1-1	2-2	1-0	4-2	5-2	92-25-1	46-47	138-72-1
On Sunday/Late Afternoon Games	0-2	0-1	0-3	2-0	3-1	5-1	4-0	0-0	4-0	27-13	23-22	50-35
On Sunday/Night Games	1-0	0-2	1-2	1-1	0-1	1-2	1-0	0-1	1-1	13-3	10-7	23-10
On Monday	0-0	1-0	1-0	1-0	0-0	1-0	1-0	0-0	1-0	12-6	12-13	24-19
When Packers had 100-yard rusher	1-0	0-0	1-0	2-1	1-0	3-1	2-0	1-0	3-0	39-10-1	29-9	68-19-1
When Packers had 100-yard receiver	4-0	1-2	5-2	2-1	2-0	4-1	6-0	3-1	9-1	73-16	44-34	117-50
When Packers had 300-yard passer	1-0	1-2	2-2	1-1	0-1	1-2	5-0	2-1	7-1	37-13	32-22	69-35
When Opponent had 100-yard rusher	0-1	0-2	0-3	2-0	1-1	3-1	0-0	1-2	1-2	25-21-1	20-30	45-51-1
When Opponent had 100-yard receiver	1-0	0-3	1-3	2-0	2-2	4-2	4-0	1-0	5-0	47-16	28-37	75-53
When Opponent had 300-yard passer	1-0	1-1	2-1	1-0	0-1	1-1	2-0	0-1	2-1	24-7	16-20	40-27

TRANSACTIONS BY DATE

1/5	Signed DT William Campbell to the practice squad; Placed DE B.J. McBryde on the practice squad injured list; Signed QB Ryan Williams (reserve/future)	5/10	Released DT Josh Boyd, DT William Campbell, TE David Grinnage, WR Dennis Parks and T Jeremy Vujnovich					
1/15	Signed CB Robertson Daniel to the active roster from the practice squad; Placed TE Andrew Quarless on injured reserve	5/12	Signed S Marwin Evans					
1/18	Signed LB Carl Bradford, DT William Campbell, TE Mitchell Henry, WR Jamel Johnson, DT Christian Ringo, G Matt Rotheram, T Jeremy Vujnovich and WR Ed Williams	5/18	Signed LB Kyle Fackrell					
1/19	Signed DE B.J. McBryde	5/25	Released G/T Vince Kowalski;					
2/12	Re-signed DT Letroy Guion	5/26	Signed QB Marquise Williams;					
3/2	Re-signed K Mason Crosby	6/1	Released QB Ryan Williams	9/5	Signed LS Brett Goode; Claimed RB Jhurrell Pressley off waivers from Minnesota Vikings; Placed CB Makinton Dorleant on injured reserve; Released RB Brandon Burks;		10/24	Signed WR Geronimo Allison and S Jermaine Whitehead to the active roster; Signed WR Dez Stewart to the practice squad; Placed WR Jared Abbrederis and S Chris Banjo on injured reserve
3/8	Re-signed G Lane Taylor	6/17	Signed DT Kenny Clark				10/25	Signed CB Keith Baxter to the practice squad
3/11	Re-signed LB Nick Perry; Signed G/T Vince Kowalski	7/13	Signed RB Brandon Ross				10/26	Signed C Jacob Flores to the practice squad
3/14	Signed DE Ray Drew	7/20	Signed CB Warren Gatewood				10/27	Released WR Jared Abbrederis and CB Keith Baxter
3/22	Re-signed RB James Starks	7/25	Released RB Don Jackson and DE B.J. McBryde				10/31	Released RB Knile Davis and S Chris Banjo
3/28	Signed TE Jared Cook	7/28	Signed WR Harvey Binford				11/2	Signed RB Brandon Burks to the practice squad
4/8	Released LB Nate Palmer	8/2	Signed LB Derrick Mathews				11/5	Activated C Corey Linsley from reserve/physically unable to perform
4/18	Re-signed T/G Don Barclay; Signed LB Lerentée McCray	8/9	Signed LS Jesse Schmitt; Released LB Manoa Pikula				11/7	Signed FB Joe Kerridge to active roster; Released S Jermaine Whitehead
4/25	Released DE Ray Drew	8/14	Signed C Kyle Steuck; Placed LS Jesse Schmitt on injured reserve				11/8	Released DT Tyler Kuder
5/6	Signed WR Geronimo Allison, S Kentrell Brice, LB Beniquez Brown, QB Joe Callahan, CB Makinton Dorleant, C Jacob Flores, LB Reggie Gilbert, TE David Grinnage, CB Josh Hawkins, RB Don Jackson, T Josh James, CB Randall Jette, DT Tyler Kuder, P Peter Mortell, WR Dennis Parks, LB Manoa Pikula, DT Brian Price, WR Devonte Robinson and WR Herb Waters	8/22	Released G Matt Rotheram and LS Jesse Schmitt	9/7	Released TE Kennard Backman and C Jacob Flores		11/11	Signed TE Beau Sandland to the practice squad; Released RB Brandon Burks
5/6	Signed LB Blake Martinez, DE Dean Lowry, WR Trevor Davis and T Kyle Murphy	8/23	Released T Josh James	9/12	Signed T David Bakhtiari to contract extension		11/16	Claimed RB Christine Michael off waivers from Seattle Seahawks; Placed RB Don Jackson on injured reserve
5/9	Signed T Jason Spriggs, TE Casey Pierce, DT Demetris Anderson, RB Brandon Burks, FB Alstevis Squirewell and G Cory Tucker;	8/29	Released DT Demetris Anderson, CB Randall Jette, WR Jamel Johnson, LB Derrick Mathews, P Peter Mortell and WR Ed Williams.	9/14	Released RB Jhurrell Pressley		11/19	Signed LB Carl Bradford to active roster; Released TE Justin Perillo
		8/30	Released WR Harvey Binford and Tim Masthay; Claimed P Jacom Schum off waivers from Tampa Bay Buccaneers; Traded LB Lerentée McCray to Buffalo Bills; Placed TE Kennard Backman, RB John Crockett, C Jacob Flores, TE Mitchell Henry and G Josh Walker on injured reserve	9/27	Released CB Robertson Daniel		11/23	Signed LB Derrick Mathews to the practice squad
		9/2	Released TE Mitchell Henry	10/3	Signed FB Joe Kerridge to the practice squad		12/2	Signed QB Joe Callahan to the practice squad; Released WR Dez Stewart
		9/3	Released WR Geronimo Allison, LB Sam Barrington, LB Carl Bradford, LB Beniquez Brown, CB Robertson Daniel, CB Warren Gatewood, LB Reggie Gilbert, LS Rick Lovato, G Lucas Patrick, TE Casey Pierce, DT Brian Price, RB Brandon Ross, G	10/13	Released QB Joe Callahan		12/3	Activated CB Makinton Dorleant from reserve/injured; designated for return; Placed CB Demetri Goodson on injured reserve
				10/15	Activated CB Demetri Goodson and DT Mike Pennel from exempt status; Released DT Brian Price			
				10/18	Signed DT Brian Price to the practice squad; Released G Blake Muir; Traded for RB Knile Davis from Kansas City Chiefs; Placed CB Sam Shields on injured reserve			
				10/20	Signed RB Don Jackson to the active roster; Placed RB Eddie Lacy in injured reserve			

TRANSACTIONS BY PLAYER

Abbrederis, Jared - WR	10/24/16 Placed on injured reserve	Davis, Trevor - WR	5/6/16 Signed	Linsley, Corey - C	9/3/16 Placed on reserve/physically unable to perform	Ringo, Christian - DT	1/18/16 Signed
Allison, Geronimo - WR	10/27/16 Released	Drew, Ray - DE	3/4/16 Signed		11/5/16 Activated from reserve/physically unable to perform	Robinson, Devonte - WR	5/6/16 Signed
	5/6/16 Signed		4/25/16 Released				6/1/16 Released
	9/3/16 Released	Dorleant, Makinton - CB	5/6/16 Signed	Lowry, Dean - DE	5/6/16 Signed	Ross, Brandon - RB	7/13/16 Signed
	9/5/16 Signed to practice squad		9/5/16 Placed on injured reserve	Lovato, Rick - LS	9/3/16 Released		9/3/16 Released
	10/24/16 Signed to active roster		12/3/16 Activated from reserve/injured; designatd for return	Martinez, Blake - LB	5/6/16 Signed	Rotheram, Matt - G	1/18/16 Signed
Anderson, Demetris - DT	5/9/16 Signed	Evans, Marwin - S	5/10/16 Signed	Masthay, Tim - T	8/30/16 Released		8/22/16 Released
	8/22/16 Released	Fackrell, Kyle - LB	5/12/16 Signed	Mathews, Derrick - LB	8/2/16 Signed	Sandland, Beau - TE	11/11/16 Signed to practice squad
Backman, Kennard - TE	8/30/16 Placed on injured reserve	Flores, Jacob - C	5/6/16 Signed		8/29/16 Released	Schmitt, Jesse - LS	8/9/16 Signed
	9/7/16 Released		8/30/16 Placed on injured reserve	McBryde, B.J. - DE	11/23/16 Signed to practice squad		8/14/16 Placed on injured reserve
Bakhtiari, David - T	9/13/16 Signed contract extension	Gatewood, Warren - CB	10/26/16 Signed to practice squad			Schum, Jacob - P	8/22/16 Released
Banjo, Chris - S	10/24/16 Placed on injured reserve		7/20/16 Signed				8/30/16 Claimed off waivers from Tampa Bay Buccaneers
	10/31/16 Released	Gilbert, Reggie - LB	9/3/16 Released	McCray, Lerentée - LB	4/18/16 Signed	Shields, Sam - CB	10/18/16 Placed on injured reserve
Barclay, Don - TG	4/18/16 Re-signed		5/6/16 Signed		8/30/16 Traded to Buffalo Bills	Sitton, Josh - G	9/3/16 Released
Barrington, Sam - LB	9/3/16 Released	Goode, Brett - LS	9/5/16 Signed	Michael, Christine - RB	11/16/16 Claimed off waivers from Seattle Seahawks	Spriggs, Jason - T	5/9/16 Signed
Baxter, Keith - CB	10/25/16 Signed to practice squad	Goodson, Demetri - CB	9/3/16 Placed on reserve/suspended	Mortell, Peter - P	5/6/16 Signed		5/9/16 Signed
	10/27/16 Released		10/15/16 Activated from exempt status		8/29/16 Released	Starks, James - RB	9/3/16 Released
Binford, Harvey - WR	7/23/16 Signed	Grinnage, David - TE	12/3/16 Placed on injured reserve	Muir, Blake - G	9/5/16 Signed to practice squad	Steuck, Kyle - C	3/22/16 Re-signed
	8/30/16 Released		5/6/16 Signed		10/18/16 Released		8/14/16 Signed
Boyd, Josh - DT	5/9/16 Released	Guion, Letroy - DT	2/12/16 Re-signed	Murphy, Kyle - T	5/6/16 Signed	Stewart, Dez - WR	9/12/16 Released
Bradford, Carl - LB	1/18/16 Signed	Hawkins, Josh - CB	5/6/16 Signed	Palmer, Nate - LB	4/8/16 Released		10/24/16 Signed to practice squad
	9/3/16 Released	Henry, Mitchell - TE	1/18/16 Signed	Parks, Dennis - WR	5/6/16 Signed	Taylor, Lane - G	12/2/16 Released
	9/5/16 Signed to practice squad		8/30/16 Placed on injured reserve		5/9/16 Released	Tucker, Cory - G	3/8/16 Re-signed
	11/19/16 Signed to active roster	Jackson, Don - RB	9/2/16 Released	Patrick, Lucas - G	6/1/16 Signed		5/9/16 Signed
Brice, Kentrell - S	5/6/16 Signed		5/6/16 Signed		9/3/16 Released	Vujnovich, Jeremy - T	6/1/16 Released
Brown, Beniquez - LB	5/6/16 Signed	Jette, Randall - CB	5/6/16 Signed	Pennel, Mike - DT	9/5/16 Signed to practice squad		1/18/16 Signed
	9/3/16 Released		7/23/16 Released		9/3/16 Placed on reserve/suspended	Whitehead, Jermaine - S	5/9/16 Released
	9/5/16 Signed to practice squad	Johnson, Jamei - WR	8/29/16 Released	Perillo, Justin - TE	10/15/16 Activated from exempt status		9/3/16 Released
Burks, Brandon - RB	5/9/16 Signed		1/18/16 Signed	Perry, Nick - LB	11/19/16 Released	Walker, Josh - G	8/30/16 Placed on injured reserve
	9/3/16 Released	Kerridge, Joe - FB	10/3/16 Signed to practice squad		3/11/16 Re-signed		9/3/16 Released
	11/22/16 Signed to practice squad		11/7/16 Signed to active roster	Pierce, Casey - TE	5/9/16 Signed	Waters, Herb - WR	5/6/16 Signed
	11/11/16 Released	Kowalski, Vince - T	3/11/16 Signed		9/3/16 Released		9/3/16 Released
Callahan, Joe - QB	5/6/16 Signed		5/25/16 Released	Pikula, Manoa - LB	5/6/16 Signed	Williams, Ed - WR	1/18/16 Signed
	10/13/16 Released	Kuder, Tyler - DT	5/6/16 Signed		8/9/16 Released		8/23/16 Released
	12/2/16 Signed to practice squad		9/3/16 Placed on injured reserve	Pressley, Jhurrell - RB	9/5/16 Claimed off waivers from Minnesota Vikings	Williams, Marquise - QB	5/28/16 Signed
Campbell, William - DT	1/5/16 Signed to practice squad	Lacy, Eddie - RB	10/20/16 Placed on injured reserve		9/14/16 Released		9/3/16 Released
	1/18/16 Signed			Price, Brian - DT	9/3/16 Signed	Williams, Ryan - QB	5/28/16 Signed
	5/9/16 Released				9/5/16 Signed to practice squad		9/3/16 Released
Clark, Kenny - DT	6/17/16 Signed			Quarless, Andrew - TE	9/22/16 Signed to active roster		1/5/16 Signed (reserve/future)
Cook, Jared - TE	3/28/16 Signed				10/15/16 Released		5/26/16 Released
Crockett, John - RB	8/30/16 Placed on injured reserve				10/18/16 Signed to practice squad		
Crosby, Mason - K	3/2/16 Re-signed				1/15/16 Placed on injured reserve		
Daniel, Robertson - CB	1/15/16 Signed to active roster						
	9/3/16 Released						
	9/22/16 Signed to practice squad						
	9/27/16 Released						
Davis, Knile - RB	10/18/16 Traded for from Kansas City Chiefs						
	10/31/16 Released						

THE LAST TIME

Regular-Season Games Only

RUSHING

200 Yards Rushing, Individual

BY PACKERS — Ahman Green, Dec. 28, 2003, vs. Denver (218 yards)
BY OPPONENT — Adrian Peterson, Dec. 2, 2012, vs. Minnesota (210 yards)

100 Yards Rushing, Individual

BY PACKERS — Eddie Lacy, Sept. 25, 2016, vs. Detroit (103 yards)
BY OPPONENT — Robert Kelley, Nov. 20, 2016, at Washington (137 yards)

100 Yards Rushing, Individual, One Half

BY PACKERS — Eddie Lacy, Dec. 15, 2013, at Dallas (110 yards in second half)
BY OPPONENT — Robert Kelley, Nov. 20, 2016, at Washington (102 yards in second half)

100 Yards Rushing and Receiving, Individual

BY PACKERS — Never
BY OPPONENT — Darrin Nelson, Nov. 13, 1983, at Minnesota (119 yards rushing, 137 receiving)

Two 100-Yard Rushers

BY PACKERS — Ryan Grant (106 yards) and DeShawn Wynn (106 yards), Dec. 28, 2008, vs. Detroit
BY OPPONENT — Tony Dorsett (149 yards) and Robert Newhouse (101 yards), Nov. 12, 1978, vs. Dallas at Milw.

Two 100-Yard Rushers and Two 100-Yard Receivers

BY PACKERS — Ryan Grant (106 yards) and DeShawn Wynn (106), Dec. 28, 2008, vs. Detroit, Donald Driver (111 yards) and Greg Jennings (101 yards), Dec. 28, 2008, vs. Detroit*
BY OPPONENT — Never
*First time in NFL history

Four Touchdowns Rushing, Individual

BY PACKERS — Dorsey Levens, Jan. 2, 2000, vs. Arizona (8, 1, 5, 1 yards)
BY OPPONENT — DeAngelo Williams, Nov. 30, 2008, vs. Carolina (1, 1, 1, 1 yards)

Three Touchdowns Rushing, Individual

BY PACKERS — Ahman Green, Oct. 20, 2002, vs. Washington (24, 2, 8 yards)
BY OPPONENT — Robert Kelley, Nov. 20, 2016, at Washington (10, 1, 4 yards)

Two Touchdowns Rushing, Individual

BY PACKERS — Eddie Lacy, Oct. 2, 2014, vs. Minnesota (11, 10 yards)
BY OPPONENT — Robert Kelley, Nov. 20, 2016, at Washington (10, 1, 4 yards)

PASSING

400 Yards Passing, Individual

BY PACKERS — Aaron Rodgers, Oct. 26, 2014, at New Orleans (418 yards)
BY OPPONENT — Philip Rivers, Oct. 18, 2015, vs. San Diego (503 yards)

300 Yards Passing, Individual

BY PACKERS — Aaron Rodgers, Nov. 28, 2016, at Philadelphia (313 yards)
BY OPPONENT — Kirk Cousins, Nov. 20, 2016, at Washington (375 yards)

Six Touchdown Passes, Individual

BY PACKERS — Aaron Rodgers, Nov. 9, 2014, vs. Chicago (1, 4, 73, 40, 56, 18 yards)
BY OPPONENT — Tommy Kramer, Sept. 28, 1986, at Minnesota (23, 13, 36, 2, 17, 7 yards)

Five Touchdown Passes, Individual

BY PACKERS — Aaron Rodgers, Sept. 28, 2015, vs. Kansas City (8, 3, 27, 4, 4, 4 yards)
BY OPPONENT — Matthew Stafford, Jan. 1, 2012, vs. Detroit (8, 13, 2, 5, 12 yards)

Four Touchdown Passes, Individual

BY PACKERS — Aaron Rodgers, Oct. 30, 2016, at Atlanta (5, 4, 9, 7 yards)
BY OPPONENT — Marcus Mariota, Nov. 13, 2016, at Tennessee (9, 32, 6, 33 yards)

Three Touchdown Passes, Individual

BY PACKERS — Aaron Rodgers, Nov. 20, 2016, at Washington (13, 31, 6 yards)
BY OPPONENT — Kirk Cousins, Nov. 20, 2016, at Washington (17, 44, 70 yards)

Six Interceptions Thrown, Individual

BY PACKERS — Tom O'Malley, Sept. 17, 1950, vs. Detroit
BY OPPONENT — Don Horn, Sept. 26, 1971, vs. Denver at Milw.

Five Interceptions Thrown, Individual

BY PACKERS — Brett Favre, Oct. 30, 2005, at Cincinnati
BY OPPONENT — Rich Gannon, Oct. 28, 1990, vs. Minnesota at Milw.

Four Interceptions Thrown, Individual

BY PACKERS — Brett Favre, Dec. 25, 2005, vs. Chicago
BY OPPONENT — Nick Foles, Oct. 11, 2015, vs. St. Louis

RECEIVING

10 or More Receptions, Individual

BY PACKERS — Jordy Nelson, Nov. 13, 2016, at Tennessee (12 receptions)
BY OPPONENT — Keenan Allen, Oct. 18, 2015, vs. San Diego (14 receptions)

200 Yards Receiving, Individual

BY PACKERS — Jordy Nelson, Sept. 14, 2014, vs. N.Y. Jets (209 yards)
BY OPPONENT — Marvin Jones, Sept. 25, 2016, vs. Detroit (205 yards)

100 Yards Receiving, Individual

BY PACKERS — Jordy Nelson, Dec. 4, 2016, vs. Houston (118 yards)
BY OPPONENT — Pierre Garçon (116 yards) and Jamison Crowder (102 yards), Nov. 20, 2016, at Washington

100 Yards Receiving, One Half, Individual

BY PACKERS — Davante Adams, Nov. 13, 2016, at Tennessee (121 yards in first half)
BY OPPONENT — Delanie Walker, Nov. 13, 2016, at Tennessee (100 yards in first half)

Two 100-Yard Receivers

BY PACKERS — Davante Adams (156 yards) and Jordy Nelson (126 yards), Nov. 13, 2016, at Tennessee
BY OPPONENT — Pierre Garçon (116 yards) and Jamison Crowder (102 yards), Nov. 20, 2016, at Washington

Four Touchdown Receptions, Individual

BY PACKERS — Sterling Sharpe, Nov. 24, 1994, at Dallas (1, 36, 30, 5 yards)
BY OPPONENT — Never

Three Touchdown Receptions, Individual

BY PACKERS — Randall Cobb, Sept. 28, 2015, vs. Kansas City (3, 4, 4 yards)
BY OPPONENT — Vincent Jackson, Nov. 6, 2011, at San Diego (23, 5, 29 yards)

Two Touchdown Receptions, Individual

BY PACKERS — Davante Adams, Nov. 28, 2016, at Philadelphia (12, 20 yards)
BY OPPONENT — Cole Beasley, Oct. 16, 2016, vs. Dallas (1, 4 yards)

INTERCEPTIONS

Four Interceptions, Individual

BY PACKERS — Willie Buchanon, Sept. 24, 1978, at San Diego
BY OPPONENT — Never

Three Interceptions, Individual

BY PACKERS — Tom Flynn, Oct. 28, 1984, vs. Detroit
BY OPPONENT — Vencie Glenn, Dec. 27, 1992, at Minnesota

Two Interceptions, Individual

BY PACKERS — Ha Ha Clinton-Dix, Nov. 6, 2016, vs. Indianapolis
BY OPPONENT — Janoris Jenkins, Oct. 9, 2016, vs. N.Y. Giants

Interception Returned for Touchdown

BY PACKERS — Damarious Randall, Dec. 20, 2015, at Oakland (43 yards)
BY OPPONENT — Cortez Allen, Dec. 22, 2013, vs. Pittsburgh (40 yards)

TOUCHDOWNS

Five Touchdowns, Individual

BY PACKERS — Paul Hornung, Dec. 12, 1965, at Baltimore (2-, 9-, 3-yard runs; 50-, 65-yard receptions)
BY OPPONENT — Never

Four Touchdowns, Individual

BY PACKERS — Dorsey Levens, Jan. 2, 2000, vs. Arizona (8-, 1-, 5-, 1-yard runs)
BY OPPONENT — DeAngelo Williams, Nov. 30, 2008, vs. Carolina (1-, 1-, 1-, 1-yard runs)

Three Touchdowns, Individual

BY PACKERS — Randall Cobb, Sept. 28, 2015, vs. Kansas City (3-, 4-, 4-yard receptions)
BY OPPONENT — Robert Kelley, Nov. 20, 2016, at Washington (10-, 1-, 4-yard runs)

THE LAST TIME

FIELD GOALS/PATS

Five Field Goals Made, Individual

BY PACKERS — Mason Crosby, Nov. 22, 2015, at Minnesota (42, 47, 40, 42, 52 yards)
BY OPPONENT — Dan Bailey, Dec. 15, 2013, at Dallas (47, 23, 43, 50, 50 yards)

Four Field Goals Made, Individual

BY PACKERS — Mason Crosby, Nov. 22, 2015, at Minnesota (42, 47, 40, 42, 52 yards)
BY OPPONENT — Dan Carpenter, Dec. 14, 2014, at Buffalo (27, 51, 35, 48 yards)

60-Yard Field Goal

BY PACKERS — Never
BY OPPONENT — David Akers, Sept. 9, 2012, vs. San Francisco (63 yards)

50-Yard Field Goal

BY PACKERS — Mason Crosby, Nov. 26, 2015, vs. Chicago (50 yards)
BY OPPONENT — Caleb Sturgis, Nov. 28, 2016, at Philadelphia (50 yards)

Blocked Field-Goal Attempt

BY PACKERS — Datone Jones, Oct. 11, 2015, vs. St. Louis (50-yard Greg Zuerlein attempt)
BY OPPONENT — Akiem Hicks, Oct. 20, 2016, vs. Chicago (31-yard Mason Crosby attempt)

Two-Point Conversion

BY PACKERS — Aaron Rodgers, Oct. 30, 2016, at Atlanta
BY OPPONENT — Travis Kelce, Sept. 28, 2015, vs. Kansas City (pass from Alex Smith)

Point After Touchdown Missed

BY PACKERS — Mason Crosby, Nov. 13, 2016, at Tennessee (second attempt, wide left)
BY OPPONENT — Nick Novak, Dec. 4, 2016, vs. Houston (second attempt, wide right)

Blocked Point After Touchdown

BY PACKERS — Datone Jones, Sept. 22, 2013, at Cincinnati (Mike Nugent, fourth attempt)
BY OPPONENT — Ra'Shede Hageman, Dec. 8, 2014, vs. Atlanta (Mason Crosby, fifth attempt)

PUNTING

70-Yard Punt

BY PACKERS — Tim Masthay, Dec. 18, 2011, at Kansas City (71 yards)
BY OPPONENT — Jon Ryan, Sept. 24, 2012, at Seattle (73 yards)

60-Yard Punt

BY PACKERS — Jacob Schum, Nov. 6, 2016, vs. Indianapolis (65 yards)
BY OPPONENT — Pat McAfee, Nov. 6, 2016, vs. Indianapolis (67 yards)

Blocked Punt

BY PACKERS — Jamari Lattimore, Nov. 4, 2013, vs. Chicago (Adam Podlesh, punter)
BY OPPONENT — Bryan Braman, Nov. 16, 2014, vs. Philadelphia (Tim Masthay, punter)

10 Punts, Individual

BY PACKERS — Jon Ryan, Nov. 19, 2006, vs. New England (10 punts; 459 yards)
BY OPPONENT — Chris Kluwe, Dec. 21, 2006, vs. Minnesota (10 punts; 434 yards)

No Punts

BY PACKERS — Oct. 26, 2014, at New Orleans
BY OPPONENT — Oct. 26, 2014, at New Orleans

OTHER SPECIAL TEAMS

Kickoff Returned for Touchdown

BY PACKERS — Randall Cobb, Sept. 8, 2011, vs. New Orleans (108 yards)
BY OPPONENT — Jordan Todman, Nov. 6, 2016, vs. Indianapolis (99 yards)

Punt Returned for Touchdown

BY PACKERS — Micah Hyde, Dec. 28, 2014, vs. Detroit (55 yards)
BY OPPONENT — Marcus Thigpen, Dec. 14, 2014, at Buffalo (75 yards)

Blocked (Opponent) Field Goal Returned for Touchdown

BY PACKERS — Willie Buchanon, Dec. 17, 1972, at New Orleans (57 yards)
BY OPPONENT — Shawn Springs, Nov. 1, 1999, vs. Seattle (61 yards)

Blocked Punt Returned for Touchdown

BY PACKERS — Dezman Moses, Oct. 28, 2012, vs. Jacksonville (0 yards; Bryan Anger, punter)
BY OPPONENT — DeVier Posey, Oct. 14, 2012, at Houston (0 yards; Tim Masthay, punter)

Recovered Own Onside Kick Attempt

BY PACKERS — Damarious Randall, Nov. 15, 2015, vs. Detroit (Mason Crosby, kicker)
BY OPPONENT — Darrell Stuckey, Nov. 6, 2011, at San Diego (Nick Novak, kicker)

OTHER DEFENSE

Shutout Posted

BY PACKERS — Oct. 31, 2010, at N.Y. Jets (9-0)
BY OPPONENT — Nov. 19, 2006, vs. New England (35-0)

Fumble Returned for Touchdown

BY PACKERS — Casey Hayward, Nov. 16, 2014, vs. Philadelphia (49 yards)
BY OPPONENT — Leonard Floyd, Oct. 20, 2016, vs. Chicago (0 yards)

Safety Scored

BY PACKERS — Team, Dec. 28, 2014, vs. Detroit (Matthew Stafford penalized for intentional grounding in end zone)
BY OPPONENT — Malik Jackson, Nov. 1, 2015, at Denver (Richard Rodgers tackled in end zone)

Five Sacks, Individual

BY PACKERS — Vonnie Holliday, Dec. 22, 2002, vs. Buffalo
BY OPPONENT — Antwan Odom, Sept. 20, 2009, vs. Cincinnati

Four Sacks, Individual

BY PACKERS — Kabeer Gbaja-Biamila, Jan. 2, 2005, at Chicago
BY OPPONENT — Chris Clemons, Sept. 24, 2012, at Seattle

Three Sacks, Individual

BY PACKERS — A.J. Hawk, Oct. 13, 2013, at Baltimore
BY OPPONENT — Dwight Freeney, Dec. 27, 2015, at Arizona

MISCELLANEOUS

No Penalties

BY PACKERS — Nov. 4, 2013, vs. Chicago
BY OPPONENT — Dec. 14, 1997, at Carolina

Game Without Touchdown

BY PACKERS — Dec. 12, 2010, at Detroit
BY OPPONENT — Oct. 4, 2015, at San Francisco

50 Points, Game

BY PACKERS — 53, Nov. 16, 2014, vs. Philadelphia
BY OPPONENT — 51, Nov. 24, 2008, at New Orleans

40 Points, Game

BY PACKERS — 43, Dec. 8, 2014, vs. Atlanta
BY OPPONENT — 42, Nov. 20, 2016, at Washington

500 Yards Total Offense

BY PACKERS — 502, Dec. 8, 2014, vs. Atlanta
BY OPPONENT — 515, Nov. 20, 2016, at Washington

Tie Game

Green Bay 26, Minnesota 26, Nov. 24, 2013

MINNEAPOLIS -- Sam Bradford had a Minnesota debut almost as dazzling as the new \$1.1 billion building itself, completing 22 of 31 passes for 286 yards, two touchdowns and no turnovers to lead the Vikings to a 17-14 victory over the Green Bay Packers on Sunday night just 15 days after he arrived in a trade.

The defense did the rest, harassing Aaron Rodgers for five sacks and two fourth-quarter turnovers that quashed the comeback and sent the crowd of 66,813 into a deafening frenzy in the third quarter, with a tight knee injury, and only 19 yards on 12 carries, but the Vikings (2-0) proved they still have a lot of options. Stefon Diggs caught nine passes for 182 yards and a touchdown. They held the Packers (1-1) to 65 total yards in the first half, withstanding an early touchdown pass by Rodgers to Jordy Nelson on a drive aided by two penalties by cornerback Terence Newman.

Tray Wayne, who had two penalties himself, intercepted Rodgers' pass in Vikings territory with 1:30 left to seal the victory. The previous drive was killed with a strip sack by Brian Robison, when Shamar Stephen recovered at the Minnesota 44 with 6:53 remaining.

Rodgers, who ran for 29 yards and a touchdown, began to find a groove throwing the ball down the stretch. He finished 12 for 21 for 154 yards in the second half, but Bradford was the better quarterback on this night.

The Vikings, who aggressively traded two premium draft picks including next year's first-rounder to Philadelphia to fetch Bradford after Teddy Bridgewater went down with a massive left knee injury, boldly eschewed a field-goal try early in the second quarter.

Bradford found Diggs for a 4-yard completion on fourth-and-1 from the 18. Then he hit Kyle Rudolph for an 8-yard touchdown pass three plays later.

Bradford was hit hard on his non-throwing hand by Packers outside linebacker Clay Matthews while following through on a pass at one point during the drive. He visited the locker room briefly for further examination but never missed a snap, despite significant swelling beneath his left pinky. There were only a couple of instances that even hinted of nervousness for Bradford and the offense, when one throw on the first drive sailed well past, where Rudolph's route ended and another later in the first quarter was in the air too quickly for Rudolph to turn around.

OFFICIALS — Referee: Walt Anderson (66); Umpire: Burch Hannah (40); Head Linesman: Jerrod Phillips (6); Line Judge: Byron Boston (18); Side Judge: Laird Hayes (125); Field Judge: John Jenkins (117); Back Judge: Gregory Wilson (119); Replay Official: Billy Smith

STARTING LINEUPS

Green Bay Packers			Minnesota Vikings		
Offense	Defense		Offense	Defense	
WR 87 Nelson	NT 98 Dalton		WR 12 Johnson	LE 96 Robinson	
LT 69 Dakiniani	DT 76 McDaniels		LT 75 McKill	DT 93 S. Stephen	
LG 65 L. Taylor	LOLB 53 N. Perry		LG 61 A. Boone	NT 98 L. Joseph	
C 73 T. Treter	ILB 47 J. Ryan		C 61 J. Berger	RE 97 E. Griffin	
RG 70 T. Lago	ILB 50 B. Matthews		RG 63 B. Fusco	MLB 54 A. Kendrick	
RT 89 J. Cook	ROLB 52 C. Matthews		RT 71 A. Smith	SLB 55 E. Barr	
TE 89 J. Cook	LCB 23 D. Randall		TE 82 K. Rudolph	LOB 23 T. Newman	
WR 17 D. Adams	RCB 36 L. Gunter		WR 14 S. Diggs	RCB 26 T. Waynes	
WR 18 R. Cobb	SS 42 M. Burnett		WR 8 S. Bradford	SS 34 A. Sendejo	
WR 17 A. Rodgers	FS 21 H. Clinton-Dix		WR 19 A. Thielen	FS 22 H. Smith	
RB 27 E. Lacy	CB 24 A. Peterson		RB 28 A. Peterson	CB 24 C. Munneke	

FIELD GOALS (made () & missed)

Team	Qtr	Time	Player	Description	(Extra Point)	(Drive Info)
Green Bay Packers						
Minnesota Vikings						
Home:						
Visitor:						
UT	A	TELT	UT	A	TELT	UT
UT	A	TELT	UT	A	TELT	UT

GREEN BAY DEFENSIVE STATISTICS (official)

Player	Int	PD	FF	FR	Int	PD
M. Hyde	1	2	0	0	0	0
K. Clark	0	3	0	0	0	0
L. Gunter	2	0	1	0	0	0
J. Peterson	2	0	1	0	0	0
D. Randall	2	0	2	0	0	0
M. Burnett	1	0	1	0	0	0
K. Rackell	1	0	1	0	0	0
C. Rollins	0	1	0	0	0	0
Totals	43	18	13	61	4-32	12

Green Bay Packers

Player	Att	Yds	Sk	TD	LG	In	RT
E. Lacy	12	50	9.2	4	13	1	70.7
A. Rodgers	3	29	6.7	1	10	1	70.7
J. Starks	1	1	0.4	0	5	1	70.7
Total	23	83	3.6	6	13	3	70.7

Minnesota Vikings

Player	Att	Yds	Sk	TD	LG	In	RT
A. Peterson	12	19	1.6	1	16	0	121.2
M. A. Smith	6	14	2.3	0	12	0	121.2
J. McKinnon	2	1.0	3.0	0	3	0	121.2
C. Patterson	1	-2	-3.0	0	-3	0	121.2
S. Bradford	22	30	1.4	0	12	0	121.2
Total	43	67	7.9	1	22	0	121.2

INTERCEPTIONS

Player	No	Yds	AVG	LG	TD
Total	20	213	10.7	39	1

PASS RECEIVING

Player	No	Yds	AVG	LG	TD
J. Nelson	5	73	14.6	39	1
R. Cobb	4	42	8.4	14	0
J. Cook	4	31	7.8	14	0
D. Adams	3	26	8.7	13	0
R. Rodgers	2	25	12.5	15	0
J. Starks	1	16	16.0	16	0
Total	20	213	10.7	39	1

PUNTING

Player	No	Yds	AVG	NET	TB	In20	LG
J. Schum	5	193	38.6	38.6	0	1	44
Total	5	193	38.6	38.6	0	1	44

PUNT RETURNS

Player	No	Yds	AVG	FC	LG	TD
D. Randall	1	2	2.0	0	2	0
M. Hyde	0	0	0.0	4	0	0
T. Davis	0	0	0.0	0	0	0
(downed)	1	0	0.0	5	0	0
Returns	1	2	2.0	0	2	0

KICK RETURNS

Player	No	Yds	AVG	FC	LG	TD
T. Montgomery	1	21	21.0	0	21	0
(tback)	3	0	0.0	0	0	0
Returns	1	21	21.0	0	21	0

FUMBLES

Player	Fum	Lost	Rec	Yds	TD	FF	Rec	Yds	TD	Bds	Out
A. Rodgers	3	1	0	0	0	0	0	0	0	0	0
D. Adams	1	1	0	0	0	0	0	0	0	0	0
J. Treter	0	0	1	0	0	0	0	0	0	0	0
R. Cobb	0	0	0	0	0	1	1	0	0	0	0
L. Gunter	0	0	0	0	0	1	1	0	0	0	0
Total	4	2	2	0	0	2	1	0	0	0	0

TOTAL FIRST DOWNS 20

By Rushing 10

By Passing 10

By Penalty 5

THIRD-DOWN EFFICIENCY 6-13-46%

FOURTH-DOWN EFFICIENCY 0-1-0%

TOTAL NET YARDS 263

Total Offensive Plays 64

Average gain per offensive play 4.1

NET YARDS RUSHING 83

Total Rushing Plays 23

Average gain per rushing play 3.6

NET YARDS PASSING 180

Times thrown - Yards lost att. to pass 5-33

Gross yards passing 213

PASS ATT-COMP-INT 36-20-1

Average gain per pass play 4.4

KICKOFFS Number-In Ez-Touchbacks 3-2-1

PUNTS Number and Average 5-38.6

Had Blocked 0

EGS - PATs had blocked 0-0

Net Punting Average 38.6

TOTAL RETURN YARDS (not inc. kickoffs) 38.7

No. and Yards Punt Returns 1-2

No. and Yards Kickoff Returns 1-21

No. and Yards Interception Returns 0-0

PENALTIES Number and Yards 6-72

FUMBLES Number and Lost 4-2

TOUCHDOWNS 2

Rushing 1

Passing 1

EXTRA POINTS Made-Attempts 2-2

Kicking Made-Attempts 2-2

FIELD GOALS Made-Attempts 0-0

RED-ZONE EFFICIENCY 2-3-67%

GOAL-TO-GO EFFICIENCY 2-2-100%

SAFETIES 14

FINAL SCORE 17

TIME OF POSSESSION 29:42

30:18

GREEN BAY 34, DETROIT 21

Lambeau Field, Sunday, Sept. 25, 2016. Attendance: 78,411. Time: 2:54. Weather: 72° F, Humidity: 84 percent. Wind: S 17 mph

GAME 3

GREEN BAY, Wis. — The timing is back for quarterback Aaron Rodgers and the rest of Green Bay's offense. The Packers' pass defense might need a little work, though.

Rodgers threw for 205 yards and four touchdowns, including two in the first half to Jordy Nelson, and the Packers snapped out of their offensive funk before holding off the Detroit Lions for a 34-27 win Sunday.

Rodgers was 15 of 24, leading the Packers to touchdowns on their first three series. Nelson had 101 yards on six catches, returning to the form that made him one of the NFL's best receivers before missing the 2015 season with a knee injury.

They moved the ball on the Lions' short-handed defense with ease in the first half. The Packers (2-1) led 31-10 at halftime before the Lions slowly chipped away.

Marion Jones' 35-yard touchdown catch with 3:34 left got Detroit (1-2) within seven. But Rodgers had a critical 11-yard run on third-and-8 from the Packers' 27 with 3:22 left to effectively seal the win.

Jones had a career-high 205 yards on six receptions. Matthew Stafford passed for 385 yards and three scores for the Lions, who held advantages in total yardage (418-324) and time of possession, holding the ball for 35 minutes.

But the Packers burned the secondary with big plays to build a big lead, and Eddie Lacy ran for 103 yards on 17 carries.

Coach Mike McCarthy and Rodgers heard questions about the out-of-sync passing game following the 17-14 loss last week to Minnesota.

Now the Packers head into an early bye week with renewed confidence after a successful opener at Lambeau field.

The Lions gained chunks of yardage in the second half after being forced to play catch-up following Green Bay's big early lead. The Packers' defense was also missing four starters, including linemen Clay Matthews.

Stafford found holes over the middle of the field. He connected with Jones for a 23-yard completion on the first play from scrimmage in the second half to the Detroit 46.

But Green Bay's staunch run defense had another big day, albeit against a Lions offense playing without injured tailback Ameer Abdullah. Detroit managed just 50 yards on 23 carries, with a team-high 38 yards on 10 carries by Dwayne Washington.

Jones gave the Lions a boost going into halftime with a 73-yard touchdown pass from Stafford to get Detroit within 31-10. He stiff-armed cornerback Josh Hawkins before sprinting untouched 45 yards into the end zone.

The Packers' offense accomplished two of McCarthy's bigger goals for this week: Receivers worked the middle of the field, and Lacy got more carries in the running game. Nelson was lined up in the slot on his 8-yard touchdown catch in the first quarter, when Rodgers pump-faked, then stepped up in the pocket to find Nelson. Lacy looked rejuvenated as he bounced off defenders for a 25-yard run in the second quarter.

OFFICIALS — Referee: Carl Cheffers (51); Umpire: Ruben Fowler (71); Head Linesman: Kent Payne (79); Line Judge: Tim Podzara (47); Side Judge: Jon Luchiansky (89); Field Judge: Brad Freeman (88); Back Judge: Jim Quirk (63); Replay Official: Charles Stewart

STARTING LINEUPS

Detroit Lions		Green Bay Packers	
Offense	Defense	Offense	Defense
WR 15 G. Tate	DE 98 D. Taylor	WR 67 J. Nelson	NT 97 K. O'Kirk
LT 68 T. Decker	DT 93 T. Walker	LT 69 D. Bakhtiari	DT 76 M. Daniels
LG 72 L. Tomlinson	DT 92 H. Ngata	LG 66 L. Taylor	LOLB 56 J. Peppers
C 64 T. Swanson	DE 61 K. Hyder	C 73 J. Ryan	ILB 47 J. Ryan
RG 75 L. Warford	OLB 50 T. Ambrister	RG 70 T. Lano	ILB 50 B. Martinez
RT 71 R. Raft	MLB 59 T. Whitnaker	RT 75 B. Bulaga	ROLB 53 M. Perry
TE 85 E. Elton	OLB 33 K. Van Noy	TE 82 R. Rodgers	LOB 23 D. Randall
WR 11 M. Jones	CB 23 D. Slay	WR 18 R. Cobb	RQB 36 L. Gardner
WR 80 A. Boldin	CB 24 M. Lawson	SS 21 A. Rodgers	SS 33 M. Hyde
QB 9 M. Stafford	SS 32 T. Wilson	FB 27 E. Lacy	FB 21 H. Clinton-Dix
RB 25 T. Riddick	FS 27 G. Dunn	FB 22 A. Ripkowski	CB 24 O. Hollins

GREEN BAY SUBSTITUTIONS — K 2 M. Crosby, P 10 J. Schum, WR 11 T. Davis, WR 17 D. Adams, S 25 M. Evans, CB 28 J. Hawkins, S 29 K. Brice, S 32 C. Bang, RB 44 J. Starks, LB 44 J. Thomas, LB 51 K. Fackell, LB 67 D. Barclay, T 78 J. Springs, TE 80 J. Perillo, WR 83 J. Jans, WR 84 J. Albrechts, WR 88 T. Montgomery, TE 89 J. Elliott, DE 94 D. Lowry, DT 99 C. Ringo, **DID NOT PLAY** — QB 7 B. Hundley, **INACTIVES** — QB 6 J. Callahan, CB 37 S. Shields, S 42 M. Burnett, LB 52 C. Matthews, T 68 K. Murphy, DE/LB 95 D. Jones, DT 98 L. Gunter.

FIELD GOALS (made / & missed)

Player	Attempts	Yards	Result
M. Pater	(4/2)	43	WR (50)
DETROIT:			
HOME:			
VISITOR:			
Team	Qtr	Time	Play Description (Extra Point/Drive Info)
Lions	1	11:22	D. Adams 14 yd. pass from A. Rodgers (M. Crosby kick) (8-75, 3:38)
Packers	1	2:45	M. Pater 42 yd. Field Goal (15-52, 8:37)
Packers	1	1:01	J. Nelson 8 yd. pass from A. Rodgers (M. Crosby kick) (4-61, 1:44)
Packers	2	14:46	R. Rodgers 2 yd. pass from A. Rodgers (M. Crosby kick) (2-67, 0:47)
Packers	2	10:41	M. Crosby 36 yd. Field Goal (4-57, 0:59)
Packers	2	1:10	J. Nelson 17 yd. pass from A. Rodgers (M. Crosby kick) (7-67, 3:53)
Lions	3	8:23	M. Jones 73 yd. pass from M. Stafford (M. Pater kick) (12-77, 6:37)
Lions	4	3:14	M. Crosby 46 yd. Field Goal (9-47, 5:09)
Lions	4	12:32	M. Pater 55 yd. Field Goal (10-50, 5:42)
Lions	4	3:34	M. Jones 35 yd. pass from M. Stafford (M. Pater kick) (6-62, 1:31)

GREEN BAY DEFENSIVE STATISTICS (official)

UT	A	TEL	TI	SK	QBH	FF	ER	Int	PD
10	0	0	10	0-0	1	0	0	0	1
8	1	4	9	2-8	1	0	0	0	1
5	3	1	8	0-0	0	0	0	0	0
6	0	1	6	0-0	0	0	0	0	0
5	0	0	5	0-0	0	0	0	0	0
3	2	0	5	0-0	0	0	0	0	0
3	0	1	3	0-0	0	0	0	0	1
3	0	0	3	0-0	0	0	0	0	0
0	3	0	0	3-0	0	0	0	0	2
2	0	1	2	0-0	0	0	0	0	0
Totals	53	11	10	64	3-17	4	0	0	1-44

Detroit Lions		Green Bay Packers	
RUSHING	ATT	YDS	AVG
D. Washington	10	38	3.8
M. Jones	2	11	5.5
J. Tate	10	9	0.9
G. Tate	1	8	-8.0
Total	23	50	2.2

ATT		CMP		YDS		SKYD		TD	
41	28	385	3/17	3	731	1	112.3	0	0
Total	41	28	385	3/17	3	731	1	112.3	0

PASS RECEIVING		NO		YDS		AVG		LG	
T. Riddick	7	39	5.6	12	0	0	0		
M. Jones	6	205	34.2	731	2	0	0		
E. Elton	5	69	13.8	21	0	0	0		
G. Tate	4	40	10.0	15	7	1	0		
A. Boldin	4	22	5.5	7	1	0	0		
J. Starks	1	13	13.0	13	0	0	0		
D. Washington	1	-3	-3.0	-3	0	0	0		
Total	28	385	13.8	731	3	0	0		

INTERCEPTIONS		NO		YDS		AVG		LG	
Total	0	0	0.0	0	0	0	0		

PUNTING		NO		YDS		AVG		NET	
S. Martin	2	95	47.5	47.0	0	0	0		
Total	2	95	47.5	47.0	0	0	0		

PUNT RETURNS		NO		YDS		AVG		FC	
A. Roberts	2	16	8.0	8	0	0	0		
Returns	2	16	8.0	8	0	0	0		

KICK RETURNS		NO		YDS		AVG		FC	
A. Roberts	3	68	22.7	0	0	0	0		
D. Washington	1	21	21.0	0	0	0	0		
(tback)	1	0	0.0	0	0	0	0		
Returns	4	89	22.3	0	0	0	0		

FUMBLES		Fum		Lost		Rec		Yds	
Total	0	0	0	0	0	0	0	0	0

RUSHING		ATT		YDS		AVG		LG	
E. Lacy	17	103	6.1	17	0	0	0		
A. Rodgers	5	22	4.4	24	25	0	0		
T. Montgomery	1	-1	-1.0	1	0	0	0		
J. Starks	1	1	1.0	1	0	0	0		
Total	24	123	5.1	24	25	0	0		

PASSING		ATT		CMP		YDS		SKYD	
A. Rodgers	24	15	205	2/4	4	49	0		
Total	24	15	205	2/4	4	49	0		

PASS RECEIVING		NO		YDS		AVG		LG	
J. Nelson	6	101	16.8	49	2	0	0		
D. Adams	2	23	11.5	14	1	1	0		
R. Rodgers	2	9	4.5	7	1	0	0		
R. Cobb	1	33	33.0	33	0	0	0		
J. Cook	1	15	15.0	15	0	0	0		
J. Perillo	1	13	13.0	13	0	0	0		
J. Starks	1	9	9.0	9	0	0	0		
E. Lacy	1	2	2.0	2	0	0	0		
Total	15	205	13.7	49	4	0	0		

INTERCEPTIONS		NO		YDS		AVG		LG	
D. Randall	1	44	44.0	44	0	0	0		
Total	1	44	44.0	44	0	0	0		

PUNTING		NO		YDS		AVG		NET	
J. Schum	2	83	41.5	33.5	0	0	0		
Total	2	83	41.5	33.5	0	0	0		

PUNT RETURNS		NO		YDS		AVG		FC	
T. Davis	1	1	1.0	1	1	1	0		
Returns	1	1	1.0	1	1	1	0		

KICK RETURNS		NO		YDS		AVG		FC	
T. Montgomery	1	24	24.0	0	0	0	0		
(out of bounds)	1	0	0.0	0	0	0	0		
(tback)	1	0	0.0	0	0	0	0		
Returns	1	24	24.0	0	0	0	0		

FUMBLES		Fum		Lost		Rec		Yds	
Total	0	0	0	0	0	0	0	0	0

TOTAL FIRST DOWNS		Visitor		Home	
By Rushing	22	17	17	0	0
By Passing	4	6	6	0	0
Total	17	9	9	0	0
By Penalty	1	2	2	0	0
THIRD-DOWN EFFICIENCY	8-14-57%	5-10-50%			
FOURTH-DOWN EFFICIENCY	1-1-100%	0-0-0%			
TOTAL NET YARDS	418	324	324	0	0
Total Offensive Plays	67	50	50	0	0
Average gain per offensive play	6.2	6.5	6.5	0	0
NET YARDS RUSHING	50	123	123	0	0
Total Rushing Plays	22	24	24	0	0
Average gain per rushing play	2.2	5.1	5.1	0	0
Tackles for a loss-number and yards	7-21	3-3	3-3	0	0
NET YARDS PASSING	368	201	201	0	0
Times thrown - Yards lost att. to pass	3-17	2-4	2-4	0	0
Gross yards passing	385	205	205	0	0
PASS ATT-COMP-PUNT	41-28-1	24-15-0	24-15-0	0	0
Average gain per pass play	8.4	7.7	7.7	0	0
KICKOFFS Number-In Ez-Touchbacks	6-4-4	7-6-3	7-6-3	0	0
PUNTS Number and Average	2-47.5	2-41.5	2-41.5	0	0
Had Blocked	0	0	0	0	0

EGS - PATS had blocked		Visitor		Home	
Net Punting Average	47.0	33.5	33.5	0	0
TOTAL RETURN YARDS (not inc. kickoffs)	16	45	45	0	0
No. and Yards Punt Returns	2-16	1-1	1-1	0	0
No. and Yards Kickoff Returns	4-99	1-24	1-24	0	0
No. and Yards Interception Returns	0-0	1-44	1-44	0	0
Penalties Number and Yards	4-86	4-45	4-45	0	0
FUMBLES Number and Lost	0-0	0-0	0-0	0	0
TOUCHDOWNS	4	4	4	0	0
Rushing	0	0	0	0	0
Passing	3	3	3	0	0
EXTRA POINTS Made-Attempts	3-3	4-4	4-4	0	0
Kicking Made-Attempts	3-3	4-4	4-4	0	0
FIELD GOALS Made-Attempts	3-3	2-2	2-2	0	0
RED-ZONE EFFICIENCY	1-3-33%	4-5-80%	4-5-80%	0	0
GOAL-TO-GO EFFICIENCY	1-1-100%	1-1-100%	1-1-100%	0	0
SAFETIES	27	34	34	0	0
FINAL SCORE	34-27	24-53	24-53	0	0
TIME OF POSSESSION	35:07	24:53	24:53	0	0

GREEN BAY, Wis. (AP)—The Green Bay Packers got pushy on both sides of the line of scrimmage against the New York Giants. The offensive line kept Aaron Rodgers clean in the pocket and helped drive the running attack. The defensive line is playing so well that the MVP quarterback is taking notice.

A little more consistency in the passing game, and the Packers could be a force again in the playoffs. Rodgers threw for 259 yards and two touchdown passes, and Green Bay's defense disrupted Eli Manning and limited Odell Beckham Jr. in a 23-16 win on Sunday night.

Manning was 18 of 35 for 199 yards and was sacked three times. The Giants (2-3) lost their third straight game, and the offense has struggled in road losses at Minnesota and Green Bay the last two weeks.

The Packers' defense contained the Giants in the red zone, holding New York to three field goals until late in the fourth quarter. Green Bay's secondary played well, especially considering the Packers' (3-1) were without starting cornerbacks Sam Shields (concussion) and Damarius Randall (groin). The Packers had another stellar day against the run, albeit against a team that was missing head running back Rashad Jennings (thrudd). The Giants managed just 43 yards on 15 carries against a defense ranked first against the run coming into the night.

Mike Daniels and Leroy Guillon led the effort on the defensive line, with first-round draft pick Kenny Clark becoming a key sub. The line only figures to only get stronger with the expected return of top backup Mike Pennel next week from a four-game suspension for violating the league's substance-abuse policy.

Beckham finished with five catches for 56 yards, but did get his first touchdown catch of the season.

The 8-yard score stood on replay review after the receiver jumped high in the air for Manning's pass and was ruled inbounds after straddling the back line of the end zone.

Randall Cobb was the Packers' most consistent receiver with nine catches for 108 yards. With the Giants' missing starting safety Nat Berne because of an injury, Cobb excelled in his specialty of working the middle of the field and turning short passes into long gains.

Cobb appeared to be OK on the sideline after taking a hit to the back of his head or neck from safety Landon Collins on a 13-yard catch on third-and-10 with about 2 minutes left.

Giants cornerback Janoris Jenkins had two interceptions in the first half, one coming on third-and-6 at the Giants 21 after a pass deflected off receiver Jordy Nelson's hands. It was Jenkins' first two-interception game since his rookie season with St. Louis, when he had two against Arizona on Nov. 25, 2012.

OFFICIALS — Referee: Ed Hochuli (85); Umpire: Clay Martin (19); Head Linesman: Greg Bradley (98); Line Judge: Rusty Baynes (59); Side Judge: Alex Kemp (55); Field Judge: Dale Shaw (104); Back Judge: Scott Helverston (93); Replay Official: Tom Sierman

STARTING LINEUPS

New York Giants

Offense	Defense
WR 13 O.Beckham	LDE 90 J.Pierre-Paul
LT 74 E.Howers	LDT 98 D.Harrison
LG 67 J.Pugh	RDT 54 J.Hankins
C 70 W.Richburg	O 54 O.Vernon
RB 77 J.Jerry	MLB 57 K.Robinson
RT 68 B.Hart	WLB 52 J.Casillas
TE 45 W.Hyte	CB 25 L.Hall
QB 10 E.Manning	LCB 41 D.Hodgers-Cromartie
WR 87 S.Shepard	SS 21 L.Collins
RB 26 O.Darkwa	FS 33 A.Adams
WR 80 V.Cruz	RCB 20 J.Jenkins

Green Bay Packers

Offense	Defense
WR 67 J.Nelson	NT 98 L.Guion
LT 69 D.Bakhtiari	DT 76 M.Daniels
LG 66 L.Taylor	OLB 53 N.Perry
C 73 J.Fretter	ILB 47 J.Ryan
RB 57 T.Lang	ILB 50 B.Matthews
RT 75 B.Budga	ROLB 52 C.Matthews
TE 82 R.Hodgers	LOB 24 O.Rollins
WR 18 R.Cobb	RCB 46 L.Gunter
WR 17 D.Adams	SS 32 M.Burnett
FS 12 A.Hodgers	FS 21 H.Cinton-Dix
RB 27 E.Lady	CB 33 M.Hyde

GREEN BAY SUBSTITUTIONS — K 2 M.Crosby, P 10 J.Schum, WR 11 T.Davis, FB 22 A.Ripkowski, S 25 M.Ehlers, CB 28 J.Hawkins, S 29 J.Brue, S 32 C.Baino, RB 44 J.Starks, LB 48 J.Fackell, LB 56 J.Peppers, LS 61 B.Goodie, TG 67 D.Barclay, T 78 S.Didd, TE 80 J.Pertilo, WR 83 J.James, WR 84 J.Abraders, WR 88 T.Montgomery, LB 91 J.Elliott, DE 94 D.Lowry, DE/LB 95 D.Jones, DT 97 K.Clark, **DID NOT PLAY** — OB 7 B.Hundley, **INACTIVES** — OB 6 J.Callahan, CB 23 D.Randall, CB 37 S.Shields, T 68 K.Murphy, TE 89 J.Cook, DT 96 B.Price, DT 99 C.Ringo.

FIELD GOALS (made / & missed)

Player	Attempts	Made	Missed
J.Brown	(4/7) (4/1) (3/0)	2	3
M.Crosby		6	0

Team	Qtr	Time	Play Description (Extra Point) (Drive Info)	Score
Giants	1	6:10	J.Nelson 2 yd pass from A.Hodgers (M.Crosby kick) (16-75, 8:42)	7-0
Giants	2	8:21	J.Brown 47 yd Field Goal (5-28, 1:24)	7-3
Giants	2	6:01	D.Adams 29 yd pass from A.Hodgers (M.Crosby kick) (5-80, 2:20)	7-6
Giants	2	1:51	J.Brown 41 yd Field Goal (5-17, 1:13)	7-9
Giants	2	0:00	M.Crosby 44 yd Field Goal (4-5, 1:15)	7-12
Giants	3	5:26	J.Brown 30 yd Field Goal (9-41, 4:43)	7-15
Giants	4	13:46	M.Crosby 33 yd Field Goal (13-73, 6:22)	7-18
Giants	4	6:39	M.Crosby 25 yd Field Goal (13-73, 6:22)	7-21
Giants	4	2:54	O.Beckham 8 yd pass from E.Manning (J.Brown kick) (10-63, 3:45)	7-23

GREEN BAY DEFENSIVE STATISTICS (official)

Player	TE	INT	SAK	QBH	FF	ER	INT	PD
M.Hyde	7	3	10	1	0	0	0	0
H.Cinton-Dix	6	0	1	0	0	0	0	0
J.Ryan	5	1	1	0	0	0	0	0
M.Burnett	5	0	1	0	0	0	0	0
N.Perry	3	1	1	0	0	0	0	0
O.Rollins	3	1	4	0	0	0	0	0
K.Fackell	3	0	1	0	0	0	0	0
C.Matthews	3	0	1	0	0	0	0	0
B.Matthews	2	1	0	0	0	0	0	0
Totals	42	15	9	57	4-23	7	1	0-0

Player	ATT	CMP	YDS	SK/YD	TD	LG	INT	RT
B.Rainey	5	2	22	4.4	0	14	0	0
O.Beckham	7	1	11	1.6	0	6	0	0
P.Perkins	2	1	9	4.5	1	5	0	0
E.Manning	0	0	0	0	0	0	0	0
Total	15	43	2.9	14	0	0	0	0

Player	ATT	CMP	YDS	SK/YD	TD	LG	INT	RT
E.Manning	35	18	199	3/17	1	27	0	78.2
O.Beckham	0	0	0	1/6	0	0	0	0
Total	35	18	199	4/23	1	27	0	78.2

Player	NO	YDS	AVG	FC	LG	TD
R.Cobb	6	52	8.7	0	18	0
O.Beckham	5	56	11.2	0	16	0
W.Hyte	2	37	18.5	0	27	1
J.Adams	2	27	13.5	0	14	0
S.Shepard	1	14	14	0	10	0
P.Perkins	1	13	13.0	0	0	0
Total	18	199	11.1	0	27	1

Player	NO	YDS	AVG	FC	LG	TD
J.Jenkins	2	26	13.0	0	23	0
Total	2	26	13.0	0	23	0

Player	NO	YDS	AVG	NET	TB	LG	TD
B.Wing	6	235	39.2	38.7	0	3	47
Total	6	235	39.2	38.7	0	3	47

Player	NO	YDS	AVG	FC	LG	TD
D.Harris	1	6	6.0	0	6	0
O.Beckham	0	0	0.0	0	0	0
R.Cobb	2	0	0.0	0	0	0
Total	1	6	6.0	0	6	0

Player	NO	YDS	AVG	FC	LG	TD
D.Harris	3	103	34.3	0	42	0
B.Rainey	1	37	37.0	0	37	0
R.Cobb	1	14	14.0	0	14	0
Total	4	140	35.0	0	42	0

Player	Fum	Lost	Rec	Yds	TD	FF	Rec	Yds	TD	Bds	Out
E.Manning	1	1	0	0	0	0	0	0	0	0	0
Total	1	1	0	0	0	0	0	0	0	0	0

Player	ATT	YDS	AVG	NET	TB	LG	TD
E.Lady	11	81	7.4	7.8	0	31	0
J.Starks	12	37	3.1	3.0	0	10	0
A.Ripkowski	5	17	3.5	3.0	0	13	0
A.Hodgers	2	15	7.5	8.0	0	11	0
T.Montgomery	1	1	1.0	1.0	0	1	0
R.Cobb	1	0	0.0	0.0	0	0	0
Total	32	147	4.6	4.6	0	31	0

Player	NO	YDS	AVG	NET	TB	LG	TD
D.Adams	5	85	17.0	29.1	0	1	1
J.Nelson	4	38	9.5	17.7	0	6	0
J.Starks	3	19	6.3	6.0	0	6	0
R.Hodgers	1	6	6.0	6.0	0	6	0
E.Lady	1	3	3.0	3.0	0	3	0
Total	23	259	11.3	25.9	0	29	2

Player	NO	YDS	AVG	NET	TB	LG	TD
T.Davis	1	3	3.0	3.0	0	3	0
D.Harris	2	0	0.0	0.0	0	0	0
O.Beckham	1	0	0.0	0.0	0	0	0
Total	1	3	3.0	3.0	0	3	0

Player	NO	YDS	AVG	NET	TB	LG	TD
J.Schum	4	146	36.5	35.0	0	0	42
Total	4	146	36.5	35.0	0	0	42

Player	NO	YDS	AVG	FC	LG	TD
T.Davis	2	0	0.0	0	0	0
R.Hodgers	1	0	0.0	0	0	0
Total	1	0	0.0	0	0	0

Player	NO	YDS	AVG	FC	LG	TD
T.Montgomery	1	24	24.0	0	24	0
J.James	1	18	18.0	0	18	0
K.Fackell	0	0	0.0	0	0	0
Total	2	42	21.0	0	24	0

Player	Fum	Lost	Rec	Yds	TD	FF	Rec	Yds	TD	Bds	Out
J.Starks	1	0	1	0	0	0	0	0	0	0	0
K.Fackell	0	0	0	0	0	1	0	0	0	0	0
K.Clark	0	0	0	0	0	1	2	0	0	0	0
Total	1	0	1	0	0	1	2	0	0	0	0

Player	FGs	- PATs	had blocked
Total	0	0	0

Player	NO	YDS	AVG	NET	TB	LG	TD
J.Starks	1	0	0.0	0.0	0	0	0
K.Fackell	0	0	0.0	0.0	0	0	0
Total	1	0	0.0	0.0	0	0	0

Player	NO	YDS	AVG	NET	TB	LG	TD
J.Starks	1	0	0.0	0.0	0	0	0
K.Fackell	0	0	0.0	0.0	0	0	0
Total	1	0	0.0	0.0	0	0	0

Player	NO	YDS	AVG	NET	TB	LG	TD
J.Starks	1	0	0.0	0.0	0	0	0
K.Fackell	0	0	0.0	0.0	0	0	0
Total	1	0	0.0	0.0	0	0	0

Player	NO	YDS	AVG	NET	TB	LG	TD
J.Starks	1	0	0.0	0.0	0	0	0
K.Fackell	0	0	0.0	0.0	0	0	0
Total	1	0	0.0	0.0	0	0	0

Player	NO	YDS	AVG	NET	T
--------	----	-----	-----	-----	---

DALLAS 30, GREEN BAY 16

Lambeau Field, Sunday, Oct. 16, 2016. Attendance: 78,481. Time: 3:09. Weather: 69° F. Humidity: 63 percent. Wind: NE 8 mph. **GAME 5**

GREEN BAY WRs (AP) — Rookie Dak Prescott is starting an impressive ease to remain the starting quarterback of the Dallas Cowboys. He's off to quite the start in his NFL career after taking over following veteran Tony Romo's preseason back injury. Prescott threw for 247 yards and three touchdowns, and the Cowboys forced four turnovers in a 30-16 win over the Green Bay Packers. Prescott was 18 of 27 and struck off two touchdowns and an interception to lead the Cowboys (5-1) to their fifth straight win. Prescott showed some poise in the fourth quarter while matching the Cowboys on a seven-play, 75-yard drive that ended with a 4-yard touchdown pass to Cole Beesley for an 18-point lead with 10:26 left. Romo seems to be getting closer to returning. After a bye, Dallas next plays on Oct. 30 against Philadelphia. Prescott looked on a Packers secondary that played much of the game without their top three cornerbacks because of injuries. His fourth-quarter touchdown pass left Packers fans at Lambeau stunned. They were booing at times following another choppy game for Green Bay's offense. The four turnovers were a season high for Green Bay (3-2).

The Packers had the fun times on the day, losing three. Even two-time NFL MVP quarterback Aaron Rodgers wasn't immune from the jeering. Rodgers finished 31 of 42 for a season-high 294 yards. The Packers didn't get into the end zone until Rodgers and Cobb connected on a 6-yard touchdown pass with 1:10 left in the third quarter. Rodgers accounted for two turnovers with an interception to go with a fumble on first-and-goal at the Cowboys' 1 with 1:10 left in the third quarter. Prescott threw the first interception of his career after he was picked off on third-and-8 from the Dallas 6, knowing out of his end zone with 20 seconds left in third quarter. Safety Morgan Burnett had the diving interception.

Prescott's NFL record streak for a quarterback at the start of his career without an interception ended at 176 pass attempts. He broke the mark of 162 previously held by New England's Tom Brady earlier in the game. Drops were a problem again at times for Packers receivers. Timing may have been off on a couple other throws. Rodgers and McCarthy said the Packers would figure out the problems after watching the film.

It was Green Bay's worst defeat at home with Rodgers as the starting quarterback since a 37-20 loss to the Giants in the 2011 NFC Divisional playoffs. Dallas denied Green Bay's league-best run defense. The Cowboys rushed for 93 yards in the first half against the Packers, which was already a season high against Green Bay. The Packers had been allowing 42.8 yards per game entering Sunday. Dallas was averaging a league-best 155.2 yards per game.

Rookie Ezekiel Elliott finished with 157 yards on 28 carries, giving him 703 yards rushing, in the second-most in a player's first six career games, behind only Eric Decker (787). Elliott also became the only rookie to rush for at least 130 yards in four consecutive games.

OFFICIALS — Referee: Brad Allen (122); Umpire: Fred Bryan (11); Head Linesman: Jim Mello (48); Line Judge: Thomas Symonette (100); Side Judge: David Meslow (118); Field Judge: Tom Hill (97); Back Judge: Shawn Hochuli (83); Replay Official: Jim Lapeina

STARTING LINEUPS

Dallas Cowboys		Green Bay Packers	
Offense	Defense	Offense	Defense
WR 19 B.Balcer	DE 98 T.Crawford	WR 67 J.Nelson	DE 97 K.Cook
TE 97 G.Swaim	DT 97 T.McClain	LT 69 D.Bakhtiari	NT 98 L.Gloun
LT 77 T.Smith	DT 96 M.Collins	LG 66 J.Taylor	DT 76 M.Daniels
LG 65 R.aley	DE 58 J.Crawford	C 58 J.Treter	C 79 J.Peppers
C 72 T.Fredrick	MLB 59 A.thians	RG 70 T.lano	ILB 52 C.Matthews
RG 70 Z.Martin	WLB 50 S.tee	RT 75 B.Budga	ROLB 53 N.Perry
RT 68 D.ree	CB 39 B.carr	WR 17 D.Adams	LOB 23 D.Randall
TE 82 J.Williams	CB 24 M.Claiborne	WR 18 R.Cobb	RQB 46 M.Burnett
WR 83 T.White	FS 42 B.Church	FS 31 B.Jones	SS 42 M.Burnett
CB 4 D.Prescott	CB 30 A.browns	RB 27 E.lay	FS 21 H.Clinton-Dix
RB 21 E.lliott		RB 22 A.hibowski	S 33 M.Hyde

FIELD GOALS (made / & missed)

Player	Attempts	Made	Missed
Dallas Cowboys	(44)	(22)	(32)
Green Bay Packers	(37)	(43)	(34)

GREEN BAY DEFENSIVE STATISTICS (official)

Team	Qtr	Time	Play Description (Extra Point) (Drive Info)	Yds	Plays	Yards per Play	Time of Possession
Cowboys	1	10:03	C.Beesley 1 yd pass from D.Prescott (D.Balcer kick) (8-75, 4:57)	7	7	1.0	10:03
Packers	1	5:11	M.Crosby 37 yd Field Goal (9-55, 4:52)	7	7	1.0	5:11
Packers	1	12:16	M.Crosby 43 yd Field Goal (9-45, 4:08)	7	7	1.0	12:16
Cowboys	2	6:01	D.Balcer 44 yd Field Goal (12-50, 6:15)	10	10	1.0	6:01
Cowboys	2	0:27	B.Balcer 20 yd pass from D.Prescott (D.Balcer kick) (5-97, 0:33)	17	17	1.0	0:27
Cowboys	3	6:58	D.Balcer 22 yd Field Goal (4-0, 0:32)	20	20	1.0	6:58
Packers	4	14:38	M.Crosby 34 yd Field Goal (7-47, 3:05)	20	20	1.0	14:38
Cowboys	4	10:26	C.Beesley 4 yd pass from D.Prescott (D.Balcer kick) (7-75, 4:22)	27	27	1.0	10:26
Packers	4	6:53	R.Cobb 5 yd pass from A.Rodgers (M.Crosby kick) (9-75, 3:33)	27	27	1.0	6:53
Packers	4	3:41	D.Balcer 32 yd Field Goal (8-48, 3:12)	30	30	1.0	3:41

Dallas Cowboys												Green Bay Packers																															
RUSHING				PASSING				RECEIVING				INTERCEPTIONS				PUNTING				KICK RETURNS				FUMBLES																			
Player	Att	Yds	Avg	Att	Cmp	Yds	Sk/Yd	TD	LG	In	RT	Player	Att	Yds	Avg	Att	Cmp	Yds	Sk/Yd	TD	LG	In	RT	Player	Att	Yds	Avg	Att	Cmp	Yds	Sk/Yd	TD	LG	In	RT								
Elliott	28	157	5.6	27	18	247	214	3	42	1	117.4	E.Lay	17	65	3.8	42	31	294	1/0	1	25	1	90.8	J.Schum	1	47	47.0	47	47.0	47.0	0	0	0	0									
Whitehead	1	26	26.0	27	18	247	214	3	42	1	117.4	A.Rodgers	7	75	10.7	42	31	294	1/0	1	25	1	90.8	D.Prescott	2	83	41.5	290	290	0	0	0	0	0	0								
Adams	3	6	2.0	27	18	247	214	3	42	1	117.4	Montgomery	10	98	9.8	31	294	1/0	1	25	1	90.8	C.Jones	2	83	41.5	290	290	0	0	0	0	0	0	0	0	0	0	0	0			
Morris	1	3	3.0	27	18	247	214	3	42	1	117.4	Robb	5	53	10.6	31	294	1/0	1	25	1	90.8	Davis	1	47	47.0	47.0	47.0	0	0	0	0	0	0	0	0	0	0	0	0	0	0	0
Total	33	191	5.8	27	18	247	214	3	42	1	117.4	Nelson	7	57	8.1	42	31	294	1/0	1	25	1	90.8	Total	5	3	1	0	0	1	1	6	0	1	1	1	1	1	1	1	1		

TOTAL FIRST DOWNS		NET YARDS PASSING		THIRD-DOWN EFFICIENCY		FOURTH-DOWN EFFICIENCY		TOTAL NET YARDS		TOTAL OFFENSIVE PLAYS		NET YARDS RUSHING		TOTAL RUSHING PLAYS		TACKLES FOR A LOSS		NET YARDS PASSING		THIRD-DOWN EFFICIENCY		FOURTH-DOWN EFFICIENCY		TOTAL NET YARDS		TOTAL OFFENSIVE PLAYS		NET YARDS RUSHING		TOTAL RUSHING PLAYS		TACKLES FOR A LOSS	
Player	Yds	Yds	%	Yds	%	Yds	%	Yds	Plays	Avg	Yds	Plays	Avg	Plays	Avg	Yds	%	Yds	%	Yds	%	Yds	%	Yds	Plays	Avg	Plays	Avg	Plays	Avg			
Dallas Cowboys	24	247	31.1%	1-100%	424	62	14.6%	247	33	7.5	191	33	5.8	1-3	233	294	1-0	2-14	217	294	1-0	2-14	294	37	8.2	294	37	8.2	294	37	8.2		
Green Bay Packers	24	247	31.1%	1-100%	424	62	14.6%	247	33	7.5	191	33	5.8	1-3	233	294	1-0	2-14	217	294	1-0	2-14	294	37	8.2	294	37	8.2	294	37	8.2		

FGs - PATs had blocked... 0-0
 Net Punting Average... 29.0
 TOTAL RETURN YARDS (not inc. kickoffs)... 14
 No. and Yards Punt Returns... 0-0
 No. and Yards Kickoff Returns... 1-21
 No. and Yards Interception Returns... 1-14
 PENALTIES Number and Yards... 7-60
 FUMBLES Number and Lost... 2-1
 TOUCHDOWNS... 3
 Rushing... 0
 Passing... 3
 EXTRA POINTS Made-Attempts... 3-3
 Kicking Made-Attempts... 3-3
 FIELD GOALS Made-Attempts... 3-3
 RED-ZONE EFFICIENCY... 2-4-50%
 GOAL-TO-GO EFFICIENCY... 2-3-67%
 SAFETIES... 0
 FINALS SCORE... 30
 TIME OF POSSESSION... 29:50
 30:10

GREEN BAY WINS (AP) — Aaron Rodgers set a record. The Chicago Bears lost another quarterback. After a slow start in the red zone, the Green Bay Packers picked up the pace in the second half to overpower their offensively-challenged NFC North foe, they got 326 yards and three touchdowns. Davante Adams and Ty Montgomery emerged as playmakers in the second half and Packers beat the Bears, 26-10, on Thursday night.

Rodgers was 28-of-56, setting a franchise mark for completions in a game. It was the Packers' first contest without injured running back Eddie Lacy. The Packers (4-2) moved efficiently on short gains most of the night, but couldn't break into the end zone until Adams caught the first of his two touchdown receptions with 9:11 left in the third quarter for a 13-10 lead.

Rodgers and Adams combined again for a 4-yard score on the first play of fourth quarter for a 10-point lead.

Chicago turned to third-stringer Matt Barkley. An offense that was already 31st in the league in scoring got worse. Barkley was 6 of 15 for 81 yards and two interceptions. Kaden Cary had 48 yards on 10 carries, including a 24-yarder. Receiver Alshon Jeffery was held to three catches for 33 yards against a Packers secondary without his top three cornerbacks because of injuries.

It got 50 yard for the Bears that Rodgers had more completions (37) than the Bears had offensive plays (36) by 5:31 of the fourth quarter.

That 37th completion for Rodgers was a 2-yard touchdown pass to Randall Cobb for a 16-point lead.

Adams, Montgomery and Cobb each finished with at least 10 receptions.

They were 4 of 11 for 49 yards.

They were 4 of 11 for 49 yards.

Adams had 13 catches for a career-high 132 yards. Adams had just been cleared earlier Thursday from the NFL's concussion protocol after leaving the loss Sunday to Dallas.

Cobb finished with 11 catches for 95 yards.

Montgomery, who got the start in the backfield with running backs Lacy (ankle) and James Starks (knee) out, finished with 10 catches for 66 yards and nine carries for 60 yards.

The Bears' only touchdown came from rookie pass-rushing linebacker Leonard Floyd, who forced Rodgers to fumble on third-and-10 from the 15 on a sack. Floyd recovered the ball in the end zone for a 10-6 lead, 30 seconds into the third quarter. Floyd had been limited in practice this week with a calf injury.

The Packers moved effectively with short passes in the first half but stalled on three drives inside the 22. Mason Crosby salvaged two series with field goals, but the Packers went scoreless on another drive when Montgomery was stopped on a fourth-and-goal run from the 1.

Green Bay, which led 6-3 at the half, exploited the Bears' underneath coverage. They also threw short passes as a substitute for the running game.

OFFICIALS — Referee: John Parry (132); Umpire: Mark Bellis (131); Head Linesman: John McGrath (5); Line Judge: Mike Spanier (90); Side Judge: Keith Washington (7); Field Judge: Jahar Walker (28); Back Judge: Perry Paganelli (46); Replay Official: Bob McGinn

STARTING LINEUPS

Chicago Bears			Green Bay Packers		
Offense	Defense	Special Teams	Offense	Defense	Special Teams
WR 17 A.J. Green	DE 96 A.Hicks	P 1 M.Crosby	WR 87 J.Melson	NT 98 L.Guion	P 2 B.Martinez
LT 72 C.Leno	DE 98 M.Urelin	K 1 M.Hyde	LT 69 D.Bakhtiari	DT 76 M.Daniels	PT 1 J.Hoyer
LG 65 C.Kush	OLB 94 L.Floyd	LS 1 M.Pennell	LG 66 J.Taylor	LOLB 53 N.Perry	LS 1 M.Pennell
C 64 E.Whitehair	ILB 50 J.Freeman	CB 4 J.Cook	C 79 J.Treter	ILB 47 J.Ryan	CB 4 J.Cook
RG 75 K.Loug	OLB 97 W.Young	QB 12 A.Rodgers	RG 70 T.Lano	ILB 50 B.Matthewz	QB 12 A.Rodgers
RT 70 B.Masse	CB 21 T.Porter	TE 82 R.Rodgers	RT 75 B.Budga	ROLB 32 C.Matthewz	TE 82 R.Rodgers
TE 86 Z.Miller	S 29 H.Jones-Quarty	RB 24 J.Hoyer	TE 82 R.Rodgers	ROLB 39 D.Goodson	RB 24 J.Hoyer
RB 24 J.Hoyer	S 28 C.Amos	WR 17 D.Adams	RB 18 R.Cobb	RCB 46 M.Gunter	WR 17 D.Adams
RB 82 B.Brauneker	CB 31 C.Prosinski	WR 88 T.Montgomery	WR 18 R.Cobb	SS 32 M.Burnett	WR 88 T.Montgomery
TE 84 L.Paulsen	CB 37 B.Callahan	CB 88 T.Montgomery	WR 12 A.Rodgers	FS 21 H.Chilton-Dix	CB 37 B.Callahan

GREEN BAY SUBSTITUTIONS — K 2 M.Crosby, P 10 J.Schum, WR 11 T.Davis, FB 22 A.Ripkowski, S 25 M.Evans, CB 28 J.Hawkins, S 29 K.Brice, RB 30 D.Jackson, RB 34 D.Jackson, LB 48 J.Thomas, LB 51 K.Rackell, LB 56 J.Pepers, LS 61 B.Goode, DT 64 M.Pennell, 7/6 P.Daniel, T 78 J.Spriggs, TE 80 J.Perrillo, WR 83 J.Janis, LB 91 J.Elliott, LB 92 D.Lowy, DE/LB 95 D.Jones, DT 99 C.Ringo. **DID NOT PLAY** — CB 7 B.Hindley, **INACTIVES** — CB 23 D.Randall, CB 24 Q.Rollins, S 32 C.Banjo, RB 44 J.Starks, TE 68 K.Murphy, WR 84 J.Abravellers, TE 89 J.Cook.

FIELD GOALS (made / & missed)

Player	Attempts	Made	Missed
M.Crosby	3	3	0
Green Bay Packers	3	3	0
Chicago Bears	1	0	1

GREEN BAY DEFENSIVE STATISTICS (official)

Player	Att	Comp	Yds	Sk	Yd	TD	LG	Int	RT
J.Hoyer	1	0	0	0	0	0	0	0	0
M.Barkley	15	4	81	1/10	0	26	2	18.3	50.3
Total	16	4	81	1/10	0	26	2	18.3	50.3

Player	Att	Comp	Yds	Sk	Yd	TD	LG	Int	RT
J.Gary	10	4	48	3.8	24	0	0	0	0
R.Cobb	7	2	22	3.1	11	1	1	0	0
M.Barkley	1	0	-1	-1.0	-1	0	0	0	0
Total	18	6	69	3.8	24	1	1	0	0

Player	Att	Comp	Yds	Sk	Yd	TD	LG	Int	RT
T.Montgomery	9	5	60	6.7	14	0	0	0	0
R.Cobb	5	2	21	4.2	10	0	0	0	0
A.Ripkowski	3	2	7	2.7	4	0	0	0	0
A.Rodgers	2	1	8	4.0	4	0	0	0	0
D.Jackson	2	1	6	3.0	3	0	0	0	0
K.Davis	2	1	6	3.0	1	0	0	0	0
Total	23	10	103	4.5	30	0	0	0	0

Player	Att	Comp	Yds	Sk	Yd	TD	LG	Int	RT
A.Rodgers	56	39	326	2/23	3	25	0	102.2	0
Total	56	39	326	2/23	3	25	0	102.2	0

NASHVILLE, Tenn. (AP)—Tennessee coach Mike Mularkey gambled on the opening play, wanting to send a message to his Titans to be as aggressive as possible. They didn't recover the onside kick, the Titans did, and he won the rest of the game.

Marques DeLoach threw for 296 yards and four touchdowns and the Titans routed Green Bay 47-25 Sunday.

Five different Titans scored a touchdown in the first half as Tennessee put together its best scoring performance this season with 35 points.

With the win, the Titans (6-5) also matched the five victories over the past two seasons combined.

The defense forced a Packers three-and-out after the onside kick. Then Delano Murray took the Titans' opening play from scrimmage, running 75 yards for a touchdown. He finished with 123 yards and also threw a TD pass, becoming the first non-quarterback to do that for this franchise in the same game since Earl Campbell on Sept. 7, 1960, for the then-Houston Oilers.

Brian Orakpo had two of Tennessee's five sacks, and the Titans also forced three turnovers.

The Packers (4-5) started a three-game road swing by losing their third straight. Green Bay has lost four of five in dropping below .500 for the first time since 2013. They finished by winning the NFC North that season.

Aaron Rodgers and Jordana came into this game tied for the most TD passes in the NFL over the previous five weeks with 13. Rodgers threw for 371 yards and two touchdowns, and he also ran for another.

But Marotta completed his first 10 passes as Tennessee jumped on Green Bay, and he completed TD passes of 9, 32, 6 and 33 — each to a different receiver. Marotta has 21 TD passes this season, becoming the first Titans quarterback with at least 20 TD passes in a season since 2003 when Steve McNair threw 24 and split the NFL MVP award that year with Peyton Manning.

The Titans booked the first play of the game with an onside kick that went straight to the Packers. That was one of only two fumbles in the opening quarter. Tennessee outgained the Packers, 231-26, in the first quarter and led 21-0. Murray cut inside left tackle Taylor Lewan and outraced everyone to the end zone for his longest TD this season, and he capped the next drive with a 10-yard TD pass to Delanie Walker.

Green Bay trailed by as much as 35-10 before a tie TD in the first half. It was the Packers' biggest deficit in the first half of a game started by Rodgers, topping a 21-point deficit against the Giants in 2012.

The Titans' running back also matched Campbell for the franchise record with a rushing TD in his fifth straight game. Campbell set the mark in 1979. Murray came into Sunday as the NFL's second-leading rusher with 807 yards and a score toe on his right foot that limited him in practice this week. He got his fifth 100-yard rushing game this season against a Green Bay defense that had been the NFL's stingiest against the run, allowing just 75.8 yards per game. He is the first non-quarterback with a rushing TD of 75 yards or longer and a passing TD in the same game since 1960 when John Henry Johnson did it Dec. 11, 1960.

OFFICIALS — Referee: Jeff Triplette (42); Umpire: Roy Ellison (81); Head Linesman: Jeff Bergman (32); Line Judge: Sean Thomas (53); Side Judge: Dyrrol Prichard (109); Field Judge: Scott Edwards (3); Back Judge: Steve Freeman (133); Replay Official: Al Hyman.

Green Bay Packers

Offense	Defense
WR 67 D.Bachari	DE 95 D.Jones
LT 89 J.Taylor	NT 98 L.Guion
LG 66 L.Bachari	DT 76 M.Daniels
C 63 C.Linsley	LOLB 78 M.Perry
RG 70 T.Lang	ILB 48 J.Thomas
RT 85 B.Bulaga	ILB 50 B.Jones
TE 82 R.Rodgers	ILB 64 J.Kline
WR 18 R.Cobb	ROLB 56 J.Peppers
WR 17 D.Adams	LCB 24 O.Palins
WR 12 A.Rodgers	RCB 36 L.Baunier
QB 16 A.Rodgers	SS 42 M.Burnett
RB 44 J.Starks	FS 21 H.Gimno-Dix

Tennessee Titans

Offense	Defense
WR 80 R.Matthews	DE 88 A.Fasano
TE 18 J.Harris	DT 90 J.Casey
LT 77 T.Levan	OLB 91 D.Morgan
LG 62 B.Schwienke	ILB 55 S.Spence
C 60 B.Jones	ILB 54 A.Williamson
RG 50 B.Jones	OLB 98 B.Orakpo
RT 64 J.Kline	CB 20 P.Cox
ROLB 56 J.Peppers	CB 19 T.Sharpe
LCB 24 O.Palins	SS 19 T.Sharpe
RCB 36 L.Baunier	FS 8 J.Walton
SS 42 M.Burnett	CB 31 K.Bjard
FS 21 H.Gimno-Dix	CB 49 J.Fowler
DB 29 D.Murray	DB 23 B.McCain

GREEN BAY SUBSTITUTIONS — K 2 M.Crosby; QB 7 B.Hendry; P 10 J.Schum; WR 11 T.Davis; RB 22 A.Robkovich; S 25 M.Ehlers; CB 28 J.Hawkins; S 29 K.Brice; DB 33 M.Hyde; CB 39 D.Goodson; FB 40 J.Kerridge; LB 47 J.Piran; LB 51 K.Fackrell; LS 61 B.Gaode; DT 64 M.Penna; DT 67 D.Bachari; T 78 J.Spriggs; TE 80 J.Perrito; WR 81 G.James; WR 83 J.James; WR 88 J.Montgomery; LB 91 J.Elliott; DE 94 D.Lovly; DT 97 K.Clark; **INACTIVES** — CB 23 D.Randall; RB 34 D.Jackson; LB 52 C.Matthews; T 68 K.Murphy; C/G 73 J.Tretter; TE 89 J.Cook; DT 99 C.Ringo.

FIELD GOALS (made / missed)

Green Bay Packers	1	2	3	4	OT	Total
Tennessee Titans	0	16	9	0	0	25

TEAM

Team	Qtr	Time	Play Description (Extra Point/Drive Info)	Score
Titans	1	13:37	D.Murray 75 yd run (R.Sucop kick) (1-80, 0:11)	7-0
Titans	1	6:58	D.Walker 9 yd pass from M.Murphy (R.Sucop kick) (9-21, 5:17)	7-0
Titans	1	0:08	A.Fasano 9 yd pass from M.Murphy (R.Sucop kick) (9-75, 4:19)	7-0
Titans	2	10:49	J.Nelson 1 yd pass from A.Rodgers (M.Crosby kick) (4-75, 2:04)	7-0
Titans	2	8:45	R.Matthews 32 yd pass from M.Matthews (R.Sucop kick) (4-75, 2:04)	7-0
Titans	2	3:55	M.Crosby 29 yd Field Goal (8-64, 4:50)	7-0
Titans	2	1:55	K.Wright 6 yd pass from M.Matthews (kick failed, wl) (6-75, 1:12)	7-0
Titans	2	0:43	A.Rodgers 20 yd run (run failed) (10-78, 4:32)	7-0
Titans	3	8:53	J.Starks 13 yd pass from A.Rodgers (kick failed, wl) (6-75, 1:12)	7-0
Titans	3	6:27	T.Sharpe 33 yd Field Goal (11-46, 5:30)	7-0
Titans	3	0:57	M.Crosby 38 yd Field Goal (5-25, 2:04)	7-0
Titans	3	9:56	R.Sucop 51 yd Field Goal (9-44, 4:03)	7-0
Titans	4	4:52	R.Sucop 23 yd Field Goal (9-44, 4:03)	7-0

GREEN BAY DEFENSIVE STATISTICS (official)

Player	Att	Yds	Sk	TD	Int	FF	Rec	Yds	TD
M.Daniels	0	2	0	0	0	0	0	0	0
L.Guion	0	2	0	0	0	0	0	0	0
K.Brice	1	0	1	0	0	0	0	0	0
J.Harris	1	0	1	0	0	0	0	0	0
K.Fackrell	1	0	1	0	0	0	0	0	0
D.Goodson	1	0	1	0	0	0	0	0	0
D.Lovly	1	0	1	0	0	0	0	0	0
O.Rollins	1	0	1	0	0	0	0	0	0
M.Penna	0	1	0	1	0	0	0	0	0
Totals	42	17	6	59	1-13	3	0	0	0-0

GREEN BAY DEFENSIVE STATISTICS (official)

Player	Att	Yds	Sk	TD	Int	FF	Rec	Yds	TD
M.Daniels	0	2	0	0	0	0	0	0	0
L.Guion	0	2	0	0	0	0	0	0	0
K.Brice	1	0	1	0	0	0	0	0	0
J.Harris	1	0	1	0	0	0	0	0	0
K.Fackrell	1	0	1	0	0	0	0	0	0
D.Goodson	1	0	1	0	0	0	0	0	0
D.Lovly	1	0	1	0	0	0	0	0	0
O.Rollins	1	0	1	0	0	0	0	0	0
M.Penna	0	1	0	1	0	0	0	0	0
Totals	42	17	6	59	1-13	3	0	0	0-0

Green Bay Packers

RUSHING	ATT	YDS	AVG	LG	TD
J.Starks	7	33	4.7	11	0
A.Rodgers	3	27	9.0	20	1
T.Montgomery	1	9	9.0	5	0
Total	13	69	5.3	20	1

PASSING

Player	Att	Cmp	Yds	Sk	TD	Int	FF	Rec	Yds	TD
A.Rodgers	51	31	371	5/46	2	4	0	7	73	8
B.Hendry	4	1	8	0/0	0	0	0	3	16	0
Total	55	32	379	5/46	2	4	0	10	89	8

PASS RECEIVING

Player	No	Yds	Avg	LG	TD
J.Nelson	12	126	10.5	20	1
D.Adams	6	156	26.0	46	0
R.Cobb	4	31	7.8	11	0
R.Rodgers	4	27	6.8	12	0
J.Starks	3	11	3.7	13	1
T.Montgomery	2	11	5.5	6	0
A.Fasano	2	11	5.5	17	0
G.Jason	3	17	5.7	17	0
Total	32	379	11.8	46	2

INTERCEPTIONS

Player	No	Yds	Avg	LG	TD
Total	0	0	0.0	0	0

PUNTING

Player	No	Yds	Avg	NET	TB	IN20	LG	TD
J.Schum	4	202	50.5	39.8	1	1	57	0
Total	4	202	50.5	39.8	1	1	57	0

PUNT RETURNS

Player	No	Yds	Avg	FC	LG	TD
T.Davis	2	12	6.0	0	12	0
M.Hyde	1	2	2.0	0	2	0
Returns	3	14	4.7	1	12	0

KICK RETURNS

Player	No	Yds	Avg	FC	LG	TD
J.Harris	1	28	28.0	0	28	0
T.Montgomery	1	23	23.0	0	23	0
(fback)	6	0	0.0	0	0	0
Returns	2	51	25.5	0	28	0

FUMBLES

Player	Fum	Lost	Rec	Yds	TD	FF	Rec	Yds	TD
T.Davis	1	1	0	0	0	0	0	0	0
Total	1	1	0	0	0	0	0	0	0

Tennessee Titans

RUSHING	ATT	YDS	AVG	LG	TD
D.Murray	17	123	7.2	75	1
D.Henry	9	31	3.4	19	0
M.Marotta	4	8	2.0	6	0
Total	30	162	5.4	75	1

PASSING

Player	Att	Cmp	Yds	Sk	TD	Int	FF	Rec	Yds	TD
M.Marotta	26	19	295	2/21	4	4	0	14	149	8
D.Murray	1	1	10	0/0	0	0	0	3	14	0
Total	27	20	305	2/21	4	4	0	17	163	8

PASS RECEIVING

Player	No	Yds	Avg	LG	TD
D.Walker	9	124	13.8	41	1
T.Sharpe	3	68	22.7	33	1
R.Matthews	3	63	21.0	32	1
D.Murray	3	33	16.5	35	0
K.Wright	1	6	6.0	6	1
A.Fasano	2	9	4.5	9	0
Total	20	305	15.3	41	5

INTERCEPTIONS

Player	No	Yds	Avg	LG	TD
B.McCain	1	0	0.0	0	0
P.Cox	1	0	0.0	0	0
Total	2	0	0.0	0	0

PUNTING

Player	No	Yds	Avg	NET	TB	IN20	LG	TD
B.Kern	4	166	41.5	38.0	0	0	0	0
Total	4	166	41.5	38.0	0	0	0	0

PUNT RETURNS

Player	No	Yds	Avg	FC	LG	TD
M.Marotta	2	23	11.5	1	12	0
(fback)	1	0	0.0	0	0	0
Returns	2	23	11.5	1	12	0

KICK RETURNS

Player	No	Yds	Avg	FC	LG	TD
M.Marotta	1	28	28.0	0	28	0
(out of bounds)	1	0	0.0	0	0	0
(fback)	4	0	0.0	0	0	0
Returns	1	28	28.0	0	28	0

FUMBLES

Player	Fum	Lost	Rec	Yds	TD	FF	Rec	Yds	TD
L.Sims	0	0	0	0	0	0	0	0	0
Total	0	0	0	0	0	0	0	0	0

TOTAL FIRST DOWNS

Team	By Rushing	By Passing	Total
Green Bay Packers	4	17	21
Tennessee Titans	13	3	16

THIRD-DOWN EFFICIENCY

Team	4-15-27%	0-1-0%
Green Bay Packers	3	0
Tennessee Titans	3	0

FOURTH-DOWN EFFICIENCY

Team	2-4-50%	0-1-0%
Green Bay Packers	402	0
Tennessee Titans	73	0

TOTAL NET YARDS

Team	Yds	TD
Green Bay Packers	379	8
Tennessee Titans	162	5

NET YARDS RUSHING

Team	Yds	TD
Green Bay Packers	69	1
Tennessee Titans	162	5

NET YARDS PASSING

Team	Yds	TD
Green Bay Packers	305	7
Tennessee Titans	46	0

NET YARDS TOTAL

Team	Yds	TD
Green Bay Packers	379	8
Tennessee Titans	162	5

NET YARDS PER PLAY

Team	Yds/Play
Green Bay Packers	5.5
Tennessee Titans	5.4

TACKLES FOR A LOSS

Team	Yds
Green Bay Packers	305
Tennessee Titans	284

NET YARDS PASSING

Team	Yds	TD
Green Bay Packers	305	7
Tennessee Titans	46	0

NET YARDS RUSHING

Team	Yds	TD
Green Bay Packers	69	

LAMONIER, Md. (AP) — Kirk Cousins went deep late and often, throwing for 375 yards and three touchdowns to lead the Washington Redskins to a 42-24 victory over the Green Bay Packers on Sunday night.

Cousins and the Redskins (6-3-1) have won six of their past eight games. The Packers (4-6) have lost four consecutive games and five of six, allowing 30 or more points in all of those defeats.

Washington's Robert Kelley ran for a career-best 137 yards and three touchdowns against a Green Bay defense that allowed completions of 70, 53 and 44 yards. Cousins was 21 of 30, connecting with Pierre Garçon, DeSean Jackson and Jamison Crowder for touchdowns and becoming the franchise leader in 300-yard games.

Aaron Rodgers was 26 of 41 for 385 yards and three touchdowns, but he couldn't keep up with what his defense gave up. Washington gained 517 yards and converted on 64 percent of third-down attempts.

Packers receiver Jordy Nelson's 13-yard touchdown catch stood up after video review, despite the ambiguity over whether he held on to the ball. Redskins cornerback Josh Norman knocked the ball out of Nelson's hands in the end zone and thought it was an incomplete pass, but officials ruled it a touchdown on the field and replay confirmed it.

The Redskins picked up three delay-of-game penalties — two of them on defense. Norman got his NFL-leading 11th penalty of the season for spiking the ball in the second quarter, and cornerback Brian Branch was penalized for "throwing the ball downward" in the third. Green Bay got a traditional delay of game penalty earlier, and avoided another when Rodgers called a timeout at the last second.

After kickers from the league missed 11 extra-point attempts going in, Washington coach Jay Gruden opted to go for 2 when he kicked and converted neither. But he was validated when Green Bay's Mason Crosby missed a 36-yard attempt at that end in the third quarter and twice. Dustin Hopkins, snatched an extra-point attempt of the right upright in the fourth.

Gruden was feeling risky all night, going for it on fourth-and-1 from his own 41 with 6:22 left. Cousins sneaked it to convert and reward his coach, and the drive finished with a touchdown by Kelley.

Already missing offensive linemen JC Tretter and T.J. Lang, the Packers lost cornerback Demetri Goodson (knee), replacement right guard Don Barclay (shoulder), linebacker Blake Martinez (knee) and safety Kenneth Brice (back). Barclay and his replacement, rookie Jason Spriggs, combined to cost Green Bay 25 yards on three penalties.

While the offenses were on ice early in the night, they combined for two touchdowns in the first 35 seconds of the fourth quarter. Rodgers' 31-yard touchdown pass to a wide-open James Starks came on the first play of the fourth, and Cousins connected with Pierre Garçon on a 70-yard touchdown on the second play of the Redskins' next drive.

OFFICIALS — Referee: John Hussey (35); Umpire: Tony Michalek (115); Head Linesman: Wayne Mackie (106); Line Judge: Ron Marinucci (107); Side Judge: Allen Baynes (56); Field Judge: Jimmy Buchanan (66); Back Judge: Keith Ferguson (61); Replay Official: Mike Wimmer

STARTING LINEUPS

Green Bay Packers		Washington Redskins	
Offense	Defense	Offense	Defense
WR 87 D.Bachari	NT 98 L.Gilson	WR 88 P.Garçon	CB 38 K.Fueller
LT 69 J.Nelson	DT 78 M.Daniels	LT 77 S.Latavo	NT 90 E.Hood
LG 66 L.Taylor	LB 53 N.Perry	LG 77 S.Latavo	RDE 92 C.Baker
C 63 C.Linsley	LB 48 J.Thomas	C 61 S.Long	SLB 94 P.Smith
RG 67 B.Barclay	ILB 50 B.Martinez	RG 57 B.Scherff	MLB 51 W.Compton
RT 75 B.Blalock	OLB 52 C.Mattews	TE 76 M.Mooses	MLB 36 S.Gravens
TE 82 J.Cook	LCB 39 D.Goodson	TE 88 J.Breed	WR 91 R.Kerriean
WR 18 R.Cobb	RCB 36 L.Gunter	WR 85 V.Pans	CB 26 B.Breland
WR 17 D.Adams	CB 33 W.Hyde	WR 11 D.Jackson	CB 24 J.Norman
QB 12 A.Rodgers	SS 42 M.Burnett	QB 8 K.Cousins	SS 29 D.Whiteer
RB 44 J.Starks	FS 21 H.Hinton-Dix	RB 32 R.Kelley	FS 29 D.Ishenacho

FIELD GOALS (made / attempted)

Player	Yds	Time	Result
D.Hopkins	10	1:00	0/0
D.Hopkins	7	1:00	0/0
D.Hopkins	6	6:00	0/0
D.Hopkins	9	14:20	0/0
D.Hopkins	20	2:00	0/0

GREEN BAY DEFENSIVE STATISTICS (official)

Player	Att	Comp	Yds	Sk	Int	TD
L.Gilson	1	3	0	4	0	0
K.Brice	3	0	0	3	0	0
M.Hyde	2	1	0	3	0	0
K.Clark	0	3	0	0	1	0
D.Jones	2	0	2	0	0	0
J.Peppers	2	0	2	1	4	0
C.Matthews	4	2	0	0	0	0
T.Montgomery	2	0	0	0	0	0
J.Cook	2	0	0	0	0	0
D.Hopkins	4	2	1	4	0	0
R.Kelley	4	1	4	0	0	0
T.Montgomery	4	2	1	3	0	0
J.Cook	6	2	1	3	0	0
D.Hopkins	4	2	1	3	0	0
R.Kelley	4	1	4	0	0	0
T.Montgomery	4	2	1	3	0	0
J.Cook	6	2	1	3	0	0
D.Hopkins	4	2	1	3	0	0
R.Kelley	4	1	4	0	0	0
T.Montgomery	4	2	1	3	0	0
J.Cook	6	2	1	3	0	0
D.Hopkins	4	2	1	3	0	0
R.Kelley	4	1	4	0	0	0
T.Montgomery	4	2	1	3	0	0
J.Cook	6	2	1	3	0	0
D.Hopkins	4	2	1	3	0	0
R.Kelley	4	1	4	0	0	0
T.Montgomery	4	2	1	3	0	0
J.Cook	6	2	1	3	0	0
D.Hopkins	4	2	1	3	0	0
R.Kelley	4	1	4	0	0	0
T.Montgomery	4	2	1	3	0	0
J.Cook	6	2	1	3	0	0
D.Hopkins	4	2	1	3	0	0
R.Kelley	4	1	4	0	0	0
T.Montgomery	4	2	1	3	0	0
J.Cook	6	2	1	3	0	0
D.Hopkins	4	2	1	3	0	0
R.Kelley	4	1	4	0	0	0
T.Montgomery	4	2	1	3	0	0
J.Cook	6	2	1	3	0	0
D.Hopkins	4	2	1	3	0	0
R.Kelley	4	1	4	0	0	0
T.Montgomery	4	2	1	3	0	0
J.Cook	6	2	1	3	0	0
D.Hopkins	4	2	1	3	0	0
R.Kelley	4	1	4	0	0	0
T.Montgomery	4	2	1	3	0	0
J.Cook	6	2	1	3	0	0
D.Hopkins	4	2	1	3	0	0
R.Kelley	4	1	4	0	0	0
T.Montgomery	4	2	1	3	0	0
J.Cook	6	2	1	3	0	0
D.Hopkins	4	2	1	3	0	0
R.Kelley	4	1	4	0	0	0
T.Montgomery	4	2	1	3	0	0
J.Cook	6	2	1	3	0	0
D.Hopkins	4	2	1	3	0	0
R.Kelley	4	1	4	0	0	0
T.Montgomery	4	2	1	3	0	0
J.Cook	6	2	1	3	0	0
D.Hopkins	4	2	1	3	0	0
R.Kelley	4	1	4	0	0	0
T.Montgomery	4	2	1	3	0	0
J.Cook	6	2	1	3	0	0
D.Hopkins	4	2	1	3	0	0
R.Kelley	4	1	4	0	0	0
T.Montgomery	4	2	1	3	0	0
J.Cook	6	2	1	3	0	0
D.Hopkins	4	2	1	3	0	0
R.Kelley	4	1	4	0	0	0
T.Montgomery	4	2	1	3	0	0
J.Cook	6	2	1	3	0	0
D.Hopkins	4	2	1	3	0	0
R.Kelley	4	1	4	0	0	0
T.Montgomery	4	2	1	3	0	0
J.Cook	6	2	1	3	0	0
D.Hopkins	4	2	1	3	0	0
R.Kelley	4	1	4	0	0	0
T.Montgomery	4	2	1	3	0	0
J.Cook	6	2	1	3	0	0
D.Hopkins	4	2	1	3	0	0
R.Kelley	4	1	4	0	0	0
T.Montgomery	4	2	1	3	0	0
J.Cook	6	2	1	3	0	0
D.Hopkins	4	2	1	3	0	0
R.Kelley	4	1	4	0	0	0
T.Montgomery	4	2	1	3	0	0
J.Cook	6	2	1	3	0	0
D.Hopkins	4	2	1	3	0	0
R.Kelley	4	1	4	0	0	0
T.Montgomery	4	2	1	3	0	0
J.Cook	6	2	1	3	0	0
D.Hopkins	4	2	1	3	0	0
R.Kelley	4	1	4	0	0	0
T.Montgomery	4	2	1	3	0	0
J.Cook	6	2	1	3	0	0
D.Hopkins	4	2	1	3	0	0
R.Kelley	4	1	4	0	0	0
T.Montgomery	4	2	1	3	0	0
J.Cook	6	2	1	3	0	0
D.Hopkins	4	2	1	3	0	0
R.Kelley	4	1	4	0	0	0
T.Montgomery	4	2	1	3	0	0
J.Cook	6	2	1	3	0	0
D.Hopkins	4	2	1	3	0	0
R.Kelley	4	1	4	0	0	0
T.Montgomery	4	2	1	3	0	0
J.Cook	6	2	1	3	0	0
D.Hopkins	4	2	1	3	0	0
R.Kelley	4	1	4	0	0	0
T.Montgomery	4	2	1	3	0	0
J.Cook	6	2	1	3	0	0
D.Hopkins	4	2	1	3	0	0
R.Kelley	4	1	4	0	0	0
T.Montgomery	4	2	1	3	0	0
J.Cook	6	2	1	3	0	0
D.Hopkins	4	2	1	3	0	0
R.Kelley	4	1	4	0	0	0
T.Montgomery	4	2	1	3	0	0
J.Cook	6	2	1	3	0	0
D.Hopkins	4	2	1	3	0	0
R.Kelley	4	1	4	0	0	0
T.Montgomery	4	2	1	3	0	0
J.Cook	6	2	1	3	0	0
D.Hopkins	4	2	1	3	0	0
R.Kelley	4	1	4	0	0	0
T.Montgomery	4	2	1	3	0	0
J.Cook	6	2	1	3	0	0
D.Hopkins	4	2	1	3	0	0
R.Kelley	4	1	4	0	0	0
T.Montgomery	4	2	1	3	0	0
J.Cook	6	2	1	3	0	0
D.Hopkins	4	2	1	3	0	0
R.Kelley	4	1	4	0	0	0
T.Montgomery	4	2	1	3	0	0
J.Cook	6	2	1	3	0	0
D.Hopkins	4	2	1	3	0	0
R.Kelley	4	1	4	0	0	0
T.Montgomery	4	2	1	3	0	0
J.Cook	6	2	1	3	0	0
D.Hopkins	4	2	1	3	0	0
R.Kelley	4	1	4	0	0	0
T.Montgomery	4	2	1	3	0	0
J.Cook	6	2	1	3	0	0
D.Hopkins	4	2	1	3	0	0
R.Kelley	4	1	4	0	0	0
T.Montgomery	4	2	1	3	0	0
J.Cook	6	2	1	3	0	0
D.Hopkins	4	2	1	3	0	0
R.Kelley	4	1	4	0	0	0
T.Montgomery	4	2	1	3	0	0
J.Cook	6	2	1	3	0	0
D.Hopkins	4	2	1	3	0	0
R.Kelley	4	1	4	0	0	0
T.Montgomery	4	2	1	3	0	0
J.Cook	6	2	1	3	0	0
D.Hopkins	4	2	1	3	0	0
R.Kelley	4	1	4	0	0	0
T.Montgomery	4	2	1	3	0	0
J.Cook	6	2	1	3	0	0
D.Hopkins	4	2	1	3	0	0
R.Kelley	4	1	4	0	0	0
T.Montgomery	4	2	1	3	0	0
J.Cook	6	2	1	3	0	0
D.Hopkins	4	2	1	3	0	0
R.Kelley	4	1	4	0	0	0
T.Montgomery	4	2	1	3	0	0
J.Cook	6	2	1	3	0	0
D.Hopkins	4	2	1	3	0	0
R.Kelley	4	1	4	0	0	0
T.Montgomery	4	2	1	3	0	0

GREEN BAY, Wis. (AP) — With snow falling at Lambeau Field, the Green Bay Packers were back in their element. The Packers are back at .500 after beating Houston 21-13 on Sunday for their second straight win as they try to keep pace with Detroit in the NFC North.

Aaron Rodgers threw for 209 yards and two touchdowns. Jordy Nelson had 118 yards receiving and a score, and Green Bay pulled away from the Texans with two fourth-quarter touchdowns.

The Packers (6-6) weathered windy conditions, making just enough plays on the cold turf to even their record for the first time since they were 4-4 after losing to Indianapolis on Nov. 6. They're two games back of division-leading Detroit after the Lions beat New Orleans on Sunday.

Brook Osweiler connected with DeAndre Hopkins for a 44-yard touchdown pass with 1:51 left to get within eight for Houston. Nick Novak missed the extra point, with footing slippery at Lambeau.

The Texans (6-6) had one shot after the Packers failed to run out the clock. But Osweiler's last-ditch pass-and-lateral play from Houston's 12 with four seconds left failed, handing Houston its third straight loss.

The Packers broke a 7-0 tie when Rodgers found Nelson open in the end zone for a 32-yard touchdown pass with 1:24 left after Texans cornerback Charles James slipped on the turf. Nelson, who missed last season with a knee injury, finished with eight catches.

Rodgers was 20 of 30. He looked OK after being limited in practice with a left hamstring injury, taking off for a couple runs, though he didn't seem to have his usual mobility on the slippery turf.

Rodgers didn't face much pressure in the first half against a Houston defense minus injured end Jadeveon Clowney. The Texans started getting more pressure on Rodgers in the second half.

Osweiler has faced heat for the Texans' offensive struggles this season. He was composed in the second half in leading Houston on a 10-play, 63-yard drive that ended with a 6-yard touchdown pass to Ryan Griffin on fourth-and-1 to tie it at 7 with 7:32 left in the third quarter.

Osweiler finished 21 of 34 for 213 yards.

Randall Cobb had fun in the snow. The wide receiver did a snow angel in the end zone after a sliding, 9-yard touchdown catch in the second quarter that gave the Packers a 7-0 lead.

Julius Peppers gave the Packers a pass-rushing punch for the Packers. A sack of Osweiler on second-and-1 at the Houston 41 with 56 seconds left in the second quarter gave the 15-year veteran 142½ for his career, snapping a tie for fifth on the career list with Michael Strahan. Chris Detemian is fourth on that list with 150½.

OFFICIALS — Referee: Gene Steratore (114); Umpire: Bill Schuster (89); Head Linesman: Mike Spanier (90); Line Judge: Gary Arthur (108); Side Judge: Bob Waggoner (25); Field Judge: Mike Weatherford (116); Back Judge: Dino Paganielli (105); Replay Official: Paul Weidner

STARTING LINEUPS

Houston Texans		Green Bay Packers	
Offense	Defense	Offense	Defense
WR 10 D.Hopkins	RDE 96 C.Kovington	WR 87 J.Nelson	NT 98 L.Glison
LT 76 D.Brown	NT 75 V.Wilfork	WR 17 D.Adams	DT 76 M.Daniels
LG 71 X.Su-a-Hilo	JACK 97 U.Kamalu	WR 69 D.Barkhan	LT 56 J.Peppers
C 65 G.Manz	SAMI 59 W.Marcilus	LG 69 L.Taylor	LB 47 J.Ryan
RG 79 J.Alien	MIKE 56 B.Cushing	C 63 C.Linsley	LB 52 C.Matthews
RT 74 C.Clark	WILL 55 B.Mackinney	RB 78 J.Spriggs	ROLB 53 N.Perry
TE 87 C.Fedorowicz	CB 25 K.Jackson	RB 75 B.Buzaa	LCB 23 D.Randall
WR 15 W.Fuller	LCB 24 J.Joseph	TE 89 J.Look	RCB 36 L.Gunter
WR 13 B.Miller	FS 43 C.Moore	WR 18 R.Cobb	CB 24 O.Rhollins
CB 17 B.Osweller	SS 27 O.Demps	CB 12 A.Rodgers	SS 42 M.Burnett
RB 26 L.Miller	RCB 21 A.Bowe	RB 44 J.Starks	FS 21 H.Chinton-Dix

GREEN BAY SUBSTITUTIONS — K 2 M.Crosby, P 10 J.Schum, FB 22 A.Ripkowski, S 25 M.Evans, CB 28 J.Hawkins, S 29 K.Brice, RB 32-C.Michael, DB 33 M.Hyde, FB 40 J.Kerndt, LB 44 J.Thomas, LB 54 C.Gradford, LS 61 B.Goode, DT 64 M.Pennel, 17/6 67 D.Bardcy, 178 K.Murphy, WR 81 G.Ailson, TE 82 R.Rodgers, WR 83 J.James, WR 88 T.Montgomery, LB 91 J.Elilott, DE 94 D.Lowry, DE/LB 95 D.Jones, DT 97 K.Clark, **DID NOT PLAY** — OB 7 B.Hundley, **INACTIVES** — WR 11 T.Davis, CB 20 M.Doriant, LB 50 B.Martinez, LB 51 K.Fackell, G 70 T.Liang, C/G 73 J.Treter, DT 99 C.Ringo.

FIELD GOALS (made / & missed)

Qtr	Time	Player	Yards	Result	Visitor	Home
2	8:02	R.Cobb 9 yd. pass from A.Rodgers (M.Crosby kick) (10-50 5:58)	9	Good	0	7
3	7:32	J.Griffin 6 yd. pass from B.Osweller (N.Novak kick) (10-63 4:57)	6	Good	0	7
3	12:42	J.Nelson 32 yd. pass from A.Rodgers (M.Crosby kick) (12-98 5:20)	32	Good	0	7
4	4:11	A.Ripkowski 3 yd. run (M.Crosby kick) (8-89 4:41)	3	Good	0	7
4	1:51	D.Hopkins 44 yd. pass from B.Osweller (kick failed, w.) (6-78 2:20)	44	Missed	13	21

GREEN BAY DEFENSIVE STATISTICS (official)

UT	A	TEFL	TI	Sck	QBH	FE	FR	Int	PD	UT	A	TEFL	TI	Sck	QBH	FE	FR	Int	PD
11	0	0	11	0-0	1	0	1	0-0	2	3	1	0	4	0-0	2	0	0	0-0	0
M.Burnett										N.Perry									
J.Thomas	6	1	0	7	0-0	0	0	0-0	1	2	2	1	4	0-0	2	0	0	0-0	0
J.Peppers	5	2	1	7	1-10	1	0	0-0	0	1	1	0	2	0-0	0	0	0	0-0	0
H.Chinton-Dix	5	1	0	6	0-0	1	0	0-0	1	1	0	0	1	0-0	1	0	0	0-0	0
D.Jones	5	1	0	6	0-0	1	0	0-0	0	1	0	0	1	0-0	1	0	0	0-0	1
L.Glison	3	3	3	6	0-0	0	0	0-0	0	1	0	1	1-8	1	0	0	0	0-0	1
M.Hyde	4	1	0	5	0-0	0	0	0-0	1	0	1	0	1	0-0	0	0	0	0-0	0
D.Rhollins	4	1	0	5	0-0	0	0	0-0	2	0	1	0	1	0-0	0	0	0	0-0	0
L.Gunter	3	1	0	4	0-0	0	1	0-0	2	55	16	7	71	2-18	7	1	1	0-0	10

Houston Texans														
RUSHING	ATT	YDS	AVG	LG	TD	PASSING	ATT	CMP	YDS	SK/YD	TD	LG	INT	RT
J.Griffin	5	43	8.6	14	0	B.Osweller	35	22	202	2/18	2	44	0	97.6
A.Blue	5	38	7.6	25	0	Total	35	22	202	2/18	2	44	0	97.6
B.Osweller	14	22	1.6	5	0									
L.Miller	3	20	6.7	9	0									
Total	27	123	4.6	25	0									

Green Bay Packers														
RUSHING	ATT	YDS	AVG	LG	TD	PASSING	ATT	CMP	YDS	SK/YD	TD	LG	INT	RT
T.Montgomery	9	40	4.4	13	0	A.Rodgers	30	20	209	1/9	2	32	0	108.9
C.Michael	6	19	3.2	7	0	Total	30	20	209	1/9	2	32	0	108.9
J.James	3	16	5.3	11	0									
A.Rodgers	3	14	4.7	10	0									
A.Ripkowski	4	14	3.5	4	0									
J.Starks	4	14	3.5	4	0									
Total	26	109	4.2	19	1									

PUNTING									
Player	NO	YDS	AVG	NET	TB	INT	LG	IN	RT
J.Schum	5	209	41.0	32.2	0	0	52	52	92
Total	5	209	41.0	32.2	0	0	52	52	92

PUNTS									
Player	NO	YDS	AVG	NET	TB	INT	LG	IN	RT
J.Schum	5	219	43.0	33.8	1	1	3	3	48
Total	5	219	43.0	33.8	1	1	3	3	48

TOTAL NET YARDS									
Player	NO	YDS	AVG	NET	TB	INT	LG	IN	RT
J.Schum	5	209	41.0	32.2	0	0	52	52	92
Total	5	209	41.0	32.2	0	0	52	52	92

TOTAL NET YARDS									
Player	NO	YDS	AVG	NET	TB	INT	LG	IN	RT
J.Schum	5	219	43.0	33.8	1	1	3	3	48
Total	5	219	43.0	33.8	1	1	3	3	48

TOTAL FIRST DOWNS									
Player	NO	YDS	AVG	NET	TB	INT	LG	IN	RT
J.Schum	5	209	41.0	32.2	0	0	52	52	92
Total	5	209	41.0	32.2	0	0	52	52	92

TOTAL NET YARDS									
Player	NO	YDS	AVG	NET	TB	INT	LG	IN	RT
J.Schum	5	219	43.0	33.8	1	1	3	3	48
Total	5	219	43.0	33.8	1	1	3	3	48



2016 UPDATED BIOGRAPHIES

THROUGH WEEK 13

17 Davante Adams, WR, 3rd Year, Fresno State

• With 88 catches in 2014-15, joined WRs Randall Cobb (105 in 2011-12) and Greg Jennings (98 in 2006-07) as the only Packers over the last 25 seasons to register 85-plus receptions in their first two seasons in the league.

• Caught a career-high 50 passes for a career-best 483 yards (9.7 avg.) and a TD last season despite missing three games due to an ankle injury.

• Played in all 16 games with 11 starts as a rookie in 2014, hauling in 38 receptions for 446 yards (11.7 avg.) and three TDs.

• Set franchise postseason single-game records for the most catches and receiving yards by a rookie when he posted seven grabs for 117 yards (16.7 avg.) and a TD in a 2014 NFC Divisional playoff victory vs. Dallas.

2016 SEASON: Has played in all 12 games with 11 starts and has made 58 catches for 793 yards (13.4 avg.) and a career-high eight TDs...Is tied for No. 4 in the NFL in TD catches and joins WR Jordy Nelson (10) as the only teammate duo in the NFL with eight-plus TD receptions each this season...Is tied for the team lead (Nelson) with a career-high three 100-yard receiving games this season...Has posted two games this season with both 100-plus receiving yards and two TD catches, tied with Buccaneers WR Mike Evans for the league lead...Is tied for No. 4 in the league with 10 red-zone catches...Is tied for No. 4 in the league with 44 receptions since Week 7 and ranks No. 3 in the NFL over that span with 575 receiving yards.

►**At Jacksonville (Sept. 11):** Started as the team opened with three WRs and finished with three catches for 50 yards (16.7 avg.), highlighted by his 29-yard TD catch with 13 seconds in the first half that gave the Packers a 21-17 lead that they would not relinquish...With CB Davon House on his back, made a diving grab in the end zone for the longest TD catch of his career in the regular season as QB Aaron Rodgers fought off a sack attempt from CB Jalen Ramsey.

►**At Minnesota (Sept. 18):** Started as the third WR and played 54 snaps, finishing with three catches for 26 yards (8.7 avg.)...On a third down midway through the first quarter, drew a 40-yard pass-interference penalty on Vikings CB Terence Newman that gave Green Bay the ball at the Minnesota 5 to help set up a 1-yard TD pass from Rodgers to WR Jordy Nelson.

►**Vs. Detroit (Sept. 25):** Caught two passes for 23 yards (11.5 avg.) in 25 snaps of action, highlighted by a 14-yard TD grab on Green Bay's opening drive...Beat CB Quandre Diggs on a slant and then shook off a tackle attempt near the goal line from S Glover Quin to get into the end zone...Also had a 9-yard catch late in the game that helped the Packers clinch the win and run out the clock.

►**Vs. N.Y. Giants (Oct. 9):** Started as the third WR and posted a season-high five receptions for a season-best 85 yards (17.0 avg.) and a TD...His 17.0-yard receiving average was his second-best single-game mark (min. three rec.) behind only his six-catch, 121-yard effort (20.2 avg.) vs. New England on Nov. 30, 2014...Caught a 29-yard TD pass midway through the second quarter, matching the longest TD reception of his career...Beat CB Michael Hunter down the right sideline and hauled in the pass from Rodgers near the 10-yard line, keeping his feet in bounds for the final few yards as he extended the ball past the pylon.

►**Vs. Dallas (Oct. 16):** Started as the third WR and had two receptions for 34 yards (17.0 avg.)...Left the game to be evaluated for a concussion after absorbing a big hit on his 12-yard catch on a third-and-11 in the third quarter, and did not return.

►**Vs. Chicago (Oct. 20):** Started as the third WR and posted career highs in receptions (13), receiving yards (132) and TD catches (two), with his catch total tying the second-best mark in franchise history behind only Don Hutson's 14-catch game at the N.Y. Giants on Nov. 22, 1942...Set a team record for the most catches in a game at Lambeau Field...Along with WRs Randall Cobb (11) and Ty Montgomery (10), became only the second trio in NFL history to all record 10-plus catches in the same game...Made a leaping 5-yard TD grab on third down over CB De'Vante Busby in the third quarter, giving Green Bay a 13-10 lead it would not relinquish...On the first play of the fourth quarter, found himself wide open on a slant for a 4-yard TD...Was named NFC Offensive Player of the Week for his performance, his first time winning the award as he joined Greg Jennings as the only Green

Bay WRs to earn the honor over the past 15 seasons.

►**At Atlanta (Oct. 30):** Started and played 58 of 62 snaps, leading the team with 12 catches for 74 yards (6.2 avg.) to become the first player in team history to register 12-plus receptions in back-to-back games...His 25 receptions in Weeks 7-8 set a franchise record for the most combined catches over a two-game span...Now holds two of the top six single-game catch totals in franchise history, joining Hutson as the only players in team annals to do so...Came out of the backfield to catch a swing pass from Rodgers for a 22-yard gain late in the first quarter, making S Keanu Neal miss as he took it down the sideline to the Atlanta 24.

►**Vs. Indianapolis (Nov. 6):** Started and had four receptions for 41 yards (10.3 avg.) and a TD...Had a 40-yard catch in the fourth quarter, getting open near the right sideline against CB Rashaan Melvin and then making Melvin miss to pick up extra yardage down to the Indianapolis 13...Three plays later, caught a slant for a 2-yard TD against CB Patrick Robinson.

►**At Tennessee (Nov. 13):** Started and played 74 of 78 snaps, finishing with a career-high 156 yards receiving on six catches (26.0 avg.)...Marked the highest receiving-yardage total by a Green Bay player since Nelson recorded 209 yards vs. the N.Y. Jets on Sept. 14, 2014...Had three receptions of 35-plus yards (46, 38, 35), becoming the first Packer to do so since STATS began charting catches of 25-plus yards in 1991...On his season-long 46-yard grab, was matched up on the outside with CB Perrish Cox in the second quarter and caught a back-shoulder throw from Rodgers before taking it down the middle of the field to the Tennessee 39...Later in the quarter, beat CB Brice McCain to find room in the middle of the field for a 38-yard catch-and run to the Tennessee 19 that set up Rodgers' 13-yard TD pass to RB James Starks two plays later...Early in the third quarter on a fourth down, beat CB Jason McCourty down the sideline, laying out to make a 35-yard catch to the Tennessee 22, a reception that helped set up Rodgers' 20-yard TD run two plays later.

►**At Washington (Nov. 20):** Started and played 67 of 70 snaps, hauling in three catches for 42 yards (14.0 avg.), highlighted by a 37-yard reception late in the fourth quarter...Found an opening over the middle to make the grab near the Green Bay 27 before taking it down the sideline to the Washington 46.

►**At Philadelphia (Nov. 28):** Started and played 64 snaps, leading the team with 113 receiving yards and two TDs on five receptions (22.6 avg.), his third 100-yard receiving outing in the past six games...The two TD catches matched his career high...On Green Bay's opening drive, beat CB Leodis McKelvin on a slant and then broke a tackle attempt by S Rodney McLeod near the goal line for a 7-yard TD grab...Scored again on the Packers' next series, sliding in the back of the end zone to make a diving 20-yard TD catch with CB Nolan Carroll in tight coverage...In the third quarter, made an inside move to beat McKelvin off the line and create separation on his way to making a 50-yard over-the-shoulder catch to the Philadelphia 22, the longest reception of his career...Early in the fourth quarter, beat Carroll on a slant, breaking several tackles on his way to a 23-yard gain to the Philadelphia 3 to help set up FB Aaron Ripkowski's 1-yard TD run.

►**Vs. Houston (Dec. 4):** Started and appeared on 49 plays, posting a 17-yard reception to the Houston 47 on the first play of the fourth quarter on Green Bay's go-ahead drive...Came back toward Rodgers to make a sideline catch against CB Kareem Jackson.

81 Geronimo Allison, WR, Rookie, Illinois

• Was signed by Green Bay as an undrafted free agent on May 6, 2016, and was released in the final roster reduction at the end of the preseason.

• Caught six passes for 119 yards (19.8 avg.) in the preseason, highlighted by a 51-yard grab.

• Played two seasons at Illinois after starting his career at Iowa Western Community College, finishing with 106 receptions for 1,480 yards (14.0 avg.) and eight TDs with the Fighting Illini.

2016 SEASON: Has played in six games and has three catches for 38 yards (12.7 avg.) and a TD...Was signed to the 53-man roster from the practice squad on Oct. 24...Spent the first six games on Green Bay's

practice squad.

► **At Atlanta (Oct. 30):** Made his NFL debut, catching two passes for 21 yards (10.5 avg.) and a TD in 19 snaps of action...Scored a TD on his first career catch, hauling in a 4-yard pass from QB Aaron Rodgers early in the second quarter to put the Packers up, 14-10...Made a move to separate himself from S Ricardo Allen as Rodgers stepped up in the pocket and found him for the score...Became the first Packer since TE Ryan Taylor (Dec. 11, 2011) to register a TD on his first career reception...Teamed up with WR Trevor Davis as they became the first Green Bay rookie duo to both catch a TD pass in the same game since Joe Johnson and Max McGee on Dec. 12, 1954, at the Los Angeles Rams.

► **Vs. Indianapolis (Nov. 6):** Appeared on seven plays on offense.

► **At Tennessee (Nov. 13):** Played 18 snaps and had a 17-yard catch.

► **At Washington (Nov. 20):** Appeared on 11 plays on offense and two on special teams.

► **At Philadelphia (Nov. 28):** Played five snaps on offense.

► **Vs. Houston (Dec. 4):** Appeared on five plays on offense and one on special teams.

69 David Bakhtiari, T, 4th Year, Colorado

• Started all 46 games he played in at left tackle for the Packers in his first three seasons in the league and was named a Pro Bowl alternate in 2014.

• In 2013, became the first rookie to start every game at LT for Green Bay since the league went to a 16-game schedule in 1978.

• By starting at San Francisco in the 2013 season opener, he became just the fourth Green Bay rookie to start at LT in Week 1 since the 1970 AFL-NFL merger and the first since Ken Ruettgers in 1985.

2016 SEASON: Has started all 12 games at LT...Part of a line that has helped the Packers rank in the top 10 in the NFL in third-down conversions (No. 2, 47.9), time of possession (No. 5, 31:18), first downs (tied for No. 7, 264), 10-play drives (tied for No. 4, 26) and passing yards (No. 10, 261.2).

► **At Jacksonville (Sept. 11):** Started at LT and played all 64 snaps... Helped protect QB Aaron Rodgers as he was sacked just one time on the afternoon and as he threw for 199 yards and two TDs on 20-of-34 passing with a rushing TD.

► **At Minnesota (Sept. 18):** Started at LT and played all 71 snaps.

► **Vs. Detroit (Sept. 25):** Started at LT and played all 54 snaps, helping to clear the way for RB Eddie Lacy's season-high 103 yards rushing on just 17 carries (6.1 avg.)...Also protected Rodgers as he threw a season-high four TD passes, with all of them coming in the first half.

► **Vs. N.Y. Giants (Oct. 9):** Started at LT and played all 80 snaps, helping the offense record season bests for total yards (406), rushing yards (147) and time of possession (36:38)...Part of a line that did not allow a sack of Rodgers and helped clear the way for Lacy's 81 rushing yards on just 11 carries (7.4 avg.).

► **Vs. Dallas (Oct. 16):** Started at LT and played all 70 snaps, helping the offense post season highs for total first downs (24) and passing first downs (17)...Protected Rodgers as he completed 31 of 42 passes for 294 yards and a TD with one INT and was sacked just once on the afternoon.

► **Vs. Chicago (Oct. 20):** Started at LT and appeared on all 87 plays, helping the offense record 406 total yards (tied for the season high) and a 39:36 time of possession, the best mark by Green Bay since Oct. 27, 2013, at Minnesota (40:54)...Protected Rodgers as he completed a franchise-record 39 passes, including 10-plus passes to three different players (WRs Davante Adams, Randall Cobb and Ty Montgomery), only the second time in NFL history (New England Patriots, Nov. 13, 1994) that a team has accomplished that feat in a game.

► **At Atlanta (Oct. 30):** Started at LT and played all 62 snaps, helping protect Rodgers as he threw for 246 yards and four TDs on 28-of-38 passing...Helped the offense rack up 108 rushing yards on 19 carries (5.7 avg.).

► **Vs. Indianapolis (Nov. 6):** Started at LT and played all 69 snaps, helping the offense register 405 total yards...Protected Rodgers as he threw for 297 yards and three TDs on 26-of-43 passing, his third straight game with three-plus TD passes.

► **At Tennessee (Nov. 13):** Started at LT and played 54 snaps, departing the game late in the third quarter with a knee injury...Helped the offense record 402 total yards, the third 400-yard outing in the last four games, including a season-high 371 passing yards from Rodgers.

► **At Washington (Nov. 20):** Started at LT and played 66 of 70 snaps, coming out of the game for the final four snaps (coach's decision) with the Packers trailing, 42-24...Helped protect Rodgers as he threw for 351 yards and three TDs on 26-of-41 passing, only the third time in his career that he posted back-to-back 350-yard passing games (2009, 2011)...Part of an offense that posted a season-high 424 total yards, its third straight game with 400-plus yards, only the second time the Packers have done so in the last seven seasons (Weeks 8, 10-11 in 2014).

► **At Philadelphia (Nov. 28):** Started at LT and played all 71 snaps, protecting Rodgers as the line didn't allow a sack and provided time for him to complete 30 of 39 passes for 313 yards and two TDs for a 116.7 passer rating...The zero-sack game came against an Eagles defense that entered the contest ranked No. 7 in the league in sacks with 26...Helped the offense register its fourth straight game with 385-plus yards (387), the longest single-season streak by the Packers since 2013 (Weeks 1-5)...Part of an offense that converted 10 of 14 third downs, a 71.4 conversion rate that is the best by an NFL team this season and the best by Green Bay since at Minnesota on Oct. 27, 2013 (13 of 18, 72.2 percent).

► **Vs. Houston (Dec. 4):** Started at LT and played all 58 snaps as part of a line that allowed just one sack of Rodgers on the afternoon...Helped give Rodgers time to complete 20 of 30 passes for 209 yards and two TDs with no INTs for a 108.9 rating, his third straight game with a 100-plus rating.

67 Don Barclay, T/G, 5th Year, West Virginia

• Played in all 16 games last season with five starts, opening four contests at right tackle (Weeks 2-4, 13) and one at left tackle (Week 16).

• Missed the entire 2014 campaign after sustaining a season-ending knee injury in practice early in training camp.

• Started a career-high 14 games at RT in 2013.

2016 SEASON: Has played in all 12 games with one start, seeing time on offense and special teams (extra points and field goals).

► **At Jacksonville (Sept. 11):** Played five snaps on special teams.

► **At Minnesota (Sept. 18):** Came in at RG for one play midway through the third quarter when starting G T.J. Lang's shoe came off...Also played two snaps on special teams.

► **Vs. Detroit (Sept. 25):** Appeared on six plays on special teams.

► **Vs. N.Y. Giants (Oct. 9):** Played five snaps on special teams.

► **Vs. Dallas (Oct. 16):** Appeared on one play on offense, lining up as an extra blocker in the backfield on a first-quarter third-and-1 play...Also played four snaps on special teams.

► **Vs. Chicago (Oct. 20):** Played a season-high 16 snaps on offense, taking over at RG for the first two series of the second half when Lang was sidelined with a hip injury.

► **At Atlanta (Oct. 30):** Appeared on three plays at RG for Lang in the fourth quarter when he was briefly sidelined.

► **Vs. Indianapolis (Nov. 6):** Played five snaps on special teams.

► **At Tennessee (Nov. 13):** Played 74 of 78 snaps at RG, taking over for an injured Lang (foot) on the second play of the second series...Helped the offense register 402 total yards.

► **At Washington (Nov. 20):** Started at RG for the first time in his career, opening in place of an injured Lang (foot)...Played 39 snaps, but did not see any time in the second half due to a shoulder that he had injured during pregame warmups.

► **At Philadelphia (Nov. 28):** Was active despite dealing with a shoulder injury, appearing on five plays on special teams.

► **Vs. Houston (Dec. 4):** Played three snaps on special teams (extra points).

54 Carl Bradford, LB, 2nd Year, Arizona State

• Was on Green Bay's practice squad for the entire 2015 season. Was inactive (healthy scratch) for all 16 regular-season contests and both playoff games as a rookie in 2014.

• Posted 40.5 tackles for a loss over his final two seasons at Arizona State (2012-13), which was tied for fourth in the country over that span.

2016 SEASON: Has played in three games and has posted an assisted tackle on defense and a tackle on special teams...Was signed to the active roster from the practice squad on Nov. 19...Spent the first 10 weeks of the season on Green Bay's practice squad.

► **At Washington (Nov. 20):** Made his NFL debut, playing 20 snaps on special teams and seven on defense...Came in on defense late in the game after LB Blake Martinez departed the game due to a knee injury.

► **At Philadelphia (Nov. 28):** Played 13 snaps on special teams and three on defense, recording two tackles on defense (one solo).

► **Vs. Houston (Dec. 4):** Appeared on a team-high 19 plays on special teams and posted a tackle.

29 Kentrell Brice, S, Rookie, Louisiana Tech

• Was one of five rookie free agents to make Green Bay's Week 1 roster.

• Started 33 of 49 games played at Louisiana Tech, recording 210 tackles (154 solo), including 10 tackles for a loss, five sacks, three interceptions, four forced fumbles, a fumble recovery and 13 pass breakups.

• Enjoyed a career year as a junior in 2014 when he started all 14 games and registered career highs in tackles (86), solo tackles (65), sacks (four) and forced fumbles (four).

2016 SEASON: Has played in all 12 games, seeing time on defense and special teams...Has registered seven solo tackles and a pass defended on defense and six tackles on special teams (No. 3 on the team).

► **At Jacksonville (Sept. 11):** Played 18 snaps on special teams and nine on defense in his NFL debut.

► **At Minnesota (Sept. 18):** Appeared on a team-high 20 plays on special teams and also played nine snaps on defense.

► **Vs. Detroit (Sept. 25):** Played a team-high 23 snaps on special teams and also saw 12 plays of action on defense...Posted the first tackle of his NFL career, drilling WR Golden Tate after a 10-yard completion in the second quarter...Also recorded a tackle on special teams.

► **Vs. N.Y. Giants (Oct. 9):** Appeared on 21 plays on special teams, tied for the team lead, and posted a tackle...Also saw 15 snaps on defense.

► **Vs. Dallas (Oct. 16):** Played 11 snaps on defense and 15 on special teams.

► **Vs. Chicago (Oct. 20):** Appeared on 13 plays on defense and 16 on special teams...Posted a tackle on special teams.

► **At Atlanta (Oct. 30):** Played 16 snaps on defense and registered a solo tackle...Also appeared on 17 plays on special teams.

► **Vs. Indianapolis (Nov. 6):** Registered a solo tackle on defense in 24 snaps of work and added a tackle on special teams.

► **At Tennessee (Nov. 13):** Played 21 snaps on defense and 22 on special teams...Registered a solo tackle and his first career pass defended...Came over to break up QB Marcus Mariota's deep pass down the middle intended for TE Delanie Walker on third down late in the first half to force a Tennessee punt...Added a tackle on special teams.

► **At Washington (Nov. 20):** Appeared on 17 plays on defense and 17 on special teams...Registered three tackles on defense (all solo)...Sustained a back injury late in the fourth quarter and did not return.

► **At Philadelphia (Nov. 28):** Played 14 snaps on special teams.

► **Vs. Houston (Dec. 4):** Appeared on 16 plays on special teams and recorded a tackle.

75 Bryan Bulaga, T, 7th Year, Iowa

• Opened all 12 games he appeared in at RT last season, blocking for RBs Eddie Lacy (758) and James Starks (601) as they became the first Green Bay duo since 1985 to both rush for 600-plus yards in the same season.

• Started all 15 games he played in 2014, a career high, and helped the offense rank No. 1 in the league in scoring (30.4), No. 6 in yards per game (386.1) and tied for No. 1 in giveaways with a franchise-record 13.

• Played in 37 games with 33 starts at right tackle in his first three seasons as a pro.

2016 SEASON: Has started all 10 games at RT...Part of a line that has helped the Packers rank in the top 10 in the NFL in third-down conversions (No. 2, 47.9), time of possession (No. 5, 31:18), first downs (tied for No. 7, 264), 10-play drives (tied for No. 4, 26) and passing yards (No. 10, 261.2).

► **At Jacksonville (Sept. 11):** Started at RT and played all 64 snaps...Helped protect QB Aaron Rodgers as he was sacked just one time on the afternoon and as he threw for 199 yards and two TDs on 20-of-34 passing with a rushing TD.

► **At Minnesota (Sept. 18):** Started at RT and played all 71 snaps.

► **Vs. Detroit (Sept. 25):** Started at RT and played all 54 snaps, helping

to clear the way for RB Eddie Lacy's season-high 103 yards rushing on just 17 carries (6.1 avg.)...Also protected Rodgers as he threw a season-high four TD passes, with all of them coming in the first half.

► **Vs. N.Y. Giants (Oct. 9):** Started at RT and played all 80 snaps, helping the offense record season bests for total yards (406), rushing yards (147), and time of possession (36:38)...Part of a line that did not allow a sack of Rodgers and helped clear the way for Lacy's 81 rushing yards on just 11 carries (7.4 avg.).

► **Vs. Dallas (Oct. 16):** Started at RT and played 58 of 70 snaps, departing the game midway through the fourth quarter due to a back injury...Helped the offense post season highs for total first downs (24) and passing first downs (17)...Protected Rodgers as he completed 31 of 42 passes for 294 yards and a TD with one INT and was sacked just once on the afternoon.

► **Vs. Chicago (Oct. 20):** Started at RT and appeared on all 87 plays, helping the offense record 406 total yards (tied for the season high) and a 39:36 time of possession, the best mark by Green Bay since Oct. 27, 2013, at Minnesota (40:54)...Protected Rodgers as he completed a franchise-record 39 passes, including 10-plus passes to three different players (WRs Davante Adams, Randall Cobb and Ty Montgomery), only the second time in NFL history (New England Patriots, Nov. 13, 1994) that a team has accomplished that feat in a game.

► **At Atlanta (Oct. 30):** Started at RT and played all 62 snaps, helping protect Rodgers as he threw for 246 yards and four TDs on 28-of-38 passing...Helped the offense rack up 108 rushing yards on 19 carries (5.7 avg.).

► **Vs. Indianapolis (Nov. 6):** Started at RT and played all 69 snaps, helping the offense register 405 total yards...Protected Rodgers as he threw for 297 yards and three TDs on 26-of-43 passing, his third straight game with three-plus TD passes.

► **At Tennessee (Nov. 13):** Started at RT and played all 78 snaps, helping the offense record 402 total yards, the third 400-yard outing in the last four games.

► **At Washington (Nov. 20):** Started at RT and appeared on all 70 snaps, helping to protect Rodgers as he threw for 351 yards and three TDs on 26-of-41 passing, only the third time in his career that he posted back-to-back 350-yard passing games (2009, 2011)...Part of an offense that posted a season-high 424 total yards, its third straight game with 400-plus yards, only the second time the Packers have done so in the last seven seasons (Weeks 8, 10-11 in 2014).

► **At Philadelphia (Nov. 28):** Started at RT and played all 71 snaps, protecting Rodgers as the line didn't allow a sack and provided time for him to complete 30 of 39 passes for 313 yards and two TDs for a 116.7 passer rating...The zero-sack game came against an Eagles defense that entered the contest ranked No. 7 in the league in sacks with 26...Helped the offense register its fourth straight game with 385-plus yards (387), the longest single-season streak by the Packers since 2013 (Weeks 1-5)...Part of an offense that converted 10 of 14 third downs, a 71.4 conversion rate that is the best by an NFL team this season and the best by Green Bay since at Minnesota on Oct. 27, 2013 (13 of 18, 72.2 percent).

► **Vs. Houston (Dec. 4):** Started at RT and played all 58 snaps as part of a line that allowed just one sack of Rodgers on the afternoon...Helped give Rodgers time to complete 20 of 30 passes for 209 yards and two TDs with no INTs for a 108.9 rating, his third straight game with a 100-plus rating.

42 Morgan Burnett, S, 7th Year, Georgia Tech

• Has started 90 games (including playoffs) between the two safety positions since the start of 2011. Ranks No. 2 among Packers with seven forced fumbles since 2011 (Clay Matthews, nine).

• Despite missing five games due to a calf injury in 2015, was tied for No. 3 on the team in solo tackles (54) and tied for the team lead with 14 total tackles in the postseason.

• Recorded his fourth straight 100-tackle season in 2014 with a team-high 125 tackles (99 solo).

2016 SEASON: Has started all 11 games he has played in at SS and leads the team with 74 tackles (64 solo)...Has posted 11 passes defended (tied for No. 1 on the team), a career-high three sacks and an interception...Is tied for No. 1 in sacks among NFL safeties (Giants S Landon Collins)...Has added a tackle on special teams...Was inactive in Week 3 (groin).

► **At Jacksonville (Sept. 11):** Started at SS and played all 72 snaps, joining S Ha Ha Clinton-Dix as the only defenders to do so for the Packers...Was tied for the team lead with nine tackles (all solo)...Early in the fourth quarter, lined up on the right side of the line and made an inside move to beat LT Kelvin Beachum on his way to bringing down QB Blake Bortles for an 8-yard sack...Was one of a host of defenders to bring down WR Allen Hurns for a 1-yard loss on fourth-and-1 with 23 seconds remaining to secure the 27-23 victory for Green Bay.

► **At Minnesota (Sept. 18):** Started at SS and played 45 of 58 snaps, missing some time in the second half due to injury...Registered a solo tackle, bringing down RB Matt Asiata for a 1-yard loss on a fourth-quarter run...Added a pass defensed, breaking up a QB Sam Bradford pass intended for TE Kyle Rudolph in the first quarter.

► **Vs. Detroit (Sept. 25):** Was inactive due to a groin injury.

► **Vs. N.Y. Giants (Oct. 9):** Started at SS and played all 56 snaps, one of five defensive players to do so for Green Bay...Registered five tackles (all solo) and a pass defensed when he came over the top to make a leaping deflection of a QB Eli Manning pass intended for WR Sterling Shepard in the fourth quarter, nearly making the interception on the play.

► **Vs. Dallas (Oct. 16):** Started at SS and was one of two Green Bay defenders to play all 65 snaps (S Ha Ha Clinton-Dix)...Posted eight tackles (six solo) and picked off a QB Dak Prescott pass intended for TE Jason Witten on third down late in the third quarter...Was matched up with Witten in the slot and made the diving interception at the Dallas 16...Led the team with two passes defensed, including a breakup of a Prescott pass intended for Witten over the middle with just over two minutes remaining in the first half.

► **Vs. Chicago (Oct. 20):** Started at SS and played all 48 snaps, finishing with seven tackles (two solo) and a pass defensed...Made a leaping deflection of a QB Matt Barkley pass that went into the arms of LB Blake Martinez for an interception at the Chicago 42 late in the fourth quarter.

► **At Atlanta (Oct. 30):** Started at SS and played all 63 snaps, recording nine tackles (all solo) to lead the secondary.

► **Vs. Indianapolis (Nov. 6):** Started at SS and played all 68 snaps, one of three Green Bay defensive players to do so, and registered five tackles (four solo), a sack and a pass defensed...Came on a blitz off the right side and got past TE Dwayne Allen to bring down QB Andrew Luck for a 5-yard sack on third down to force an Indianapolis punt early in the fourth quarter.

► **At Tennessee (Nov. 13):** Started at SS and appeared on 57 of 60 snaps...Posted five tackles (four solo) and a sack...Came untouched from the left side to chase down and then trip up QB Marcus Mariota for a 13-yard sack on third down early in the fourth quarter, his career-high third sack of the season.

► **At Washington (Nov. 20):** Started at SS and played all 68 snaps, one of three Green Bay players on defense to do so (Clinton-Dix, LB Joe Thomas)...Posted four tackles (all solo) and a team-high two passes defensed...Made a perfectly timed breakup of a QB Kirk Cousins pass intended for TE Vernon Davis over the middle in the first quarter...Added a tackle on special teams.

► **At Philadelphia (Nov. 28):** Started at SS and played all 59 snaps, joining Thomas as the only Green Bay defenders to do so...Posted a team-high 10 tackles (nine solo), including a tackle for a loss, and a pass defensed...Saw some action at inside LB in the first half with starters Jake Ryan and Blake Martinez inactive due to injuries and Clay Matthews sidelined for a stretch due to a shoulder injury.

► **Vs. Houston (Dec. 4):** Started at SS and appeared on all 66 defensive plays, joining Clinton-Dix as the only Packers to do so...Led the team with a season-high 11 tackles (all solo) and added two passes defensed, a fumble recovery and a QB hit...On Houston's opening drive, scooped up a TE Ryan Griffin fumble that was forced by CB LaDarius Gunter, recovering the ball at the Green Bay 41 and returning it 35 yards to the Houston 24...Came up the middle to put a hit on QB Brock Osweiler in the first quarter as his third-down pass intended for WR DeAndre Hopkins went incomplete.

97 Kenny Clark, DT, Rookie, UCLA

• Earned third-team All-America honors from *The Associated Press* and first-team All-Pacific-12 recognition from the coaches and media as a junior in 2015.

• Was a team co-captain in '15 and recorded career highs in tackles (75), tackles for a loss (11) and sacks (six). Also ranked third on the team with five pass breakups.

• Was named to the watch lists for the Bednarik Award, Nagurski Trophy, Outland Trophy and Lombardi Award in '15.

2016 SEASON: Has played in all 12 games with two starts and has registered 27 tackles (10 solo), two tackles for a loss, two QB pressures, a QB hit, a fumble recovery and a pass defensed...Part of a run defense that ranks No. 7 in the league in rushing yards allowed per game (90.2) and yards allowed per carry (3.77 avg.) and tied for No. 3 in runs of 10-plus yards allowed (22).

► **At Jacksonville (Sept. 11):** Appeared on nine plays on defense and five on special teams in his NFL debut, posting an assisted tackle on defense...Became the youngest player to appear in a season opener for the Packers since Arnie Herber (20 years old) in 1930.

► **At Minnesota (Sept. 18):** Played 38 snaps and was part of a line that helped limit RB Adrian Peterson to just 19 yards on 12 carries (1.6 avg.), tied for the fourth-lowest yardage total of Peterson's career, with a long of 5 yards...Posted his first career pass defensed, getting his right hand up to knock down a QB Sam Bradford pass at the line in the fourth quarter.

► **Vs. Detroit (Sept. 25):** Started his first career game, opening in place of an injured DT Letroy Guion, and played a career-high 42 snaps...Registered a career-best five tackles (three solo) and helped limit the Lions to just 50 yards rushing on 23 carries (2.2 avg.) with a long run of 9 yards.

► **Vs. N.Y. Giants (Oct. 9):** Appeared on 18 plays and recorded the first fumble recovery of his career, scooping up a QB Eli Manning fumble at the New York 33 late in the first half and returning it 2 yards to the 31 after LB Kyler Fackrell knocked the ball out on a sack...The turnover helped set up K Mason Crosby's 44-yard FG as time expired in the first half...Added two tackles (one solo), including a tackle for a loss.

► **Vs. Dallas (Oct. 16):** Started at DE and played 26 snaps, recording three tackles (one solo).

► **Vs. Chicago (Oct. 20):** Registered four tackles (three solo) in just 15 snaps of action, tying for the lead on the defensive line...Blew past G Eric Kush to get into the backfield to bring down RB Kadeem Carey for a 1-yard loss on a run late in the second quarter.

► **At Atlanta (Oct. 30):** Played 25 snaps and recorded an assisted tackle.

► **Vs. Indianapolis (Nov. 6):** Played 22 snaps and posted a QB pressure.

► **At Tennessee (Nov. 13):** Appeared on 22 plays and registered three tackles (one solo).

► **At Washington (Nov. 20):** Played 24 snaps and posted three tackles (all assisted) and a QB hit.

► **At Philadelphia (Nov. 28):** Appeared on 13 plays on defense and posted a QB pressure.

► **Vs. Houston (Dec. 4):** Played seven snaps and registered two tackles (one solo).

21 Ha Ha Clinton-Dix, S, 3rd Year, Alabama

• Set career highs with 16 starts, two interceptions and a team-leading 117 tackles (97 solo) in 2015. Also recorded a career-best three sacks, the most by a Green Bay safety in a season since Mark Roman had 3½ in 2004.

• Played in all 16 games in 2014, starting the final 10 (nine at FS, one at SS), the most starts by a Green Bay rookie safety since Nick Collins opened all 16 in 2005.

• Ranked No. 2 on the team in tackles with 95 (73 solo) and was named to the PFWA's All-Rookie team.

2016 SEASON: Has started all 12 games at FS and ranks No. 3 on the team with 63 tackles (55 solo)...Leads the team with a career-high three interceptions, which is also tied for No. 2 in the NFL among safeties behind only Giants S Landon Collins (five)...Has added four tackles for a loss, a half-sack, a QB pressure, a forced fumble and four passes defensed...Has added a tackle on special teams.

► **At Jacksonville (Sept. 11):** Started at FS and played all 72 snaps, joining fellow S Morgan Burnett as the only Green Bay defenders to do so...Registered five tackles (four solo), a forced fumble and a pass defensed...Drilled WR Allen Robinson near the 5-yard line with just over six minutes

remaining in the game to break up a deep pass from QB Blake Bortles... Late in the fourth quarter, delivered a big hit on Robinson on a catch over the middle that forced the ball to pop out, but Robinson recovered the fumble.

►**At Minnesota (Sept. 18):** Started at FS and played all 58 snaps, one of two Green Bay defenders to do so (CB Damarius Randall)...Registered five tackles (three solo).

►**Vs. Detroit (Sept. 25):** Started at FS and appeared on all 68 defensive plays, the only Green Bay player to do so...Posted six tackles (all solo).

►**Vs. N.Y. Giants (Oct. 9):** Started at FS and played all 56 snaps, one of five defensive players to do so for Green Bay...Finished with six tackles (all solo), including a stop of RB Bobby Rainey for a 1-yard loss on a run up the middle in the second quarter.

►**Vs. Dallas (Oct. 16):** Started at FS and played all 65 snaps, joining Burnett as the only Green Bay defenders to do so...Registered a team-high nine tackles (all solo), including a tackle for a loss.

►**Vs. Chicago (Oct. 20):** Started at FS and appeared on all 48 snaps, finishing with three tackles (two solo).

►**At Atlanta (Oct. 30):** Started at FS and played all 63 snaps, recording five tackles (all solo).

►**Vs. Indianapolis (Nov. 6):** Started at FS and played all 68 snaps, recording a career-high two interceptions, four tackles (two solo), a half-sack and a QB pressure...Came underneath WR Phillip Dorsett to intercept QB Andrew Luck's pass at the Indianapolis 49 on the Colts' first offensive possession, taking the ball across the field for a 20-yard return to the 29... Later in the first quarter, made another interception, picking off Luck's overthrown pass at the Indianapolis 47 intended for TE Jack Doyle near the sideline...Joined CB Al Harris (vs. New Orleans, Oct. 9, 2005) as the only Packers to record two INTs in the first quarter of a game since 1993...In the second quarter, came through untouched on a blitz for a shared 6-yard sack of Luck with LB Nick Perry on a third down to force a punt...Added a tackle on special teams.

►**At Tennessee (Nov. 13):** Started at FS and played all 60 snaps, one of two Packers (LB Joe Thomas) to do so...Led the secondary with seven tackles (six solo), including a tackle for a loss.

►**At Washington (Nov. 20):** Started at FS and appeared on all 68 snaps, joining Burnett and Thomas as the only Green Bay defenders to do so...Posted four tackles (all solo).

►**At Philadelphia (Nov. 28):** Started at FS and played 58 of 59 snaps, posting three tackles (all solo) and his career-high third interception of the season...Early in the third quarter, picked off QB Carson Wentz as he overthrew TE Zach Ertz over the middle, making the INT at the Green Bay 16 and returning it 12 yards to the 28, a turnover that led to a Mason Crosby FG.

►**Vs. Houston (Dec. 4):** Started at FS and appeared on all 66 plays, joining Burnett as the only Green Bay defenders to do so...Posted six tackles (five solo) and a pass defended...Early in the second quarter, helped bring down RB Alfred Blue for no gain on a fourth-and-1 at the Green Bay 49.

18 Randall Cobb, WR, 6th Year, Kentucky

• Caught 75-plus passes in three of the past four seasons (2012, 2014-15), tied for No. 2 in the league over that span.

• Started all 16 games in 2014 and posted career highs in catches (91), receiving yards (1,287) and receiving TDs (12) on the way to earning his first career Pro Bowl selection (injury replacement for WR Dez Bryant).

• Became just the fifth player in franchise history to register 90-plus receptions in a season, joining WRs Sterling Sharpe, Robert Brooks, Donald Driver and Jordy Nelson.

• Set a franchise single-season record with a league-high 2,342 combined net yards in 2012, topping the previous team mark of 2,250 yards by RB Ahman Green in 2003.

• With 954 receiving yards and 964 kickoff return yards in 2012, became the first player in NFL history to post 900-plus yards in each category in the same season.

2016 SEASON: Has played in 11 games with 10 starts and has made 57 catches for 577 yards (10.1 avg.) and four TDs...Is tied for No. 3 in the NFL with 22 receptions for 280 yards (12.7 avg.) and a TD on third down...Ranks No. 6 in the league in receiving yards on third down...Also has rushed for 33 yards on 10 carries (3.3 avg.) and has four punt returns

for 54 yards (13.5 avg.)...Was inactive in Week 8 due to a hamstring injury.

►**At Jacksonville (Sept. 11):** Was tied for the team lead with six receptions for a team-best 57 yards (9.5 avg.)...Early in the third quarter, found an opening in the middle of the field to catch a team-long 32-yard pass from QB Aaron Rodgers, juggling the ball but securing it as he went to the ground at the Jacksonville 31.

►**At Minnesota (Sept. 18):** Caught five passes (tied for the team lead) for 42 yards (8.4 avg.)...Had a critical forced fumble/recovery on Green Bay's opening possession...After WR Davante Adams fumbled the ball after making a catch at the Green Bay 13, Vikings S Andrew Sendejo recovered and returned it to the Green Bay 10, only to have Cobb rip the ball out from him as the Packers took possession again at the 10-yard line.

►**Vs. Detroit (Sept. 25):** Started and played 42 snaps, hauling in a 33-yard pass on Green Bay's opening drive...Came from the slot and got past CB Quandre Diggs to find an opening in the Lions defense, catching the pass from Rodgers and taking it down the sideline to the Detroit 17.

►**Vs. N.Y. Giants (Oct. 9):** Started and led the team with a season-high nine receptions for a season-best 108 yards (12.0 avg.), with six of his catches going for first downs...Had five receptions for 73 yards (14.6 avg.) on third down with all five going for first downs, highlighted by his 13-yard reception near the sideline on third-and-10 from the Green Bay 35 that gave the Packers a first down and clinched the win...His five third-down catches matched his career high (vs. New England, Nov. 30, 2014) and his 73 receiving yards on third down were a career best.

►**Vs. Dallas (Oct. 16):** Started and caught seven passes for 53 yards (7.6 avg.) and a TD...Was matched up with S Byron Jones in the slot and caught a pass from Rodgers in the flat, taking it 6 yards for the TD midway through the fourth quarter.

►**Vs. Chicago (Oct. 20):** Started and matched his career-high with 11 catches for 95 yards (8.6 avg.) and a TD...Seven of his receptions went for first downs, tied for his second most in a game...Posted back-to-back games with a TD catch for the first time since recording five straight in 2014...Came from the slot to beat CB Cre'Von LeBlanc for a 2-yard TD catch in the fourth quarter, getting both feet down on the sideline for the score...Added 21 rushing yards on five carries (4.2 avg.).

►**At Atlanta (Oct. 30):** Inactive (hamstring), his first game missed due to injury since Week 16 of 2013, snapping a streak of 39 consecutive regular-season games played.

►**Vs. Indianapolis (Nov. 6):** Was limited to just 23 snaps of work due to his hamstring injury, seeing all of his action in the second half...Caught two passes for 14 yards (7.0 avg.), including a 3-yard TD catch with 3:29 to go that narrowed the Colts lead to 31-26...Was matched up with CB Patrick Robinson and freed himself to make the TD grab in the back of the end zone.

►**At Tennessee (Nov. 13):** Started and caught four passes for 31 yards (7.8 avg.) in 54 snaps of action.

►**At Washington (Nov. 20):** Started and played 60 snaps, hauling in three passes for 84 yards (28.0 avg.)...His 28.0-yard receiving average was a career high in games with three-plus catches...Early in the fourth quarter, was lined up in the slot on third-and-12 and beat CB Kendall Fuller over the middle on a slant from Rodgers, eluding a diving tackle attempt from Fuller and then bouncing off of S Donte Whitner at the Green Bay 27 before taking it down the middle of the field for a season-long 47-yard gain to the Washington 37...Also handled punt-return duties, posting a 10-yard return with one fair catch.

►**At Philadelphia (Nov. 28):** Started and played 56 snaps, making six catches for 41 yards (6.8 avg.), with four of the grabs going for first downs.

►**Vs. Houston (Dec. 4):** Started and played 44 snaps, finishing with three catches for 19 yards (6.3 avg.) and a TD...Was lined up in the slot against CB Kareem Jackson, initially running a quick route into the flat before coming across the field to make a diving catch in the end zone from a scrambling Rodgers...Posted two punt returns of 20-plus yards for the first time in his career, recording a 21-yarder in the first quarter to the Green Bay 47 and a 23-yard return to the Green Bay 40 in the second quarter.

89 Jared Cook, TE, 8th Year, South Carolina

- Signed with the Packers as a free agent in March 2016 after spending three seasons with the St. Louis Rams (2013-15) and four with the Tennessee Titans (2009-12).
- Posted at least 35 receptions each season from 2011-15, one of only five active tight ends in the NFL to do so (Antonio Gates, Jimmy Graham, Rob Gronkowski, Greg Olsen).
- Ranks No. 3 among NFL tight ends with a 13.0-yard receiving average since 2011, trailing only Gronkowski (15.3 avg.) and Brent Celek (13.1 avg.) over that span.
- Made 32 catches of 25-plus yards since '11, which was tied for No. 3 in the league among TEs over that time period behind only Gronkowski (49) and Graham (41).

2016 SEASON: Has played in six games with four starts and has caught 16 passes for 184 yards (11.5 avg.) and a TD...Missed six games (Weeks 5-10) due to an ankle injury.

► **At Jacksonville (Sept. 11):** Started in his Green Bay debut, seeing action on 33 plays with one catch for 7 yards...Drew a critical 30-yard pass-interference penalty on S Johnathan Cyprien late in the first half that helped set up QB Aaron Rodgers' 29-yard TD pass to WR Davante Adams.

► **At Minnesota (Sept. 18):** Started and played 46 snaps, finishing with four catches for 31 yards (7.8 avg.)...Recovered an Aaron Rodgers fumble midway through the third quarter on a scramble, retaining possession for Green Bay at Minnesota's 22-yard line.

► **Vs. Detroit (Sept. 25):** Caught a 15-yard pass on Green Bay's opening drive, converting a third-and-5 on a slant to the Green Bay 45 after being split out wide to the right against S Tavon Wilson...Was limited to just 14 snaps on the day after he sustained an ankle injury in the second quarter and did not return.

► **Vs. N.Y. Giants (Oct. 9) - At Tennessee (Nov. 13):** Inactive (ankle).

► **At Washington (Nov. 20):** Returned to the field for the first time since Week 3, starting and playing 43 snaps on his way to a team-high 106 yards and a TD on six receptions (17.5 avg.)...Midway through the third quarter, was split out wide to the right on third down against S Donte Whitner, beating him down the sideline to make an over-the-shoulder catch and take it to the Washington 44 for a 47-yard gain...Later in the third quarter, got past S Duke Ihenacho to make a diving 29-yard grab on third down to the Washington 38, helping set up a 31-yard TD pass from Rodgers to RB James Starks three plays later...Got in the end zone himself for the first time as a Packer in the fourth quarter when he caught a 6-yard slant against S Will Blackmon...Joined Benjamin Watson as the only tight ends in NFL history to register a 100-yard receiving game with three different franchises (Tennessee, 2011; St. Louis, 2013).

► **At Philadelphia (Nov. 28):** Appeared on 33 plays and had one catch for 7 yards, converting a third-and-4 on Green Bay's opening drive, one that was capped off with a Rodgers-to-Adams TD pass.

► **Vs. Houston (Dec. 4):** Started and played 29 snaps, finishing with three catches for 19 yards (6.3 avg.)...Two of the receptions went for first downs, a 10-yard grab on third-and-7 in the first quarter and another 10-yarder on third-and-8 late in the third quarter on the go-ahead drive.

2 Mason Crosby, K, 10th Year, Colorado

- With 1,234 career points, ranks No. 1 on the all-time franchise scoring list, having surpassed K Ryan Longwell (1,054) last season vs. Seattle in Week 2.
- Ranks No. 2 in NFL history for the most points by a player in his first nine seasons (1,145, 2007-15), trailing only Patriots K Stephen Gostkowski (1,179, 2006-2014).
- Is one of only three players in league history to register three or more 140-point seasons (Gostkowski, David Akers).
- Has registered a franchise-record nine consecutive 100-point seasons, the longest active streak in the NFL.
- Has kicked the seven longest field goals in franchise history (58-yarder in 2011, two 57-yarders in 2013, 56-yarders in 2010, 2011 and 2015, 55-yarder in 2014).

2016 SEASON: Has played in all 12 games and has scored 89 points, connecting on 20 of 23 field-goal attempts and 29 of 31 extra points...

Ranks No. 11 in the NFL in field-goal percentage (min. one att. per game) at 87.0 percent...Has 35 touchbacks on 62 kickoffs (56.5 percent).

► **At Jacksonville (Sept. 11):** Connected on both of his field-goal attempts (25, 20 yards) and all three extra points...Registered four touchbacks on six kickoffs.

► **At Minnesota (Sept. 18):** Did not have any field-goal attempts, but made both of his extra points...Posted one touchback on three kickoffs.

► **Vs. Detroit (Sept. 25):** Made both of his field-goal attempts (36, 46) and all four extra points for 10 points on the afternoon...Registered three touchbacks on his seven kickoffs.

► **Vs. N.Y. Giants (Oct. 9):** Registered a season-high 11 points, connecting on all three of his field-goal attempts (44, 33, 25 yards) and both extra points.

► **Vs. Dallas (Oct. 16):** Made all three of his FG attempts for the second straight game, connecting on kicks of 37, 43 and 34 yards...Posted touchbacks on three of his four kickoffs.

► **Vs. Chicago (Oct. 20):** Connected on 2 of 3 field goals (40-yard kick blocked) and 2 of 3 extra points, with his fourth-quarter miss snapping a streak of 57 consecutive extra points made without a miss...Had four touchbacks on six kickoffs.

► **At Atlanta (Oct. 30):** Made his lone field-goal attempt of the afternoon, a 29-yarder as time expired in the first half, and all three of his extra points...Went over the 1,200-point mark for his career, becoming the 41st player in NFL history to do so...Posted four touchbacks on five kickoffs.

► **Vs. Indianapolis (Nov. 6):** Made 2 of 3 field goals and posted four touchbacks on six kickoffs.

► **At Tennessee (Nov. 13):** Made both of his field-goal attempts (29, 38 yards) and registered four touchbacks on five kickoffs.

► **At Washington (Nov. 20):** Made 1 of 2 field goals (36-yarder wide left) and three extra points...Recorded three touchbacks on five kickoffs.

► **At Philadelphia (Nov. 28):** Connected on both of his FG attempts (33 and 32 yards) and all three extra points...Posted three touchbacks on six kickoffs.

► **Vs. Houston (Dec. 4):** Did not attempt any field goals, but made all three extra points.

76 Mike Daniels, DT, 5th Year, Iowa

- Named an alternate for the Pro Bowl for the first time in his career in 2015 after starting all 16 games and leading the defensive line with 66 tackles (40 solo), four sacks, an interception, a forced fumble and two passes defensed. Finished No. 3 on the team in QB hits (12) and No. 2 in pressures (22).

• Started all 16 games for the first time in his career in 2014 and registered a career-high 69 tackles. Led the team in both QB hits (19) and pressures (22).

• Emerged as a force in his second season in 2013, tying for sixth in the NFL among DTs with 6½ sacks, the most in a season by a Green Bay defensive lineman since NT B.J. Raji posted the same total in 2010.

2016 SEASON: Has started all 12 games and has registered 31 tackles (19 solo), three sacks, 13 QB hits (tied for No. 1 on the team) and 11 pressures...Is tied for No. 2 on the team with eight tackles for a loss...Part of a run defense that ranks No. 9 in the league in rushing yards allowed per game (92.9), No. 8 in yards allowed per carry (3.84 avg.) and No. 4 in runs of 10-plus yards allowed (25).

► **At Jacksonville (Sept. 11):** Started and played 43 snaps, posting two tackles (one solo), a QB pressure and a QB hit...Early in the second quarter, brought down RB T.J. Yeldon for a 2-yard loss on a run up the middle... Helped limit the Jaguars to just 48 yards rushing on 26 carries (1.8 avg.), the first time they had rushed for 48 or fewer yards on 25-plus attempts since Nov. 14, 1999 (vs. Baltimore, 47 yards on 26 attempts).

► **At Minnesota (Sept. 18):** Started and appeared on 42 of 58 plays, finishing with five tackles (four solo), a sack and four QB hits...In the first quarter, walked back G Brandon Fusco to bring down QB Sam Bradford for a 9-yard sack...Later in the first quarter, stopped RB Adrian Peterson for a 1-yard loss on a run up the middle...Helped limit Peterson to just 19 yards on 12 carries (1.6 avg.), tied for the fourth-lowest yardage total of Peterson's career, with a long of 5 yards.

► **Vs. Detroit (Sept. 25):** Started and played 46 snaps, helping to limit

the Lions to just 50 yards rushing on 23 carries (2.2 avg.)...Posted a solo tackle, when he drove back G Larry Warford and stopped RB Dwayne Washington for a 1-yard loss on a third-and-goal from the 1 early in the third quarter...Led the team with two QB hits.

►**Vs. N.Y. Giants (Oct. 9):** Started and appeared on 32 plays, finishing with two tackles (one solo) and a pass defended...Deflected a QB Eli Manning pass intended for WR Odell Beckham Jr. over the middle midway through the second quarter...Helped limit the Giants to just 43 yards rushing on 15 carries (2.9 avg.), bringing Green Bay's four-game total to just 171 rushing yards allowed, the second-fewest allowed by an NFL team in the first four games of a season since individual stats began to be recorded in 1933 behind only the 157 yards allowed by the 1995 San Francisco 49ers.

►**Vs. Dallas (Oct. 16):** Started and played 48 snaps, recording two tackles (one solo) and a QB pressure.

►**Vs. Chicago (Oct. 20):** Started and appeared on 22 plays, tying for the lead on the defensive line with four tackles (two solo)...Added a QB hit.

►**At Atlanta (Oct. 30):** Started and played 38 snaps, recording a sack and a team-high two QB hits...Walked back G Andy Levitre to get to QB Matt Ryan for a 9-yard sack early in the fourth quarter.

►**Vs. Indianapolis (Nov. 6):** Started and played 41 snaps, recording three tackles (two solo), two pressures and two QB hits...Helped to limit the Colts to 85 rushing yards on 28 carries (3.0 avg.)...Walked back G Jonotthan Harrison to put a hit on QB Andrew Luck and help force an interception by S Ha Ha Clinton-Dix on the Colts' first offensive series, giving Green Bay the ball at the Indianapolis 29 after a 20-yard return by Clinton-Dix.

►**At Tennessee (Nov. 13):** Started and played 32 snaps, finishing with two tackles (both assisted).

►**At Washington (Nov. 20):** Started and appeared on 44 plays...Led the defensive line with six tackles (three solo) and a QB hit...Shed a block from G Brandon Scherff to drill RB Robert Kelley in the backfield for a 3-yard loss late in the first half.

►**At Philadelphia (Nov. 28):** Started and played 38 snaps, finishing with two tackles (both solo) and a sack...Late in the first half, came up the middle to get to QB Carson Wentz for a 14-yard sack.

►**Vs. Houston (Dec. 4):** Started and appeared on 45 plays, recording a solo tackle, three pressures and one QB hit.

11 Trevor Davis, WR, Rookie, California

• In two seasons at Cal, totaled 2,300 all-purpose yards, registering 1,071 yards receiving and seven touchdown catches on 64 receptions (16.7 avg.), 1,110 yards and two touchdowns on 45 kick returns (24.7 avg.), and 115 yards on 14 punt returns (8.2 avg.).

• In 2015, set career highs in games played (13), starts (nine), all-purpose yards (team-high 1,407), kickoff returns (32), kickoff-return yards (team-best 686), receptions (40), receiving yards (672) and yards per reception (16.8 avg., No. 2 on the team).

• As a junior, earned first-team All-Pacific-12 honors at kick returner from *Phil Steele's College Football* after ranking No. 2 nationally and leading the Pac-12 by averaging 32.6 yards per kickoff return, a school record.

2016 SEASON: Has played in nine games, seeing time on offense and special teams...Has three catches for 24 yards (8.0 avg.) and a TD, nine punt returns for 115 yards (12.8 avg.) with 11 fair catches, and three kickoff returns for 64 yards (21.3 avg.)...Has been inactive for two games.

►**At Jacksonville (Sept. 11):** Inactive (shoulder).

►**At Minnesota (Sept. 18):** Made his NFL debut, seeing limited action on offense and special teams...Played five snaps on offense and handled punt-return duties late in the game (one fair catch, no returns).

►**Vs. Detroit (Sept. 25):** Played 12 snaps on offense and nine on special teams, returning one punt for 1 yard and drawing a 66-yard pass-interference penalty early in the second quarter...Got past CB Nevin Lawson deep down the middle of the field before being tripped up by him inside the 5-yard line as QB Aaron Rodgers rolled to his left and threw the deep pass to him...The penalty gave Green Bay the ball at the Detroit 2, and Rodgers found TE Richard Rodgers on the next play for a 2-yard TD pass.

►**Vs. N.Y. Giants (Oct. 9):** Had a 3-yard punt return along with two fair catches...Played seven snaps on offense.

►**Vs. Dallas (Oct. 16):** Posted a career-long 25-yard punt return late in

the second quarter, the longest punt return of the season for the Packers, as he took the return out to the Green Bay 46...Also played 12 snaps on offense.

►**Vs. Chicago (Oct. 20):** Had one punt return for 6 yards along with four fair catches...Also played seven snaps on offense.

►**At Atlanta (Oct. 30):** Saw the most significant action of his career to date on offense and delivered three catches for 24 yards (8.0 avg.) and a TD...With just over 4:30 remaining in the first half, posted his first career TD catch when he hauled in a 9-yard pass from a scrambling QB Aaron Rodgers, getting both feet in bounds near the front pylon with CB Brian Poole blanketing him in coverage...Teamed up with WR Geronimo Allison as they became the first Green Bay rookie duo to both catch a TD pass in the same game since Joe Johnson and Max McGee on Dec. 12, 1954, at the Los Angeles Rams...Also returned two punts for 60 yards (30.0 avg.), highlighted by his 55-yard return down the sideline in the second quarter to the Atlanta 15 that set up his own TD catch four plays later...His punt return was the longest by a Packer since DB Micah Hyde's 55-yarder for a TD vs. Detroit on Dec. 28, 2014.

►**Vs. Indianapolis (Nov. 6):** Posted the first kickoff returns of his career, returning three kicks for 64 yards (21.3 avg.)...Also had an 8-yard punt return.

►**At Tennessee (Nov. 13):** Had two punt returns for 12 yards (6.0 avg.).

►**At Washington (Nov. 20):** Played two snaps on special teams.

►**At Philadelphia (Nov. 28):** Appeared on one play on special teams.

►**Vs. Houston (Dec. 4):** Inactive (healthy scratch).

20 Makinton Dorleant, CB, Rookie, Northern Iowa

• Was signed by Green Bay as an undrafted free agent on May 6, 2016.

• Played three seasons at Northern Iowa after spending two years at the University of Maryland.

• Started 39 of 40 games played at UNI and posted 138 tackles (104 solo), two interceptions, six forced fumbles, two fumble recoveries and 30 passes defended.

2016 SEASON: Has been inactive for one game...Was on injured reserve for the first 11 games of the season...Was activated from injured reserve; designated for return on Dec. 3.

►**Vs. Houston (Dec. 4):** Inactive (healthy scratch).

91 Jayrone Elliott, LB, 3rd Year, Toledo

• Set career highs in games played (14), tackles (17), solo tackles (14), interceptions (one), passes defended (two), forced fumbles (one) and sacks (three) in 2015. Ranked No. 3 on the team with a career-best 11 special teams tackles.

• After making the 53-man roster, played in 13 regular-season games and both postseason contests as a rookie in 2014, contributing primarily on special teams.

• Finished the season with 15 special teams tackles in '14, No. 1 among Packers rookies and No. 2 on the team behind S Sean Richardson (17).

2016 SEASON: Has played in nine games and has posted eight tackles (two solo), three tackles for a loss and two QB pressures...Leads the team with 10 tackles on special teams...Was sidelined for Weeks 1-2 due to a hamstring injury and was inactive in Week 11 (healthy scratch).

►**At Jacksonville (Sept. 11):** Inactive (hamstring).

►**At Minnesota (Sept. 18):** Inactive (hamstring).

►**Vs. Detroit (Sept. 25):** Played 28 snaps on defense and 14 on special teams in his season debut...Brought down WR Golden Tate for an 8-yard loss on an end-around midway through the second quarter, avoiding a block attempt from FB Michael Burton to tackle Tate in the backfield...Finished with two tackles (both solo) and a QB pressure and added two tackles on special teams, which was tied for the team lead.

►**Vs. N.Y. Giants (Oct. 9):** Appeared on 20 plays on special teams and tied for the team lead with two tackles for the second straight games...Also played seven snaps on defense.

►**Vs. Dallas (Oct. 16):** Played nine snaps on defense and 11 on special teams...Registered two assisted tackles on defense.

►**Vs. Chicago (Oct. 20):** Appeared on 15 plays on special teams and four on defense.

►**At Atlanta (Oct. 30):** Played 14 snaps on defense and 12 on special

teams, pacing the team with two tackles on special teams...Added a solo tackle on defense.

- ▶**Vs. Indianapolis (Nov. 6):** Appeared on 20 plays on special teams.
- ▶**At Tennessee (Nov. 13):** Played 22 snaps on defense and posted two solo tackles and a QB pressure...Came from the left side and tripped up RB Derrick Henry in the backfield for a 2-yard loss late in the first quarter...Had another tackle for a loss when he came off the right side to bring down RB DeMarco Murray for a 2-yard loss on a fourth-quarter run...Added a tackle on special teams.
- ▶**At Washington (Nov. 20):** Inactive (healthy scratch).
- ▶**At Philadelphia (Nov. 28):** Registered a tackle on special teams and a solo tackle on defense.
- ▶**Vs. Houston (Dec. 4):** Played 24 snaps on defense and 18 on special teams...After the Packers scored to go up, 14-7, tripped up RB Akeem Hunt on the ensuing kickoff return at the Houston 15...Finished with a team-high two tackles on special teams.

25 Marwin Evans, S, Rookie, Utah State

- Was one of five rookie free agents to make Green Bay's Week 1 roster.
 - Started 13 of 27 games played at Utah State, totaling 83 tackles (36 solo), including 10 for a loss, two sacks, an interception for a 90-yard touchdown return, five pass breakups and three forced fumbles.
 - Started all 13 games played as a senior in 2015, recording career highs in tackles (73), solo tackles (33), tackles for a loss (10), sacks (two), interceptions (one), pass breakups (five) and forced fumbles (two).
- 2016 SEASON:** Has played in all 12 games, seeing time primarily on special teams, and ranks No. 4 on the team with five tackles.
- ▶**At Jacksonville (Sept. 11):** Played six snaps on special teams in his NFL debut.
 - ▶**At Minnesota (Sept. 18):** Appeared on three plays on special teams...Made his first career tackle on special teams, bringing down WR Cordarrelle Patterson at the Minnesota 23 on a first-quarter kickoff return.
 - ▶**Vs. Detroit (Sept. 25):** Played 10 snaps on special teams and was tied for the team lead with a career-high two tackles.
 - ▶**Vs. N.Y. Giants (Oct. 9):** Appeared on 10 plays on special teams.
 - ▶**Vs. Dallas (Oct. 16):** Played 14 snaps on special teams.
 - ▶**Vs. Chicago (Oct. 20):** Appeared on 14 plays on special teams and registered a tackle.
 - ▶**At Atlanta (Oct. 30):** Played 14 snaps on special teams.
 - ▶**Vs. Indianapolis (Nov. 6):** Played 22 snaps on special teams and two on defense, the first action of his NFL career on defense.
 - ▶**At Tennessee (Nov. 13):** Played 20 snaps on special teams and two on defense.
 - ▶**At Washington (Nov. 20):** Appeared on 16 plays on special teams.
 - ▶**At Philadelphia (Nov. 28):** Played 12 snaps on special teams, posting a tackle when he brought down RB Kenjon Barner at the Philadelphia 14 on a second-quarter kickoff return.
 - ▶**Vs. Houston (Dec. 4):** Appeared on 12 plays on special teams.

51 Kyler Fackrell, LB, Rookie, Utah State

- Was named first-team All-Mountain West as a senior in 2015 after ranking first in the nation with five fumble recoveries and posting a school-record 12 QB hurries.
 - Ranked second on the Aggies with 82 tackles in '15, including a team-high 15 tackles for a loss, along with four sacks and two forced fumbles.
 - Became one of just 15 players in school history to earn first-team or second-team all-conference recognition three times during his career (2012-13, 2015).
- 2016 SEASON:** Has played in nine games, seeing time on defense and special teams...Has recorded nine tackles (all solo), two sacks, six QB pressures, a QB hit and a pass defensed...Ranks No. 2 on the team with seven tackles on special teams...Has been inactive for two games (Weeks 12-13) due to a hamstring injury.
- ▶**At Jacksonville (Sept. 11):** Played 18 snaps on special teams, which was tied for the team high, and seven on defense in his NFL debut...Posted a tackle on special teams, bringing down RB Corey Grant at the Jacksonville 18 on the opening kickoff of the game.
 - ▶**At Minnesota (Sept. 18):** Appeared on seven defensive plays and 19

on special teams...Posted a solo tackle and a QB pressure.

- ▶**Vs. Detroit (Sept. 25):** Saw increased action with LB Clay Matthews (foot/hamstring) and DE/LB Datone Jones (knee) sidelined, appearing on a career-high 37 plays on defense...Posted his first career sack, beating LT Taylor Decker in the fourth quarter to wrap up QB Matthew Stafford for a 9-yard loss...Also played 22 snaps on special teams and made a tackle.
- ▶**Vs. N.Y. Giants (Oct. 9):** Posted a sack for the second straight game, beating RT Bobby Hart to get to QB Eli Manning for a 6-yard loss late in the first half, also forcing the first fumble of his career on the sack, one that DT Kenny Clark recovered at the New York 33 and returned 2 yards to help set up a Mason Crosby FG as time expired in the first half...Finished with three tackles (all slo), two pressures and one QB hit...Also played 21 snaps on special teams (tied for the team lead) and tied for the team lead with two tackles, both coming on kickoff coverage.
- ▶**Vs. Dallas (Oct. 16):** Played 15 snaps on special teams and seven on defense...Wrapped up WR Lucky Whitehead at the Dallas 24 on a kickoff return early in the second quarter.
- ▶**Vs. Chicago (Oct. 20):** Appeared on 10 defensive plays, recording a QB pressure, and 16 plays on special teams.
- ▶**At Atlanta (Oct. 30):** Played 19 snaps on defense and a team-high 22 on special teams...Registered a QB pressure.
- ▶**Vs. Indianapolis (Nov. 6):** Appeared on 14 plays and posted three tackles (all solo), a QB pressure and a pass defensed.
- ▶**At Tennessee (Nov. 13):** Played 29 snaps on defense and a team-high 31 on special teams...Recorded a solo tackle on defense.
- ▶**At Washington (Nov. 20):** Played 22 snaps on special teams and two on defense...Led the team with two tackles on special teams, with one coming on kickoff coverage and the other on punt coverage.
- ▶**At Philadelphia (Nov. 28):** Inactive due to a hamstring injury that he sustained at the tail end of the Washington game.
- ▶**Vs. Houston (Dec. 4):** Inactive (hamstring).

61 Brett Goode, LS, 9th Year, Arkansas

- Has appeared in 138 regular-season games and 11 playoff contests since joining the club in 2008, having recorded 12 coverage tackles and a fumble recovery in his eight-plus seasons, including a career-best five tackles in 2010.
 - Has snapped for all seven of the longest field goals in franchise history (all by K Mason Crosby).
- 2016 SEASON:** Has handled all snapping duties in the first 12 games.
- ▶**At Jacksonville (Sept. 11):** Handled snapping duties for all punts and placements.
 - ▶**At Minnesota (Sept. 18):** Snapped for P Jake Schum's five punts and K Mason Crosby's two extra points.
 - ▶**Vs. Detroit (Sept. 25):** Handled snapping duties for Crosby's two FGs and four extra points and Schum's two punts.
 - ▶**Vs. N.Y. Giants (Oct. 9):** Snapped for Crosby's three FGs and two extra points and Schum's four punts.
 - ▶**Vs. Dallas (Oct. 16):** Got down the field to down Schum's 47-yard punt at the Dallas 3 late in the first half...Snapped for Crosby's three FGs and one extra point and Schum's one punt.
 - ▶**Vs. Chicago (Oct. 20):** Snapped for all punts and placements.
 - ▶**At Atlanta (Oct. 30):** Snapped for Crosby's one FG and three extra points and Schum's three punts.
 - ▶**Vs. Indianapolis (Nov. 6):** Snapped for all placements and Schum's four punts as he registered a career-high net average (min. four punts) of 47.5 yards on four punts with a 48.3-yard gross average.
 - ▶**At Tennessee (Nov. 13):** Snapped for Schum as he registered a career-best gross average (min. four punts) of 50.5 yards on his four punts.
 - ▶**At Washington (Nov. 20):** Snapped for Schum's three punts (46.0-yard gross, 43.3-yard net) and Crosby's FG and three extra points.
 - ▶**At Philadelphia (Nov. 28):** Got down the field to down Schum's 43-yard punt at the Philadelphia 1-yard line late in the first half.
 - ▶**Vs. Houston (Dec. 4):** Snapped for Schum's five punts and Crosby's three extra points.

39 Demetri Goodson, CB, 3rd Year, Baylor

• Played in 14 games and both postseason contests in his second season in 2015, seeing time on defense and special teams. Recorded nine special teams tackles during the regular season, tied for No. 4 on the team, and was tied for the team lead with three tackles in the playoffs..

• Registered six special teams tackles in '14, No. 2 on the team among rookies behind only LB Jayrone Elliott.

2016 SEASON: Played in six games with three starts and recorded 14 tackles (11 solo) and two passes defended...Was placed on injured reserve (knee) on Dec. 3...Was on reserve/suspended for the first four games of the season and was inactive in Week 12 (knee).

►**Vs. Dallas (Oct. 16):** Saw significant action in his season debut because of injuries to CBs Sam Shields, Damarious Randall and Quinten Rollins, appearing on 36 plays...Recorded two tackles (both solo) and a pass defended.

►**Vs. Chicago (Oct. 20):** Started the first game of his NFL career, opening at LCB in place of an injured Damarious Randall (groin) and appearing on all 48 snaps...Registered five tackles (three solo).

►**At Atlanta (Oct. 30):** Started at LCB for the second straight week, appearing on 61 of 63 snaps and posting a career-high six tackles (five solo) and a pass defended...On Atlanta's opening drive, came up to drill TE Austin Hooper 3 yards short of the first-down marker on third down to force a Falcons FG...In the second quarter, got a hand in to break up Ryan's pass intended for WR Aldrick Robinson.

►**Vs. Indianapolis (Nov. 6):** Appeared on 14 plays on special teams.

►**At Tennessee (Nov. 13):** Played 27 snaps on defense and 22 on special teams, recording a solo tackle on defense.

►**At Washington (Nov. 20):** Started at LCB and played 10 snaps, but sustained a knee injury covering a punt midway through the second quarter and did not return.

►**At Philadelphia (Nov. 28):** Inactive (knee).

98 Letroy Guion, DT, 9th Year, Florida State

• Saw action in 13 games with four starts (three at DE, one at NT) in 2015 and also appeared in both postseason contests.

• Finished No. 2 on the defensive line in tackles (41) behind DT Mike Daniels (66) and registered multiple tackles in 10 of 13 regular-season games played, as well as both playoff games.

• Started all 16 games for the first time in his career in his first season in Green Bay in 2014.

• Registered a career-high 62 tackles (31 solo), a career-best 3½ sacks, a forced fumble, a pass defended, 10 QB hits and 13 pressures in '14. Ranked second on the defensive line in tackles behind only Daniels (69).

2016 SEASON: Has started all 11 games he has played in and has registered 37 tackles (17 solo), including eight for a loss, a QB hit and a QB pressure...Leads the defensive line in tackles and is tied for No. 2 on the team in tackles for a loss...Was sidelined in Week 3 (knee)...Part of a run defense that ranks No. 9 in the league in rushing yards allowed per game (92.9), No. 8 in yards allowed per carry (3.84 avg.) and No. 4 in runs of 10-plus yards allowed (25).

►**At Jacksonville (Sept. 11):** Started and played 39 snaps, recording four tackles (two solo), including two tackles for a loss...Brought down RB T.J. Yeldon for a 2-yard loss on a first-quarter run and then stopped him again for a 2-yard loss on a run on the same drive...Helped limit the Jaguars to just 48 yards rushing on 26 carries (1.8 avg.), the first time they had rushed for 48 or fewer yards on 25-plus attempts since Nov. 14, 1999 (vs. Baltimore, 47 yards on 26 attempts).

►**At Minnesota (Sept. 18):** Started, but was limited to just eight snaps of action after injuring his knee in the second quarter...Finished with two tackles (both solo), including one where he blew past C Joe Berger to bring down RB Adrian Peterson for a 4-yard loss on a run early in the second quarter.

►**Vs. Detroit (Sept. 25):** Inactive (knee), his first game missed due to injury as a member of the Packers.

►**Vs. N.Y. Giants (Oct. 9):** Started and played 28 snaps, finishing with two assisted tackles and a pass defended...Batted down a QB Eli Manning pass on New York's opening drive...Helped limit the Giants to just 43 yards rushing on 15 carries (2.9 avg.), bringing Green Bay's four-game

total to just 171 rushing yards allowed, the second-fewest allowed by an NFL team in the first four games of a season since individual stats began to be recorded in 1933 behind only the 157 yards allowed by the 1995 San Francisco 49ers.

►**Vs. Dallas (Oct. 16):** Started and appeared on 38 plays, recording two tackles (one solo) and a QB hit.

►**Vs. Chicago (Oct. 20):** Started and played 16 snaps, posting two tackles (one solo).

►**At Atlanta (Oct. 30):** Started and played 25 snaps, leading the defensive line with four tackles (two solo), including a tackle for a loss...Stopped RB Terron Ward for a 1-yard loss on a second-quarter run.

►**Vs. Indianapolis (Nov. 6):** Started and played 35 snaps, helping to limit the Colts to 85 rushing yards on 28 carries (3.0 avg.)...Finished with three tackles (two solo).

►**At Tennessee (Nov. 13):** Started and posted two assisted tackles in 22 snaps of action.

►**At Washington (Nov. 20):** Started and played 36 snaps, finishing with four tackles (one solo).

►**At Philadelphia (Nov. 28):** Started and appeared on 32 plays, recording six tackles (three solo), including a tackle for a loss, and a QB pressure...Spun away from C Jason Kelce to bring down RB Wendell Smallwood for a 2-yard loss on a second-quarter run.

►**Vs. Houston (Dec. 4):** Started and played 36 snaps, recording six tackles (three solo), including a team-high three tackles for a loss...Shed a block from G Jeff Allen to bring down RB Alfred Blue for a 3-yard loss on a first-quarter run...Early in the fourth quarter, tackled Blue for a 9-yard loss after QB Brock Osweiler was pressured by LB Jake Ryan and dumped the ball off in the flat to Blue.

36 LaDarius Gunter, CB, 2nd Year, Miami

• One of two rookie free agents to make Green Bay's opening-day roster in 2015.

• Saw action in eight games as a rookie, recording two tackles on special teams.

• Appeared in one postseason contest, playing 31 snaps on defense and 13 on special teams due to an injury to CB Quinten Rollins.

2016 SEASON: Has played in all 12 games with 11 starts and has posted 49 tackles (41 solo), a tackle for a loss, 11 passes defended (tied for the team lead) and two forced fumbles.

►**At Jacksonville (Sept. 11):** Played 24 snaps on defense, registering two tackles (one solo).

►**At Minnesota (Sept. 18):** Made his first NFL start, opening at RCB in place of an injured Sam Shields (concussion)...Played 35 snaps and posted five tackles (all solo) and a forced fumble...The forced fumble came early in the second quarter when he punched the ball out from WR Adam Thielen after he made a catch over the middle on third down, a fumble that Thielen recovered.

►**Vs. Detroit (Sept. 25):** Started for the second straight week at RCB in place of an injured Shields, appearing on 63 of 68 defensive plays and recording three tackles (all solo) and a pass defended...Came up to drill RB Theo Riddick on a first-quarter screen pass for a loss of 3 yards...Broke up a deep pass from QB Matthew Stafford to WR Marvin Jones in the second quarter, nearly making a leaping interception in the end zone.

►**Vs. N.Y. Giants (Oct. 9):** Started at RCB for the third straight contest in place of Shields, one of five defensive players to play all 56 snaps...Helped limit the Giants' top three WRs (Odell Beckham Jr., Sterling Shepard and Victor Cruz) to a combined seven catches for 70 yards (10.0 avg.) and a TD...Recorded an assisted tackle and a pass defended.

►**Vs. Dallas (Oct. 16):** Started at RCB for the fourth straight game, appearing on 64 of 65 snaps, and registered four tackles (two solo).

►**Vs. Chicago (Oct. 20):** Started at RCB and played all 48 snaps, finishing with three tackles (all solo) and a team-high two passes defended...Helped limit WR Alshon Jeffery to just three receptions for 33 yards (11.0 avg.) on the evening.

►**At Atlanta (Oct. 30):** Started in the slot and played 60 of 63 snaps, matching up with WR Julio Jones for much of the afternoon and helping to limit him to just three receptions for 29 yards (9.7 avg.)...Posted five tackles (all solo) and a team-high two passes defended...On Atlanta's

final drive, jumped a route to nearly pick off QB Matt Ryan's pass for WR Mohamed Sanu, breaking up the pass near midfield...Later on the drive, broke up a pass down the middle to Jones.

►**Vs. Indianapolis (Nov. 6):** Started at RCB and played all 68 snaps, one of three Green Bay defenders to do so, and registered seven tackles (all solo).

►**At Tennessee (Nov. 13):** Started at RCB and played 54 of 60 snaps...Recorded three tackles (two solo) and a pass defended...Early in the fourth quarter, broke up a deep pass down the left sideline from QB Marcus Mariota intended for WR Tajae Sharpe.

►**At Washington (Nov. 20):** Opened at RCB and played 66 of 68 snaps, recording a career-best eight tackles (six solo) and a pass defended...Broke up a pass from QB Kirk Cousins intended for WR Pierre Garcon with just under five minutes remaining in the fourth quarter.

►**At Philadelphia (Nov. 28):** Started at RCB and posted four tackles (all solo) and a pass defended...Early in the second quarter, broke up a third-down pass from QB Carson Wentz intended for WR Bryce Treggs to force a Philadelphia punt.

►**Vs. Houston (Dec. 4):** Started at RCB and played 63 of 66 snaps, finishing with four tackles (three solo), a forced fumble and two passes defended...On Houston's opening drive, came up to drill TE Ryan Griffin after he caught a pass in the flat, forcing a fumble that S Morgan Burnett scooped up at the Green Bay 41 and returned 35 yards to the Houston 24...Midway through the second quarter, fought off a block from WR Braxton Miller to trip up WR Will Fuller on a screen pass short of the first-down marker on third-and-18 to force a Houston punt...On the Texans' next offensive play, came up to break up Osweiler's pass intended for WR DeAndre Hopkins...Early in the fourth quarter, broke up a deep pass from Osweiler intended for Fuller.

28 Josh Hawkins, CB, Rookie, East Carolina

• Was one of five rookie free agents to make Green Bay's opening-day roster.

• Started 28 of 50 career games played at East Carolina, totaling 139 tackles (88 solo), including 3½ for a loss, a forced fumble, nine interceptions and 22 pass breakups.

• Opened 10 of 12 games played as a senior in 2015, logging 42 tackles (27 solo), two interceptions for 100 return yards, and four pass breakups.

2016 SEASON: Has played in 10 games and has posted a pass defended and two tackles on special teams...Was sidelined for Weeks 1-2 due to a hamstring injury.

►**At Jacksonville (Sept. 11):** Inactive (hamstring).

►**At Minnesota (Sept. 18):** Inactive (hamstring).

►**Vs. Detroit (Sept. 25):** Made his NFL debut, appearing on seven plays on defense and six on special teams...Had a pass defended midway through the second quarter, coming back on the ball and diving over WR Golden Tate as he knocked down QB Matthew Stafford's pass.

►**Vs. N.Y. Giants (Oct. 9):** Played 10 snaps on special teams.

►**Vs. Dallas (Oct. 16):** Appeared on three plays on special teams.

►**Vs. Chicago (Oct. 20):** Played 13 snaps on special teams.

►**At Atlanta (Oct. 30):** Appeared on nine plays on special teams and one on defense.

►**Vs. Indianapolis (Nov. 6):** Appeared on seven plays on special teams.

►**At Tennessee (Nov. 13):** Played four snaps on special teams.

►**At Washington (Nov. 20):** Appeared on four plays on special teams.

►**At Philadelphia (Nov. 28):** Played nine snaps on special teams and registered his first career tackle, bringing down RB Kenjon Barner at the Philadelphia 13 on a kickoff return late in the fourth quarter.

►**Vs. Houston (Dec. 4):** Played 13 snaps on special teams and recorded a tackle.

7 Brett Hundley, QB, 2nd Year, UCLA

• Served as the No. 3 QB behind Aaron Rodgers and Scott Tolzien in 2015 and was inactive for all 16 regular-season games and both playoff contests.

• Led the NFL with 630 passing yards in the 2015 preseason, completing 45 of 65 passes (69.2 percent) for seven TDs with one INT for a 129.6

passer rating (No. 3 in the NFL).

• Registered a 142.4 passer rating in the preseason finale vs. New Orleans (Sept. 3), connecting on 16 of 23 passes for 236 yards and four TDs with no INTs.

2016 SEASON: Has played in two games and has served as the No. 2 QB for the other 10 contests...Has completed 2 of 7 passes for 17 yards.

►**At Tennessee (Nov. 13):** Made his regular-season NFL debut, taking over at QB for the final series...Completed 1 of 4 passes for 8 yards, with his first career completion coming to WR Ty Montgomery.

►**At Washington (Nov. 20):** Took over at QB for the final series with the Packers trailing, 42-24, and completed 1 of 3 passes for 9 yards (completion to TE Jared Cook).

33 Micah Hyde, DB, 4th Year, Iowa

• Started 23 games in his first three seasons, opening 11 contests at nickel back, seven at free safety and five at strong safety.

• Only defensive back in franchise history (since 1982) to register a sack in each of his first four seasons in the NFL (2013-16).

• Is one of only two defensive backs in the NFL (Rams S T.J. McDonald) to register at least one sack each of the last four seasons.

• Is tied for No. 1 on the Packers (Sam Shields) with five interceptions since 2014, including a career-best three in 2015.

• Is tied for No. 1 in franchise history (Desmond Howard, Will Blackmon) with three career punt returns for TDs.

2016 SEASON: Has played in all 12 games with seven starts (six at CB, one at SS, one as extra safety) and has recorded 48 tackles (38 solo), five tackles for a loss, a sack, three passes defended, three QB hits and a pressure...Has one punt return for 2 yards with five fair catches and three tackles on special teams.

►**At Jacksonville (Sept. 11):** Played 32 snaps on defense and registered a solo tackle...Had a key fumble recovery on LB Joe Thomas' interception early in the first quarter, recovering the fumble at the Jacksonville 29 to retain possession and help set up the Green Bay offense for its first score...Was one of a host of defenders to bring down WR Allen Hurns for a 1-yard loss on fourth-and-1 with 23 seconds remaining to secure the 27-23 victory for Green Bay...Added a tackle on special teams and served as the punt returner, but did not have any returns.

►**At Minnesota (Sept. 18):** Played 34 snaps on defense and posted three tackles (one solo)...Also served as the primary punt returner, but did not have any returns (four fair catches).

►**Vs. Detroit (Sept. 25):** Started at SS in place of an injured Morgan Burnett (groin), appearing on 67 of 68 defensive plays...Led the team with a career-high 10 tackles (all solo), adding a pass defended and a QB hit.

►**Vs. N.Y. Giants (Oct. 9):** Started as the third CB with starters Damarious Randall (groin) and Sam Shields (concussion) both sidelined...Appeared on all 56 plays, one of five Green Bay defenders to do so, and matched his career high by posting 10 tackles (seven solo) for the second straight week, including a sack and three tackles for a loss...Helped limit the Giants' top three WRs (Odell Beckham Jr., Sterling Shepard and Victor Cruz) to a combined seven catches for 70 yards (10.0 avg.) and a TD...

With just under two minutes remaining in the first half, broke up QB Eli Manning's pass intended for Shepard near the sideline on third-and-6, forcing the Giants to settle for a 41-yard FG...Was credited with a sack late in the third quarter when he knocked Beckham out of bounds after the WR took a toss and then was looking to pass...It marked his fourth straight season with a sack (2013-16), making him the only Green Bay defensive back (since 1982) to record a sack in each of his first four seasons.

►**Vs. Dallas (Oct. 16):** Started as the third safety and played 53 of 65 snaps, finishing with two tackles (both solo).

►**Vs. Chicago (Oct. 20):** Started as the third CB and played all 48 snaps...Registered three tackles (two solo), including a stop of RB Jordan Howard for a 1-yard loss on a second-quarter run, and a pass defended.

►**At Atlanta (Oct. 30):** Started at RCB and played 62 of 63 snaps...Posted two solo tackles on defense and added a stop on special teams.

►**Vs. Indianapolis (Nov. 6):** Started as the third CB and played 53 snaps, departing in the fourth quarter due to a shoulder injury...Posted three tackles (all solo) and two QB hits...Recorded a tackle for a loss in the third quarter, touching down RB Frank Gore after he slipped to the ground

for a 3-yard loss on a lateral.

► **At Tennessee (Nov. 13):** Played 53 of 60 snaps and registered five tackles (three solo).

► **At Washington (Nov. 20):** Started as the third CB and played 65 of 68 snaps, posting three tackles (two solo).

► **At Philadelphia (Nov. 28):** Started as the third CB, seeing time at both CB and safety, and posted a solo tackle.

► **Vs. Houston (Dec. 4):** Played 26 snaps on defense and 11 on special teams, posting five tackles (four solo) and a pass defended...With the Packers leading, 14-7, in the fourth quarter, came up to hit TE C.J. Fiedorowicz in the flat as he broke up the pass on third down and forced a Houston punt...Added a tackle on special teams.

34 Don Jackson, RB, Rookie, Nevada

- Was originally signed by Green Bay as an undrafted free agent on May 6.
- Played three years at Nevada, amassing 2,371 yards (No. 13 in school history) and 19 TDs on 528 carries (4.5 avg.).

2016 SEASON: Played in three games and had 32 rushing yards on 10 carries (3.2 avg.)...Was inactive for one game...Was placed on injured reserve on Nov. 16 after sustaining a knee injury during practice...Spent the first six weeks on Green Bay's practice squad before being signed to the 53-man roster on Oct. 20.

► **Vs. Chicago (Oct. 20):** Played six snaps in his NFL debut after being signed to the active roster the day of the game...Had two carries for 6 yards (3.0 avg.) before departing the game due to a hand injury.

► **At Atlanta (Oct. 30):** Carried the ball four times for 10 yards (2.5 avg.) in 10 snaps of action.

► **Vs. Indianapolis (Nov. 6):** Rushed for 16 yards on four carries (4.0 avg.).

► **At Tennessee (Nov. 13):** Inactive (healthy scratch).

83 Jeff Janis, WR, 3rd Year, Saginaw Valley State

- Played in all 16 games last season, ranking No. 2 on the team with 15 tackles on special teams and posting a 29.0-yard average on 14 kickoff returns, including three of 45-plus yards.

- Registered seven catches for 145 yards (20.7 avg.) and two TDs in an NFC Divisional playoff contest at Arizona last season, becoming the first player in franchise history to record seven-plus receptions, 140-plus receiving yards and two-plus TD catches in a postseason game.

- Appeared in three contests as a rookie in 2014, posting two receptions for 16 yards (8.0 avg.).

2016 SEASON: Has played in all 12 games with one start, seeing time on offense and special teams...Has 10 catches for 85 yards (8.5 avg.) and a TD as well as one carry for 19 yards...Has registered two tackles on special teams and five kickoff returns for 98 yards (19.6 avg.)...Was limited to playing on special teams for the first three games because of an injured hand that required him to wear a club cast.

► **At Jacksonville (Sept. 11):** Playing with a club on his injured hand, appeared on 12 plays on special teams.

► **At Minnesota (Sept. 18):** Played 15 snaps on special teams.

► **Vs. Detroit (Sept. 25):** Appeared on 11 plays on special teams and saw his first offensive action of the season, playing the final three snaps of the game as QB Aaron Rodgers took a knee to run out the clock...Made a tackle on special teams.

► **Vs. N.Y. Giants (Oct. 9):** Appeared on 21 plays on special teams (tied for the team lead) and 13 on offense, playing without a club cast on his injured hand for the first time this season...Had an 18-yard kickoff return and a tackle on special teams.

► **Vs. Dallas (Oct. 16):** Played 32 snaps on offense and registered his first catches of the season, hauling in two passes for 14 yards (7.0 avg.).

► **Vs. Chicago (Oct. 20):** Played a season-high 41 snaps on offense and had two catches for 9 yards (4.5 avg.)...Also had a 17-yard kickoff return.

► **At Atlanta (Oct. 30):** With injuries sidelining WRs Randall Cobb and Ty Montgomery, saw his most significant action of the season to date, appearing on 58 plays and posting a regular-season career-high four receptions for 30 yards (7.5 avg.) and a TD...The TD catch was the first of his career in the regular season and put the Packers ahead, 32-26, after the ensuing two-point conversion by Rodgers...On the TD grab, separated

himself from CB C.J. Goodwin to find an opening in the back of the end zone, making the grab and getting down with S Ricardo Allen coming at him to deliver a hit.

► **Vs. Indianapolis (Nov. 6):** Started the game as the third WR, the first start of his NFL career...Played 44 snaps and had a 25-yard reception in the third quarter, his longest catch of the season...Caught a quick pass from Rodgers and took it down the middle of the field to the Indianapolis 14 to help set up a 27-yard Mason Crosby FG.

► **At Tennessee (Nov. 13):** Appeared on 24 plays on special teams and 10 on offense.

► **At Washington (Nov. 20):** Played 19 snaps on special teams and two on offense...Had a 7-yard kickoff return.

► **At Philadelphia (Nov. 28):** Appeared on 14 plays on special teams and six on offense, posting one catch for 7 yards.

► **Vs. Houston (Dec. 4):** With less than five minutes remaining in the game, had a 19-yard gain on his first career carry, taking an end-around down to the Houston 3 to set up FB Aaron Ripkowski's 3-yard TD run on the next play...Also posted a 28-yard kickoff return out to the Green Bay 30 to start the second half.

95 Datone Jones, DE/LB, 4th Year, UCLA

- Ranks No. 2 among Packers defensive linemen with eight sacks since 2013 (Mike Daniels, 17).

- Finished second on the team with 13 QB hits in 2015.

- Played in 13 games with three starts and appeared in both playoff contests in 2014. Ranked No. 4 on the team in pressures (15) and tied for No. 5 in QB hits (eight) during the regular season.

2016 SEASON: Has played in 11 games with one start (at DE) and has registered 21 tackles (16 solo), two tackles for a loss, seven QB hits, seven nine (No. 4 on the team) and two passes defended.

► **At Jacksonville (Sept. 11):** Played 40 snaps on defense and recorded a QB pressure and a QB hit...Helped limit the Jaguars to just 48 yards rushing on 26 carries (1.8 avg.), the first time they had rushed for 48 or fewer yards on 25-plus attempts since Nov. 14, 1999 (vs. Baltimore, 47 yards on 26 attempts).

► **At Minnesota (Sept. 18):** Appeared on 34 defensive plays and posted three tackles (two solo)...Stopped WR Cordarrelle Patterson for a 4-yard loss on an end-around early in the fourth quarter.

► **Vs. Detroit (Sept. 25):** Inactive (knee).

► **Vs. N.Y. Giants (Oct. 9):** Returned to action after missing one game and played 24 snaps on defense, recording two tackles (one solo) and two pressures.

► **Vs. Dallas (Oct. 16):** Played 33 snaps and registered five tackles (four solo), a team-high three QB pressures and a QB hit.

► **Vs. Chicago (Oct. 20):** Appeared on 21 plays and recorded two QB pressures, two QB hits and a pass defended...Late in the fourth quarter, got a piece of the ball to break up a QB Matt Barkley pass intended for TE Zach Miller...Later in the quarter, made an inside move on T Bobby Massie and hit Barkley as he released the ball, a pass that was intercepted by LB Nick Perry at the Green Bay 40.

► **At Atlanta (Oct. 30):** Played 23 snaps and registered an assisted tackle and a QB hit.

► **Vs. Indianapolis (Nov. 6):** Appeared on 46 plays and posted a pass defended and a QB pressure.

► **At Tennessee (Nov. 13):** Started at DE and played 39 snaps, finishing with two tackles (both solo)...From the LOLB spot, tackled QB Marcus Mariota for a 2-yard loss late in the fourth quarter on a running play.

► **At Washington (Nov. 20):** Played 25 snaps and posted two solo tackles.

► **At Philadelphia (Nov. 28):** Appeared on 28 plays and posted a QB hit and a QB pressure...Beat T Allen Barbre to drill QB Carson Wentz and force an incomplete pass early in the third quarter...Made an inside move on Barbre on the next play to get a hand in Wentz's face as he overthrew TE Zach Ertz over the middle, a pass that was intercepted by S Ha Ha Clinton-Dix at the Green Bay 16.

► **Vs. Houston (Dec. 4):** Played a season-high 56 snaps and registered a season-high six tackles (five solo), a QB pressure and a QB hit...Early in the second quarter, helped bring down RB Alfred Blue for no gain on a

fourth-and-1 at the Green Bay 49.

40 Joe Kerridge, FB, Rookie, Michigan

- Entered the NFL as an undrafted free agent with the Washington Redskins, spending time on Washington's practice squad earlier this season.

- Played in 48 games with 14 starts at Michigan, serving as a team captain as a senior in 2015 and rushing for 62 yards and a TD on 14 carries (4.4 avg.) that season.

2016 SEASON: Has played in four games, seeing time primarily on special teams, and has recorded two tackles...Was signed to the active roster from the practice squad on Nov. 7...Spent five games on Green Bay's practice squad (Weeks 5-9).

►**At Tennessee (Nov. 13):** Made his NFL debut, appearing on nine plays on special teams.

►**At Washington (Nov. 20):** Played 15 snaps on special teams and posted a tackle.

►**At Philadelphia (Nov. 28):** Appeared on five plays on special teams and also saw the first regular-season action of his career on offense as he played three snaps...Recorded a tackle on special teams.

►**Vs. Houston (Dec. 4):** Played five snaps on offense and 10 on special teams.

27 Eddie Lacy, RB, 4th Year, Alabama

- With 3,075 rushing yards from 2013-15, joined RB John Brockington (3,276, 1971-73) as the only two players in franchise history to rush for 3,000-plus yards in their first three seasons in the NFL.

- Was one of only two NFL players (Bills RB LeSean McCoy) to have three or more 100-yard rushing games each season from 2013-15.

- With 1,178 rushing yards in 2013 and 1,139 in 2014, became just the fifth player in franchise history to register back-to-back 1,000-yard rushing seasons.

2016 SEASON: Started all five games he appeared in and posted 360 rushing yards on 71 carries (5.1 avg.)...Registered 10 runs of 10-plus yards and also had four receptions for 28 yards (7.0 avg.)...Was placed on injured reserve (ankle) on Oct. 20.

►**At Jacksonville (Sept. 11):** Led the team with 61 rushing yards on 14 attempts (4.4 avg.), highlighted by a 28-yard run late in the third quarter...Took the handoff to the right side, first cutting left before cutting right at the second level as he made S Tashaun Gipson miss as he took the ball to the Jacksonville 17, a run that would help set up K Mason Crosby's 20-yard FG...Added a 17-yard catch on a screen pass in the second quarter, bouncing off a tackle attempt by S Johnathan Cyrien and then diving over Gipson at the end of the play.

►**At Minnesota (Sept. 18):** Posted a team-high 50 yards rushing on 12 carries (4.2 avg.)...Had two runs of 10-plus yards, a 13-yarder up the middle in the fourth quarter and a 12-yard gain off the left end in the third quarter.

►**Vs. Detroit (Sept. 25):** Led the team with 103 rushing yards on just 17 carries (6.1 avg.), the 11th 100-yard rushing game of his career as he moved past RB Dorsey Levens (10) for sole possession of the No. 5 spot in team history...Rushed for a season-high five first downs, highlighted by a 25-yard run in the second quarter that he took up the middle and then bounced out down the right sideline for the big gain.

►**Vs. N.Y. Giants (Oct. 9):** Led the team with 81 yards rushing on just 11 carries (7.4 avg.), exiting the game in the third quarter due to an ankle injury...Rushed for 77 yards in the first half, the second-best mark in his career in a first half behind only his 84-yard effort at Tampa Bay on Dec. 21, 2014...His average of 7.4 yards per carry was the second best of his career in a game with 10-plus carries behind only his 8.1 yard average vs. Minnesota on Oct. 2, 2014 (13 carries for 105 yards)...Posted a season-long 31-yard run midway through the second quarter, initially taking the run outside before cutting inside and then bouncing it out again, making S Andrew Adams miss at the second level as he took it down the sideline to the New York 49.

►**Vs. Dallas (Oct. 16):** Playing through an ankle injury, led the team with 65 yards on 17 carries (3.8 avg.), including a 25-yard run to the Dallas 28 midway through the first quarter...Took the carry off of right end, hurdling S Byron Jones toward the end of the run for extra yardage...

It marked his third straight game with a carry of 25-plus yards, the first Packer to accomplish that feat in a single season since RB Ryan Grant in 2007 (Weeks 12-14).

70 T.J. Lang, G, 8th Year, Eastern Michigan

- Has started 87 games since 2011, the most by any Green Bay player on the offensive side of the ball over that span.

- Opened all 15 contests he played in at RG in 2015 and was named a Pro Bowl alternate for the second straight season.

- Has started 90 games during his career, opening contests at four different positions (56 at RG, 27 at LG, five at RT, two at LT).

2016 SEASON: Has started nine games at RG...Has been inactive for three games (foot)...Part of a line that has helped the Packers rank in the top 10 in the NFL in third-down conversions (No. 2, 47.9), time of possession (No. 5, 31:18), first downs (tied for No. 7, 264), 10-play drives (tied for No. 4, 26) and passing yards (No. 10, 261.2).

►**At Jacksonville (Sept. 11):** Started at RG and played all 64 snaps...Helped protect QB Aaron Rodgers as he was sacked just one time on the afternoon and as he threw for 199 yards and two TDs on 20-of-34 passing with a rushing TD.

►**At Minnesota (Sept. 18):** Started at RG and played 70 of 71 snaps, coming off the field for one play in the third quarter when his shoe fell off.

►**Vs. Detroit (Sept. 25):** Started at RG and played all 54 snaps, helping to clear the way for RB Eddie Lacy's season-high 103 yards rushing on just 17 carries (6.1 avg.)...Also protected Rodgers as he threw a season-high four TD passes, with all of them coming in the first half.

►**Vs. N.Y. Giants (Oct. 9):** Started at RG and played all 80 snaps, helping the offense record season bests for total yards (406), rushing yards (147), first downs (23) and time of possession (36:38)...Part of a line that did not allow a sack of Rodgers and helped clear the way for Lacy's 81 rushing yards on just 11 carries (7.4 avg.).

►**Vs. Dallas (Oct. 16):** Started at RG and played all 70 snaps, helping the offense post season highs for total first downs (24) and passing first downs (17)...Protected Rodgers as he completed 31 of 42 passes for 294 yards and a TD with one INT and was sacked just once on the afternoon.

►**Vs. Chicago (Oct. 20):** Started at RG and appeared on 71 of 87 plays, missing the first two series of the second half due to a hip injury...Helped the offense record 406 total yards (tied for the season high) and a 39:36 time of possession, the best mark by Green Bay since Oct. 27, 2013, at Minnesota (40:54)...Protected Rodgers as he completed a franchise-record 39 passes, including 10-plus passes to three different players (WRs Davante Adams, Randall Cobb and Ty Montgomery), only the second time in NFL history (New England Patriots, Nov. 13, 1994) that a team has accomplished that feat in a game.

►**At Atlanta (Oct. 30):** Started at RG and played 59 of 62 snaps, departing the game briefly in the fourth quarter due to injury...Part of a line that protected Rodgers as he threw for 246 yards and four TDs on 28-of-38 passing...Helped the offense rack up 108 rushing yards on 19 carries (5.7 avg.).

►**Vs. Indianapolis (Nov. 6):** Started at RG and played all 69 snaps, helping the offense register 405 total yards...Protected Rodgers as he threw for 297 yards and three TDs on 26-of-43 passing, his third straight game with three-plus TD passes.

►**At Tennessee (Nov. 13):** Started at RG, but sustained a foot injury on Green Bay's fourth offensive snap and did not return.

►**At Washington (Nov. 20):** Inactive (foot), just his third game missed due to injury since taking over as a starter in 2011.

►**At Philadelphia (Nov. 28):** Inactive (foot).

►**Vs. Houston (Dec. 4):** Inactive (foot).

63 Corey Linsley, C, 3rd Year, Ohio State

- Has started all 34 games he has played in since entering the league in 2014.

- Started every game in 2014, becoming the first rookie center to start every game for the Packers since the league went to a 16-game schedule in 1978.

- Was named to the PFWA's All-Rookie team in 2014, the first Green Bay center to be honored since its inception in 1974.

2016 SEASON: Has started all five games he has appeared in at C, help-

ing the offense register 385-plus total yards in four of those five contests... Has helped the offense average 385.4 yards per game since Week 9, No. 6 in the NFL over that span...Was on reserve/physically unable to perform for the entire preseason and the first seven regular-season games...Was activated to the 53-man roster on Nov. 5.

►**Vs. Indianapolis (Nov. 6):** Made his season debut, starting at C and playing all 69 snaps...Helped the offense register 405 total yards and protected QB Aaron Rodgers as he threw for 297 yards and three TDs on 26-of-43 passing.

►**At Tennessee (Nov. 13):** Started at C and played all 78 snaps, helping the offense register 402 total yards.

►**At Washington (Nov. 20):** Started at C and played all 70 snaps, helping to protect Rodgers as he threw for 351 yards and three TDs on 26-of-41 passing, only the third time in his career that he posted back-to-back 350-yard passing games (2009, 2011)...Part of an offense that posted a season-high 424 total yards, its third straight game with 400-plus yards, only the second time the Packers have done so in the last seven seasons (Weeks 8, 10-11 in 2014).

►**At Philadelphia (Nov. 28):** Started at C and played all 71 snaps, protecting Rodgers as the line didn't allow a sack and provided time for him to complete 30 of 39 passes for 313 yards and two TDs for a 116.7 passer rating...The zero-sack game came against an Eagles defense that entered the contest ranked No. 7 in the league in sacks with 26...Helped the offense register its fourth straight game with 385-plus yards (387), the longest single-season streak by the Packers since 2013 (Weeks 1-5)...Part of an offense that converted 10 of 14 third downs, a 71.4 conversion rate that was the best by an NFL team this season and the best by Green Bay since at Minnesota on Oct. 27, 2013 (13 of 18, 72.2 percent).

►**Vs. Houston (Dec. 4):** Started at C and played all 58 snaps as part of a line that allowed just one sack of Rodgers on the afternoon...Helped give Rodgers time to complete 20 of 30 passes for 209 yards and two TDs with no INTs for a 108.9 rating, his third straight game with a 100-plus rating.

94 Dean Lowry, DE, Rookie, Northwestern

• Earned second-team All-Big Ten honors as a senior in 2015 after posting 46 tackles (27 solo), including 13½ tackles for a loss (second on the team), three sacks, an interception, a fumble recovery and seven passes defended.

• Set a school single-game record and tied the sixth-best mark in conference history with six tackles for a loss in Northwestern's win at Nebraska in 2015.

• Was an honorable mention All-Big Ten choice as a junior in 2014 after recording 41 tackles (25 solo), including eight tackles for a loss, four sacks, a forced fumble and eight passes defended.

2016 SEASON: Has played in 11 games...Has registered six tackles (four solo), a sack, two tackles for a loss, six QB pressures and two QB hits...Dressed but did not see any action in Week 12.

►**At Jacksonville (Sept. 11):** Appeared on seven defensive plays in his NFL debut.

►**At Minnesota (Sept. 18):** Appeared on six plays on defense.

►**Vs. Detroit (Sept. 25):** Played 11 snaps on defense and six on special teams...Shed a block from LT Taylor Decker to stop RB Theo Riddick for a 1-yard loss on a second-quarter run...Finished with two tackles (both solo).

►**Vs. N.Y. Giants (Oct. 9):** Played eight snaps on defense, posting an assisted tackle and two QB pressures.

►**Vs. Dallas (Oct. 16):** Appeared on three plays on defense and one on special teams.

►**Vs. Chicago (Oct. 20):** Played four snaps on defense, recording a QB pressure and a QB hit.

►**At Atlanta (Oct. 30):** Appeared on two plays on defense.

►**Vs. Indianapolis (Nov. 6):** Played five snaps on defense and registered an assisted tackle.

►**At Tennessee (Nov. 13):** Appeared on five defensive plays and recorded a solo tackle.

►**At Washington (Nov. 20):** Played two defensive snaps.

►**At Philadelphia (Nov. 28):** Was active, but did not see any action.

►**Vs. Houston (Dec. 4):** Played 18 snaps on defense and posted his

first career sack along with a pass defended, three QB pressures (tied for the team lead) and a QB hit...Midway through the second quarter, came through the line between T Duane Brown and G Xavier Su'a-Filo to sack QB Brock Osweiler for an 8-yard loss...Early in the third quarter, walked back Su'a-Filo as he pressured Osweiler, getting a hand up to knock down his pass intended for TE C.J. Fiedorowicz.

50 Blake Martinez, LB, Rookie, Stanford

• Finished his collegiate career with 257 tackles (137 solo), 13½ tackles for a loss, 6½ sacks, five interceptions and five forced fumbles in 51 games played. Led the team in tackles as a junior (102) and senior (141).

• Led the Pacific-12 and ranked seventh nationally with 141 tackles (75 solo) as a senior, averaging a conference-best 10.1 tackles per game. Recorded 84 more tackles than the No. 2 tackler on the team.

• In 2015, was named third-team All-America by *The Associated Press*, second-team All-America by *USA Today* and *Phil Steele's College Football*, and first-team All-Pac-12 by *AP* and *Phil Steele's College Football*.

2016 SEASON: Has played in 10 games with nine starts at ILB and ranks No. 4 on the team with 58 tackles (43 solo), a tackle for a loss, two QB hits, two QB pressures, an interception and five passes defended...Part of a run defense that ranks No. 9 in the league in rushing yards allowed per game (92.9), No. 8 in yards allowed per carry (3.84 avg.) and No. 4 in runs of 10-plus yards allowed (25)...Has missed two games (Weeks 12-13) due to a knee injury.

►**At Jacksonville (Sept. 11):** Started and played 47 snaps, becoming the first Green Bay rookie to start on defense in Week 1 since LB Nick Perry in 2012...Was tied for the team lead with nine tackles (five solo) and added a tackle on special teams...Helped limit the Jaguars to just 48 yards rushing on 26 carries (1.8 avg.), the first time they had rushed for 48 or fewer yards on 25-plus attempts since Nov. 14, 1999 (vs. Baltimore, 47 yards on 26 attempts).

►**At Minnesota (Sept. 18):** Started and played 41 snaps, recording six tackles (five solo) and a pass defended...Tackled RB Matt Asiata for a 2-yard loss on a run late in the fourth quarter...Helped limit RB Adrian Peterson to just 19 yards on 12 carries (1.6 avg.), tied for the fourth-lowest yardage total of Peterson's career, with a long of 5 yards.

►**Vs. Detroit (Sept. 25):** Started and played 30 snaps, leaving the game for a stretch after a cut on his face opened up again...Registered five tackles (all solo) and helped limit the Lions to just 50 yards rushing on 23 carries (2.2 avg.)...Added a tackle on special teams.

►**Vs. N.Y. Giants (Oct. 9):** Started and played 15 snaps, missing some action due to the cut on his face opening up again...Registered three tackles (two solo).

►**Vs. Dallas (Oct. 16):** Registered six tackles (three solo) in 46 snaps of action.

►**Vs. Chicago (Oct. 20):** Started and played 35 of 48 snaps, recording four tackles (two solo) and the first interception of his career...Late in the fourth quarter, dropped into coverage and intercepted a QB Matt Barkley pass intended for TE Zach Miller that was deflected by S Morgan Burnett, making the pick at the Chicago 42 and returning it 4 yards.

►**At Atlanta (Oct. 30):** Started and played 41 snaps, posting five tackles (four solo) and a pass defended...Got his left hand to break up QB Matt Ryan's short pass over the middle intended for TE Levine Toilolo early in the third quarter...Added a tackle on special teams.

►**Vs. Indianapolis (Nov. 6):** Started and played 55 snaps, recording six tackles (five solo), a pass defended, a QB pressure and a QB hit...Added a tackle on special teams.

►**At Tennessee (Nov. 13):** Started and appeared on 44 defensive plays, leading the team with a career-high 10 tackles (nine solo) while adding a QB pressure and a QB hit.

►**At Washington (Nov. 20):** Started and played 45 snaps, finishing with four tackles (three solo), including one for a loss, and a pass defended...Midway through the first quarter, put a hit on TE Jordan Reed near the sideline to break up a pass from QB Kirk Cousins...In the fourth quarter, fought off a block from G Shawn Lauvao to get into the backfield and bring down RB Robert Kelley for a 4-yard loss...Left the game late in the fourth quarter due to a knee injury.

►**At Philadelphia (Nov. 28):** Inactive (knee).

►**Vs. Houston (Dec. 4):** Inactive (knee).

52 Clay Matthews, LB, 8th Year, Southern California

• Ranks No. 2 in franchise history with 71.5 career sacks, trailing only DE Kabere Gbaja-Biamila (74.5).

• Has earned six Pro Bowl selections in his seven-year career, two more than any Packers linebacker and tied with DE Reggie White for the second-most selections by a defensive player in team history, trailing only S Willie Wood (eight).

• Became the first player in franchise history to earn Pro Bowl recognition in each of his first four seasons in the league (2009-12).

• Is tied for No. 1 in franchise history (since 1982) with four 10-sack seasons (White and Gbaja-Biamila).

2016 SEASON: Has started all eight games he has played in (five at OLB, three at ILB) and ranks No. 3 on the team with four sacks...Has registered 21 tackles (17 solo), five tackles for a loss, 11 QB hits (No. 3 on the team) and nine pressures...Was sidelined for four games (Weeks 3, 8-10) due to injury.

►**At Jacksonville (Sept. 11):** Started at LOLB and played 53 snaps, finishing with four tackles (three solo), a sack, a QB pressure and a QB hit...Came from the right side to beat LT Kelvin Beachum for a 10-yard sack of QB Blake Bortles on third-and-2 midway through the first quarter...The sack gave him 68.5 for his career as he moved into a tie with White for No. 2 on the all-time franchise list (since 1982)...Added a tackle for a loss later in the first quarter, powering his way into the backfield to bring down RB T.J. Yeldon for a 7-yard loss.

►**At Minnesota (Sept. 18):** Started at ROLB and played 38 snaps, finishing with three tackles (all solo) a sack, three QB pressures and two QB hits...On a third-and-2 early in the third quarter, fought off a block from T Matt Kalil to sack QB Sam Bradford for a 7-yard loss and force a Minnesota punt.

►**Vs. Detroit (Sept. 25):** Inactive (ankle/hamstring), snapping a streak of 34 straight games played in the regular season.

►**Vs. N.Y. Giants (Oct. 9):** Returned to action, starting at ROLB and posting three tackles (all solo), a sack, a pressure and three QB hits...Early in the third quarter, fought off a block from LT Ereck Flowers to bring down QB Eli Manning for a 3-yard sack, the first time Matthews has started a season with a sack in each of his first three games played.

►**Vs. Dallas (Oct. 16):** Started the game as the lone ILB and played 45 snaps on the afternoon, finishing with two tackles (one solo).

►**Vs. Chicago (Oct. 20):** Started at ROLB and played 27 snaps, recording four tackles (three solo), a team-high three QB hits and a pressure.

►**At Atlanta (Oct. 30):** Inactive (hamstring).

►**Vs. Indianapolis (Nov. 6):** Inactive (hamstring).

►**At Tennessee (Nov. 13):** Inactive (hamstring).

►**At Washington (Nov. 20):** Started at ROLB and appeared on 56 plays, finishing with a QB hit.

►**At Philadelphia (Nov. 28):** With injuries to starters Jake Ryan and Blake Martinez, started at ILB and played 44 snaps, finishing with five tackles (four solo), a sack, a QB hit and a pressure...Beat G Isaac Seumalo to get to QB Carson Wentz for a 10-yard sack in the fourth quarter as Wentz attempted to gather himself to throw after picking up a fumbled snap...Left the game briefly in the first half due to a shoulder injury.

►**Vs. Houston (Dec. 4):** Started at ILB and played 29 snaps despite dealing with a shoulder injury, posting two QB pressures.

32 Christine Michael, RB, 4th Year, Texas A&M

• Has played in 31 games with nine starts during his NFL career and has rushed for 966 yards and six TDs on 223 carries (4.3 avg.).

• Was drafted by the Seahawks in the second round (No. 62 pick) of the 2013 NFL Draft and played for Seattle from 2013-16, also appearing in five games for the Dallas Cowboys in 2015.

2016 SEASON: Has played in two games for the Packers, carrying the ball 10 times for 23 yards (2.3 avg.)...Was inactive for Green Bay in Week 11...Was claimed off waivers from Seattle on Nov. 15...Played in nine games with seven starts this season with the Seahawks, rushing for 469 yards and six TDs on 117 carries (4.0 avg.)...Also had 20 receptions for 96 yards (4.8 avg.) and one TD with Seattle.

►**At Washington (Nov. 20):** Inactive (healthy scratch).

►**At Philadelphia (Nov. 28):** Saw his first action in a Green Bay uniform, posting one carry for 4 yards in the third quarter.

►**Vs. Houston (Dec. 4):** Rushed for 19 yards on nine carries (2.1 avg.), including a 5-yard gain on a fourth-and-2 early in the second quarter to keep a drive alive that was capped off with a 9-yard TD pass from QB Aaron Rodgers to WR Randall Cobb.

88 Ty Montgomery, WR, 2nd Year, Stanford

• Played in six games with three starts as a rookie in 2015 before an ankle injury that he sustained in Week 6 vs. San Diego would sideline him for the remainder of the season.

• Caught 15 passes for 136 yards (9.1 avg.) and two TDs and posted a 31.1-yard average on seven kickoff returns last season.

• Finished his career at Stanford as the school's all-time leader in kickoff return yards with 2,493, besting Chris Owusu's mark of 2,132 yards from 2008-11.

2016 SEASON: Has played in 11 games with two starts (at RB), seeing time on offense and special teams...Has 32 catches for 268 yards (8.4 avg.), 35 carries for 187 yards (5.3 avg.) and 11 kickoff returns for 252 yards (22.9 avg.)...Is one of only two players in the NFL this season with 35-plus rushing attempts, 30-plus receptions and 10-plus kickoff returns (Redskins RB Chris Thompson)...Has posted a tackle on special teams...Was inactive for one contest (Week 8, illness).

►**At Jacksonville (Sept. 11):** Played 11 snaps on offense and 14 on special teams, returning one kickoff for 14 yards.

►**At Minnesota (Sept. 18):** Midway through the first quarter, partially blocked Jeff Locke's punt as the ball traveled just 3 yards to the Green Bay 46, giving the Packers their best field position of the evening to help set up their first score of the game (1-yard TD pass from QB Aaron Rodgers to WR Jordy Nelson)...Had one kickoff return for 21 yards.

►**Vs. Detroit (Sept. 25):** Had a 24-yard kickoff return and provided the offense with good field position because of his decision on another return late in the first quarter...With P Sam Martin's kickoff bouncing near the sideline inside the 5-yard line, got his feet out of bounds and extended his body to fall on the ball at the 3-yard line, giving the Packers possession at their 40-yard line since the ball is considered out of bounds according to the rule book...Added a tackle on special teams.

►**Vs. N.Y. Giants (Oct. 9):** Had one kickoff return for 24 yards.

►**Vs. Dallas (Oct. 16):** Played 35 snaps on offense and registered a career-high 10 catches for a career-best 98 yards (9.8 avg.), with six of the catches going for first downs...His catch total was the best by a Packer on the season...Also had 6 rushing yards on three carries (2.0 avg.) and two kickoff returns for 64 yards (32.0 avg.), highlighted by a season-long 40-yard return in the fourth quarter

►**Vs. Chicago (Oct. 20):** With injuries to RBs Eddie Lacy (ankle/injured reserve) and James Starks (knee), made his first pro start at RB, finishing with 10 catches for 66 yards (6.6 avg.) and a career-high 60 yards rushing on nine carries (6.7 avg.)...Became just the third player in team history to register back-to-back games with 10-plus catches in a single season, joining WRs Sterling Sharpe (1993) and Don Hutson (1942)...Became the first Packer to register 60-plus rushing yards and 60-plus receiving yards since RB Ahman Green at Detroit on Sept. 24, 2006...Had a career-long 30-yard run up the middle on the first play of Green Bay's second drive of the second half, helping to kick-start a 13-play, 85-yard TD drive, one of three straight TD drives for the Packers.

►**At Atlanta (Oct. 30):** Inactive (illness).

►**Vs. Indianapolis (Nov. 6):** Started at RB and led the team with 53 rushing yards on seven carries (7.6 avg.), including a 24-yard run on Green Bay's opening offensive play...Took the carry off left end and made CB Darius Butler miss at the second level with a cut to the inside as he picked up extra yardage to the Indianapolis 45...Added three catches for 38 yards (12.7 avg.).

►**At Tennessee (Nov. 13):** Rushed for 9 yards on three carries (3.0 avg.) and caught two passes for 11 yards (5.5 avg.) in 22 snaps of action.

►**At Washington (Nov. 20):** Played 29 snaps and posted four carries for 17 yards (4.3 avg.), three catches for 27 yards (9.0 avg.) and two kickoff returns for 25 yards (12.5 avg.).

► **At Philadelphia (Nov. 28):** Played 16 snaps on offense, catching two passes for 12 yards (6.0 avg.) with one carry for 2 yards...Also had an 18-yard kickoff return.

► **Vs. Houston (Dec. 4):** Led the team with 40 rushing yards on just six carries (6.7 avg.), including a key 13-yard pickup on a third-and-1 at the Green Bay 11 late in the third quarter to keep a drive alive that was eventually capped off with a 32-yard TD pass from QB Aaron Rodgers to WR Jordy Nelson...Also had two receptions for 16 yards (8.0 avg.) and a 39-yard kickoff return out to the Green Bay 44 midway through the third quarter.

68 Kyle Murphy, T, Rookie, Stanford

• Played in 54 games with 34 starts in four years at Stanford. Named third-team All-America by *Phil Steele's College Football* as a senior after serving as a team captain and starting all 14 games at left tackle.

• Started all 13 games at right tackle as a junior and was selected second-team All-Pacific-12 by *Phil Steele's College Football*.

• Played in 14 games with two starts in 2012, joining G Joshua Garnett as the first true freshmen offensive linemen to start at Stanford since 2000.

2016 SEASON: Has played in three games, dressed but did not play in another and has been inactive for the other eight contests (healthy scratch).

► **At Atlanta (Oct. 30):** Was on the 46-man gameday roster for the first time in his career, but did not see any action.

► **At Washington (Nov. 20):** Made his NFL debut when he took over at RG for the final series of the game, seeing four snaps of action.

► **At Philadelphia (Nov. 28):** Played one snap on offense, coming in as an extra lineman for a play late in the fourth quarter.

► **Vs. Houston (Dec. 4):** Appeared on three offensive plays as an extra blocker, including a fourth-and-2 play in the second quarter that was converted with a RB Christine Michael 5-yard run.

87 Jordy Nelson, WR, 9th Year, Kansas State

• One of just two players in franchise history (WR Sterling Sharpe, 1989 and 1992) to register two seasons with 85-plus receptions and 1,300-plus receiving yards, having done it in 2011 and 2014.

• One of only three players in team annals to have three or more seasons with 10-plus TD receptions (Sharpe, four; Hutson, three).

• Eclipsed the 1,000-yard receiving mark three times over a four-year span (2011, 2013-14).

• Ranks No. 5 in franchise history in receptions (461) and receiving yards (6,981) and No. 4 in TD receptions (59).

• Set a single-season franchise record with 1,519 receiving yards in 2014, topping WR Robert Brooks' mark of 1,497 yards in 1995, on the way to being selected to his first career Pro Bowl and earning second-team All-Pro honors from *The Associated Press*.

• Is tied for No. 4 in the NFL for the most TD catches since 2011 with 52 despite missing the entire 2015 season due to injury.

2016 SEASON: Has started all 12 games and leads the team with 69 receptions for 872 yards (12.6 avg.) and 10 TDs...Is tied for No. 2 in the league in TD catches, tied for No. 9 in the league in receptions and ranks No. 9 in receiving yards...Joins Mike Evans, Antonio Brown and Odell Beckham Jr. as the only players in the league to rank in the top 10 in all three major receiving categories (catches, receiving yards, receiving TDs)...Has posted a TD catch in nine games this season, the most in the NFL...Ranks No. 1 in the league with 14 red-zone receptions and leads the NFL in red-zone TDs with eight, two more than any other player in the league...Has posted six games with 90-plus receiving yards, tied for No. 2 in the NFL.

► **At Jacksonville (Sept. 11):** After missing the entire 2015 season due to a knee injury, returned to the starting lineup and played 54 snaps, tying for the team lead with six catches for 32 yards (5.3 avg.) and a TD... The TD catch was the 50th of his career and came with just over three minutes remaining in the first half to give the Packers a 14-10 lead as he found an opening in the middle of the end zone...His 118-yard day brought his career total to 6,981 receiving yards as he moved past Boyd Dowler (6,918) for No. 5 in team history.

► **At Minnesota (Sept. 18):** Started and played 68 of 71 snaps, pacing

the team with 73 yards receiving and a TD on five catches (14.6 avg.)... Caught a 1-yard TD pass from QB Aaron Rodgers in the first quarter, moving him into sole possession of the No. 6 spot in team history with 51 TD catches...It marked the third time in his career that he had caught at least one TD pass in both of the first two games (also 2011 and 2013)... Made a leaping 39-yard catch down to the Minnesota 4 early in the fourth quarter over CB Trae Waynes that helped set up Rodgers' 10-yard TD run three plays later...Also had a 21-yard grab in the second quarter, hauling in a quick pass over Waynes before taking it down the sideline to the Minnesota 48.

► **Vs. Detroit (Sept. 25):** Started and played 49 of 54 snaps, leading the team with six catches for 101 yards (16.8 avg.) and two TDs, with all of his receptions coming in the first half...It marked the third time in his career that he had posted 100-plus receiving yards in a first half (Weeks 10-11 in 2014)...Joined WR James Jones as the only Packers over the past 15 seasons (2002-16) to register at least one TD grab in each of the first three games of the season...On his first TD, an 8-yard grab late in the first quarter, came out of the slot and went to the middle of the end zone before moving to his right to find an opening for a scrambling Rodgers to get him the ball...Helped set up the score with a 49-yard catch, the longest reception by a Packer in the first three games, as he beat LB Thurston Armbrister over the middle to make a leaping grab in stride before taking it down the sideline to the Detroit 11...Late in the first half, beat CB Darius Slay down the right sideline to catch a perfectly thrown ball from Rodgers over his shoulder for the 17-yard score...His two TD catches gave him 53 for his career, moving him into a tie with WR Greg Jennings for the No. 5 spot in franchise history.

► **Vs. N.Y. Giants (Oct. 9):** Started and played 72 of 80 snaps, finishing with four receptions for 38 yards (9.5 avg.) and a TD with all four catches going for first downs...On Green Bay's opening drive, freed himself from the coverage of CB Eli Apple in the end zone to make a diving grab for a 2-yard TD, making him the first Packer to catch a TD pass in each of the team's first four games since WR Bill Schroeder in 2001.

► **Vs. Dallas (Oct. 16):** Started and played 64 of 70 snaps...Caught five passes for 68 yards (13.6 avg.), including a 25-yard reception midway through the fourth quarter to help set up a 6-yard TD pass from Rodgers to WR Randall Cobb two plays later...Beat CB Anthony Brown down the sideline on the play to make a leaping grab down to the Dallas 11.

► **Vs. Chicago (Oct. 20):** Started and played 83 of 87 snaps, finishing with one catch for 9 yards...Drew a 44-yard pass-interference penalty on S Adrian Amos on a deep ball down the middle of the field to the Chicago 20.

► **At Atlanta (Oct. 30):** Led the team with 94 yards receiving and a TD on four catches (23.5 avg.), highlighted by his season-long 58-yard reception in the first quarter...Came from the slot and got past S Keanu Neal to catch a perfectly placed ball from Rodgers near the Atlanta 30 before taking it down the sideline to the 7-yard line...Two plays later, found an opening between LB De'Vondre Campbell and CB Brian Poole to catch a 5-yard TD pass over the middle.

► **Vs. Indianapolis (Nov. 6):** Led the team with seven receptions for a team-high 94 yards (13.4 avg.) and a TD...On the final play of the first quarter, made a leaping grab in the end zone to take the ball away from CB Darius Butler for a 26-yard TD on what was a free play with the Colts jumping offense...Five of his receptions went for first downs, a season high.

► **At Tennessee (Nov. 13):** Led the offense with a career-high 12 receptions for 126 yards (10.5 avg.) and a TD, the franchise-record sixth 10-catch game by a Packer on the season...Early in the second quarter, posted a 1-yard TD catch, Green Bay's first score of the day...Was matched up with CB Jason McCourty and made a sliding grab on the end zone on a slant.

► **At Washington (Nov. 20):** Caught three passes for 28 yards (9.3 avg.), highlighted by his 13-yard TD catch in the second quarter...On third-and-goal, was split out wide against CB Josh Norman and got past him to find an opening in the back of the end zone, where a scrambling Rodgers found him for the score...The TD grab was the 58th of his career as he moved past WR Antonio Freeman for sole possession of the No. 4 spot in team history for career TD catches.

► **At Philadelphia (Nov. 28):** Started and played 64 of 71 snaps, pacing the team with eight receptions for 91 yards (11.4 avg.), with five of the

catches going for first downs...Had two key catches on Green Bay's game-clinching 17-play drive in the fourth quarter, the first a 22-yard pickup on third-and-12 when he found an opening in the defense in the middle of the field...Later in the drive, with the Packers facing a fourth-and-5, posted a 21-yard grab near the sideline in front of S Rodney McLeod.

►**Vs. Houston (Dec. 4):** Started and appeared on 55 of 58 offensive plays, leading the team with eight receptions for 118 yards (14.8 avg.) and a TD...Had three catches of 20-plus yards, with all of them coming in the fourth quarter, highlighted by his 32-yard TD grab early in the fourth quarter...Got past CB Charles James, who fell down on the play, to make a wide-open catch in the end zone for the go-ahead score...On the next possession, got past CB Robert Nelson to make a 21-yard catch on the sideline at the Green Bay 35, absorbing a big hit from S Corey Moore... Four plays later on third-and-6 from the 50, made a leaping 28-yard grab with CB Kareem Jackson draped all over him, helping to set up FB Aaron Ripkowski's 3-yard TD run two plays later.

64 Mike Pennel, DT, 3rd Year, Colorado State-Pueblo

• Played in all 16 games with five starts in 2015 and posted 35 tackles (22 solo), a sack, a forced fumble, three QB hits and four pressures.

• Made the team as a rookie free agent and played in 13 games in 2014. One of two undrafted rookie free agents to be on the Packers' 53-man roster for Week 1 (LB Jayrone Elliott).

2016 SEASON: Has played in eight games and has registered eight tackles (six solo), two tackles for a loss, a QB hit and a pass defended...Was on reserve/suspended for the first four games of the season.

►**Vs. Dallas (Oct. 16):** Played 13 snaps on defense in his season debut, recording two tackles (one solo), including a tackle for a loss when he stopped RB Ezekiel Elliott for a 3-yard loss on a fourth-quarter run.

►**Vs. Chicago (Oct. 20):** Appeared on 11 plays on defense, recording two tackles (both assisted) and a pass defended...Batted down a QB Matt Barkley pass intended for WR Alshon Jeffery over the middle early in the fourth quarter.

►**At Atlanta (Oct. 30):** Played 13 snaps on defense and posted an assisted tackle.

►**Vs. Indianapolis (Nov. 6):** Appeared on 17 defensive plays and recorded a QB hit.

►**At Tennessee (Nov. 13):** Played 19 snaps and registered an assisted tackle.

►**At Washington (Nov. 20):** Appeared on 11 plays on defense.

►**At Philadelphia (Nov. 28):** Played 11 snaps on defense and posted an assisted tackle.

►**Vs. Houston (Dec. 4):** Appeared on eight plays and registered a tackle for a loss...Made G Jeff Allen miss and got into the backfield to tackle RB Lamar Miller for a 4-yard loss on a third-quarter run.

56 Julius Peppers, LB, 15th Year, North Carolina

• Has been selected to the Pro Bowl nine times during his career, including last season (2004-06, 2008-12, 2015), and has been named first-team All-Pro by *The Associated Press* three times (2004, 2006, 2010). Was named to the NFL's All-Decade Team for the 2000s.

• Has played in 230 games with 223 starts as a pro, appearing in all 16 contests in 12 of his first 14 seasons in the NFL. Has missed just two games due to injury during his career.

• Is the only player in NFL history with 100-plus sacks (142.5) and 10-plus interceptions (11).

• Since entering the NFL in 2002, ranks No. 1 in the league in sacks (142.5) and No. 3 in forced fumbles (46). His career sack total ranks No. 5 in NFL history (since 1982), with all four players ahead of him (Bruce Smith, Reggie White, Kevin Greene, Chris Doleman) in the Pro Football Hall of Fame.

2016 SEASON: Has played in all 12 games with seven starts and ranks No. 2 on the team with 6.5 sacks...Has posted 22 tackles (17 solo), eight tackles for a loss (tied for No. 2 on the team), a forced fumble, nine QB hits and 11 pressures (tied for No. 2 on the team).

►**At Jacksonville (Sept. 11):** Played 29 snaps and posted an assisted tackle.

►**At Minnesota (Sept. 18):** Led the team with 1.5 sacks, moving into a

tie for No. 7 in NFL history with Dent and Randle (137.5 sacks)...Midway through the second quarter, fought off a block from T Andre Smith to bring down QB Sam Bradford for a 7-yard sack and force a three-and-out... Shared a 9-yard sack with LB Nick Perry on a third-and-11 in the fourth quarter, knocking back Smith on his way to the 9-yard sack of Bradford.

►**Vs. Detroit (Sept. 25):** Started at LOLB with LB Clay Matthews sidelined (ankle/hamstring) and appeared on 32 plays...Posted two tackles (one solo) and a QB pressure.

►**Vs. N.Y. Giants (Oct. 9):** Appeared on 23 defensive plays and recorded a solo tackle, a pressure and a pass defended...Walked back G John Jerry late in the third quarter and batted down a QB Eli Manning pass.

►**Vs. Dallas (Oct. 16):** Started at LOLB and played 32 snaps, recording a turnover play late in the first quarter with a strip-sack of QB Dak Prescott...Beat RT Doug Free on the play to get to Prescott, hitting his arm to force the fumble that was caught in the air by LB Joe Thomas at the Green Bay 24 and returned 6 yards...Finished with two tackles (one solo) and two QB pressures.

►**Vs. Chicago (Oct. 20):** Played 18 snaps and registered two QB hits and a pass defended...Got a piece of QB Brian Hoyer's pass intended for WR Alshon Jeffery in the first quarter.

►**At Atlanta (Oct. 30):** Started at LOLB with Matthews sidelined (hamstring) and appeared on 46 snaps...Fought off a block from G Chris Chester and sacked QB Matt Ryan as he stepped up in the pocket, bringing him down for a 2-yard loss on third down to force an Atlanta punt...The sack brought his career sack total to 139.5 as he moved into a tie with DE Jason Taylor for the No. 6 spot in NFL history.

►**Vs. Indianapolis (Nov. 6):** Started for the second straight week, opening at ROLB with Matthews sidelined again...Played 50 snaps and posted two tackles (both solo), three QB pressures and one QB hit.

►**At Tennessee (Nov. 13):** Started at ROLB in place of Matthews (hamstring), appearing on 19 defensive plays and posting a QB pressure.

►**At Washington (Nov. 20):** Played 28 snaps and registered two tackles, with both going for a loss...Early in the third quarter, blew by T Morgan Moses on third down to get to QB Kirk Cousins for a 4-yard sack to force the Redskins to settle for a FG...The sack gave him 140.5 for his career as he moved past Taylor for sole possession of the No. 6 spot in NFL history...Midway through the second quarter, made a leaping deflection of a Cousins screen pass intended for RB Chris Thompson on third down to force a Washington punt.

►**At Philadelphia (Nov. 28):** Started at LOLB and played 43 snaps, recording two tackles (both solo), a sack and a QB hit...Late in the fourth quarter, blew past T Allen Barbre to bring down QB Carson Wentz for an 8-yard sack, giving him 141.5 sacks for his career as he moved into a tie with DE Michael Strahan for No. 5 in NFL history...In the second quarter, tossed aside G Stefan Wisniewski to deliver a hit on Wentz and force an incomplete pass that was intended for RB Darren Sproles.

►**Vs. Houston (Dec. 4):** Started at LOLB and played 58 snaps, finishing with a season-high seven tackles (five solo), a sack, a QB pressure and a QB hit...Late in the first half, shed a block from G Jeff Allen and chased down QB Brock Osweiler for a 10-yard loss, giving him 142.5 career sacks as he moved past DE Michael Strahan (141.5) for No. 5 in league history.

53 Nick Perry, LB, 5th Year, Southern California

• Tied the franchise record for sacks in a single postseason (LB Clay Matthews, 2010) with 3½ in the 2015 playoffs. His six career postseason sacks rank No. 3 in franchise history behind Matthews (10) and Reggie White (eight), and are the most in team history (since 1982) by a player in his first five games with Green Bay.

• Has posted at least one sack in four of his five career playoff games.

• Has registered a two-sack game each of the last four seasons (2013-2016), the only player on the Packers to do so over that span.

2016 SEASON: Has started all 12 games and leads the team with a career-high eight sacks (tied for No. 11 in the NFL)...Ranks No. 5 on the defense with 57 tackles (40 solo) and leads the team in tackles for a loss (12) and QB pressures (16)...Is tied for the team lead in QB hits (14)...Also has an interception and four passes defended...Part of a run defense that ranks No. 9 in the league in rushing yards allowed per game (92.9), No. 8 in yards allowed per carry (3.84 avg.) and No. 4 in runs of 10-plus yards

allowed (25).

►**At Jacksonville (Sept. 11):** Started at ROLB and played 52 snaps, finishing with three tackles (all solo), a sack, a team-high four QB pressures and a team-leading four QB hits...With the Packers leading 27-20 in the fourth quarter, brought down QB Blake Bortles for a 2-yard sack on third-and-11 with just over six minutes remaining to force the Jaguars to settle for a 50-yard FG from K Jason Myers...Dating back to the 2015 postseason, has posted 4½ sacks in the last three games...Added a tackle for a loss early in the fourth quarter, stopping RB T.J. Yeldon for a 2-yard loss on a run up the middle.

►**At Minnesota (Sept. 18):** Started at LOLB and appeared on 49 of 58 plays, recording five tackles (one solo), a half-sack, three pressures and two QB hits...Shared a 9-yard sack with LB Julius Peppers on a third-and-11 in the fourth quarter, knocking back T Matt Kalil on his way to the 9-yard sack of QB Sam Bradford.

►**Vs. Detroit (Sept. 25):** Started at ROLB and matched his career high with two sacks, the fourth straight season that he has posted a two-sack game (only Green Bay player to do so since 2013)...Both of his sacks came in the fourth quarter, the first on a third-and-6 at the Green Bay 24 when he beat LT Taylor Decker to bring down QB Matthew Stafford for an 8-yard loss as the Lions were forced to settle for a FG...Chased down Stafford on the next series for a zero-yard sack on a third-and-19 to force a Detroit punt...Brought down RB Theo Riddick for a 6-yard loss on a first-quarter run...Two plays later, tackled Riddick again for a 3-yard loss on another run...Late in the first quarter, batted down a QB Matthew Stafford pass near the line of scrimmage...Finished with nine tackles (eight solo), matching his career high set vs. San Francisco (Sept. 9, 2012), and added a QB hit and a pressure.

►**Vs. N.Y. Giants (Oct. 9):** Started at LOLB and registered a sack, marking his fourth straight game with at least a half-sack, the first time in his career that he had accomplished that feat...Midway through the third quarter, blew by LT Ereck Flowers and drilled QB Eli Manning for a 6-yard loss...Finished with four tackles (three solo), three pressures and three QB hits.

►**Vs. Dallas (Oct. 16):** Started at ROLB and played 49 snaps, recording five tackles (four solo).

►**Vs. Chicago (Oct. 20):** Started at LOLB and played 35 snaps, finishing with six tackles (five solo), a sack, two pressures and the first interception of his career...Midway through the third quarter, chased down QB Matt Barkley and tripped him up for a 10-yard sack...On Chicago's final offensive play, made an over-the-shoulder interception of a Barkley pass that was affected by a hit from DE/LB Datone Jones...Became the first Green Bay LB to register a sack and an interception in the same game since LB Clay Matthews did so at the N.Y. Giants on Dec. 4, 2011.

►**At Atlanta (Oct. 30):** Started at ROLB and played 50 snaps, finishing with three tackles (one solo) and a pass defended...Deflected a QB Matt Ryan pass at the line on Atlanta's opening drive.

►**Vs. Indianapolis (Nov. 6):** Started at LOLB and played 50 snaps, finishing with three tackles (all assisted), a half-sack and three QB pressures...Fought off a block from T Anthony Castonzo to register a shared sack of QB Andrew Luck with S Ha Ha Clinton-Dix for a 6-yard loss on a third down in the second quarter.

►**At Tennessee (Nov. 13):** Started at LOLB and played 39 snaps, posting five tackles (four solo) and a team-high two QB hits.

►**At Washington (Nov. 20):** Started at LOLB and appeared on 54 plays, finishing with six tackles (four solo), a sack and a QB hit...On the Redskins' opening drive, fought off a block from T Morgan Moses to bring down QB Kirk Cousins for an 8-yard sack on third down to force a Washington punt.

►**At Philadelphia (Nov. 28):** Started at ROLB and played 53 snaps, recording four tackles (all solo), a sack and a pass defended...Midway through the third quarter, got a hand up to deflect QB Carson Wentz's pass intended for WR Dorial Green-Beckham on third down, forcing the Eagles to settle for a FG...Late in the fourth quarter, shed a block from T Jason Peters to get to QB Carson Wentz for an 11-yard sack.

►**Vs. Houston (Dec. 4):** Started at ROLB, but injured his hand on the opening drive...Later returned to the game with a club cast, but was limited to 12 snaps on the afternoon, finishing with four tackles (three solo).

23 Damarious Randall, CB, 2nd Year, Arizona State

• Played in 15 games with nine starts (six at LCB, two at RCB, one in the slot) in 2015 and tied for the team lead and No. 2 among NFL rookies with three interceptions, including one he returned for a TD. Finished with a team-best 16 passes defended.

• Named the NFL's Defensive Rookie of the Month for November 2015, joining CB Casey Hayward (October 2012) as the only Green Bay defensive backs to win the award.

• Earned first-team All-Pacific-12 honors at safety as a senior in 2014 after he led the Sun Devils in tackles (106) and passes defended (12) and tied for the team lead with three interceptions.

2016 SEASON: Has started at LCB in all six games he has played in and has recorded 21 tackles (17 solo), an interception and four passes defended...Has added two tackles on special teams...Has been sidelined for six games (Weeks 5 and 7-11) due to a groin injury.

►**At Jacksonville (Sept. 11):** Started at LCB and posted eight tackles (six solo) and two passes defended (tied for the team lead)...Made the initial hit of WR Allen Hurns on fourth-and-1 with 23 seconds remaining as a group of Packers brought Hurns down for a 1-yard loss to secure the 27-23 victory for Green Bay...Added a tackle on special teams, running down RB Corey Grant at the Jacksonville 31 on a kickoff return early in the fourth quarter that could have gone for a bigger gain.

►**At Minnesota (Sept. 18):** Started at LCB and played all 58 snaps, joining S Ha Ha Clinton-Dix as the only Green Bay defensive players to do so...Posted five tackles on defense (three solo) and added a stop on special teams, wrapping up WR Cordarrelle Patterson at the Minnesota 44 on a fourth-quarter kickoff return.

►**Vs. Detroit (Sept. 25):** Started at LCB and played 57 of 68 snaps, missing some time due to illness...Early in the second quarter, perfectly timed it to get his hands in as TE Eric Ebron was attempting to make a catch at the Green Bay 31, ripping the ball out from Ebron and returning the interception 44 yards to the Detroit 25, a career-long INT return...Added two tackles (both solo).

►**Vs. N.Y. Giants (Oct. 9):** Inactive (groin).

►**Vs. Dallas (Oct. 16):** Started at LCB and played 18 snaps, but reinjured his groin making a tackle of WR Terrance Williams early in the second quarter and did not return...Posted two tackles (both solo).

►**Vs. Chicago (Oct. 20):** Inactive (groin).

►**At Atlanta (Oct. 30):** Inactive (groin).

►**Vs. Indianapolis (Nov. 6):** Inactive (groin).

►**At Tennessee (Nov. 13):** Inactive (groin).

►**At Washington (Nov. 20):** Inactive (groin).

►**At Philadelphia (Nov. 28):** Returned to action, starting at LCB and playing 57 of 59 snaps...Was tied for second on the team with six tackles (five solo) and added a pass defended...Broke up a pass from QB Carson Wentz over the middle intended for WR Bryce Treggs on a third down in the fourth quarter, forcing the Eagles to punt.

►**Vs. Houston (Dec. 4):** Started at LCB and played 48 snaps, finishing with an assisted tackle.

99 Christian Ringo, DT, 1st Year, Louisiana-Lafayette

• Originally drafted by the Packers as their second selection in the sixth round (210th overall) of the 2015 NFL Draft. Was on Green Bay's practice squad for the entire 2015 season.

• Started all 13 games as a senior in 2014, anchoring a defensive line that helped the Ragin' Cajuns lead the Sun Belt in rushing defense while ranking third in sacks.

• Was named the state's Defensive Player of the Year by the Louisiana Sports Writers Association after ranking seventh in the nation in tackles for loss (20) and 12th in the country in sacks (11½). His 11½ sacks tied the school single-season record and he also finished tied for No. 1 in school history with 21.0 career sacks.

2016 SEASON: Has played in five games and has posted four tackles (one solo)...Has been inactive for the other seven contests (Weeks 5-6 and 9-13, healthy scratch).

►**At Jacksonville (Sept. 11):** Played 12 snaps on defense in his NFL debut and posted a solo tackle, stopping RB T.J. Yeldon for a 1-yard loss on a run up the middle in the second quarter.

► **At Minnesota (Sept. 18):** Appeared on six plays on defense.

► **Vs. Detroit (Sept. 25):** Saw his most significant action on defense to date with DT Letroy Guion (knee) sidelined, appearing on 24 snaps and posting a career-high three tackles (all assists)...Helped limit the Lions to just 50 yards rushing on 23 carries (2.2 avg.) with a long run of 9 yards.

► **Vs. Chicago (Oct. 20):** Played nine snaps on defense.

► **At Atlanta (Oct. 30):** Appeared on four plays on defense.

22 Aaron Ripkowski, FB, 2nd Year, Oklahoma

• Played in 15 games as a rookie last season, seeing action primarily on special teams, and posted nine tackles (tied for No. 4 on the team).

• Was tied with CB Damarious Randall (15) for the most games played by a Green Bay rookie in 2015.

• Began his career at Oklahoma as a walk-on and went on to play in 47 games with 17 starts in four seasons.

2016 SEASON: Has played in all 12 games with three starts, seeing time on offense and special teams...Has 22 carries for 87 yards (4.0 avg.) and two TDs and seven catches for 31 yards (4.4 avg.)...Has three tackles on special teams.

► **At Jacksonville (Sept. 11):** Played 18 snaps on special teams, tied for the team lead, and eight snaps on offense.

► **At Minnesota (Sept. 18):** Appeared on 19 plays on special teams and two on offense.

► **Vs. Detroit (Sept. 25):** Started his first career game and seemed to be in position for the most significant offensive action of his career, but was limited to just 11 snaps before departing in the second quarter due to a back injury...Was the lead blocker on RB Eddie Lacy's game-long 25-yard run in the second quarter, sealing LB Kyle Van Noy to create a running lane up the middle.

► **Vs. N.Y. Giants (Oct. 9):** Saw the most significant action of his career to that point, appearing on 25 plays and posting a career-high 17 yards rushing on two carries (8.5 avg.)...Had a career-best 13-yard run midway through the fourth quarter as he dragged a host of defenders on a run up the middle to the New York 10, helping to set up a 25-yard Mason Crosby FG that put Green Bay up, 23-9...Helped clear the way for Lacy's 81 yards rushing on just 11 carries (7.4 avg.), part of a 147-yard rushing effort by the offense, a season high.

► **Vs. Dallas (Oct. 16):** Started and played 18 snaps on offense, carrying the ball once for no gain while adding a 2-yard catch...Also appeared on 14 plays on special teams.

► **Vs. Chicago (Oct. 20):** Played 22 snaps on offense and had three carries for 8 yards (2.7 avg.)...Also had an 8-yard reception.

► **At Atlanta (Oct. 30):** Appeared on a career-high 32 snaps and registered a career-best six carries for a career-high 34 yards (5.7 avg.)...Had a 12-yard carry early in the third quarter, taking the handoff up the middle and charging forward against a group of tacklers at the end of the run for extra yardage.

► **Vs. Indianapolis (Nov. 6):** Rushed for 4 yards on two carries (2.0 avg.) and had a 3-yard reception.

► **At Tennessee (Nov. 13):** Played 20 snaps on special teams.

► **At Washington (Nov. 20):** Had two carries for 9 yards (4.5 avg.) in 14 snaps of action on offense...With the Packers backed up at their own 2-yard line on the first possession of the second half, had a 7-yard run up the middle to give the offense some room...Also played 18 snaps on special teams and registered a tackle.

► **At Philadelphia (Nov. 28):** Started and played 25 snaps, carrying the ball three times for 1 yard and a TD and catching a career-high two passes for 15 yards (7.5 avg.)...Scored the first TD of his career when he scored on a 1-yard run up the middle early in the fourth quarter that put the Packers ahead, 24-13...Added a tackle on special teams.

► **Vs. Houston (Dec. 4):** Played 24 snaps, rushing for 14 yards and a TD on three carries (4.7 avg.) along with a 4-yard reception...Broke a tackle from LB Max Bullough and charged into the end zone for a 3-yard score with 4:11 remaining in the game, his second straight game with a TD as he gave Green Bay a 21-7 lead...Added a tackle on special teams.

12 Aaron Rodgers, QB, 12th Year, California

• Ranks No. 1 in NFL history (min. 1,500 attempts) in career passer rating (103.5), interception percentage (1.59) and TD/INT ratio (3.97, 286/72).

• Has posted five seasons (2009, 2011-12, 2014-15) with 500-plus passing attempts and eight or fewer INTs, the most in NFL history ahead of Patriots QB Tom Brady (three seasons) and five QBs (one season each).

• Was named the league's Most Valuable Player by *The Associated Press* in 2014 for the second time in his career (2011), becoming the eighth player in league history to win the honor multiple times.

• Is the only quarterback in league history to record a 100-plus passer rating in six consecutive seasons (2009-14), with no other QB doing so in more than four straight years.

• Is one of only eight quarterbacks in NFL annals with 30,000-plus passing yards and 2,000-plus rushing yards. Has posted four 300-yard rushing seasons, No. 2 among QBs in franchise history behind only Tobin Rote (five).

• In 131 career regular-season starts (86-45 record), has posted 47 games with 300-plus passing yards, 76 without an interception (min. 15 attempts) and 72 with a 100-plus passer rating.

• Has been selected to the Pro Bowl in five of the last seven seasons (2009, 2011-12, 2014-15).

2016 SEASON: Has completed 309 of 479 passes (64.5 percent) for 3,283 yards and 29 TDs with seven INTs for a 98.5 passer rating...Ranks No. 2 in the league in TD passes and No. 5 in TD percentage (6.1)...Ranks No. 7 in the NFL in passing yards and TD/INT ratio (4.14) and No. 10 in passer rating...Has posted four games with three-plus passing TDs and no INTs, tied with Brady and Steelers QB Ben Roethlisberger for the league lead...Has 23 TD passes in the red zone, tied with Saints QB Drew Brees for No. 1 in the NFL...Is tied for No. 4 in the NFL with 168 passing first downs...Ranks No. 7 in the NFL with a third-down passer rating of 103.4, completing 78 of 122 passes for 1,026 yards and 11 TDs...Has rushed for 301 yards and three TDs on 49 carries (6.1 avg.), ranking No. 5 in the NFL among QBs in rushing yards and yards per carry (min. 30 att.)...Is tied for No. 4 among QBs in rushing TDs and ranks No. 4 in rushing first downs (21)...Is tied for No. 2 among QBs with six games with 25-plus rushing yards, one shy of his career high (seven) set in 2015.

► **At Jacksonville (Sept. 11):** Threw for 199 yards and two TDs on 20-of-34 passing for a 95.1 passer rating...Added a 6-yard rushing TD on Green Bay's opening possession, giving him 11 games with two-plus passing TDs and one-plus rushing TDs since 2008, second most over that span behind only Panthers QB Cam Newton...His TD passes came on back-to-back drives late in the first half...Connected with WR Jordy Nelson for a 6-yard TD pass with just over three minutes remaining in the first half, buying time in the pocket before moving to his right to find Nelson in the middle of the end zone...With CB Jalen Ramsey attempting to pull him down by the back of his jersey, threw a perfectly placed 29-yard TD pass to WR Davante Adams over CB Davon House in the end zone with 13 seconds remaining in the half.

► **At Minnesota (Sept. 18):** Connected on 20 of 36 passes for 213 yards and a TD with one INT (70.7 passer rating)...Rushed for 29 yards on three carries (9.7 avg.), highlighted by a 10-yard TD run up the middle early in the fourth quarter...It marked just the third time in his career (Weeks 9-10, 2009; Weeks 2-3, 2010) that he had posted a rushing TD in back-to-back games.

► **Vs. Detroit (Sept. 25):** Posted a season-high 129.3 passer rating, connecting on 15 of 24 passes for 205 yards and four TDs with no INTs, with all four of the TD passes coming in the first half...It marked just the second time in his career that he had thrown four-plus TD passes in a first half (six vs. Chicago, Nov. 9, 2014)...His 24 passing attempts were the fewest in his career in a game that he threw four-plus TD passes...Threw two TD passes to Nelson, including a perfectly placed 17-yard pass over Nelson's shoulder late in the first half to put Green Bay up, 31-3...With just under 3:30 remaining and the Packers leading 34-27, scrambled to pick up 11 yards on a third-and-8 that helped seal the win...Finished with 22 yards rushing on five carries (4.4 avg.).

► **Vs. N.Y. Giants (Oct. 9):** Threw for 259 yards and two TDs with two INTs on 23-of-45 passing for a 65.0 passer rating...Threw a 2-yard TD pass to Nelson on the opening drive, his 50th to Nelson in the regular season,

the second-most prolific combo in franchise history behind only QB Brett Favre and WR Antonio Freeman (57)...On Green Bay's opening drive, had a key 11-yard run to the Giants' 6 on third-and-10, bouncing around the pocket before taking it down the left sideline for the first down that set up his TD pass to Nelson just two plays later...Midway through the second quarter, perfectly placed a ball over the shoulder of Adams down the right sideline with CB Michael Hunter covering him for a 29-yard score.

►**Vs. Dallas (Oct. 16):** Completed a season-high 31 passes on 42 attempts for a season-best 294 yards and a TD with one INT for a 90.8 passer rating...Completed passes to nine different players, a season high.

►**Vs. Chicago (Oct. 20):** Set a single-game franchise record with 39 completions, eclipsing the previous high of 36 by Favre at Chicago on Dec. 5, 1993...Posted a season-high 326 passing yards on 39-of-56 passing with three TDs and no INTs for a 102.2 rating, with all three TD passes coming in the second half...Completed 10-plus passes to three different receivers (Adams, 13; Randall Cobb, 11; Ty Montgomery, 10), becoming just the second QB in NFL history (Patriots QB Drew Bledsoe, Nov. 13, 1994) to accomplish that feat in a regular-season game...Posted a 127.9 passer rating on third down, completing 10 of 13 passes for 69 yards and two TDs.

►**At Atlanta (Oct. 30):** Threw for 246 yards and four TDs with no INTs on 28-of-38 passing for a 125.5 passer rating...It marked his 18th career game with four-plus TD passes as he moved past Johnny Unitas (17) for No. 6 on the all-time list...All four of his TD passes came to different players, with three of the players (WRs Jeff Janis, Trevor Davis and Geronimo Allison) recording the first regular-season TD catches of their career...Connected with Nelson on a season-long 58-yard pass on Green Bay's opening drive, hitting him perfectly in stride as Nelson took it down the sideline to the Atlanta 7...Posted a career-high 60 rushing yards on just six carries (10.0 avg.), including a 23-yard scamper down the sideline at the end of the first half out to the Green Bay 48 to help set up K Mason Crosby's 29-yard FG as time expired...Dating back to 1960, his rushing total was the second-best mark by a Green Bay QB behind only Don Majkowski's 88-yard outing at Detroit on Sept. 30, 1990...Tied his career high with three runs of 10-plus yards (23, 13, 11)...Joined Panthers QB Cam Newton (Dec. 20, 2015, at N.Y. Giants) as the only QBs over the past four seasons (2013-16) to register four-plus passing TDs and 60-plus rushing yards in a game.

►**Vs. Indianapolis (Nov. 6):** Completed 26 of 43 passes for 297 yards and three TDs with one INT for a 94.8 passer rating...It marked his 50th career regular-season game with three-plus TD passes...Was his third straight game with three-plus TD passes, the only NFL quarterback to accomplish that feat in 2016...Drew the Colts offside on the final play of the first quarter on a third down and found Nelson for a 26-yard jump-ball TD in the end zone...Rushed for 43 yards on six carries (7.2 avg.), the first time in his career that he had posted 40-plus rushing yards in back-to-back games...Had a 21-yard run down the right sideline late in the fourth quarter to the Indianapolis 16 that helped set up his TD pass to Cobb, giving him a 20-yard run in back-to-back games for the first time in his career.

►**At Tennessee (Nov. 13):** Threw for a season-high 371 yards and two TDs with two INTs on 31-of-51 passing...Had three completions of 35-plus yards, with all three going to Adams (46, 38, 35)...His 35-yard completion down the left sideline to Adams in the third quarter came on fourth-and-5, tying the third-longest completion of his career on fourth down, and set up his own TD run two plays later...Rushed for 27 yards on three carries (9.0 avg.), highlighted by a 20-yard TD run up the middle, the second-longest TD run of his career...It marked his third straight game with a run of 20-plus yards, the first Green Bay QB to do so since Tobin Rote in 1955.

►**At Washington (Nov. 20):** Connected on 26 of 41 passes for 351 yards and three TDs with no INTs for a 115.0 passer rating, his fourth game this season with three-plus passing TDs and no INTs...It marked just the third time in his career (2009, 2011) that he posted back-to-back 350-yard passing games...Averaged 8.56 yards per attempt, a season high...Posted a season-high five completions of 25-plus yards, connecting with TE Jared Cook (47 and 29), Cobb (47) and Adams (37), and RB James Starks (31-yard TD)...Recorded a 151.4 passer rating on third down, completing 9 of 13 attempts for 195 yards and two TDs...The 195 yards passing on third down was the second-highest output of his career behind only

his 217 yards at Pittsburgh on Dec. 20, 2009...Went over the 35,000-yard passing mark for his career, reaching it on his 4,446th attempt, the second fastest in NFL history behind only Unitas (4,388 attempts)...Rushed for 33 yards on three carries (11.0 avg.), including a 17-yard scamper to the Washington 6 late in the second quarter that helped set up a 36-yard Mason Crosby FG.

►**At Philadelphia (Nov. 28):** Completed 30 of 39 passes for 313 yards and two TDs with no INTs for a 116.7 passer rating, his first game this season with 30-plus completions and a completion percentage of 75 percent or higher...Posted 300-plus passing yards for the third straight game, tied for the second-longest single-season streak of his career behind only a four-game streak in 2011...Helped the offense convert 10 of 14 third downs, a 71.4 percentage that is the best in the NFL this season and the second-best mark posted by Green Bay under Head Coach Mike McCarthy (13 of 18, 72.2 percent, at Minnesota, Oct. 27, 2013)...Both of his TD passes went to Adams, with the second one a perfectly placed 20-yarder in a tight window that Adams caught in the back of the end zone with CB Nolan Carroll in tight coverage...Completed 9 of 10 passes on third down for 94 yards (105.8 rating)...Also rushed for 26 yards on six carries (4.3 avg.), with three of the runs picking up first downs.

►**Vs. Houston (Dec. 4):** Playing with an injured hamstring, completed 20 of 30 passes for 209 yards and two TDs with no INTs for a 108.9 passer rating, his third straight game with a 100-plus rating...It marked his seventh straight game with two-plus TD passes, tied for the second-longest streak of his career (2012) behind only a 13-game streak in 2011...It also marked his third straight game without an INT...Rolled out to his right and threw across his body to find Cobb in the end zone for a 9-yard TD pass in the second quarter...Led the offense on a 12-play, 98-yard TD drive in the fourth quarter that was capped off with his 32-yard TD pass to a wide-open Nelson in the end zone...The drive was the longest by the Packers since a 99-yarder at Cleveland on Oct. 25, 2009...Later in the quarter, led the offense on an eight-play, 89-yard drive that put the Packers up 21-7...Also had three carries for 16 yards (5.3 avg.), including a key 11-yard scramble early in the fourth quarter on Green Bay's go-ahead drive.

82 Richard Rodgers, TE, 3rd Year, California

• Had 58 receptions in 2015, becoming just the fourth TE in team history to record 55-plus receptions in a season (Paul Coffman, Jermichael Finley, Jackie Harris).

• Was one of only four TEs in the NFL last season to register 55-plus catches, 500-plus receiving yards and eight or more TD receptions (Rob Gronkowski, Jordan Reed, Gary Barnidge).

• Registered 10 TD catches in 2014-15, tied for the most by a Green Bay TE in his first two seasons since the 1970 AFL-NFL merger (Bubba Franks, 2000-01). His eight TD receptions in '15 were tied for the fifth most in a season by a Packers TE.

• Set a single-game franchise record for tight ends with 146 receiving yards last season at Detroit in Week 13, highlighted by his game-winning 61-yard TD catch on the final play of the game.

2016 SEASON: Has played in all 12 games with five starts and has 25 catches for 219 yards (8.8 avg.) and a TD.

►**At Jacksonville (Sept. 11):** Appeared on 25 plays on offense and made a season-long 22-yard catch in the third quarter to the Jacksonville 8 that helped set up K Mason Crosby's 25-yard FG...Was covered by S Johnathan Cyprien on the play, extending his arms out to make a diving grab near the sideline.

►**At Minnesota (Sept. 18):** Had two receptions for 25 yards (12.5 avg.) in 36 snaps of action.

►**Vs. Detroit (Sept. 25):** Started for the first time on the season and had two catches for 9 yards (4.5 avg.) and a TD...Came across the field to catch a pass from QB Aaron Rodgers, who was moving to his right, for a 2-yard TD as he slid into the end zone.

►**Vs. N.Y. Giants (Oct. 9):** Started and played 73 of 80 snaps, making a 6-yard catch and helping the Packers rush for a season-high 147 yards on 32 carries (4.6 avg.).

►**Vs. Dallas (Oct. 16):** Appeared on 47 plays and caught two passes for 15 yards (7.5 avg.).

►**Vs. Chicago (Oct. 20):** Started, appearing on 47 snaps and catching

a 7-yard pass.

► **At Atlanta (Oct. 30):** Started and played 26 snaps, but did not have any receptions.

► **Vs. Indianapolis (Nov. 6):** Posted a season-high six receptions for a season-best 64 yards (10.7 avg.)...Had a season-high three receiving first downs, which is tied for the second most in a game in his career... Matched his season best with a 22-yard reception in the first quarter on Green Bay's opening drive...Freed himself from S T.J. Green to get open near the sideline, hauling in a pass from Rodgers to the Indianapolis 9 to help set up a Mason Crosby FG.

► **At Tennessee (Nov. 13):** Started and appeared on 65 plays, hauling in four passes for 27 yards (6.8 avg.).

► **At Washington (Nov. 20):** Caught four passes for 28 yards (7.0 avg.), with two of the receptions picking up first downs.

► **At Philadelphia (Nov. 28):** Appeared on 26 plays on offense.

► **Vs. Houston (Dec. 4):** Played 27 snaps and caught two passes for 16 yards (8.0 avg.).

24 Quinten Rollins, CB, 2nd Year, Miami (Ohio)

• Played in 14 games with four starts (two at LCB, two at RCB) in 2015, recording 35 tackles (25 solo), a sack, two interceptions (one for a TD) and nine passes defended in his rookie season.

• Was tied for No. 3 on the team in INTs and tied for No. 4 among NFL rookies.

• Finished second among Packers rookies (Aaron Ripkowski, nine) with seven special teams tackles.

• Recorded two interceptions vs. St. Louis last season in Week 5, becoming the first Green Bay rookie to do so since CB Casey Hayward had two at Houston on Oct. 14, 2012. Returned the first interception 45 yards for a TD, becoming the first Packers rookie to record a pick-six since S Marques Anderson in 2002 (vs. Detroit, Nov. 10).

2016 SEASON: Has played in nine games with seven starts (three at LCB, four as the third CB) and has posted 24 tackles (18 solo) and seven passes defended...Was inactive for three games (Weeks 6-8) due to a groin injury.

► **At Jacksonville (Sept. 11):** Started as the third CB as the defense opened in the nickel and played 47 snaps...Posted two tackles (one solo) and two passes defended (tied for the team lead)...With less than a minute remaining in the game and the Packers leading, 27-23, made a leaping breakup of QB Blake Bortles' pass intended for WR Allen Robinson in the end zone.

► **At Minnesota (Sept. 18):** Started as the third CB and played 41 snaps, posting a pair of solo tackles.

► **Vs. Detroit (Sept. 25):** Started as the third CB and played 67 of 68 defensive snaps...Recorded an assisted tackle.

► **Vs. N.Y. Giants (Oct. 9):** Started at LCB in place of an injured Damarious Randall (groin) and played all 56 snaps, one of five Green Bay players to do so on defense...Helped limit the Giants' top three WRs (Odell Beckham Jr., Sterling Shepard and Victor Cruz) to a combined seven catches for 70 yards (10.0 avg.) and a TD...Broke up a deep pass early in the fourth quarter from QB Eli Manning intended for Cruz, nearly making the interception as Cruz appeared to drag him down...Finished with four tackles (three solo) and a team-high two passes defended.

► **Vs. Dallas (Oct. 16):** Inactive due to a groin injury sustained in practice the day before the game.

► **Vs. Chicago (Oct. 20):** Inactive (groin).

► **At Atlanta (Oct. 30):** Inactive (groin).

► **Vs. Indianapolis (Nov. 6):** Returned to action after missing three games, opening at LCB and playing 62 of 68 snaps...Posted two tackles (both solo).

► **At Tennessee (Nov. 13):** Started at LCB and played 33 snaps, finishing with a tackle for a loss.

► **At Washington (Nov. 20):** Played 52 snaps and posted five tackles (four solo).

► **At Philadelphia (Nov. 28):** Appeared on 46 plays and posted three tackles (all solo) and a pass defended...Late in the first half, came on a blitz and made a left-handed deflection of a QB Carson Wentz pass intended for WR Dorial Green-Beckham in the flat.

► **Vs. Houston (Dec. 4):** Started as the third CB and played 63 of 66 snaps, recording five tackles (four solo) and two passes defended...Broke up a short pass from QB Brock Osweiler on third down in the first quarter intended for WR DeAndre Hopkins to force a Houston punt...Later in the quarter, dove to make a breakup of a pass from Osweiler to Hopkins near the sideline.

47 Jake Ryan, LB, 2nd Year, Michigan

• Played in 14 games with five starts as a rookie, opening at BLB for the final five contests. Registered 47 tackles (32 solo) and a fumble recovery on defense and six tackles on special teams.

• Started both postseason games and recorded 10 tackles (seven solo). Including the playoffs, tallied six or more tackles in six of the seven games he started in 2015.

• Served as a team captain for his final two seasons and was a three-time winner (2012-14) of the Roger Zatkoff Award, given to Michigan's top LB. He is the only player to win the award, which was established in 1991, three times.

2016 SEASON: Has played in 10 games with eight starts and ranks No. 2 on the team with 65 tackles (47 solo)...Has added seven tackles for a loss, three passes defended, four QB pressures and three QB hits...Has been inactive for two games (ankle)...Part of a run defense that ranks No. 9 in the league in rushing yards allowed per game (92.9), No. 8 in yards allowed per carry (3.84 avg.) and No. 4 in runs of 10-plus yards allowed (25).

► **At Jacksonville (Sept. 11):** Started at ILB and played 43 snaps, finishing with eight tackles (four solo) and his first career pass defended...Broke up a short pass over the middle from QB Blake Bortles intended for WR Allen Hurns in the second quarter...Helped limit the Jaguars to just 48 yards rushing on 26 carries (1.8 avg.), the first time they had rushed for 48 or fewer yards on 25-plus attempts since Nov. 14, 1999 (vs. Baltimore, 47 yards on 26 attempts).

► **At Minnesota (Sept. 18):** Started at ILB, appearing on 45 of 58 plays, and registered a team-high nine tackles (six solo) and a pass defended...Stopped RB Adrian Peterson for a 2-yard loss on a run early in the third quarter...Helped limit Peterson to just 19 yards on 12 carries (1.6 avg.), tied for the fourth-lowest yardage total of Peterson's career, with a long of 5 yards.

► **Vs. Detroit (Sept. 25):** Started at ILB and played 56 snaps...Recorded eight tackles (five solo), including a tackle for a loss in the third quarter when he sprinted up the field to bring down RB Dwayne Washington for a 3-yard loss on a reception in the flat...Added a QB pressure...Helped limit the Lions to just 50 yards rushing on 23 carries (2.2 avg.).

► **Vs. N.Y. Giants (Oct. 9):** Started at ILB and played 41 snaps, finishing with six tackles (five solo), including a tackle for a loss...Came up to bring down RB Orleans Darkwa for a 1-yard loss on a run early in the third quarter...Helped limit the Giants to just 43 yards rushing on 15 carries (2.9 avg.), bringing Green Bay's four-game total to just 171 rushing yards allowed, the second-fewest allowed by an NFL team in the first four games of a season since individual stats began to be recorded in 1933 behind only the 157 yards allowed by the 1995 San Francisco 49ers.

► **Vs. Dallas (Oct. 16):** Didn't start as the defense opened with a lone ILB (Clay Matthews), but played 45 snaps and registered six tackles (four solo).

► **Vs. Chicago (Oct. 20):** Started at ILB and recorded five tackles (three solo).

► **At Atlanta (Oct. 30):** Started at ILB and played 47 snaps, matching his career high with a team-leading 10 tackles (career-best 10 solo)...Posted two tackles for a loss, with the stops coming on back-to-back plays in the second quarter on runs by RBs Terron Ward and Devonta Freeman.

► **Vs. Indianapolis (Nov. 6):** Started at ILB and played 55 snaps, finishing with a team-high nine tackles (eight solo), a QB pressure, a QB hit and a pass defended...Came up to tackle RB Frank Gore for a 3-yard loss on a fourth-quarter run...Added a tackle on special teams.

► **At Tennessee (Nov. 13):** Was limited to just two snaps on special teams after sustaining an ankle injury on Green Bay's punt after its first possession.

► **At Washington (Nov. 20):** Inactive (ankle).

► **At Philadelphia (Nov. 28):** Inactive (ankle).

► **Vs. Houston (Dec. 4):** Returned to action after missing two games, starting and playing 38 snaps...Posted four tackles (two solo), including a tackle for a loss, two QB pressures and two QB hits...Knifed through the defense to get into the backfield and tackle RB Lamar Miller for a 4-yard loss on a run late in the first quarter...Came up the middle to hit QB Brock Osweiler as he got rid of the ball to RB Alfred Blue, who was brought down for a 9-yard loss by DT Letroy Guion after making the catch...Left the game late in the first quarter after reinjuring his ankle, but did return.

10 Jacob Schum, P, 2nd Year, Buffalo

• Was claimed off waivers on Aug. 30 from Tampa Bay, where played in all 16 games last season and averaged 41.9 yards per punt (38.0 net average) on 56 attempts with 15 punts inside the 20.

• Was originally signed as an undrafted free agent by the Cleveland Browns in 2013 and also spent time with the New York Jets.

2016 SEASON: Has played in all 12 games and has recorded a 44.7-yard gross average and a net average of 40.0 yards on 37 punts with 11 inside the 20...Over the last eight games, has posted a 46.7-yard gross average and a 41.3-yard net average on 22 punts with nine inside the 20...His 46.7-yard gross average since Week 6 ranks No. 8 in the NFL over that span (min. 20 punts) and his net average ranks No. 11 in the league.

► **At Jacksonville (Sept. 11):** Punted four times in his Green Bay debut, posting a 46.0-yard gross average with a net average of 42.5 yards.

► **At Minnesota (Sept. 18):** Posted a 38.6-yard gross average and net average on a season-high five punts, with one inside the 20.

► **Vs. Detroit (Sept. 25):** Punted twice on the afternoon (both in the fourth quarter) and recorded a 41.5-yard gross average and a net average of 33.5 yards...Had a 40-yard punt to the Detroit 12 that resulted in just a 1-yard return for WR Andre Roberts.

► **Vs. N.Y. Giants (Oct. 9):** Posted a 36.5-yard average and a 35.0-yard net average on four punts.

► **Vs. Dallas (Oct. 16):** Punted just once on the afternoon, a 47-yard kick late in the first half that was downed at the Dallas 3-yard line.

► **Vs. Chicago (Oct. 20):** Had only one punt for the second straight game, drilling a 46-yarder that was fair caught.

► **At Atlanta (Oct. 30):** Posted a 54.3-yard gross average on three punts, including a 58-yarder in the second quarter...Finished with a 38.3-yard net average.

► **Vs. Indianapolis (Nov. 6):** Posted a 48.3-yard gross average and a career-high 47.5-yard net average on four punts...Also placed two punts inside the 20-yard line, a season high, pinning the Colts at their 10 and their 4 in the second quarter...Boomed a career-long 65-yard punt in the second quarter.

► **At Tennessee (Nov. 13):** Registered a career-high 50.5-yard gross average on four punts with a 39.8-yard net average...Placed one punt inside the 20 and had a long of 57 yards.

► **At Washington (Nov. 20):** Punted three times on the evening, posting a 46.0-yard gross average and a 43.3-yard net average...Recorded a 58-yarder in the first quarter that was downed at the Washington 6.

► **At Philadelphia (Nov. 28):** Punted just once on the evening, a 43-yard kick in the second quarter that was downed at the Philadelphia 1-yard line.

► **Vs. Houston (Dec. 4):** Matched his season high with five punts, posting a 43.0-yard gross average and a 35.0-yard net average on the afternoon...Placed three punts inside the 20-yard line, matching his career high (at Houston, Sept. 27, 2015), pinning the Texans at their own 11-yard line twice in the second quarter and at their 12 in the fourth for the final series.

37 Sam Shields, CB, 7th Year, Miami

• Has 23 interceptions (including the postseason) since entering the NFL in 2010, good for No. 6 in the NFL over that span.

• Was tied for the team lead with three interceptions in 2015, his fourth season with three-plus interceptions in the last five years, tied for No. 1 in the NFL over that span (2011-15).

• Earned his first career Pro Bowl selection in 2014, replacing Patriots CB Darrelle Revis, who played in the Super Bowl.

• Recorded a franchise-leading fifth career postseason interception in the

2014 NFC Championship Game at Seattle.

2016 SEASON: Played in one game and posted five tackles (four solo)... Was inactive for four games (Weeks 2-3, 5-6) due to a concussion before being placed on injured reserve on Oct. 18.

► **At Jacksonville (Sept. 11):** Started at RCB and played 62 snaps, finishing with five tackles (four solo)...Left the game late in the fourth quarter after sustaining a concussion.

► **At Minnesota (Sept. 18) – Vs. Dallas (Oct. 16):** Inactive (concussion).

78 Jason Spriggs, T, Rookie, Indiana

• Played in 48 career games over four seasons with 47 starts at left tackle for the Hoosiers.

• Named first-team All-America by the Football Writers Association of America (FWAA) and *Phil Steele's College Football* as a senior. Also received the Hoosiers' Chris Dal Sasso Award (outstanding lineman) and was the first Outland Trophy semifinalist in school history.

• In 2014, was named honorable mention All-Big Ten by the media after giving up two sacks in 689 snaps and recording 45 knockdowns.

2016 SEASON: Has played in all 12 games with two starts (at RG), seeing action on offense and on special teams (extra points and field goals).

► **At Jacksonville (Sept. 11):** Played five snaps on special teams in his NFL debut.

► **At Minnesota (Sept. 18):** Appeared on two plays on special teams (extra points).

► **Vs. Detroit (Sept. 25):** Played six snaps on special teams.

► **Vs. N.Y. Giants (Oct. 9):** Saw his first action as a pro on offense, appearing on five snaps as an extra lineman on the right side.

► **Vs. Dallas (Oct. 16):** Saw the most significant action of his career, playing 18 offensive snaps as he took over at RT for an injured Bryan Bulaga (back) midway through the fourth quarter...Recovered a fumble by QB Aaron Rodgers on a sack late in the fourth quarter to retain possession for the Packers...Also saw action earlier in the game as an extra lineman.

► **Vs. Chicago (Oct. 20):** Played two snaps on offense as an extra lineman and played six on special teams.

► **At Atlanta (Oct. 30):** Appeared on one play as an extra lineman on offense and four snaps on special teams.

► **Vs. Indianapolis (Nov. 6):** Played five snaps on special teams.

► **At Tennessee (Nov. 13):** Played the final 24 offensive snaps at LT, coming in for an injured David Bakhtiari (knee) in the third quarter...It marked his first action at the LT spot in an NFL regular-season game.

► **At Washington (Nov. 20):** Appeared on a career-high 31 snaps on offense, taking over at RG for an injured Don Barclay (shoulder) to start the second half...Played 27 snaps at RG before moving over to LT for Bakhtiari (coach's decision) for the final four plays.

► **At Philadelphia (Nov. 28):** Made his first NFL start, opening at RG with T.J. Lang (foot) sidelined and Barclay (shoulder) limited...Played all 71 snaps, protecting Rodgers as the line didn't allow a sack and provided time for him to complete 30 of 39 passes for 313 yards and two TDs for a 116.7 passer rating...The zero-sack game came against an Eagles defense that entered the contest ranked No. 7 in the league in sacks with 26...Helped the offense register its fourth straight game with 385-plus yards (387), the longest single-season streak by the Packers since 2013 (Weeks 1-5)...Part of an offense that converted 10 of 14 third downs, a 71.4 conversion rate that is the best by an NFL team this season and the best by Green Bay since at Minnesota on Oct. 27, 2013 (13 of 18, 72.2 percent).

► **Vs. Houston (Dec. 4):** Started at RG for the second straight game and played all 58 snaps...Was part of a line that allowed just one sack of Rodgers on the afternoon...Helped give Rodgers time to complete 20 of 30 passes for 209 yards and two TDs with no INTs for a 108.9 rating, his third straight game with a 100-plus rating.

44 James Starks, RB, 7th Year, Buffalo

• Played in all 16 games for the second straight season in 2015 and recorded career highs in starts (four), rushing yards (601), receptions (43), receiving yards (392), receiving TDs (three) and yards from scrimmage (993).

• Was was one of just five RBs in the league to register 600-plus rushing

yards and 390-plus receiving yards in 2015.

- Rushed for 493 yards and a career-high three TDs on 89 carries in 2013, an average of 5.54 yards per carry that ranked No. 1 in the NFL among players with 80-plus attempts.

- Posted a league-leading 315 rushing yards in the 2010 postseason, third most ever by a rookie RB in the postseason behind only Washington's Timmy Smith (342 in 1987) and Baltimore's Jamal Lewis (338 in 2000).

2016 SEASON: Has played in eight games with four starts and has 142 yards rushing on 61 carries (2.3 avg.) with 19 catches for 134 yards (7.1 avg.) and two TDs...Was sidelined for four games due to an injured knee (Weeks 6-9).

►**At Jacksonville (Sept. 11):** Had four carries for 7 yards (1.8 avg.) and a 6-yard catch in 18 snaps of action.

►**At Minnesota (Sept. 18):** Posted a 16-yard reception and 3 rushing yards on seven carries (0.4 avg.).

►**Vs. Detroit (Sept. 25):** Registered a 9-yard catch and had one carry for -1 yards.

►**Vs. N.Y. Giants (Oct. 9):** Saw his most significant action of the season with RB Eddie Lacy sidelined with an ankle injury for much of the second half...Posted 33 rushing yards on 12 carries (2.8 avg.) and added three receptions for 19 yards (6.3 avg.).

►**Vs. Dallas (Oct. 16):** Inactive (knee).

►**Vs. Chicago (Oct. 20):** Inactive (knee).

►**At Atlanta (Oct. 30):** Inactive (knee).

►**Vs. Indianapolis (Nov. 6):** Inactive (knee).

►**At Tennessee (Nov. 13):** Returned to action after missing four games, starting the game and rushing for 33 yards on seven carries (4.7 avg.)...Added three catches for 11 yards (3.7 avg.), highlighted by his 13-yard TD reception on a screen late in the first half...It marked his first TD grab since Week 14 last season vs. Dallas.

►**At Washington (Nov. 20):** Started and played 33 snaps, finishing with a season-high five receptions for 46 yards (9.2 avg.) and a TD with 25 yards rushing on nine carries (2.8 avg.)...On the first play of the fourth quarter, found himself wide open to the right of Rodgers on third down, catching the screen pass and going untouched for a 31-yard TD, the longest catch of his career.

►**At Philadelphia (Nov. 28):** Started and played a season-high 54 snaps, rushing for 41 yards on 17 carries (2.4 avg.) and catching five passes for 27 yards (5.4 avg.).

►**Vs. Houston (Dec. 4):** Started and had four carries for 1 yard (0.3 avg.).

65 Lane Taylor, G, 4th Year, Oklahoma State

- Started the first games of his career in 2015, opening at RG at Detroit in Week 13 in place of an injured T.J. Lang and at LG in Week 17 vs. Minnesota with Josh Sitton sliding to LT in place of an injured David Bakhtiari.

- Played in all 16 contests in 2014, seeing limited action on offense at both guard spots and as an extra lineman, and on special teams.

- Was one of three rookie free agents to make Green Bay's opening-day roster in 2013.

2016 SEASON: Has started all 12 games at LG...Part of a line that has helped the Packers rank in the top 10 in the NFL in third-down conversions (No. 2, 47.9), time of possession (No. 5, 31:18), first downs (tied for No. 7, 264), 10-play drives (tied for No. 4, 26) and passing yards (No. 10, 261.2).

►**At Jacksonville (Sept. 11):** Started at LG and played all 64 snaps...Helped protect QB Aaron Rodgers as he was sacked just one time on the afternoon and as he threw for 199 yards and two TDs on 20-of-34 passing with a rushing TD.

►**At Minnesota (Sept. 18):** Started at LG and played all 71 snaps.

►**Vs. Detroit (Sept. 25):** Started at LG and played all 54 snaps, helping to clear the way for RB Eddie Lacy's season-high 103 yards rushing on just 17 carries (6.1 avg.)...Also protected Rodgers as he threw a season-high four TD passes, with all of them coming in the first half.

►**Vs. N.Y. Giants (Oct. 9):** Started at LG and played all 80 snaps, helping the offense record season bests for total yards (406), rushing yards (147), first downs (23) and time of possession (36:38)...Part of a line that did not allow a sack of Rodgers and helped clear the way for Lacy's 81

rushing yards on just 11 carries (7.4 avg.).

►**Vs. Dallas (Oct. 16):** Started at LG and played all 70 snaps, helping the offense post season highs for total first downs (24) and passing first downs (17)...Protected Rodgers as he completed 31 of 42 passes for 294 yards and a TD with one INT and was sacked just once on the afternoon.

►**Vs. Chicago (Oct. 20):** Started at LG and appeared on all 87 plays, helping the offense record 406 total yards (tied for the season high) and a 39:36 time of possession, the best mark by Green Bay since Oct. 27, 2013, at Minnesota (40:54)...Protected Rodgers as he completed a franchise-record 39 passes, including 10-plus passes to three different players (WRs Davante Adams, Randall Cobb and Ty Montgomery), only the second time in NFL history (New England Patriots, Nov. 13, 1994) that a team has accomplished that feat in a game.

►**At Atlanta (Oct. 30):** Started at LG and played all 62 snaps, helping protect Rodgers as he threw for 246 yards and four TDs on 28-of-38 passing...Helped the offense rack up 108 rushing yards on 19 carries (5.7 avg.).

►**Vs. Indianapolis (Nov. 6):** Started at LG and played all 69 snaps, helping the offense register 405 total yards...Protected Rodgers as he threw for 297 yards and three TDs on 26-of-43 passing, his third straight game with three-plus TD passes.

►**At Tennessee (Nov. 13):** Started at LG and played all 78 snaps, helping the offense record 402 total yards, the third 400-yard outing in the last four games.

►**At Washington (Nov. 20):** Started at LG and played all 70 snaps, helping to protect Rodgers as he threw for 351 yards and three TDs on 26-of-41 passing, only the third time in his career that he posted back-to-back 350-yard passing games (2009, 2011)...Part of an offense that posted a season-high 424 total yards, its third straight game with 400-plus yards, only the second time the Packers have done so in the last seven seasons (Weeks 8, 10-11 in 2014).

►**At Philadelphia (Nov. 28):** Started at LG and played all 71 snaps, protecting Rodgers as the line didn't allow a sack and provided time for him to complete 30 of 39 passes for 313 yards and two TDs for a 116.7 passer rating...The zero-sack game came against an Eagles defense that entered the contest ranked No. 7 in the league in sacks with 26...Helped the offense register its fourth straight game with 385-plus yards (387), the longest single-season streak by the Packers since 2013 (Weeks 1-5)...Part of an offense that converted 10 of 14 third downs, a 71.4 conversion rate that is the best by an NFL team this season and the best by Green Bay since at Minnesota on Oct. 27, 2013 (13 of 18, 72.2 percent).

►**Vs. Houston (Dec. 4):** Started at LG and played all 58 snaps as part of a line that allowed just one sack of Rodgers on the afternoon...Helped give Rodgers time to complete 20 of 30 passes for 209 yards and two TDs with no INTs for a 108.9 rating, his third straight game with a 100-plus rating.

48 Joe Thomas, LB, 2nd Year, South Carolina State

- Played in 14 games in 2015 and registered 24 tackles (16 solo), a sack, a forced fumble, five QB hits, four pressures and two passes defended.

- Added nine tackles on special teams, which was tied for No. 4 on the team.

- Was with the Packers during the 2015 offseason and preseason before being waived on Sept. 5, 2015. Was signed to Green Bay's 53-man roster on Sept. 21, 2015, from the Dallas Cowboys' practice squad.

- Entered the league with the Packers as an undrafted free agent in May 2014. Was on Green Bay's practice squad for the final eight games of the 2014 regular season and both playoff contests.

2016 SEASON: Has played in all 12 games with three starts and has recorded 48 tackles (36 solo), two tackles for a loss, two QB hits, two QB pressures, an interception, a fumble recovery and five passes defended...Has posted two tackles on special teams.

►**At Jacksonville (Sept. 11):** Played 25 snaps on defense and recorded three tackles (two solo) and his first career interception...The INT came on his first snap of the season when he picked off QB Blake Bortles' pass intended for WR Marqise Lee that was deflected by CB Quinten Rollins at the Jacksonville 41...On the play, initially came on a blitz up the middle before turning back to head up the field and make the interception, returning it 9 yards to help set up the Green Bay offense for its first score of the day...Was one of a host of defenders to bring down WR Allen Hurns for

a 1-yard loss on fourth-and-1 with 23 seconds remaining to secure the 27-23 victory for Green Bay.

►**At Minnesota (Sept. 18):** Appeared on 17 plays on defense and 18 on special teams...Registered a career-high five tackles (all solo), including a tackle for a loss when he drilled RB Jerick McKinnon for a 1-yard loss on a pass in the flat in the first quarter.

►**Vs. Detroit (Sept. 25):** Played 38 snaps on defense and recorded three tackles (all solo)...Led the defense with a career-high two passes defended, including one midway through the fourth quarter when he made a leaping deflection of QB Matthew Stafford's pass deep over the middle intended for TE Eric Ebron, a pass that he nearly intercepted...Added a tackle on special teams.

►**Vs. N.Y. Giants (Oct. 9):** Appeared on a season-high 41 plays and posted two tackles (one solo) and a pass defended...Jumped to make a deflection of QB Eli Manning's pass intended for WR Sterling Shepard in the fourth quarter on a third down to force a punt.

►**Vs. Dallas (Oct. 16):** Played 10 snaps on defense and recorded an assisted tackle and his first career fumble recovery...Late in the first quarter, recovered a QB Dak Prescott fumble forced by LB Julius Peppers on a sack, catching the ball in the air and returning it 6 yards to the Green Bay 30.

►**Vs. Chicago (Oct. 20):** Appeared on 17 plays on defense and 16 on special teams.

►**At Atlanta (Oct. 30):** Played 22 snaps on defense and 11 on special teams...Recorded five tackles (four solo) on defense.

►**Vs. Indianapolis (Nov. 6):** Posted three tackles (all solo) in 13 snaps of action on defense.

►**At Tennessee (Nov. 13):** Was a last-minute starter at ILB after Jake Ryan sustained an ankle injury covering Green Bay's first punt of the day... Played all 60 defensive snaps, joining S Ha Ha Clinton-Dix as the only Packers to do so, and registered seven tackles (four solo)...Recovered Titans K Ryan Succop's surprise onside kick on the opening kickoff of the game, giving Green Bay the ball at the Tennessee 49...Added a tackle on special teams.

►**At Washington (Nov. 20):** Played every defensive snap for the second straight week, starting in place of an injured Ryan (ankle), and posted a career-high eight tackles (four solo)...Early in the first quarter, came up the middle to bring down RB Robert Kelley for a 3-yard loss at the Washington 3.

►**At Philadelphia (Nov. 28):** Started and played all 59 snaps, his third straight game appearing on every defensive play...Registered five tackles (four solo), two QB pressures and two QB hits...Late in the first half, chased down QB Carson Wentz and put a hit on him to force an incomplete pass.

►**Vs. Houston (Dec. 4):** Played 63 of 66 snaps on defense, finishing with seven tackles (six solo) and a pass defended...Late in the fourth quarter, turned and ran down the seam with TE C.J. Fiedorowicz, breaking up QB Brock Osweiler's pass intended for him near midfield.

73 JC Tretter, C/G, 4th Year, Cornell

• Saw the most significant action of his career in 2015, appearing in all 16 games with three starts at center in place of an injured Corey Linsley.

• Has seen game action at center, left guard and both tackle spots during his NFL career.

• Was on track to be the starting center in 2014, opening at that position for the first three preseason contests that year, but sustained a knee injury vs. Oakland (Aug. 22) that would sideline him for the first half of the season.

• Played in the final eight regular-season games and both playoff contests. Spent the majority of his rookie campaign in 2013 on reserve/physically unable to perform after sustaining a significant ankle injury during the first practice of Organized Team Activities in the spring.

2016 SEASON: Has started all seven games he has played in at C... Part of a line that has helped the Packers rank in the top 10 in the NFL in third-down conversions (No. 2, 47.9), time of possession (No. 5, 31:18), first downs (tied for No. 7, 264), 10-play drives (tied for No. 4, 26) and passing yards (No. 10, 261.2)...Has been inactive for five games (Weeks 9-13) due to a knee injury.

►**At Jacksonville (Sept. 11):** Started at C and played all 64 snaps...

Helped protect QB Aaron Rodgers as he was sacked just one time on the afternoon and as he threw for 199 yards and two TDs on 20-of-34 passing with a rushing TD.

►**At Minnesota (Sept. 18):** Started at C and appeared on all 71 offensive plays...Had a key fumble recovery in the first quarter, diving on a fumble by QB Aaron Rodgers on a sack at the Green Bay 12.

►**Vs. Detroit (Sept. 25):** Started at C and played all 54 snaps, helping to clear the way for RB Eddie Lacy's season-high 103 yards rushing on just 17 carries (6.1 avg.)...Also protected Rodgers as he threw a season-high four TD passes, with all of them coming in the first half.

►**Vs. N.Y. Giants (Oct. 9):** Started at C and played all 80 snaps, helping the offense record season bests for total yards (406), rushing yards (147), first downs (23) and time of possession (36:38)...Part of a line that did not allow a sack of Rodgers and helped clear the way for Lacy's 81 rushing yards on just 11 carries (7.4 avg.).

►**Vs. Dallas (Oct. 16):** Started at C and played all 70 snaps, helping the offense post season highs for total first downs (24) and passing first downs (17)...Protected Rodgers as he completed 31 of 42 passes for 294 yards and a TD with one INT and was sacked just once on the afternoon.

►**Vs. Chicago (Oct. 20):** Started at C and appeared on all 87 plays, helping the offense record 406 total yards (tied for the season high) and a 39:36 time of possession, the best mark by Green Bay since Oct. 27, 2013, at Minnesota (40:54)...Protected Rodgers as he completed a franchise-record 39 passes, including 10-plus passes to three different players (WRs Davante Adams, Randall Cobb and Ty Montgomery), only the second time in NFL history (New England Patriots, Nov. 13, 1994) that a team has accomplished that feat in a game.

►**At Atlanta (Oct. 30):** Started at C and played all 62 snaps, helping protect Rodgers as he threw for 246 yards and four TDs on 28-of-38 passing...Helped the offense rack up 108 rushing yards on 19 carries (5.7 avg.)...Sustained a knee injury on the second-to-last play of the game.

►**Vs. Indianapolis (Nov. 6) – Vs. Houston (Dec. 4):** Inactive (knee).

National Football League Game Summary

NFL Copyright © 2016 by The National Football League. All rights reserved. This summary and play-by-play is for the express purpose of assisting media in their coverage of the game; any other use of this material is prohibited without the written permission of the National Football League. Updated: 12/5/2016

Date: Sunday, 12/4/2016

Houston Texans at Green Bay Packers

Start Time: 12:02 PM CST

at Lambeau Field, Green Bay, WI

Game Day Weather

Played Outdoor on Turf: DD GrassMaster

Temp: 32° F (0.0° C) Humidity: 90%, Wind: S 8 mph
Wind Chill: 25

Officials

Referee: Steratore, Gene (114) Umpire: Schuster, Bill (89) Head Linesman: Spanier, Mike (90)
Line Judge: Arthur, Gary (108) Side Judge: Waggoner, Bob (25) Field Judge: Weatherford, Mike (116)
Back Judge: Paganelli, Dino (105) Replay Official: Weidner, Paul ()

Lineups

Houston Texans			Green Bay Packers				
Offense		Defense	Offense		Defense		
WR 10	D.Hopkins	RDE 95	C.Covington	WR 87	J.Nelson	NT 98	L.Guion
LT 76	D.Brown	NT 75	V.Wilfork	WR 17	D.Adams	DT 76	M.Daniels
LG 71	X.Su'a-Filo	JACK 97	U.Kamalu	LT 69	D.Bakhtiari	LOLB 56	J.Peppers
C 65	G.Mancz	SAM 59	W.Mercilus	LG 65	L.Taylor	ILB 47	J.Ryan
RG 79	J.Allen	MIKE 56	B.Cushing	C 63	C.Linsley	ILB 52	C.Matthews
RT 74	C.Clark	WILL 55	B.McKinney	RG 78	J.Spriggs	ROLB 53	N.Perry
TE 87	C.Fiedorowicz	CB 25	K.Jackson	RT 75	B.Bulaga	LCB 23	D.Randall
WR 15	W.Fuller	LCB 24	J.Joseph	TE 89	J.Cook	RCB 36	L.Gunter
WR 13	B.Miller	FS 43	C.Moore	WR 18	R.Cobb	CB 24	Q.Rollins
QB 17	B.Osweiler	SS 27	Q.Demps	QB 12	A.Rodgers	SS 42	M.Burnett
RB 26	L.Miller	RCB 21	A.Bouye	RB 44	J.Starks	FS 21	H.Clinton-Dix

Substitutions

K 8 N.Novak, P 9 S.Lechler, WR 12 K.Mumphery, S 20 D.Jones, RB 28 A.Blue, CB 31 C.James, CB 32 R.Nelson, RB 33 A.Hunt, S 35 E.Pleasant, RB 41 J.Grimes, FB 45 J.Prosch, LS 46 J.Weeks, ILB 50 A.Dent, ILB 52 B.Peters, ILB 53 M.Bullough, T 63 K.Lamm, C 68 T.Bergstrom, TE 84 R.Griffin, TE 89 S.Anderson, DE 93 J.Heath, DE 94 A.Smith, NT 98 D.Reader

Substitutions

K 2 M.Crosby, P 10 J.Schum, FB 22 A.Ripkowski, S 25 M.Evans, CB 28 J.Hawkins, S 29 K.Brice, RB 32 C.Michael, DB 33 M.Hyde, FB 40 J.Kerridge, LB 48 J.Thomas, LB 54 C.Bradford, LS 61 B.Goode, DT 64 M.Pennel, T/G 67 D.Barclay, T 68 K.Murphy, WR 81 G.Allison, TE 82 R.Rodgers, WR 83 J.Janis, WR 88 T.Montgomery, LB 91 J.Elliott, DE 94 D.Lowry, DE/LB 95 D.Jones, DT 97 K.Clark

Did Not Play

QB 5 B.Weeden, S 29 A.Hal

Did Not Play

QB 7 B.Hundley

Not Active

QB 3 T.Savage, WR 11 J.Strong, RB 34 T.Ervin, OLB 51 J.Simon, G 73 J.Walker, G 78 O.Aboushi, DE 90 J.Clowney

Not Active

WR 11 T.Davis, CB 20 M.Dorleant, LB 50 B.Martinez, LB 51 K.Fackrell, G 70 T.Lang, C/G 73 J.Tretter, DT 99 C.Ringo

Field Goals (made () & missed)

		1	2	3	4	OT	Total
VISITOR:	Houston Texans	0	0	7	6	0	13
HOME:	Green Bay Packers	0	7	0	14	0	21

Scoring Plays

Team	Qtr	Time	Play Description (Extra Point) (Drive Info)	Visitor	Home
Packers	2	8:02	R.Cobb 9 yd. pass from A.Rodgers (M.Crosby kick) (10-50, 5:58)	0	7
Texans	3	7:32	R.Griffin 6 yd. pass from B.Osweiler (N.Novak kick) (10-63, 4:57)	7	7
Packers	4	12:42	J.Nelson 32 yd. pass from A.Rodgers (M.Crosby kick) (12-98, 5:20)	7	14
Packers	4	4:11	A.Ripkowski 3 yd. run (M.Crosby kick) (8-89, 4:41)	7	21
Texans	4	1:51	D.Hopkins 44 yd. pass from B.Osweiler (kick failed, wr) (6-78, 2:20)	13	21

Paid Attendance: 77,867

Time: 3:08

Houston Texans vs Green Bay Packers
12/4/2016 at Lambeau Field

Final Individual Statistics

Houston Texans

RUSHING	ATT	YDS	AVG	LG	TD
J.Grimes	5	43	8.6	14	0
A.Blue	5	38	7.6	25	0
L.Miller	14	22	1.6	5	0
B.Osweiler	3	20	6.7	9	0
Total	27	123	4.6	25	0

PASSING	ATT	CMP	YDS	SK/YD	TD	LG	IN	RT
B.Osweiler	35	22	202	2/18	2	44	0	97.6
Total	35	22	202	2/18	2	44	0	97.6

PASS RECEIVING	TAR	REC	YDS	AVG	LG	TD
C.Fiedorowicz	9	6	44	7.3	13	0
W.Fuller	6	5	59	11.8	24	0
R.Griffin	6	4	35	8.8	18	1
D.Hopkins	8	3	58	19.3	44	1
A.Blue	2	2	3	1.5	12	0
J.Grimes	1	1	15	15.0	15	0
L.Miller	1	1	-4	-4.0	7	0
B.Miller	2	0	0	0.0	0	0
B.Osweiler	0	0	-8	0.0	-8	0
Total	35	22	202	9.2	44	2

INTERCEPTIONS	NO	YDS	AVG	LG	TD
Total	0	0	0	0	0

PUNTING	NO	YDS	AVG	NET	TB	IN20	LG
S.Lechler	5	205	41.0	32.2	0	2	52
Total	5	205	41.0	32.2	0	2	52

PUNT RETURNS	NO	YDS	AVG	FC	LG	TD
W.Fuller	1	16	16.0	1	16	0
[DOWNED]	1	0	0.0	0	0	0
[OUT OF BOUNDS]	1	0	0.0	0	0	0
[TOUCHBACK]	1	0	0.0	0	0	0
Total	1	16	16.0	1	16	0

KICKOFF RETURNS	NO	YDS	AVG	FC	LG	TD
A.Hunt	3	66	22.0	0	29	0
[TOUCHBACK]	1	0	0.0	0	0	0
Total	3	66	22.0	0	29	0

Green Bay Packers

RUSHING	ATT	YDS	AVG	LG	TD
T.Montgomery	6	40	6.7	13	0
C.Michael	9	19	2.1	7	0
J.Janis	1	19	19.0	19	0
A.Rodgers	3	16	5.3	11	0
A.Ripkowski	3	14	4.7	10	1
J.Starks	4	1	0.3	4	0
Total	26	109	4.2	19	1

PASSING	ATT	CMP	YDS	SK/YD	TD	LG	IN	RT
A.Rodgers	30	20	209	1/9	2	32	0	108.9
Total	30	20	209	1/9	2	32	0	108.9

PASS RECEIVING	TAR	REC	YDS	AVG	LG	TD
J.Nelson	10	8	118	14.8	32	1
J.Cook	4	3	19	6.3	10	0
R.Cobb	3	3	19	6.3	9	1
T.Montgomery	3	2	16	8.0	10	0
R.Rodgers	2	2	16	8.0	9	0
D.Adams	7	1	17	17.0	17	0
A.Ripkowski	1	1	4	4.0	4	0
Total	30	20	209	10.5	32	2

INTERCEPTIONS	NO	YDS	AVG	LG	TD
Total	0	0	0	0	0

PUNTING	NO	YDS	AVG	NET	TB	IN20	LG
J.Schum	5	215	43.0	35.8	1	3	48
Total	5	215	43.0	35.8	1	3	48

PUNT RETURNS	NO	YDS	AVG	FC	LG	TD
R.Cobb	2	44	22.0	1	23	0
M.Evans	1	0	0.0	0	0	0
[DOWNED]	1	0	0.0	0	0	0
Total	3	44	14.7	1	23	0

KICKOFF RETURNS	NO	YDS	AVG	FC	LG	TD
T.Montgomery	1	39	39.0	0	39	0
J.Janis	1	28	28.0	0	28	0
Total	2	67	33.5	0	39	0

Houston Texans

FUMBLES	FUM	LOST	OWN-REC	YDS	TD	FORCED	OPP-REC	YDS	TD	OUT-BDS
R.Griffin	1	1	0	0	0	0	0	0	0	0
W.Mercilus	0	0	0	0	0	0	1	0	0	0
Total	1	1	0	0	0	0	1	0	0	0

Green Bay Packers

FUMBLES	FUM	LOST	OWN-REC	YDS	TD	FORCED	OPP-REC	YDS	TD	OUT-BDS
A.Rodgers	1	1	0	-3	0	0	0	0	0	0
L.Gunter	0	0	0	0	0	1	0	0	0	0
M.Burnett	0	0	0	0	0	0	1	35	0	0
Total	1	1	0	-3	0	1	1	35	0	0

Houston Texans vs Green Bay Packers
12/4/2016 at Lambeau Field

Final Team Statistics

	Visitor Texans	Home Packers
TOTAL FIRST DOWNS	17	16
By Rushing	8	7
By Passing	9	9
By Penalty	0	0
THIRD DOWN EFFICIENCY	6-15-40%	4-12-33%
FOURTH DOWN EFFICIENCY	1-2-50%	1-2-50%
TOTAL NET YARDS	307	309
Total Offensive Plays (inc. times thrown passing)	64	57
Average gain per offensive play	4.8	5.4
NET YARDS RUSHING	123	109
Total Rushing Plays	27	26
Average gain per rushing play	4.6	4.2
Tackles for a loss-number and yards	3-11	3-6
NET YARDS PASSING	184	200
Times thrown - yards lost attempting to pass	2-18	1-9
Gross yards passing	202	209
PASS ATTEMPTS-COMPLETIONS-HAD INTERCEPTED	35-22-0	30-20-0
Avg gain per pass play (inc.# thrown passing)	5.0	6.5
KICKOFFS Number-In End Zone-Touchbacks	3-0-0	4-3-1
PUNTS Number and Average	5-41.0	5-43.0
Had Blocked	0	0
FGs - PATs Had Blocked	0-0	0-0
Net Punting Average	32.2	35.8
TOTAL RETURN YARDAGE (Not Including Kickoffs)	16	44
No. and Yards Punt Returns	1-16	3-44
No. and Yards Kickoff Returns	3-66	2-67
No. and Yards Interception Returns	0-0	0-0
PENALTIES Number and Yards	3-12	4-30
FUMBLES Number and Lost	1-1	1-1
TOUCHDOWNS	2	3
Rushing	0	1
Passing	2	2
EXTRA POINTS Made-Attempts	1-2	3-3
Kicking Made-Attempts	1-2	3-3
FIELD GOALS Made-Attempts	0-0	0-0
RED ZONE EFFICIENCY	1-1-100%	2-3-67%
GOAL TO GO EFFICIENCY	0-0-0%	1-1-100%
SAFETIES	0	0
FINAL SCORE	13	21
TIME OF POSSESSION	31:31	28:29

Houston Texans vs Green Bay Packers
12/4/2016 at Lambeau Field

Ball Possession And Drive Chart

Houston Texans

#	Time Recd	Time Lost	Time Poss	How Ball Obtained	Drive Began	# Play	Yds Gain	Yds Pen	Net Yds	1st Down	Last Scrm	How Given Up
1	15:00	10:42	4:18	Kickoff	HST 25	8	26	5	31	2	50	Fumble
2	8:19	6:03	2:16	Fumble	HST 5	4	12	5	17	1	HST 22	Punt
3	4:41	14:00	5:41	Punt	HST 20	10	31	0	31	2	GB 49	Downs
4	8:02	5:06	2:56	Kickoff	HST 35	4	13	0	13	1	HST 48	Punt
5	4:03	3:38	0:25	Punt	HST 11	3	0	0	0	0	HST 11	Punt
6	1:37	0:00	1:37	Punt	HST 11	5	27	0	27	1	HST 31	End of Half
7	12:29	7:32	4:57	Punt	HST 37	10	63	0	63	4	* GB 6	Touchdown
8	6:09	3:02	3:07	Downs	HST 47	6	17	0	17	1	GB 36	Punt
9	12:42	8:52	3:50	Kickoff	HST 15	7	41	0	41	2	GB 44	Punt
10	4:11	1:51	2:20	Kickoff	HST 22	6	88	-10	78	3	GB 44	Touchdown
11	0:04	0:00	0:04	Punt	HST 12	1	-11	0	-11	0	HST 12	End of Game

(240) Average HST 22

Green Bay Packers

#	Time Recd	Time Lost	Time Poss	How Ball Obtained	Drive Began	# Play	Yds Gain	Yds Pen	Net Yds	1st Down	Last Scrm	How Given Up
1	10:42	8:19	2:23	Fumble	HST 24	6	17	2	19	1	* HST 2	Fumble
2	6:03	4:41	1:22	Punt	GB 47	3	6	0	6	0	HST 47	Punt
3	14:00	8:02	5:58	Downs	50	10	50	0	50	4	* HST 9	Touchdown
4	5:06	4:03	1:03	Punt	GB 40	3	5	0	5	0	GB 45	Punt
5	3:38	1:37	2:01	Punt	GB 28	5	21	0	21	1	GB 49	Punt
6	15:00	12:29	2:31	Kickoff	GB 30	3	1	0	1	0	GB 31	Punt
7	7:32	6:09	1:23	Kickoff	GB 44	4	9	0	9	0	HST 48	Downs
8	3:02	12:42	5:20	Punt	GB 2	12	108	-10	98	5	HST 32	Touchdown
9	8:52	4:11	4:41	Punt	GB 11	8	89	0	89	5	* HST 3	Touchdown
10	1:51	0:04	1:47	Kickoff	HST 48	3	0	0	0	0	HST 48	Punt

(380) Average GB 38

* inside opponent's 20

Time of Possession by Quarter		1st	2nd	3rd	4th	OT	Total
Visitor	Houston Texans	11:15	5:58	8:04	6:14		31:31
Home	Green Bay Packers	3:45	9:02	6:56	8:46		28:29

Kickoff Drive No.-Start Average

Texans: 4 - HST 24

Packers: 2 - GB 37

Houston Texans vs Green Bay Packers
12/4/2016 at Lambeau Field

Final Defensive Statistics

Houston Texans	Regular Defensive Plays											Special Teams					Misc			
	TKL	AST	COMB	SK	/ YDS	TFL	Q	IN	PD	FF	FR	TKL	AST	FF	FR	BL	TKL	AST	FF	FR
Q.Demps	7	0	7	0	0	1	0	0	0	0	0	0	0	0	0	0	0	0	0	0
B.Cushing	2	4	6	0	0	0	1	0	0	0	0	0	0	0	0	0	0	0	0	0
K.Jackson	5	0	5	0	0	0	0	0	0	0	0	0	0	0	0	0	0	0	0	0
B.McKinney	3	2	5	0	0	0	0	0	0	0	0	0	0	0	0	0	0	0	0	0
W.Mercilus	4	0	4	1	9	2	1	0	0	0	1	0	0	0	0	0	0	0	0	0
C.Moore	4	0	4	0	0	1	0	0	0	0	0	1	0	0	0	0	0	0	0	0
J.Joseph	4	0	4	0	0	0	0	0	0	0	0	0	0	0	0	0	0	0	0	0
A.Bouye	3	1	4	0	0	0	0	0	0	0	0	0	0	0	0	0	0	0	0	0
A.Smith	2	0	2	0	0	0	1	0	0	0	0	0	0	0	0	0	0	0	0	0
E.Pleasant	2	0	2	0	0	0	0	0	0	0	0	0	0	0	0	0	0	0	0	0
D.Reader	1	0	1	0	0	1	1	0	0	0	0	0	0	0	0	0	0	0	0	0
R.Nelson	1	0	1	0	0	0	0	0	0	0	0	1	1	0	0	0	0	0	0	0
V.Wilfork	1	0	1	0	0	0	0	0	0	0	0	0	0	0	0	0	0	0	0	0
C.Covington	1	0	1	0	0	0	0	0	0	0	0	0	0	0	0	0	0	0	0	0
C.James	1	0	1	0	0	0	0	0	0	0	0	0	0	0	0	0	0	0	0	0
J.Heath	0	1	1	0	0	0	0	0	0	0	0	0	0	0	0	0	0	0	0	0
U.Kamalu	0	1	1	0	0	0	0	0	0	0	0	0	0	0	0	0	0	0	0	0
A.Dent	0	0	0	0	0	0	0	0	0	0	0	1	0	0	0	0	0	0	0	0
A.Blue	0	0	0	0	0	0	0	0	0	0	0	1	0	0	0	0	0	0	0	0
K.Mumphery	0	0	0	0	0	0	0	0	0	0	0	1	0	0	0	0	0	0	0	0
S.Lechler	0	0	0	0	0	0	0	0	0	0	0	0	1	0	0	0	0	0	0	0
W.Fuller	0	0	0	0	0	0	0	0	0	0	0	0	0	0	0	0	1	0	0	0
Total	41	9	50	1	9	5	4	0	0	0	1	5	2	0	0	0	1	0	0	0

TKL = Tackle AST = Assist COMB = Combined QH=QB Hit IN = Interception PD = Pass Defense FF = Forced Fumble FR = Fumble Recovery

Green Bay Packers	Regular Defensive Plays											Special Teams					Misc			
	TKL	AST	COMB	SK	/ YDS	TFL	QH	IN	PD	FF	FR	TKL	AST	FF	FR	BL	TKL	AST	FF	FR
M.Burnett	7	2	9	0	0	0	1	0	1	0	1	0	0	0	0	0	0	0	0	0
H.Clinton-Dix	6	1	7	0	0	0	0	0	0	0	0	0	0	0	0	0	0	0	0	0
J.Peppers	4	1	5	1	10	1	1	0	0	0	0	0	0	0	0	0	0	0	0	0
J.Thomas	4	1	5	0	0	0	0	0	1	0	0	0	0	0	0	0	0	0	0	0
D.Jones	4	0	4	0	0	0	1	0	0	0	0	0	0	0	0	0	0	0	0	0
J.Ryan	3	1	4	0	0	1	1	0	0	0	0	0	0	0	0	0	0	0	0	0
M.Hyde	3	1	4	0	0	0	0	0	1	0	0	0	0	0	0	0	0	0	0	0
N.Perry	3	1	4	0	0	0	0	0	0	0	0	0	0	0	0	0	0	0	0	0
L.Guion	3	1	4	0	0	2	0	0	0	0	0	0	0	0	0	0	0	0	0	0
L.Gunter	3	0	3	0	0	0	0	0	2	1	0	0	0	0	0	0	0	0	0	0
Q.Rollins	3	0	3	0	0	0	0	0	1	0	0	0	0	0	0	0	0	0	0	0
D.Randall	1	1	2	0	0	0	0	0	0	0	0	0	0	0	0	0	0	0	0	0
D.Lowry	1	0	1	1	8	1	1	0	1	0	0	0	0	0	0	0	0	0	0	0
M.Pennel	1	0	1	0	0	1	0	0	0	0	0	0	0	0	0	0	0	0	0	0
J.Hawkins	0	0	0	0	0	0	0	0	0	0	0	2	0	0	0	0	0	0	0	0
J.Elliott	0	0	0	0	0	0	0	0	0	0	0	1	0	0	0	0	0	0	0	0
A.Ripkowski	0	0	0	0	0	0	0	0	0	0	0	1	0	0	0	0	0	0	0	0
T.Montgomery	0	0	0	0	0	0	0	0	0	0	0	0	0	0	0	0	1	0	0	0
Total	46	10	56	2	18	6	5	0	7	1	1	4	0	0	0	0	1	0	0	0

Play By Play

First Quarter

12/4/2016

GB wins the coin toss and elects to defer. HST elects to Receive, and GB elects to defend the north goal.

M.Crosby kicks 65 yards from GB 35 to end zone, Touchback.

Houston Texans at 15:00

1-10-HST 25	(15:00) (Shotgun) L.Miller left tackle to HST 26 for 1 yard (N.Perry).	
2-9-HST 26	(14:25) (Shotgun) B.Osweiler scrambles up the middle to HST 29 for 3 yards (N.Perry).	
3-6-HST 29	(13:43) (Shotgun) B.Osweiler scrambles right end to HST 38 for 9 yards (Q.Rollins).	R1
<u>1-10-HST 38</u>	(13:09) (No Huddle) B.Osweiler pass incomplete short right to D.Hopkins. <i>PENALTY on GB-L.Guion, Defensive Offside, 5 yards, enforced at HST 38 - No Play.</i>	
1-5-HST 43	(13:03) L.Miller left end to HST 47 for 4 yards (J.Ryan, N.Perry).	
2-1-HST 47	(12:24) B.Osweiler pass short right to C.Fiedorowicz to HST 49 for 2 yards (M.Burnett).	P2
<u>1-10-HST 49</u>	(11:43) B.Osweiler pass incomplete short right to R.Griffin (M.Burnett) [D.Jones].	
2-10-HST 49	(11:37) K.Lamm reported in as eligible. L.Miller up the middle to 50 for 1 yard (N.Perry).	
3-9-50	(10:56) (Shotgun) B.Osweiler pass short left to R.Griffin to GB 44 for 6 yards (L.Gunter). FUMBLES (L.Gunter), RECOVERED by GB-M.Burnett at GB 41. M.Burnett to HST 24 for 35 yards (W.Fuller).	

Green Bay Packers at 10:42

1-10-HST 24	(10:42) (Shotgun) J.Starks right end to HST 20 for 4 yards (C.Moore, B.Cushing).	
2-6-HST 20	(10:06) (No Huddle, Shotgun) A.Rodgers pass short left to J.Cook to HST 21 for -1 yards (Q.Demps).	
3-7-HST 21	(9:23) (Shotgun) A.Rodgers pass short right to J.Cook pushed ob at HST 11 for 10 yards (C.Moore).	P1
<u>1-10-HST 11</u>	(8:49) (Shotgun) A.Rodgers pass short left to J.Nelson to HST 4 for 7 yards (A.Bouye).	
2-3-HST 4	(8:43) (No Huddle) A.Rodgers pass incomplete short left to J.Nelson. <i>PENALTY on HST-A.Smith, Defensive Offside, 2 yards, enforced at HST 4 - No Play.</i>	
2-1-HST 2	(8:38) (Shotgun) A.Rodgers pass incomplete short middle to J.Nelson. Timeout #1 by HST at 08:30.	
3-1-HST 2	(8:29) A.Rodgers FUMBLES (Aborted) at HST 2, RECOVERED by HST-W.Mercilus at HST 5. W.Mercilus to HST 5 for no gain (T.Montgomery).	

Houston Texans at 8:19

1-10-HST 5	(8:19) <i>PENALTY on GB-L.Guion, Neutral Zone Infraction, 5 yards, enforced at HST 5 - No Play.</i>	
1-5-HST 10	(8:19) A.Blue right tackle to HST 16 for 6 yards (M.Hyde).	R3
<u>1-10-HST 16</u>	(7:42) A.Blue left end to HST 13 for -3 yards (L.Guion).	
2-13-HST 13	(7:05) (Shotgun) J.Grimes up the middle to HST 22 for 9 yards (M.Burnett).	
3-4-HST 22	(6:19) (Shotgun) B.Osweiler pass incomplete short left to D.Hopkins [M.Burnett].	
4-4-HST 22	(6:15) S.Lechler punts 52 yards to GB 26, Center-J.Weeks. R.Cobb pushed ob at GB 47 for 21 yards (C.Moore).	

Green Bay Packers at 6:03

1-10-GB 47	(6:03) (Shotgun) A.Rodgers pass short left to J.Nelson pushed ob at HST 44 for 9 yards (A.Bouye).	
2-1-HST 44	(5:57) (No Huddle, Shotgun) J.Starks right tackle to HST 44 for no gain (W.Mercilus).	
3-1-HST 44	(5:30) (No Huddle, Shotgun) J.Starks left end to HST 47 for -3 yards (C.Moore).	
4-4-HST 47	(4:51) J.Schum punts 47 yards to end zone, Center-B.Goode, Touchback.	

Houston Texans at 4:41

1-10-HST 20	(4:41) (Shotgun) L.Miller right end to HST 16 for -4 yards (J.Ryan).	
2-14-HST 16	(4:04) (Shotgun) B.Osweiler pass short right to L.Miller to HST 23 for 7 yards (J.Peppers).	
3-7-HST 23	(3:18) (Shotgun) J.Grimes up the middle to HST 31 for 8 yards (J.Thomas, J.Peppers).	R4
<u>1-10-HST 31</u>	(2:39) B.Osweiler pass incomplete short right to D.Hopkins (Q.Rollins).	
2-10-HST 31	(2:35) (Shotgun) L.Miller up the middle to HST 34 for 3 yards (D.Jones).	
3-7-HST 34	(1:55) (Shotgun) B.Osweiler scrambles left tackle to HST 42 for 8 yards (L.Gunter).	R5
<u>1-10-HST 42</u>	(1:12) K.Lamm reported in as eligible. L.Miller left tackle to HST 44 for 2 yards (J.Thomas).	
2-8-HST 44	(:33) L.Miller right tackle to HST 47 for 3 yards (D.Jones).	

END OF QUARTER

	Score	Time Poss	First Downs				Efficiencies	
			R	P	X	T	3 Down	4 Down
Houston Texans	0	11:15	4	1	0	5	3/5	0/0
Green Bay Packers	0	3:45	0	1	0	1	1/3	0/0

Second Quarter

12/4/2016

Play By Play

Houston Texans continued.

- 3-5-HST 47 (15:00) (Shotgun) B.Osweiler pass short left to C.Fiedorowicz to GB 49 for 4 yards (M.Burnett).
 4-1-GB 49 (14:06) K.Lamm reported in as eligible. A.Blue left tackle to GB 49 for no gain (D.Jones, H.Clinton-Dix).

Green Bay Packers at 14:00

- 1-10-50 (14:00) Yard marker changed due to change of possession. C.Michael right tackle to HST 43 for 7 yards (Q.Demps).
 2-3-HST 43 (13:18) (Shotgun) C.Michael left guard to HST 41 for 2 yards (B.McKinney, B.Cushing).
 3-1-HST 41 (12:37) (Shotgun) C.Michael left end to HST 42 for -1 yards (W.Mercilus, A.Bouye).
 4-2-HST 42 (11:49) K.Murphy reported in as eligible. C.Michael left end to HST 37 for 5 yards (Q.Demps). R2
1-10-HST 37 (11:15) (Shotgun) A.Rodgers pass short right to J.Nelson to HST 31 for 6 yards (J.Joseph).
 2-4-HST 31 (10:32) (Shotgun) A.Rodgers pass short left to T.Montgomery to HST 25 for 6 yards (B.Cushing). P3
1-10-HST 25 (9:41) (Shotgun) T.Montgomery left guard to HST 20 for 5 yards (Q.Demps, B.McKinney).
 2-5-HST 20 (9:02) (Shotgun) A.Rodgers pass short right to J.Nelson ran ob at HST 13 for 7 yards (K.Jackson) [D.Reader]. P4
1-10-HST 13 (8:55) (Shotgun) A.Rodgers pass short left to A.Ripkowski to HST 9 for 4 yards (Q.Demps).
 2-6-HST 9 (8:10) (Shotgun) **A.Rodgers pass short middle to R.Cobb for 9 yards, TOUCHDOWN.** P5
 M.Crosby extra point is GOOD, Center-B.Goode, Holder-J.Schum.

HST 0 GB 7, 10 plays, 50 yards, 5:58 drive, 6:58 elapsed

M.Crosby kicks 59 yards from GB 35 to HST 6. A.Hunt to HST 35 for 29 yards (J.Hawkins).

Houston Texans at 8:02, (1st play from scrimmage 7:55)

- 1-10-HST 35 (7:55) (Shotgun) B.Osweiler pass short right to W.Fuller pushed ob at HST 45 for 10 yards (M.Burnett). P6
1-10-HST 45 (7:20) L.Miller up the middle to HST 45 for no gain (J.Thomas, L.Guion).
 2-10-HST 45 (6:44) B.Osweiler sacked at HST 37 for -8 yards (D.Lowry).
 3-18-HST 37 (5:57) (Shotgun) B.Osweiler pass short right to W.Fuller to HST 48 for 11 yards (L.Gunter).
 4-7-HST 48 (5:20) S.Lechler punts 35 yards to GB 17, Center-J.Weeks. R.Cobb to GB 40 for 23 yards (S.Lechler; R.Nelson).

Green Bay Packers at 5:06

- 1-10-GB 40 (5:06) C.Michael up the middle to GB 45 for 5 yards (Q.Demps, J.Heath).
 2-5-GB 45 (4:21) (Shotgun) A.Rodgers pass incomplete deep right to D.Adams.
 3-5-GB 45 (4:16) (Shotgun) A.Rodgers pass incomplete short left to T.Montgomery.
 4-5-GB 45 (4:10) J.Schum punts 44 yards to HST 11, Center-B.Goode, fair catch by W.Fuller.

Houston Texans at 4:03

- 1-10-HST 11 (4:03) (Shotgun) B.Osweiler pass incomplete short left to D.Hopkins (L.Gunter).
 2-10-HST 11 (3:59) (Shotgun) B.Osweiler pass incomplete deep right to B.Miller.
 3-10-HST 11 (3:54) (Shotgun) B.Osweiler pass incomplete short middle to B.Miller. HST-B.Miller was injured during the play.
 4-10-HST 11 (3:46) S.Lechler punts 51 yards to GB 38, Center-J.Weeks. M.Evans to GB 38 for no gain (A.Dent).
PENALTY on GB-J.Hawkins, Offensive Holding, 10 yards, enforced at GB 38.

Green Bay Packers at 3:38

- 1-10-GB 28 (3:38) (Shotgun) A.Rodgers pass short right to J.Nelson pushed ob at GB 36 for 8 yards (J.Joseph).
 2-2-GB 36 (3:08) (Shotgun) A.Ripkowski right guard to GB 46 for 10 yards (B.McKinney). R6
1-10-GB 46 (2:30) (Shotgun) A.Rodgers pass short left to R.Cobb to GB 49 for 3 yards (K.Jackson).

Two-Minute Warning

- 2-7-GB 49 (2:00) (Shotgun) A.Rodgers pass incomplete short right to J.Nelson [B.Cushing].
 3-7-GB 49 (1:52) (Shotgun) A.Rodgers pass incomplete short middle to D.Adams.
 4-7-GB 49 (1:47) J.Schum punts 40 yards to HST 11, Center-B.Goode, downed by GB-J.Hawkins.

Houston Texans at 1:37

- 1-10-HST 11 (1:37) (Shotgun) B.Osweiler pass short left to C.Fiedorowicz to HST 19 for 8 yards (M.Hyde).
 2-2-HST 19 (1:12) (No Huddle, Shotgun) B.Osweiler pass short left to C.Fiedorowicz ran ob at HST 32 for 13 yards (H.Clinton-Dix). P7
1-10-HST 32 (1:05) (No Huddle, Shotgun) B.Osweiler pass short middle to C.Fiedorowicz to HST 41 for 9 yards (M.Burnett).
 Timeout #2 by HST at 00:56.
 2-1-HST 41 (:56) (Shotgun) B.Osweiler sacked at HST 31 for -10 yards (J.Peppers).
 3-11-HST 31 (:10) (Shotgun) J.Grimes up the middle to HST 38 for 7 yards (M.Burnett; J.Thomas).

Houston Texans vs Green Bay Packers at Lambeau Field

END OF QUARTER

	Score	Time Poss	First Downs				Efficiencies	
			R	P	X	T	3 Down	4 Down
Houston Texans	0	5:58	0	2	0	2	0/4	0/1
Green Bay Packers	7	9:02	2	3	0	5	0/3	1/1

Third Quarter

12/4/2016

Play By Play

GB elects to Receive, and HST elects to defend the goal.

N.Novak kicks 63 yards from HST 35 to GB 2. J.Janis pushed ob at GB 30 for 28 yards (A.Blue).

Green Bay Packers at 15:00, (1st play from scrimmage 14:53)

- 1-10-GB 30 (14:53) (Shotgun) J.Starks up the middle to GB 30 for no gain (B.McKinney; B.Cushing).
 2-10-GB 30 (14:09) (No Huddle, Shotgun) A.Rodgers sacked at GB 21 for -9 yards (W.Mercilus).
 3-19-GB 21 (13:23) (Shotgun) A.Rodgers pass short middle to T.Montgomery to GB 31 for 10 yards (Q.Demps).
 4-9-GB 31 (12:42) J.Schum punts 48 yards to HST 21, Center-B.Goode. W.Fuller to HST 37 for 16 yards (J.Hawkins).

Houston Texans at 12:29

- 1-10-HST 37 (12:29) (Shotgun) B.Osweiler pass incomplete short middle to C.Fiedorowicz (D.Lowry).
 2-10-HST 37 (12:25) (Shotgun) L.Miller up the middle to HST 38 for 1 yard (J.Peppers).
 3-9-HST 38 (11:47) (Shotgun) B.Osweiler pass deep right to W.Fuller to GB 38 for 24 yards (H.Clinton-Dix, D.Randall). P8
1-10-GB 38 (11:18) (No Huddle) B.Osweiler pass short right to C.Fiedorowicz pushed ob at GB 30 for 8 yards (M.Burnett).
 2-2-GB 30 (10:38) L.Miller up the middle to GB 26 for 4 yards (H.Clinton-Dix). R9
1-10-GB 26 (9:54) B.Osweiler pass short middle to D.Hopkins to GB 15 for 11 yards (M.Burnett; J.Ryan). P10
1-10-GB 15 (9:13) B.Osweiler pass incomplete short right to C.Fiedorowicz.
 2-10-GB 15 (9:09) K.Lamm reported in as eligible. L.Miller right tackle to GB 11 for 4 yards (J.Ryan).
 3-6-GB 11 (8:24) (Shotgun) J.Grimes up the middle to GB 6 for 5 yards (D.Jones).
 Timeout #1 by HST at 07:37.
 4-1-GB 6 (7:37) (Shotgun) B.Osweiler pass short right to R.Griffin for 6 yards, TOUCHDOWN. P11
 N.Novak extra point is GOOD, Center-J.Weeks, Holder-S.Lechler.

HST 7 GB 7, 10 plays, 63 yards, 4:57 drive, 7:28 elapsed
--

N.Novak kicks 60 yards from HST 35 to GB 5. T.Montgomery pushed ob at GB 44 for 39 yards (R.Nelson).

Green Bay Packers at 7:32, (1st play from scrimmage 7:24)

- 1-10-GB 44 (7:24) A.Rodgers pass incomplete deep left to D.Adams.
 2-10-GB 44 (7:17) C.Michael left guard to GB 45 for 1 yard (U.Kamalu; B.Cushing).
 3-9-GB 45 (6:33) (Shotgun) A.Rodgers pass short left to R.Cobb pushed ob at HST 48 for 7 yards (A.Bouye).
 Timeout #2 by HST at 06:16.
 4-2-HST 48 (6:16) (Shotgun) A.Ripkowski left guard to HST 47 for 1 yard (V.Wilfork).

Houston Texans at 6:09

- 1-10-HST 47 (6:09) L.Miller right tackle to HST 49 for 2 yards (J.Peppers).
 2-8-HST 49 (5:25) L.Miller up the middle to HST 45 for -4 yards (M.Pennel).
 3-12-HST 45 (4:44) (Shotgun) J.Grimes up the middle to GB 41 for 14 yards (H.Clinton-Dix, M.Hyde). R12
1-10-GB 41 (4:05) K.Lamm reported in as eligible. L.Miller right tackle to GB 36 for 5 yards (L.Guion).
 2-5-GB 36 (3:20) (Shotgun) B.Osweiler pass incomplete short middle to D.Hopkins.
 3-5-GB 36 (3:15) (Shotgun) B.Osweiler pass incomplete deep left to D.Hopkins.
 4-5-GB 36 (3:10) S.Lechler punts 34 yards to GB 2, Center-J.Weeks, downed by HST-D.Jones.

Green Bay Packers at 3:02

- 1-10-GB 2 (3:02) (Shotgun) A.Rodgers pass incomplete deep left to D.Adams.
 2-10-GB 2 (2:55) (Shotgun) A.Rodgers pass short right to R.Rodgers to GB 11 for 9 yards (J.Joseph).
 3-1-GB 11 (2:13) T.Montgomery right end pushed ob at GB 24 for 13 yards (J.Joseph). HST-J.Joseph was injured during the play. R7
1-10-GB 24 (1:51) (Shotgun) A.Rodgers pass short middle to R.Rodgers to GB 31 for 7 yards (B.McKinney).
PENALTY on GB-D.Adams, Illegal Block Above the Waist, 10 yards, enforced at GB 31.
 1-13-GB 21 (1:10) (Shotgun) A.Rodgers scrambles right end ran ob at GB 26 for 5 yards (C.Covington).
 2-8-GB 26 (:33) (Shotgun) A.Rodgers pass incomplete deep right to D.Adams.
 3-8-GB 26 (:23) (Shotgun) A.Rodgers pass short left to J.Cook to GB 36 for 10 yards (E.Pleasant). P8

END OF QUARTER

	Score	Time Poss	First Downs				Efficiencies	
			R	P	X	T	3 Down	4 Down
Houston Texans	7	8:04	2	3	0	5	2/4	1/1
Green Bay Packers	7	6:56	1	1	0	2	2/4	0/1

Fourth Quarter

12/4/2016

Play By Play

Green Bay Packers continued.

<u>1-10-GB 36</u>	(15:00) (Shotgun) A.Rodgers pass deep right to D.Adams pushed ob at HST 47 for 17 yards (K.Jackson).	P9
<u>1-10-HST 47</u>	(14:15) (Shotgun) T.Montgomery up the middle to HST 43 for 4 yards (W.Mercilus).	
2-6-HST 43	(13:39) (Shotgun) A.Rodgers scrambles right end to HST 32 for 11 yards (C.James).	R10
<u>1-10-HST 32</u>	(12:54) (Shotgun) A.Rodgers pass incomplete deep right to D.Adams [A.Smith].	
2-10-HST 32	(12:50) (Shotgun) A.Rodgers pass deep left to J.Nelson for 32 yards, TOUCHDOWN.	P11
	M.Crosby extra point is GOOD, Center-B.Goode, Holder-J.Schum.	

HST 7 GB 14, 12 plays, 98 yards, 5:20 drive, 2:18 elapsed
--

M.Crosby kicks 65 yards from GB 35 to HST 0. A.Hunt to HST 15 for 15 yards (J.Elliott).

Houston Texans at 12:42, (1st play from scrimmage 12:37)

1-10-HST 15	(12:37) (Shotgun) B.Osweiler pass short left to W.Fuller to HST 18 for 3 yards (Q.Rollins).	
2-7-HST 18	(12:00) K.Lamm reported in as eligible. A.Blue right tackle to HST 28 for 10 yards (M.Burnett).	R13
<u>1-10-HST 28</u>	(11:20) B.Osweiler pass incomplete deep left to W.Fuller (L.Gunter).	
2-10-HST 28	(11:14) (Shotgun) A.Blue right end pushed ob at GB 47 for 25 yards (H.Clinton-Dix).	R14
<u>1-10-GB 47</u>	(10:39) (Shotgun) B.Osweiler pass short right to A.Blue to HST 44 for -9 yards (L.Guion) [J.Ryan].	
2-19-HST 44	(9:51) (Shotgun) B.Osweiler pass short right to A.Blue to GB 44 for 12 yards (D.Randall).	
3-7-GB 44	(9:04) (Shotgun) B.Osweiler pass incomplete short right to C.Fiedorowicz (M.Hyde).	
4-7-GB 44	(8:59) S.Lechler punts 33 yards to GB 11, Center-J.Weeks, fair catch by R.Cobb.	

Green Bay Packers at 8:52

1-10-GB 11	(8:52) T.Montgomery right tackle to GB 14 for 3 yards (A.Smith).	
2-7-GB 14	(8:16) (Shotgun) A.Rodgers pass deep right to J.Nelson pushed ob at GB 35 for 21 yards (C.Moore).	P12
<u>1-10-GB 35</u>	(7:29) T.Montgomery left end to GB 46 for 11 yards (E.Pleasant).	R13
<u>1-10-GB 46</u>	(6:42) (Shotgun) A.Rodgers pass incomplete deep left to J.Cook.	
	Timeout #1 by GB at 06:37.	
2-10-GB 46	(6:37) T.Montgomery right end to 50 for 4 yards (R.Nelson).	
3-6-50	(5:54) (Shotgun) A.Rodgers pass deep left to J.Nelson to HST 22 for 28 yards (K.Jackson).	P14
<u>1-10-HST 22</u>	(5:06) J.Janis left end to HST 3 for 19 yards (K.Jackson).	R15
<u>1-3-HST 3</u>	(4:18) K.Murphy reported in as eligible. A.Ripkowski up the middle for 3 yards, TOUCHDOWN.	R16
	M.Crosby extra point is GOOD, Center-B.Goode, Holder-J.Schum.	

HST 7 GB 21, 8 plays, 89 yards, 4:41 drive, 10:49 elapsed
--

M.Crosby kicks 65 yards from GB 35 to HST 0. A.Hunt to HST 22 for 22 yards (A.Ripkowski).

Houston Texans at 4:11, (1st play from scrimmage 4:04)

1-10-HST 22	(4:04) (Shotgun) B.Osweiler pass short left to W.Fuller to HST 28 for 6 yards (H.Clinton-Dix).	
2-4-HST 28	(3:35) (No Huddle, Shotgun) B.Osweiler pass incomplete deep middle to R.Griffin (J.Thomas).	
3-4-HST 28	(3:30) (Shotgun) B.Osweiler pass short middle to R.Griffin to HST 33 for 5 yards (M.Hyde).	P15
<u>1-10-HST 33</u>	(3:02) (No Huddle, Shotgun) B.Osweiler pass short middle to J.Grimes to HST 48 for 15 yards (J.Thomas).	P16
<u>1-10-HST 48</u>	(2:28) (No Huddle, Shotgun) B.Osweiler pass short middle to R.Griffin to GB 41 for 11 yards (M.Burnett).	
	<i>PENALTY on HST-R.Griffin, Offensive Pass Interference, 10 yards, enforced at HST 48 - No Play.</i>	
1-20-HST 38	(2:16) (No Huddle, Shotgun) B.Osweiler pass short right to R.Griffin to GB 44 for 18 yards (Q.Rollins).	

Two-Minute Warning

2-2-GB 44	(2:00) (Shotgun) B.Osweiler pass deep right to D.Hopkins for 44 yards, TOUCHDOWN.	P17
	N.Novak extra point is No Good, Wide Right, Center-J.Weeks, Holder-S.Lechler.	

HST 13 GB 21, 6 plays, 78 yards, 2:20 drive, 13:09 elapsed

N.Novak kicks onside 13 yards from HST 35 to HST 48. D.Adams (didn't try to advance) to HST 48 for no gain (K.Mumphery).

Green Bay Packers at 1:51, (1st play from scrimmage 1:50)

1-10-HST 48	(1:50) C.Michael left guard to HST 47 for 1 yard (B.Cushing).	
	Timeout #3 by HST at 01:44.	
2-9-HST 47	(1:44) C.Michael up the middle to HST 46 for 1 yard (A.Smith).	
	Timeout #2 by GB at 00:58.	
3-8-HST 46	(:58) C.Michael left end to HST 48 for -2 yards (D.Reader).	

Houston Texans vs Green Bay Packers at Lambeau Field

Timeout #3 by GB at 00:12.

4-10-HST 48 (:12) J.Schum punts 36 yards to HST 12, Center-B.Goode, out of bounds.

Houston Texans at 0:04

1-10-HST 12 (:04) (Shotgun) B.Osweiler pass short right to D.Hopkins to HST 15 for 3 yards. Lateral to W.Fuller to HST 20 for 5 yards. Lateral to L.Miller to HST 9 for -11 yards. Lateral to B.Osweiler to HST 1 for -8 yards. B.Osweiler pass short left to J.Grimes to HST 2 for 1 yard.
PENALTY on HST-B.Osweiler, Illegal Forward Pass, 0 yards, enforced at HST 1.

END OF QUARTER

	Score	Time	First Downs				Efficiencies	
		Poss	R	P	X	T	3 Down	4 Down
Houston Texans	13	6:14	2	3	0	5	1/2	0/0
Green Bay Packers	21	8:46	4	4	0	8	1/2	0/0

Miscellaneous Statistics Report

Houston Texans vs Green Bay Packers

12/4/2016 at Lambeau Field

Ten Longest Plays for Houston Texans

Yards	Qtr	Play Start	Play Description
44	4	2-2-GB 44	(2:00) (Shotgun) B.Osweiler pass deep right to D.Hopkins for 44 yards, TOUCHDOWN.
25	4	2-10-HST 28	(11:14) (Shotgun) A.Blue right end pushed ob at GB 47 for 25 yards (H.Clinton-Dix).
24	3	3-9-HST 38	(11:47) (Shotgun) B.Osweiler pass deep right to W.Fuller to GB 38 for 24 yards (H.Clinton-Dix, D.Randall).
18	4	1-20-HST 38	(2:16) (No Huddle, Shotgun) B.Osweiler pass short right to R.Griffin to GB 44 for 18 yards (Q.Rollins).
15	4	1-10-HST 33	(3:02) (No Huddle, Shotgun) B.Osweiler pass short middle to J.Grimes to HST 48 for 15 yards (J.Thomas).
14	3	3-12-HST 45	(4:44) (Shotgun) J.Grimes up the middle to GB 41 for 14 yards (H.Clinton-Dix, M.Hyde).
13	2	2-2-HST 19	(1:12) (No Huddle, Shotgun) B.Osweiler pass short left to C.Fiedorowicz ran ob at HST 32 for 13 yards (H.Clinton-Dix).
12	4	2-19-HST 44	(9:51) (Shotgun) B.Osweiler pass short right to A.Blue to GB 44 for 12 yards (D.Randall).
11	2	3-18-HST 37	(5:57) (Shotgun) B.Osweiler pass short right to W.Fuller to HST 48 for 11 yards (L.Gunter).
11	3	1-10-GB 26	(9:54) B.Osweiler pass short middle to D.Hopkins to GB 15 for 11 yards (M.Burnett; J.Ryan).

Ten Longest Plays for Green Bay Packers

Yards	Qtr	Play Start	Play Description
32	4	2-10-HST 32	(12:50) (Shotgun) A.Rodgers pass deep left to J.Nelson for 32 yards, TOUCHDOWN.
28	4	3-6-50	(5:54) (Shotgun) A.Rodgers pass deep left to J.Nelson to HST 22 for 28 yards (K.Jackson).
21	4	2-7-GB 14	(8:16) (Shotgun) A.Rodgers pass deep right to J.Nelson pushed ob at GB 35 for 21 yards (C.Moore).
19	4	1-10-HST 22	(5:06) J.Janis left end to HST 3 for 19 yards (K.Jackson).
17	4	1-10-GB 36	(15:00) (Shotgun) A.Rodgers pass deep right to D.Adams pushed ob at HST 47 for 17 yards (K.Jackson).
13	3	3-1-GB 11	(2:13) T.Montgomery right end pushed ob at GB 24 for 13 yards (J.Joseph). HST-J.Joseph was injured during the play.
11	4	2-6-HST 43	(13:39) (Shotgun) A.Rodgers scrambles right end to HST 32 for 11 yards (C.James).
11	4	1-10-GB 35	(7:29) T.Montgomery left end to GB 46 for 11 yards (E.Pleasant).
10	1	3-7-HST 21	(9:23) (Shotgun) A.Rodgers pass short right to J.Cook pushed ob at HST 11 for 10 yards (C.Moore).
10	2	2-2-GB 36	(3:08) (Shotgun) A.Ripkowski right guard to GB 46 for 10 yards (B.McKinney).

Touchdown Scoring Information

		Offense	Defense	Special Teams
VISITOR	Houston Texans	2	0	0
HOME	Green Bay Packers	3	0	0

Player Scoring Information

Club	Player	TD	Rush TD	Rec TD	KO TD	Punt TD	Int TD	Fum TD	Misc TD	FG	XP	2Pt Rush	2Pt Rec	Sfty	Points
HST	D.Hopkins	0	0	1	0	0	0	0	0	0	0	0	0	0	6
HST	R.Griffin	0	0	1	0	0	0	0	0	0	0	0	0	0	6
HST	N.Novak	0	0	0	0	0	0	0	0	0	1	0	0	0	1
GB	A.Ripkowski	0	1	0	0	0	0	0	0	0	0	0	0	0	6
GB	R.Cobb	0	0	1	0	0	0	0	0	0	0	0	0	0	6
GB	J.Nelson	0	0	1	0	0	0	0	0	0	0	0	0	0	6
GB	M.Crosby	0	0	0	0	0	0	0	0	0	3	0	0	0	3

Possession Detail

	First Half		Second Half		Game	
	Visitor	Home	Visitor	Home	Visitor	Home
Largest Lead	0	7	0	14	0	14
Drives Leading	0	2	0	3	0	5
Time of Possession Leading	0:00	3:04	0:00	8:59	0:00	12:03
Largest Deficit	-7	0	-14	0	-14	0
Drives Trailing	3	0	4	0	7	0
Time of Possession Trailing	4:58	0:00	11:11	0:00	16:09	0:00
Times Score Tied Up		0		1		1
Lead Changes		1		1		2

Playtime Percentage

Percent of playtime per player on offense, defense and special teams

Houston Texans					Green Bay Packers								
		Offense	Defense	Special Teams			Offense	Defense	Special Teams				
D Brown	T	66	100%	2	9%	B Bulaga	T	58	100%	3	14%		
J Allen	G	66	100%	2	9%	D Bakhtiari	T	58	100%	3	14%		
B Osweiler	QB	66	100%			J Spriggs	T	58	100%	3	14%		
D Hopkins	WR	66	100%			L Taylor	G	58	100%				
X Su'a-Filo	G	66	100%			C Linsley	C	58	100%				
G Mancz	C	66	100%			A Rodgers	QB	58	100%				
C Clark	T	62	94%	2	9%	J Nelson	WR	55	95%				
W Fuller	WR	52	79%	5	23%	D Adams	WR	49	84%	1	5%		
C Fiedorowicz	TE	46	70%			R Cobb	WR	44	76%	5	23%		
L Miller	RB	31	47%			T Montgomery	WR	29	50%	9	41%		
K Mumphery	WR	27	41%	3	14%	J Cook	TE	29	50%	1	5%		
B Miller	WR	27	41%			R Rodgers	TE	27	47%	3	14%		
J Grimes	RB	25	38%	16	73%	A Ripkowski	FB	24	41%	12	55%		
R Griffin	TE	17	26%	2	9%	C Michael	RB	11	19%				
J Prosch	FB	12	18%	3	14%	J Starks	RB	7	12%	5	23%		
K Lamm	T	12	18%	2	9%	J Kerridge	FB	5	9%	10	45%		
A Blue	RB	9	14%	12	55%	G Allison	WR	5	9%	1	5%		
S Anderson	TE	8	12%	10	45%	K Murphy	T	3	5%				
A Hunt	RB	2	3%	7	32%	J Janis	WR	2	3%	16	73%		
W Mercilus	LB		58	100%	7	32%	H Clinton-Dix	FS		66	100%	4	18%
A Bouye	CB		58	100%	3	14%	M Burnett	SS		66	100%	4	18%
Q Demps	SS		58	100%			J Thomas	LB		63	95%	8	36%
B Cushing	LB		58	100%			L Gunter	CB		63	95%	7	32%
C Moore	FS		51	88%	20	91%	Q Rollins	CB		63	95%	2	9%
K Jackson	CB		50	86%			J Peppers	LB		58	88%	6	27%
B McKinney	LB		46	79%	3	14%	D Jones	LB		56	85%	13	59%
U Kamalu	DE		39	67%			D Randall	CB		48	73%		
J Joseph	CB		37	64%			M Daniels	DT		45	68%	2	9%
D Reader	NT		33	57%	5	23%	J Ryan	LB		38	58%	1	5%
V Wilfork	NT		31	53%	3	14%	L Guion	NT		36	55%	3	14%
C Covington	DE		26	45%	7	32%	C Matthews	LB		29	44%		
A Smith	DE		26	45%			M Hyde	SS		26	39%	11	50%
J Heath	DE		17	29%			J Elliott	LB		24	36%	18	82%
E Pleasant	SS		15	26%	9	41%	D Lowry	DE		18	27%		
M Bullough	LB		9	16%	17	77%	N Perry	LB		12	18%		
A Dent	LB		9	16%	17	77%	M Pannel	DT		8	12%	3	14%
C James	CB		9	16%	8	36%	K Clark	DT		7	11%	2	9%
R Nelson	CB		7	12%	16	73%	C Bradford	LB				19	86%
B Peters	LB		2	3%	20	91%	K Brice	FS				16	73%
D Jones	FS				20	91%	J Hawkins	CB				13	59%
S Lechler	P			7	32%	M Evans	SS					12	55%
J Weeks	LS			7	32%	J Schum	P					8	36%
N Novak	K			5	23%	B Goode	LS					8	36%
T Bergstrom	C			2	9%	M Crosby	K					7	32%

