



# *PACKERS WEEKLY MEDIA INFORMATION PACKET*

*GREEN BAY PACKERS vs CHICAGO BEARS*

*SUNDAY, DECEMBER 18, 2016 @ 12 NOON CST • SOLDIER FIELD*





# THE DOPE SHEET

OFFICIAL PROGRAM AND PUBLICATION, ACME-PACKERS FOOTBALL TEAM.

Packers Public Relations • Lambeau Field Atrium • 1265 Lombardi Avenue • Green Bay, WI 54304 • 920/569-7500 • 920/569-7201 fax  
Jason Wahlers, Aaron Popkey, Sarah Quick, Tom Fanning, Nathan LoCascio, Katie Hermesen

**VOL. XVIII; NO. 22**

**WEEK 15**

## GREEN BAY (7-6) AT CHICAGO (3-10)

Sunday, Dec. 18 • Soldier Field • 12 p.m. CST

### PACKERS TRAVEL TO CHICAGO TO PLAY THE BEARS

The Green Bay Packers return to the road to take on the Chicago Bears at Soldier Field. The Packers have won four consecutive games against the Bears in December, three of which were played in Chicago.



- ▶ Green Bay won the first matchup between the two teams this season, 26-10, in Week 7.
- ▶ Sunday will mark game No. 194 in the NFL's oldest rivalry. The Bears hold a 94-93-6 edge in the series, which includes two playoff games (1-1).
- ▶ Including a 2010 playoff victory at Chicago, Green Bay has won 19 of the last 23 meetings between the rivals at Soldier Field.
- ▶ The Packers have won at Chicago in the regular season each of the last five years.
- ▶ It will be the 10th time since 2000 that the Packers have played at Chicago in December/January during the regular season. Green Bay is 6-3 in those contests.
- ▶ It is the first time the Packers have played in Chicago in December since 2013, a 33-28 Green Bay victory.
- ▶ Under Head Coach **Mike McCarthy**, the Packers are 15-7 against the Bears during the regular and postseason, including wins in 11 of the last 13 games.
- ▶ In all but one of the 15 wins under McCarthy, Green Bay has scored at least 20 points.
- ▶ In the 14 seasons of the NFC North (2002-15), the Packers (eight) and Bears (three) have accounted for 11 division titles.
- ▶ This is the first of three straight games against division opponents, with two taking place on the road. It is the first time since 2006 that the Packers will finish the regular season with three straight games against NFC North opponents.
- ▶ Next week, Green Bay will play its final home game of the regular season when it hosts the Minnesota Vikings.
- ▶ The Packers will be playing on a Saturday during the regular season for the first time since 1997 and playing on Christmas Eve for the first time since 2004, when they won, 34-31, at Minnesota.

### RODGERS AND THE BEARS

- ▶ With **Aaron Rodgers** as the starting quarterback, Green Bay is 14-4 during the regular and postseason against the Bears, with one loss coming in 2013 after Rodgers left the game with an injury after the first series.
- ▶ In the 18 games against Chicago, Rodgers has an overall passer rating of 104.1 and has thrown for a passer rating of 100-plus in four of the last five matchups, including a rating of 102.2 in the first meeting this season.
- ▶ Of the players that have attempted 175 or more passes against the Bears during the regular and postseason, Rodgers' 104.1 passer rating is No. 1 in the league.
- ▶ In the last five games against the Bears, Rodgers has completed 119 of 177 passes for 1,334 yards, 17 touchdowns, one interception and a passer rating of 119.2. He has registered passer ratings of 140.0-plus in three of the five contests (140.5, 145.8, 151.2).

### WITH THE CALL

FOX Sports, now in its 23rd season as an NFL network television partner, will broadcast the game.



- ▶ Play-by-play man **Kevin Burkhardt** joins analyst **John Lynch** and sideline reporter **Pam Oliver**.
- ▶ Milwaukee's WTMJ (620 AM), airing Green Bay games since November 1929, heads up the Packers Radio Network that is made up of 50 stations in five states. **Wayne Larrivee** (play-by-play) and two-time Packers Pro Bowler **Larry McCarren** (analyst) call the action. McCarren first joined the team's broadcasts in 1995 and enters his 22nd season calling Packers games. After originally being paired together in 1999, McCarren and Larrivee enter their 18th season of broadcasts together.
- ▶ Westwood One will air the game on radio across the country. **Kevin Lee** (play-by-play) and **Ross Tucker** (analyst) will call the action while **Scott Graham** will host pre-game and halftime shows.
- ▶ The broadcast is also available on Sirius Satellite Radio (WTMJ feed).
- ▶ DIRECTV subscribers can watch the game on Channel 711.

### REGULAR SEASON

Date	Opponent	Time (CT)	TV
Sun., Sept. 11	at Jacksonville Jaguars	.....W, 27-23	63,179
Sun., Sept. 18	at Minnesota Vikings	.....L, 14-17	66,813
Sun., Sept. 25	DETROIT LIONS	.....W, 34-27	78,411
Sun., Oct. 2	BYE		
Sun., Oct. 9	NEW YORK GIANTS (Gold Pkg.)	.....W, 23-16	78,401
Sun., Oct. 16	DALLAS COWBOYS	.....L, 16-30	78,481
Thu., Oct. 20	CHICAGO BEARS	.....W, 26-10	78,217
Sun., Oct. 30	at Atlanta Falcons	.....L, 32-33	70,165
Sun., Nov. 6	INDIANAPOLIS COLTS (Gold Pkg.)	.....L, 26-31	78,437
Sun., Nov. 13	at Tennessee Titans	.....L, 25-47	69,116
Sun., Nov. 20	at Washington Redskins	.....L, 24-42	77,137
Mon., Nov. 28	at Philadelphia Eagles	.....W, 27-13	69,596
Sun., Dec. 4	HOUSTON TEXANS	.....W, 21-13	77,867
Sun., Dec. 11	SEATTLE SEAHAWKS	.....W, 38-10	78,057
Sun., Dec. 18	at Chicago Bears	.....12 p.m.	FOX
Sat., Dec. 24	MINNESOTA VIKINGS	.....12 p.m.	FOX
Sun., Jan. 1	at Detroit Lions	.....*12 p.m.	FOX

\*—Start time and broadcast may shift due to NFL flexible scheduling

### NFL POSTSEASON DATES

Jan. 7-8	.....AFC and NFC Wild Card Playoffs
Jan. 14-15	.....AFC and NFC Divisional Playoffs
Jan. 22	.....AFC and NFC Championship Games
Jan. 29	.....Pro Bowl, Aloha Stadium, Honolulu, Hawaii
Feb. 5	.....Super Bowl LI, NRG Stadium, Houston, Texas





# PACKERS VS. BEARS - WEEK 15

## DIVISIONAL DRIVE

The Packers have a 45-17-1 (.722) overall regular-season record against NFC North opponents under Head Coach **Mike McCarthy**, a divisional mark that ranks **No. 2 in the NFL** since 2006:

Team	Div. W-L Record	Pct.
1. New England	49-15-0	.766
<b>2. Green Bay</b>	<b>45-17-1</b>	<b>.722</b>
3. Indianapolis	46-19-0	.708
4. Pittsburgh	41-22-0	.651
5. Baltimore	40-24-0	.625
6. Seattle	37-25-0	.595

- ▶ In the Packers' 63 divisional games under McCarthy, they have registered a plus-36 turnover differential (**No. 2 in the NFL**).
- ▶ Green Bay ranks **No. 2 in the NFL** since 2006 in point differential against division opponents:

Team	Point Differential (Since 2006)
1. New England	plus-610
<b>2. Green Bay</b>	<b>plus-445</b>
3. Seattle	plus-423
4. Pittsburgh	plus-335
5. Indianapolis	plus-282

- ▶ Green Bay has held NFC North foes to 20 points or less in 38 of those contests, including in six of the last nine, and to 10 points or less in 14 of the games, ranking in the top five in the NFL in both categories:

Team	20 Points or Less Allowed
1. Pittsburgh	46
2. Seattle	43
3. Baltimore	42
4. San Francisco	40
<b>5. Green Bay</b>	<b>38</b>

Team	10 Points or Less Allowed
1. Seattle	23
2. Pittsburgh	20
3t. New England	16
3t. Baltimore	16
<b>5t. Green Bay</b>	<b>14</b>
5t. Cincinnati	14
7t. Denver	13
7t. Kansas City	13

- ▶ Dating back to 2014, Green Bay ranks **No. 3 in the NFL** in points per game versus division opponents:

Team	Points Per Game Allowed (Since 2014)
1. Carolina	27.7
2. Atlanta	26.8
<b>3. Green Bay</b>	<b>26.7</b>
4. Philadelphia	26.2
5. Buffalo	26.1

- ▶ Green Bay has scored 30-plus points in 23 divisional games since 2006, including one this season. The Packers' 23 games with 30-plus points against division opponents since 2006 ranks **No. 3 in the NFL**:

Team	30-Point Games vs. Division
1. New England	28
2. New Orleans	25
<b>3. Green Bay</b>	<b>23</b>
4t. Indianapolis	21
4t. Philadelphia	21
6t. Carolina	20
6t. N.Y. Giants	20

- ▶ The Packers have won 24 of 32 NFC North games with one tie at home under McCarthy, which ranks **No. 3 in the NFL** since 2006:

Team	Home Div. Record	Pct.
1. New England	27-5-0	.844
2. Indianapolis	26-6-0	.813
<b>3. Green Bay</b>	<b>24-7-1</b>	<b>.766</b>
4. Seattle	23-8-0	.742
5. Baltimore	24-9-0	.727
6. Pittsburgh	22-9-0	.710

- ▶ Green Bay's 37-34 loss at Minnesota in Week 17 of the 2012 season snapped the Packers' 12-game winning streak in regular-season NFC North games, which was the longest divisional winning streak in team history since the league went to a divisional format in 1967:

Seasons	Divisional Winning Streak
<b>1. 2010-2012</b>	<b>12</b>
2t. 1996-97, 2001-02	8
4. 1997-98	7

- ▶ Green Bay posted a winning record in divisional games in the first nine seasons under McCarthy (2006-14). The only other team in the league to accomplish that feat during that time span was the New England Patriots.
- ▶ The streak of nine straight seasons with a winning record in divisional games is also a franchise record, topping the previous mark of five straight from 2000-04.
- ▶ Among active players, Packers QB **Aaron Rodgers** leads the NFL in passer rating and is No. 2 in passing touchdowns against division opponents since the start of the 2008 season (min. 429 pass att.):

Player	Passer Rating vs. Division (Since 2008)
<b>1. Aaron Rodgers, GB</b>	<b>108.3</b>
2. Tom Brady, NE	95.6
3. Matt Ryan, ATL	94.7

Player	Passing TDs vs. Division (Since 2008)
1. Drew Brees, NO	104
<b>2. Aaron Rodgers, GB</b>	<b>103</b>
3. Eli Manning, NYG	92



## PACKERS AT BEARS - WEEK 15

### OFFENSIVE STRETCH

The Green Bay Packers offense has emerged, ranking near the top of the league both as a team and individually over the last eight weeks (since Week 7) in numerous categories:

Team	Points Per Game
1. Atlanta	32.7
2. Oakland	29.4
3. Tennessee	28.7
4. New England	28.6
<b>5. Green Bay</b>	<b>27.4</b>

Team	Games With 21-Plus Points
<b>1. Green Bay</b>	<b>8</b>
2. New England	7
3t. Atlanta	6
3t. Oakland	6
3t. Washington	6

Team	Touchdowns
<b>1t. Green Bay</b>	<b>27</b>
1t. Atlanta	27
3t. New England/Tennessee	24

Team	First Downs
1. New Orleans	192
<b>2. Green Bay</b>	<b>180</b>
3. Tampa Bay	177
4. Philadelphia	168
5. Jacksonville	167

Player	Passing Yards
1. Drew Brees, NO	2,436
<b>2. Aaron Rodgers, GB</b>	<b>2,359</b>
3. Kirk Cousins, WAS	2,350
4. Tom Brady, NE	2,094
5. Russell Wilson, SEA	2,048

Player	Passing Touchdowns
<b>1. Aaron Rodgers, GB</b>	<b>22</b>
2t. Tom Brady, NE	16
2t. Drew Brees, NO	16

Player	Completions
1. Drew Brees, NO	232
<b>2. Aaron Rodgers, GB</b>	<b>218</b>
3. Sam Bradford, MIN	216

Player	Games With 100-Plus Passer Rating
<b>1. Aaron Rodgers, GB</b>	<b>6</b>
2t. Drew Brees, NO	5
2t. Kirk Cousins, WAS	5
2t. Dak Prescott, DAL	5

Player	Passing Touchdowns Pct.
1. Marcus Mariota, TEN	7.2
<b>2. Aaron Rodgers, GB</b>	<b>6.9</b>
3. Andrew Luck, IND	6.6

Player	Receptions
1. Larry Fitzgerald, ARI	54
2. Stefon Diggs, MIN	53
3. Antonio Brown, PIT	52
<b>4t. Jordy Nelson, GB</b>	<b>49</b>
4t. David Johnson, ARI	49
<b>6t. Davante Adams, GB</b>	<b>48</b>
6t. Mike Evans, TB	48

Player	Receiving Touchdowns
<b>1. Jordy Nelson, GB</b>	<b>7</b>
<b>2t. Davante Adams, GB</b>	<b>6</b>
2t. Odell Beckham Jr., NYG	6
2t. Antonio Brown, PIT	6
2t. Mike Evans, TB	6

Player	25-Plus-Yard Receptions
<b>1t. Davante Adams, GB</b>	<b>8</b>
1t. Antonio Brown, PIT	8
3t. Robby Anderson, NYJ	7
3t. Doug Baldwin, SEA	7
3t. Tyreek Hill, KC	7

Player	100-Yard Receiving Games
1. Travis Kelce, KC	5
<b>2t. Davante Adams, GB</b>	<b>4</b>
2t. Julio Jones, ATL	4

Player	Avg. Yards/Catch (min. 35 rec.)
1. T.Y. Hilton, IND	16.2
2. Travis Kelce, KC	14.8
3. Julio Jones, ATL	14.6
4. Jamison Crowder, WAS	14.5
<b>5. Davante Adams, GB</b>	<b>14.1</b>

- ▶ QB **Aaron Rodgers** has multiple passing touchdowns in eight straight games, the longest active streak in the NFL and the second longest of his career (13-game streak in 2011).
- ▶ In Week 14, Rodgers registered a 150.8 passer rating (18 of 23, 246 yards, three TDs, no INTs), his fourth straight game with a 100-plus passer rating and his sixth 100-plus outing in the last eight contests. It marked the fourth game with a 150-plus rating in his career.
- ▶ Rodgers posted a 158.3 passer rating in the first half of Week 14 (12 of 15, 202 yards, two TDs), the third time in his career that he has posted a perfect passer rating in the first half of a game (at Cleveland in 2009, vs. Detroit in 2010).

### STAT OF THE WEEK

- ▶ The Packers posted six takeaways (five INTs, one fumble recovery) in the Week 14 win over Seattle, their first six-takeaway game since Dec. 26, 2010, vs. the N.Y. Giants. With zero giveaways, Green Bay posted a plus-six turnover differential for the first time since Oct. 27, 1991, at Tampa Bay (eight takeaways, two giveaways).
- ▶ It was Green Bay's first five-interception game since posting five at Chicago in Week 17 in 2006.
- ▶ CB **Damarious Randall** led the way, recording a career-high two interceptions and a career-best 47 return yards on the INTs.



## PACKERS AT BEARS - WEEK 15

### IN THE RED ZONE

According to STATS, QB **Aaron Rodgers** has completed 55 of 87 passes (63.2 percent) for 314 yards, 25 touchdowns, zero interceptions and a passer rating of 109.4 in the red zone this season, ranking near the top of the league in several categories:

Player	Red-Zone Passing TDs
1. <b>Aaron Rodgers, GB</b>	25
2. Drew Brees, NO	23
3t. Four players	17

Player	Red-Zone Completions
1. Drew Brees, NO	58
2. <b>Aaron Rodgers, GB</b>	55
3. Matt Ryan, ATL	45

Player	Red-Zone Passing Yards
1. Drew Brees, NO	335
2. <b>Aaron Rodgers, GB</b>	314
3. Philip Rivers, SD	298

►WR **Jordy Nelson** leads the NFL in receptions and receiving touchdowns in the red zone this season:

Player	Red-Zone Receptions
1. <b>Jordy Nelson, GB</b>	17
2. Anquan Boldin, DET	12
3t. Theo Riddick, DET	11
3t. Kyle Rudolph, MIN	11
5t. <b>Davante Adams, GB</b> , six other players	10

Player	Red-Zone Rec. TDs
1. <b>Jordy Nelson, GB</b>	10
2t. Five players	6

### GREEN BAY IN DECEMBER

Dating back to 2014, Green Bay has won eight of the 10 games it has played in December. The Packers' eight December wins since 2014 are tied for the second most in the NFL, trailing the nine wins by Pittsburgh.

- Under McCarthy, the Packers are 31-13 (.705) in the month of December, **No. 2 in the NFL**.
- Green Bay is 20-3 (.870) at home in the month of December under McCarthy, **tied for No. 1 in the NFL** (New England) since 2006.
- In eight of the first 10 seasons under McCarthy (2006-15), including each of the last five, Green Bay has won three-plus games and lost just one in the month of December.
- QB **Aaron Rodgers** has started 31 total games in the month of December, recording a passer rating of 102.8, **No. 1 in the NFL** (min. 268 att.) among active quarterbacks since 2008. His 64 passing touchdowns in the month of December rank **No. 3 in the NFL** since 2008.
- In 16 career starts at Lambeau Field in the month of December, Rodgers has completed 331 of 493 passes (67.1 percent) for 4,396 yards and 39 TDs with five INTs for a 117.3 passer rating. The Packers are 15-1 in those games.
- Rodgers is only the second player in NFL history to win 15 straight home starts in December. Tom Brady won 19 straight from 2002-12.

### ODDS AND ENDS

Below are some random notes from this season:

- The Packers have scored 21 or more points in 10 of the last 11 games. Dating back to Week 3, they are tied for the most 21-plus-point games in the NFL (Atlanta, New England) according to pro-football-reference.com.
- In Weeks 12-14, the Packers allowed 13 or fewer points in each contest, the first time doing so in three straight games since 2010 (Weeks 8-9, 11).
- Green Bay gave up one or zero sacks in three consecutive games (Weeks 12-14), the first time doing so since four straight to end the 2014 season (Weeks 14-17).
- From Weeks 12-14 the Packers have given up a total of two sacks, **tied for the second fewest in the league** over that span (New England, one).
- Green Bay is **tied for No. 4 in the NFL** in 10-play touchdown drives (12).
- The Packers' 98-yard TD drive in the fourth quarter of the Week 13 victory over Houston was the team's longest TD drive since a 99-yarder at Cleveland on Oct. 25, 2009.
- The Packers have eclipsed 400 total net yards five times this season (406 vs. N.Y. Giants and Chicago Bears / 405 vs. Indianapolis / 402 at Tennessee / 424 at Washington), tied for the fifth-most games with 400 total net yards in the NFL this season (New England/New Orleans, six; Washington, seven; Dallas, eight).
- The Packers converted 71.4 percent of third downs in Week 12 (10-14), the highest single-game third-down conversion rate in the NFL this season and the second highest under Head Coach **Mike McCarthy** (72.2 percent, 13-18, Oct. 27, 2013, at Minnesota).
- Green Bay ranks **No. 2 in the NFL** in third-down conversions this season:

Team	Third-Down Percentage
1. New Orleans	48.3
2. <b>Green Bay</b>	47.1
3. Washington	46.9
4. Tennessee	46.0

- Green Bay ranks in the **top 10 in the NFL** in both rushing yards allowed per game (**9th**, 96.2) and opponent rushes for negative yards (**tied 5th**, 44) according to STATS.
- The Packers rank **No. 6 in the NFL** in sacks/pass attempt (7.55 percent) this season and are **tied for No. 5** in sacks (33).
- QB **Aaron Rodgers** threw for 371 yards in Week 10 and 351 yards in Week 11, marking only the third time in his career he has thrown for 350-plus passing yards in back-to-back games (2009, 2011).
- In Weeks 11-12, Rodgers registered passer ratings of 115.0 and 116.7, throwing for over 300 yards and multiple touchdowns in both games.
- Rodgers has registered a passer rating of 115.0-plus in five games this season (129.3 vs. Detroit / 125.5 at Atlanta / 115.0 at Washington / 116.7 at Philadelphia / 150.8 vs. Seattle), **tied for No. 2 in the NFL** this season behind Dak Prescott (six).
- According to the Elias Sports Bureau, Green Bay recorded 23-plus first downs in five consecutive games (Weeks 5-9) in a single regular season for the first time in franchise history.
- In Week 7, Green Bay recorded 32 first downs, the most by the Packers since Nov. 27, 1983, at Atlanta (32). It tied for the second most in franchise history. Green Bay also possessed the ball for 39:36, the best mark by the team since Oct. 27, 2013, at Minnesota (40:54).



## PACKERS AT BEARS - WEEK 15

### GROUP EFFORT

The Packers have a history of relying on many receivers over the years and this season is no different.

- ▶ The Packers are one of two teams in the NFL (Washington) to have three players with 60-plus receptions and 600-plus receiving yards each this season (**Jordy Nelson** - 75 rec. for 913 yds. / **Davante Adams** - 63 rec. for 897 yds. / **Randall Cobb** - 60 rec. for 610 yds.).
- ▶ Nelson (12) and Adams (nine) are the **only teammate duo in the NFL** with seven-plus touchdown catches this season.
- ▶ Nelson is **No. 1 in the NFL** in receiving touchdowns this season and Adams is **tied for No. 4**:

Player	Receiving TDs
1. <b>Jordy Nelson, GB</b>	12
2. Antonio Brown, PIT	11
3. Mike Evans, TB	10
4t. <b>Davante Adams, GB</b>	9
4t. Odell Beckham Jr., NYG	9

- ▶ Nelson and Dallas WR Dez Bryant are the **only players in the league** with three seasons of 12-plus TD catches since 2011.
- ▶ Adams is tied for **No. 4 in the NFL** with four 100-yard receiving games this season, while Nelson is **tied for No. 9** with three.
- ▶ Adams and Tampa Bay WR Mike Evans are the only players to record 100-plus yards receiving and two-plus TDs in two games this season.
- ▶ Adams and Nelson are **tied for No. 4 in the NFL** this year with two multi-receiving touchdown games each.
- ▶ Adams is the **only player in the league this season** to have two games with four-plus receptions and a 25-plus-yard receiving average.
- ▶ For the first time in his career, Nelson posted a touchdown reception in each of the first four games of the season, becoming the first Packer to do so since WR Bill Schroeder in 2001.
- ▶ Nelson's five touchdown receptions in the first four games this season were tied for the fourth most in franchise history.
- ▶ Green Bay has had one or more players register 10-plus receptions and/or 100-plus receiving yards in 10 of the last 11 games.
- ▶ The Packers' six individual 10-catch games have come via four different players (Davante Adams-two, Ty Montgomery-two, Randall Cobb, Jordy Nelson). According to the Elias Sports Bureau, four different players having at least one 10-catch game is **tied for the most in a single season in NFL history** (2015 New England Patriots / 2013 Atlanta Falcons / 2010 Indianapolis Colts / 2002 St. Louis Rams / 1991 Buffalo Bills).
- ▶ Green Bay's six individual 10-catch games are the **most in a single season in franchise history** (five in 2004 / three in 2014, 1993, 1942).
- ▶ In Week 11, TE **Jared Cook** registered 105 yards and one touchdown on five receptions (17.5 avg.). According to the Elias Sports Bureau, Cook became only the second TE (Benjamin Watson) to register a 100-yard receiving game with three different franchises.
- ▶ Dating back to 1996, Cook's 17.5 yards-per-catch average was the third highest by a Green Bay tight end in single game (min. five receptions), according to STATS (Jermichael Finley, Oct. 5, 2009, six for 128 yards, 21.3 avg. / Richard Rodgers, Dec. 3, 2015, eight for 146 yards, 18.3 avg.).
- ▶ In Week 10, Adams became the only Packer player to register three receptions of 35-plus yards in the same game (dating back to 1991).
- ▶ Week 10 also saw Adams (six receptions for 156 yards) and Nelson (12 receptions for 126 yards, one TD) become the second pair of teammates to record 120-plus receiving yards in the same game this season (New Orleans WRs Willie Snead and Brandin Cooks in Week 1).

- ▶ In Week 9, the Packers had four players with a reception of 20-plus yards (Nelson, Adams, TE **Richard Rodgers**, WR **Jeff Janis**).
- ▶ With 12 receptions for 74 yards (6.2 avg.) in Week 8, Adams became the first Packer to have back-to-back games with 12-plus catches, and his 25 over Weeks 7-8 were a franchise record for most over a two-game span.
- ▶ Week 8 also saw three Packers post their first career TD catches in the game at Atlanta (Janis, **Geronimo Allison**, **Trevor Davis**), which was the first time an NFL team had done that since the Jets on Oct. 23, 2000.
- ▶ Allison and Davis became first rookie duo to both have a TD catch in a game for the Packers since Max McGee and Joe Johnson on Dec. 12, 1954.
- ▶ According to the Elias Sports Bureau, in Week 7 the Packers became just the second team in NFL history to feature three players with 10-plus catches in a game (Adams, 13; Cobb, 11; Montgomery, 10), joining the New England Patriots (Leroy Thompson, Ben Coates, Michael Timpson) vs. Minnesota on Nov. 13, 1994.
- ▶ Adams' 13 receptions for 132 yards (10.2 avg.) and two touchdowns against Chicago tied for the second-most receptions in a single game in franchise history (Don Hutson, 13 receptions vs. Cleveland, Oct. 18, 1942, and 14 vs. N.Y. Giants on Nov. 22, 1942).
- ▶ Montgomery became the first Packer to post back-to-back games with 10-plus catches (10 vs. Dallas in Week 6) since WR Sterling Sharpe in 1993 (Oct. 10, Oct. 24). Adams joined him in Weeks 7 (13) and 8 (12). The only other player to accomplish that feat in a single season in team annals is Hutson in 1942 (Nov. 15, Nov. 22).
- ▶ Montgomery recorded 60 yards rushing and 66 yards receiving in Week 7, becoming the first Green Bay player since RB Ahman Green (63 rushing/68 receiving) at Detroit on Sept. 24, 2006, to register 60-plus rushing yards and 60-plus receiving yards in a game.

### NELSON MOVES UP

- ▶ This is the third time in Nelson's career that he has recorded 10-plus receiving TDs in a season (2011 and 2014). He joins Sterling Sharpe (four) and Don Hutson (three) as the **only players in franchise history to post 10-plus TD catches in three or more seasons**.
- ▶ Nelson joins WR Sterling Sharpe (three times) as the **only two players in team history** to record 12-plus touchdown receptions in three seasons.
- ▶ Nelson has 23 100-yard receiving games in his career, tied with Greg Jennings for **No. 4 in team history**.
- ▶ Rodgers and Nelson have connected for 57 touchdowns, **tied for the most by a duo in team history** with QB Brett Favre and WR Antonio Freeman.
- ▶ Nelson is tied with Donald Driver (61) for the **third-most receiving touchdowns in franchise history** (Sterling Sharpe, 65 / Don Hutson, 99).
- ▶ Nelson ranks in the top five in franchise history in both receptions and receiving yards:

Packers Player	Receptions
1. Donald Driver, 1999-2012	743
2. Sterling Sharpe, 1988-94	595
3. James Lofton, 1978-86	530
4. Don Hutson, 1935-45	488
5. <b>Jordy Nelson, 2008-present</b>	<b>475</b>

Packers Player	Receiving Yards
1. Donald Driver, 1999-2012	10,137
2. James Lofton, 1978-86	9,656
3. Sterling Sharpe, 1988-94	8,134
4. Don Hutson, 1935-45	7,991
5. <b>Jordy Nelson, 2008-present</b>	<b>7,022</b>



# PACKERS AT BEARS - WEEK 15

## AT THE HELM

Having led Green Bay to the playoffs in eight of his first 10 seasons as head coach, **Mike McCarthy** is joined by Vince Lombardi and Mike Holmgren as the only coaches to guide the Packers to a Super Bowl win with a victory over Pittsburgh in Super Bowl XLV.

- ▶ McCarthy guided the Packers to a franchise-record fourth consecutive division title in 2014.
- ▶ With a win at Tampa Bay in Week 16 of the 2014 season, McCarthy passed Lombardi for the No. 2 spot in team history as far as overall victories:

Coach	Overall Wins
1. Curly Lambeau, 1921-49	212
<b>2. Mike McCarthy, 2006-16</b>	<b>119</b>
3. Vince Lombardi, 1959-67	98
4. Mike Holmgren, 1992-98	84

- ▶ The 119 overall wins are the most in the NFC and tied for the second most in the NFL since 2006 (NE 146 and IND 119).
- ▶ McCarthy reached 100 career wins (including playoffs) in just his 155th game. He was the fastest to reach 100 wins in the NFL since George Seifert in 1996 (132 games).
- ▶ McCarthy's 104 regular-season wins in his first 10 years as a head coach (2006-15) **rank No. 3 in NFL history**:

Coach	Wins In First 10 Regular Seasons
1. George Seifert, SF	113
2. Don Shula, BAL/MIA	105
<b>3. Mike McCarthy, GB</b>	<b>104</b>

- ▶ McCarthy recorded his third regular season with 12-plus wins in 2014 (2007, 2011), passing Curly Lambeau (1929, 1931), Lombardi (1962, 1966), Holmgren (1996-97) and Mike Sherman (2001-02) for the most by a coach in franchise history.
- ▶ McCarthy has guided the Packers to five seasons with 11-plus wins (2007, 2009, 2011-12, 2014), passing Lombardi (1961-63, 1966) and Holmgren (1995-98) for the **most by a coach in franchise history**.
- ▶ McCarthy's seven regular seasons with 10-plus wins are a franchise record (since 1921).
- ▶ McCarthy joined Pittsburgh's Bill Cowher (2005) as the only Super Bowl-winning coaches to lead their respective teams to three road wins as the No. 6 seed in the postseason en route to a world title.
- ▶ Including playoffs, McCarthy has a 119-68-1 record since taking over as head coach in 2006, a .636 winning percentage that ranks **No. 2 among current NFL head coaches** (minimum 75 games):

Coach	Winning Pct.
1. Bill Belichick, CLE/NE	.673 (257-125)
<b>2. Mike McCarthy, GB</b>	<b>.636 (119-68-1)</b>
3. Mike Tomlin, PIT	.631 (106-62)

- ▶ McCarthy coached in his 134th game in Week 13 at Detroit in 2013 (including playoffs), moving him past Bart Starr for No. 2 in team history:

Coach	Overall Games
1. Curly Lambeau, 1921-49	339
<b>2. Mike McCarthy, 2006-16</b>	<b>188</b>
3. Bart Starr, 1975-83	133

- ▶ In the Week 6 victory over the San Diego Chargers in 2015, McCarthy earned the 100th regular-season win of his career in just his 150th game, making him the **seventh-fastest coach in NFL history and the fastest current NFL coach** to reach the 100-win plateau:

Coach (Current)	Games Needed For 100 Regular-Season Wins
<b>1. Mike McCarthy, GB</b>	<b>150</b>
2. Andy Reid, PHI/KC	164
3. Bill Belichick, CLE/NE	177
4. John Fox, CAR/DEN	182

- ▶ Since McCarthy took over in 2006, the Packers rank **No. 2 in the NFL** in regular-season winning percentage:

Team	Winning Pct.
1. New England	.780 (135-38)
<b>2. Green Bay</b>	<b>.645 (111-61-1)</b>
3. Indianapolis	.636 (110-63)

## WINNING WAYS

- ▶ The Packers are the only NFC team and one of two teams in the league (New England) to make the playoffs each of the past seven seasons (2009-15). Those seven appearances were more than the rest of the NFC North Division combined during that span (Minnesota-three / Detroit-two / Chicago-one).
- ▶ Below are the head coaches who have led a single franchise to seven or more consecutive playoff appearances:

Coach	Years
Tom Landry, DAL	1966-73 and 1975-83
Chuck Noll, PIT	1972-79
Tony Dungy, IND	2002-08
<b>Mike McCarthy, GB</b>	<b>2009-15</b>
Bill Belichick, NE	2009-15

- ▶ There were seven teams in the NFL with five-plus playoff appearances from 2009-15, with only two in the NFC (**Green Bay** and New England, seven / Cincinnati, six / Baltimore, Denver, Indianapolis and Seattle, five).
- ▶ From 2009-12, Green Bay posted four straight 10-win seasons, **tying a franchise record** that was done three other times in club annals (1929-32, 1995-98, 2001-04). The Packers' win total of 47 from 2009-12, ranks second in franchise history for a four-year period.
- ▶ Green Bay's six 10-win regular seasons since 2009 are **No. 2 in the NFL**:

Team	10-Win Regular-Seasons (Since 2009)
1. New England	8
<b>2. Green Bay</b>	<b>6</b>
3t. Cincinnati/Indianapolis	5

- ▶ A look at the top regular-season win totals in the league since 2009:

Team	Regular-Season Wins (Since 2009)
1. New England	96
<b>2. Green Bay</b>	<b>84</b>
3t. Denver	78
3t. Pittsburgh	78



## PACKERS AT BEARS - WEEK 15

### RODGERS AND TOUCHDOWNS

QB **Aaron Rodgers** has found the end zone a lot in his career, and that has continued this season.

▶ Rodgers ranks **No. 1 in the NFL** this season in passing touchdowns:

Player	TD Passes (2016)
<b>1. Aaron Rodgers, GB</b>	<b>32</b>
2t. Drew Brees, NO	30
2t. Matt Ryan, ATL	30
4. Philip Rivers, SD	27

▶ This season, Rodgers registered his third straight season with 30-plus touchdown passes, the second-longest streak in franchise history (Brett Favre, five straight, 1994-98)

▶ Rodgers ranks **No. 1 in the NFL** this season in games with multiple passing touchdowns and zero interceptions (eight).

Player	Games With Multiple TD Passes and Zero INTs (2016)
<b>1. Aaron Rodgers, GB</b>	<b>8</b>
2t. Tom Brady, NE	6
2t. Marcus Mariota, TEN	6
4. Matt Ryan, ATL	5
5t. Seven players	4

▶ Rodgers has multiple passing touchdowns in eight straight games, the **longest active streak in the NFL** and the second-longest one of his career (13-game streak in 2011).

▶ Rodgers registered four touchdown passes in the first half of the Week 3 victory over Detroit. It was the second time in his career that he recorded four-plus touchdowns in the first half (six vs. Chicago, Nov. 9, 2014).

▶ Rodgers has thrown four-plus touchdowns in a game 18 times, one shy of QB Brett Favre's franchise mark (19 games), the sixth most in NFL history and **No. 3 among active quarterbacks**:

Player	Games W/ Four-Plus TD Passes
1. Drew Brees, SD/NO	30
2. Tom Brady, NE	26
<b>3. Aaron Rodgers, GB</b>	<b>18</b>
4. Eli Manning, NYG	14
5. Ben Roethlisberger, PIT	12

▶ Rodgers is **tied for No. 2 in the NFL** this season with six games with three-plus passing touchdowns:

Player	Games With Three-Plus TD Passes (2016)
1. Drew Brees, SD/NO	7
<b>2t. Aaron Rodgers, GB</b>	<b>6</b>
2t. Ben Roethlisberger, PIT	6
2t. Matt Ryan, ATL	6
5. Eli Manning, NYG	5

▶ Rodgers registered three-plus passing touchdowns in three consecutive games (Weeks 7-9), totaling 10 touchdowns and one interception over that span. It marked the fifth time in his career that Rodgers registered three-plus passing touchdowns in three or more games in a single season (five: Games 6-10 in 2011 / four: Games 4-7 in 2012 and 2014 / three: Games 14-16 in 2012).

▶ Rodgers ranks **No. 4 in NFL history** with 37 games with three-plus touchdown passes and zero interceptions. He is **No. 1 in the NFL this season** in games with three-plus passing touchdowns and zero interceptions:

Player	Games With Three-Plus TD Passes and Zero INTs
<b>1. Aaron Rodgers, GB</b>	<b>5</b>
2t. Tom Brady, NE	4
2t. Ben Roethlisberger, PIT	4
4t. Five players	3

▶ In Week 14, Rodgers' recorded a 66-yard TD pass to WR Davante Adams, giving him a TD pass of 65 yards or more in each of the last nine seasons (2008-16). Rodgers joins Drew Brees as the only QBs in the league to do so over that span.

### RODGERS THE RUNNER

With injuries costing Green Bay's top two running backs significant time this season, QB **Aaron Rodgers** has helped try to fill the void.

▶ Rodgers ranks **No. 6 in the NFL** (min. 10 att.) among quarterbacks in rushing average (5.67) this season and **No. 7 in rushing yards** (295).

▶ Rodgers is tied for No. 4 in the NFL in rushing touchdowns among quarterbacks this season:

Player	Rushing Touchdowns (QBs)
1. Tyrod Taylor, BUF	6
2t. Cam Newton, CAR	5
2t. Dak Prescott, DAL	5
<b>4t. Aaron Rodgers, GB</b>	<b>3</b>
4t. Andy Dalton, CIN	3

▶ Rodgers ranks **No. 2 among active quarterbacks in the NFL** in rushing touchdowns since 2008:

Player	Rushing TDs (QBs Since 2008)
1. Cam Newton, CAR	48
<b>2. Aaron Rodgers, GB</b>	<b>24</b>
3. Andy Dalton, CIN	17
4. Joe Flacco, BAL	15

▶ In Weeks 8-10, Rodgers became the first Packers quarterback since Rote in 1955 to register a run of 20-plus yards in three consecutive games.

▶ Rodgers led the Packers with a career-best 60 rushing yards on six carries (10.0 avg.) at Atlanta. He recorded three runs of 10-plus yards, tying his single-game career high (at Indianapolis, Oct. 7, 2012, and vs. Cincinnati, Sept. 20, 2009).

▶ Dating back to 1960, Rodgers' 60 rushing yards in Week 8 were the second most in a single game by a Green Bay quarterback, trailing only the 88 yards on eight carries (11.0 avg.) by Don Majkowski at Detroit, Sept. 30, 1990.

▶ Rodgers joined Cam Newton (Dec. 20, 2015, at NYG) as the only QBs over the past four seasons (2013-16) to post four-plus passing TDs and 60-plus rushing yards in the same game.

▶ By rushing for 43 yards on six carries (7.2 avg.) in Week 9, Rodgers recorded 40-plus rushing yards in back-to-back games for the first time in his career.





## PACKERS AT BEARS - WEEK 15

### TAKING HIS PLACE AMONG THE GAME'S BEST

QB **Aaron Rodgers** surpassed the 1,500-attempt plateau for his career in 2010, the benchmark to qualify for passer rating in the NFL record book.

▶ Rodgers ranks **No. 1 in NFL history** in career passer rating:

Quarterback	Career Passer Rating
<b>1. Aaron Rodgers, GB</b>	<b>103.8</b>
2. Russell Wilson, SEA	99.0
3. Tom Brady, NE	97.1
4. Tony Romo, DAL	97.1
5. Steve Young, TB/SF	96.8

▶ In 132 career regular-season starts, Rodgers has eclipsed the century mark in passer rating 73 times and recorded 47 games of 300-plus yards.

▶ Rodgers went over the 35,000-yard passing mark for his career this season in Week 11 at Washington. According to the Elias Sports Bureau, he reached the mark on his 4,446th attempt, the **second-fewest attempts needed in NFL history** behind QB Johnny Unitas (4,388 attempts).

▶ In the Week 7 victory over Chicago, Rodgers set a single-game franchise record with 39 completions, besting the previous high of 36 by QB Brett Favre at Chicago on Dec. 5, 1993.

▶ Rodgers reached 250 touchdown passes in Week 12 of 2015. He did in his 121st career game, surpassing MIA QB Dan Marino (128) for the NFL record.

▶ Where Rodgers ranks among active NFL quarterbacks **since he took over as the starter in 2008** (min. 1,200 attempts):

Quarterback	Passing Yards (Since 2008)
1. Drew Brees, NO	43,884
2. Philip Rivers, SD	38,348
3. Matt Ryan, ATL	36,807
4. Eli Manning, NYG	36,092
<b>5. Aaron Rodgers, GB</b>	<b>35,599</b>
Quarterback	Passing TDs (Since 2008)
1. Drew Brees, NO	324
<b>2. Aaron Rodgers, GB</b>	<b>288</b>
3. Philip Rivers, SD	264
Quarterback	Passer Rating (Since 2008)
<b>1. Aaron Rodgers, GB</b>	<b>104.2</b>
2. Drew Brees, NO	100.6
3. Tom Brady, NE	100.5
Quarterback	Yards/Attempt (Since 2008)
1. Russell Wilson, SEA	7.97
<b>2. Aaron Rodgers, GB</b>	<b>7.93</b>
3. Philip Rivers, SD	7.90
Quarterback	INT Percentage (Since 2008)
1. Tom Brady, NE	1.5
<b>2. Aaron Rodgers, GB</b>	<b>1.6</b>
3. Alex Smith, KC	1.8
Quarterback	25-Yard Passes (Since 2008)
1. Drew Brees, NO	329
<b>2. Aaron Rodgers, GB</b>	<b>310</b>
3. Philip Rivers, SD	289
4. Eli Manning, NYG	285
Quarterback	Rushing TDs (Since 2008)
1. Cam Newton, CAR	48
<b>2. Aaron Rodgers, GB</b>	<b>24</b>
3. Andy Dalton, CIN	17

▶ In Week 14, Rodgers recorded a passer rating of 150.8 in a win over Seattle, marking his fourth career game a passer rating of 150-plus which is the fourth most (min. 10 pass att.) among active quarterbacks (Drew Brees and Tom Brady, five / Ben Roethlisberger, eight).

▶ Rodgers rushed for a touchdown in Week 10, marking his 12th game with two-plus passing touchdowns and one-plus rushing touchdowns since 2008, which is **No. 2 among NFL QBs** over that span behind Cam Newton (18).

▶ Rodgers reached 30 passing touchdowns (32) this season for the sixth time in his career. He ranks second in team history behind Brett Favre's eight. Rodgers' six 30-plus passing touchdown seasons since 2009 are the second most in the NFL over that time span (NO Drew Brees, eight).

▶ Dating back to 1921, Rodgers is tied for the most seasons with 30-plus touchdowns and less than 10 interceptions (according to pro-football-reference.com):

Player	Seasons With 30-Plus TD Passes/Less Than 10 INTs
<b>1t. Aaron Rodgers, GB</b>	<b>5</b>
1t. Tom Brady, NE	5
3t. Six players	1

▶ Rodgers owns three of the top four single-season totals in touchdown passes in franchise history:

Player	TD Passes
<b>1. Aaron Rodgers, 2011</b>	<b>45</b>
<b>2t. Aaron Rodgers, 2012</b>	<b>39</b>
2t. Brett Favre, 1996	39
<b>4t. Aaron Rodgers, 2014</b>	<b>38</b>
4t. Brett Favre, 1995	38

▶ A look at where Rodgers ranks in the NFL in several categories **since 2014** (min. 400 attempts):

Quarterback	Passer Rating (Since 2014)
1. Tony Romo, DAL	105.9
2. Tom Brady, NE	102.9
<b>3. Aaron Rodgers, GB</b>	<b>101.7</b>
4. Drew Brees, NO	99.5
5. Kirk Cousins, WAS	98.6

Quarterback	TD Passes (Since 2014)
<b>1. Aaron Rodgers, GB</b>	<b>101</b>
2. Drew Brees, NO	95
3. Tom Brady, NE	91
4. Eli Manning, NYG	88

Quarterback	TD/INT Ratio (Since 2014)
1. Tom Brady, NE	5.06 (91/18)
<b>2. Aaron Rodgers, GB</b>	<b>5.05 (101/20)</b>
3. Alex Smith, KC	2.78 (50/18)

Quarterback	TD Percentage (Since 2014)
1. Tony Romo, DAL	7.0
<b>2. Aaron Rodgers, GB</b>	<b>6.3</b>



## THE DOPE ON THIS WEEK'S OPPONENT:

### Packers vs. Bears:

**All-time, Regular season:**  
92-93-6

**All-time, Postseason:**  
1-1

**All-time, in Chicago:**  
47-52-2

**Streaks:** The Packers have won 13 of 16 regular-season matchups since 2009.

**Last meeting, regular season:**  
Oct. 20, 2016; Packers won, 26-10, Lambeau Field



### COACHES CAPSULES

**Mike McCarthy:** 119-68-1, .636 (incl. 8-7 postseason); 11th NFL season

**John Fox:** 136-116-0, .540 (incl. 8-7 postseason); 15th NFL season

**Head to Head:** McCarthy 4-2

**vs. Opponent:** McCarthy 15-7 vs. Bears; Fox 3-6 vs. Packers

**MIKE MCCARTHY**...Is in his 11th year as the Packers' 14th head coach.

- ▶ Joined Vince Lombardi and Mike Holmgren as the only coaches to guide the Packers to a Super Bowl title with a win over Pittsburgh in Super Bowl XLV.
- ▶ Led the Packers to their seventh consecutive playoff appearance last season, joining New England as the only two NFL teams to do so over that span. Has also led the team to eight playoff appearances in the last nine years (2007, 2009-15).
- ▶ Guided the Packers to top-10 finishes in scoring in eight straight seasons (2007-14), joining the Patriots as the only other team to accomplish the feat over that time; Packers finished first overall in scoring in 2014.
- ▶ His .645 winning percentage during the regular season (111-61-1) ranks No. 3 among active NFL head coaches (min. 50 games).
- ▶ Had 104 regular-season wins in his first 10 seasons as a head coach, ranking No. 3 in NFL history.

**JOHN FOX**...Is in his second year as the Bears' 15th head coach.

- ▶ Inherited the 30th-ranked defense and improved the Bears to the No. 14 ranking in the NFL after one season.
- ▶ Led the Broncos to four division titles, joining Chuck Knox (L.A. Rams) as the only coaches in NFL history to lead their respective team to four division titles in their first four years with the franchise.
- ▶ Between Carolina and Denver, made seven trips to the postseason, captured six division titles and made three conference championship appearances and two Super Bowl appearances.
- ▶ One of six coaches in NFL history to lead two different teams to Super Bowl appearances (Carolina in 2003 and Denver in 2013).
- ▶ Ranks third among active NFL head coaches with 136 career wins.

### THE PACKERS-BEARS SERIES

- ▶ No two teams have met on the gridiron more than the Packers and Bears as Sunday marks the 194th matchup.
- ▶ Starting in 1923, the clubs met for 59 straight years until both games in 1982 were canceled as part of a strike-shortened season.
- ▶ During the 2010 season, the teams squared off in the playoffs for just the second time in the history of the series. With a berth in Super Bowl XLV on the line, the Packers emerged victorious, 21-14, in the NFC Championship Game at Soldier Field.
- ▶ The last time Green Bay led the overall series? On the heels of its three straight NFL championships, 1932, when the Packers led 11-10-5.
- ▶ Green Bay is 14-4 against Chicago under QB Aaron Rodgers.

### NOTABLE CONNECTIONS

Packers LB Julius Peppers played for the Bears from 2010-13...Green Bay offensive coordinator Edgar Bennett played running back in Chicago from 1998-99...Chicago G Josh Sitton was originally drafted by Green Bay in the fourth round (135th overall) of the 2008 NFL Draft and played for the Packers from 2008-15...Packers president & chief executive officer Mark Murphy was the athletic director at Northwestern from 2003-07...Green Bay special teams coordinator Ron Zook was the head coach at Illinois from 2005-11...Packers T Bryan Bulaga played at Marian Central Catholic High in Woodstock, Ill. ...Chicago secondary coach Ed Donatell was the defensive coordinator for the Packers from 2000-03...Packers DE Dean Lowry is from Rockford, Ill., and attended Northwestern...Bears DL C.J. Wilson was drafted by Green Bay in the seventh round in 2010 and played for the Packers for four seasons (2010-13)...Green Bay WR Geronimo Allison played at Illinois...Bears tight ends coach Frank Smith is from Milwaukee...Chicago running backs coach Stan Drayton was Green Bay's offensive quality control/special teams coach from 2001-03...Green Bay defensive front assistant Jerry Montgomery played for the Chicago Rush...Packers director of player engagement Rob Davis served as Chicago's long snapper for all 16 games in 1996...Peppers played for Bears head coach John Fox in Carolina for his first eight seasons (2002-09)...Packers defensive line coach Mike Trgovac coached with Fox (2002-08) and Bears offensive line coach Dave Magazu (2003-08) in Carolina...Packers head coach Mike McCarthy and Bears special teams coordinator Jeff Rodgers coached in San Francisco in 2005...Chicago quarterbacks coach Dave Ragone played quarterback for the Houston Texans from 2003-05 when Packers defensive coordinator Dom Capers was the head coach...Capers coached with Chicago defensive coordinator Vic Fangio with the Baltimore Stars (USFL) in 1984, New Orleans (1986-91) and Houston (2002-05)...Bears linebackers coach Glenn Pires was colleagues with Capers in Miami (2006-07)...Fox was the defensive coordinator of the Los Angeles Raiders in 1994 when Packers associate head coach/linebackers Winston Moss played linebacker...Green Bay tight ends coach Brian Angelichio spent 2014 in Cleveland with Chicago offensive coordinator Dowell Loggains and assistant special teams coach Richard Hightower...Loggains coached Packers TE Jared Cook in Tennessee for four seasons (2009-12)...Cook and Bears OL Eric Kush were Rams teammates in 2015...Donatell was the defensive backs coach in Denver while Packers strength and conditioning assistant Chris Gizzi was on the team as an undrafted free agent in 1998...During the time that Bears general manager Ryan Pace was with the Saints from 2001-14, Packers vice president of football administration/player finance Russ Ball, McCarthy, Moss and Zook were all on staff...Angelichio and Bears offensive assistant Ben McDaniels coached in Tampa Bay from 2012-13...Fangio (2011-14), Donatell (2011-14) and Hightower (2015) coached in San Francisco with Packers defensive quality control coach Ejiro Evero...Trgovac and Magazu coached at Navy (1989) and Ball State (1986) together...Fox was an assistant under Zook when Zook was Kansas' defensive coordinator in 1983...Green Bay LS Brett Goode was teammates with Loggains at Arkansas from 2003-04 when Loggains played quarterback for the Razorbacks...Bears RB Jordan Howard and Packers T Jason Spriggs were teammates at Indiana from 2013-15...Packers DE/LB Datone Jones was teammates with Bears TE Logan Paulsen from 2008-09...Bears DB Deon Bush (2012-14) and P Pat O'Donnell (2013) were Miami teammates with Packers CB LaDarius Gunter...Green Bay CB Makinton Dorleant played at Northern Iowa with Bears DB Deiondre' Hall from 2013-15...Packers C Corey Linsley and Chicago OL Mike Adams were Ohio State teammates from 2010-11...Green Bay FB Aaron Ripkowski and Chicago DB Demontre Hurst played together at Oklahoma from 2011-12.

### LAST MEETING, REGULAR SEASON

Oct. 20, 2016, Lambeau Field, Packers won, 26-10

- ▶ QB Aaron Rodgers completed 39 passes, setting a Packers franchise record for most in a single game.
- ▶ The Packers' defense intercepted two Matt Barkley passes, holding Chicago to 130 passing yards and just 45 offensive plays.
- ▶ WR Davante Adams had 13 receptions for 132 yards (10.2 avg.) and two TDs. He was one of three Packers (Randall Cobb, 11; Ty Montgomery, 10) receivers with 10-plus receptions.
- ▶ Montgomery had 126 all-purpose yards (66 receiving, 60 rushing).



# PACKERS AT BEARS - WEEK 15

## QUICK OUT OF THE GATE

The Packers started games fast during the 2015 regular season, scoring touchdowns in the first quarter in nine games. They have continued that by scoring in 10 of 13 games this season (**tied for No. 2 in the NFL**), including a touchdown in eight contests.

► Green Bay ranks near the top of the NFL in a few other first-quarter categories this season:

Team	Points On First Offensive Poss. (2016)
<b>1t. Green Bay</b>	<b>51</b>
1t. New England	51
3t. Atlanta	48
3t. San Diego	48

Team	Points Per Game/First Quarter (2016)
1. New England	7.9
2. Atlanta	7.0
3. Pittsburgh	6.5
4. Baltimore	5.9
5. Dallas	5.8
6. Indianapolis	5.7
7. Cincinnati	5.6
<b>8. Green Bay</b>	<b>5.4</b>

Team	First-Quarter Touchdowns (2016)
1. New England	13
2. Pittsburgh	11
3. Atlanta	10
<b>4t. Green Bay</b>	<b>9</b>
4t. Baltimore	9
4t. Cincinnati	9
4t. Dallas	9

► The Packers scored 13 touchdowns in the first quarter in 2015, **tied for No. 2 in the NFL** (Washington, 13 / New Orleans, 16).

► Green Bay scored points in the first quarter in 12 games during the regular season, **tied for No. 4 in the NFL** in 2015 and **tied for No. 2 among Packers teams since 2000**:

Year	Games Scoring Points in the First Quarter
1. 2014	16
<b>2t. 2015</b>	<b>12</b>
2t. 2011	12
2t. 2009	12

► Dating back to 2014, Green Bay has scored in the first quarter in 38 of 43 games, with TDs in 31 of them.

► Green Bay leads the NFL in first-quarter scoring since 2014:

Team	First-Quarter Points (Since 2014)
<b>1. Green Bay</b>	<b>329</b>
2. New England	270
3. New Orleans	238
4. Atlanta	234
5. Carolina	233

► QB **Aaron Rodgers** has thrown eight touchdowns in the first quarter this season, **tied for No. 1 in the NFL**:

Player	First-Quarter TD Passes (2016)
<b>1t. Aaron Rodgers, GB</b>	<b>8</b>
1t. Ben Roethlisberger, PIT	8
3t. Seven players	5

► Dating back to 1991, Rodgers owns four of the top six single-season marks for passing touchdowns during the first quarter for the Packers:

Player	Passing Touchdowns
<b>1. Aaron Rodgers, 2011</b>	<b>11</b>
<b>2t. Aaron Rodgers, 2014</b>	<b>10</b>
2t. Brett Favre, 1998	10
2t. Brett Favre, 1995	10
<b>5t. Aaron Rodgers, 2015</b>	<b>9</b>
<b>5t. Aaron Rodgers, 2012</b>	<b>9</b>

► Rodgers posted a 158.3 passer rating in the first half of Week 14 (12 of 15, 202 yards, two TDs), the third time in his career that he has posted a perfect passer rating in the first half of a game (at Cleveland in 2009, vs. Detroit in 2010).

► Rodgers has thrown 59 touchdowns and seven interceptions in the first half since the start of the 2014 regular season.

► Since 2014, Rodgers ranks in the top five in the NFL in a few first-half passing categories (min. 134 att.):

Player	First-Half Passer Rating
<b>1. Aaron Rodgers, GB</b>	<b>105.5</b>
2. Dak Prescott, DAL	104.2
3. Tom Brady, NE	103.7
4. Kirk Cousins, WAS	102.3
5. Drew Brees, NO	100.8

Player	First-Half Passing Touchdowns
<b>1. Aaron Rodgers, GB</b>	<b>59</b>
2. Tom Brady, NE	49
3. Eli Manning, NYG	45
4. Philip Rivers, SD	44
5. Drew Brees, NO	43

Player	First-Half TD/INT Ratio
<b>1. Aaron Rodgers, GB</b>	<b>8.43</b>
2. Tom Brady, NE	6.13
3. Dak Prescott, DAL	5.50
4. Marcus Mariota, TEN	4.17
5. Kirk Cousins, WAS	3.33

► Dating back to 2006, the Packers have recorded three of the top six single-season first-half point totals in the NFL:

Team	First-Half Points
1. New England, 2007	333
<b>2. Green Bay, 2014</b>	<b>310</b>
3. New England, 2012	290
4. Denver, 2013	288
<b>5. Green Bay, 2011</b>	<b>286</b>
<b>6. Green Bay, 2009</b>	<b>269</b>



## PACKERS AT BEARS - WEEK 15

### CLAY FINDS HIS WAY TO THE BALL

LB **Clay Matthews** continues to make an impact on opposing offenses. Despite missing four games due to injury, Matthews ranks third on the team with four sacks this season.

- ▶ For the first time in his career, Matthews recorded at least one sack in each of the first three regular-season games he played in.
- ▶ In 2015, Matthews was selected to his sixth Pro Bowl and first as an inside linebacker after recording 6.5 sacks (second on the team), 14 QB hits (No. 1 on the team), and a career-high 84 tackles (No. 2 on the team). He was also one of three players (Micah Hyde, Sam Shields) on the team to have an interception and a fumble recovery.
- ▶ It was the seventh consecutive season he recorded six or more sacks, **tied for the most** six-plus-sack seasons in the NFL since 2009:

Player	Six-Plus-Sack Seasons (Since 2009)
1t. <b>Clay Matthews, GB</b>	7
1t. <b>Julius Peppers, CAR/CHI/GB</b>	7
1t. Tamba Hali, KC	7
1t. Cameron Wake, MIA	7
1t. DeMarcus Ware, DAL/DEN	7

- ▶ Matthews and Peppers rank in the top 10 in sacks since 2009 among active players:

Player	Sacks (Since 2009)
1. DeMarcus Ware, DEN	85.0
2. Cameron Wake, MIA	79.5
3. J.J. Watt, HOU	76.0
4. Von Miller, DEN	73.5
5. <b>Julius Peppers, CAR/CHI/GB</b>	72.0
6. <b>Clay Matthews, GB</b>	71.5
7t. Elvis Dumervil, DEN/BAL	71.0
7t. Tamba Hali, KC	71.0

- ▶ Matthews is **tied for No. 1 in team history** in 10-sack seasons and is **No. 4** in two-sack games:

Player	10-Sack Seasons
1t. <b>Clay Matthews, 2009-10, 2012, 2014</b>	4
1t. Reggie White, 1993, 1995, 1997-98	4
1t. Kabeer Gbaja-Biamila, 2001-04	4

Player	Two-Sack Games
1. Reggie White, 1993-98	16
2. Kabeer Gbaja-Biamila, 2000-08	15
3. Tim Harris, 1986-90	14
4. <b>Clay Matthews, 2009-16</b>	13

- ▶ Matthews is **No. 2 in team history** with 71.5 career sacks (games played in parentheses):

Player	Career Sacks
1. Kabeer Gbaja-Biamila, 2000-08	74.5
2. <b>Clay Matthews, 2009-16</b>	71.5
3. Reggie White, 1993-98	68.5

### BURNETT BRINGS IT

Packers S **Morgan Burnett** has been a steady force on the Packers defense for years, starting 92 games (including playoffs) since 2011.

- ▶ From 2011-14, he was the only Packer to surpass 100 tackles each season, and despite missing five games in 2015, he tied for the team lead in solo tackles (54) and led the team with 14 total tackles in the postseason. So far in 2016, he ranks **No. 1 on the team** in tackles (81) despite missing a game.
- ▶ He has set a single-season career high with three sacks, **tied for No. 1 among safeties** this year according to STATS:

Player	Sacks (2016)
1t. <b>Morgan Burnett, GB</b>	3.0
1t. Landon Collins, NYG	3.0
3t. Three players	2.0

- ▶ Burnett has two interceptions this season, tied for the second most of his career (two in 2012 / three in 2011).
- ▶ Burnett has 7.5 sacks since 2011, **tied for No. 4** among safeties over that time span:

Player	Sacks (Since 2011)
1t. Roman Harper, NO/CAR	8.5
1t. T.J. Ward, CLE/DEN	8.5
3. Reshad Jones, MIA	8.0
4. <b>Morgan Burnett, GB</b> / Harrison Smith, MIN	7.5

- ▶ He ranks **No. 3 among Green Bay safeties** (since 1982) in career sacks, according to STATS:

Packers Safety	Career Sacks
1. LeRoy Butler	20.5
2. Mark Murphy	11.0
3. <b>Morgan Burnett</b>	7.5

### ONE OF THE BEST

Packers LB **Julius Peppers** is one of the greatest pass rushers of all-time and continues to contribute, ranking **No. 2 on the team** with 6.5 sacks this season.

- ▶ Peppers has recorded a streak of three straight games with a sack in each season with the Packers (Weeks 7-8 and 10 in 2014, Weeks 4-6 in 2015, Weeks 11-13 this season).
- ▶ Last season (10.5) marked his ninth season with 10-plus sacks, which tied John Randle for the fourth-most 10-sack seasons since 1982 (Bruce Smith, 13 / Reggie White, 12 / Kevin Greene, 10).
- ▶ Peppers ranks **No. 1 among active players** in career sacks during the regular season:

Player	Career Sacks
1. <b>Julius Peppers (CAR/CHI/GB)</b>	142.5
2. DeMarcus Ware (DAL/DEN)	138.5
3. Dwight Freeney (IND/SD/ARI/ATL)	122.5

- ▶ Peppers passed Michael Strahan (141.5) for **No. 5 in NFL history** with 142.5 career sacks (since 1982). He trails Chris Doleman (150.5) for No. 4 all-time. The four players ahead of him on the all-time sack list (Bruce Smith, Reggie White, Kevin Greene, Doleman) are all in the Pro Football Hall of Fame.
- ▶ Peppers recorded a sack and forced fumble on Dallas QB Dak Prescott in Week 6. According to STATS LLC, he ranks **No. 5 in the NFL** in forced fumbles (46) since 1994.



## PACKERS AT BEARS - WEEK 15

### PERRY LEADS THE RUSH

Packers LB **Nick Perry** has led a pass rush that has recorded multiple sacks in 11 of 13 games and includes two-plus sacks by seven players.

- ▶ Despite missing a game, Perry has registered a team-high eight sacks, **tied for No. 12 in the NFL** in 2016.
- ▶ Perry has registered a half-sack or more in eight games this season, **tied for No. 5 in the NFL**.

Player	Games With Half Sack Or More
1t. Ryan Kerrigan, WAS	10
1t. Von Miller, DEN	10
3t. Danielle Hunter, MIN	9
3t. Khalil Mack, OAK	9
<b>3t. Nick Perry, GB, three others</b>	<b>8</b>

- ▶ In Week 6, Perry registered his first career interception and added a sack, making him the first Green Bay LB to post both in a game since **Clay Matthews** at the N.Y. Giants on Dec. 4, 2011.
- ▶ Perry matched his career high with a team-best two sacks in Week 3 vs. Detroit.
- ▶ Perry has at least one two-sack game in each of the last four seasons (2013-16), the lone Packer to accomplish that feat over that span.

### CONTINUAL IMPACT

In his career, DT **Mike Daniels** has seen his playing time steadily increase as well as his production. After playing in 14 games as a rookie in 2012, he has played in every game since the start of the 2013 season.

- ▶ In Week 2 at Minnesota, he recorded a sack and tied for the team lead with four QB hits. In Week 3, he led the Packers with two QB hits, and he registered a sack in both Weeks 8 and 12.
- ▶ In 2015, Daniels led the Packers' defensive line in tackles (66) and sacks (four). He finished third on the team with 12 QB hits.
- ▶ In Week 5 versus St. Louis last season, he tied for the team lead with a career-best nine tackles (eight solo).
- ▶ Daniels registered his first career interception in Week 16 at Arizona (2015), returning it 23 yards. According to STATS LLC, it was the first interception by a Packers DT since Cullen Jenkins on Oct. 18, 2009. Dating back to 1960, his 23-yard interception return was the longest by a Green Bay DT on an interception.
- ▶ He led Green Bay's defensive line with 5.5 sacks and was the team leader in quarterback hits (19) and pressures (22) during the 2014 regular season.
- ▶ Daniels is third on the Packers with 19.0 sacks since the start of the 2013 season (Peppers-24.0 / Matthews-29.0). He is **No. 11 among NFL defensive tackles** over that span, according to STATS LLC.
- ▶ Daniels ranks **No. 3 among Packers defensive tackles** in sacks (since 1982), according to STATS LLC:

Packers Defensive Tackles	Sacks (Since 1982)
1. Cullen Jenkins, 2004-10	29.0
2. Santan Dotson, 1996-2001	26.0
<b>3. Mike Daniels, 2012-present</b>	<b>21.0</b>
4t. Cletidus Hunt, 1999-2004	17.0
4t. Corey Williams, 2004-07	17.0
6. Matt Brock, 1989-94	12.5
7. B.J. Raji, 2009-15	11.0
8. John Jurkovic, 1991-95	7.5
9t. Gilbert Brown, 1993-2003	7.0
9t. Terry Jones, 1978-84	7.0

### ON THE RISE

S **Ha Ha Clinton-Dix** has been a presence on the Packers defense since his rookie season.

- ▶ After starting 10 of 16 games and both postseason contests as a rookie, he has started every game since 2015.
- ▶ His career-best three interceptions are **tied for No. 3 among NFL safeties** this season, trailing NYG Landon Collins (five) and BAL Eric Weddle (four).
- ▶ According to STATS, he is one of five NFL safeties with one or more forced fumbles and three or more interceptions this season.
- ▶ In 2016, Clinton-Dix posted a career high in Week 9 with two interceptions and became the first Green Bay safety to register two INTs in a game since **Morgan Burnett** did so vs. Minnesota on Dec. 2, 2012. He joined GB Al Harris (vs. New Orleans, Oct. 9, 2005) as the only players to post two INTs in a first quarter for the Packers since 1993.
- ▶ His three career postseason interceptions **rank No. 1 among safeties** since he entered the league in 2014, according to STATS.
- ▶ Clinton-Dix finished second on the team with 95 tackles (73 solo) in 2014 and led the Packers with 117 tackles (97 solo) last season.
- ▶ He registered a total of three interceptions last season (including playoffs). He tied for fourth on the team with two during the regular season and registered one in the postseason.
- ▶ According to STATS, his three sacks during the 2015 regular season were tied for the fifth most in a single regular season by a Packers safety (since 1982) and the most since Mark Roman recorded 3.5 in 2004.
- ▶ Clinton-Dix's three sacks also tied for **No. 3 in the NFL** in 2015 among safeties.
- ▶ During the 2015 regular season, he registered eight-plus tackles in eight games, including setting career highs in both total tackles (12) and solo tackles (11) in the Week 10 game vs. Detroit, in which he also registered an interception.

### RACKING UP POINTS

K **Mason Crosby** is moving his way up the record books.

- ▶ Crosby passed Ryan Longwell in Week 2 of the 2015 season to become the franchise career points leader:

Player	Career Points
<b>1. Mason Crosby, 2007-16</b>	<b>1,242</b>
2. Ryan Longwell, 1997-2004	1,054
3. Don Hutson, 1935-45	823

- ▶ Crosby (321) eclipsed Longwell (277) for the most field goal attempts in Packers' history.
- ▶ Crosby (1,360) passed Longwell (1,119) for the most points scored in the regular and postseason combined in franchise history.
- ▶ Dating back to 2013, Crosby has made 105 field goals during the regular season, **tied for No. 5 in the NFL** over that span.
- ▶ Crosby recorded 108 points during the 2015 regular season, giving him the ninth 100-point season of his career and passing Ryan Longwell (1997-2004) for the franchise record.
- ▶ In Week 11 of 2015, he tied the single-game team record with five field goals and became the first player in NFL history to have five field goals of 40-plus yards in a game. In the same game, Crosby connected on a 52-yard field goal, extending his career franchise record for the most 50-yard FGs to 26.



## PACKERS AT BEARS - WEEK 15

### ON THE ROAD AGAIN

Green Bay went 7-1 away from Lambeau Field in 2011, with the seven road wins setting a single-season franchise record.

- ▶ The Packers have been able to stay above the .500 mark on the road during Head Coach **Mike McCarthy's** tenure, a notable achievement in the National Football League.
- ▶ Since 2006, McCarthy's first season as the head coach in Green Bay, only nine of 32 NFL teams have regular-season road records above .500.

Team	W-L Record	Pct.
1. New England	61-25-0	.709
2. Dallas	51-36-0	.586
3. Indianapolis	49-37-0	.570
<b>4. Green Bay</b>	<b>47-39-0</b>	<b>.547</b>
5. Denver	47-40-0	.540
6. N.Y. Giants	46-40-0	.535
7. Philadelphia	46-40-1	.534
8. Pittsburgh	46-41-0	.529
9. New Orleans	45-41-0	.523

### 325 AND COUNTING

Another packed house at Lambeau Field against the Seattle Seahawks in Week 14 brought the stadium's consecutive-sellouts streak to 325 regular-season games (not including replacement games).

- ▶ The league's longest-tenured stadium, Lambeau Field is hosting its 60th season of football in 2016. For the victory over Dallas in the Divisional round of the 2014 playoffs, Packers fans set a new Lambeau Field paid attendance record (79,704).
- ▶ Across American professional sports, only Boston's Fenway Park (1912) and Chicago's Wrigley Field (1914) have longer tenures.

### THE LAMBEAU ADVANTAGE

The crown jewel of the National Football League, Lambeau Field has long been known as one of the tougher venues to play in, particularly during the harsh Wisconsin winter.

- ▶ Re-establishing home-field advantage after a 4-4 mark in 2008 was one of the goals of 2009, and with the Packers finishing 6-2 at home, they accomplished that goal. Green Bay followed that up with a 7-1 mark at Lambeau Field in 2010, a perfect 8-0 record in 2011, the first undefeated home mark since 2002, and a 7-1 mark in 2012. The Packers were one of two teams to finish undefeated at home during the 2014 regular season (Denver).
- ▶ Head Coach **Mike McCarthy** stated consistently upon his arrival in Green Bay that one of the team's goals would be to reclaim the mystique of playing at Lambeau Field. Mission accomplished. The team is 63-22-1 (.741) at home in the regular season since 2006, **No. 2 in the NFL**.
- ▶ Since **Ron Wolf** and **Mike Holmgren** began the revitalization of the franchise in 1992, Green Bay owns the best home record in the NFL. A look at the top regular-season home W-L records since the '92 season:

Team	W-L Record	Pct.
<b>1. Green Bay</b>	<b>151-47-1</b>	<b>.761</b>
2. New England	144-55-0	.724
3. Pittsburgh	142-55-1	.720

### HOT AT HOME

Since the start of 2009, the Packers have been one of the best teams in the league at home during the regular season:

Team	W-L Record	Pct.
1. New England	56-7-0	.889
<b>2. Green Bay</b>	<b>50-12-1</b>	<b>.802</b>
3. Baltimore	47-16-0	.746
4. Seattle	46-16-0	.742
5. Pittsburgh	44-18-0	.710

### IN THE FREE-AGENCY ERA

Talk of unrestricted free agency in the early '90s led many to forecast tough times for the small-town Green Bay Packers.

- ▶ However, Green Bay has remained among the most successful teams since the advent of free agency in 1993. The Packers have won 10 or more games 15 times since '93 and captured 10 division crowns.
- ▶ A look at the most successful teams in the free-agency era:

Team	W-L Since '93	Pct.	Playoff Berths
1. New England	257-124-0	.675	17
<b>2. Green Bay</b>	<b>242-138-1</b>	<b>.636</b>	<b>17</b>
3. Pittsburgh	238-142-1	.626	15
4. Denver	232-149-0	.609	13
5. Indianapolis	223-158-0	.585	16

### IN THE LEAGUE RANKINGS REGULAR SEASON
















GREEN BAY (Team)		CHICAGO (Team)	
Category	NFC NFL	Category	NFC NFL
Turnover Margin (+1) . . . . .	.6t 16t	Turnover Margin (-7) . . . . .	15 27t
Points Scored (25.6) . . . . .	4 7	Points Scored (17.0) . . . . .	15 30
Points Allowed (24.0) . . . . .	11 21	Points Allowed (22.3) . . . . .	8 15
Total Offense (357.9) . . . . .	6 12	Total Offense (344.2) . . . . .	9 17
Rushing (98.6) . . . . .	12 22	Rushing (101.3) . . . . .	11 20
Passing (259.3) . . . . .	4 10	Passing (242.8) . . . . .	10 17
Total Defense (347.7) . . . . .	7 13	Total Defense (326.5) . . . . .	3 7
vs. Rush (96.2) . . . . .	4 9	vs. Rush (107.1) . . . . .	12 19
vs. Pass (251.5) . . . . .	9 19	vs. Pass (219.5) . . . . .	3 6
Third-Down Offense (47.1%) . . . . .	2 2	Third-Down Offense (36.7%) . . . . .	13 24
Third-Down Defense (42.1%) . . . . .	11 25	Third-Down Defense (38.9%) . . . . .	6 16
Red-Zone Offense (58.5%) . . . . .	7 14	Red-Zone Offense (51.4%) . . . . .	12 24
Red-Zone Defense (63.6%) . . . . .	13t 28t	Red-Zone Defense (51.2%) . . . . .	5 8

GREEN BAY (Individual)		CHICAGO (Individual)	
Category	NFC NFL	Category	NFC NFL
Passing: A.Rodgers (101.1) . . . . .	3 4	Passing: Barkley (72.9) . . . . .	18 33
Rushing: A.Rodgers (295) . . . . .	27 56t	Rushing: Howard (969) . . . . .	3 9
Receptions: Nelson (75) . . . . .	5 10t	Receptions: Miller (47) . . . . .	35t 63t
Rec. Yds.: Nelson (913) . . . . .	5 13t	Rec. Yds.: Jeffery (630) . . . . .	27 49
Interceptions: Clinton-Dix/Randall (3) . . . . .	.5t 9t	Interceptions: Porter (2) . . . . .	15t 31t
Sacks: Perry (8.0) . . . . .	.5t 12t	Sacks: Young (7.5) . . . . .	11t 20t



# PACKERS AT BEARS - WEEK 15

## 2016 OPPONENTS

		NFL Rank	
		Record	Offense Defense
	at Jacksonville Jaguars..(2-11)	23	5
	at Minnesota Vikings..(7-6)	31	2
	Detroit Lions.....(9-4)	21	15
	New York Giants.....(9-4)	27	14
	Dallas Cowboys.....(11-2)	5	16
	Chicago Bears .....(3-10)	17	7
	at Atlanta Falcons .....(8-5)	3	28
	Indianapolis Colts.....(6-7)	14	29
	at Tennessee Titans....(7-6)	8	22
	at Washington Redskins..(7-5-1)	2	26
	at Philadelphia Eagles..(5-8)	18	12
	Houston Texans.....(7-6)	28	6
	Seattle Seahawks.....(8-4-1)	13	8

## A LOOK AT THE SCHEDULE

The Green Bay Packers' 96th NFL regular-season schedule is headlined by five prime-time games (subject to flexible scheduling).

- ▶ Green Bay's schedule includes five games against 2015 playoff teams. Three of those contests (Minnesota, Houston, Seattle) will be at Lambeau Field, while two (Minnesota, Washington) will come on the road.
- ▶ The Packers kicked off their season on the road for the fourth consecutive year, the longest streak in team history, opening with two road games for the first time since 1924. Green Bay traveled to Jacksonville, playing on the road against an AFC team in Week 1 for the first time since facing the New England Patriots in 1985.
- ▶ Green Bay faced division opponents in Weeks 2-3. They began with a trip to Minnesota to face the Vikings in a prime-time game and returned to Lambeau Field last week for the home opener against the Detroit Lions.
- ▶ For the second time in four years, the Packers had their bye in Week 4.
- ▶ Green Bay returned to action with three consecutive home games against NFC teams over a 12-day span. In Week 5, the Packers played on Sunday night against the New York Giants. It was the Giants' first regular-season game at Lambeau Field since 2010. In Week 6, Green Bay played the Dallas Cowboys for the fourth consecutive season (including playoffs) and for the second straight year at home in the regular season. Green Bay finished the homestand playing the Chicago Bears on a Thursday night for the second consecutive season (11th straight year in primetime).
- ▶ Four of the Packers' next five games were on the road, including three road games in a row for the first time since 2012.
- ▶ After a trip to play the Atlanta Falcons in Week 8, Green Bay faced the Indianapolis Colts at home for the first time since 2008. The Packers made just their third regular-season visit to Tennessee to play the Titans in Week 10.
- ▶ Green Bay played two prime-time road games in a row, first traveling to play against the Washington Redskins on a Sunday night in Week 11 and then to Philadelphia to face the Eagles on *Monday Night Football* in Week 12. It marked the 24th consecutive season (1993-2016) that Green Bay has appeared on *MNF*.
- ▶ Green Bay played its first game at home in almost a month when it faced the Houston Texans in Week 13 for just the second time ever at Lambeau Field.
- ▶ Week 14 brought a familiar matchup as the Packers welcome the Seattle Seahawks to Lambeau Field for the second consecutive year. Including the postseason, Green Bay and Seattle will met for the fifth time in five years.
- ▶ For the first time since 2006, the Packers will finish the regular season with three straight games against NFC North opponents.
- ▶ In Week 15, Green Bay will travel to Chicago to play the Bears. The Packers have won four consecutive games against the Bears in December, three of which were played in Chicago.
- ▶ Green Bay returns home to play the Vikings in Week 16 on Christmas Eve, playing on a Saturday for the first time since 1997. The Packers last played on Christmas Eve in 2004, a 34-31 victory at Minnesota. Including playoffs, Green Bay has a 8-2-1 mark (.773) against the Vikings at Lambeau Field under McCarthy.
- ▶ The Packers will finish the regular season in Detroit for the first time since 1993. Green Bay has won seven of 10 games at Ford Field under McCarthy. It will be only the third time the Packers have played at the Lions during the regular season in the month of January (1983, 1994).



## PACKERS AT BEARS - WEEK 15

### BREAKING DOWN THE ROSTER

The Packers have a 52-man roster that is composed of 24 offensive players, 25 defensive players and three specialists.

- ▶ Of the 52 players on the roster, 47 began their pro careers with the Packers (90.4 percent) and 35 of them (67.3 percent) were draft picks of the Packers. Dating back to 2009, Green Bay has selected nine players in the first round, seven of which are still on the team.
- ▶ Green Bay has 14 players on the roster that began their careers as undrafted free agents, with 12 of those originally signed by Green Bay.
- ▶ Six 2016 undrafted rookie free agents are currently on the roster (WR Geronimo Allison, S Kentrell Brice, CB Makinton Dorleant, S Marwin Evans, CB Josh Hawkins, FB Joe Kerridge).
- ▶ 38.5 percent of the players (20 of 52) on Green Bay's roster entered the league as a sixth-round or seventh-round pick or as an undrafted player.
- ▶ The Packers have five players on the roster that played in the NFL prior to the 2009 season. Three of those players were draft picks of the Packers (QB Aaron Rodgers, K Mason Crosby and WR Jordy Nelson) and two (Rodgers, Nelson) have made at least one Pro Bowl.
- ▶ Only 19 of the 52 players on the roster (36.5 percent) were selected in the first three rounds of the draft, with 17 being drafted by the Packers.
- ▶ Of the 52 players on the roster, 42 of them (80.8 percent) are 28 years old or younger (as of Dec. 18) and 25 players (48.1 percent) are 24 years old or younger.

#### **GREEN BAY'S ROSTER ...**

##### **BY AGE (as of Dec. 18)**

20-24	25 players
25-28	17 players
29-32	8 players
33-plus	2 players

##### **BY EXPERIENCE**

R-1	15 players
2-3	16 players
4-5	8 players
6-9	10 players
10-plus	3 players

##### **BY DRAFT ROUND**

1st	9 players
2nd/3rd	10 players
4th/5th	13 players
6th/7th	6 players
Undrafted	14 players



### PACKERS IN WEEKLY 2016 TEAM RANKINGS



		NFL Offense			NFL Defense		
After							
Week ...	Opp.	Total	Rush	Pass	Total	Rush	Pass
1	at Jax	27	16	23	18	1	24
2	at Min	29	19	31	11	1	19
3	DET	28	17	29	13	1	28
4	(bye)	29	16	29	13	1	29
5	NYG	25	12	27	9	1	24
6	DAL	26	16	25	10	3	21
7	CHI	21	19	20	7	1	15
8	at Atl	20	19	22	7	2	16
9	IND	16	19	19	7	1	17
10	at Ten	15	19	14	10	4	16
11	at Was	13	19	10	18	6	23
12	at Phi	11	22	7	13	7	21
13	HOU	13	24	10	13	9	17
14	SEA	12	22	10	13	9	19
15	at Chi						
16	MIN						
17	at Det						
<b>Packers in 2015</b>		<b>23</b>	<b>12</b>	<b>25t</b>	<b>15</b>	<b>21</b>	<b>6</b>
<b>Packers in 2014</b>		<b>6</b>	<b>11</b>	<b>8</b>	<b>15</b>	<b>23</b>	<b>10</b>
<b>Packers in 2013</b>		<b>3</b>	<b>7</b>	<b>6</b>	<b>25</b>	<b>25</b>	<b>24</b>
<b>Packers in 2012</b>		<b>13</b>	<b>20</b>	<b>9</b>	<b>11</b>	<b>17</b>	<b>11</b>
<b>Packers in 2011</b>		<b>3</b>	<b>27</b>	<b>3</b>	<b>32</b>	<b>14</b>	<b>32</b>
<b>Packers in 2010</b>		<b>9</b>	<b>24</b>	<b>5</b>	<b>5</b>	<b>18</b>	<b>5</b>
<b>Packers in 2009</b>		<b>6</b>	<b>14</b>	<b>7</b>	<b>2</b>	<b>1</b>	<b>5</b>
<b>Packers in 2008</b>		<b>8</b>	<b>17</b>	<b>8</b>	<b>20</b>	<b>26</b>	<b>12</b>
<b>Packers in 2007</b>		<b>2</b>	<b>21</b>	<b>2</b>	<b>11</b>	<b>14</b>	<b>12</b>
<b>Packers in 2006</b>		<b>9</b>	<b>23</b>	<b>8</b>	<b>12</b>	<b>13</b>	<b>17</b>
<b>Packers in 2005</b>		<b>18</b>	<b>30</b>	<b>7</b>	<b>7</b>	<b>23</b>	<b>1</b>
<b>Packers in 2004</b>		<b>3</b>	<b>10</b>	<b>3</b>	<b>25</b>	<b>14</b>	<b>25</b>
<b>Packers in 2003</b>		<b>4</b>	<b>3</b>	<b>16</b>	<b>17</b>	<b>10</b>	<b>23</b>
<b>Packers in 2002</b>		<b>12</b>	<b>12</b>	<b>10</b>	<b>12</b>	<b>21</b>	<b>3</b>
<b>Packers in 2001</b>		<b>6</b>	<b>21</b>	<b>3</b>	<b>12</b>	<b>16</b>	<b>15</b>
<b>Packers in 2000</b>		<b>15</b>	<b>23</b>	<b>8</b>	<b>15</b>	<b>8</b>	<b>19</b>
<b>Packers in 1999</b>		<b>9</b>	<b>21</b>	<b>7</b>	<b>19</b>	<b>22</b>	<b>18</b>
<b>Packers in 1998</b>		<b>5</b>	<b>25</b>	<b>3</b>	<b>4</b>	<b>4</b>	<b>10</b>
<b>Packers in 1997</b>		<b>4</b>	<b>12</b>	<b>3</b>	<b>7</b>	<b>20</b>	<b>8</b>
<b>Packers in 1996</b>		<b>5</b>	<b>11</b>	<b>5</b>	<b>1</b>	<b>4</b>	<b>1</b>
<b>Packers in 1995</b>		<b>7</b>	<b>26</b>	<b>3</b>	<b>14</b>	<b>7</b>	<b>21</b>
<b>Packers in 1994</b>		<b>9</b>	<b>19</b>	<b>9</b>	<b>6</b>	<b>3</b>	<b>15</b>
<b>Packers in 1993</b>		<b>19</b>	<b>22</b>	<b>18</b>	<b>2</b>	<b>8</b>	<b>7</b>
<b>Packers in 1992</b>		<b>15</b>	<b>21</b>	<b>9</b>	<b>23</b>	<b>16</b>	<b>23</b>





## PACKERS STARTERS – OFFENSE

### **WR Jordy Nelson, 9th Year, Kansas State, D2a-08**

- ▶ Ranks No. 1 in the NFL with 12 receiving touchdowns this season.
- ▶ Joins WR Sterling Sharpe (three times) as the **only two players in team history** to record 12-plus touchdown receptions in three seasons.
- ▶ Has 61 career receiving TDs, tied for No. 3 in Packers history (Donald Driver).
- ▶ His five touchdown receptions in the first four games this year tied for the fourth most in franchise history.
- ▶ Missed all of the 2015 season due to a knee injury.
- ▶ Finished the 2014 regular season ranked fourth in receiving yards (1,519), seventh in receptions (98) and tied for second in receiving touchdowns (13). Earned first selection to the Pro Bowl.
- ▶ Led the team in 2013 with 85 catches for 1,314 yards and eight TDs. Ranked No. 10 in the NFL that season in receiving yards.
- ▶ With 15 TD catches in 2011, became only the third player in franchise history to catch 15 or more TDs in a season, joining WRs Sterling Sharpe (18 in 1994) and Don Hutson (17 in 1942).

### **LT David Bakhtiari, 4th Year, Colorado, D4a-13**

- ▶ Has started all but two games at LT since the start of the 2013 regular season. Missed the final two games of the 2015 regular season due to injury.
- ▶ Started all 16 games at left tackle in 2013, the only rookie in the NFL to do so in 2013 and the first Packer rookie to do so since the league went to a 16-game schedule in 1978.
- ▶ Became just the fourth Green Bay rookie to start at LT in the season opener since the 1970 AFL-NFL merger and the first since 1985.

### **LG Lane Taylor, 4th Year, Oklahoma State, FA-13**

- ▶ Has played in 43 regular-season games for Green Bay with 15 starts.
- ▶ Made the first starts of his career in 2015, opening at RG at Detroit in Week 13 in place of an injured T.J. Lang and at LG in Week 17 vs. Minnesota with Josh Sitton sliding to LT in place of an injured David Bakhtiari.
- ▶ A four-year letterman at OSU, starting 47 of 50 games played at right guard. Unanimous first-team All-Big 12 selection by the conference's coaches as a senior.

### **C JC Tretter, 4th Year, Cornell, D4b-13**

- ▶ Started the first seven games this season before a knee injury sidelined him for Weeks 9-14. Set career highs with 16 games played and three starts (all at C) during the 2015 regular season. Also started at LT in the NFC Wild Card game at Washington.
- ▶ Has seen game action at C, LG and both T spots during his career.
- ▶ Was on track to be the starting C in 2014, opening at that position for the first three preseason games, but sustained a knee injury vs. Oakland (Aug. 22) that would sideline him for the first half of the season. Returned to play in the final eight games and both postseason contests.
- ▶ Grew from a high school quarterback, running back and slot receiver into an All-American LT in college, starting 20 consecutive games in his final two seasons at Cornell.

### **RG T.J. Lang, 8th Year, Eastern Michigan, D4-09**

- ▶ Has started games at four different positions on the line as a pro (57 at RG, 27 at LG, five at RT, two at LT). Played C in Week 10 in 2013.
- ▶ Has started 88 contests since 2011, most by a Packers' offensive player.
- ▶ Started games at both tackle spots in his first season (2009) and became the first Packers rookie to start consecutive games at left tackle since Chad Clifton in 2000.
- ▶ Began his college career as a defensive lineman, but converted to the offensive line as a sophomore and started 36 straight games (10 at RT, 26 at LT) over his final three years.

### **RT Bryan Bulaga, 7th Year, Iowa, D1-10**

- ▶ Has started 40 of 45 games since the start of the 2014 season.
- ▶ Missed the second part of the 2012 season after suffering a hip injury vs. Arizona on Nov. 4 and missed all of the 2013 season after injuring his knee on Aug. 3.
- ▶ Started 37 games at RT in his first three seasons in the league.
- ▶ Started the final 12 games of 2010 and the entire postseason at right tackle after taking over for veteran Mark Tauscher (shoulder).
- ▶ Named to the *Pro Football Weekly*/PFWA All-Rookie team in 2010.
- ▶ Capped his rookie season by becoming the youngest player at the time, according to STATS LLC, to ever start in the Super Bowl (21 years, 322 days).

### **TE Jared Cook, 8th Year, South Carolina, FA-16**

- ▶ In Week 11, registered 105 yards and a touchdown on five receptions (17.5 avg.). According to the Elias Sports Bureau, Cook became only the second TE (Benjamin Watson) to register a 100-yard receiving game with three different franchises.
- ▶ Signed with the Packers as a free agent in March 2016 after spending three seasons with the St. Louis Rams (2013-15) and four with the Tennessee Titans (2009-12).
- ▶ Has posted at least 35 receptions in each of the last five seasons (2011-15), one of only five active tight ends in the NFL to do so (Antonio Gates, Jimmy Graham, Rob Gronkowski, Greg Olsen).
- ▶ Holds the single-game franchise record for the most receiving yards by a tight end for both the Titans (169 vs. Jacksonville, Dec. 24, 2011) and the Rams (141 vs. Arizona, Sept. 8, 2013).

### **WR Randall Cobb, 6th Year, Kentucky, D2-11**

- ▶ Ranks No. 3 on the team with 60 receptions this season.
- ▶ Leads the team with a 13.5 punt return average this season.
- ▶ Posted the 12th 100-yard receiving game of his career in Week 4 (108 on nine receptions) and tied his single-game high for receptions (11 for 95 yards and a TD) in Week 7.
- ▶ Led the team in receptions (79), was No. 2 in receiving yards (829) and was No. 3 in touchdown receptions (six) in 2015.
- ▶ Set a new single-season career high with five 100-yard receiving games during the 2014 season (three-2012). Earned first trip to the Pro Bowl.
- ▶ His career-best 91 receptions in 2014 were the seventh most in team history.
- ▶ Finished the regular season tied for fourth in the NFL with 12 touchdown receptions in 2014.
- ▶ Before suffering a knee injury in Week 6 in 2013, led the team in receptions with 29 and was No. 2 in receiving yards with 378.
- ▶ Set a franchise single-season record with a league-high 2,342 combined net yards in 2012, topping the previous team mark of 2,250 yards by RB Ahman Green in 2003.

### **QB Aaron Rodgers, 12th Year, California, D1-05**

- ▶ In 132 regular-season starts (87-45 record), has posted 47 games with 300-plus passing yards, 78 without an interception and 74 with a 100-plus passer rating (min. 15 attempts).
- ▶ Earned his fifth selection to the Pro Bowl in 2015, passing Bart Starr (1960-62, 1966) for the second-most selections by a Green Bay quarterback behind Brett Favre's nine (1992-93, 1995-97, 2001-03, 2007).
- ▶ His career passer rating of 103.5 ranks No. 1 in NFL history.
- ▶ Finished the 2014 regular season ranked No. 2 in the NFL in passer rating (112.2), touchdown percentage (7.3), No. 1 in interception percentage (1.0) and No. 3 in touchdown passes (38).
- ▶ Recorded a passer rating of at least 120.0 in seven regular-season games in 2014, setting a single-season career high and tying for the third most in a single season in the NFL, dating back to 1960.
- ▶ Posted 21,332 passing yards from 2008-12, which ranks No. 1 in league history for the most passing yards by a QB in his first five seasons as a starter (previous record was Peyton Manning, 20,618, 1998-2002).
- ▶ In 2011, set an NFL record with a 122.5 passer rating and set franchise marks for TD passes (45), passing yards (4,643), completion percentage (68.3), yards per attempt (9.25) and 300-yard games (eight) on his way to earning NFL Most Valuable Player honors from *The Associated Press*.

### **RB James Starks, 7th Year, Buffalo, D6-10**

- ▶ Has started 13 of 72 career games played during the regular season.
- ▶ Set career highs in starts (four), rushing yards (601), receptions (43), receiving yards (392), receiving TDs (three) and yards from scrimmage (993) last season.
- ▶ In 2015, he put together two of the finest rushing games of his career. In Week 2, he carried the ball 20 times for 95 yards (4.8 avg.), and in Week 6, he racked up 112 yards on just 10 carries (11.2 avg.), becoming the first Packers player to rush for 100-plus yards on 10 or fewer carries since RB Brandon Jackson at Washington on Oct. 10, 2010 (115 yards on 10 carries). He also registered a 65-yard touchdown against San Diego, the longest by a Green Bay player since RB DeShawn Wynn's 73-yard touchdown vs. Detroit on Dec. 28, 2008.

### **FB Aaron Ripkowski, 2nd Year, Oklahoma, D6a-15**

- ▶ Has started five of 13 games played this season.
- ▶ Scored his first career rushing touchdown in Week 12 and followed it up with one in Week 13.
- ▶ Set career highs with 34 yards on six carries (5.7 avg.) in Week 8.
- ▶ Played in 15 games as a rookie, seeing action primarily on special teams.



## PACKERS STARTERS – DEFENSE

### **DE Kenny Clark, Rookie, UCLA, D1-16**

- ▶ Ranks No. 3 on the Packers' defensive line in tackles (32).
- ▶ Became the youngest player to appear in a season opener for the Packers since Arnie Herber (20 years old) in 1930.
- ▶ Earned third-team All-America honors from *The Associated Press* and first-team All-Pacific-12 recognition from the coaches and media as a junior in 2015.
- ▶ Was a team co-captain in '15 and recorded career highs in tackles (75), tackles for a loss (11) and sacks (six). Also ranked third on the team with five pass breakups.

### **NT Letroy Guion, 9th Year, Florida State, FA-14**

- ▶ Leads the Packers defensive-line with 40 tackles this season.
- ▶ Has started 32 of the 41 regular-season games he has played in since the start of the 2014 season.
- ▶ Signed with Green Bay during the 2014 offseason after spending his first six NFL seasons with the Minnesota Vikings.
- ▶ Started all 28 games he appeared in for Minnesota in 2012-13, recording 72 tackles (32 solo) and three sacks over that span.
- ▶ Was the only Viking to block a field goal in both 2011 and 2012.

### **DT Mike Daniels, 5th Year, Iowa, D4a-12**

- ▶ Ranks third on the team with 19.0 sacks since the start of the 2013 regular season (LB Julius Peppers-24.0 / LB Clay Matthews-29.0).
- ▶ Led the defensive line in both tackles and sacks each of that last two seasons.
- ▶ Returned a fumble 43 yards for a TD vs. Detroit in Week 14 of 2012, the longest fumble return for a TD by a rookie in franchise history.
- ▶ Starred as an interior pass rusher at Iowa, posting a team-high 24.5 tackles for a loss and 13 sacks from 2010-11.

### **LOLB Nick Perry, 5th Year, Southern California, D1-12**

- ▶ Leads the team with a career-high eight sacks this season.
- ▶ Registered multiple sacks in each of his first five seasons in the NFL and has posted a two-sack game in each of the last four seasons (2013-16).
- ▶ Has totaled six sacks in five playoff games, including 3.5 in the 2015 postseason which tied Clay Matthews (2010) for the franchise record in a single postseason.
- ▶ His six postseason sacks rank No. 3 in franchise history behind Matthews (10) and Reggie White (eight) and are the most in team history (since 1982) by a player in his first five games with Green Bay.

### **ILB Jake Ryan, 2nd Year, Michigan, D4-15**

- ▶ Ranks No. 2 on the team with 68 tackles on the season.
- ▶ Started the final five games of the regular season and both playoff contests in 2015.
- ▶ Recorded a team-best nine tackles (eight solo) and one fumble recovery in Week 13 last season at Detroit in his first pro start.
- ▶ Served as a team captain for his final two seasons at Michigan and was a three-time winner (2012-14) of the Roger Zatkoff Award, given to the Wolverines top linebacker. He was the only player to win the award (est. 1991) three times.
- ▶ Joined LB John Anderson (first round, 26th overall) as the only Michigan linebackers ever drafted by Green Bay.
- ▶ Started 41 of 46 games played in college, appearing at inside linebacker as a senior after spending his first three seasons at outside linebacker and defensive end.

### **ILB Blake Martinez, Rookie, Stanford, D4a-16**

- ▶ Ranks No. 5 on the team with 58 tackles this season. Has started nine of 10 games he has played in this year, missing Weeks 12-14 due to injury.
- ▶ Became the first rookie to start on defense for Green Bay in Week 1 since Nick Perry in 2012.
- ▶ Finished collegiate career with 257 tackles (137 solo), 13.5 tackles for a loss, 6.5 sacks, five interceptions and five forced fumbles in 51 games played.
- ▶ Started all 27 games played in his final two seasons, leading the team in tackles as a junior (102) and senior (141).
- ▶ Led the Pacific-12 and ranked No. 7 nationally with 141 tackles (75 solo) as a senior, averaging a conference-best 10.1 tackles per game.

### **ROLB Clay Matthews, 8th Year, Southern California, D1b-09**

- ▶ For the first time in his career, recorded at least one sack in each of the first three regular-season games he played in.
- ▶ Selected to his sixth Pro Bowl and first as an inside linebacker in 2015 after recording 6.5 sacks (second on the team), 15 QB hits (No. 1 on the team), and a career-high 85 tackles (No. 2 on the team).
- ▶ With 71.5 career sacks, passed Reggie White (68.5) for the second most sacks in Packers history (Kabeer Gbaja-Biamila, 74.5).
- ▶ With a team-high 11.0 sacks in 2014, is tied for the most 10-plus sack seasons in franchise history (four).
- ▶ Is the only player in franchise history to score a defensive TD (interception or fumble return) in each of his first three seasons in the NFL (2009-11).

### **LCB Damarious Randall, 2nd Year, Arizona State, D1-15**

- ▶ Tied for the team lead with three interceptions this season despite missing seven games due to injury.
- ▶ Played in 15 games with nine starts (six at LCB, two at RCB, one in the slot) in 2015 and tied for the team lead and No. 2 among NFL rookies with three interceptions, including one he returned for a TD. Finished with a team-best 16 passes defended.
- ▶ Named the NFL's Defensive Rookie of the Month for November 2015, joining CB Casey Hayward (October 2012) as the only Green Bay defensive backs to win the award.
- ▶ Earned first-team All-Pacific-12 honors at safety as a senior in 2014 after he led the Sun Devils in tackles (106) and passes defended (12) and tied for the team lead with three interceptions.

### **RCB Quinten Rollins, 2nd Year, Miami (Ohio), D2-15**

- ▶ Has started eight of the 10 games he has appeared in this season. Missed Weeks 6-8 with a groin injury.
- ▶ Played in 14 games with four starts (two at LCB, two at RCB) in 2015.
- ▶ Tied for No. 3 on the team and No. 4 among NFL rookies with two interceptions last season.
- ▶ Returned his first career interception 45 yards for a touchdown, becoming the first Packers rookie to record a pick-six since S Marques Anderson in 2002 (vs. Detroit, Nov. 10).
- ▶ Played one season of college football and was named Mid-American Conference Defensive Player of the Year and first-team All-MAC.

### **SS Morgan Burnett, 7th Year, Georgia Tech, D3-10**

- ▶ Tied for No. 1 among NFL safeties with a career-best three sacks this season. Ranks No. 1 on the team with 81 tackles.
- ▶ Missed five games due to injury in 2015, but finished No. 4 on the team with 54 solo tackles.
- ▶ Totaled a team-high 125 tackles in 2014, the second most of his career (137 in 2012). Ranked No. 2 on the team with 106 tackles (77 solo) in 2013, despite missing the first three games due to injury. Recovered three fumbles, including one for a TD, and added nine passes defended.
- ▶ Participated in all 1,088 plays for Green Bay's defense in 2012, one of only four non-OL in the NFL to appear in 100 percent of his team's snaps.
- ▶ Started the first four games of the 2010 season at SS before sustaining a season-ending knee injury vs. Detroit in Week 4.

### **FS Ha Ha Clinton-Dix, 3rd Year, Alabama, D1-14**

- ▶ According to STATS, he is one of five NFL safeties with one or more forced fumbles and three or more interceptions this season.
- ▶ Posted a career high in Week 9 with two INTs and became the first Green Bay safety to register two INTs in a game since Morgan Burnett did so vs. Minnesota on Dec. 2, 2012. He joined CB Al Harris (vs. New Orleans, Oct. 9, 2005) as the only players to post two INTs in a first quarter for the Packers since 1993.
- ▶ Led the team in tackles in 2015 with 117 (97 solo) and was tied for fourth on the team in interceptions (two).
- ▶ According to STATS, his three sacks during the 2015 regular season tied for the fifth most in a single regular season by a Packers safety (since 1982) and the most since Mark Roman recorded 3.5 in 2004.
- ▶ Started every game in 2015 after starting 10 of 16 games as a rookie when he finished second on the team in tackles (95).



## 2016 REGULAR-SEASON STATISTICS

	Packers	Opponents
<b>TOTAL FIRST DOWNS</b> .....	<b>282</b>	<b>254</b>
Rushing .....	72	66
Passing .....	178	169
Penalty .....	32	19
3rd Down: Made/Att .....	82/174	69/164
3rd Down Pct. ....	47.1	42.1
4th Down: Made/Att .....	7/16	9/15
4th Down Pct. ....	43.8	60.0
<b>POSSESSION AVG.</b> .....	<b>31:03</b>	<b>28:57</b>
<b>TOTAL NET YARDS</b> .....	<b>4653</b>	<b>4520</b>
Avg. Per Game .....	357.9	347.7
Total Plays .....	842	786
Avg. Per Play .....	5.5	5.8
<b>NET YARDS RUSHING</b> .....	<b>1282</b>	<b>1251</b>
Avg. Per Game .....	98.6	96.2
Total Rushes .....	305	316
<b>NET YARDS PASSING</b> .....	<b>3371</b>	<b>3269</b>
Avg. Per Game .....	259.3	251.5
Sacked/Yards Lost .....	26/175	33/243
Gross Yards .....	3546	3512
Att./Completions .....	511/329	437/280
Completion Pct. ....	64.4	64.1
<b>HAD INTERCEPTED</b> .....	<b>8</b>	<b>13</b>
<b>PUNTS/AVERAGE</b> .....	<b>41/44.1</b>	<b>48/42.7</b>
Net Punting Avg. ....	39.8	38.7
<b>PENALTIES/YARDS</b> .....	<b>79/667</b>	<b>90/824</b>
<b>FUMBLES/BALL LOST</b> .....	<b>20/9</b>	<b>10/5</b>
<b>TOUCHDOWNS</b> .....	<b>39</b>	<b>36</b>
Rushing .....	7	9
Passing .....	32	25
Returns .....	0	2

### SCORE BY PERIODS

	Q1	Q2	Q3	Q4	OT	PTS
PACKERS	72	118	35	108	0	333
OPPONENTS	79	88	62	83	0	312

### SCORING

	TD	-Ru	-Pa	-Rt	K-PAT	FG	S	PTS
Mason Crosby .....	0	0	0	0	34/36	21/25	0	97
Jordy Nelson .....	12	0	12	0	0	0	0	72
Davante Adams .....	9	0	9	0	0	0	0	54
Randall Cobb .....	4	0	4	0	0	0	0	24
Aaron Rodgers .....	3	3	0	0	0	0	0	20
Jeff Janis .....	2	1	1	0	0	0	0	12
Aaron Ripkowski .....	2	2	0	0	0	0	0	12
James Starks .....	2	0	2	0	0	0	0	12
Geronimo Allison .....	1	0	1	0	0	0	0	6
Jared Cook .....	1	0	1	0	0	0	0	6
Trevor Davis .....	1	0	1	0	0	0	0	6
Ty Montgomery .....	1	1	0	0	0	0	0	6
Richard Rodgers .....	1	0	1	0	0	0	0	6
<b>PACKERS</b> .....	<b>39</b>	<b>7</b>	<b>32</b>	<b>0</b>	<b>34/36</b>	<b>21/25</b>	<b>0</b>	<b>333</b>
<b>OPPONENTS</b> .....	<b>36</b>	<b>9</b>	<b>25</b>	<b>2</b>	<b>30/32</b>	<b>22/23</b>	<b>0</b>	<b>312</b>

2-Pt Conversions: A.Rodgers, Packers 1-3, Opponents 0-4

**SACKS:** Nick Perry 8, Julius Peppers 6.5, Clay Matthews 4, Morgan Burnett 3, Mike Daniels 3, Kyler Fackrell 2, Dean Lowry 2, Jayrone Elliott 1, Micah Hyde 1, Datone Jones 1, Team 1, Clinton-Dix 0.5, PACKERS 33, OPPONENTS 26

### RUSHING

	No	Yds	Avg	Long	TD
Eddie Lacy .....	71	360	5.1	31	0
Aaron Rodgers .....	52	295	5.7	23	3
Ty Montgomery .....	44	228	5.2	30	1
James Starks .....	63	145	2.3	11	0
Aaron Ripkowski .....	25	89	3.6	13	2
Christine Michael .....	20	59	3.0	10	0
Jeff Janis .....	2	38	19.0	19t	1
Randall Cobb .....	10	33	3.3	14	0
Don Jackson .....	10	32	3.2	7	0
Knile Davis .....	5	5	1.0	4	0
Brett Hundley .....	3	-2	-0.7	0	0
<b>PACKERS</b> .....	<b>305</b>	<b>1282</b>	<b>4.2</b>	<b>31</b>	<b>7</b>
<b>OPPONENTS</b> .....	<b>316</b>	<b>1251</b>	<b>4.0</b>	<b>75t</b>	<b>9</b>

### PASSING

	Att	Cmp	Yds	Cmp%	Yds/Att	TD	TD%	Int	Int%	Long	Sack/Lost	Rating
Aaron Rodgers .....	502	327	3529	65.1	7.03	32	6.4	7	1.4	66t	26/175	101.1
Brett Hundley .....	9	2	17	22.2	1.89	0	0.0	1	11.1	9	0/0	0.0
<b>PACKERS</b> .....	<b>511</b>	<b>329</b>	<b>3546</b>	<b>64.4</b>	<b>6.94</b>	<b>32</b>	<b>6.3</b>	<b>8</b>	<b>1.6</b>	<b>66t</b>	<b>26/175</b>	<b>99.0</b>
<b>OPPONENTS</b> .....	<b>437</b>	<b>280</b>	<b>3512</b>	<b>64.1</b>	<b>8.04</b>	<b>25</b>	<b>5.7</b>	<b>13</b>	<b>3.0</b>	<b>73t</b>	<b>33/243</b>	<b>95.6</b>

### RECEIVING

	No	Yds	Avg	Long	TD
Jordy Nelson .....	75	913	12.2	58	12
Davante Adams .....	63	897	14.2	66t	9
Randall Cobb .....	60	610	10.2	47	4
Ty Montgomery .....	35	313	8.9	24	0
Richard Rodgers .....	26	227	8.7	22	1
James Starks .....	19	134	7.1	31t	2
Jared Cook .....	17	199	11.7	47	1
Jeff Janis .....	10	85	8.5	25	1
Aaron Ripkowski .....	7	31	4.4	9	0
Justin Perillo .....	4	35	8.8	13	0
Eddie Lacy .....	4	28	7.0	17	0
Geronimo Allison .....	3	38	12.7	17	1
Trevor Davis .....	3	24	8.0	9t	1
Knile Davis .....	2	4	2.0	10	0
Jared Abbrederis .....	1	8	8.0	8	0
<b>PACKERS</b> .....	<b>329</b>	<b>3546</b>	<b>10.8</b>	<b>66t</b>	<b>32</b>
<b>OPPONENTS</b> .....	<b>280</b>	<b>3512</b>	<b>12.5</b>	<b>73t</b>	<b>25</b>

### INTERCEPTIONS

	No	Yds	Avg	Long	TD
Damarious Randall .....	3	91	30.3	44	0
Ha Ha Clinton-Dix .....	3	32	10.7	20	0
Morgan Burnett .....	2	19	9.5	19	0
Micah Hyde .....	1	11	11.0	11	0
Joe Thomas .....	1	9	9.0	9	0
Blake Martinez .....	1	4	4.0	4	0
Nick Perry .....	1	0	0.0	0	0
Quinten Rollins .....	1	0	0.0	0	0
<b>PACKERS</b> .....	<b>13</b>	<b>166</b>	<b>12.8</b>	<b>44</b>	<b>0</b>
<b>OPPONENTS</b> .....	<b>8</b>	<b>85</b>	<b>10.6</b>	<b>33</b>	<b>0</b>

### PUNTING

	No	Yds	Avg	Net	TB	In 20	LG	Blk
Jacob Schum .....	41	1807	44.1	39.8	3	14	65	0
<b>PACKERS</b> .....	<b>41</b>	<b>1807</b>	<b>44.1</b>	<b>39.8</b>	<b>3</b>	<b>14</b>	<b>65</b>	<b>0</b>
<b>OPPONENTS</b> .....	<b>48</b>	<b>2051</b>	<b>42.7</b>	<b>38.7</b>	<b>1</b>	<b>21</b>	<b>67</b>	<b>0</b>

### PUNT RETURNS

	Ret	FC	Yds	Avg	Long	TD
Trevor Davis .....	9	11	115	12.8	55	0
Randall Cobb .....	4	4	54	13.5	23	0
Micah Hyde .....	2	5	2	1.0	2	0
Marwin Evans .....	1	0	0	0.0	0	0
Damarious Randall .....	1	0	2	2.0	2	0
<b>PACKERS</b> .....	<b>17</b>	<b>20</b>	<b>173</b>	<b>10.2</b>	<b>55</b>	<b>0</b>
<b>OPPONENTS</b> .....	<b>12</b>	<b>12</b>	<b>114</b>	<b>9.5</b>	<b>18</b>	<b>0</b>

### KICKOFF RETURNS

	No	Yds	Avg	Long	TD
Ty Montgomery .....	13	288	22.2	40	0
Jeff Janis .....	5	98	19.6	28	0
Trevor Davis .....	3	64	21.3	26	0
Knile Davis .....	1	18	18.0	18	0
Richard Rodgers .....	1	0	0.0	0	0
<b>PACKERS</b> .....	<b>23</b>	<b>468</b>	<b>20.3</b>	<b>40</b>	<b>0</b>
<b>OPPONENTS</b> .....	<b>32</b>	<b>891</b>	<b>27.8</b>	<b>99t</b>	<b>1</b>

### FIELD GOALS

	1-19	20-29	30-39	40-49	50+
Mason Crosby .....	0/0	6/6	11/13	4/5	0/1
<b>PACKERS</b> .....	<b>0/0</b>	<b>6/6</b>	<b>11/13</b>	<b>4/5</b>	<b>0/1</b>
<b>OPPONENTS</b> .....	<b>0/0</b>	<b>5/5</b>	<b>6/6</b>	<b>7/8</b>	<b>4/4</b>

Crosby: (25G, 20G) () (36G, 46G) (44G, 33G, 25G) (37G, 43G, 34G) (32G, 40G, 31B) (29G) (34G, 48N, 27G) (29G, 38G) (36G, 36N) (33G, 32G) () (51N, 38G)  
Opponents: (26G, 39G, 50G) (46G) (42G, 43N, 50G) (47G, 41G, 30G) (44G, 22G, 32G) (39G) (36G, 40G) (28G) (51G, 23G) (37G) (48G, 50G) () (28G)



## 2016 REGULAR-SEASON DEFENSIVE STATISTICS

Official totals – based on coaches' film review, through Week 14 vs. Seattle

Player	Total			Sacks/	Int/	Fum	For	Pass
	Tackles	Solo	Asst	Yards	Yards	Rec	Fum	Def
Morgan Burnett	81	69	12	3.0/26.0	2/19	1	0	12
Jake Ryan	68	47	21	0.0/0.0	0/0	0	0	3
Ha Ha Clinton-Dix	67	59	8	0.5/3.0	3/32	0	1	6
Joe Thomas	58	46	12	0.0/0.0	1/9	1	0	5
Blake Martinez	58	43	15	0.0/0.0	1/4	0	0	5
Nick Perry	57	40	17	8.0/51.5	1/0	0	0	4
Micah Hyde	51	40	11	1.0/6.0	1/11	0	0	4
LaDarius Gunter	50	41	9	0.0/0.0	0/0	0	2	13
Letroy Guion	40	19	21	0.0/0.0	0/0	0	0	1
Mike Daniels	35	22	13	3.0/32.0	0/0	0	0	1
Kenny Clark	32	13	19	0.0/0.0	0/0	1	0	1
Quinten Rollins	31	25	6	0.0/0.0	1/0	0	0	9
Damarius Randall	26	21	5	0.0/0.0	3/91	0	0	6
Julius Peppers	25	18	7	6.5/39.5	0/0	0	1	3
Datone Jones	24	17	7	1.0/3.0	0/0	0	0	2
Clay Matthews	23	18	5	4.0/30.0	0/0	0	0	0
Demetri Goodson	14	11	3	0.0/0.0	0/0	0	0	2
Jayrone Elliott	13	10	3	1.0/8.0	0/0	0	0	0
Dean Lowry	10	6	4	2.0/19.0	0/0	0	0	1
Kyler Fackrell	9	9	0	2.0/15.0	0/0	0	1	1
Kentrell Brice	8	8	0	0.0/0.0	0/0	1	0	1
Mike Pennel	8	2	6	0.0/0.0	0/0	0	0	1
Christian Ringo	7	3	4	0.0/0.0	0/0	0	1	0
Sam Shields	5	4	1	0.0/0.0	0/0	0	0	0
Carl Bradford	2	1	1	0.0/0.0	0/0	0	0	0
Josh Hawkins	0	0	0	0.0/0.0	0/0	0	0	1
TEAM	0	0	0	1.0/10.0	0/0	0	0	0
<b>Totals</b>	<b>802</b>	<b>592</b>	<b>210</b>	<b>33.0/243.0</b>	<b>13/166</b>	<b>4</b>	<b>6</b>	<b>82</b>

### SPECIAL TEAMS

Player	TT	FR	FF
Jayrone Elliott	10	0	0
Kentrell Brice	7	0	0
Kyler Fackrell	7	0	0
Marwin Evans	5	0	0
Josh Hawkins	4	0	0
Blake Martinez	4	0	0
Micah Hyde	3	0	0
Aaron Ripkowski	3	0	0
Chris Banjo	2	0	0
Morgan Burnett	2	0	0
Ha Ha Clinton-Dix	2	0	0
Jeff Janis	2	0	0
Joe Kerridge	2	0	0
Damarius Randall	2	0	0
Joe Thomas	2	0	0
Carl Bradford	1	0	0
Mason Crosby	1	0	0
Ty Montgomery	1	0	0
Jake Ryan	1	0	0
<b>Totals</b>	<b>61</b>	<b>0</b>	<b>0</b>

### MISCELLANEOUS

Player	Tackles
Davante Adams	2
Bryan Bulaga	2
Richard Rodgers	2
JC Tretter	2
Randall Cobb	1
Jared Cook	1
Ty Montgomery	1
Kyle Murphy	1
Justin Perillo	1
Jason Spriggs	1
Lane Taylor	1
<b>Totals</b>	<b>15</b>

Player	FF
Randall Cobb	1
<b>Totals</b>	<b>1</b>

Player	FR
Randall Cobb	1
Jared Cook	1
Brett Hundley	1
Aaron Rodgers	1
James Starks	1
Jason Spriggs	1
JC Tretter	1
<b>Totals</b>	<b>7</b>



# THE DOPE SHEET

OFFICIAL PROGRAM AND PUBLICATION, ACFE-PACKERS FOOTBALL TEAM



No	ALPHABETICAL ROSTER	Pos	Ht	Wt	Birthdate	NFL Exp	College	High School Hometown
17	Adams, Davante	WR	6-1	215	12/24/92	3	Fresno State	Palo Alto, Calif.
81	Allison, Geronimo	WR	6-3	202	1/18/94	R	Illinois	Riverview, Fla.
69	Bakhtiari, David	T	6-4	310	9/30/91	4	Colorado	San Mateo, Calif.
67	Barclay, Don	T/G	6-4	305	4/18/89	5	West Virginia	Harmony, Pa.
54	Bradford, Carl	LB	6-1	248	8/15/92	2	Arizona State	Norco, Calif.
29	Brice, Kentrell	S	5-11	200	8/11/94	R	Louisiana Tech	Ruston, La.
75	Bulaga, Bryan	T	6-5	314	3/21/89	7	Iowa	Woodstock, Ill.
42	Burnett, Morgan	S	6-1	209	1/13/89	7	Georgia Tech	College Park, Ga.
97	Clark, Kenny	DT	6-3	314	10/4/95	R	UCLA	Rialto, Calif.
21	Clinton-Dix, Ha Ha	S	6-1	208	12/21/92	3	Alabama	Orlando, Fla.
18	Cobb, Randall	WR	5-10	192	8/22/90	6	Kentucky	Alcoa, Tenn.
89	Cook, Jared	TE	6-5	254	4/7/87	8	South Carolina	Birmingham, Ala.
2	Crosby, Mason	K	6-1	207	9/3/84	10	Colorado	Georgetown, Texas
76	Daniels, Mike	DT	6-0	310	5/5/89	5	Iowa	Blackwood, N.J.
11	Davis, Trevor	WR	6-1	188	7/4/93	R	California	Martinez, Calif.
20	Dorleant, Makinton	CB	5-11	182	10/6/92	R	Northern Iowa	Naples, Fla.
91	Elliott, Jayrone	LB	6-3	255	11/11/91	3	Toledo	Cleveland, Ohio
25	Evans, Marwin	S	5-11	211	4/10/93	R	Utah State	Oak Creek, Wis.
51	Fackrell, Kyler	LB	6-5	245	11/25/91	R	Utah State	Mesa, Ariz.
61	Goode, Brett	LS	6-1	255	11/2/84	9	Arkansas	Fort Smith, Ark.
98	Guion, Letroy	DT	6-4	322	6/21/87	9	Florida State	Starke, Fla.
36	Gunter, LaDarius	CB	6-2	201	5/13/92	2	Miami	Montgomery, Ala.
28	Hawkins, Josh	CB	5-10	189	1/23/93	R	East Carolina	Kernersville, N.C.
7	Hundley, Brett	QB	6-3	226	6/15/93	2	UCLA	Chandler, Ariz.
33	Hyde, Micah	DB	6-0	197	12/31/90	4	Iowa	Fostoria, Ohio
83	Janis, Jeff	WR	6-3	219	6/24/91	3	Saginaw Valley State	Tawas City, Mich.
95	Jones, Datone	DE/LB	6-4	285	7/24/90	4	UCLA	Compton, Calif.
40	Kerridge, Joe	FB	6-0	245	9/17/92	R	Michigan	Traverse City, Mich.
70	Lang, T.J.	G	6-4	318	9/20/87	8	Eastern Michigan	Birmingham, Mich.
63	Linsley, Corey	C	6-3	301	7/27/91	3	Ohio State	Boardman, Ohio
94	Lowry, Dean	DE	6-6	296	6/9/94	R	Northwestern	Rockford, Ill.
50	Martinez, Blake	LB	6-2	237	1/9/94	R	Stanford	Oro Valley, Ariz.
52	Matthews, Clay	LB	6-3	255	5/14/86	8	Southern California	Agoura Hills, Calif.
32	Michael, Christine	RB	5-10	220	11/9/90	4	Texas A&M	Beaumont, Texas
88	Montgomery, Ty	RB	6-0	216	1/22/93	2	Stanford	Dallas, Texas
68	Murphy, Kyle	T	6-6	305	12/11/93	R	Stanford	San Clemente, Calif.
87	Nelson, Jordy	WR	6-3	217	5/31/85	9	Kansas State	Manhattan, Kan.
56	Peppers, Julius	LB	6-7	287	1/18/80	15	North Carolina	Bailey, N.C.
53	Perry, Nick	LB	6-3	265	4/12/90	5	Southern California	Detroit, Mich.
23	Randall, Damarious	CB	5-11	196	8/29/92	2	Arizona State	Pensacola, Fla.
99	Ringo, Christian	DT	6-1	298	3/10/92	1	Louisiana-Lafayette	Jackson, Miss.
22	Ripkowski, Aaron	FB	6-1	246	12/20/92	2	Oklahoma	Dayton, Texas
12	Rodgers, Aaron	QB	6-2	225	12/2/83	12	California	Chico, Calif.
82	Rodgers, Richard	TE	6-4	257	1/22/92	3	California	Shrewsbury, Mass.
24	Rollins, Quinten	CB	5-11	195	7/15/92	2	Miami (Ohio)	Wilmington, Ohio
47	Ryan, Jake	LB	6-2	240	2/27/92	2	Michigan	Cleveland, Ohio
10	Schum, Jacob	P	5-10	211	1/21/89	2	Buffalo	Hamburg, N.Y.
78	Spriggs, Jason	T	6-6	301	5/17/94	R	Indiana	Elkhart, Ind.
44	Starks, James	RB	6-2	218	2/25/86	7	Buffalo	Niagara Falls, N.Y.
65	Taylor, Lane	G	6-3	324	11/22/89	4	Oklahoma State	Arlington, Texas
48	Thomas, Joe	LB	6-1	227	5/6/91	2	South Carolina State	Blackville, S.C.
73	Tretter, JC	C/G	6-4	307	2/12/91	4	Cornell	Akron, N.Y.

## INJURED RESERVE

38	Crockett, John	RB	6-0	217	2/16/92	1	North Dakota State	Minneapolis, Minn.
39	Goodson, Demetri	CB	5-11	197	6/11/89	3	Baylor	Spring, Texas
34	Jackson, Don	RB	5-10	208	9/7/93	R	Nevada	Elk Grove, Calif.
27	Lacy, Eddie	RB	5-11	234	6/2/90	4	Alabama	Geismar, La.
37	Shields, Sam	CB	5-11	184	12/8/87	7	Miami	Sarasota, Fla.

## PRACTICE SQUAD

6	Callahan, Joe	QB	6-1	216	6/4/93	R	Wesley	Absecon, N.J.
86	Cajuste, Devon	TE	6-4	235	1/31/93	R	Stanford	Flushing, N.Y.
57	Flores, Jacob	C	6-3	300	11/25/93	R	Dartmouth	Arlington, Texas
93	Gilbert, Reggie	LB	6-3	261	4/1/93	R	Arizona	Laveen, Ariz.
49	Mathews, Derrick	LB	6-0	232	9/25/92	1	Houston	Houston, Texas
62	Patrick, Lucas	G	6-3	313	7/30/93	R	Duke	Brentwood, Tenn.
96	Price, Brian	DT	6-3	318	6/24/94	R	Texas San Antonio	Lafayette, Ind.
85	Sandland, Beau	TE	6-5	252	2/23/93	R	Montana State	Simi Valley, Calif.
26	Waters, Herb	CB	6-0	188	11/10/92	R	Miami	Homestead, Fla.
35	Whitehead, Jermaine	S	5-11	195	3/12/93	1	Auburn	Greenwood, Miss.

## RESERVE/SUSPENDED BY COMMISSIONER

64	Pennel, Mike	DT	6-4	332	5/9/91	3	Colorado State-Pueblo	Aurora, Colo.
----	--------------	----	-----	-----	--------	---	-----------------------	---------------

No	NUMERICAL ROSTER	Pos	Ht	Wt	Age	NFL Exp	College	How Acquired	Reg. season GP/GS/DNP/IA
2	Mason Crosby	K	6-1	207	32	10	Colorado	D6c-07	13/0/0/0
7	Brett Hundley	QB	6-3	226	23	2	UCLA	D5-15	3/0/10/0
10	Jacob Schum	P	5-10	211	27	2	Buffalo	W-16 (T.B.)	13/0/0/0
11	Trevor Davis	WR	6-1	188	23	R	California	D5-16	10/0/0/3
12	Aaron Rodgers	QB	6-2	225	33	12	California	D1-05	13/13/0/0
17	Davante Adams	WR	6-1	215	23	3	Fresno State	D2-14	13/12/0/0
18	Randall Cobb	WR	5-10	192	26	6	Kentucky	D2-11	12/10/0/1
20	Makinton Dorleant	CB	5-11	182	24	R	Northern Iowa	FA-16	1/0/0/1
21	Ha Ha Clinton-Dix	S	6-1	208	23	3	Alabama	D1-14	13/13/0/0
22	Aaron Ripkowski	FB	6-1	246	23	2	Oklahoma	D6a-15	13/5/0/0
23	Damarious Randall	CB	5-11	196	24	2	Arizona State	D1-15	7/7/0/6
24	Quinten Rollins	CB	5-11	195	24	2	Miami (Ohio)	D2-15	10/8/0/3
25	Marwin Evans	S	5-11	211	23	R	Utah State	FA-16	13/0/0/0
28	Josh Hawkins	CB	5-10	189	23	R	East Carolina	FA-16	11/0/0/2
29	Kentrell Brice	S	5-11	200	22	R	Louisiana Tech	FA-16	13/0/0/0
32	Christine Michael	RB	5-10	220	26	4	Texas A&M	W-16 (Sea.)	12/7/0/1
33	Micah Hyde	DB	6-0	197	25	4	Iowa	D5a-13	13/9/0/0
36	LaDarius Gunter	CB	6-2	201	24	2	Miami	FA-15	13/12/0/0
40	Joe Kerridge	FB	6-0	245	24	R	Michigan	FA-16	5/0/0/0
42	Morgan Burnett	S	6-1	209	27	7	Georgia Tech	D3-10	12/12/0/1
44	James Starks	RB	6-2	218	30	7	Buffalo	D6-10	9/4/0/4
47	Jake Ryan	LB	6-2	240	24	2	Michigan	D4-15	11/8/0/2
48	Joe Thomas	LB	6-1	227	25	2	South Carolina State	FA-15 (PS-Dal.)	13/4/0/0
50	Blake Martinez	LB	6-2	237	22	R	Stanford	D4a-16	10/9/0/3
51	Kyler Fackrell	LB	6-5	245	25	R	Utah State	D3-16	10/0/0/3
52	Clay Matthews	LB	6-3	255	30	8	Southern California	D1b-09	9/8/0/4
53	Nick Perry	LB	6-3	265	26	5	Southern California	D1-12	12/12/0/1
54	Carl Bradford	LB	6-1	248	24	2	Arizona State	D4-14	4/0/0/0
56	Julius Peppers	LB	6-7	287	36	15	North Carolina	FA-14	13/8/0/0
61	Brett Goode	LS	6-1	255	32	9	Arkansas	FA-08	13/0/0/0
63	Corey Linsley	C	6-3	301	25	3	Ohio State	D5a-14	6/6/0/0
65	Lane Taylor	G	6-3	324	27	4	Oklahoma State	FA-13	13/13/0/0
67	Don Barclay	T/G	6-4	305	27	5	West Virginia	FA-12	13/1/0/0
68	Kyle Murphy	T	6-6	305	23	R	Stanford	D6-16	3/0/1/9
69	David Bakhtiari	T	6-4	310	25	4	Colorado	D4a-13	13/13/0/0
70	T.J. Lang	G	6-4	318	29	8	Eastern Michigan	D4-09	10/10/0/3
73	JC Tretter	C/G	6-4	307	25	4	Cornell	D4b-13	7/7/0/6
75	Bryan Bulaga	T	6-5	314	27	7	Iowa	D1-10	13/13/0/0
76	Mike Daniels	DT	6-0	310	27	5	Iowa	D4a-12	13/13/0/0
78	Jason Spriggs	T	6-6	301	22	R	Indiana	D2-16	13/2/0/0
81	Geronimo Allison	WR	6-3	202	22	R	Illinois	FA-16	7/0/0/0
82	Richard Rodgers	TE	6-4	257	24	3	California	D3b-14	13/5/0/0
83	Jeff Janis	WR	6-3	219	25	3	Saginaw Valley State	D7-14	13/1/0/0
87	Jordy Nelson	WR	6-3	217	31	9	Kansas State	D2a-08	13/13/0/0
88	Ty Montgomery	RB	6-0	216	22	2	Stanford	D3-15	12/3/0/1
89	Jared Cook	TE	6-5	254	29	8	South Carolina	FA-16	7/5/0/6
91	Jayrone Elliott	LB	6-3	255	25	3	Toledo	FA-14	10/0/0/3
94	Dean Lowry	DE	6-6	296	22	R	Northwestern	D4b-16	12/0/1/0
95	Datone Jones	DE/LB	6-4	285	26	4	UCLA	D1-13	12/2/0/1
97	Kenny Clark	DT	6-3	314	21	R	UCLA	D1-16	13/2/0/0
98	Letroy Guion	DT	6-4	322	29	9	Florida State	FA-14	12/12/0/1
99	Christian Ringo	DT	6-1	298	24	1	Louisiana-Lafayette	D6b-15	6/0/0/7

**INJURED RESERVE**

27	Eddie Lacy	RB	5-11	234	26	4	Alabama	D2-13	5/5/0/0
34	Don Jackson	RB	5-10	208	23	R	Nevada	FA-16	3/1/0/1
37	Sam Shields	CB	5-11	184	29	7	Miami	FA-10	1/1/0/4
38	John Crockett	RB	6-0	217	24	1	North Dakota State	FA-15	0/0/0/0
39	Demetri Goodson	CB	5-11	197	27	3	Baylor	D6-14	6/3/0/1

**PRACTICE SQUAD**

6	Joe Callahan	QB	6-1	216	23	R	Wesley	FA-16	0/0/0/10
26	Herb Waters	CB	6-0	188	24	R	Miami	FA-16	0/0/0/0
35	Jermaine Whitehead	S	5-11	195	23	1	Auburn	FA-16	2/0/0/0
49	Derrick Mathews	LB	6-0	232	24	1	Houston	FA-16	0/0/0/0
57	Jacob Flores	C	6-3	300	23	R	Dartmouth	FA-16	0/0/0/0
62	Lucas Patrick	G	6-3	313	23	R	Duke	FA-16	0/0/0/0
85	Beau Sandland	TE	6-5	252	23	R	Montana State	FA-16	0/0/0/0
86	Devon Cajuste	TE	6-4	235	23	R	Stanford	FA-16	0/0/0/0
93	Reggie Gilbert	LB	6-3	261	23	R	Arizona	FA-16	0/0/0/0
96	Brian Price	DT	6-3	318	22	R	Texas San Antonio	FA-16	1/0/0/1

**RESERVE/SUSPENDED BY COMMISSIONER**

64	Pennel, Mike	DT	6-4	332	5/9/91	3	Colorado State-Pueblo	Aurora, Colo.
----	--------------	----	-----	-----	--------	---	-----------------------	---------------



**OFFENSE**

<b>WR:</b> 87	Jordy Nelson	17	Davante Adams	<u>81</u>	<u>Geronimo Allison</u>
<b>LT:</b> 69	David Bakhtiari	<u>78</u>	<u>Jason Spriggs</u>		
<b>LG:</b> 65	Lane Taylor	67	Don Barclay		
<b>C:</b> 73	JC Tretter	63	Corey Linsley		
<b>RG:</b> 70	T.J. Lang	67	Don Barclay		
<b>RT:</b> 75	Bryan Bulaga	<u>68</u>	<u>Kyle Murphy</u>		
<b>TE:</b> 89	Jared Cook	82	Richard Rodgers		
<b>WR:</b> 18	Randall Cobb	83	Jeff Janis	<u>11</u>	<u>Trevor Davis</u>
<b>QB:</b> 12	Aaron Rodgers	7	Brett Hundley		
<b>RB:</b> 44	James Starks	88	Ty Montgomery	32	Christine Michael
<b>FB:</b> 22	Aaron Ripkowski	<u>40</u>	<u>Joe Kerridge</u>		

**DEFENSE**

<b>DE:</b> <u>97</u>	<u>Kenny Clark</u>	<u>94</u>	<u>Dean Lowry</u>		
<b>NT:</b> 98	Letroy Guion	99	Christian Ringo		
<b>DT:</b> 76	Mike Daniels	<u>97</u>	<u>Kenny Clark</u>		
<b>LOLB:</b> 53	Nick Perry	56	Julius Peppers	91	Jayrone Elliott
<b>ILB:</b> 47	Jake Ryan	48	Joe Thomas		
<b>ILB:</b> <u>50</u>	<u>Blake Martinez</u>	54	Carl Bradford		
<b>ROLB:</b> 52	Clay Matthews	95	Datone Jones	<u>51</u>	<u>Kyler Fackrell</u>
<b>LCB:</b> 23	Damarius Randall	<u>28</u>	<u>Josh Hawkins</u>	<u>20</u>	<u>Makinton Dorleant</u>
<b>RCB:</b> 24	Quinten Rollins	36	LaDarius Gunter		
<b>SS:</b> 42	Morgan Burnett	33	Micah Hyde	<u>25</u>	<u>Marwin Evans</u>
<b>FS:</b> 21	Ha Ha Clinton-Dix	<u>29</u>	<u>Kentrell Brice</u>		

**SPECIAL TEAMS**

<b>K:</b> 2	Mason Crosby	10	Jacob Schum		
<b>P:</b> 10	Jacob Schum	2	Mason Crosby		
<b>H:</b> 10	Jacob Schum	18	Randall Cobb		
<b>PR:</b> 18	Randall Cobb	33	Micah Hyde	<u>11</u>	<u>Trevor Davis</u>
<b>KR:</b> 88	Ty Montgomery	83	Jeff Janis		
<b>LS:</b> 61	Brett Goode	67	Don Barclay		

## Rookies are underlined ##

**COACH LOCATIONS**

► **Coaches' Box:** Jeff Blasko (coaching administrator), Dom Capers (defensive coordinator), Tom Clements (associate head coach/offense), Ejiro Evero (defensive quality control), Scott McCurley (assistant linebackers), Joe Whitt Jr. (secondary - cornerbacks).

► **Sideline:** Brian Angelichio (tight ends), Edgar Bennett (offensive coordinator), James Campen (offensive line), Luke Getsy (wide receivers), Jerry Montgomery (defensive front assistant), Winston Moss (associate head coach/linebackers), Darren Perry (secondary - safeties), David Raih (assistant offensive line), Jason Simmons (assistant special teams), Ben Sirmans (running backs), Mike Trgovac (defensive line), Alex Van Pelt (quarterbacks), Ron Zook (special teams coordinator).







## HOW THE PACKERS WERE BUILT

Year	Record	Draft (35)	Waivers (2)	Free Agents (15)
2005	4-12	QB Aaron Rodgers D1		
2007	13-3	K Mason Crosby D6c		
2008	6-10	WR Jordy Nelson D2a		LS Brett Goode
2009	11-5	LB Clay Matthews D1b G T.J. Lang D4		
2010	10-6	T Bryan Bulaga D1 S Morgan Burnett D3 RB James Starks D6		
2011	15-1	WR Randall Cobb D2		
2012	11-5	LB Nick Perry D1 DT Mike Daniels D4a		T/G Don Barclay
2013	8-7-1	DE/LB Datone Jones D1 T David Bakhtiari D4a C/G JC Tretter D4b DB Micah Hyde D5a		G Lane Taylor
2014	12-4	S Ha Ha Clinton-Dix D1 WR Davante Adams D2 TE Richard Rodgers D3b LB Carl Bradford D4 C Corey Linsley D5-a WR Jeff Janis D7		LB Jayrone Elliott DT Letroy Guion LB Julius Peppers
2015	10-6	CB Damarious Randall D1 CB Quinten Rollins D2 WR Ty Montgomery D3 LB Jake Ryan D4 QB Brett Hundley D5 FB Aaron Ripkowski D6a DT Christian Ringo D6b		CB LaDarius Gunter LB Joe Thomas (PS-Dal.)
2016	7-6	DT Kenny Clark D1 T Jason Spriggs D2 LB Kyler Fackrell D3 LB Blake Martinez D4a DE Dean Lowry D4b WR Trevor Davis D5 T Kyle Murphy D6	P Jacob Schum (TB) RB Christine Michael (SEA)	WR Geronimo Allison S Kentrell Brice TE Jared Cook CB Makinton Dorleant S Marwin Evans CB Josh Hawkins FB Joe Kerridge



## INDIVIDUAL STATISTICS, OFFENSE

		<b>RUSHING</b>					<b>E.Lacy</b>					<b>J.Starks</b>					<b>A.Rodgers</b>					<b>R.Cobb</b>					<b>A.Ripkowski</b>					<b>T.Montgomery</b>				
		No	Yds	Avg	Lg	TD	No	Yds	Avg	Lg	TD	No	Yds	Avg	Lg	TD	No	Yds	Avg	Lg	TD	No	Yds	Avg	Lg	TD	No	Yds	Avg	Lg	TD					
9/11	at Jax	14	61	4.4	28	0	4	7	1.8	4	0	4	16	4.0	8	1	3	11	3.7	6	0	0	0	0	0	--	--	0	0	0	--	--	0			
9/18	at Min	12	50	4.2	13	0	7	3	0.4	5	0	3	29	9.7	10	1	1	1	1.0	1	0	0	0	0	--	--	0	0	0	--	--	0				
9/25	Det	17	103	6.1	25	0	1	-1	-1.0	-1	0	5	22	4.4	14	0	0	0	--	--	0	0	0	--	--	0	1	-1	-1.0	-1	0					
10/9	NYG	11	81	7.4	31	0	12	33	2.8	10	0	5	15	3.0	11	0	1	0	0.0	0	0	2	17	8.5	13	0	1	1	1.0	1	0					
10/16	Dal	17	65	3.8	25	0						3	7	2.3	9	0	0	0	--	--	0	1	0	0.0	0	0	3	6	2.0	6	0					
10/20	Chi											2	7	3.5	8	0	5	21	4.2	14	0	3	8	2.7	4	0	9	60	6.7	30	0					
10/30	at Atl											6	60	10.0	23	0						6	34	5.7	12	0										
11/6	Ind											6	43	7.2	21	0	0	0	--	--	0	2	4	2.0	2	0	7	53	7.6	24	0					
11/13	at Ten						7	33	4.7	11	0	3	27	9.0	20	1	0	0	--	--	0	0	0	--	--	0	3	9	3.0	5	0					
11/20	at Was						9	25	2.8	8	0	3	33	11.0	17	0	0	0	--	--	0	2	9	4.5	7	0	4	17	4.3	7	0					
11/28	at Phi						17	41	2.4	8	0	6	26	4.3	16	0	0	0	--	--	0	3	1	0.3	2	1	1	2	2.0	2	0					
12/4	Hou						4	1	0.3	4	0	3	16	5.3	11	0	0	0	--	--	0	3	14	4.7	10	1	6	40	6.7	13	0					
12/11	Sea						2	3	1.5	2	0	3	-6	-2.0	-1	0	0	0	--	--	0	3	2	0.7	2	0	9	41	4.6	17	1					
12/18	at Chi																																			
12/24	Min																																			
1/1	at Det																																			
<b>SEASON</b>		<b>71</b>	<b>360</b>	<b>5.1</b>	<b>31</b>	<b>0</b>	<b>63</b>	<b>145</b>	<b>2.3</b>	<b>11</b>	<b>0</b>	<b>52</b>	<b>295</b>	<b>5.7</b>	<b>23</b>	<b>3</b>	<b>10</b>	<b>33</b>	<b>3.3</b>	<b>14</b>	<b>0</b>	<b>25</b>	<b>89</b>	<b>3.6</b>	<b>13</b>	<b>2</b>	<b>44</b>	<b>228</b>	<b>5.2</b>	<b>30</b>	<b>1</b>					
<b>CAREER</b>		<b>788</b>	<b>3435</b>	<b>4.4</b>	<b>60</b>	<b>23</b>	<b>618</b>	<b>2506</b>	<b>4.1</b>	<b>65</b>	<b>9</b>	<b>486</b>	<b>2470</b>	<b>5.1</b>	<b>35</b>	<b>24</b>	<b>50</b>	<b>335</b>	<b>6.7</b>	<b>67</b>	<b>0</b>	<b>25</b>	<b>89</b>	<b>3.6</b>	<b>13</b>	<b>2</b>	<b>47</b>	<b>242</b>	<b>5.1</b>	<b>30</b>	<b>1</b>					

**ADDITIONAL REGULAR-SEASON RUSHING:** **K.Davis** 2-1 vs. Chi (Oct. 20), 3-4 at Atl (Oct. 30); **B.Hundley** 1-0 at Was (Nov. 20), 2-(-2) vs. Sea (Dec. 11); **D.Jackson** 2-6 vs. Chi (Oct. 20), 4-10 at Atl (Oct. 30), 4-16 vs. Ind (Nov. 6); **J.Janis** 1-19 vs. Hou (Dec. 4), 1-19 vs. Sea (Dec. 11); **C.Michael** 1-4 at Phi (Nov. 28), 9-19 vs. Hou (Dec. 4), 10-36 vs. Sea (Dec. 11).

		<b>PASSING</b>										<b>A.Rodgers</b>										<b>B.Hundley</b>										
		Att	Com	Pct	Yds	Sk/Yd	TD	Lg	Int	Rtng	Att	Com	Pct	Yds	Sk/Yd	TD	Lg	Int	Rtng	Att	Com	Pct	Yds	Sk/Yd	TD	Lg	Int	Rtng				
9/11	at Jax	34	20	58.8	199	1/0	2	32	0	95.1																						
9/18	at Min	36	20	55.6	213	5/33	1	39	1	70.7																						
9/25	Det	24	15	62.5	205	2/4	4	49	0	129.3																						
10/9	NYG	45	23	51.1	259	0/0	2	29	2	65.0																						
10/16	Dal	42	31	73.8	294	1/0	1	25	1	90.8																						
10/20	Chi	56	39	69.6	326	2/23	3	25	0	102.2																						
10/30	at Atl	38	28	73.7	246	3/23	4	58	0	125.5																						
11/6	Ind	43	26	60.5	297	3/8	3	40	1	94.8																						
11/13	at Ten	51	31	60.8	371	5/46	2	46	2	79.8																						
11/20	at Was	41	26	63.4	351	2/20	3	47	0	115.0	4	1	25.0	8	0/0	0	8	0	39.6													
11/28	at Phi	39	30	76.9	313	0/0	2	50	0	116.7	3	1	33.3	9	0/0	0	9	1	2.8													
12/4	Hou	30	20	66.7	209	1/9	2	32	0	108.9																						
12/11	Sea	23	18	78.3	246	1/9	3	66	0	150.8																						
12/18	at Chi																															
12/24	Min																															
1/1	at Det																															
<b>SEASON</b>		<b>502</b>	<b>327</b>	<b>65.1</b>	<b>3529</b>	<b>26/175</b>	<b>32</b>	<b>66</b>	<b>7</b>	<b>101.1</b>	<b>9</b>	<b>2</b>	<b>22.2</b>	<b>17</b>	<b>0/0</b>	<b>0</b>	<b>9</b>	<b>1</b>	<b>0.0</b>													
<b>CAREER</b>		<b>4549</b>	<b>2960</b>	<b>65.1</b>	<b>35928</b>	<b>332/2092</b>	<b>289</b>	<b>93</b>	<b>72</b>	<b>103.8</b>	<b>9</b>	<b>2</b>	<b>22.2</b>	<b>17</b>	<b>0/0</b>	<b>0</b>	<b>9</b>	<b>1</b>	<b>0.0</b>													

		<b>PASSING</b>									
		Att	Com	Pct	Yds	Sk/Yd	TD	Lg	Int	Rtng	
9/13	at Jax										
9/18	at Min										
9/25	Det										
10/9	NYG										
10/16	Dal										
10/20	Chi										
10/30	at Atl										
11/6	Ind										
11/13	at Ten										
11/20	at Was										
11/28	at Phi										
12/4	Hou										
12/11	Sea										
12/18	at Chi										
12/24	Min										
1/1	at Det										
<b>SEASON</b>		<b>0</b>	<b>0</b>	<b>--</b>	<b>0</b>	<b>0/0</b>	<b>0</b>	<b>--</b>	<b>0</b>	<b>--</b>	
<b>CAREER</b>		<b>0</b>	<b>0</b>	<b>--</b>	<b>0</b>	<b>0/0</b>	<b>0</b>	<b>--</b>	<b>0</b>	<b>--</b>	

## INDIVIDUAL STATISTICS, OFFENSE

		<b>RECEIVING J.Nelson</b>					<b>R.Cobb</b>					<b>D.Adams</b>					<b>J.Abbrederis</b>					<b>J.Cook</b>					<b>R.Rodgers</b>				
		No	Yds	Avg	Lg	TD	No	Yds	Avg	Lg	TD	No	Yds	Avg	Lg	TD	No	Yds	Avg	Lg	TD	No	Yds	Avg	Lg	TD	No	Yds	Avg	Lg	TD
9/11	at Jax	6	32	5.3	8	1	6	57	9.5	32	0	3	50	16.7	29t	1	1	8	8.0	8	0	1	7	7.0	7	0	1	22	22.0	22	0
9/18	at Min	5	73	14.6	39	1	5	42	8.4	14	0	3	26	8.1	13	0	0	0	--	--	0	4	31	7.8	14	0	2	25	12.5	15	0
9/25	Det	6	101	16.8	49	2	1	33	33.0	33	0	2	23	11.5	14t	1	0	0	--	--	0	1	15	15.0	15	0	2	9	4.5	7	1
10/9	NYG	4	38	9.5	17	1	9	108	12.0	21	0	5	85	17.0	29t	1	0	0	--	--	0	(Inactive)					1	6	6.0	6	0
10/16	Dal	5	68	13.6	25	0	7	53	7.6	17	1	2	34	17.0	22	0	0	0	--	--	0	(Inactive)					2	15	7.5	12	0
10/20	Chi	1	9	9.0	9	0	11	95	8.6	25	1	13	132	10.2	24	2	(Inactive)					(Inactive)					1	7	7.0	7	0
10/30	at Atl	4	94	23.5	58	1	(Inactive)					12	74	6.2	22	0	(Not With Team)					(Inactive)					0	0	--	--	0
11/6	Ind	7	94	13.4	26t	1	2	14	7.0	11	1	4	41	10.3	40	1	(Not With Team)					(Inactive)					6	64	10.7	22	0
11/13	at Ten	12	126	10.5	20	1	4	31	7.8	11	0	6	156	26.0	46	0	(Not With Team)					(Inactive)					4	27	6.8	12	0
11/20	at Was	3	28	9.3	13t	1	3	84	28.0	47	0	3	42	14.0	37	0	(Not With Team)					6	105	17.5	47	1	4	28	7.0	11	0
11/28	at Phi	8	91	11.4	22	0	6	41	6.8	12	0	5	113	22.6	50	2	(Not With Team)					1	7	7.0	7	0	0	0	--	--	0
12/4	Hou	8	118	14.8	32t	1	3	19	6.3	9t	1	1	17	17.0	17	0	(Not With Team)					3	19	6.3	10	0	2	16	8.0	9	0
12/11	Sea	6	41	6.8	11	2	3	33	11.0	25	0	4	104	26.0	66t	1	(Not With Team)					1	15	15.0	15	0	1	8	8.0	8	0
12/18	at Chi																														
12/24	Min																														
1/1	at Det																														
<b>SEASON</b>		<b>75</b>	<b>913</b>	<b>12.2</b>	<b>58</b>	<b>12</b>	<b>60</b>	<b>610</b>	<b>10.2</b>	<b>47</b>	<b>4</b>	<b>63</b>	<b>897</b>	<b>14.2</b>	<b>66t</b>	<b>9</b>	<b>1</b>	<b>8</b>	<b>8.0</b>	<b>8</b>	<b>0</b>	<b>17</b>	<b>199</b>	<b>11.7</b>	<b>47</b>	<b>1</b>	<b>26</b>	<b>227</b>	<b>8.7</b>	<b>22</b>	<b>1</b>
<b>CAREER</b>		<b>475</b>	<b>7022</b>	<b>14.8</b>	<b>93t</b>	<b>61</b>	<b>366</b>	<b>4488</b>	<b>12.3</b>	<b>70t</b>	<b>35</b>	<b>151</b>	<b>1826</b>	<b>12.1</b>	<b>66t</b>	<b>13</b>	<b>10</b>	<b>119</b>	<b>11.9</b>	<b>32</b>	<b>0</b>	<b>290</b>	<b>3702</b>	<b>12.8</b>	<b>80t</b>	<b>17</b>	<b>103</b>	<b>954</b>	<b>9.3</b>	<b>61t</b>	<b>11</b>

		<b>RECEIVING E.Lacy</b>					<b>J.Starks</b>					<b>T.Montgomery</b>					<b>J.Janis</b>					<b>T.Davis</b>					<b>J.Perillo</b>				
		No	Yds	Avg	Lg	TD	No	Yds	Avg	Lg	TD	No	Yds	Avg	Lg	TD	No	Yds	Avg	Lg	TD	No	Yds	Avg	Lg	TD	No	Yds	Avg	Lg	TD
9/11	at Jax	1	17	17.0	17	0	1	6	6.0	6	0	0	0	--	--	0	0	0	--	--	0	(Inactive)					0	0	--	--	0
9/18	at Min	0	0	--	--	0	1	16	16.0	16	0	0	0	--	--	0	0	0	--	--	0	0	0	--	--	0	0	0	--	--	0
9/25	Det	1	2	2.0	2	0	1	9	9.0	9	0	0	0	--	--	0	0	0	--	--	0	0	0	--	--	0	1	13	13.0	13	0
10/9	NYG	1	3	3.0	3	0	3	19	6.3	9	0	0	0	--	--	0	0	0	--	--	0	0	0	--	--	0	0	0	--	--	0
10/16	Dal	1	6	6.0	6	0	(Injured Reserve)					10	98	9.8	15	0	2	14	7.0	8	0	0	0	--	--	0	1	4	4.0	4	0
10/20	Chi	(Injured Reserve)					(Inactive)					10	66	6.6	13	0	2	9	4.5	7	0	0	0	--	--	0	0	0	--	--	0
10/30	at Atl	(Injured Reserve)					(Inactive)					(Inactive)					4	30	7.5	10	1	3	24	8.0	9t	1	0	0	--	--	0
11/6	Ind	(Injured Reserve)					(Inactive)					3	38	12.7	18	0	1	25	25.0	25	0	0	0	--	--	0	2	18	9.0	9	0
11/13	at Ten	(Injured Reserve)					3	11	3.7	13t	1	2	11	5.5	8	0	0	0	--	--	0	0	0	--	--	0	0	0	--	--	0
11/20	at Was	(Injured Reserve)					5	46	9.2	31t	1	3	27	9.0	10	0	0	0	--	--	0	0	0	--	--	0	(Not With Team)				
11/28	at Phi	(Injured Reserve)					5	27	5.4	8	0	2	12	6.0	9	0	1	7	7.0	7	0	0	0	--	--	0	(Not With Team)				
12/4	Hou	(Injured Reserve)					0	0	--	--	0	2	16	8.0	10	0	0	0	--	--	0	(Inactive)					(Not With Team)				
12/11	Sea	(Injured Reserve)					0	0	--	--	0	3	45	15.0	24	0	0	0	--	--	0	(Inactive)					(Not With Team)				
12/18	at Chi																														
12/24	Min																														
1/1	at Det																														
<b>SEASON</b>		<b>4</b>	<b>28</b>	<b>7.0</b>	<b>17</b>	<b>0</b>	<b>19</b>	<b>134</b>	<b>7.1</b>	<b>31t</b>	<b>2</b>	<b>35</b>	<b>313</b>	<b>8.9</b>	<b>24</b>	<b>0</b>	<b>10</b>	<b>85</b>	<b>8.5</b>	<b>25</b>	<b>1</b>	<b>3</b>	<b>24</b>	<b>8.0</b>	<b>9t</b>	<b>1</b>	<b>4</b>	<b>35</b>	<b>8.8</b>	<b>13</b>	<b>0</b>
<b>CAREER</b>		<b>101</b>	<b>900</b>	<b>8.9</b>	<b>67</b>	<b>6</b>	<b>125</b>	<b>1017</b>	<b>8.1</b>	<b>31t</b>	<b>6</b>	<b>50</b>	<b>449</b>	<b>9.0</b>	<b>31t</b>	<b>2</b>	<b>14</b>	<b>180</b>	<b>12.9</b>	<b>46</b>	<b>1</b>	<b>3</b>	<b>24</b>	<b>8.0</b>	<b>9t</b>	<b>1</b>	<b>15</b>	<b>137</b>	<b>9.1</b>	<b>24</b>	<b>1</b>

		<b>RECEIVING K.Davis</b>					<b>G.Allison</b>					<b>C.Michael</b>																	
		No	Yds	Avg	Lg	TD	No	Yds	Avg	Lg	TD	No	Yds	Avg	Lg	TD													
9/11	at Jax	(Not with Team)					(Practice Squad)					(Not with Team)																	
9/18	at Min	(Not with Team)					(Practice Squad)					(Not with Team)																	
9/25	Det	(Not with Team)					(Practice Squad)					(Not with Team)																	
10/9	NYG	(Not with Team)					(Practice Squad)					(Not with Team)																	
10/16	Dal	(Not with Team)					(Practice Squad)					(Not with Team)																	
10/20	Chi	0	0	--	--	0	(Practice Squad)					(Not with Team)																	
10/30	at Atl	2	4	2.0	10	0	2	21	10.5	17	1	(Not with Team)																	
11/6	Ind	(Not with Team)					0	0	--	--	0	(Not with Team)																	
11/13	at Ten	(Not with Team)					1	17	17.0	17	0	(Not with Team)																	
11/20	at Was	(Not with Team)					0	0	--	--	0	(Inactive)																	
11/28	at Phi	(Not with Team)					0	0	--	--	0	0	0	--	--	0	(Not With Team)												
12/4	Hou	(Not with Team)					0	0	--	--	0	0	0	--	--	0	(Not With Team)												
12/11	Sea	(Not with Team)					0	0	--	--	0	0	0	--	--	0	(Not With Team)												
12/18	at Chi																												
12/24	Min																												
1/1	at Det																												
<b>SEASON</b>		<b>2</b>	<b>4</b>	<b>2.0</b>	<b>10</b>	<b>0</b>	<b>3</b>	<b>38</b>	<b>12.7</b>	<b>17</b>	<b>1</b>	<b>0</b>	<b>0</b>	<b>--</b>	<b>--</b>	<b>0</b>													
<b>CAREER</b>		<b>33</b>	<b>264</b>	<b>8.0</b>	<b>70t</b>	<b>1</b>	<b>3</b>	<b>38</b>	<b>12.7</b>	<b>17</b>	<b>1</b>	<b>24</b>	<b>124</b>	<b>5.2</b>	<b>13</b>	<b>1</b>													

# INDIVIDUAL STATISTICS, OFFENSE

## RUSHING

		E.Lacy										J.Starks										A.Rodgers									
		First Half					Second Half					First Half					Second Half					First Half					Second Half				
		No	Yds	Avg	Lg	TD	No	Yds	Avg	Lg	TD	No	Yds	Avg	Lg	TD	No	Yds	Avg	Lg	TD	No	Yds	Avg	Lg	TD	No	Yds	Avg	Lg	TD
9/11	at Jax	7	20	2.9	9	0	7	41	5.9	28	0	2	6	3.0	4	0	2	1	0.5	1	0	1	6	6.0	6t	1	3	10	3.3	8	0
9/18	at Min	6	16	2.7	5	0	6	34	5.7	13	0	1	2	2.0	2	0	6	1	0.2	5	0	0	0	--	--	0	3	29	9.7	10t	1
9/25	Det	6	42	7.0	25	0	11	61	5.5	14	0	0	0	--	--	0	1	-1	-1.0	-1	0	0	0	--	--	0	5	22	4.4	14	0
10/9	NYG	9	77	8.6	31	0	2	4	2.0	2	0	3	17	5.7	8	0	9	16	1.8	10	0	2	18	9.0	11	0	3	-3	-1.0	-1	0
10/16	Dal	7	45	6.4	25	0	10	20	2.0	5	0	(Inactive)					(Inactive)					(Inactive)									
10/20	Chi	(Inactive)										(Inactive)										(Inactive)									
10/30	at Atl	(Injured Reserve)										(Injured Reserve)										(Injured Reserve)									
11/6	Ind	(Injured Reserve)										(Injured Reserve)										(Injured Reserve)									
11/13	at Ten	(Injured Reserve)										(Injured Reserve)										(Injured Reserve)									
11/20	at Was	(Injured Reserve)										(Injured Reserve)										(Injured Reserve)									
11/28	at Phi	(Injured Reserve)										(Injured Reserve)										(Injured Reserve)									
12/4	Hou	(Injured Reserve)										(Injured Reserve)										(Injured Reserve)									
12/11	Sea	(Injured Reserve)										(Injured Reserve)										(Injured Reserve)									
12/18	at Chi	(Injured Reserve)										(Injured Reserve)										(Injured Reserve)									
12/24	Min	(Injured Reserve)										(Injured Reserve)										(Injured Reserve)									
1/1	at Det	(Injured Reserve)										(Injured Reserve)										(Injured Reserve)									
<b>SEASON</b>		<b>35</b>	<b>200</b>	<b>5.7</b>	<b>31</b>	<b>0</b>	<b>36</b>	<b>160</b>	<b>4.4</b>	<b>28</b>	<b>0</b>	<b>26</b>	<b>82</b>	<b>3.2</b>	<b>11</b>	<b>0</b>	<b>37</b>	<b>63</b>	<b>1.7</b>	<b>10</b>	<b>0</b>	<b>18</b>	<b>125</b>	<b>6.9</b>	<b>23</b>	<b>1</b>	<b>34</b>	<b>170</b>	<b>5.0</b>	<b>21</b>	<b>2</b>

## PASSING

		A.Rodgers										Second Half									
		First Half					Second Half					First Half					Second Half				
		Att	Com	Pct	Yds	Sk/Yd	TD	Lg	Int	Rtng	Att	Com	Pct	Yds	Sk/Yd	TD	Lg	Int	Rtng		
9/11	at Jax	18	11	61.1	114	0/0	2	29t	0	116.4	16	9	56.3	85	1/0	0	32	0	71.1		
9/18	at Min	15	8	53.3	59	1/13	1	21	0	85.1	21	12	57.1	154	4/20	0	39	1	60.4		
9/25	Det	18	12	66.7	174	1/4	4	49	0	137.5	6	3	50.0	31	1/0	0	13	0	65.3		
10/9	NYG	28	13	46.4	134	0/0	2	29t	2	54.8	17	10	58.8	125	0/0	0	21	0	81.7		
10/16	Dal	22	15	68.2	135	0/0	0	22	0	84.5	20	16	80.0	159	1/0	1	25	1	95.6		
10/20	Chi	30	19	63.3	150	1/9	0	19	0	75.7	26	20	76.9	176	1/14	3	25	0	132.9		
10/30	at Atl	21	17	81.0	170	1/7	3	58	0	140.0	17	11	64.7	76	2/16	1	17	0	94.2		
11/6	Ind	17	7	41.2	77	2/7	1	26t	0	74.9	26	19	73.1	220	1/1	2	40	1	107.9		
11/13	at Ten	26	18	69.2	238	2/18	2	46	1	107.5	25	13	52.0	133	3/28	0	35	1	50.9		
11/20	at Was	22	13	59.1	100	2/20	1	15	0	85.4	19	13	68.4	251	0/0	2	47	0	146.3		
11/28	at Phi	21	17	81.0	142	0/0	2	20t	0	126.6	18	13	72.2	171	0/0	0	50	0	101.9		
12/4	Hou	16	11	68.8	68	0/0	1	10	0	97.9	14	9	64.3	141	1/9	1	32t	0	121.4		
12/11	Sea	15	12	80.0	202	0/0	2	66t	0	158.3	8	6	75.0	44	1/9	1	16	0	127.1		
12/18	at Chi	(Injured Reserve)										(Injured Reserve)									
12/24	Min	(Injured Reserve)										(Injured Reserve)									
1/1	at Det	(Injured Reserve)										(Injured Reserve)									
<b>SEASON</b>		<b>269</b>	<b>173</b>	<b>64.3</b>	<b>1763</b>	<b>10/78</b>	<b>21</b>	<b>66t</b>	<b>3</b>	<b>104.4</b>	<b>233</b>	<b>154</b>	<b>66.1</b>	<b>1766</b>	<b>16/97</b>	<b>11</b>	<b>50</b>	<b>4</b>	<b>97.3</b>		

## PASSING

		B.Hundley										Second Half									
		First Half					Second Half					First Half					Second Half				
		Att	Com	Pct	Yds	Sk/Yd	TD	Lg	Int	Rtng	Att	Com	Pct	Yds	Sk/Yd	TD	Lg	Int	Rtng		
9/11	at Jax	(Did Not Play)										(Did Not Play)									
9/18	at Min	(Did Not Play)										(Did Not Play)									
9/25	Det	(Did Not Play)										(Did Not Play)									
10/9	NYG	(Did Not Play)										(Did Not Play)									
10/16	Dal	(Did Not Play)										(Did Not Play)									
10/20	Chi	(Did Not Play)										(Did Not Play)									
10/30	at Atl	(Did Not Play)										(Did Not Play)									
11/6	Ind	(Did Not Play)										(Did Not Play)									
11/13	at Ten	0	0	--	0	0/0	0	--	0	--	4	1	25.0	8	0/0	0	8	0	39.6		
11/20	at Was	0	0	--	0	0/0	0	--	0	--	3	1	33.3	9	0/0	0	9	1	2.8		
11/28	at Phi	(Did Not Play)										(Did Not Play)									
12/4	Hou	(Did Not Play)										(Did Not Play)									
12/11	Sea	0	0	--	0	0/0	0	--	0	--	2	0	0.0	0	0/0	0	--	0	39.6		
12/18	at Chi	(Injured Reserve)										(Injured Reserve)									
12/24	Min	(Injured Reserve)										(Injured Reserve)									
1/1	at Det	(Injured Reserve)										(Injured Reserve)									
<b>SEASON</b>		<b>0</b>	<b>0</b>	<b>--</b>	<b>0</b>	<b>0/0</b>	<b>0</b>	<b>--</b>	<b>0</b>	<b>--</b>	<b>9</b>	<b>2</b>	<b>22.2</b>	<b>17</b>	<b>0/0</b>	<b>0</b>	<b>9</b>	<b>1</b>	<b>0.0</b>		

# INDIVIDUAL STATISTICS, OFFENSE

## RECEIVING J.Nelson

			First Half					Second Half					First Half					Second Half					First Half					Second Half									
			No	Yds	Avg	Lg	TD	No	Yds	Avg	Lg	TD	No	Yds	Avg	Lg	TD	No	Yds	Avg	Lg	TD	No	Yds	Avg	Lg	TD	No	Yds	Avg	Lg	TD	No	Yds	Avg	Lg	TD
			9/11	at	Jax	3	20	6.7	8	1	3	12	4.0	8	0	3	21	7.0	10	0	3	36	12.0	32	0	3	50	16.7	29t	1	0	0	--	--	0		
9/18	at	Min	3	28	9.3	21	1	2	45	22.5	39	0	4	28	7.0	9	0	1	14	14.0	14	0	1	3	3.0	3	0	2	23	11.5	13	0					
9/25		Det	6	101	16.8	49	2	0	0	--	--	0	1	33	33.0	33	0	0	0	--	--	0	1	14	14.0	14t	1	1	9	9.0	9	0					
10/9		NYG	2	9	4.5	7	1	2	29	14.5	17	0	6	57	9.5	17	0	3	51	17.0	21	0	3	55	18.3	29t	1	2	30	15.0	20	0					
10/16		Dal	2	22	11.0	18	0	3	46	15.3	25	0	4	26	6.5	17	0	3	27	9.0	13	1	1	22	22.0	22	0	1	12	12.0	12	0					
10/20		Chi	1	9	9.0	9	0	0	0	--	--	0	6	48	8.0	13	0	5	47	9.4	25	1	6	56	9.3	19	0	7	76	10.9	24	2					
10/30	at	Atl	4	94	23.5	58	1	0	0	--	--	0					(Inactive)						5	35	7.0	22	0	7	39	5.6	14	0					
11/6		Ind	1	26	26.0	26t	1	6	68	11.3	13	0	0	0	--	--	0	2	14	7.0	11	1	2	-1	-0.5	2	0	2	42	21.0	40	1					
11/13	at	Ten	7	78	11.1	20	1	5	48	9.6	17	0	2	14	7.0	8	0	2	17	8.5	11	0	5	121	24.2	46	0	1	35	35.0	35	0					
11/20	at	Was	2	19	9.5	13t	1	1	9	9.0	9	0	1	15	15.0	15	0	2	69	34.5	47	0	1	3	3.0	3	0	2	39	19.5	37	0					
11/28	at	Phi	3	32	10.7	13	0	5	59	11.8	22	0	6	41	6.8	12	0	0	0	--	--	0	2	32	16.0	20t	2	3	81	27.0	50	0					
12/4		Hou	5	37	7.4	9	0	3	81	27.0	32t	1	2	12	6.0	9t	1	1	7	7.0	7	0	0	0	--	--	0	1	17	17.0	17	0					
12/11		Sea	5	38	7.6	11	1	1	3	3.0	3t	1	3	33	11.0	25	0	0	0	--	--	0	2	92	46.0	66t	1	2	12	6.0	8	0					
12/18	at	Chi																																			
12/24		Min																																			
1/1	at	Det																																			
<b>SEASON</b>			<b>44</b>	<b>513</b>	<b>11.7</b>	<b>58</b>	<b>10</b>	<b>31</b>	<b>400</b>	<b>12.9</b>	<b>39</b>	<b>2</b>	<b>38</b>	<b>328</b>	<b>8.6</b>	<b>33</b>	<b>1</b>	<b>22</b>	<b>282</b>	<b>12.8</b>	<b>47</b>	<b>0</b>	<b>32</b>	<b>482</b>	<b>15.1</b>	<b>66t</b>	<b>6</b>	<b>31</b>	<b>415</b>	<b>13.4</b>	<b>50</b>	<b>3</b>					

## RECEIVING J.Abbrederis

			First Half					Second Half					First Half					Second Half					First Half					Second Half									
			No	Yds	Avg	Lg	TD	No	Yds	Avg	Lg	TD	No	Yds	Avg	Lg	TD	No	Yds	Avg	Lg	TD	No	Yds	Avg	Lg	TD	No	Yds	Avg	Lg	TD	No	Yds	Avg	Lg	TD
			9/11	at	Jax	0	0	--	--	0	0	0	8.0	8	0	0	0	--	--	0	0	0	--	--	0	0	0	--	--	0	1	22	22.0	22	0		
9/18	at	Min	0	0	--	--	0	0	0	--	--	0	0	0	--	--	0	4	31	7.8	14	0	0	0	--	--	0	2	25	12.5	15	0					
9/25		Det	0	0	--	--	0	0	0	--	--	0	1	15	15.0	15	0	0	0	--	--	0	2	9	4.5	7	1	0	0	--	--	0					
10/9		NYG	0	0	--	--	0	0	0	--	--	0					(Inactive)						1	6	6.0	6	0	0	0	--	--	0					
10/16		Dal	0	0	--	--	0	0	0	--	--	0					(Inactive)						1	12	12.0	12	0	1	3	3.0	3	0					
10/20		Chi															(Inactive)						0	0	--	--	0	1	7	7.0	7	0					
10/30	at	Atl															(Not With Team)						0	0	--	--	0	0	0	--	--	0					
11/6		Ind															(Not With Team)						3	43	14.3	22	0	3	21	7.0	11	0					
11/13	at	Ten															(Not With Team)						2	16	8.0	12	0	2	11	5.5	6	0					
11/20	at	Was											1	9	9.0	9	0	5	96	19.2	47	1	3	26	8.7	11	0	1	2	2.0	2	0					
11/28	at	Phi											1	7	7.0	7	0	0	0	--	--	0	0	0	--	--	0	0	0	--	--	0					
12/4		Hou											2	9	4.5	10	0	1	10	10.0	10	0	0	0	--	--	0	2	16	8.0	9	0					
12/11		Sea											1	15	15.0	15	0	0	0	--	--	0	0	0	--	--	0	1	8	8.0	8	0					
12/18	at	Chi																																			
12/24		Min																																			
1/1	at	Det																																			
<b>SEASON</b>			<b>0</b>	<b>0</b>	<b>--</b>	<b>--</b>	<b>0</b>	<b>1</b>	<b>8</b>	<b>8.0</b>	<b>8</b>	<b>0</b>	<b>6</b>	<b>55</b>	<b>9.2</b>	<b>15</b>	<b>0</b>	<b>11</b>	<b>144</b>	<b>13.1</b>	<b>47</b>	<b>1</b>	<b>12</b>	<b>112</b>	<b>9.3</b>	<b>22</b>	<b>1</b>	<b>14</b>	<b>115</b>	<b>8.2</b>	<b>22</b>	<b>0</b>					

## RECEIVING E.Lacy

			First Half					Second Half					First Half					Second Half					First Half					Second Half									
			No	Yds	Avg	Lg	TD	No	Yds	Avg	Lg	TD	No	Yds	Avg	Lg	TD	No	Yds	Avg	Lg	TD	No	Yds	Avg	Lg	TD	No	Yds	Avg	Lg	TD	No	Yds	Avg	Lg	TD
			9/11	at	Jax	1	17	17.0	17	0	0	0	--	--	0	1	6	6.0	6	0	0	0	--	--	0	0	0	--	--	0	0	0	--	--	0		
9/18	at	Min	0	0	--	--	0	0	0	--	--	0	0	0	--	--	0	1	16	16.0	16	0	0	0	--	--	0	0	0	--	--	0					
9/25		Det	1	2	2.0	2	0	0	0	--	--	0	0	0	--	--	0	1	9	9.0	9	0	0	0	--	--	0	0	0	--	--	0					
10/9		NYG	0	0	--	--	0	1	3	3.0	3	0	1	7	7.0	7	0	2	12	6.0	9	0	0	0	--	--	0	0	0	--	--	0					
10/16		Dal	1	6	6.0	6	0	0	0	--	--	0					(Inactive)						5	43	8.6	15	0	5	55	11.0	15	0					
10/20		Chi															(Injured Reserve)						4	28	7.0	12	0	6	38	6.3	13	0					
10/30	at	Atl															(Injured Reserve)																				
11/6		Ind															(Injured Reserve)																				
11/13	at	Ten											2	9	4.5	13t	1	1	2	2.0	2	0	0	0	--	--	0	2	11	5.5	8	0					
11/20	at	Was											3	9	3.0	5	0	2	37	18.5	31t	1	2	19	9.5	10	0	1	8	8.0	8	0					
11/28	at	Phi											2	11	5.5	7	0	3	16	5.3	8	0	2	12	6.0	9	0	0	0	--	--	0					
12/4		Hou											0	0	--	--	0	0	0	--	--	0	1	6	6.0	6	0	1	10	10.0	10	0					
12/11		Sea											0	0	--	--	0	0	0	--	--	0	1	24	24.0	24	0	2	21	10.5	16	0					
12/18	at	Chi																																			
12/24		Min																																			
1/1	at	Det																																			
<b>SEASON</b>			<b>3</b>	<b>25</b>	<b>8.3</b>	<b>17</b>	<b>0</b>	<b>1</b>	<b>3</b>	<b>3.0</b>	<b>3</b>	<b>0</b>	<b>9</b>	<b>42</b>	<b>4.7</b>	<b>13t</b>	<b>1</b>	<b>10</b>	<b>92</b>	<b>9.2</b>	<b>31t</b>	<b>1</b>	<b>15</b>	<b>132</b>	<b>8.8</b>	<b>24</b>	<b>0</b>	<b>20</b>	<b>181</b>	<b>9.1</b>	<b>18</b>	<b>0</b>					

## R.Cobb

## D.Adams

## J.Cook

## R.Rodgers

## J.Starks

## T.Montgomery

# INDIVIDUAL STATISTICS, DEFENSE

C.Banjo						C.Bradford					K.Brice					M.Burnett					K.Clark					H.Clinton-Dix					
SEASON	UT	A	Sk	Int	PD	UT	A	Sk	Int	PD	UT	A	Sk	Int	PD	UT	A	Sk	Int	PD	UT	A	Sk	Int	PD	UT	A	Sk	Int	PD	
9/11	at Jax			(Inactive)					(Practice Squad)		0	0	0-0	0-0	0	9	0	1-8	0-0	0	0	0	1	0-0	0-0	0	4	1	0-0	0-0	1
9/18	at Min			(Inactive)					(Practice Squad)		0	0	0-0	0-0	0	1	0	0-0	0-0	1	0	3	0-0	0-0	1	3	2	0-0	0-0	0	
9/25	Det	0	0	0-0	0-0	0			(Practice Squad)		1	0	0-0	0-0	0				(Inactive)		3	2	0-0	0-0	0	6	0	0-0	0-0	0	
10/9	NYG	0	0	0-0	0-0	0			(Practice Squad)		0	0	0-0	0-0	0	5	0	0-0	0-0	1	1	1	0-0	0-0	0	6	0	0-0	0-0	0	
10/16	Dal			(Inactive)					(Practice Squad)		0	0	0-0	0-0	0	6	2	0-0	1-0	2	1	2	0-0	0-0	0	9	0	0-0	0-0	0	
10/20	Chi			(Inactive)					(Practice Squad)		0	0	0-0	0-0	0	2	5	0-0	0-0	1	3	1	0-0	0-0	0	2	1	0-0	0-0	0	
10/30	at Atl			(Injured Reserve)					(Practice Squad)		1	0	0-0	0-0	0	9	0	0-0	0-0	0	0	1	0-0	0-0	0	5	0	0-0	0-0	0	
11/6	Ind			(Not With Team)					(Practice Squad)		1	0	0-0	0-0	0	4	1	1-5	0-0	1	0	0	0-0	0-0	0	2	2	0.5-3	2-20	2	
11/13	at Ten			(Not With Team)					(Practice Squad)		1	0	0-0	0-0	1	4	1	1-13	0-0	0	1	2	0-0	0-0	0	6	1	0-0	0-0	0	
11/20	at Was			(Not With Team)		0	0	0-0	0-0	0	3	0	0-0	0-0	0	4	0	0-0	0-0	2	0	3	0-0	0-0	0	4	0	0-0	0-0	0	
11/28	at Phi			(Not With Team)		1	1	0-0	0-0	0	0	0	0-0	0-0	0	9	1	0-0	0-0	1	0	0	0-0	0-0	0	3	0	0-0	1-12	1	
12/4	Hou			(Not With Team)		0	0	0-0	0-0	0	0	0	0-0	0-0	0	11	0	0-0	0-0	2	1	1	0-0	0-0	0	5	1	0-0	0-0	1	
12/11	Sea			(Not With Team)		0	0	0-0	0-0	0	1	0	0-0	0-0	0	5	2	0-0	1-19	1	3	2	0-0	0-0	0	4	0	0-0	0-0	1	
12/18	at Chi																														
12/24	Min																														
1/1	at Det																														
<b>SEASON</b>		<b>0</b>	<b>0</b>	<b>0-0</b>	<b>0-0</b>	<b>0</b>	<b>1</b>	<b>1</b>	<b>0-0</b>	<b>0-0</b>	<b>0</b>	<b>8</b>	<b>0</b>	<b>0-0</b>	<b>0-0</b>	<b>1</b>	<b>69</b>	<b>12</b>	<b>3-26</b>	<b>2-19</b>	<b>12</b>	<b>13</b>	<b>19</b>	<b>0-0</b>	<b>0-0</b>	<b>1</b>	<b>59</b>	<b>8</b>	<b>0.5-3</b>	<b>3-32</b>	<b>6</b>
<b>CAREER</b>		<b>16</b>	<b>3</b>	<b>0-0</b>	<b>0-0</b>	<b>2</b>	<b>1</b>	<b>1</b>	<b>0-0</b>	<b>0-0</b>	<b>0</b>	<b>8</b>	<b>0</b>	<b>0-0</b>	<b>0-0</b>	<b>1</b>	<b>492</b>	<b>153</b>	<b>7.5-67</b>	<b>9-52</b>	<b>61</b>	<b>13</b>	<b>19</b>	<b>0-0</b>	<b>0-0</b>	<b>1</b>	<b>229</b>	<b>50</b>	<b>4.5-17</b>	<b>6-43</b>	<b>21</b>

M.Daniels						M.Dorleant					J.Elliott					M.Evans					K.Fackrell					D.Goodson					
SEASON	UT	A	Sk	Int	PD	UT	A	Sk	Int	PD	UT	A	Sk	Int	PD	UT	A	Sk	Int	PD	UT	A	Sk	Int	PD	UT	A	Sk	Int	PD	
9/11	at Jax	1	1	0-0	0-0	0			(Injured Reserve)					(Inactive)		0	0	0-0	0-0	0	0	0	0-0	0-0	0					(Reserve/Suspended)	
9/18	at Min	4	1	1-9	0-0	0			(Injured Reserve)					(Inactive)		0	0	0-0	0-0	0	1	0	0-0	0-0	0					(Reserve/Suspended)	
9/25	Det	1	0	0-0	0-0	0			(Injured Reserve)		2	0	0-0	0-0	0	0	0	0-0	0-0	0	1	0	1-9	0-0	0					(Reserve/Suspended)	
10/9	NYG	1	1	0-0	0-0	1			(Injured Reserve)		0	0	0-0	0-0	0	0	0	0-0	0-0	0	3	0	1-6	0-0	0					(Reserve/Suspended)	
10/16	Dal	1	1	0-0	0-0	0			(Injured Reserve)		0	2	0-0	0-0	0	0	0	0-0	0-0	0	0	0	0-0	0-0	0	2	0	0-0	0-0	1	
10/20	Chi	2	2	0-0	0-0	0			(Injured Reserve)		0	0	0-0	0-0	0	0	0	0-0	0-0	0	0	0	0-0	0-0	0	3	2	0-0	0-0	0	
10/30	at Atl	1	0	1-9	0-0	0			(Injured Reserve)		1	0	0-0	0-0	0	0	0	0-0	0-0	0	0	0	0-0	0-0	0	5	1	0-0	0-0	1	
11/6	Ind	2	1	0-0	0-0	0			(Injured Reserve)		0	0	0-0	0-0	0	0	0	0-0	0-0	0	3	0	0-0	0-0	1	0	0	0-0	0-0	0	
11/13	at Ten	0	2	0-0	0-0	0			(Injured Reserve)		2	0	0-0	0-0	0	0	0	0-0	0-0	0	1	0	0-0	0-0	0	1	0	0-0	0-0	0	
11/20	at Was	3	3	0-0	0-0	0			(Injured Reserve)					(Inactive)		0	0	0-0	0-0	0	0	0	0-0	0-0	0	0	0	0-0	0-0	0	
11/28	at Phi	2	0	1-14	0-0	0			(Injured Reserve)		1	0	0-0	0-0	0	0	0	0-0	0-0	0			(Inactive)		1	0	0-0	0-0	0		
12/4	Hou	1	0	0-0	0-0	0			(Inactive)		0	0	0-0	0-0	0	0	0	0-0	0-0	0			(Inactive)					(Injured Reserve)			
12/11	Sea	3	1	0-0	0-0	0	0	0	0-0	0-0	0	4	1	1-8	0-0	0	0	0	0-0	0-0	0			(Inactive)				(Injured Reserve)			
12/18	at Chi																														
12/24	Min																														
1/1	at Det																														
<b>SEASON</b>		<b>22</b>	<b>13</b>	<b>3-32</b>	<b>0-0</b>	<b>1</b>	<b>0</b>	<b>0</b>	<b>0-0</b>	<b>0-0</b>	<b>0</b>	<b>10</b>	<b>3</b>	<b>1-8</b>	<b>0-0</b>	<b>0</b>	<b>0</b>	<b>0</b>	<b>0-0</b>	<b>0-0</b>	<b>0</b>	<b>9</b>	<b>0</b>	<b>2-15</b>	<b>0-0</b>	<b>1</b>	<b>11</b>	<b>3</b>	<b>0-0</b>	<b>0-0</b>	<b>2</b>
<b>CAREER</b>		<b>137</b>	<b>89</b>	<b>21-153.5</b>	<b>1-6</b>	<b>4</b>	<b>0</b>	<b>0</b>	<b>0-0</b>	<b>0-0</b>	<b>0</b>	<b>27</b>	<b>6</b>	<b>4-32</b>	<b>1-0</b>	<b>2</b>	<b>0</b>	<b>0</b>	<b>0-0</b>	<b>0-0</b>	<b>0</b>	<b>9</b>	<b>0</b>	<b>2-15</b>	<b>0-0</b>	<b>1</b>	<b>15</b>	<b>4</b>	<b>0-0</b>	<b>0-0</b>	<b>3</b>

L.Guion						L.Gunter					J.Hawkins					M.Hyde					D.Jones					D.Lowry					
SEASON	UT	A	Sk	Int	PD	UT	A	Sk	Int	PD	UT	A	Sk	Int	PD	UT	A	Sk	Int	PD	UT	A	Sk	Int	PD	UT	A	Sk	Int	PD	
9/11	at Jax	2	2	0-0	0-0	0	1	1	0-0	0-0	0				(Inactive)	1	0	0-0	0-0	0	0	0	0-0	0-0	0	0	0	0-0	0-0	0	
9/18	at Min	2	0	0-0	0-0	0	5	0	0-0	0-0	0				(Inactive)	1	2	0-0	0-0	0	2	1	0-0	0-0	0	0	0	0-0	0-0	0	
9/25	Det			(Inactive)			3	0	0-0	0-0	1	0	0	0-0	0-0	1	10	0	0-0	0-0	1				(Inactive)	2	0	0-0	0-0	0	
10/9	NYG	0	2	0-0	0-0	1	0	1	0-0	0-0	1	0	0	0-0	0-0	0	7	3	1-6	0-0	0	1	1	0-0	0-0	0	0	1	0-0	0-0	0
10/16	Dal	1	1	0-0	0-0	0	2	2	0-0	0-0	0	0	0	0-0	0-0	0	2	0	0-0	0-0	0	4	1	0-0	0-0	0	0	0	0-0	0-0	0
10/20	Chi	1	1	0-0	0-0	0	3	0	0-0	0-0	2	0	0	0-0	0-0	0	2	1	0-0	0-0	1	0	0	0-0	0-0	1	0	0	0-0	0-0	0
10/30	at Atl	2	2	0-0	0-0	0	5	0	0-0	0-0	2	0	0	0-0	0-0	0	2	0	0-0	0-0	0	0	1	0-0	0-0	0	0	0	0-0	0-0	0
11/6	Ind	2	1	0-0	0-0	0	7	0	0-0	0-0	0	0	0	0-0	0-0	0	3	0	0-0	0-0	0	0	0	0-0	0-0	1	0	1	0-0	0-0	0
11/13	at Ten	0	2	0-0	0-0	0	2	1	0-0	0-0	1	0	0	0-0	0-0	0	3	2	0-0	0-0	0	2	0	0-0	0-0	0	1	0	0-0	0-0	0
11/20	at Was	1	3	0-0	0-0	0	6	2	0-0	0-0	1	0	0	0-0	0-0	0	2	1	0-0	0-0	0	2	0	0-0	0-0	0	0	0	0-0	0-0	0
11/28	at Phi	3	3	0																											

# INDIVIDUAL STATISTICS, DEFENSE

	B.Martinez					C.Matthews					M.Pennel					J.Peppers					N.Perry					D.Randall						
	UT	A	Sk	Int	PD	UT	A	Sk	Int	PD	UT	A	Sk	Int	PD	UT	A	Sk	Int	PD	UT	A	Sk	Int	PD	UT	A	Sk	Int	PD		
9/11	at	Jax	5	4	0-0	0-0	0																									
9/18	at	Min	5	1	0-0	0-0	1																									
9/25		Det	5	0	0-0	0-0	0																									
10/9		NYG	2	1	0-0	0-0	0																									
10/16		Dal	3	3	0-0	0-0	0																									
10/20		Chi	2	2	0-0	1-4	1																									
10/30	at	Atl	4	1	0-0	0-0	1																									
11/6		Ind	5	1	0-0	0-0	1																									
11/13	at	Ten	9	1	0-0	0-0	0																									
11/20	at	Was	3	1	0-0	0-0	1																									
11/28	at	Phi			(Inactive)																											
12/4		Hou			(Inactive)																											
12/11		Sea			(Inactive)																											
12/18	at	Chi																														
12/24		Min																														
1/1	at	Det																														
<b>SEASON</b>			<b>43</b>	<b>15</b>	<b>0-0</b>	<b>1-4</b>	<b>5</b>	<b>18</b>	<b>5</b>	<b>4-30</b>	<b>0-0</b>	<b>0</b>	<b>2</b>	<b>6</b>	<b>0-0</b>	<b>0-0</b>	<b>1</b>	<b>18</b>	<b>7</b>	<b>6.5-39.5</b>	<b>0-0</b>	<b>3</b>	<b>40</b>	<b>17</b>	<b>8-51.5</b>	<b>1-0</b>	<b>4</b>	<b>21</b>	<b>5</b>	<b>0-0</b>	<b>3-91</b>	<b>6</b>
<b>CAREER</b>			<b>43</b>	<b>15</b>	<b>0-0</b>	<b>1-4</b>	<b>5</b>	<b>348</b>	<b>148</b>	<b>715-448</b>	<b>6-191</b>	<b>35</b>	<b>31</b>	<b>30</b>	<b>1-0</b>	<b>0-0</b>	<b>1</b>	<b>596</b>	<b>236</b>	<b>1425-865.5</b>	<b>11-293</b>	<b>66</b>	<b>124</b>	<b>63</b>	<b>20.5-151</b>	<b>1-0</b>	<b>8</b>	<b>71</b>	<b>14</b>	<b>0-0</b>	<b>6-138</b>	<b>22</b>

	C.Ringo					Q.Rollins					J.Ryan					S.Shields					J.Thomas					J.Whitehead						
	UT	A	Sk	Int	PD	UT	A	Sk	Int	PD	UT	A	Sk	Int	PD	UT	A	Sk	Int	PD	UT	A	Sk	Int	PD	UT	A	Sk	Int	PD		
9/11	at	Jax	1	0	0-0	0-0	0																									
9/18	at	Min	0	0	0-0	0-0	0																									
9/25		Det	0	3	0-0	0-0	0																									
10/9		NYG			(Inactive)																											
10/16		Dal			(Inactive)																											
10/20		Chi	0	0	0-0	0-0	0																									
10/30	at	Atl	0	0	0-0	0-0	0																									
11/6		Ind			(Inactive)																											
11/13	at	Ten			(Inactive)																											
11/20	at	Was			(Inactive)																											
11/28	at	Phi			(Inactive)																											
12/4		Hou			(Inactive)																											
12/11		Sea	2	1	0-0	0-0	0																									
12/18	at	Chi																														
12/24		Min																														
1/1	at	Det																														
<b>SEASON</b>			<b>3</b>	<b>4</b>	<b>0-0</b>	<b>0-0</b>	<b>0</b>	<b>25</b>	<b>6</b>	<b>0-0</b>	<b>1-0</b>	<b>9</b>	<b>47</b>	<b>21</b>	<b>0-0</b>	<b>0-0</b>	<b>3</b>	<b>4</b>	<b>1</b>	<b>0-0</b>	<b>0-0</b>	<b>0</b>	<b>46</b>	<b>12</b>	<b>0-0</b>	<b>1-9</b>	<b>5</b>	<b>0</b>	<b>0</b>	<b>0-0</b>	<b>0-0</b>	<b>0</b>
<b>CAREER</b>			<b>3</b>	<b>4</b>	<b>0-0</b>	<b>0-0</b>	<b>0</b>	<b>50</b>	<b>16</b>	<b>1-11</b>	<b>3-48</b>	<b>18</b>	<b>79</b>	<b>36</b>	<b>0-0</b>	<b>0-0</b>	<b>3</b>	<b>209</b>	<b>47</b>	<b>1-8</b>	<b>18-180</b>	<b>90</b>	<b>62</b>	<b>20</b>	<b>1-2</b>	<b>1-9</b>	<b>7</b>	<b>0</b>	<b>0</b>	<b>0-0</b>	<b>0-0</b>	<b>0</b>

## DEFENSIVE FUMBLE STATISTICS

### FORCED FUMBLES (6)

L.Gunter - (2) at Minnesota, Sept. 18 (A.Thielen), vs. Houston, Dec. 4 (R.Griffin)  
 H.Clinton-Dix - (1) at Jacksonville, Sept. 11 (A.Robinson)  
 K.Fackrell - (1) vs. N.Y. Giants, Oct. 9 (E.Manning)  
 J.Peppers - (1) vs. Dallas, Oct. 16 (D.Prescott)  
 C.Ringo - (1) vs. Seattle, Dec. 11 (A.Collins)

### FUMBLE RECOVERIES (4)

K.Clark - (1) vs. N.Y. Giants, Oct. 9 (E.Manning)  
 J.Thomas - (1) vs. Dallas, Oct. 16 (D.Prescott)  
 M.Burnett - (1) vs. Houston, Dec. 4 (R.Griffin)  
 K.Brice - (1) vs. Seattle, Dec. 11 (A.Collins)



## INDIVIDUAL STATISTICS, DEFENSE

### QUARTERBACK SACKS (33-243)

9/11	at	Jacksonville:	(3-20)	M.Burnett 1-8, C.Matthews 1-10, N.Perry 1-2.
9/18	at	Minnesota:	(4-32)	J.Peppers 1.5-11.5, M.Daniels 1-9, C.Matthews 1-7, N.Perry 0.5-4.5.
9/25		Detroit:	(3-17)	N.Perry 2-8, K.Fackrell 1-9.
10/9		N.Y. Giants:	(4-21)	K.Fackrell 1-6, M.Hyde 1-6, C.Matthews 1-3, N.Perry 1-6.
10/16		Dallas:	(2-14)	J.Peppers 1-4, Team 1-10.
10/20		Chicago:	(1-10)	N.Perry 1-10.
10/30	at	Atlanta:	(2-11)	M.Daniels 1-9, J.Peppers 1-2.
11/6		Indianapolis:	(2-11)	M.Burnett 1-5, H.Clinton-Dix 0.5-3, N.Perry 0.5-3.
11/13	at	Tennessee:	(1-13)	M.Burnett 1-13.
11/20	at	Washington:	(2-11)	J.Peppers 1-4, N.Perry 1-7.
11/28	at	Philadelphia:	(4-43)	M.Daniels 1-14, C.Matthews 1-10, J.Peppers 1-8, N.Perry 1-11.
12/4		Houston:	(2-18)	D.Lowry 1-8, J.Peppers 1-10.
12/11		Seattle:	(3-22)	J.Elliott 1-8, D.Jones 1-3, D.Lowry 1-11.
12/18	at	Chicago:		
12/24		Minnesota:		
1/1	at	Detroit:		

**SEASON TOTALS: (33-243) N.Perry 8-51.5, J.Peppers 6.5-39.5, C.Matthews 4-30, M.Burnett 3-26, M.Daniels 3-32, K.Fackrell 2-15, D.Lowry 2-19, J.Elliott 1-8, M.Hyde 1-6, D.Jones 1-3, H.Clinton-Dix 0.5-3, Team 1-10.**

### QUARTERBACK HITS (81)

9/11	at	Jacksonville:	(7)	N.Perry 4, M.Daniels 1, D.Jones 1, C.Matthews 1.
9/18	at	Minnesota:	(12)	M.Daniels 4, J.Peppers 4, C.Matthews 2, N.Perry 2.
9/25		Detroit:	(4)	M.Daniels 2, M.Hyde 1, N.Perry 1.
10/9		N.Y. Giants:	(7)	C.Matthews 3, N.Perry 3, K.Fackrell 1.
10/16		Dallas:	(2)	L.Guion 1, D.Jones 1.
10/20		Chicago:	(9)	C.Matthews 3, D.Jones 2, J.Peppers 2, M.Daniels 1, D.Lowry 1.
10/30	at	Atlanta:	(3)	M.Daniels 2, D.Jones 1.
11/6		Indianapolis:	(8)	M.Daniels 2, M.Hyde 2, B.Martinez 1, M.Pennel 1, J.Peppers 1, J.Ryan 1.
11/13	at	Tennessee:	(3)	N.Perry 2, B.Martinez 1.
11/20	at	Washington:	(3)	K.Clark 1, C.Matthews 1, N.Perry 1.
11/28	at	Philadelphia:	(5)	J.Thomas 2, D.Jones 1, C.Matthews 1, J.Peppers 1.
12/4		Houston:	(7)	J.Ryan 2, M.Burnett 1, M.Daniels 1, D.Jones 1, D.Lowry 1, J.Peppers 1.
12/11		Seattle:	(11)	D.Jones 5, L.Guion 2, M.Burnett 1, M.Daniels 1, D.Lowry 1, C.Matthews 1.
12/18	at	Chicago:		
12/24		Minnesota:		
1/1	at	Detroit:		

**SEASON TOTALS: (81) M.Daniels 14, N.Perry 13, D.Jones 12, C.Matthews 12, J.Peppers 9, L.Guion 3, M.Hyde 3, D.Lowry 3, J.Ryan 3, M.Burnett 2, B.Martinez 2, J.Thomas 2, K.Clark 1, K.Fackrell 1, M.Pennel 1.**

### PASSES DEFENSED (82)

9/11	at	Jacksonville:	(7)	D.Randall 2, Q.Rollins 2, H.Clinton-Dix 1, J.Ryan 1, J.Thomas 1.
9/18	at	Minnesota:	(4)	M.Burnett 1, K.Clark 1, B.Martinez 1, J.Ryan 1.
9/25		Detroit:	(7)	J.Thomas 2, L.Gunter 1, J.Hawkins 1, M.Hyde 1, N.Perry 1, D.Randall 1.
10/9		N.Y. Giants:	(8)	Q.Rollins 2, M.Burnett 1, M.Daniels 1, L.Guion 1, L.Gunter 1, J.Peppers 1, J.Thomas 1.
10/16		Dallas:	(3)	M.Burnett 2, D.Goodson 1.
10/20		Chicago:	(9)	L.Gunter 2, M.Burnett 1, M.Hyde 1, D.Jones 1, B.Martinez 1, M.Pennel 1, J.Peppers 1, N.Perry 1.
10/30	at	Atlanta:	(5)	L.Gunter 2, D.Goodson 1, B.Martinez 1, N.Perry 1.
11/6		Indianapolis:	(7)	H.Clinton-Dix 2, M.Burnett 1, K.Fackrell 1, D.Jones 1, B.Martinez 1, J.Ryan 1.
11/13	at	Tennessee:	(2)	K.Brice 1, L.Gunter 1.
11/20	at	Washington:	(5)	M.Burnett 2, L.Gunter 1, B.Martinez 1, J.Peppers 1.
11/28	at	Philadelphia:	(6)	M.Burnett 1, H.Clinton-Dix 1, D.Gunter 1, N.Perry 1, D.Randall 1, Q.Rollins 1.
12/4		Houston:	(10)	M.Burnett 2, L.Gunter 2, Q.Rollins 2, H.Clinton-Dix 1, M.Hyde 1, D.Lowry 1, J.Thomas 1.
12/11		Seattle:	(9)	L.Gunter 2, D.Randall 2, Q.Rollins 2, M.Burnett 1, H.Clinton-Dix 1, M.Hyde 1.
12/18	at	Chicago:		
12/24		Minnesota:		
1/1	at	Detroit:		

**SEASON TOTALS: (82) L.Gunter 13, M.Burnett 12, Q.Rollins 9, H.Clinton-Dix 6, D.Randall 6, B.Martinez 5, J.Thomas 5, M.Hyde 4, N.Perry 4, J.Peppers 3, J.Ryan 3, D.Goodson 2, D.Jones 2, K.Brice 1, K.Clark 1, M.Daniels 1, K.Fackrell 1, L.Guion 1, J.Hawkins 1, D.Lowry 1, M.Pennel 1.**

# INDIVIDUAL STATISTICS, SPECIAL TEAMS

## PUNTING

		J.Schum							
		No	Yds	Avg	TB	In20	Lg	Bk	Net
9/11	at Jax	4	184	46.0	0	0	56	0	42.5
9/18	at Min	5	193	38.6	0	1	44	0	38.6
9/25	Det	2	83	41.5	0	1	43	0	33.5
10/9	NYG	4	146	36.5	0	0	42	0	35.0
10/16	Dal	1	47	47.0	0	1	47	0	47.0
10/20	Chi	1	46	46.0	0	0	46	0	46.0
10/30	at Atl	3	163	54.3	1	0	58	0	38.3
11/6	Ind	4	193	48.3	0	2	65	0	47.5
11/13	at Ten	4	202	50.5	1	1	57	0	39.8
11/20	at Was	3	138	46.0	0	1	58	0	43.3
11/28	at Phi	1	43	43.0	0	1	43	0	43.0
12/4	Hou	5	215	43.0	1	3	48	0	35.8
12/11	Sea	4	154	38.5	0	3	49	0	38.5
12/18	at Chi								
12/24	Min								
1/1	at Det								
<b>SEASON</b>		<b>41</b>	<b>1807</b>	<b>44.1</b>	<b>3</b>	<b>14</b>	<b>65</b>	<b>0</b>	<b>39.8</b>
<b>CAREER</b>		<b>97</b>	<b>4155</b>	<b>42.8</b>	<b>7</b>	<b>29</b>	<b>65</b>	<b>0</b>	<b>38.8</b>

## KICKING

		M.Crosby			Kickoffs			
		FG	PAT	Pts	No. Ret	TB	Pct	OB
9/11	at Jax	2/2	3/3	9	2	4	66.7	0
9/18	at Min	0/0	2/2	2	2	1	33.3	0
9/25	Det	2/2	4/4	10	4	3	42.9	0
10/9	NYG	3/3	2/2	11	4	1	20.0	0
10/16	Dal	3/3	1/1	10	1	3	75.0	0
10/20	Chi	2/3	2/3	8	2	4	66.7	0
10/30	at Atl	1/1	3/3	6	1	4	80.0	0
11/6	Ind	2/3	2/2	8	2	4	66.7	0
11/13	at Ten	2/2	1/2	7	1	4	80.0	1
11/20	at Was	1/2	3/3	6	2	3	60.0	0
11/28	at Phi	2/2	3/3	9	3	3	50.0	0
12/4	Hou	0/0	3/3	3	3	1	25.0	0
12/11	Sea	1/2	5/5	8	5	2	40.0	0
12/18	at Chi							
12/24	Min							
1/1	at Det							
<b>SEASON</b>		<b>21/25</b>	<b>34/36</b>	<b>97</b>	<b>32</b>	<b>37</b>	<b>53.6</b>	<b>1</b>
<b>CAREER</b>		<b>257/321</b>	<b>471/477</b>	<b>1242</b>	<b>573</b>	<b>263</b>	<b>31.0</b>	<b>16</b>

**ADDITIONAL KICKOFFS:**

## ON-SIDE KICK RECOVERIES

### OWN KICKS (0/2)

Failed - J.Witten vs. Dal (Oct. 16).  
Failed - Out of bounds at Ten (Nov. 13).

### OPPONENT KICKS (0/3)

Failed - J.Thomas at Ten (Nov. 13).  
Failed - D.Adams vs. Hou (Dec. 4).  
Failed - R.Rodgers vs. Sea (Dec. 11).

## BLOCKED KICKS

### PACKERS (0)

### BLOCKED PUNTS

### BLOCKED FIELD GOALS

### BLOCKED PATs

### OPPONENTS (1)

(1) vs. Chicago, Oct. 20 (A.Hicks)

## KICKOFF

		T.Montgomery					J.Janis				
		No	Yds	Avg	Lg	TD	No	Yds	Avg	Lg	TD
9/11	at Jax	1	14	14.0	14	0	0	0	--	--	0
9/18	at Min	1	21	21.0	21	0	0	0	--	--	0
9/25	Det	1	24	24.0	24	0	0	0	--	--	0
10/9	NYG	1	24	24.0	24	0	1	18	18.0	18	0
10/16	Dal	2	64	32.0	40	0	0	0	--	--	0
10/20	Chi	0	0	--	--	0	1	17	17.0	17	0
10/30	at Atl			(Inactive)			0	0	--	--	0
11/6	Ind	0	0	--	--	0	0	0	--	--	0
11/13	at Ten	1	23	23.0	23	0	1	28	28.0	28	0
11/20	at Was	2	25	12.5	14	0	1	7	7.0	7	0
11/28	at Phi	1	18	18.0	18	0	0	0	--	--	0
12/4	Hou	1	39	39.0	39	0	1	28	28.0	28	0
12/11	Sea	2	36	18.0	20	0	0	0	--	--	0
12/18	at Chi										
12/24	Min										
1/1	at Det										
<b>SEASON</b>		<b>13</b>	<b>288</b>	<b>22.2</b>	<b>40</b>	<b>0</b>	<b>5</b>	<b>98</b>	<b>19.6</b>	<b>28</b>	<b>0</b>
<b>CAREER</b>		<b>20</b>	<b>506</b>	<b>25.3</b>	<b>46</b>	<b>0</b>	<b>19</b>	<b>504</b>	<b>26.5</b>	<b>70</b>	<b>0</b>

**ADDITIONAL KICKOFF RETURNS:** K.Davis 1-18 vs. Chi (Oct. 20); T.Davis 3-64 vs. Ind (Nov. 6); R.Rodgers 1-0 at Was (Nov. 20).

## PUNT RETURNS

		R.Cobb					T.Davis						
		No	Yds	Avg	FC	Lg	TD	No	Yds	Avg	FC	Lg	TD
9/11	at Jax	0	0	--	0	--	0			(Inactive)			
9/18	at Min	0	0	--	0	--	0	0	0	--	1	--	0
9/25	Det	0	0	--	0	--	0	1	1	1.0	1	1	0
10/9	NYG	0	0	--	0	--	0	1	3	3.0	2	3	0
10/16	Dal	0	0	--	0	--	0	1	25	25.0	1	25	0
10/20	Chi	0	0	--	0	--	0	1	6	6.0	4	6	0
10/30	at Atl	0	0	--	0	--	0	2	60	30.0	0	55	0
11/6	Ind	0	0	--	0	--	0	1	8	8.0	2	8	0
11/13	at Ten	0	0	--	0	--	0	2	12	6.0	0	12	0
11/20	at Was	1	10	10.0	1	10	0	0	0	--	0	--	0
11/28	at Phi	1	0	0.0	0	0	0	0	0	--	0	--	0
12/4	Hou	2	44	22.0	1	23	0			(Inactive)			
12/11	Sea	0	0	--	2	--	0			(Inactive)			
12/18	at Chi												
12/24	Min												
1/1	at Det												
<b>SEASON</b>		<b>4</b>	<b>54</b>	<b>13.5</b>	<b>4</b>	<b>23</b>	<b>0</b>	<b>9</b>	<b>115</b>	<b>12.8</b>	<b>11</b>	<b>55</b>	<b>0</b>
<b>CAREER</b>		<b>82</b>	<b>786</b>	<b>9.6</b>	<b>61</b>	<b>80t</b>	<b>2</b>	<b>9</b>	<b>115</b>	<b>12.8</b>	<b>11</b>	<b>55</b>	<b>0</b>

**ADDITIONAL PUNT RETURNS:** M.Evans 1-0 vs. Hou (Dec. 4); M.Hyde 1-2 at Ten (Nov. 13), 1-0 vs. Sea (Dec. 11); D.Randall 1-2 at Min (Sept. 18).

## SPECIAL TEAMS FUMBLE STATISTICS

### FORCED FUMBLES (0)

### FUMBLE RECOVERIES (0)

# DRIVE STATISTICS

## PACKERS SCORING DRIVES (game-by-game)

Date	Opponent	Plays	Yards	Time	Result	Qtr	Scoring Play	Quarterback
9/11	at Jacksonville	6	29	3:05	TD	1	A.Rodgers 6 run	A.Rodgers
9/11	at Jacksonville	9	75	4:43	TD	2	A.Rodgers 6 pass to J.Nelson	A.Rodgers
9/11	at Jacksonville	5	75	0:56	TD	2	A.Rodgers 29 pass to D.Adams	A.Rodgers
9/11	at Jacksonville	13	68	4:48	FG	3	M.Crosby 25 field goal	A.Rodgers
9/11	at Jacksonville	16	73	9:14	FG	4	M.Crosby 20 field goal	A.Rodgers
9/18	at Minnesota	5	52	3:08	TD	1	A.Rodgers 1 pass to J.Nelson	A.Rodgers
9/18	at Minnesota	10	75	4:30	TD	4	A.Rodgers 10 run	A.Rodgers
9/25	vs. Detroit	8	75	3:38	TD	1	A.Rodgers 14 pass to D.Adams	A.Rodgers
9/25	vs. Detroit	4	60	1:44	TD	1	A.Rodgers 8 pass to J.Nelson	A.Rodgers
9/25	vs. Detroit	2	67	0:47	TD	2	A.Rodgers 2 pass to R.Rodgers	A.Rodgers
9/25	vs. Detroit	4	7	0:59	FG	2	M.Crosby 36 field goal	A.Rodgers
9/25	vs. Detroit	7	67	3:53	TD	2	A.Rodgers 17 pass to J.Nelson	A.Rodgers
9/25	vs. Detroit	9	47	5:09	FG	3	M.Crosby 46 field goal	A.Rodgers
10/9	vs. N.Y. Giants	16	75	8:42	TD	1	A.Rodgers 2 pass to J.Nelson	A.Rodgers
10/9	vs. N.Y. Giants	5	80	2:20	TD	2	A.Rodgers 29 pass to D.Adams	A.Rodgers
10/9	vs. N.Y. Giants	4	5	1:15	FG	2	M.Crosby 44 field goal	A.Rodgers
10/9	vs. N.Y. Giants	9	65	4:46	FG	4	M.Crosby 33 field goal	A.Rodgers
10/9	vs. N.Y. Giants	13	73	6:22	FG	4	M.Crosby 25 field goal	A.Rodgers
10/16	vs. Dallas	9	56	4:52	FG	1	M.Crosby 37 field goal	A.Rodgers
10/16	vs. Dallas	9	45	4:08	FG	2	M.Crosby 43 field goal	A.Rodgers
10/16	vs. Dallas	4	0	0:32	FG	4	M.Crosby 34 field goal	A.Rodgers
10/16	vs. Dallas	9	75	3:33	TD	4	A.Rodgers 6 pass to R.Cobb	A.Rodgers
10/20	vs. Chicago	13	53	5:19	FG	1	M.Crosby 32 field goal	A.Rodgers
10/20	vs. Chicago	10	53	1:39	FG	2	M.Crosby 40 field goal	A.Rodgers
10/20	vs. Chicago	13	85	5:19	TD	3	A.Rodgers 5 pass to D.Adams	A.Rodgers
10/20	vs. Chicago	8	88	4:40	TD	4	A.Rodgers 4 pass to D.Adams	A.Rodgers
10/20	vs. Chicago	13	74	8:33	TD	4	A.Rodgers 2 pass to R.Cobb	A.Rodgers
10/30	at Atlanta	6	75	3:33	TD	1	A.Rodgers 5 pass to J.Nelson	A.Rodgers
10/30	at Atlanta	14	75	7:35	TD	2	A.Rodgers 4 pass to G.Allison	A.Rodgers
10/30	at Atlanta	4	15	1:24	TD	2	A.Rodgers 9 pass to T.Davis	A.Rodgers
10/30	at Atlanta	4	64	0:27	FG	2	M.Crosby 29 field goal	A.Rodgers
10/30	at Atlanta	13	86	8:33	TD	4	A.Rodgers 7 pass to J.Janis	A.Rodgers
11/6	vs. Indianapolis	9	53	4:01	FG	1	M.Crosby 34 field goal	A.Rodgers
11/6	vs. Indianapolis	4	47	1:25	TD	1	A.Rodgers 26 pass to J.Nelson	A.Rodgers
11/6	vs. Indianapolis	10	65	5:38	FG	3	M.Crosby 27 field goal	A.Rodgers
11/6	vs. Indianapolis	6	75	1:55	TD	4	A.Rodgers 2 pass to D.Adams	A.Rodgers
11/6	vs. Indianapolis	7	80	1:59	TD	4	A.Rodgers 3 pass to R.Cobb	A.Rodgers
11/13	at Tennessee	9	75	4:19	TD	2	A.Rodgers 1 pass to J.Nelson	A.Rodgers
11/13	at Tennessee	8	64	4:50	FG	2	M.Crosby 29 field goal	A.Rodgers
11/13	at Tennessee	6	75	1:12	TD	2	A.Rodgers 13 pass to J.Starks	A.Rodgers
11/13	at Tennessee	10	78	4:12	TD	3	A.Rodgers 20 run	A.Rodgers
11/13	at Tennessee	11	46	5:30	FG	3	M.Crosby 38 field goal	A.Rodgers
11/20	at Washington	17	75	8:29	TD	2	A.Rodgers 13 pass to J.Nelson	A.Rodgers
11/20	at Washington	9	38	5:22	FG	2	M.Crosby 36 field goal	A.Rodgers
11/20	at Washington	6	75	2:09	TD	4	A.Rodgers 31 pass to J.Starks	A.Rodgers
11/20	at Washington	8	82	4:21	TD	4	A.Rodgers 6 pass to J.Cook	A.Rodgers
11/28	at Philadelphia	10	75	5:09	TD	1	A.Rodgers 12 pass to D.Adams	A.Rodgers
11/28	at Philadelphia	9	75	3:47	TD	2	A.Rodgers 20 pass to D.Adams	A.Rodgers
11/28	at Philadelphia	5	57	2:32	FG	3	M.Crosby 33 field goal	A.Rodgers
11/28	at Philadelphia	13	75	6:28	TD	4	A.Ripkowski 1 run	A.Rodgers
11/28	at Philadelphia	17	78	8:21	FG	4	M.Crosby 32 field goal	A.Rodgers
12/4	vs. Houston	10	50	5:58	TD	2	A.Rodgers 9 pass to R.Cobb	A.Rodgers
12/4	vs. Houston	12	98	5:20	TD	4	A.Rodgers 32 pass to J.Nelson	A.Rodgers
12/4	vs. Houston	8	89	4:41	TD	4	A.Ripkowski 3 run	A.Rodgers
12/11	vs. Seattle	3	75	1:30	TD	1	A.Rodgers 66 pass to D.Adams	A.Rodgers
12/11	vs. Seattle	4	26	2:17	TD	2	T.Montgomery 1 run	A.Rodgers
12/11	vs. Seattle	5	48	2:44	TD	2	A.Rodgers 9 pass to J.Nelson	A.Rodgers
12/11	vs. Seattle	7	32	3:16	TD	3	A.Rodgers 3 pass to J.Nelson	A.Rodgers
12/11	vs. Seattle	5	19	1:15	FG	4	M.Crosby 38 field goal	B.Hundley
12/11	vs. Seattle	1	19	0:07	TD	4	J.Janis 19 run	B.Hundley

## Scoring-Drive Length, Regular Season

Length (minus)	Packers		Opponent	
	TD	FG	TD	FG
0—9	0	0	0	0
10—19	2	1	1	1
20—29	2	0	0	2
30—39	1	1	0	2
40—49	2	3	1	7
50—59	2	5	3	8
60—69	3	5	4	2
70—79	19	3	17	0
80—89	7	0	6	0
90—99	1	0	2	0
<b>SEASON</b>	<b>39</b>	<b>21</b>	<b>34</b>	<b>22</b>

## Possessions at a glance

Reg. Season	No.	Avg. Snaps	*3-Plays & Out	Snaps/ TD
Packers	142	5.9	25	21.6
Opponent	137	5.7	23	23.1

\*—less if turnover, no first downs or score

## Game-Opening Drives

Game	Opponent	Packers			Opponent		
		Pts	FD	Yds	Pts	FD	Yds
9/11	at Jax	7	2	29	0	1	13
9/18	at Min	0	0	3	0	1	17
9/25	Det	7	3	75	3	4	52
10/9	NYG	7	6	75	0	1	18
10/16	Dal	3	4	56	7	5	75
10/20	Chi	3	3	53	0	0	5
10/30	at Atl	7	3	75	3	3	57
11/6	Ind	3	3	53	0	0	5
11/13	at Ten	0	0	6	7	1	80
11/20	at Was	0	0	0	0	0	-3
11/28	at Phi	7	5	75	7	6	81
12/4	Hou	0	1	19	0	2	31
12/11	Sea	7	1	75	3	4	64
12/18	at Chi						
12/24	Min						
1/1	at Det						
<b>SEASON</b>		<b>51</b>	<b>31</b>	<b>594</b>	<b>30</b>	<b>28</b>	<b>495</b>

## Second-Half Opening Drives

Game	Opponent	Packers			Opponent		
		Pts	FD	Yds	Pts	FD	Yds
9/11	at Jax	3	3	68	3	2	54
9/18	at Min	0	0	9	0	2	26
9/25	Det	3	3	47	7	5	77
10/9	NYG	0	0	5	0	1	14
10/16	Dal	0	2	29	3	2	47
10/20	Chi	0	0	-14	0	2	16
10/30	at Atl	0	2	20	7	6	80
11/6	Ind	0	4	42	0	0	7
11/13	at Ten	6	3	78	0	0	9
11/20	at Was	0	2	80	3	2	53
11/28	at Phi	3	1	57	0	2	30
12/4	Hou	0	0	1	7	4	63
12/11	Sea	0	1	15	0	3	46
12/18	at Chi						
12/24	Min						
1/1	at Det						
<b>SEASON</b>		<b>15</b>	<b>21</b>	<b>437</b>	<b>30</b>	<b>31</b>	<b>522</b>

## DRIVE STATISTICS

### YARDS-GAINED ANALYSIS, REGULAR SEASON

	1st Down . . . .			2nd Down. . . .			3rd Down. . . .			4th Down. . . .			Season . . . . .			By Quarter . . . . .				By Half . . . . .		
	Att	Yds	Avg	Att	Yds	Avg	Att	Yds	Avg	Att	Yds	Avg	Att	Yds	Avg	1st	2nd	3rd	4th	1st	2nd	OT
Packers	373	1865	5.0	279	1469	5.3	174	1226	7.0	16	93	5.8	842	4653	5.5	1100	1210	1156	1187	2310	2343	0
Opponents	350	2001	5.7	257	1311	5.1	164	1140	7.0	15	68	4.5	786	4520	5.8	1063	1368	850	1239	2431	2089	0

### DRIVE ENGINEERING, REGULAR SEASON

QB	Drives	Drives ended by . . . . .					BLK	DOWN	TO	SAF	CLK	Points
	Started	TD	FG	MFG	PUNT	Yielded						
A.Rodgers	136	38	20	4	41	0	6	15	0	12	323	
B.Hundley	6	1	1	0	0	0	2	1	0	1	10	
<b>Packers</b>	<b>142</b>	<b>39</b>	<b>21</b>	<b>4</b>	<b>41</b>	<b>0</b>	<b>8</b>	<b>16</b>	<b>0</b>	<b>13</b>	<b>333</b>	
<b>Opponents</b>	<b>137</b>	<b>34</b>	<b>22</b>	<b>1</b>	<b>48</b>	<b>0</b>	<b>6</b>	<b>17</b>	<b>0</b>	<b>9</b>	<b>312</b>	

### RED-ZONE EFFICIENCY

	Regular Season	
	Packers	Opponent
Times Penetrated Opponent 20 . . . . .	53	33
Total Scores . . . . .	47	32
Touchdowns. . . . .	31	21
Field Goals-Attempts . . . . .	16-18	11-11
Touchdown Percentage . . . . .	.585	.636
Scoring Percentage. . . . .	.887	.970
Turnovers . . . . .	2	0
Downs . . . . .	2	1
Missed Field Goals . . . . .	2	0
Time Ran Out . . . . .	0	0
Ended Not Trying To Score . . . . .	0	0
Scores From Outside The 20 . . . . .	13	24
Touchdowns. . . . .	8	13
Field Goals . . . . .	5	11

### AVERAGE FIELD POSITION

	Regular Season	
	Packers	Opponent
Drives Started . . . . .	142	137
Average Field Position . . . . .	GB29	OPP28
Drives Started in Plus Territory. . . . .	18	9
Scores . . . . .	11	5
Touchdowns. . . . .	7	2
Field Goals . . . . .	4	3
Missed Field Goals . . . . .	2	0
Blocked Field Goals . . . . .	0	0
Punts . . . . .	2	0
Turnovers. . . . .	1	1
Turnover on Downs . . . . .	1	0
Ran Out Clock. . . . .	1	3
Did Not Attempt to Score. . . . .	1	3
Drives Started Inside Own 20. . . . .	34	30

### GOAL-TO-GO SITUATIONS, REGULAR SEASON

	Summary . . . . .							GTG Plays . . . . .		Pct	
	Total	TD	Pct	FG	MFG	TO	CLK	DOWN	Plays		TD
Packers	27	20	.741	5	0	1	0	1	60	20	.333
Opponents	14	12	.857	2	0	0	0	0	29	12	.414

## 2016 SUPERLATIVES

### LONGEST REGULAR-SEASON RETURNS

#### Packers

Type	Yards	Opp. Date	Player
Punt	55	at Atl, Oct. 30	T.Davis
Interception	44	vs. Det, Sept. 25	D.Randall
Kickoff	40	vs. Dal, Oct. 16	T.Montgomery
Kickoff	39	vs. Hou, Dec. 4	T.Montgomery
Fumble	35	vs. Hou, Dec. 4	M.Burnett

No. of returns 20-plus yards in length: 21  
 No. of returns 40-plus yards in length: 3

#### Opponent

Type	Yards	Opp. Date	Player
Kickoff	99t	vs. Ind, Nov. 6	J.Todman
Kickoff	61	vs. Ind, Nov. 6	J.Todman
Kickoff	42	vs. NYG, Oct. 9	D.Harris
Kickoff	37	at Min, Sept. 18	C.Patterson
Kickoff	37	vs. NYG, Oct. 9	B.Rainey

No. of returns 20-plus yards in length: 26  
 No. of returns 40-plus yards in length: 3

### LONGEST REGULAR-SEASON PLAYS FROM SCRIMMAGE

#### Packers

Yards	Opp.	Play
66t	vs. Sea	A.Rodgers to D.Adams
58	at Atl	A.Rodgers to J.Nelson
50	at Phi	A.Rodgers to D.Adams
49	vs. Det	A.Rodgers to J.Nelson
47	at Was	A.Rodgers to J.Cook
47	at Was	A.Rodgers to R.Cobb

#### Long run:

31	vs. NYG	E.Lacy
30	vs. Chi	T.Montgomery
28	at Jax	E.Lacy
25	vs. Det	E.Lacy
25	vs. Dal	E.Lacy

No. plays 20-plus yards: 52  
 No. plays 40-plus yards: 10

#### Opponent

Yards	Opp.	Play
75t	at Ten	D.Murray run
73t	vs. Det	M.Stafford to M.Jones
70t	at Was	K.Cousins to P.Garcon
66	at Was	R.Kelley run
53	at Was	K.Cousins to J.Crowder

#### Long run:

75t	at Ten	D.Murray
66	at Was	R.Kelley run
29	vs. Dal	E.Elliott
26	vs. Dal	L.Whitehead
26	at Atl	T.Ward

No. plays 20-plus yards: 52  
 No. plays 40-plus yards: 12

## MISCELLANEOUS

### WEEKLY INACTIVES

9/11	at Jacksonville:	C.Banjo, J.Callahan, T.Davis, J.Elliott, J.Hawkins, K.Murphy, J.Pressley.
9/18	at Minnesota:	C.Banjo, J.Callahan, J.Elliott, J.Hawkins, K.Murphy, S.Shields.
9/25	Detroit:	M.Burnett, J.Callahan, L.Guion, D.Jones, C.Matthews, K.Murphy, S.Shields.
10/9	N.Y. Giants:	J.Callahan, J.Cook, K.Murphy, B.Price, D.Randall, C.Ringo, S.Shields.
10/16	Dallas:	C.Banjo, J.Cook, K.Murphy, C.Ringo, Q.Rollins, S.Shields, J.Starks.
10/20	Chicago:	J.Abbrederis, C.Banjo, J.Cook, K.Murphy, D.Randall, Q.Rollins, J.Starks.
10/30	at Atlanta:	R.Cobb, J.Cook, C.Matthews, T.Montgomery, D.Randall, Q.Rollins, J.Starks
11/6	Indianapolis:	J.Cook, C.Matthews, K.Murphy, D.Randall, C.Ringo, J.Starks, J.Tretter.
11/13	at Tennessee:	J.Cook, D.Jackson, C.Matthews, K.Murphy, D.Randall, C.Ringo, J.Tretter.
11/20	at Washington:	J.Elliott, T.Lang, C.Michael, D.Randall, C.Ringo, J.Ryan, J.Tretter.
11/28	at Philadelphia:	K.Fackrell, D.Goodson, T.Lang, B.Martinez, C.Ringo, J.Ryan, J.Tretter.
12/4	Houston:	T.Davis, M.Dorleant, K.Fackrell, T.Lang, B.Martinez, C.Ringo, J.Tretter.
12/11	Seattle:	T.Davis, K.Fackrell, B.Martinez, K.Murphy, N.Perry, J.Tretter.
12/18	at Chicago:	
12/24	Minnesota:	
1/1	at Detroit:	

**SEASON TOTALS:** K.Murphy (9), C.Ringo (7), J.Cook (6), D.Randall (6), J.Tretter (6), C.Banjo (4), J.Callahan (4), C.Matthews (4), S.Shields (4), J.Starks (4), T.Davis (3), J.Elliott (3), K.Fackrell (3), T.Lang (3), B.Martinez (3), Q.Rollins (3), J.Hawkins (2), J.Ryan (2), J.Abbrederis (1), M.Burnett (1), R.Cobb (1), M.Dorleant (1), D.Goodson (1), L.Guion (1), D.Jackson (1), D.Jones (1), C.Michael (1), T.Montgomery (1), N.Perry (1), J.Pressley (1), B.Price (1).

### TIME SPENT IN THE LEAD

Opponent	In Lead	Packers Trailing
9/11 at Jax.....	38:05	5:39
9/18 at Min.....	10:25	30:27
9/25 Det.....	56:22	0:00
10/9 NYG.....	51:18	0:00
10/16 Dal.....	0:00	55:03
10/20 Chi.....	31:55	5:19
10/30 at Atl.....	28:29	26:12
11/6 Ind.....	0:00	59:47
11/13 at Ten.....	0:00	58:17
11/20 at Was.....	2:58	39:08
11/28 at Phi.....	51:04	0:00
12/4 Hou.....	28:12	0:00
12/11 Sea.....	58:30	0:00
12/18 at Chi.....		
12/24 Min.....		
1/1 at Det.....		
<b>SEASON</b> .....	<b>5:57:18</b>	<b>4:39:52</b>
<b>SEASON AVG</b> . . . . .	<b>.27:29</b>	<b>21:32</b>

### NON-OFFENSIVE SCORES

#### REGULAR SEASON

#### Packers (0):

**Opponent (2):** L.Floyd fumble recovery in end zone vs. Chi, Oct. 20; J.Todman 99-yard kickoff return vs. Ind, Nov. 6.

### TWO-POINT CONVERSIONS

#### REGULAR SEASON

**Packers (1-3):** A.Rodgers run at Atl (Oct. 30).

**Opponent (0-4):**

# PENALTIES AND REPLAY CHALLENGES

## PENALTY STATISTICS

	Regular Season	
	Packers	Opponent
Times Penalized after Offensive Gain . . . . .	15	12
Gains Wiped Out, Offensive Penalties . . . . .	65	130
Touchdowns Cost . . . . .	2	0
Field Goals Cost . . . . .	0	0
First Downs Lost . . . . .	5	6
Intentional-Grounding Penalties . . . . .	0	0
Defensive Pass Interference, Times Flagged . . . . .	5	8
Yards Given Up . . . . .	63	245
Defensive 3rd/4th Down Flags (kept drive alive) . . . . .	5	9
Kick/Punt Return Penalties . . . . .	7	5
Return Yards Wiped Out . . . . .	49	48

**Touchdowns nullified — GREEN BAY (2):** A.Rodgers 21-yard pass to R.Cobb vs. NYG (Oct. 9), A.Rodgers 3-yard pass to T.Montgomery at Was (Nov. 20).

**OPPONENTS (0):**

## 2016 REGULAR-SEASON REPLAY CHALLENGES

### PACKERS (3/5)

Date, Opp.	Initial Ruling	Ruling
9/11 at Jax	Jacksonville 11 men on field . . . . .	Penalty on Jax, Defensive 12 On Field, Reversed
10/20 vs. Chi	M.Barkley incomplete pass . . . . .	N.Perry sacks M.Barkley for -10 yards, Reversed
10/20 vs. Chi	M.Barkley 14 pass to Z.Miller, first down . . . . .	Upheld
10/30 at Atl	Atlanta 11 men on field . . . . .	Penalty on Atl, Defensive 12 On Field, Reversed
12/11 vs. Sea	A.Rodgers incomplete pass to J.Nelson . . . . .	Upheld

### OPPONENTS (2/3)

Date, Opp.	Initial Ruling	Ruling
10/20 vs. Chi	A.Rodgers 7 pass to T.Montgomery, first down . . . . .	Upheld
11/28 at Phi	B.Goode downed punt at Philadelphia 1-yard line . . . . .	Upheld
11/28 at Phi	A.Rodgers 2 pass to J.Cook . . . . .	Incomplete Pass, Reversed

### REPLAY ASSISTANT (1/4)

*Last two minutes of the half, overtime, turnovers and scoring plays*

Date, Opp.	Initial Ruling	Ruling
10/9 vs. NYG	E.Manning 8 pass to O.Beckham, touchdown . . . . .	Upheld
10/16 vs. Dal	D.Prescott 1 pass to C.Beasley, touchdown . . . . .	Upheld
10/16 vs. Dal	T.Montgomery fumbles, recovered by R.Davis . . . . .	Upheld
11/20 at Was	A.Rodgers 13 pass to J.Nelson, touchdown . . . . .	Upheld

## 2016 REGULAR-SEASON PENALTIES ACCEPTED (79)

### OFFENSE (30)

**Delay of Game (5)** — A.Rodgers at Jax (Sept. 11), A.Rodgers at Jax (Sept. 11), A.Rodgers vs. Chi (Oct. 20), A.Rodgers at Ten (Nov. 13), A.Rodgers at Was (Nov. 20)

**False Start (7)** — B.Bulaga vs. Chi (Oct. 20), J.Janis vs. Chi (Oct. 20), B.Bulaga at Atl (Oct. 30), D.Bakhtiari at Ten (Nov. 13), D.Barclay at Ten (Nov. 13), J.Spriggs at Was (Nov. 20), J.Cook at Phi (Nov. 28)

**Holding (12)** — R.Rodgers at Min (Sept. 18), T.Lang at Min (Sept. 18), J.Tretter vs. Det (Sept. 25), B.Bulaga vs. Det (Sept. 25), D.Bakhtiari vs. NYG (Oct. 9), D.Bakhtiari vs. Ind (Nov. 6), D.Bakhtiari at Ten (Nov. 13), L.Taylor at Ten (Nov. 13), D.Barclay at Was (Nov. 20), D.Barclay at Was (Nov. 20), L.Taylor at Phi (Nov. 28), C.Linsley at Phi (Nov. 28)

**Ineligible Block Above the Waist (1)** — D.Adams vs. Hou (Dec. 4)

**Ineligible Receiver Downfield (1)** — T.Lang vs. Chi (Oct. 20)

**Pass Interference (2)** — D.Adams at Min (Sept. 18), D.Adams vs. NYG (Oct. 9)

**Unsportsmanlike Conduct (2)** — J.Tretter at Min (Sept. 18), H.Clinton-Dix vs. Sea (Dec. 11)

### DEFENSE (36)

**Defensive 12 On Field (1)** — K.Fackrell vs. Dal (Oct. 16)

**Defensive Delay of Game (1)** — H.Clinton-Dix at Ten (Nov. 13)

**Encroachment (2)** — L.Guion vs. Chi (Oct. 20), M.Daniels at Ten (Nov. 13)

**Face Mask (2)** — K.Brice at Atl (Oct. 30), J.Peppers at Phi (Nov. 28)

**Holding (3)** — M.Burnett at Jax (Sept. 11), L.Guion vs. Dal (Oct. 16), K.Brice vs. Ind (Nov. 6)

**Illegal Use of Hands (1)** — D.Jones vs. Dal (Oct. 16)

**Neutral-Zone Infraction (4)** — M.Daniels vs. Ind (Nov. 6), N.Perry at Phi (Nov. 28), N.Perry at Phi (Nov. 28), L.Guion vs. Hou (Dec. 4)

**Offside (8)** — M.Daniels at Jax (Sept. 11), C.Matthews vs. Dal (Oct. 16), D.Jones vs. Chi (Oct. 20), K.Fackrell at Atl (Oct. 30), J.Peppers vs. Ind (Nov. 6), L.Guion vs. Hou (Dec. 4), D.Lowry vs. Sea (Dec. 11), K.Clark vs. Sea (Dec. 11)

**Pass Interference (5)** — M.Burnett at Jax (Sept. 11), D.Randall at Min (Sept. 18), D.Goodson vs. Dal (Oct. 16), M.Hyde vs. Chi (Oct. 20), L.Gunter at Atl (Oct. 30)

**Roughing the Passer (3)** — M.Daniels at Min (Sept. 18), D.Jones at Atl (Oct. 30), M.Daniels at Was (Nov. 20)

**Unnecessary Roughness (4)** — L.Guion at Ten (Nov. 13), H.Clinton-Dix at Ten (Nov. 13), D.Jones at Was (Nov. 20), D.Jones vs. Sea (Dec. 11)

**Unsportsmanlike Conduct (2)** — N.Perry vs. Det (Sept. 25), M.Daniels at Ten (Nov. 13)

### SPECIAL TEAMS (13)

**False Start (1)** — J.Spriggs vs. Chi (Oct. 20)

**Holding (5)** — T.Montgomery vs. NYG (Oct. 9), J.Hawkins vs. NYG (Oct. 9), J.Janis at Phi (Nov. 28), J.Hawkins vs. Hou (Dec. 4), J.Hawkins vs. Sea (Dec. 11)

**Illegal Block Above the Waist (1)** — M.Evans vs. Det (Sept. 25)

**Illegal Formation (1)** — Team (Oct. 20)

**Offside on Free Kick (3)** — K.Brice vs. NYG (Oct. 9), K.Brice at Atl (Oct. 30), Team at Ten (Nov. 13)

**Unsportsmanlike Conduct (2)** — J.Janis vs. NYG (Oct. 9), K.Fackrell at Ten (Nov. 13)



# TURNOVER STATISTICS AND NOTES

## TURNOVER ANALYSIS

	Packers Take			Packers Give			Diff	Cum	NFC Rank	NFL Rank
	Int	Fum	Tot	Int	Fum	Tot				
Jax	1	0	1	0	0	0	+1	+1	4t	5t
Min	0	1	1	1	2	3	-2	-1	11t	19t
<b>DET</b>	1	0	1	0	0	0	+1	0	8t	14t
BYE	-	-	-	-	-	-	-	0	9	17
NYG	0	1	1	2	0	2	-1	-1	9t	18t
<b>DAL</b>	1	1	2	1	3	4	-2	-3	13	24t
<b>CHI</b>	2	0	2	0	1	1	+1	-2	10t	19t
Atl	0	0	0	0	0	0	0	-2	10t	19t
<b>IND</b>	2	0	2	1	0	1	+1	-1	10	18t
Ten	0	0	0	2	1	3	-3	-4	13	25
Was	0	0	0	1	1	2	-2	-6	14t	27t
Phi	1	0	1	0	0	0	+1	-5	12t	23t
<b>HOU</b>	0	1	1	0	1	1	0	-5	12t	24t
<b>SEA</b>	5	1	6	0	0	0	+6	+1	6t	16t
Chi										
MIN										
Det										
<b>Total</b>	<b>13</b>	<b>5</b>	<b>18</b>	<b>8</b>	<b>9</b>	<b>17</b>				

HOME GAMES UPPERCASED IN BOLD

### Regular-Season Takeaway Breakdown

	Packers	Opponent
Total	18	17
Interceptions	13	8
Fumble Rec.	5	1
Muffed Punt Rec.	0	0
Points off Turnovers	50	30
Touchdowns	5	3
Field Goals	5	3
Didn't attempt score	3	1

### REGULAR-SEASON TOUCHDOWN RETURNS

**Packers (0):**  
**Opponent (1):** L.Floyd fumble recovery in end zone vs.Chi, Oct. 20.

## 2016 RECORD WHEN...

When...	Record
+6 turnover margin	1-0
+5 turnover margin	0-0
+4 turnover margin	0-0
+3 turnover margin	0-0
+2 turnover margin	0-0
+1 turnover margin	4-1
even turnover margin	1-1
-1 turnover margin	1-1
-2 turnover margin	0-2
-3 turnover margin	0-1
-4 turnover margin	0-0
recording 0 takeaways	0-3
recording 1 takeaway	5-1
recording 2 takeaways	1-2
recording 3 takeaways	0-0
recording 4 takeaways	0-0
recording 5 takeaways	0-0
recording 6 takeaways	1-0
recording 0 giveaways	4-1
recording 1 giveaway	2-1
recording 2 giveaways	1-1
recording 3 giveaways	0-2
recording 4 giveaways	0-1
recording 5 giveaways	0-0
recording 0 interceptions	2-4
recording 1 interception	3-1
recording 2 interceptions	1-1
recording 3 interceptions	0-0
recording 4 interceptions	0-0
recording 5 interceptions	1-0
surrendering 0 interceptions	6-1
surrendering 1 interception	0-4
surrendering 2 interceptions	1-1
surrendering 3 interceptions	0-0
recovering 0 fumbles	4-4
recovering 1 fumble	3-2
recovering 2 fumbles	0-0
recovering 3 fumbles	0-0
losing 0 fumbles	5-2
losing 1 fumble	2-2
losing 2 fumbles	0-1
losing 3 fumbles	0-1

## TAKEAWAY SUMMARY (18)

9/11	at Jacksonville:	J.Thomas (interception).
9/18	at Minnesota:	R.Cobb (fumble recovery).
9/25	Detroit:	D.Randall (interception).
10/9	N.Y. Giants:	K.Clark (fumble recovery).
10/16	Dallas:	M.Burnett (interception), J.Thomas (fumble recovery).
10/20	Chicago:	B.Martinez (interception), N.Perry (interception).
10/30	at Atlanta:	None.
11/6	Indianapolis:	H.Clinton-Dix (2 interceptions).
11/13	at Tennessee:	None.
11/20	at Washington:	None.
11/28	at Philadelphia:	H.Clinton-Dix (interception).
12/4	Houston:	M.Burnett (fumble).
12/11	Seattle:	D.Randall (2 interceptions), K.Brice (fumble recovery), M.Burnett (interception), M.Hyde (interception), Q.Rollins (interception).
12/18	at Chicago:	
12/24	Minnesota:	
1/1	at Detroit:	

**SEASON TOTALS:** M.Burnett 3 (2 interceptions, fumble recovery), H.Clinton-Dix 3 (3 interceptions), D.Randall 3 (3 interceptions), J.Thomas 2 (fumble recovery, interception), K.Brice 1 (fumble recovery), K.Clark 1 (fumble recovery), R.Cobb 1 (fumble recovery), M.Hyde 1 (interception), B.Martinez 1 (interception), N.Perry 1 (interception), Q.Rollins 1 (interception).

Note: Only fumbles lost are credited. Fumbles in which the team maintained possession are not included.

## GIVEAWAY SUMMARY (17)

9/11	at Jacksonville:	None.
9/18	at Minnesota:	A.Rodgers (fumble, interception), D.Adams (fumble).
9/25	Detroit:	None.
10/9	N.Y. Giants:	A.Rodgers (2 interceptions).
10/16	Dallas:	A.Rodgers (fumble, interception), T.Montgomery (fumble), J.Nelson (fumble).
10/20	Chicago:	A.Rodgers (fumble).
10/30	at Atlanta:	None.
11/6	Indianapolis:	A.Rodgers (interception).
11/13	at Tennessee:	A.Rodgers (2 interceptions), T.Davis (fumble).
11/20	at Washington:	J.Cook (fumble), B.Hundley (interception).
11/28	at Philadelphia:	None.
12/4	Houston:	A.Rodgers (fumble).
12/11	Seattle:	None.
12/18	at Chicago:	
12/24	Minnesota:	
1/1	at Detroit:	

**SEASON TOTALS:** A.Rodgers 11 (7 interceptions, 4 fumbles), D.Adams 1 (fumble), J.Cook 1 (fumble), T.Davis 1 (fumble), B.Hundley 1 (interception), T.Montgomery 1 (fumble), J.Nelson 1 (fumble).

Note: Only fumbles lost are credited. Fumbles in which the team maintained possession are not included.

## TAKEAWAY POINTS

### Packers Regular Season (50)

Date	Opp.	Turnover	Result	Points
9/11	at Jax	Interception	TD	7
9/25	vs. Det	Interception	FG	3
10/9	vs. NYG	Fumble	FG	3
10/16	vs. Dal	Fumble	FG	3
10/16	vs. Dal	Interception	FG	3
11/6	vs. Ind	Interception	TD	7
11/28	at Phi	Interception	FG	3
12/11	vs. Sea	Interception	TD	7
12/11	vs. Sea	Interception	TD	7
12/11	vs. Sea	Interception	TD	7

### Opponent Regular Season (30)

Date	Opp.	Turnover	Result	Points
10/9	vs. NYG	Interception	FG	3
10/16	vs. Dal	Interception	FG	3
10/20	vs. Chi	Fumble	TD	7
11/13	at Ten	Fumble	TD	7
11/13	at Ten	Interception	FG	3
11/20	at Was	Fumble	TD	7



# REGULAR-SEASON PLAYER PARTICIPATION

NFL WEEK	1	2	3	5	6	7	8	9	10	11	12	13	14	15	16	17	— Season Totals —			
Player	at JAX	at MIN	DET	NYG	DAL	CHI	at ATL	IND	at TEN	at WAS	at PHI	HOU	SEA	at CHI	MIN	at DET	GP	GS	DNP	INA
Abbrederis, Jared	SUB	SUB	SUB	SUB	SUB	INA	-	-	-	-	-	-	-	-	-	-	5	0	0	1
Adams, Davante	<b>3WR</b>	<b>3WR</b>	SUB	<b>3WR</b>	<b>3WR</b>	<b>3WR</b>	<b>WR</b>	<b>WR</b>	<b>3WR</b>	<b>3WR</b>	<b>3WR</b>	<b>3WR</b>	<b>WR</b>	SUB	-	-	13	12	0	0
Allison, Geronimo	PS	PS	PS	PS	PS	PS	SUB	SUB	SUB	SUB	SUB	SUB	SUB	SUB	-	-	7	0	0	0
Bakhtiari, David	<b>LT</b>	<b>LT</b>	<b>LT</b>	<b>LT</b>	<b>LT</b>	<b>LT</b>	<b>LT</b>	<b>LT</b>	<b>LT</b>	<b>LT</b>	<b>LT</b>	<b>LT</b>	<b>LT</b>	<b>LT</b>	-	-	13	13	0	0
Banjo, Chris	INA	INA	SUB	SUB	INA	INA	IR	-	-	-	-	-	-	-	-	-	2	0	0	4
Barclay, Don	SUB	SUB	SUB	SUB	SUB	SUB	SUB	SUB	SUB	<b>RG</b>	SUB	SUB	SUB	-	-	-	13	1	0	0
Bradford, Carl	PS	PS	PS	PS	PS	PS	PS	PS	PS	SUB	SUB	SUB	SUB	SUB	-	-	4	0	0	0
Brice, Kentrell	SUB	SUB	SUB	SUB	SUB	SUB	SUB	SUB	SUB	SUB	SUB	SUB	SUB	SUB	-	-	13	0	0	0
Bulaga, Bryan	<b>RT</b>	<b>RT</b>	<b>RT</b>	<b>RT</b>	<b>RT</b>	<b>RT</b>	<b>RT</b>	<b>RT</b>	<b>RT</b>	<b>RT</b>	<b>RT</b>	<b>RT</b>	<b>RT</b>	<b>RT</b>	<b>RT</b>	<b>RT</b>	13	13	0	0
Burks, Brandon	-	-	-	-	-	-	-	PS	-	-	-	-	-	-	-	-	0	0	0	0
Burnett, Morgan	<b>SS</b>	<b>SS</b>	INA	<b>SS</b>	<b>SS</b>	<b>SS</b>	<b>SS</b>	<b>SS</b>	<b>SS</b>	<b>SS</b>	<b>SS</b>	<b>SS</b>	<b>SS</b>	<b>SS</b>	<b>SS</b>	<b>SS</b>	12	12	0	1
Cajuste, Devon	PS	PS	PS	PS	PS	PS	PS	PS	PS	PS	PS	PS	PS	PS	PS	PS	0	0	0	0
Callahan, Joe	INA	INA	INA	INA	-	-	-	-	-	-	-	-	PS	-	-	-	0	0	0	4
Clark, Kenny	SUB	SUB	<b>NT</b>	SUB	<b>DE</b>	SUB	SUB	SUB	SUB	SUB	SUB	SUB	SUB	SUB	SUB	SUB	13	2	0	0
Clinton-Dix, Ha Ha	<b>FS</b>	<b>FS</b>	<b>FS</b>	<b>FS</b>	<b>FS</b>	<b>FS</b>	<b>FS</b>	<b>FS</b>	<b>FS</b>	<b>FS</b>	<b>FS</b>	<b>FS</b>	<b>FS</b>	<b>FS</b>	<b>FS</b>	<b>FS</b>	13	13	0	0
Cobb, Randall	<b>WR</b>	<b>WR</b>	<b>WR</b>	<b>WR</b>	<b>WR</b>	<b>WR</b>	<b>WR</b>	INA	SUB	<b>WR</b>	<b>WR</b>	<b>WR</b>	<b>WR</b>	<b>WR</b>	<b>WR</b>	<b>WR</b>	12	10	0	1
Cook, Jared	<b>TE</b>	<b>TE</b>	SUB	INA	INA	INA	INA	INA	INA	<b>TE</b>	SUB	<b>TE</b>	<b>TE</b>	<b>TE</b>	<b>TE</b>	<b>TE</b>	7	5	0	6
Crockett, John	IR	IR	IR	IR	IR	IR	IR	IR	IR	IR	IR	IR	IR	IR	IR	IR	0	0	0	0
Crosby, Mason	SUB	SUB	SUB	SUB	SUB	SUB	SUB	SUB	SUB	SUB	SUB	SUB	SUB	SUB	SUB	SUB	13	0	0	0
Daniel, Robertson	-	-	PS	-	-	-	-	-	-	-	-	-	-	-	-	-	0	0	0	0
Daniels, Mike	<b>DT</b>	<b>DT</b>	<b>DT</b>	<b>DT</b>	<b>DT</b>	<b>DT</b>	<b>DT</b>	<b>DT</b>	<b>DT</b>	<b>DT</b>	<b>DT</b>	<b>DT</b>	<b>DT</b>	<b>DT</b>	<b>DT</b>	<b>DT</b>	13	13	0	0
Davis, Knile	-	-	-	-	-	SUB	SUB	-	-	-	-	-	-	-	-	-	2	0	0	0
Davis, Trevor	INA	SUB	SUB	SUB	SUB	SUB	SUB	SUB	SUB	SUB	SUB	INA	INA	INA	INA	INA	10	0	0	3
Dorleant, Makinton	IR	IR	IR	IR	IR	IR	IR	IR	IR	IR	IR	IR	INA	SUB	SUB	SUB	1	0	0	1
Elliott, Jayrone	INA	INA	SUB	SUB	SUB	SUB	SUB	SUB	SUB	INA	SUB	SUB	SUB	SUB	SUB	SUB	10	0	0	3
Evans, Marwin	SUB	SUB	SUB	SUB	SUB	SUB	SUB	SUB	SUB	SUB	SUB	SUB	SUB	SUB	SUB	SUB	13	0	0	0
Fackrell, Kyler	SUB	SUB	SUB	SUB	SUB	SUB	SUB	SUB	SUB	SUB	INA	INA	INA	INA	INA	INA	10	0	0	3
Flores, Jacob	-	-	-	-	-	-	PS	PS	PS	PS	PS	PS	PS	PS	PS	PS	0	0	0	0
Gilbert, Reggie	PS	PS	PS	PS	PS	PS	PS	PS	PS	PS	PS	PS	PS	PS	PS	PS	0	0	0	0
Goode, Brett	SUB	SUB	SUB	SUB	SUB	SUB	SUB	SUB	SUB	SUB	SUB	SUB	SUB	SUB	SUB	SUB	13	0	0	0
Goodson, Demetri	SUS	SUS	SUS	SUS	SUB	<b>LCB</b>	<b>LCB</b>	<b>LCB</b>	<b>LCB</b>	<b>LCB</b>	INA	IR	IR	IR	IR	IR	6	3	0	1
Guion, Letroy	<b>NT</b>	<b>NT</b>	INA	<b>NT</b>	<b>NT</b>	<b>NT</b>	<b>NT</b>	<b>NT</b>	<b>NT</b>	<b>NT</b>	<b>NT</b>	<b>NT</b>	<b>NT</b>	<b>NT</b>	<b>NT</b>	<b>NT</b>	12	12	0	1
Gunter, LaDarius	SUB	<b>RCB</b>	<b>RCB</b>	<b>RCB</b>	<b>RCB</b>	<b>RCB</b>	<b>RCB</b>	<b>RCB</b>	<b>RCB</b>	<b>RCB</b>	<b>RCB</b>	<b>RCB</b>	<b>RCB</b>	<b>RCB</b>	<b>RCB</b>	<b>RCB</b>	13	12	0	0
Hawkins, Josh	INA	INA	SUB	SUB	SUB	SUB	SUB	SUB	SUB	SUB	SUB	SUB	SUB	SUB	SUB	SUB	11	0	0	2
Hundley, Brett	DNP	DNP	DNP	DNP	DNP	DNP	DNP	DNP	SUB	SUB	DNP	DNP	SUB	SUB	SUB	SUB	3	0	10	0
Hyde, Micah	SUB	SUB	<b>SS</b>	<b>3CB</b>	<b>3S</b>	<b>3CB</b>	<b>RCB</b>	<b>3CB</b>	SUB	<b>3CB</b>	<b>3CB</b>	SUB	<b>3S</b>	<b>3S</b>	<b>3S</b>	<b>3S</b>	13	9	0	0
Jackson, Don	PS	PS	PS	PS	PS	SUB	<b>RB</b>	SUB	INA	IR	IR	IR	IR	IR	IR	IR	3	1	0	1
Janis, Jeff	SUB	SUB	SUB	SUB	SUB	SUB	SUB	<b>3WR</b>	SUB	SUB	SUB	SUB	SUB	SUB	SUB	SUB	13	1	0	0
Jones, Datone	SUB	SUB	INA	SUB	SUB	SUB	SUB	SUB	<b>DE</b>	SUB	SUB	SUB	SUB	<b>LOLB</b>	<b>LOLB</b>	<b>LOLB</b>	12	2	0	1
Kerridge, Joe	-	-	-	PS	PS	PS	PS	PS	SUB	SUB	SUB	SUB	SUB	SUB	SUB	SUB	5	0	0	0
Kuder, Tyler	IR	IR	IR	IR	IR	IR	IR	IR	-	-	-	-	-	-	-	-	0	0	0	0
Lacy, Eddie	<b>RB</b>	<b>RB</b>	<b>RB</b>	<b>RB</b>	<b>RB</b>	<b>RB</b>	IR	IR	IR	IR	IR	IR	IR	IR	IR	IR	5	5	0	0
Lang, T.J.	<b>RG</b>	<b>RG</b>	<b>RG</b>	<b>RG</b>	<b>RG</b>	<b>RG</b>	<b>RG</b>	<b>RG</b>	<b>RG</b>	INA	INA	INA	<b>RG</b>	<b>RG</b>	<b>RG</b>	<b>RG</b>	10	10	0	3
Linsley, Corey	PUP	PUP	PUP	PUP	PUP	PUP	PUP	<b>C</b>	<b>C</b>	<b>C</b>	<b>C</b>	<b>C</b>	<b>C</b>	<b>C</b>	<b>C</b>	<b>C</b>	6	6	0	0
Lowry, Dean	SUB	SUB	SUB	SUB	SUB	SUB	SUB	SUB	SUB	SUB	DNP	SUB	SUB	SUB	SUB	SUB	12	0	1	0
Martinez, Blake	<b>ILB</b>	<b>ILB</b>	<b>ILB</b>	<b>ILB</b>	SUB	<b>ILB</b>	<b>ILB</b>	<b>ILB</b>	<b>ILB</b>	<b>ILB</b>	INA	INA	INA	INA	INA	INA	10	9	0	3
Mathews, Derrick	-	-	-	-	-	-	-	-	-	-	PS	PS	PS	PS	PS	PS	0	0	0	0
Matthews, Clay	<b>LOLB</b>	<b>ROLB</b>	INA	<b>ROLB</b>	<b>ILB</b>	<b>ROLB</b>	INA	INA	INA	<b>ROLB</b>	<b>ILB</b>	<b>ILB</b>	SUB	SUB	SUB	SUB	9	8	0	4
Michael, Christine	-	-	-	-	-	-	-	-	-	INA	SUB	SUB	SUB	SUB	SUB	SUB	3	0	0	1
Montgomery, Ty	SUB	SUB	SUB	SUB	SUB	<b>RB</b>	INA	<b>RB</b>	SUB	SUB	SUB	SUB	<b>RB</b>	<b>RB</b>	<b>RB</b>	<b>RB</b>	12	3	0	1
Muir, Blake	PS	PS	PS	PS	PS	-	-	-	-	-	-	-	-	-	-	-	0	0	0	0
Murphy, Kyle	INA	INA	INA	INA	INA	INA	DNP	INA	INA	SUB	SUB	SUB	INA	INA	INA	INA	3	0	1	9
Nelson, Jordy	<b>WR</b>	<b>WR</b>	<b>WR</b>	<b>WR</b>	<b>WR</b>	<b>WR</b>	<b>WR</b>	<b>WR</b>	<b>WR</b>	<b>WR</b>	<b>WR</b>	<b>WR</b>	<b>WR</b>	<b>WR</b>	<b>WR</b>	<b>WR</b>	13	13	0	0
Patrick, Lucas	PS	PS	PS	PS	PS	PS	PS	PS	PS	PS	PS	PS	PS	PS	PS	PS	0	0	0	0
Pennel, Mike	SUS	SUS	SUS	SUS	SUB	SUB	SUB	SUB	SUB	SUB	SUB	SUB	SUB	SUB	SUB	SUB	8	0	0	0
Peppers, Julius	SUB	SUB	<b>LOLB</b>	SUB	<b>LOLB</b>	SUB	<b>LOLB</b>	<b>ROLB</b>	<b>ROLB</b>	<b>ROLB</b>	SUB	<b>LOLB</b>	<b>LOLB</b>	<b>ROLB</b>	<b>ROLB</b>	<b>ROLB</b>	13	8	0	0
Perillo, Justin	SUB	SUB	SUB	SUB	SUB	SUB	<b>2TE</b>	SUB	SUB	-	-	-	-	-	-	-	9	1	0	0
Perry, Nick	<b>ROLB</b>	<b>LOLB</b>	<b>ROLB</b>	<b>LOLB</b>	<b>ROLB</b>	<b>LOLB</b>	<b>ROLB</b>	<b>LOLB</b>	<b>LOLB</b>	<b>LOLB</b>	<b>ROLB</b>	<b>ROLB</b>	INA	INA	INA	INA	12	12	0	1
Pressley, Jhurrell	INA	-	-	-	-	-	-	-	-	-	-	-	-	-	-	-	0	0	0	1
Price, Brian	PS	PS	SUB	INA	-	PS	PS	PS	PS	PS	PS	PS	PS	PS	PS	PS	1	0	0	1
Randall, Damarious	<b>LCB</b>	<b>LCB</b>	<b>LCB</b>	INA	<b>LCB</b>	INA	INA	INA	INA	INA	INA	<b>LCB</b>	<b>LCB</b>	<b>LCB</b>	<b>LCB</b>	<b>LCB</b>	7	7	0	6
Ringo, Christian	SUB	SUB	SUB	INA	INA	SUB	SUB	INA	INA	INA	INA	INA	INA	INA	INA	INA	6	0	0	7
Ripkowski, Aaron	SUB	SUB	<b>FB</b>	SUB	<b>FB</b>	SUB	SUB	<b>FB</b>	SUB	SUB	<b>FB</b>	SUB	<b>FB</b>	<b>FB</b>	<b>FB</b>	<b>FB</b>	13	5	0	0
Rodgers, Aaron	<b>QB</b>	<b>QB</b>	<b>QB</b>	<b>QB</b>	<b>QB</b>	<b>QB</b>	<b>QB</b>	<b>QB</b>	<b>QB</b>	<b>QB</b>	<b>QB</b>	<b>QB</b>	<b>QB</b>	<b>QB</b>	<b>QB</b>	<b>QB</b>	13	13	0	0
Rodgers, Richard	SUB	SUB	<b>TE</b>	<b>TE</b>	SUB	<b>TE</b>	<b>TE</b>	SUB	<b>TE</b>	SUB	SUB	SUB	SUB	SUB	SUB	SUB	13	5	0	0
Rollins, Quinten	<b>3CB</b>	<b>3CB</b>	<b>3CB</b>	<b>LCB</b>	INA	INA	INA	<b>LCB</b>	<b>LCB</b>	SUB	SUB	<b>3CB</b>	<b>3CB</b>	<b>3CB</b>	<b>3CB</b>	<b>3CB</b>	10	8	0	3
Ryan, Jake	<b>ILB</b>	<b>ILB</b>	<b>ILB</b>	<b>ILB</b>	SUB	<b>ILB</b>	<b>ILB</b>	<b>ILB</b>	SUB	INA	INA	<b>ILB</b>	SUB	SUB	SUB	SUB	11	8	0	2
Sandland, Beau	-	-	-	-	-	-	-	-	PS	PS	PS	PS	PS	PS	PS	PS	0	0	0	0
Schum, Jacob	SUB	SUB	SUB	SUB	SUB	SUB	SUB	SUB	SUB	SUB	SUB	SUB	SUB	SUB	SUB	SUB	13	0	0	0
Shields, Sam	<b>RCB</b>	INA	INA	INA	INA	IR	IR	IR	IR	IR	IR	IR	IR	IR	IR	IR	1	1	0	4
Spriggs, Jason	SUB	SUB	SUB	SUB	SUB	SUB	SUB	SUB	SUB	SUB	<b>RG</b>	<b>RG</b>	SUB	SUB	SUB	SUB	13	2	0	0
Starks, James	SUB	SUB	SUB	SUB	INA	INA	INA	INA	<b>RB</b>	<b>RB</b>	<b>RB</b>	<b>RB</b>	<b>RB</b>	<b>RB</b>	<b>RB</b>	<b>RB</b>	9	4	0	4
Steuck, Kyle	IR	-	-	-	-	-	-	-	-	-	-	-	-	-	-	-	0	0	0	0
Stewart, Dez	-	-	-	-	-	-	PS	PS	PS	PS	PS	PS	-	-	-	-	0	0	0	0
Taylor, Lane	<b>LG</b>	<b>LG</b>	<b>LG</b>	<b>LG</b>	<b>LG</b>	<b>LG</b>	<b>LG</b>	<b>LG</b>	<b>LG</b>	<b>LG</b>	<b>LG</b>	<b>LG</b>	<b>LG</b>	<b>LG</b>	<b>LG</b>	<b>LG</b>	13	13	0	0
Thomas, Joe	SUB	SUB	SUB	SUB	SUB	SUB	SUB	SUB	SUB	<b>ILB</b>	<b>ILB</b>	<b>ILB</b>	SUB	SUB	SUB	SUB	13	4	0	0
Tretter, JC	<b>C</b>	<b>C</b>	<b>C</b>	<b>C</b>	<b>C</b>	<b>C</b>	<b>C</b>	INA	INA	INA	INA	INA	INA	INA	INA	INA	7	7	0	6
Waters, Herb	PS	PS	PS	PS	PS	PS	PS	PS	PS	PS	PS	PS	PS	PS	PS	PS	0	0	0	0
Whitehead, Jermaine	PS	PS	PS	PS	PS	PS	SUB	SUB	PS	PS	PS	PS	PS	PS	PS	PS	2	0	0	0

# SEASON-HIGHS/W-L BREAKDOWN

## INDIVIDUAL

Longest Scoring Run — 20, A.Rodgers, Nov. 13 at Tennessee  
 Longest Non-Scoring Run — 31, E.Lacy, Oct. 9 vs. N.Y. Giants

Longest Scoring Pass — 66, A.Rodgers to D.Adams, Dec. 11 vs. Seattle  
 Longest Non-Scoring Pass — 58, A.Rodgers to J.Nelson, Oct. 30 at Atlanta

Longest Kickoff Return — 40, T.Montgomery, Oct. 16 vs. Dallas  
 Longest Punt Return — 55, T.Davis, Oct. 30 at Atlanta  
 Longest Interception Return — 44, D.Randall, Sept. 25 vs. Detroit  
 Longest Fumble Return — 35, M.Burnett, Dec. 4 vs. Houston

Longest Punt — 65, J.Schum, Nov. 6 vs. Indianapolis

Longest Field Goal — 46, M.Crosby, Sept. 25 vs. Detroit  
 Most Field Goals Attempted — 3, three times, most recently M.Crosby, Oct. 20 vs. Chicago  
 Most Field Goals Made — 3, twice, most recently M.Crosby, Oct. 16 vs. Dallas

Most Touchdowns — 2, four times, most recently J.Nelson, Dec. 11 vs. Seattle  
 Most Rushing Attempts — 17, three times, most recently J.Starks, Nov. 28 at Philadelphia  
 Most Rushing Yards — 103, E.Lacy, Sept. 25 vs. Detroit

Most Passing Attempts — 56, A.Rodgers, Oct. 20 vs. Chicago  
 Most Completions — 39, A.Rodgers, Oct. 20 vs. Chicago  
 Most Passing Yards — 371, A.Rodgers, Nov. 13 at Tennessee  
 Most Touchdown Passes — 4, twice, most recently A.Rodgers, Oct. 30 at Atlanta

Most Receptions — 13, D.Adams, Oct. 20 vs. Chicago  
 Most Receiving Yards — 156, D.Adams, Nov. 13 at Tennessee

Most Total Yards from Scrimmage — 156, D.Adams, Nov. 13 at Tennessee

Most Defensive Interceptions — 2, twice, most recently D.Randall, Dec. 11 vs. Seattle  
 Most Tackles — 11, M.Burnett, Dec. 4 vs. Houston  
 Most Solo Tackles — 11, M.Burnett, Dec. 4 vs. Houston  
 Most Sacks — 2.0, N.Perry, Sept. 25 vs. Detroit  
 Most Passes Defensed — 2, 15 times, most recently L.Gunter, D.Randall and Q.Rollins, Dec. 11 vs. Seattle

## TEAM

Offensive Most...

First Downs — 32, Oct. 20 vs. Chicago  
 Rushing Attempts — 32, Oct. 9 vs. N.Y. Giants  
 Rushing Yards — 147, Oct. 9 vs. N.Y. Giants  
 Pass Attempts — 56, Oct. 20 vs. Chicago  
 Completions — 39, Oct. 20 vs. Chicago  
 TDs Thrown — 4, twice, most recently Oct. 30 at Atlanta  
 Ints. Thrown — 2, twice, most recently Nov. 13 at Tennessee  
 Net Passing Yards — 340, Nov. 20 at Washington  
 Offensive Plays — 81, Oct. 20 vs. Chicago  
 Total Offense — 424, Nov. 20 at Washington  
 Time of Possession — 39:36, Oct. 20 vs. Chicago  
 Turnovers — 4, Oct. 16 vs. Dallas  
 Fumbles — 5, Oct. 16 vs. Dallas  
 Fumbles Lost — 3, Oct. 16 vs. Dallas

Longest Scoring Drives

Plays — 17, twice, most recently Nov. 28 at Philadelphia  
 Yards — 98, Dec. 4 vs. Houston  
 Time — 9:14, Sept. 11 at Jacksonville

Shortest Scoring Drives

Plays — 1, Dec. 11 vs. Seattle  
 Yards — 0, Oct. 16 vs. Dallas  
 Time — 0:07, Dec. 11 vs. Seattle

Defensive Fewest...

First Downs Allowed — 13, Oct. 20 vs. Chicago  
 Rushing Att. Allowed — 15, Oct. 9 vs. N.Y. Giants  
 Rushing Yards Allowed — 30, Sept. 18 at Minnesota  
 Pass Att. Allowed — 26, Oct. 20 vs. Chicago  
 Pass Comp. Allowed — 10, Oct. 20 vs. Chicago  
 Net Passing Yards Allowed — 120, Oct. 20 vs. Chicago  
 Total Plays Allowed — 45, Oct. 20 vs. Chicago  
 Total Yards Allowed — 189, Oct. 20 vs. Chicago

Defensive Most...

Takeaways — 6, Dec. 11 vs. Seattle  
 Interceptions — 5, Dec. 11 vs. Seattle  
 Fumbles Forced — 2, twice, most recently Oct. 16 vs. Dallas  
 Fumbles Recovered — 1, five times, most recently Dec. 11 vs. Seattle  
 Passes Defensed — 9, three times, most recently Dec. 11 vs. Seattle  
 Sacks — 4, three times, most recently Nov. 28 at Philadelphia

	2016 regular season...			2015 regular season...			2014 regular season...			1992-present...		
	Home	Road	Overall	Home	Road	Overall	Home	Road	Overall	Home	Road	Overall
Overall	5-2	2-4	7-6	5-3	5-3	10-6	8-0	4-4	12-4	151-47-1	100-98	251-145-1
On Grass	5-2	2-2	7-4	5-3	4-3	9-6	8-0	3-0	11-0	151-47-1	57-39	208-86-1
On Artificial Surfaces	0-0	0-2	0-2	0-0	1-0	1-0	0-0	1-4	1-4	0-0	43-61	43-61
In Open-Air Stadiums	5-2	2-2	7-4	5-3	4-2	9-5	8-0	4-2	12-2	151-47-1	65-61	216-108-1
In Indoor Stadiums	0-0	0-2	0-2	0-0	1-1	1-1	0-0	0-2	0-2	0-0	35-37	35-37
vs. Division Opponents	2-0	0-1	2-1	0-3	3-0	3-3	3-0	2-1	5-1	66-17-1	46-37	112-54-1
vs. NFC	4-1	1-3	5-4	3-3	4-2	7-5	6-0	3-3	9-3	116-32-1	76-72	192-104-1
vs. AFC	1-1	1-1	2-2	2-0	1-1	3-1	2-0	1-1	3-1	35-15	24-26	59-41
When scoring first	5-0	2-1	7-1	5-2	3-0	8-2	7-0	3-2	10-2	109-19-1	61-36	170-55-1
When Opponent scored first	0-2	0-3	0-5	0-1	2-3	2-4	1-0	1-2	2-2	41-28	39-62	80-90
In overtime	0-0	0-0	0-0	0-0	0-0	0-0	0-0	0-0	0-0	5-3-1	1-5	6-8-1
When leading after first quarter	4-0	0-1	4-1	5-2	3-1	8-3	6-0	3-1	9-1	93-14-1	53-24	146-38-1
When leading at halftime	5-0	2-1	7-1	5-0	3-0	8-0	7-0	4-0	11-0	120-9	79-27	199-36
When leading after third quarter	4-0	2-0	6-0	4-0	4-0	8-0	8-0	4-0	12-0	125-5	90-22	215-27
When trailing after first quarter	0-2	0-3	0-5	0-0	1-2	1-2	1-0	0-1	1-1	26-24	18-47	44-71
When trailing at halftime	0-2	0-3	0-5	0-2	2-3	2-5	1-0	0-1	1-1	22-32-1	18-61	40-93-1
When trailing after third quarter	0-2	0-4	0-6	1-3	1-3	2-6	0-0	0-4	0-4	16-39-1	7-75	23-114-1
When tied at halftime	0-0	0-0	0-0	0-1	0-0	0-1	0-0	0-2	0-2	9-6	3-9	12-15
On Thursday	1-0	0-0	1-0	0-1	1-0	1-1	1-0	0-1	1-1	5-1	5-7	10-8
On Friday	0-0	0-0	0-0	0-0	0-0	0-0	0-0	0-0	0-0	0-0	1-0	1-0
On Saturday	0-0	0-0	0-0	0-0	0-0	0-0	0-0	0-0	0-0	1-0	2-0	3-0
On Sunday/Early Games	2-0	1-1	3-1	1-1	1-1	2-2	1-0	4-2	5-2	92-25-1	46-47	138-72-1
On Sunday/Late Afternoon Games	1-2	0-1	1-3	2-0	3-1	5-1	4-0	0-0	4-0	28-13	23-22	51-35
On Sunday/Night Games	1-0	0-2	1-2	1-1	0-1	1-2	1-0	0-1	1-1	13-3	10-7	23-10
On Monday	0-0	1-0	1-0	1-0	0-0	1-0	1-0	0-0	1-0	12-6	12-13	24-19
When Packers had 100-yard rusher	1-0	0-0	1-0	2-1	1-0	3-1	2-0	1-0	3-0	39-10-1	29-9	68-19-1
When Packers had 100-yard receiver	5-0	1-2	6-2	2-1	2-0	4-1	6-0	3-1	9-1	74-16	44-34	118-50
When Packers had 300-yard passer	1-0	1-2	2-2	1-1	0-1	1-2	5-0	2-1	7-1	37-13	32-22	69-35
When Opponent had 100-yard rusher	0-1	0-2	0-3	2-0	1-1	3-1	0-0	1-2	1-2	25-21-1	20-30	45-51-1
When Opponent had 100-yard receiver	1-0	0-3	1-3	2-0	2-2	4-2	4-0	1-0	5-0	47-16	28-37	75-53
When Opponent had 300-yard passer	1-0	1-1	2-1	1-0	0-1	1-1	2-0	0-1	2-1	24-7	16-20	40-27

## TRANSACTIONS BY DATE

1/5	Signed DT William Campbell to the practice squad; Placed DE B.J. McBryde on the practice squad injured list; Signed QB Ryan Williams (reserve/future)	5/10	Released DT Josh Boyd, DT William Campbell, TE David Grinnage, WR Dennis Parks and T Jeremy Vujnovich					
1/15	Signed CB Robertson Daniel to the active roster from the practice squad; Placed TE Andrew Quarless on injured reserve	5/12	Signed S Marwin Evans					
1/18	Signed LB Carl Bradford, DT William Campbell, TE Mitchell Henry, WR Jamel Johnson, DT Christian Ringo, G Matt Rotheram, T Jeremy Vujnovich and WR Ed Williams	5/18	Signed LB Kyle Fackrell					
1/19	Signed DE B.J. McBryde	5/25	Released G/T Vince Kowalski;					
2/12	Re-signed DT Letroy Guion	5/26	Signed QB Marquise Williams;					
3/2	Re-signed K Mason Crosby	6/1	Released QB Ryan Williams	9/5	Signed LS Brett Goode; Claimed RB Jhurrell Pressley off waivers from Minnesota Vikings; Placed CB Makinton Dorleant on injured reserve; Released RB Brandon Burks;		10/24	Signed WR Geronimo Allison and S Jermaine Whitehead to the active roster; Signed WR Dez Stewart to the practice squad; Placed WR Jared Abbrederis and S Chris Banjo on injured reserve
3/8	Re-signed G Lane Taylor	6/17	Signed DT Kenny Clark				10/25	Signed CB Keith Baxter to the practice squad
3/11	Re-signed LB Nick Perry; Signed G/T Vince Kowalski	7/13	Signed RB Brandon Ross				10/26	Signed C Jacob Flores to the practice squad
3/14	Signed DE Ray Drew	7/20	Signed CB Warren Gatewood				10/27	Released WR Jared Abbrederis and CB Keith Baxter
3/22	Re-signed RB James Starks	7/25	Released RB Don Jackson and DE B.J. McBryde				10/31	Released RB Knile Davis and S Chris Banjo
3/28	Signed TE Jared Cook	7/28	Signed WR Harvey Binford				11/2	Signed RB Brandon Burks to the practice squad
4/8	Released LB Nate Palmer	8/2	Signed LB Derrick Mathews				11/5	Activated C Corey Linsley from reserve/physically unable to perform
4/18	Re-signed T/G Don Barclay; Signed LB Lerentée McCray	8/9	Signed LS Jesse Schmitt; Released LB Manoa Pikula				11/7	Signed FB Joe Kerridge to active roster; Released S Jermaine Whitehead
4/25	Released DE Ray Drew	8/14	Signed C Kyle Steuck; Placed LS Jesse Schmitt on injured reserve				11/8	Released DT Tyler Kuder
5/6	Signed WR Geronimo Allison, S Kentrell Brice, LB Beniquez Brown, QB Joe Callahan, CB Makinton Dorleant, C Jacob Flores, LB Reggie Gilbert, TE David Grinnage, CB Josh Hawkins, RB Don Jackson, T Josh James, CB Randall Jette, DT Tyler Kuder, P Peter Mortell, WR Dennis Parks, LB Manoa Pikula, DT Brian Price, WR Devonte Robinson and WR Herb Waters	8/22	Released G Matt Rotheram and LS Jesse Schmitt	9/7	Released TE Kennard Backman and C Jacob Flores		11/11	Signed TE Beau Sandland to the practice squad; Released RB Brandon Burks
5/6	Signed LB Blake Martinez, DE Dean Lowry, WR Trevor Davis and T Kyle Murphy	8/23	Released T Josh James	9/12	Signed T David Bakhtiari to contract extension		11/16	Claimed RB Christine Michael off waivers from Seattle Seahawks; Placed RB Don Jackson on injured reserve
5/9	Signed T Jason Spriggs, TE Casey Pierce, DT Demetris Anderson, RB Brandon Burks, FB Alstevis Squirewell and G Cory Tucker;	8/29	Released DT Demetris Anderson, CB Randall Jette, WR Jamel Johnson, LB Derrick Mathews, P Peter Mortell and WR Ed Williams.	9/14	Released RB Jhurrell Pressley		11/19	Signed LB Carl Bradford to active roster; Released TE Justin Perillo
		8/30	Released WR Harvey Binford and Tim Masthay; Claimed P Jacom Schum off waivers from Tampa Bay Buccaneers; Traded LB Lerentée McCray to Buffalo Bills; Placed TE Kennard Backman, RB John Crockett, C Jacob Flores, TE Mitchell Henry and G Josh Walker on injured reserve	9/27	Released CB Robertson Daniel		11/23	Signed LB Derrick Mathews to the practice squad
		9/2	Released TE Mitchell Henry	10/3	Signed FB Joe Kerridge to the practice squad		12/2	Signed QB Joe Callahan to the practice squad; Released WR Dez Stewart
		9/3	Released WR Geronimo Allison, LB Sam Barrington, LB Carl Bradford, LB Beniquez Brown, CB Robertson Daniel, CB Warren Gatewood, LB Reggie Gilbert, LS Rick Lovato, G Lucas Patrick, TE Casey Pierce, DT Brian Price, RB Brandon Ross, G	10/13	Released QB Joe Callahan		12/3	Activated CB Makinton Dorleant from reserve/injured; designated for return; Placed CB Demetri Goodson on injured reserve
				10/15	Activated CB Demetri Goodson and DT Mike Pennel from exempt status; Released DT Brian Price			
				10/18	Signed DT Brian Price to the practice squad; Released G Blake Muir; Traded for RB Knile Davis from Kansas City Chiefs; Placed CB Sam Shields on injured reserve			
				10/20	Signed RB Don Jackson to the active roster; Placed RB Eddie Lacy in injured reserve			

## TRANSACTIONS BY PLAYER

<b>Abbrederis, Jared - WR</b>	10/24/16 Placed on injured reserve	<b>Davis, Trevor - WR</b>	5/6/16 Signed	<b>Linsley, Corey - C</b>	9/3/16 Placed on reserve/physically unable to perform	<b>Ringo, Christian - DT</b>	1/18/16 Signed
<b>Allison, Geronimo - WR</b>	10/27/16 Released	<b>Drew, Ray - DE</b>	3/4/16 Signed		11/5/16 Activated from reserve/physically unable to perform	<b>Robinson, Devonte - WR</b>	5/6/16 Signed
	5/6/16 Signed		4/25/16 Released	<b>Lowry, Dean - DE</b>			6/1/16 Released
	9/3/16 Released	<b>Dorleant, Makinton - CB</b>	5/6/16 Signed		5/6/16 Signed	<b>Ross, Brandon - RB</b>	7/13/16 Signed
	9/5/16 Signed to practice squad		9/5/16 Placed on injured reserve	<b>Lovato, Rick - LS</b>	9/3/16 Released		9/3/16 Released
	10/24/16 Signed to active roster	<b>Evans, Marwin - S</b>	12/3/16 Activated from reserve/injured; designat	<b>Martinez, Blake - LB</b>	9/3/16 Released	<b>Rotheram, Matt - G</b>	1/18/16 Signed
<b>Anderson, Demetris - DT</b>	5/9/16 Signed		ated for return	<b>Masthay, Tim - TE</b>	5/6/16 Signed		8/22/16 Released
	8/22/16 Released	<b>Fackrell, Kyle - LB</b>	5/10/16 Signed		8/30/16 Released	<b>Sandland, Beau - TE</b>	11/11/16 Signed to practice squad
<b>Backman, Kennard - TE</b>	8/30/16 Placed on injured reserve	<b>Flores, Jacob - C</b>	5/6/16 Signed	<b>Mathews, Derrick - LB</b>	8/2/16 Signed	<b>Schmitt, Jesse - LS</b>	8/9/16 Signed
	9/7/16 Released		8/30/16 Placed on injured reserve		8/29/16 Released		8/14/16 Placed on injured reserve
<b>Bakhtiari, David - T</b>	9/13/16 Signed contract extension	<b>Gatewood, Warren - CB</b>	10/26/16 Signed to practice squad	<b>McBryde, B.J. - DE</b>	11/23/16 Signed to practice squad	<b>Schum, Jacob - P</b>	8/22/16 Released
	10/24/16 Placed on injured reserve		7/20/16 Signed		1/5/16 Placed on practice squad injured list		8/30/16 Claimed off waivers from Tampa Bay Buccaneers
	10/31/16 Released	<b>Gilbert, Reggie - LB</b>	9/3/16 Released	<b>McCray, Lerentée - LB</b>	1/19/16 Signed	<b>Shields, Sam - CB</b>	10/18/16 Placed on injured reserve
<b>Barclay, Don - TG</b>	4/18/16 Re-signed		9/3/16 Released		7/25/16 Released	<b>Sitton, Josh - G</b>	9/3/16 Released
<b>Barrington, Sam - LB</b>	9/3/16 Released	<b>Goode, Brett - LS</b>	5/6/16 Signed	<b>Michael, Christine - RB</b>	4/18/16 Signed		9/16/16 Released
	10/25/16 Signed to practice squad		8/30/16 Placed on injured reserve		8/30/16 Traded to Buffalo Bills	<b>Spriggs, Jason - T</b>	5/9/16 Signed
	10/27/16 Released	<b>Goodson, Demetri - CB</b>	9/7/16 Released	<b>Mortell, Peter - P</b>	5/6/16 Signed		5/9/16 Signed
<b>Binford, Harvey - WR</b>	7/23/16 Signed		9/3/16 Placed on reserve/suspended		8/29/16 Released	<b>Squirewell, Alstevis - FB</b>	5/3/16 Signed
	8/30/16 Released	<b>Grinnage, David - TE</b>	10/15/16 Activated from exempt status	<b>Muir, Blake - G</b>	9/5/16 Signed to practice squad		9/3/16 Released
<b>Boyd, Josh - DT</b>	5/9/16 Released		12/3/16 Placed on injured reserve		10/18/16 Released	<b>Starks, James - RB</b>	3/22/16 Re-signed
<b>Bradford, Carl - LB</b>	1/18/16 Signed	<b>Guion, Letroy - DT</b>	5/6/16 Signed	<b>Murphy, Kyle - T</b>	5/6/16 Signed	<b>Steuck, Kyle - C</b>	8/14/16 Signed
	9/3/16 Released		5/9/16 Released		4/8/16 Released		9/3/16 Placed on injured reserve
	9/5/16 Signed to practice squad	<b>Hawkins, Josh - CB</b>	5/6/16 Signed	<b>Palmer, Nate - LB</b>	4/8/16 Released	<b>Stewart, Dez - WR</b>	9/12/16 Released
	11/19/16 Signed to active roster	<b>Henry, Mitchell - TE</b>	1/18/16 Signed	<b>Parks, Dennis - WR</b>	5/6/16 Signed		10/24/16 Signed to practice squad
<b>Brice, Kentrell - S</b>	5/6/16 Signed		8/30/16 Placed on injured reserve		5/9/16 Released	<b>Taylor, Lane - G</b>	12/2/16 Released
<b>Brown, Beniquez - LB</b>	5/6/16 Signed	<b>Jackson, Don - RB</b>	9/2/16 Released	<b>Patrick, Lucas - G</b>	6/1/16 Signed		3/8/16 Re-signed
	9/3/16 Released		5/6/16 Signed		9/3/16 Released	<b>Tucker, Cory - G</b>	5/9/16 Signed
	9/5/16 Signed to practice squad	<b>Jettie, Randall - CB</b>	5/6/16 Signed	<b>Pennel, Mike - DT</b>	9/3/16 Signed to practice squad	<b>Vujnovich, Jeremy - T</b>	6/1/16 Released
<b>Burks, Brandon - RB</b>	5/9/16 Signed		7/23/16 Released		9/3/16 Placed on reserve/suspended		1/18/16 Signed
	9/5/16 Released	<b>Johnson, Jamei - WR</b>	9/5/16 Signed to practice squad	<b>Perillo, Justin - TE</b>	10/15/16 Activated from exempt status	<b>Walker, Josh - G</b>	5/9/16 Released
	11/22/16 Signed to practice squad		10/20/16 Signed to active roster		11/19/16 Released		8/30/16 Placed on injured reserve
	11/11/16 Released	<b>Jones, Josh - T</b>	11/16/16 Placed on injured reserve	<b>Perry, Nick - LB</b>	3/11/16 Re-signed	<b>Waters, Herb - WR</b>	9/3/16 Released
<b>Callahan, Joe - QB</b>	5/6/16 Signed		5/6/16 Signed		9/3/16 Released		5/6/16 Signed
	10/13/16 Released	<b>Kerridge, Joe - FB</b>	8/23/16 Released	<b>Pierce, Casey - TE</b>	5/9/16 Signed		9/3/16 Released
	12/2/16 Signed to practice squad		5/6/16 Signed		9/3/16 Released	<b>Whitehead, Jermaine - S</b>	9/5/16 Signed to practice squad
<b>Campbell, William - DT</b>	1/5/16 Signed to practice squad	<b>Kowalski, Vince - T</b>	5/25/16 Released	<b>Pikula, Manoa - LB</b>	5/6/16 Signed		9/3/16 Released
	1/18/16 Signed	<b>Kuder, Tyler - DT</b>	5/6/16 Signed		8/9/16 Released	<b>Williams, Ed - WR</b>	9/5/16 Signed to practice squad
	5/9/16 Released		9/3/16 Placed on injured reserve	<b>Pressley, Jhurrell - RB</b>	9/5/16 Claimed off waivers from Minnesota Vikings		10/24/16 Signed to active roster
<b>Clark, Kenny - DT</b>	6/17/16 Signed	<b>Kyler, Kyle - LB</b>	11/7/16 Signed to active roster		9/14/16 Released	<b>Williams, Ryan - QB</b>	11/7/16 Released
<b>Cook, Jared - TE</b>	3/28/16 Signed		5/25/16 Released	<b>Price, Brian - DT</b>	9/3/16 Signed		1/18/16 Signed
	8/30/16 Placed on injured reserve	<b>Kyler, Kyle - LB</b>	5/6/16 Signed		9/3/16 Released	<b>Williams, Marquise - QB</b>	5/26/16 Signed
<b>Crosby, Mason - K</b>	3/2/16 Re-signed	<b>Kuderski, Vince - T</b>	5/6/16 Signed		9/5/16 Signed to practice squad		9/3/16 Released
<b>Daniel, Robertson - CB</b>	1/15/16 Signed to active roster		9/3/16 Placed on injured reserve	<b>Quarless, Andrew - TE</b>	9/22/16 Signed to active roster	<b>Williams, Ryan - QB</b>	1/5/16 Signed (reserve/future)
	9/3/16 Released	<b>Lacy, Eddie - RB</b>	11/8/16 Released		10/15/16 Released		5/26/16 Released
	9/22/16 Signed to practice squad		10/20/16 Placed on injured reserve		10/18/16 Signed to practice squad		
	9/27/16 Released				1/15/16 Placed on injured reserve		
<b>Davis, Knile - RB</b>	10/18/16 Traded for from Kansas City Chiefs						
	10/31/16 Released						

## THE LAST TIME

### Regular-Season Games Only

#### **RUSHING**

##### **200 Yards Rushing, Individual**

BY PACKERS — Ahman Green, Dec. 28, 2003, vs. Denver (218 yards)  
BY OPPONENT — Adrian Peterson, Dec. 2, 2012, vs. Minnesota (210 yards)

##### **100 Yards Rushing, Individual**

BY PACKERS — Eddie Lacy, Sept. 25, 2016, vs. Detroit (103 yards)  
BY OPPONENT — Robert Kelley, Nov. 20, 2016, at Washington (137 yards)

##### **100 Yards Rushing, Individual, One Half**

BY PACKERS — Eddie Lacy, Dec. 15, 2013, at Dallas (110 yards in second half)  
BY OPPONENT — Robert Kelley, Nov. 20, 2016, at Washington (102 yards in second half)

##### **100 Yards Rushing and Receiving, Individual**

BY PACKERS — Never  
BY OPPONENT — Darrin Nelson, Nov. 13, 1983, at Minnesota (119 yards rushing, 137 receiving)

##### **Two 100-Yard Rushers**

BY PACKERS — Ryan Grant (106 yards) and DeShawn Wynn (106 yards), Dec. 28, 2008, vs. Detroit  
BY OPPONENT — Tony Dorsett (149 yards) and Robert Newhouse (101 yards), Nov. 12, 1978, vs. Dallas at Milw.

##### **Two 100-Yard Rushers and Two 100-Yard Receivers**

BY PACKERS — Ryan Grant (106 yards) and DeShawn Wynn (106), Dec. 28, 2008, vs. Detroit, Donald Driver (111 yards) and Greg Jennings (101 yards), Dec. 28, 2008, vs. Detroit\*  
BY OPPONENT — Never  
\*First time in NFL history

##### **Four Touchdowns Rushing, Individual**

BY PACKERS — Dorsey Levens, Jan. 2, 2000, vs. Arizona (8, 1, 5, 1 yards)  
BY OPPONENT — DeAngelo Williams, Nov. 30, 2008, vs. Carolina (1, 1, 1, 1 yards)

##### **Three Touchdowns Rushing, Individual**

BY PACKERS — Ahman Green, Oct. 20, 2002, vs. Washington (24, 2, 8 yards)  
BY OPPONENT — Robert Kelley, Nov. 20, 2016, at Washington (10, 1, 4 yards)

##### **Two Touchdowns Rushing, Individual**

BY PACKERS — Eddie Lacy, Oct. 2, 2014, vs. Minnesota (11, 10 yards)  
BY OPPONENT — Robert Kelley, Nov. 20, 2016, at Washington (10, 1, 4 yards)

#### **PASSING**

##### **400 Yards Passing, Individual**

BY PACKERS — Aaron Rodgers, Oct. 26, 2014, at New Orleans (418 yards)  
BY OPPONENT — Philip Rivers, Oct. 18, 2015, vs. San Diego (503 yards)

##### **300 Yards Passing, Individual**

BY PACKERS — Aaron Rodgers, Nov. 28, 2016, at Philadelphia (313 yards)  
BY OPPONENT — Kirk Cousins, Nov. 20, 2016, at Washington (375 yards)

##### **Six Touchdown Passes, Individual**

BY PACKERS — Aaron Rodgers, Nov. 9, 2014, vs. Chicago (1, 4, 73, 40, 56, 18 yards)  
BY OPPONENT — Tommy Kramer, Sept. 28, 1986, at Minnesota (23, 13, 36, 2, 17, 7 yards)

##### **Five Touchdown Passes, Individual**

BY PACKERS — Aaron Rodgers, Sept. 28, 2015, vs. Kansas City (8, 3, 27, 4, 4, 4 yards)  
BY OPPONENT — Matthew Stafford, Jan. 1, 2012, vs. Detroit (8, 13, 2, 5, 12 yards)

##### **Four Touchdown Passes, Individual**

BY PACKERS — Aaron Rodgers, Oct. 30, 2016, at Atlanta (5, 4, 9, 7 yards)  
BY OPPONENT — Marcus Mariota, Nov. 13, 2016, at Tennessee (9, 32, 6, 33 yards)

##### **Three Touchdown Passes, Individual**

BY PACKERS — Aaron Rodgers, Dec. 11, 2016, vs. Seattle (66, 9, 3 yards)  
BY OPPONENT — Kirk Cousins, Nov. 20, 2016, at Washington (17, 44, 70 yards)

##### **Six Interceptions Thrown, Individual**

BY PACKERS — Tom O'Malley, Sept. 17, 1950, vs. Detroit  
BY OPPONENT — Don Horn, Sept. 26, 1971, vs. Denver at Milw.

##### **Five Interceptions Thrown, Individual**

BY PACKERS — Brett Favre, Oct. 30, 2005, at Cincinnati  
BY OPPONENT — Russell Wilson, Dec. 11, 2016, vs. Seattle

##### **Four Interceptions Thrown, Individual**

BY PACKERS — Brett Favre, Dec. 25, 2005, vs. Chicago  
BY OPPONENT — Russell Wilson, Dec. 11, 2016, vs. Seattle

#### **RECEIVING**

##### **10 or More Receptions, Individual**

BY PACKERS — Jordy Nelson, Nov. 13, 2016, at Tennessee (12 receptions)  
BY OPPONENT — Keenan Allen, Oct. 18, 2015, vs. San Diego (14 receptions)

##### **200 Yards Receiving, Individual**

BY PACKERS — Jordy Nelson, Sept. 14, 2014, vs. N.Y. Jets (209 yards)  
BY OPPONENT — Marvin Jones, Sept. 25, 2016, vs. Detroit (205 yards)

##### **100 Yards Receiving, Individual**

BY PACKERS — Davante Adams, Dec. 11, 2016, vs. Seattle (104 yards)  
BY OPPONENT — Pierre Garçon (116 yards) and Jamison Crowder (102 yards), Nov. 20, 2016, at Washington

##### **100 Yards Receiving, One Half, Individual**

BY PACKERS — Davante Adams, Nov. 13, 2016, at Tennessee (121 yards in first half)  
BY OPPONENT — Delanie Walker, Nov. 13, 2016, at Tennessee (100 yards in first half)

##### **Two 100-Yard Receivers**

BY PACKERS — Davante Adams (156 yards) and Jordy Nelson (126 yards), Nov. 13, 2016, at Tennessee  
BY OPPONENT — Pierre Garçon (116 yards) and Jamison Crowder (102 yards), Nov. 20, 2016, at Washington

##### **Four Touchdown Receptions, Individual**

BY PACKERS — Sterling Sharpe, Nov. 24, 1994, at Dallas (1, 36, 30, 5 yards)  
BY OPPONENT — Never

##### **Three Touchdown Receptions, Individual**

BY PACKERS — Randall Cobb, Sept. 28, 2015, vs. Kansas City (3, 4, 4 yards)  
BY OPPONENT — Vincent Jackson, Nov. 6, 2011, at San Diego (23, 5, 29 yards)

##### **Two Touchdown Receptions, Individual**

BY PACKERS — Jordy Nelson, Dec. 11, 2016, vs. Seattle (9, 3 yards)  
BY OPPONENT — Cole Beasley, Oct. 16, 2016, vs. Dallas (1, 4 yards)

#### **INTERCEPTIONS**

##### **Four Interceptions, Individual**

BY PACKERS — Willie Buchanon, Sept. 24, 1978, at San Diego  
BY OPPONENT — Never

##### **Three Interceptions, Individual**

BY PACKERS — Tom Flynn, Oct. 28, 1984, vs. Detroit  
BY OPPONENT — Vencie Glenn, Dec. 27, 1992, at Minnesota

##### **Two Interceptions, Individual**

BY PACKERS — Damarious Randall, Dec. 11, 2016, vs. Seattle  
BY OPPONENT — Janoris Jenkins, Oct. 9, 2016, vs. N.Y. Giants

##### **Interception Returned for Touchdown**

BY PACKERS — Damarious Randall, Dec. 20, 2015, at Oakland (43 yards)  
BY OPPONENT — Cortez Allen, Dec. 22, 2013, vs. Pittsburgh (40 yards)

#### **TOUCHDOWNS**

##### **Five Touchdowns, Individual**

BY PACKERS — Paul Hornung, Dec. 12, 1965, at Baltimore (2-, 9-, 3-yard runs; 50-, 65-yard receptions)  
BY OPPONENT — Never

##### **Four Touchdowns, Individual**

BY PACKERS — Dorsey Levens, Jan. 2, 2000, vs. Arizona (8-, 1-, 5-, 1-yard runs)  
BY OPPONENT — DeAngelo Williams, Nov. 30, 2008, vs. Carolina (1-, 1-, 1-, 1-yard runs)

##### **Three Touchdowns, Individual**

BY PACKERS — Randall Cobb, Sept. 28, 2015, vs. Kansas City (3-, 4-, 4-yard receptions)  
BY OPPONENT — Robert Kelley, Nov. 20, 2016, at Washington (10-, 1-, 4-yard runs)

## THE LAST TIME

### **FIELD GOALS/PATS**

#### **Five Field Goals Made, Individual**

BY PACKERS — Mason Crosby, Nov. 22, 2015, at Minnesota (42, 47, 40, 42, 52 yards)

BY OPPONENT — Dan Bailey, Dec. 15, 2013, at Dallas (47, 23, 43, 50, 50 yards)

#### **Four Field Goals Made, Individual**

BY PACKERS — Mason Crosby, Nov. 22, 2015, at Minnesota (42, 47, 40, 42, 52 yards)

BY OPPONENT — Dan Carpenter, Dec. 14, 2014, at Buffalo (27, 51, 35, 48 yards)

#### **60-Yard Field Goal**

BY PACKERS — Never

BY OPPONENT — David Akers, Sept. 9, 2012, vs. San Francisco (63 yards)

#### **50-Yard Field Goal**

BY PACKERS — Mason Crosby, Nov. 26, 2015, vs. Chicago (50 yards)

BY OPPONENT — Caleb Sturgis, Nov. 28, 2016, at Philadelphia (50 yards)

#### **Blocked Field-Goal Attempt**

BY PACKERS — Datone Jones, Oct. 11, 2015, vs. St. Louis (50-yard Greg Zuerlein attempt)

BY OPPONENT — Akiem Hicks, Oct. 20, 2016, vs. Chicago (31-yard Mason Crosby attempt)

#### **Two-Point Conversion**

BY PACKERS — Aaron Rodgers, Oct. 30, 2016, at Atlanta

BY OPPONENT — Travis Kelce, Sept. 28, 2015, vs. Kansas City (pass from Alex Smith)

#### **Point After Touchdown Missed**

BY PACKERS — Mason Crosby, Nov. 13, 2016, at Tennessee (second attempt, wide left)

BY OPPONENT — Nick Novak, Dec. 4, 2016, vs. Houston (second attempt, wide right)

#### **Blocked Point After Touchdown**

BY PACKERS — Datone Jones, Sept. 22, 2013, at Cincinnati (Mike Nugent, fourth attempt)

BY OPPONENT — Ra'Shede Hageman, Dec. 8, 2014, vs. Atlanta (Mason Crosby, fifth attempt)

### **PUNTING**

#### **70-Yard Punt**

BY PACKERS — Tim Masthay, Dec. 18, 2011, at Kansas City (71 yards)

BY OPPONENT — Jon Ryan, Sept. 24, 2012, at Seattle (73 yards)

#### **60-Yard Punt**

BY PACKERS — Jacob Schum, Nov. 6, 2016, vs. Indianapolis (65 yards)

BY OPPONENT — Pat McAfee, Nov. 6, 2016, vs. Indianapolis (67 yards)

#### **Blocked Punt**

BY PACKERS — Jamari Lattimore, Nov. 4, 2013, vs. Chicago (Adam Podlesh, punter)

BY OPPONENT — Bryan Braman, Nov. 16, 2014, vs. Philadelphia (Tim Masthay, punter)

#### **10 Punts, Individual**

BY PACKERS — Jon Ryan, Nov. 19, 2006, vs. New England (10 punts; 459 yards)

BY OPPONENT — Chris Kluwe, Dec. 21, 2006, vs. Minnesota (10 punts; 434 yards)

#### **No Punts**

BY PACKERS — Oct. 26, 2014, at New Orleans

BY OPPONENT — Oct. 26, 2014, at New Orleans

### **OTHER SPECIAL TEAMS**

#### **Kickoff Returned for Touchdown**

BY PACKERS — Randall Cobb, Sept. 8, 2011, vs. New Orleans (108 yards)

BY OPPONENT — Jordan Todman, Nov. 6, 2016, vs. Indianapolis (99 yards)

#### **Punt Returned for Touchdown**

BY PACKERS — Micah Hyde, Dec. 28, 2014, vs. Detroit (55 yards)

BY OPPONENT — Marcus Thigpen, Dec. 14, 2014, at Buffalo (75 yards)

#### **Blocked (Opponent) Field Goal Returned for Touchdown**

BY PACKERS — Willie Buchanon, Dec. 17, 1972, at New Orleans (57 yards)

BY OPPONENT — Shawn Springs, Nov. 1, 1999, vs. Seattle (61 yards)

#### **Blocked Punt Returned for Touchdown**

BY PACKERS — Dezman Moses, Oct. 28, 2012, vs. Jacksonville (0 yards; Bryan Anger, punter)

BY OPPONENT — DeVier Posey, Oct. 14, 2012, at Houston (0 yards; Tim Masthay, punter)

#### **Recovered Own Onside Kick Attempt**

BY PACKERS — Damarius Randall, Nov. 15, 2015, vs. Detroit (Mason Crosby, kicker)

BY OPPONENT — Darrell Stuckey, Nov. 6, 2011, at San Diego (Nick Novak, kicker)

### **OTHER DEFENSE**

#### **Shutout Posted**

BY PACKERS — Oct. 31, 2010, at N.Y. Jets (9-0)

BY OPPONENT — Nov. 19, 2006, vs. New England (35-0)

#### **Fumble Returned for Touchdown**

BY PACKERS — Casey Hayward, Nov. 16, 2014, vs. Philadelphia (49 yards)

BY OPPONENT — Leonard Floyd, Oct. 20, 2016, vs. Chicago (0 yards)

#### **Safety Scored**

BY PACKERS — Team, Dec. 28, 2014, vs. Detroit (Matthew Stafford penalized for intentional grounding in end zone)

BY OPPONENT — Malik Jackson, Nov. 1, 2015, at Denver (Richard Rodgers tackled in end zone)

#### **Five Sacks, Individual**

BY PACKERS — Vonnie Holliday, Dec. 22, 2002, vs. Buffalo

BY OPPONENT — Antwan Odom, Sept. 20, 2009, vs. Cincinnati

#### **Four Sacks, Individual**

BY PACKERS — Kabeer Gbaja-Biamila, Jan. 2, 2005, at Chicago

BY OPPONENT — Chris Clemons, Sept. 24, 2012, at Seattle

#### **Three Sacks, Individual**

BY PACKERS — A.J. Hawk, Oct. 13, 2013, at Baltimore

BY OPPONENT — Dwight Freeney, Dec. 27, 2015, at Arizona

### **MISCELLANEOUS**

#### **No Penalties**

BY PACKERS — Nov. 4, 2013, vs. Chicago

BY OPPONENT — Dec. 14, 1997, at Carolina

#### **Game Without Touchdown**

BY PACKERS — Dec. 12, 2010, at Detroit

BY OPPONENT — Oct. 4, 2015, at San Francisco

#### **50 Points, Game**

BY PACKERS — 53, Nov. 16, 2014, vs. Philadelphia

BY OPPONENT — 51, Nov. 24, 2008, at New Orleans

#### **40 Points, Game**

BY PACKERS — 43, Dec. 8, 2014, vs. Atlanta

BY OPPONENT — 42, Nov. 20, 2016, at Washington

#### **500 Yards Total Offense**

BY PACKERS — 502, Dec. 8, 2014, vs. Atlanta

BY OPPONENT — 515, Nov. 20, 2016, at Washington

#### **Tie Game**

Green Bay 26, Minnesota 26, Nov. 24, 2013

# GREEN BAY 27 JACKSONVILLE 23

EverBank Field, Sunday, Sept. 11, 2016. Attendance: 63,179. Time: 3:10. Weather: 90° F, Humidity: 55 percent. Wind: N 3 mph **GAME 1**

**JACKSONVILLE:** QB — Aaron Rodgers was far from impressed with his season opener. He was concerned that Green Bay's offense wasn't effective early and had some struggles in the red zone. Nonetheless, the Packers' harshest critic was a big reason they won a close game on the road in sweltering heat. Rodgers threw two touchdown passes and ran for another score, leading Green Bay to a 27-23 victory against the Jacksonville Jaguars in the team's season opener Sunday.

Rodgers looked every bit like a two-time league MVP. He extended plays with his feet, escaped sacks and was accurate all over the field. Rodgers completed 20 of 34 passes for 199 yards, with TD passes to Jordy Nelson and Davante Adams. He was sacked once for no yards and didn't turn it over.

He helped the Packers win their second opener in the last five years. This one came on a hot and humid day that left some players cramping and others completely exhausted.

Nelson played his first game since tearing the anterior cruciate ligament in his right knee in the 2015 preseason. The injury significantly impacted Rodgers, who lost his best deep threat, and the offense, which fell to 23rd in the league and led for 25th in passing.

Nelson finished with six receptions for 32 yards, including a 6-yard TD in the second quarter.

The Jaguars mounted a late drive that came up short on a fourth-and-1 play at the Packers' 14. The Jaguars had converted their previous three fourth-down plays, but Allen Hurns failed to move the sticks on a bubble screen.

Blake Bortles completed 24 of 39 passes for 320 yards with a touchdown and an interception.

With 13 seconds left in the first half, Adams hauled in a 29-yarder that was vintage Rodgers, who managed to get rid of the ball with a defender tugging at his jersey and still got enough on it to reach the end zone.

Jaguars running back Chris Ivory was hospitalized Sunday with a "general medical issue" and was inactive for the opener. Ivory was taken by ambulance from the team hotel to a local hospital early Sunday. He was limited in three practices this week because of a calf injury, but the team said that was not related to his hospital stay.

Jaguars receiver Allen Robinson finished with six catches for 72 yards, but there were nine more passes thrown his way.

**OFFICIALS** — Referee: Carl Chieffers (51); Umpire: Lindsey Wash (96); Head Linesman: Jerry Bergman (91); Line Judge: Tom Stephan (68); Side Judge: Johan Monroe (120); Field Judge: Rick Patterson (15); Back Judge: Rich Martinez (39); Replay Official: Eamie Franz

**STARTING LINEUPS**

Green Bay Packers		Jacksonville Jaguars	
Offense	Defense	Offense	Defense
WR 87 J.Nelson	NT 98 L.Gibson	WR 15 A.Robinson	LEO 56 D.Fowler
LT 69 D.Dakhlhafi	DT 76 M.Daniels	TE 80 J.Thomas	DT 90 M.Jackson
LG 65 L.Taylor	LOLB 52 C.Matthews	LT 68 K.Beachum	DT 97 R.Miller
C 73 J.Treter	ILB 47 J.Ryan	LG 76 L.Loeckel	DE 75 J.Orrick
RG 70 T.Lano	ILB 50 B.Martinez	C 65 B.Linder	WB 50 T.Smith
RT 75 B.Buraga	ROLB 53 N.Berry	ROLB 50 A.Cann	MLB 51 P.Possisany
TE 89 J.Cook	LCB 23 D.Handall	RT 78 J.Faneal	LCB 31 D.House
WR 18 R.Cobb	RCB 37 S.Shields	TE 89 M.Lewis	FS 39 T.Gipson
WR 17 D.Adams	SS 42 M.Burnett	WR 88 A.Hurns	SS 37 J.Gipson
QB 12 A.Rodgers	FS 21 H.Chilton-Dix	FS 5 B.Bortles	CB 20 J.Ramsey
RB 27 E.Lacey	CB 24 O.Rollins	RB 24 T.Yeldon	CB 21 P.Amuntanara

**GREEN BAY SUBSTITUTIONS** — K 2 M.Crosby, P 10 J.Schum, FB 22 A.Ripkowski, S 25 M.Evans, S 29 K.Brice, DB 33 M.Hyde, CB 36 L.Gunter, FB 44 J.Starks, LB 48 J.Thomas, LB 51 K.Fackell, LB 56 J.Pepers, LS 61 B.Goodie, TG 67 D.Barclay, 1 78 J.Spriggs, TE 80 J.Perillo, TE 82 R.Rodgers, WR 83 J.Adams, WR 84 J.Abdulrahman, WR 88 T.Montgomery, DE 94 D.Lovry, DE/LB 95 D.Jones, DT 97 K.Clark, DT 99, **DID NOT PLAY** — QB 7 B.Hundley, **INACTIVES** — QB 6 J.Callahan, WR 11 T.Davis, RB 26 J.Presley, CB 28 J.Hawkins, S 32 C.Banjo, T 68 K.Murphy, LB 91 J.Elliott.

**FIELD GOALS (made ( ) & missed)**

M.Crosby	(25) (20)	J.Myers	(26) (39) (50)
----------	-----------	---------	----------------

**VISITOR: Green Bay Packers**

Qtr	Time	Play Description (Extra Point/Drive Info)	Yds	Result
1	9:30	A.Rodgers 6 yd run (M.Crosby kick) (6-29, 3:05)	6	TD
1	7:48	T.Yeldon 5 yd run (J.Myers kick) (3-48, 1:24)	5	TD
1	3:05	J.Myers 26 yd pass from A.Rodgers (M.Crosby kick) (9-75, 4:43)	26	TD
2	1:09	J.Thomas 22 yd pass from A.Rodgers (M.Crosby kick) (7-75, 1:56)	22	TD
3	10:12	D.Adams 29 yd pass from A.Rodgers (M.Crosby kick) (5-75, 0:56)	29	TD
3	6:15	M.Crosby 25 yd Field Goal (10-54, 3:57)	25	FG
4	12:01	J.Myers 39 yd Field Goal (16-73, 8:14)	39	FG
4	5:12	M.Crosby 20 yd Field Goal (14-37, 6:49)	20	FG

**GREEN BAY DEFENSIVE STATISTICS (Official)**

Player	Att	Comp	Yds	Sk	Yd	TD	LG	Int	RT
M.Daniels	1	1	2	0-0	1	0	0	0-0	0
L.Gunter	1	1	0-0	0	0	0	0	0-0	0
Q.Rollins	1	1	0	2	0-0	0	0	0-0	2
K.Clark	1	1	0	1	0-0	0	0	0-0	0
M.Hyde	1	0	0	1	0-0	0	0	0-0	0
J.Pepers	1	0	0	1	0-0	0	0	0-0	0
C.Ringo	0	0	0	1	0-0	0	0	0-0	0
D.Jones	0	0	0	0	0-0	0	0	0-0	0
<b>Totals</b>	<b>47</b>	<b>21</b>	<b>9</b>	<b>68</b>	<b>3-20</b>	<b>7</b>	<b>1</b>	<b>0</b>	<b>1-9</b>

**VISITOR: Jacksonville Jaguars**

Player	Att	Comp	Yds	Sk	Yd	TD	LG	Int	RT
M.Daniels	1	1	2	0-0	1	0	0	0-0	0
L.Gunter	1	1	0-0	0	0	0	0	0-0	0
Q.Rollins	1	1	0	2	0-0	0	0	0-0	2
K.Clark	1	1	0	1	0-0	0	0	0-0	0
M.Hyde	1	0	0	1	0-0	0	0	0-0	0
J.Pepers	1	0	0	1	0-0	0	0	0-0	0
C.Ringo	0	0	0	1	0-0	0	0	0-0	0
D.Jones	0	0	0	0	0-0	0	0	0-0	0
<b>Totals</b>	<b>47</b>	<b>21</b>	<b>9</b>	<b>68</b>	<b>3-20</b>	<b>7</b>	<b>1</b>	<b>0</b>	<b>1-9</b>

**Green Bay Packers**

Player	Att	Comp	Yds	Sk	Yd	TD	LG	Int	RT
E.Lacey	14	6	61	4	4	4	28	0	0
A.Rodgers	4	4	16	1	7	4	8	0	0
R.Cobb	4	3	11	1	7	1	8	0	0
J.Starks	3	3	17	1	1	1	4	0	0
<b>Total</b>	<b>25</b>	<b>17</b>	<b>95</b>	<b>7</b>	<b>18</b>	<b>3</b>	<b>28</b>	<b>0</b>	<b>0</b>

**Jacksonville Jaguars**

Player	Att	Comp	Yds	Sk	Yd	TD	LG	Int	RT
T.Yeldon	21	39	119	7	7	1	38	1	85.4
D.Robinson	3	7	2	2	3	0	3	0	0
B.Bortles	2	2	1.0	1	1	0	7	1	1
<b>Total</b>	<b>26</b>	<b>48</b>	<b>1.8</b>	<b>1</b>	<b>1</b>	<b>1</b>	<b>7</b>	<b>1</b>	<b>85.4</b>

**PASSING**

Player	Att	Comp	Yds	Sk	Yd	TD	LG	Int	RT
A.Rodgers	34	20	199	1/0	2	32	0	95.1	0
<b>Total</b>	<b>34</b>	<b>20</b>	<b>199</b>	<b>1/0</b>	<b>2</b>	<b>32</b>	<b>0</b>	<b>95.1</b>	<b>0</b>

**PASS RECEIVING**

Player	NO	YDS	AVG	LG	TD
R.Cobb	6	57	9.5	32	0
J.Nelson	6	32	5.3	8	1
D.Adams	3	50	16.7	29	1
A.Hurns	4	75	18.8	38	0
Rodgers	1	22	22.0	22	0
E.Lacey	1	17	17.0	17	0
J.Abderkaneis	1	8	8.0	8	0
J.Cook	1	7	7.0	7	0
J.Starks	1	6	6.0	6	0
<b>Total</b>	<b>20</b>	<b>199</b>	<b>10.0</b>	<b>32</b>	<b>2</b>

**INTERCEPTIONS**

Player	NO	YDS	AVG	LG	TD
J.Thomas	1	9	9.0	9	0
<b>Total</b>	<b>1</b>	<b>9</b>	<b>9.0</b>	<b>9</b>	<b>0</b>

**PUNTING**

Player	NO	YDS	AVG	NET	TB	IN20	LG	TD
J.Schum	4	184	46.0	42.5	0	0	56	0
<b>Total</b>	<b>4</b>	<b>184</b>	<b>46.0</b>	<b>42.5</b>	<b>0</b>	<b>0</b>	<b>56</b>	<b>0</b>

**PUNT RETURNS**

Player	NO	YDS	AVG	FC	LG	TD
<b>Total</b>	<b>2</b>	<b>0</b>	<b>0.0</b>	<b>0</b>	<b>0</b>	<b>0</b>

**KICK RETURNS**

Player	NO	YDS	AVG	FC	LG	TD
T.Montgomery	1	14	14.0	0	14	0
H.Chilton-Dix	5	0	0.0	0	0	0
<b>Total</b>	<b>6</b>	<b>14</b>	<b>14.0</b>	<b>0</b>	<b>14</b>	<b>0</b>

**FUMBLES**

Player	Fum	Lost	Rec	Yds	TD	FF	Rec	Yds	TD	Bds	Out
J.Thomas	1	0	0	0	0	0	0	0	0	0	0
M.Hyde	0	0	0	0	0	1	0	0	0	0	0
H.Chilton-Dix	0	0	0	0	0	1	0	0	0	0	0
<b>Total</b>	<b>1</b>	<b>0</b>	<b>0</b>	<b>0</b>	<b>0</b>	<b>1</b>	<b>0</b>	<b>0</b>	<b>0</b>	<b>0</b>	<b>0</b>

**TOTAL FIRST DOWNS**

Team	By Rushing	By Passing	By Penalty
Green Bay Packers	18	6	10
Jacksonville Jaguars	20	4	14

**THIRD-DOWN EFFICIENCY**

Team	4-15-50%	4-15-27%
Green Bay Packers	2	2
Jacksonville Jaguars	2	2

**FOURTH-DOWN EFFICIENCY**

Team	1-1-100%	3-4-75%
Green Bay Packers	294	348
Jacksonville Jaguars	60	68

**TOTAL NET YARDS**

Team	Total Offense	Net Yards
Green Bay Packers	294	348
Jacksonville Jaguars	60	68

**NET YARDS RUSHING**

Team	Total Offense	Net Yards
Green Bay Packers	60	68
Jacksonville Jaguars	49	51

**NET YARDS PASSING**

Team	Total Offense	Net Yards
Green Bay Packers	234	280
Jacksonville Jaguars	11	17

**NET YARDS PUNTING**

Team	Total Offense	Net Yards
Green Bay Packers	25	25
Jacksonville Jaguars	25	25

**NET YARDS TOTAL**

Team	Total Offense	Net Yards
Green Bay Packers	348	348
Jacksonville Jaguars	68	68

**NET YARDS PER PLAY**

Team	Total Offense	Net Yards
Green Bay Packers	6.0	6.0
Jacksonville Jaguars	4.9	4.9

**NET YARDS PER PLAY PER PLAY**

Team	Total Offense	Net Yards
Green Bay Packers	25	25
Jacksonville Jaguars	25	25

**NET YARDS PER PLAY PER PLAY**

Team	Total Offense	Net Yards
Green Bay Packers	25	25
Jacksonville Jaguars	25	25

**NET YARDS PER PLAY PER PLAY**

Team	Total Offense	Net Yards
Green Bay Packers	25	25
Jacksonville Jaguars	25	25

**NET YARDS PER PLAY PER PLAY**

Team	Total Offense	Net Yards
Green Bay Packers	25	25
Jacksonville Jaguars	25	25

**NET YARDS PER PLAY PER PLAY**

Team	Total Offense	Net Yards
Green Bay Packers	25	25
Jacksonville Jaguars	25	25

**NET YARDS PER PLAY PER PLAY**

Team	Total Offense	Net Yards
Green Bay Packers	25	25
Jacksonville Jaguars	25	25

**NET YARDS PER PLAY PER PLAY**

Team	Total Offense	Net Yards
Green Bay Packers	25	25
Jacksonville Jaguars	25	25

**NET YARDS PER PLAY PER PLAY**

Team	Total Offense	Net Yards
Green Bay Packers	25	25
Jacksonville Jaguars	25	25

**NET YARDS PER PLAY PER PLAY**

Team	Total Offense	Net Yards
Green Bay Packers	25	25
Jacksonville Jaguars	25	25

**NET YARDS PER PLAY PER PLAY**

Team	Total Offense	Net Yards
Green Bay Packers	25	25
Jacksonville Jaguars	25	25

**NET YARDS PER PLAY PER PLAY**

Team	Total Offense	Net Yards
Green Bay Packers	25	25
Jacksonville Jaguars	25	25

**NET YARDS PER PLAY PER PLAY**

Team	Total Offense	Net Yards
Green Bay Packers	25	25
Jacksonville Jaguars	25	25

**NET YARDS PER PLAY PER PLAY**

Team	Total Offense	Net Yards
Green Bay Packers	25	25
Jacksonville Jaguars	25	25

**NET YARDS PER PLAY PER PLAY**

Team	Total Offense	Net Yards
Green Bay Packers	25	25
Jacksonville Jaguars	25	25

# MINNESOTA 17, GREEN BAY 14

U.S. Bank Stadium, Sunday, Sept. 18, 2016. Attendance: 66,813. Time: 3:12. Weather: Indoors. **GAME 2**

**MINNEAPOLIS** -- Sam Bradford had a Minnesota debut almost as dazzling as the new \$1.1 billion building itself, completing 22 of 31 passes for 286 yards, two touchdowns and no turnovers to lead the Vikings to a 17-14 victory over the Green Bay Packers on Sunday night just 15 days after he arrived in a trade.

The defense did the rest, harassing Aaron Rodgers for five sacks and two fourth-quarter turnovers that quashed the comeback and sent the crowd of 66,813 into a deafening frenzy in the third quarter, with a tight knee injury, and only 19 yards on 12 carries, but the Vikings (2-0) proved they still have a lot of options. Stefon Diggs caught nine passes for 182 yards and a touchdown. They held the Packers (1-1) to 65 total yards in the first half, withstanding an early touchdown pass by Rodgers to Jordy Nelson on a drive aided by two penalties by cornerback Terence Newman.

Tray Wayne, who had two penalties himself, intercepted Rodgers' pass in Vikings territory with 1:30 left to seal the victory. The previous drive was killed with a strip sack by Brian Robison, when Shamar Stephen recovered at the Minnesota 44 with 6:53 remaining.

Rodgers, who ran for 29 yards and a touchdown, began to find a groove throwing the ball down the stretch. He finished 12 for 21 for 154 yards in the second half, but Bradford was the better quarterback on this night.

The Vikings, who aggressively traded two premium draft picks including next year's first-rounder to Philadelphia to fetch Bradford after Teddy Bridgewater went down with a massive left knee injury, boldly eschewed a field-goal try early in the second quarter.

Bradford found Diggs for a 4-yard completion on fourth-and-1 from the 18. Then he hit Kyle Rudolph for an 8-yard touchdown pass three plays later.

Bradford was hit hard on his non-throwing hand by Packers outside linebacker Clay Matthews while following through on a pass at one point during the drive. He visited the locker room briefly for further examination but never missed a snap, despite significant swelling beneath his left pinky. There were only a couple of instances that even hinted of nervousness for Bradford and the offense, when one throw on the first drive sailed well past, where Rudolph's route ended and another later in the first quarter was in the air too quickly for Rudolph to turn around.

**OFFICIALS** — Referee: Walt Anderson (66); Umpire: Burch Hannah (40); Head Linesman: Jerrod Phillips (6); Line Judge: Byron Boston (18); Side Judge: Laird Hayes (125); Field Judge: John Jenkins (117); Back Judge: Gregory Wilson (119); Replay Official: Billy Smith

### STARTING LINEUPS

Green Bay Packers		Minnesota Vikings	
Offense	Defense	Offense	Defense
WR 87 Nelson	NT 98 Dalton	WR 12 Johnson	LE 96 Robinson
LT 69 Dakariari	DT 76 McDaniels	LT 75 McKill	DT 93 S. Stephen
LG 65 L. Taylor	LOLB 53 N. Perry	LG 61 A. Boone	NT 98 L. Joseph
C 73 T. Treter	ILB 47 J. Ryan	C 61 J. Berger	RE 97 E. Griffin
RG 70 T. Lago	ILB 50 B. Matthews	RG 63 B. Fusco	MLB 54 A. Kendrick
RT 89 J. Cook	ROLB 62 C. Matthews	RT 71 A. Smith	SLB 55 E. Barr
TE 89 J. Cook	LCB 23 D. Randall	TE 82 K. Rudolph	LOB 23 T. Newman
WR 17 D. Adams	RCB 36 L. Gunter	WR 14 S. Diggs	RCB 26 T. Waynes
WR 18 R. Cobb	SS 42 M. Burnett	OB 8 S. Bradford	SS 34 A. Sendejo
OB 17 A. Rodgers	FS 21 H. Clinton-Dix	WR 19 A. Thielen	FS 22 H. Smith
RB 27 E. Lacy	CB 24 O. Holms	HB 28 A. Peterson	CB 24 C. Munnekin

### FIELD GOALS (made ( ) & missed)

Team	Qtr	Time	Player	Description	(Extra Point)	Drive Info
Green Bay Packers	1	5:39	J. Nelson	1 yd pass from A. Rodgers	(M. Crosby kick)	(5-52, 3:08)
Minnesota Vikings	2	10:14	K. Rudolph	8 yd pass from S. Bradford	(B. Walsh kick)	(10-54, 4:16)
Green Bay Packers	3	0:27	B. Walsh	46 yd field goal	(8-59, 4:14)	
Minnesota Vikings	3	2:11	S. Diggs	25 yd pass from S. Bradford	(B. Walsh kick)	(6-57, 2:46)
Green Bay Packers	4	12:41	A. Rodgers	10 yd run (M. Crosby kick)	(10-75, 4:30)	

### GREEN BAY DEFENSIVE STATISTICS (official)

UT	A	TE	TI	SK	QB	FE	ER	Int	PD	UT	A	TE	TI	SK	QB	FE	ER	Int	PD	
J. Ryan	6	3	1	9	0-0	0	0	0-0	1	M. Hyde	1	2	0	3	0-0	0	0	0	0-0	0
B. Matthews	5	1	0	5	0-0	0	0	0-0	1	K. Clark	0	3	0	3	0-0	0	0	0	0-0	1
L. Gunter	5	0	0	5	0-0	0	1	0-0	0	L. Gunton	2	0	1	2	0-0	0	0	0	0-0	0
J. Thomas	5	0	1	5	0-0	0	0	0-0	0	J. Pappert	2	0	2	1-5-15	4	0	0	0	0-0	0
M. Daniels	4	1	3	5	1-9	4	0	0-0	0	D. Randall	2	0	2	0-2	0	0	0	0	0-0	0
H. Clinton-Dix	3	2	0	5	0-0	0	0	0-0	0	M. Burnett	1	0	1	1	0-0	0	0	0	0-0	1
N. Perry	1	4	1	5	0-4-5	2	0	0	0-0	K. Rackell	1	0	0	1	0-0	0	0	0	0-0	0
C. Matthews	3	0	1	3	1-7	2	0	0	0-0	O. Rollins	1	0	1	0	1	0-0	0	0	0-0	0
D. Jones	2	1	1	3	0-0	0	0	0	0-0	Totals	43	18	13	61	4-32	12	1	0	0-0	4

### Green Bay Packers

### Minnesota Vikings

Player	ATT	YDS	AVG	TD	LG	INT	RT	Player	ATT	YDS	AVG	TD	LG	INT	RT
<b>RUSHING</b>	12	50	4.2	0	13	0	0	<b>RUSHING</b>	12	19	1.6	0	12	0	0
E. Lacy	3	29	9.7	0	10	0	0	A. Peterson	6	14	2.3	0	15	0	0
A. Rodgers	7	1	0.1	0	5	0	0	M. A. Smith	1	19	19.0	0	12	0	0
J. Starks	1	3	3.0	0	3	0	0	J. Wickham	2	1	0.5	0	3	0	0
Total	23	83	3.6	0	13	0	0	C. Peterson	1	-2	-2.0	0	3	0	0
<b>PASSING</b>	20	213	10.7	3	39	1	70.7	<b>PASSING</b>	22	30	1.4	0	12	0	0
A. Rodgers	36	20	0.6	0	0	0	0	S. Bradford	1	-3	-3.0	0	3	0	0
Total	36	20	0.6	0	0	0	0	Total	22	30	1.4	0	12	0	0
<b>PASS RECEIVING</b>	NO	YDS	AVG	TD	LG	INT	TD	<b>PASS RECEIVING</b>	NO	YDS	AVG	TD	LG	INT	TD
J. Nelson	5	73	14.6	0	39	1	0	S. Diggs	9	182	20.2	2	46	4	0
R. Cobb	4	42	10.5	0	14	0	0	A. Thielen	4	18	4.5	0	15	1	0
J. Cook	4	31	7.8	0	14	0	0	K. Rudolph	3	31	10.3	0	19	1	0
D. Adams	3	26	8.7	0	13	0	0	C. Johnson	3	15	5.0	0	10	0	0
R. Rodgers	2	25	12.5	0	15	0	0	A. Peterson	2	7	3.5	0	7	0	0
J. Starks	1	16	16.0	0	16	0	0	M. A. Smith	1	11	11.0	0	11	0	0
Total	20	213	10.7	3	39	1	70.7	M. Asiata	1	-1	-1.0	0	1	0	0
<b>INTERCEPTIONS</b>	NO	YDS	AVG	TD	LG	INT	TD	<b>INTERCEPTIONS</b>	NO	YDS	AVG	TD	LG	INT	TD
Total	0	0	0.0	0	0	0	0	T. Waynes	1	4	4.0	0	4	0	0
<b>PUNTING</b>	NO	YDS	AVG	NET	TB	INT	LG	<b>PUNTING</b>	NO	YDS	AVG	NET	TB	INT	LG
J. Schum	5	193	38.6	38.6	0	0	44	J. Locke	7	273	39.0	38.7	0	5	50
Total	5	193	38.6	38.6	0	0	44	Total	7	273	39.0	38.7	0	5	50
<b>PUNT RETURNS</b>	NO	YDS	AVG	FC	LG	TD	<b>PUNT RETURNS</b>	NO	YDS	AVG	FC	LG	TD		
D. Randall	1	2	2.0	0	2	0	0	M. Sherris	0	0	0.0	3	0	0	
W. Davis	0	0	0.0	0	0	0	0	(downed)	1	0	0.0	0	0	0	
T. Davis	0	0	0.0	0	0	0	0	(out of bounds)	1	0	0.0	0	0	0	
Returns	1	2	2.0	0	2	0	0	Returns	0	0	0.0	3	0	0	
<b>KICK RETURNS</b>	NO	YDS	AVG	FC	LG	TD	<b>KICK RETURNS</b>	NO	YDS	AVG	FC	LG	TD		
T. Montgomery	1	21	21.0	0	21	0	0	C. Peterson	2	62	31.0	0	37	0	
(tback)	3	0	0.0	0	0	0	0	Returns	1	0	0.0	0	0		
Returns	1	21	21.0	0	21	0	0	Total	2	62	31.0	0	37		
<b>FUMBLES</b>	Fum	Lost	Rec	Yds	TD	FF	Rec	Yds	TD	FF	Rec	Yds	TD	Bds	Out
A. Rodgers	3	1	0	0	0	0	0	0	0	0	0	0	0	0	
D. Adams	1	1	0	0	0	0	0	0	0	0	0	0	0	0	
J. Cook	0	0	1	0	0	0	0	0	0	0	0	0	0	0	
J. Treter	0	0	1	0	0	0	0	0	0	0	0	0	0	0	
R. Cobb	0	0	0	0	0	1	0	0	0	0	0	0	0	0	
L. Gunter	0	0	0	0	0	1	0	0	0	0	0	0	0	0	
Total	4	2	2	0	0	2	1	0	0	0	0	0	0	0	

Category	Green Bay Packers	Minnesota Vikings
<b>TOTAL FIRST DOWNS</b>	20	15
By Rushing	5	2
By Passing	10	11
By Penalty	5	2
<b>THIRD-DOWN EFFICIENCY</b>	6-13-46%	4-14-29%
<b>FOURTH-DOWN EFFICIENCY</b>	0-1-0%	1-2-50%
<b>TOTAL NET YARDS</b>	263	284
Total Offensive Plays	64	57
Average gain per offensive play	4.1	5.0
<b>NET YARDS RUSHING</b>	83	30
Total Rushing Plays	23	22
Average gain per rushing play	3.6	1.4
<b>NET YARDS PASSING</b>	180	254
Times thrown - Yards lost att. to pass	5-33	4-32
Gross yards passing	213	286
<b>PASS ATT-COMP-INT</b>	36-20-1	31-22-0
Average gain per pass play	4.4	7.3
<b>KICKOFFS Number-In Ez-Touchbacks</b>	3-2-1	4-3-3
<b>PUNTS Number and Average</b>	5-38.6	7-39.0
Had Blocked	0	0
<b>FGs - PATs had blocked</b>	0-0	0-0
<b>Net Punting Average</b>	38.6	38.7
<b>TOTAL RETURN YARDS (not inc. kickoffs)</b>	1-2	4
No. and Yards Punt Returns	1-2	0-0
No. and Yards Kickoff Returns	1-21	2-62
No. and Yards Interception Returns	0-0	1-4
<b>PENALTIES Number and Yards</b>	6-72	13-137
<b>FUMBLES Number and Lost</b>	4-2	2-1
<b>TOUCHDOWNS</b>	2	2
Rushing	1	0
Passing	1	2
<b>EXTRA POINTS Made-Attempts</b>	2-2	2-2
Kicking Made-Attempts	2-2	2-2
<b>FIELD GOALS Made-Attempts</b>	0-0	1-1
<b>RED-ZONE EFFICIENCY</b>	2-3-67%	1-1-100%
<b>GOAL-TO-GO EFFICIENCY</b>	2-2-100%	0-0-0%
<b>SAFETIES</b>	14	0
<b>FINAL SCORE</b>	17	0
<b>TIME OF POSSESSION</b>	29:42	30:18

GREEN BAY, Wis. — The timing is back for quarterback Aaron Rodgers and the rest of Green Bay's offense. The Packers' pass defense might need a little work, though.

Rodgers threw for 205 yards and four touchdowns, including two in the first half to Jordy Nelson, and the Packers snapped out of their offensive funk before holding off the Detroit Lions for a 34-27 win Sunday.

Rodgers was 15 of 24, leading the Packers to touchdowns on their first three series. Nelson had 101 yards on six catches, returning to the form that made him one of the NFL's best receivers before missing the 2015 season with a knee injury.

They moved the ball on the Lions' short-handed defense with ease in the first half. The Packers (2-1) led 31-10 at halftime before the Lions slowly chipped away.

Marion Jones' 35-yard touchdown catch with 3:34 left got Detroit (1-2) within seven. But Rodgers had a critical 11-yard run on third-and-8 from the Packers' 27 with 3:22 left to effectively seal the win.

Jones had a career-high 205 yards on six receptions. Matthew Stafford passed for 385 yards and three scores for the Lions, who held advantages in total yardage (418-324) and time of possession, holding the ball for 35 minutes.

But the Packers burned the secondary with big plays to build a big lead, and Eddie Lacy ran for 103 yards on 17 carries.

Coach Mike McCarthy and Rodgers heard questions about the out-of-sync passing game following the 17-14 loss last week to Minnesota.

Now the Packers head into an early bye week with renewed confidence after a successful opener at Lambeau field.

The Lions gained chunks of yardage in the second half after being forced to play catch-up following Green Bay's big early lead. The Packers' defense was also missing four starters, including linemen Clay Matthews.

Stafford found holes over the middle of the field. He connected with Jones for a 23-yard completion on the first play from scrimmage in the second half to the Detroit 46.

But Green Bay's staunch run defense had another big day, albeit against a Lions offense playing without injured tailback Ameer Abdullah. Detroit managed just 50 yards on 23 carries, with a team-high 38 yards on 10 carries by Dwayne Washington.

Jones gave the Lions a boost going into halftime with a 73-yard touchdown pass from Stafford to get Detroit within 31-10. He stiff-armed cornerback Josh Hawkins before sprinting untouched 45 yards into the end zone.

The Packers' offense accomplished two of McCarthy's bigger goals for this week: Receivers worked the middle of the field, and Lacy got more carries in the running game. Nelson was lined up in the slot on his 8-yard touchdown catch in the first quarter, when Rodgers pump-faked, then stepped up in the pocket to find Nelson. Lacy looked rejuvenated as he bounced off defenders for a 25-yard run in the second quarter.

**OFFICIALS** — Referee: Carl Cheffers (51); Umpire: Ruben Fowler (71); Head Linesman: Kent Payne (79); Line Judge: Tim Potroza (47); Side Judge: Jon Luchiansky (89); Field Judge: Brad Freeman (88); Back Judge: Jim Quirk (63); Replay Official: Charles Stewart

### STARTING LINEUPS

Detroit Lions		Green Bay Packers	
Offense	Defense	Offense	Defense
WR 15 G. Tate	DE 98 D. Taylor	WR 67 J. Nelson	NT 97 K. O'Kirk
LT 68 T. Decker	DT 93 T. Walker	LT 69 D. Bakhtiari	DT 76 M. Daniels
LG 72 L. Tomlinson	DT 92 H. Ngata	LG 66 L. Taylor	LOLB 56 J. Peppers
C 64 T. Swanson	DE 61 K. Hyder	C 73 J. Ryan	ILB 47 J. Ryan
RG 75 L. Warford	OLB 50 T. Ambrister	RG 70 T. Lano	ILB 50 B. Martinez
RT 71 R. Raft	MLB 59 T. Whitnaker	RT 75 B. Bulaga	ROLB 53 M. Perry
TE 85 E. Elton	OLB 33 K. Van Noy	TE 82 R. Rodgers	LOB 23 D. Randall
WR 11 M. Jones	CB 23 D. Slay	WR 18 R. Cobb	RQB 36 L. Gardner
WR 80 A. Boldin	CB 24 M. Lawson	SS 21 A. Rodgers	SS 33 M. Hyde
QB 9 M. Stafford	SS 32 T. Wilson	FB 27 E. Lacy	FB 21 H. Clinton-Dix
RB 25 T. Riddick	FS 27 G. Dunn	FB 22 A. Ripkowski	CB 24 O. Hollins

### FIELD GOALS (made / & missed)

Player	Attempts	Made	Missed
M. Pater	(4/2)	43	WR (50)
HOME:			
VISITOR:			
Team	Qtr	Time	Play Description (Extra Point/Drive Info)
Lions	1	11:22	D. Adams 14 yd. pass from A. Rodgers (M. Crosby kick) (8-75, 3:38)
Lions	1	2:45	M. Pater 42 yd. Field Goal (15-52, 8:37)
Packers	1	2:05	J. Nelson 8 yd. pass from A. Rodgers (M. Crosby kick) (4-61, 1:44)
Packers	2	14:46	R. Rodgers 2 yd. pass from A. Rodgers (M. Crosby kick) (2-67, 0:47)
Packers	2	10:41	M. Crosby 36 yd. Field Goal (4-57, 0:59)
Packers	2	1:10	J. Nelson 17 yd. pass from A. Rodgers (M. Crosby kick) (7-67, 3:53)
Lions	3	8:23	M. Jones 73 yd. pass from M. Stafford (M. Pater kick) (12-77, 6:37)
Lions	4	3:14	M. Crosby 46 yd. Field Goal (9-47, 5:09)
Packers	4	12:32	M. Pater 55 yd. Field Goal (10-50, 5:42)
Lions	4	3:34	M. Jones 35 yd. pass from M. Stafford (M. Pater kick) (6-62, 1:31)

### GREEN BAY DEFENSIVE STATISTICS (official)

UT	A	TEL	TI	SK	QBH	FF	ER	Int	PD
10	0	0	10	0-0	1	0	0	0	1
8	1	4	9	2-8	1	0	0	0	1
5	3	1	8	0-0	0	0	0	0	0
6	0	1	6	0-0	0	0	0	0	0
5	0	0	5	0-0	0	0	0	0	0
3	2	0	5	0-0	0	0	0	0	0
3	0	1	3	0-0	0	0	0	0	1
3	0	0	3	0-0	0	0	0	0	0
0	3	0	3	0-0	0	0	0	0	2
2	0	1	2	0-0	0	0	0	0	0
Totals	53	11	10	64	3-17	4	0	0	1-44

Detroit Lions												Green Bay Packers															
RUSHING	ATT	YDS	AVG	LG	TD	PASSING	ATT	CMP	YDS	SKYD	TD	RUSHING	ATT	YDS	AVG	LG	TD	PASSING	ATT	CMP	YDS	SKYD	TD				
D. Washington	10	38	3.8	9	0	A. Rodgers	17	10	103	6	1	E. Lacy	17	103	6.1	25	0	A. Rodgers	15	205	13.7	4	49	0			
M. Stafford	2	11	5.5	8	0	J. Starks	1	1	-1	-1.0	0	J. Starks	1	-1	-1.0	-1	0	J. Starks	1	1	1.0	1	0				
G. Tate	1	9	9.0	8	0	Total	24	15	123	5.1	25	Total	24	15	205	8.6	49	Total	24	15	205	8.6	49				
Total	23	50	2.2	-8	0	Total	41	28	385	9.4	112.3	Total	41	28	385	9.4	112.3	Total	41	28	385	9.4	112.3				
PASS RECEIVING	NO	YDS	AVG	LG	TD	PASS RECEIVING	NO	YDS	AVG	LG	TD	PASS RECEIVING	NO	YDS	AVG	LG	TD	PASS RECEIVING	NO	YDS	AVG	LG	TD				
T. Riddick	7	39	5.6	12	0	J. Nelson	6	101	16.8	49	2	J. Nelson	6	101	16.8	49	2	D. Adams	2	23	11.5	14	1				
M. Jones	5	205	41.0	73	0	R. Rodgers	2	9	4.5	7	1	R. Rodgers	2	9	4.5	7	1	R. Rodgers	2	9	4.5	7	1				
E. Elton	6	69	11.5	21	0	J. Cobb	1	33	33.0	33	0	J. Cobb	1	33	33.0	33	0	J. Cobb	1	15	15.0	15	0				
G. Tate	4	40	10.0	15	0	M. Pater	1	15	15.0	15	0	M. Pater	1	15	15.0	15	0	M. Pater	1	13	13.0	13	0				
A. Boldin	4	22	5.5	7	0	J. Perillo	1	13	13.0	13	0	J. Perillo	1	13	13.0	13	0	J. Perillo	1	9	9.0	9	0				
D. Washington	1	1	-3.0	-3	0	J. Starks	1	1	1.0	1	0	J. Starks	1	1	1.0	1	0	E. Lacy	1	2	2.0	2	0				
Total	28	385	13.8	73	3	Total	15	205	13.7	49	4	Total	15	205	13.7	49	4	Total	15	205	13.7	49					
INTERCEPTIONS	NO	YDS	AVG	LG	TD	INTERCEPTIONS	NO	YDS	AVG	LG	TD	INTERCEPTIONS	NO	YDS	AVG	LG	TD	INTERCEPTIONS	NO	YDS	AVG	LG	TD				
Total	0	0	0.0	0	0	Total	1	44	44.0	44	0	Total	1	44	44.0	44	0	Total	1	44	44.0	44	0				
PUNTING	NO	YDS	AVG	NET	TB	IN20	PUNTING	NO	YDS	AVG	NET	TB	IN20	PUNTING	NO	YDS	AVG	NET	TB	IN20	PUNTING	NO	YDS	AVG	NET	TB	IN20
S. Martin	2	95	47.5	47.0	0	0	J. Schum	2	83	41.5	33.5	0	0	J. Schum	2	83	41.5	33.5	0	0	0	0	0	0	0		
Total	2	95	47.5	47.0	0	0	Total	2	83	41.5	33.5	0	0	Total	2	83	41.5	33.5	0	0	0	0	0	0			
PUNT RETURNS	NO	YDS	AVG	FC	LG	TD	PUNT RETURNS	NO	YDS	AVG	FC	LG	TD	PUNT RETURNS	NO	YDS	AVG	FC	LG	TD	PUNT RETURNS	NO	YDS	AVG	FC	LG	TD
A. Roberts	2	16	8.0	0	15	0	T. Davis	1	1	1.0	1	1	0	T. Davis	1	1	1.0	1	1	1	0	0	0	0	0		
Returns	2	16	8.0	0	15	0	Returns	1	1	1.0	1	1	0	Returns	1	1	1.0	1	1	1	0	0	0	0			
KICK RETURNS	NO	YDS	AVG	FC	LG	TD	KICK RETURNS	NO	YDS	AVG	FC	LG	TD	KICK RETURNS	NO	YDS	AVG	FC	LG	TD	KICK RETURNS	NO	YDS	AVG	FC	LG	TD
A. Roberts	3	68	22.7	0	25	0	T. Montgomery	1	24	24.0	0	24	0	T. Montgomery	1	24	24.0	0	24	0	T. Montgomery	1	24	24.0	0	24	
D. Washington	1	21	21.0	0	21	0	(out of bounds)	0	0	0.0	0	0	0	(out of bounds)	0	0	0.0	0	0	0	(out of bounds)	0	0	0.0	0	0	
(tback)	0	0	0.0	0	0	0	(tback)	0	0	0.0	0	0	0	(tback)	0	0	0.0	0	0	0	(tback)	0	0	0.0	0	0	
Returns	4	89	22.3	0	25	0	Returns	1	24	24.0	0	24	0	Returns	1	24	24.0	0	24	0	Returns	1	24	24.0	0	24	
FUMBLES	Fum	Lost	Rec	Yds	TD	FF	Rec	Yds	TD	FF	Rec	Yds	TD	FUMBLES	Fum	Lost	Rec	Yds	TD	FF	Rec	Yds	TD				
Total	0	0	0	0	0	0	0	0	0	0	0	0	Total	0	0	0	0	0	0	0	0	0					

TOTAL FIRST DOWNS		Visitor	Home
By Rushing		22	17
By Passing		4	6
By Penalty		17	9
TOTAL FIRST DOWNS		43	32
THIRD-DOWN EFFICIENCY		Visitor	Home
By Penalty		1	2
By Rushing		1	2
By Passing		1	2
TOTAL THIRD-DOWN EFFICIENCY		3	4
FOURTH-DOWN EFFICIENCY		Visitor	Home
By Penalty		1	1
By Rushing		1	1
By Passing		1	1
TOTAL FOURTH-DOWN EFFICIENCY		3	3
TOTAL NET YARDS		Visitor	Home
Total Offensive Plays		418	324
Total Defensive Plays		67	50
Total Net Yards		485	374
NET YARDS RUSHING		Visitor	Home
Average gain per offensive play		6.2	6.5
Total Rushing Plays		50	123
Average gain per rushing play		2.2	2.4
Total Rushing Yards		110	24
NET YARDS PASSING		Visitor	Home
Average gain per offensive play		7.2	5.1
Total Passing Plays		22	5
Average gain per passing play		3.3	3.3
Total Passing Yards		275	33
NET YARDS TOTAL		Visitor	Home
Average gain per offensive play		7.2	5.1
Total Offensive Plays		63	28
Average gain per offensive play		7.7	6.3
Total Offensive Yards		385	67
NET YARDS PER PLAY		Visitor	Home
Average gain per offensive play		7.7	6.3
Total Offensive Plays		63	28
Average gain per offensive play		6.1	6.3
Total Offensive Yards		385	67
NET YARDS PER PLAY		Visitor	Home
Average gain per offensive play		6.1	6.3
Total Offensive Plays		63	28
Average gain per offensive play		6.1	6.3
Total Offensive Yards		385	67
NET YARDS PER PLAY		Visitor	Home
Average gain per offensive play		6.1	6.3
Total Offensive Plays		63	28
Average gain per offensive play		6.1	6.3
Total Offensive Yards		385	67
NET YARDS PER PLAY		Visitor	Home
Average gain per offensive play		6.1	6.3
Total Offensive Plays		63	28
Average gain per offensive play		6.1	6.3
Total Offensive Yards		385	67
NET YARDS PER PLAY		Visitor	Home
Average gain per offensive play		6.1	6.3
Total Offensive Plays		63	28
Average gain per offensive play		6.1	6.3
Total Offensive Yards		385	67
NET YARDS PER PLAY		Visitor	Home
Average gain per offensive play		6.1	6.3
Total Offensive Plays		63	28
Average gain per offensive play		6.1	6.3
Total Offensive Yards		385	67
NET YARDS PER PLAY		Visitor	Home
Average gain per offensive play		6.1	6.3
Total Offensive Plays		63	28
Average gain per offensive play		6.1	6.3
Total			





GREEN BAY, Wis. (AP) — Rookie Dak Prescott is starting an impressive ease to remain the starting quarterback of the Dallas Cowboys. He's off to quite the start in his NFL career after taking over following veteran Tony Romo's preseason back injury. Prescott threw for 247 yards and three touchdowns, and the Cowboys forced four turnovers in a 30-10 win over the Green Bay Packers. Prescott was 18 of 27 and struck off two touchdowns and an interception to lead the Cowboys (5-1) to their fifth straight win. Prescott showed some poise in the fourth quarter while matching the Cowboys on a seven-play, 75-yard drive that ended with a 4-yard touchdown pass to Cole Beasley for an 18-point lead with 10:26 left. Romo seems to be getting closer to returning. After a bye, Dallas next plays on Oct. 30 against Philadelphia. Prescott looked on a Packers secondary that played much of the game without their top three cornerbacks because of injuries. His fourth-quarter touchdown pass left Packers fans at Lambeau stunned. They were booing at times following another choppy game for Green Bay's offense. The four turnovers were a season high for Green Bay (3-2).

The Packers had the fun times on the day, losing three. Even two-time NFL MVP quarterback Aaron Rodgers wasn't immune from the jeering. Rodgers finished 31 of 42 for a season-high 294 yards. The Packers didn't get into the end zone until Rodgers and Cobb connected on a 6-yard touchdown pass with 6:53 left to get within 27-16. Rodgers accounted for two turnovers with an interception to go with a fumble on first-and-goal at the Cowboys' 1 with 1:10 left in the third quarter. Prescott threw the first interception of his career after he was picked off on third-and-8 from the Dallas 6, knowing out of his end zone with 20 seconds left in third quarter. Safety Morgan Burnett had the diving interception.

Prescott's NFL record streak for a quarterback at the start of his career without an interception ended at 176 pass attempts. He broke the mark of 162 previously held by New England's Tom Brady earlier in the game. Drops were a problem again at times for Packers receivers. Timing may have been off on a couple other throws. Rodgers and McCarthy said the Packers would figure out the problems after watching the film.

It was Green Bay's worst defeat at home with Rodgers as the starting quarterback since a 37-20 loss to the Giants in the 2011 NFC Divisional playoffs. Dallas denied Green Bay's league-best run defense. The Cowboys rushed for 93 yards in the first half against the Packers, which was already a season high against Green Bay. The Packers had been allowing 42.8 yards per game entering Sunday. Dallas was averaging a league-best 155.2 yards per game.

Rookie Ezekiel Elliott finished with 157 yards on 28 carries, giving him 703 yards rushing, in the second-most in a player's first six career games, behind only Eric Decker (787). Elliott also became the only rookie to rush for at least 130 yards in four consecutive games.

**OFFICIALS** — Referee: Brad Allen (122); Umpire: Fred Bryan (11); Head Linesman: Jim Mello (48); Line Judge: Thomas Symonette (100); Side Judge: David Meslow (118); Field Judge: Tom Hill (97); Back Judge: Shawn Hochuli (83); Replay Official: Jim Lapeina

STARTING LINEUPS

Dallas Cowboys		Green Bay Packers	
Offense	Defense	Offense	Defense
WR 19 B.Balcer	DE 98 T.Crawford	WR 67 J.Nelson	DE 97 K.Cook
TE 97 G.Swaim	DT 97 T.McClain	LT 69 D.Bakhtiari	NT 98 L.Gloun
LT 77 T.Smith	DT 96 M.Collins	LG 66 J.Taylor	DT 76 M.Daniels
LG 65 R.Ealey	DE 58 J.Crawford	C 58 J.Treter	C 79 J.Peppers
C 72 T.Fredrick	MLB 59 A.thians	RG 70 T.Lano	ILB 52 C.Matthews
RG 70 Z.Martin	WLB 50 S.Alex	RT 75 B.Budga	ROLB 53 N.Perry
RT 68 D.Hree	CB 39 B.Carr	WR 17 D.Adams	LOB 23 D.Randall
TE 82 J.Williams	CB 24 M.Claiborne	WR 18 R.Cobb	RQB 46 M.Burnett
WR 83 T.White	FS 42 B.Church	FS 31 B.Jones	SS 42 M.Burnett
CB 4 D.Prescott	CB 30 A.Browns	RB 27 E.Ealy	FS 21 H.Climon-Dix
RB 21 E.Elliott		RB 22 A.Hibkowski	S 33 M.Hvide

FIELD GOALS (made / & missed)

Player	Attempts	Made	Missed
Dallas Cowboys	(44) (22) (32)	1	2
Green Bay Packers		3	3

GREEN BAY DEFENSIVE STATISTICS (official)

Player	Att	Comp	Yds	Sk	Yd	TD	LG	INT	RT
D.Prescott	27	18	247	214	3	42	1	117.4	
A.Rodgers	42	31	294	1/0	1	25	1	90.8	

Player	Att	Comp	Yds	Sk	Yd	TD	LG	INT	RT
D.Prescott	27	18	247	214	3	42	1	117.4	
A.Rodgers	42	31	294	1/0	1	25	1	90.8	

Player	Att	Comp	Yds	Sk	Yd	TD	LG	INT	RT
D.Prescott	27	18	247	214	3	42	1	117.4	
A.Rodgers	42	31	294	1/0	1	25	1	90.8	

Player	Att	Comp	Yds	Sk	Yd	TD	LG	INT	RT
D.Prescott	27	18	247	214	3	42	1	117.4	
A.Rodgers	42	31	294	1/0	1	25	1	90.8	

**GREEN BAY WINS** (AP) — Aaron Rodgers set a record. The Chicago Bears lost another quarterback. After a slow start in the red zone, the Green Bay Packers picked up the pace in the second half to overpower their offensively-challenged NFC North foe, they got 326 yards and three touchdowns. Davante Adams and Ty Montgomery emerged as playmakers in the second half and Packers beat the Bears, 26-10, on Thursday night.

Rodgers was 28 of 56, setting a franchise mark for completions in a game. It was the Packers' first contest without injured running back Eddie Lacy. The Packers (4-2) moved efficiently on short gains most of the night, but couldn't break into the end zone until Adams caught the first of his two touchdown receptions with 9:11 left in the third quarter for a 13-10 lead.

Rodgers and Adams combined again for a 4-yard score on the first play of fourth quarter for a 10-point lead.

Chicago turned to third-stringer Matt Barkley. An offense that was already 31st in the league in scoring got worse. Barkley was 6 of 15 for 81 yards and two interceptions. Kaden Cary had 48 yards on 10 carries, including a 24-yarder. Receiver Alshon Jeffery was held to three catches for 33 yards against a Packers secondary without his top three cornerbacks because of injuries.

It got 50 yard for the Bears that Rodgers had more completions (37) than the Bears had offensive plays (36) by 5:31 of the fourth quarter.

That 37th completion for Rodgers was a 2-yard touchdown pass to Randall Cobb for a 16-point lead.

Adams, Montgomery and Cobb each finished with at least 10 receptions.

They were 4 of 11 for 49 yards.

They were 4 of 11 for 49 yards.

Adams had 13 catches for a career-high 132 yards. Adams had just been cleared earlier Thursday from the NFL's concussion protocol after leaving the loss Sunday to Dallas.

Cobb finished with 11 catches for 95 yards.

Montgomery, who got the start in the backfield with running backs Lacy (ankle) and James Starks (knee) out, finished with 10 catches for 66 yards and nine carries for 60 yards.

The Bears' only touchdown came from rookie pass-rushing linebacker Leonard Floyd, who forced Rodgers to fumble on third-and-10 from the 15 on a sack. Floyd recovered the ball in the end zone for a 10-6 lead, 30 seconds into the third quarter. Floyd had been limited in practice this week with a calf injury.

The Packers moved effectively with short passes in the first half but stalled on three drives inside the 22. Mason Crosby salvaged two series with field goals, but the Packers went scoreless on another drive when Montgomery was stopped on a fourth-and-goal run from the 1.

Green Bay, which led 6-3 at the half, exploited the Bears' underneath coverage. They also threw short passes as a substitute for the running game.

**OFFICIALS** — Referee: John Parry (132); Umpire: Mark Bellis (131); Head Linesman: John McGrath (5); Line Judge: Mike Spanier (90); Side Judge: Keith Washington (7); Field Judge: Jahar Walker (28); Back Judge: Perry Paganelli (46); Replay Official: Bob McGinn

**STARTING LINEUPS**

Chicago Bears			Green Bay Packers		
Offense	Defense	Kick	Offense	Defense	Kick
WR 17 A.J. Green	DE 96 A.Hicks	DE 96 A.Hicks	WR 67 J.Melson	NT 98 L.Guion	DE 98 L.Guion
LT 72 C.Leno	DE 98 M.Urelin	DE 98 M.Urelin	LT 69 D.Bakhtiari	DT 76 M.Daniels	DE 76 M.Daniels
LG 65 E.Kush	OLB 94 L.Floyd	OLB 69 L.Floyd	LG 66 J.Taylor	LOLB 53 N.Perry	OLB 47 J.Ryan
C 64 C.Whitehair	ILB 50 J.Freeman	ILB 79 J.Treter	C 73 J.Treter	ILB 47 J.Ryan	ILB 50 B.Matthewz
RG 75 K.Loug	OLB 97 W.Young	RG 70 T.Lano	RG 70 T.Lano	ILB 50 B.Matthewz	ROLB 52 C.Matthews
RT 70 B.Messie	CB 21 T.Porter	RT 75 B.Budga	TE 82 R.Rodgers	ROLB 39 D.Goodson	ROLB 39 D.Goodson
TE 86 Z.Miller	S 23 H.Jones-Quarty	TE 82 R.Rodgers	TE 82 R.Rodgers	LOB 32 M.Gunter	LOB 32 M.Gunter
QB 8 2 B.Hoyer	S 22 C.Lablan	QB 18 R.Cobb	QB 18 R.Cobb	SS 46 M.Burnett	SS 46 M.Burnett
RB 24 J.Howard	CB 31 C.Prosinski	WR 17 D.Adams	WR 17 D.Adams	FS 12 A.Rodgers	FS 12 A.Rodgers
RB 84 B.Brauneker	CB 37 B.Callahan	WR 88 T.Montgomery	WR 88 T.Montgomery	CB 33 M.Hinton-Dix	CB 33 M.Hinton-Dix
TE 82 L.Paulsen	CB 88 T.Montgomery	CB 88 T.Montgomery	CB 88 T.Montgomery	CB 31 M.Hinton-Dix	CB 31 M.Hinton-Dix

**GREEN BAY SUBSTITUTIONS** — K 2 M.Crosby, P 10 J.Schum, WR 11 T.Davis, FB 22 A.Ripkowski, S 25 M.Evans, CB 28 J.Hawkins, S 29 K.Brice, RB 30 D.Jackson, LB 48 J.Thomas, LB 51 K.Rackell, LB 56 J.Pepers, LS 61 B.Goode, DT 64 M.Pennell, 7/6 B.Donnelly, DT 78 J.Spriggs, TE 80 J.Perrillo, WR 83 J.Janis, LB 91 J.Elliott, LB 92 D.Lovry, DE/LB 95 D.Jones, DT 99 C.Ringo. **DID NOT PLAY** — QB 7 B.Hindley, **INACTIVES** — CB 23 D.Randall, CB 24 Q.Rollins, S 32 C.Banjo, RB 44 J.Starks, TE 68 K.Murphy, WR 84 J.Abravellers, TE 89 J.Cook.

**FIELD GOALS (made (1) & missed)**

Player	Attempts	Made	Missed
M.Crosby	2	3	0
Chicago Bears	1	0	1
Green Bay Packers	3	3	0

**TEAM**

Player	Qtr	Time	Play Description (Extra Point) (Drive Into)	Yards	Visitor	Home
Packers	1	8:53	M.Crosby 32 yd. Field Goal (13-53, 5:19)	3	0	3
Bears	2	1:56	C.Barr 39 yd. Field Goal (9-54, 4:38)	3	3	0
Packers	2	0:17	M.Crosby 40 yd. Field Goal (10-53, 1:39)	3	6	0
Bears	3	14:30	L.Floyd fumble recovery in end zone (C.Barr kick)	10	3	6
Packers	3	9:11	D.Adams 5 yd. pass from A.Rodgers (M.Crosby kick) (15-85, 5:19)	10	13	3
Packers	4	14:55	D.Adams 4 yd. pass from A.Rodgers (M.Crosby kick) (8-88, 4:40)	10	20	3
Packers	4	5:35	R.Cobb 2 yd. pass from A.Rodgers (kick failed, w/r) (13-74, 8:33)	10	26	3

**GREEN BAY DEFENSIVE STATISTICS (official)**

Player	Att	Int	Sk	QBH	FF	FR	Int	PD
M.Burnett	2	5	0	0	0	0	0	0
N.Perry	1	1	0	0	0	0	0	0
D.Goodson	3	2	0	0	0	0	0	0
J.Ryan	3	2	0	0	0	0	0	0
K.Clark	3	1	0	0	0	0	0	0
C.Matthews	3	1	0	0	0	0	0	0
M.Daniels	2	2	0	0	0	0	0	0
B.Matinez	2	0	0	0	0	0	0	0
L.Gunter	3	0	0	0	0	0	0	0

**CHICAGO BEARS**

Player	Att	Comp	Yds	SK/YD	TD	LG	Int	RT
J.Carey	10	4	81	1/10	0	26	2	18.3
K.Howard	7	4	49	0/0	0	25	2	50.3
M.Barkley	1	0	0	0	0	0	0	0
Total	26	10	130	1/10	0	26	2	22.9

**GREEN BAY PACKERS**

Player	Att	Comp	Yds	SK/YD	TD	LG	Int	RT
A.Jeffery	3	3	33	1/1	0	11	0	0
J.Zimmer	2	2	40	2/0	0	26	0	0
J.Bellamy	2	2	32	1/0	0	25	0	0
C.Meredith	1	1	12	1/0	0	12	0	0
K.Carey	1	1	9	0/0	0	9	0	0
D.Thompson	1	1	4	4/0	0	4	0	0
Total	10	10	130	13/0	0	26	0	0

**INTERCEPTIONS**

Player	No	Yds	Avg	LG	TD
Total	0	0	0.0	0	0

**PUNTING**

Player	No	Yds	Avg	NET	TB	In20	LG	TD
P.O'Donnell	5	225	45.0	43.8	0	3	48	0
Total	5	225	45.0	43.8	0	3	48	0

**PUNT RETURNS**

Player	No	Yds	Avg	FC	LG	TD
B.Callahan	0	0	0.0	0	0	0
Returns	0	0	0.0	1	0	0

**KICK RETURNS**

Player	No	Yds	Avg	FC	LG	TD
D.Thompson	2	28	14.0	0	16	0
Returns	2	28	14.0	0	16	0

**FUMBLES**

Player	Fum	Lost	Rec	Yds	TD	FF	Rec	Yds	TD	Bds	Out
J.Bellamy	0	0	0	0	0	1	1	0	0	0	0
Total	0	0	0	0	0	2	1	0	0	1	0

**RUSHING**

Player	Att	Yds	Avg	LG	TD
T.Montgomery	9	60	6.7	14	0
R.Cobb	5	21	4.2	30	0
A.Ripkowski	3	8	2.7	4	0
A.Rodgers	2	7	3.5	4	0
D.Jackson	2	6	3.0	5	0
K.Davis	2	6	3.0	1	0
Total	23	103	4.5	30	0

**PASSING**

Player	Att	Comp	Yds	SK/YD	TD	LG	In	RT
A.Rodgers	56	39	326	2/23	3	25	0	102.2
Total	56	39	326	2/23	3	25	0	102.2

**PASS RECEIVING**

Player	No	Yds	Avg	LG	TD
D.Adams	13	132	10.2	24	1
R.Cobb	11	95	8.6	25	1
T.Montgomery	10	66	6.6	13	0
J.Lewis	2	9	4.5	7	0
J.Melson	2	9	4.5	9	0
A.Ripkowski	1	7	7.0	7	0
A.Rodgers	1	7	7.0	8	0
D.Jackson	1	2	2.0	2	0
Total	39	326	8.4	25	3

**INTERCEPTIONS**

Player	No	Yds	Avg	LG	TD
B.Matinez	1	4	4.0	4	0
N.Perry	1	0	0.0	0	0
Total	2	4	2.0	4	0

**PUNTING**

Player	No	Yds	Avg	NET	TB	In20	LG	TD
J.Schum	1	46	46.0	46.0	0	0	46	0
Total	1	46	46.0	46.0	0	0	46	0

**PUNT RETURNS**

Player	No	Yds	Avg	FC	LG	TD
T.Davis	1	6	6.0	4	6	0
Returns	1	6	6.0	4	6	0

**KICK RETURNS**

Player	No	Yds	Avg	FC	LG	TD
K.Davis	1	18	18.0	0	17	0
J.Janis	1	17	17.0	0	17	0
J.Janis	1	17	17.0	0	17	0
Returns	2	35	17.5	0	18	0

**FUMBLES**

Player	Fum	Lost	Rec	Yds	TD	FF	Rec	Yds	TD	Bds	Out
T.Davis	1	0	0	0	0	0	0	0	0	0	0
A.Rodgers	1	1	0	0	0	0	0	0	0	0	0
A.Ripkowski	0	0	1	0	0	0	0	0	0	0	0
Total	2	1	1	0	0	0	0	0	0	0	0

**TOTAL FIRST DOWNS**

Player	By Rushing	By Passing	By Penalty
Chicago Bears	13	9	1
Green Bay Packers	32	21	6

**THIRD-DOWN EFFICIENCY**

Player	4-9	16-56%
Chicago Bears	0-0	0%
Green Bay Packers	189	406

**NET YARDS RUSHING**

Player	Total	Average
Chicago Bears	69	4.2
Green Bay Packers	103	5.0

**NET YARDS PASSING**

Player	Total	Average
Chicago Bears	130	5.0
Green Bay Packers	326	8.4

**NET YARDS TOTAL**

Player	Total	Average
Chicago Bears	199	7.5
Green Bay Packers	439	10.4

**NET YARDS PER PLAY**

Player	Total	Average
Chicago Bears	3.8	3.8
Green Bay Packers	4.5	4.5

**EXTRA POINTS Made-Attempts**

Player	Made	Attempts
Chicago Bears	1	1
Green Bay Packers	3	3

**FIELD GOALS Made-Attempts**

Player	Made	Attempts
Chicago Bears	1	1
Green Bay Packers	3	3

**RED-ZONE EFFICIENCY**

Player	Goals	Attempts
Chicago Bears	0	0
Green Bay Packers	3	3

**SAFETIES**

Player	Number	Yards
Chicago Bears	3	4
Green Bay Packers	4	7

**FINAL SCORE**

Player	Score
Chicago Bears	10
Green Bay Packers	26

**TIME OF POSSESSION**

Player	Time
Chicago Bears	20:24
Green Bay Packers	39:36





**NASHVILLE, Tenn. (AP)**—Tennessee coach Mike Mularkey gambled on the opening play, wanting to send a message to his Titans to be as aggressive as possible. They didn't recover the onside kick, the Titans did, and he won the rest of the game.

Marques DeLoach threw for 296 yards and four touchdowns and the Titans routed Green Bay 47-25 Sunday.

Five different Titans scored a touchdown in the first half as Tennessee put together its best scoring performance this season with 35 points.

With the win, the Titans (6-5) also matched the five victories over the past two seasons combined.

The defense forced a Packers three-and-out after the onside kick. Then Delonzo Murray took the Titans' opening play from scrimmage, running 75 yards for a touchdown. He finished with 123 yards and also threw a TD pass, becoming the first non-quarterback to do that for this franchise in the same game since Earl Campbell on Sept. 7, 1960, for the then-Houston Oilers.

Brian Orakpo had two of Tennessee's five sacks, and the Titans also forced three turnovers.

The Packers (4-5) started a three-game road swing by losing their third straight. Green Bay has lost four of five in dropping below .500 for the first time since 2013. They finished by winning the NFC North that season.

Aaron Rodgers and Jordana came into this game tied for the most TD passes in the NFL over the previous five weeks with 13. Rodgers threw for 371 yards and two touchdowns, and he also ran for another.

But Marotta completed his first 10 passes as Tennessee jumped on Green Bay, and he completed TD passes of 9, 32, 6 and 33 — each to a different receiver. Marotta has 21 TD passes this season, becoming the first Titans quarterback with at least 20 TD passes in a season since 2003 when Steve McNair threw 24 and split the NFL MVP award that year with Peyton Manning.

The Titans booked the first play of the game with an onside kick that went straight to the Packers. That was one of only two fumbles in the opening quarter. Tennessee outgained the Packers, 231-26, in the first quarter and led 21-0. Murray cut inside left tackle Taylor Lewan and outraced everyone to the end zone for his longest TD this season, and he capped the next drive with a 10-yard TD pass to Delonzo Walker.

Green Bay trailed by as much as 35-10 before a tie TD in the first half. It was the Packers' biggest deficit in the first half of a game started by Rodgers, topping a 21-point deficit against the Giants in 2012.

The Titans' running back also matched Campbell for the franchise record with a rushing TD in his fifth straight game. Campbell set the mark in 1979. Murray came into Sunday as the NFL's second-leading rusher with 807 yards and a score toe on his right foot that limited him in practice this week. He got his fifth 100-yard rushing game this season against a Green Bay defense that had been the NFL's stingiest against the run, allowing just 75.8 yards per game. He is the first non-quarterback with a rushing TD of 75 yards or longer and a passing TD in the same game since 1960 when John Henry Johnson did it Dec. 11, 1960.

**OFFICIALS** — Referee: Jeff Triplette (42); Umpire: Roy Ellison (81); Head Linesman: Jeff Bergman (32); Line Judge: Sean Thomas (53); Side Judge: Dyrrol Priddy (109); Field Judge: Scott Edwards (3); Back Judge: Steve Freeman (133); Replay Official: Al Hyman.

**Green Bay Packers**

Offense	Defense
WR 67 D.Bachari	DE 95 D.Jones
LT 89 J.Taylor	NT 98 L.Guion
LG 66 L.Bachari	DT 76 M.Daniels
C 63 C.Linsley	LOLB 78 M.Perry
RG 70 T.Lang	ILB 48 J.Thomas
RT 85 B.Bulaga	ILB 50 B.Jones
TE 82 R.Rodgers	ILB 64 J.Kline
WR 18 R.Cobb	ROLB 56 J.Peppers
WR 17 D.Adams	LCB 24 O.Palms
WR 12 A.Rodgers	RCB 36 L.Bauer
QB 14 J.Starks	SS 42 M.Burnett
RB 44 J.Starks	FS 21 H.Gimno-Dix

**Tennessee Titans**

Offense	Defense
WR 80 R.Matthews	DE 90 D.Jones
TE 18 A.Fasano	DT 99 J.Casey
LT 77 T.Levan	OLB 91 D.Morgan
LG 62 B.Schwienke	ILB 55 S.Spence
C 60 B.Jones	ILB 54 A.Williamson
RG 50 B.Jones	OLB 98 B.Orakpo
RT 64 J.Kline	CB 20 P.Cox
ROLB 56 J.Peppers	CB 19 T.Sharpe
LCB 24 O.Palms	SS 21 D.Searcy
RCB 36 L.Bauer	FS 8 M.Marotta
SS 42 M.Burnett	CB 31 K.Gibard
FS 21 H.Gimno-Dix	CB 49 J.Fowler
RB 29 D.Murray	DB 23 B.McCain
RB 11 T.Davis	DB 22 A.Murray

**GREEN BAY SUBSTITUTIONS** — K 2 M.Crosby; QB 7 B.Hendry; P 10 J.Schum; WR 11 T.Davis; RB 22 A.Robkovich; S 25 M.Ehlers; CB 28 J.Hawkins; S 29 K.Brice; DB 33 M.Hyde; CB 39 D.Goodson; FB 40 J.Kerridge; LB 47 J.Piran; LB 51 K.Fackrell; LS 61 B.Gaode; DT 64 M.Penna; DT 67 D.Bachari; T 78 J.Spriggs; TE 80 J.Perrito; WR 81 G.James; WR 83 J.James; WR 88 J.Montgomery; LB 91 J.Elliott; DE 94 D.Lovly; DT 97 K.Clark; **INACTIVES** — CB 23 D.Randall; RB 34 D.Jackson; LB 52 C.Matthews; T 68 K.Murphy; C/6 73 J.Tretter; TE 89 J.Cook; DT 99 C.Ringo.

**FIELD GOALS (made / & missed)**

Green Bay Packers	1	2	3	4	OT	Total
Tennessee Titans	0	16	9	0	0	25

**TEAM**

Team	Qtr	Time	Play Description (Extra Point/Drive Info)	Visitor	Home
Titans	1	13:37	D.Murray 75 yd run (R.Sucop kick) (1-80, 0:11)	0	7
Titans	1	6:58	D.Walker 9 yd pass from M.Murphy (R.Sucop kick) (7-36, 3:26)	0	14
Titans	1	0:08	A.Fasano 9 yd pass from M.Murphy (R.Sucop kick) (9-71, 5:17)	0	21
Titans	2	10:49	J.Nelson 1 yd pass from A.Rodgers (M.Crosby kick) (9-75, 4:19)	0	28
Titans	2	8:45	R.Matthews 32 yd pass from M.Marotta (R.Sucop kick) (4-75, 2:04)	0	35
Titans	2	3:55	M.Crosby 29 yd Field Goal (8-64, 4:50)	0	42
Titans	2	1:55	K.Wright 6 yd pass from M.Marotta (kick failed, wl) (6-75, 1:12)	0	47
Titans	3	8:53	A.Rodgers 20 yd run (run failed) (10-78, 4:32)	0	53
Titans	3	0:43	J.Starks 13 yd pass from A.Rodgers (kick failed, wl) (6-75, 1:12)	0	59
Titans	3	6:27	T.Sharpe 33 yd Field Goal (11-46, 5:30)	0	66
Titans	3	0:57	M.Crosby 38 yd Field Goal (5-25, 2:04)	0	72
Titans	3	9:56	R.Sucop 51 yd Field Goal (9-44, 4:03)	0	79
Titans	4	4:52	R.Sucop 23 yd Field Goal (9-44, 4:03)	0	85

**GREEN BAY DEFENSIVE STATISTICS (official)**

Player	Att	Comp	Yds	Sk	TD	LG	Int	RT
M.Daniels	0	2	0-0	0	0	0	0	0
L.Guion	0	2	0-0	0	0	0	0	0
K.Brice	1	0	1-0-0	0	0	0	0	0
K.Fackrell	1	0	1-0-0	0	0	0	0	0
D.Goodson	1	0	1-0-0	0	0	0	0	0
D.Lovly	1	0	1-0-0	0	0	0	0	0
O.Rollins	1	0	1-0-0	0	0	0	0	0
M.Penna	0	1	0-1-0	0	0	0	0	0
<b>Totals</b>	<b>42</b>	<b>17</b>	<b>6-59-1-13</b>	<b>3</b>	<b>0</b>	<b>0</b>	<b>0</b>	<b>0-0-0</b>

**Green Bay Packers**

Rushing	Passing	Receiving	Interceptions	Punting	Kicks	Returns
J.Starks 7	D.Murray 1	R.Cobb 4	0	J.Schum 4	0	0
A.Rodgers 13	M.Hyde 4	M.Perry 3	0	T.Davis 4	0	0
M.Murphy 1	B.Hendry 1	J.Thomas 1	0	M.Warner 1	0	0
<b>Total</b> 22	<b>Total</b> 10	<b>Total</b> 9	<b>Total</b> 0	<b>Total</b> 13	<b>Total</b> 0	<b>Total</b> 0

**Tennessee Titans**

Rushing	Passing	Receiving	Interceptions	Punting	Kicks	Returns
D.Murray 1	M.Marotta 26	D.Murray 3	0	B.McCain 4	0	0
D.Henry 4	M.Marotta 19	R.Matthews 2	0	P.Cox 1	0	0
M.Marotta 5	M.Marotta 10	D.Murray 1	0	<b>Total</b> 6	<b>Total</b> 0	<b>Total</b> 0
<b>Total</b> 10	<b>Total</b> 55	<b>Total</b> 6	<b>Total</b> 0	<b>Total</b> 11	<b>Total</b> 0	<b>Total</b> 0

Green Bay Packers	Tennessee Titans
<b>RUSHING</b>	<b>RUSHING</b>
J.Starks 7	D.Murray 1
A.Rodgers 13	D.Henry 4
M.Murphy 1	M.Marotta 5
<b>Total</b> 22	<b>Total</b> 10
<b>PASSING</b>	<b>PASSING</b>
D.Murray 1	M.Marotta 26
B.Hendry 1	M.Marotta 19
R.Cobb 4	R.Matthews 2
M.Perry 3	D.Murray 1
J.Thomas 1	M.Marotta 10
<b>Total</b> 10	<b>Total</b> 55
<b>RECEIVING</b>	<b>RECEIVING</b>
M.Perry 3	D.Murray 3
J.Thomas 1	R.Matthews 2
R.Cobb 4	D.Murray 1
D.Goodson 1	M.Marotta 10
<b>Total</b> 9	<b>Total</b> 6
<b>INTERCEPTIONS</b>	<b>INTERCEPTIONS</b>
0	0
<b>PUNTING</b>	<b>PUNTING</b>
J.Schum 4	B.McCain 4
T.Davis 4	P.Cox 1
<b>Total</b> 13	<b>Total</b> 6
<b>KICK RETURNS</b>	<b>KICK RETURNS</b>
0	0
<b>PUNTS</b>	<b>PUNTS</b>
0	0
<b>FUMBLES</b>	<b>FUMBLES</b>
0	0
<b>NET YARDS</b>	<b>NET YARDS</b>
427	153
<b>NET YARDS PER PLAY</b>	<b>NET YARDS PER PLAY</b>
4.7	2.5
<b>NET YARDS PER ATTEMPT</b>	<b>NET YARDS PER ATTEMPT</b>
11.3	2.8
<b>NET YARDS PER ATTEMPT PER PLAY</b>	<b>NET YARDS PER ATTEMPT PER PLAY</b>
4.7	2.8
<b>NET YARDS PER ATTEMPT PER PLAY PER ATTEMPT</b>	<b>NET YARDS PER ATTEMPT PER PLAY PER ATTEMPT</b>
4.7	2.8
<b>NET YARDS PER ATTEMPT PER PLAY PER ATTEMPT PER ATTEMPT</b>	<b>NET YARDS PER ATTEMPT PER PLAY PER ATTEMPT PER ATTEMPT</b>
4.7	2.8
<b>NET YARDS PER ATTEMPT PER PLAY PER ATTEMPT PER ATTEMPT PER ATTEMPT</b>	<b>NET YARDS PER ATTEMPT PER PLAY PER ATTEMPT PER ATTEMPT PER ATTEMPT</b>
4.7	2.8
<b>NET YARDS PER ATTEMPT PER PLAY PER ATTEMPT PER ATTEMPT PER ATTEMPT PER ATTEMPT</b>	<b>NET YARDS PER ATTEMPT PER PLAY PER ATTEMPT PER ATTEMPT PER ATTEMPT PER ATTEMPT</b>
4.7	2.8
<b>NET YARDS PER ATTEMPT PER PLAY PER ATTEMPT PER ATTEMPT PER ATTEMPT PER ATTEMPT PER ATTEMPT</b>	<b>NET YARDS PER ATTEMPT PER PLAY PER ATTEMPT PER ATTEMPT PER ATTEMPT PER ATTEMPT PER ATTEMPT</b>
4.7	2.8
<b>NET YARDS PER ATTEMPT PER PLAY PER ATTEMPT PER ATTEMPT PER ATTEMPT PER ATTEMPT PER ATTEMPT PER ATTEMPT</b>	<b>NET YARDS PER ATTEMPT PER PLAY PER ATTEMPT PER ATTEMPT PER ATTEMPT PER ATTEMPT PER ATTEMPT PER ATTEMPT</b>
4.7	2.8
<b>NET YARDS PER ATTEMPT PER PLAY PER ATTEMPT PER ATTEMPT PER ATTEMPT PER ATTEMPT PER ATTEMPT PER ATTEMPT PER ATTEMPT</b>	<b>NET YARDS PER ATTEMPT PER PLAY PER ATTEMPT PER ATTEMPT PER ATTEMPT PER ATTEMPT PER ATTEMPT PER ATTEMPT PER ATTEMPT</b>
4.7	2.8
<b>NET YARDS PER ATTEMPT PER PLAY PER ATTEMPT PER ATTEMPT PER ATTEMPT PER ATTEMPT PER ATTEMPT PER ATTEMPT PER ATTEMPT PER ATTEMPT</b>	<b>NET YARDS PER ATTEMPT PER PLAY PER ATTEMPT PER ATTEMPT PER ATTEMPT PER ATTEMPT PER ATTEMPT PER ATTEMPT PER ATTEMPT PER ATTEMPT</b>
4.7	2.8
<b>NET YARDS PER ATTEMPT PER PLAY PER ATTEMPT PER ATTEMPT PER ATTEMPT PER ATTEMPT PER ATTEMPT PER ATTEMPT PER ATTEMPT PER ATTEMPT PER ATTEMPT</b>	<b>NET YARDS PER ATTEMPT PER PLAY PER ATTEMPT PER ATTEMPT PER ATTEMPT PER ATTEMPT PER ATTEMPT PER ATTEMPT PER ATTEMPT PER ATTEMPT PER ATTEMPT</b>
4.7	2.8
<b>NET YARDS PER ATTEMPT PER PLAY PER ATTEMPT PER ATTEMPT PER ATTEMPT PER ATTEMPT PER ATTEMPT PER ATTEMPT PER ATTEMPT PER ATTEMPT PER ATTEMPT PER ATTEMPT</b>	<b>NET YARDS PER ATTEMPT PER PLAY PER ATTEMPT PER ATTEMPT PER ATTEMPT PER ATTEMPT PER ATTEMPT PER ATTEMPT PER ATTEMPT PER ATTEMPT PER ATTEMPT PER ATTEMPT</b>
4.7	2.8
<b>NET YARDS PER ATTEMPT PER PLAY PER ATTEMPT PER ATTEMPT PER ATTEMPT PER ATTEMPT PER ATTEMPT PER ATTEMPT PER ATTEMPT PER ATTEMPT PER ATTEMPT PER ATTEMPT PER ATTEMPT</b>	<b>NET YARDS PER ATTEMPT PER PLAY PER ATTEMPT PER ATTEMPT PER ATTEMPT PER ATTEMPT PER ATTEMPT PER ATTEMPT PER ATTEMPT PER ATTEMPT PER ATTEMPT PER ATTEMPT PER ATTEMPT</b>
4.7	2.8
<b>NET YARDS PER ATTEMPT PER PLAY PER ATTEMPT PER ATTEMPT PER ATTEMPT PER ATTEMPT PER ATTEMPT PER ATTEMPT PER ATTEMPT PER ATTEMPT PER ATTEMPT PER ATTEMPT PER ATTEMPT PER ATTEMPT</b>	<b>NET YARDS PER ATTEMPT PER PLAY PER ATTEMPT PER ATTEMPT PER ATTEMPT PER ATTEMPT PER ATTEMPT PER ATTEMPT PER ATTEMPT PER ATTEMPT PER ATTEMPT PER ATTEMPT PER ATTEMPT PER ATTEMPT</b>
4.7	2.8
<b>NET YARDS PER ATTEMPT PER PLAY PER ATTEMPT PER ATTEMPT PER ATTEMPT PER ATTEMPT PER ATTEMPT PER ATTEMPT PER ATTEMPT PER ATTEMPT PER ATTEMPT PER ATTEMPT PER ATTEMPT PER ATTEMPT PER ATTEMPT</b>	<b>NET YARDS PER ATTEMPT PER PLAY PER ATTEMPT PER ATTEMPT PER ATTEMPT PER ATTEMPT PER ATTEMPT PER ATTEMPT PER ATTEMPT PER ATTEMPT PER ATTEMPT PER ATTEMPT PER ATTEMPT PER ATTEMPT PER ATTEMPT</b>
4.7	2.8
<b>NET YARDS PER ATTEMPT PER PLAY PER ATTEMPT PER ATTEMPT PER ATTEMPT PER ATTEMPT PER ATTEMPT PER ATTEMPT PER ATTEMPT PER ATTEMPT PER ATTEMPT PER ATTEMPT PER ATTEMPT PER ATTEMPT PER ATTEMPT PER ATTEMPT</b>	<b>NET YARDS PER ATTEMPT PER PLAY PER ATTEMPT PER ATTEMPT PER ATTEMPT PER ATTEMPT PER ATTEMPT PER ATTEMPT PER ATTEMPT PER ATTEMPT PER ATTEMPT PER ATTEMPT PER ATTEMPT PER ATTEMPT PER ATTEMPT PER ATTEMPT</b>
4.7	2.8
<b>NET YARDS PER ATTEMPT PER PLAY PER ATTEMPT PER ATTEMPT PER ATTEMPT PER ATTEMPT PER ATTEMPT PER ATTEMPT PER ATTEMPT PER ATTEMPT PER ATTEMPT PER ATTEMPT PER ATTEMPT PER ATTEMPT PER ATTEMPT PER ATTEMPT</b>	<b>NET YARDS PER ATTEMPT PER PLAY PER ATTEMPT PER ATTEMPT PER ATTEMPT PER ATTEMPT PER ATTEMPT PER ATTEMPT PER ATTEMPT PER ATTEMPT PER ATTEMPT PER ATTEMPT PER ATTEMPT PER ATTEMPT PER ATTEMPT PER ATTEMPT</b>
4.7	2.8
<b>NET YARDS PER ATTEMPT PER PLAY PER ATTEMPT PER ATTEMPT PER ATTEMPT PER ATTEMPT PER ATTEMPT PER ATTEMPT PER ATTEMPT PER ATTEMPT PER ATTEMPT PER ATTEMPT PER ATTEMPT PER ATTEMPT PER ATTEMPT PER ATTEMPT</b>	<b>NET YARDS PER ATTEMPT PER PLAY PER ATTEMPT PER ATTEMPT PER ATTEMPT PER ATTEMPT PER ATTEMPT PER ATTEMPT PER ATTEMPT PER ATTEMPT PER ATTEMPT PER ATTEMPT PER ATTEMPT PER ATTEMPT PER ATTEMPT PER ATTEMPT</b>
4.7	2.8
<b>NET YARDS PER ATTEMPT PER PLAY PER ATTEMPT PER ATTEMPT PER ATTEMPT PER ATTEMPT PER ATTEMPT PER ATTEMPT PER ATTEMPT PER ATTEMPT PER ATTEMPT PER ATTEMPT PER ATTEMPT PER ATTEMPT PER ATTEMPT PER ATTEMPT</b>	<b>NET YARDS PER ATTEMPT PER PLAY PER ATTEMPT PER ATTEMPT PER ATTEMPT PER ATTEMPT PER ATTEMPT PER ATTEMPT PER ATTEMPT PER ATTEMPT PER ATTEMPT PER ATTEMPT PER ATTEMPT PER ATTEMPT PER ATTEMPT PER ATTEMPT</b>
4.7	2.8
<b>NET YARDS PER ATTEMPT PER PLAY PER ATTEMPT PER ATTEMPT PER ATTEMPT PER ATTEMPT PER ATTEMPT PER ATTEMPT PER ATTEMPT PER ATTEMPT PER ATTEMPT PER ATTEMPT PER ATTEMPT PER ATTEMPT PER ATTEMPT PER ATTEMPT</b>	<b>NET YARDS PER ATTEMPT PER PLAY PER ATTEMPT PER ATTEMPT PER ATTEMPT PER ATTEMPT PER ATTEMPT PER ATTEMPT PER ATTEMPT PER ATTEMPT PER ATTEMPT PER ATTEMPT PER ATTEMPT PER ATTEMPT PER ATTEMPT PER ATTEMPT</b>
4.7	2.8
<b>NET YARDS PER ATTEMPT PER PLAY PER ATTEMPT PER ATTEMPT PER ATTEMPT PER ATTEMPT PER ATTEMPT PER ATTEMPT PER ATTEMPT PER ATTEMPT PER ATTEMPT PER ATTEMPT PER ATTEMPT PER ATTEMPT PER ATTEMPT PER ATTEMPT</b>	<b>NET YARDS PER ATTEMPT PER PLAY PER ATTEMPT PER ATTEMPT PER ATTEMPT PER ATTEMPT PER ATTEMPT PER ATTEMPT PER ATTEMPT PER ATTEMPT PER ATTEMPT PER ATTEMPT PER ATTEMPT PER ATTEMPT PER ATTEMPT PER ATTEMPT</b>
4.7	2.8
<b>NET YARDS PER ATTEMPT PER PLAY PER ATTEMPT PER ATTEMPT PER ATTEMPT PER ATTEMPT PER ATTEMPT PER ATTEMPT PER ATTEMPT PER ATTEMPT PER ATTEMPT PER ATTEMPT PER ATTEMPT PER ATTEMPT PER ATTEMPT PER ATTEMPT</b>	<b>NET YARDS PER ATTEMPT PER PLAY PER ATTEMPT PER ATTEMPT PER ATTEMPT PER ATTEMPT PER ATTEMPT PER ATTEMPT PER ATTEMPT PER ATTEMPT PER ATTEMPT PER ATTEMPT PER ATTEMPT PER ATTEMPT PER ATTEMPT PER ATTEMPT</b>
4.7	2.8
<b>NET YARDS PER ATTEMPT PER PLAY PER ATTEMPT PER ATTEMPT PER ATTEMPT PER ATTEMPT PER ATTEMPT PER ATTEMPT PER ATTEMPT PER ATTEMPT PER ATTEMPT PER ATTEMPT PER ATTEMPT PER ATTEMPT PER ATTEMPT PER ATTEMPT</b>	<b>NET YARDS PER ATTEMPT PER PLAY PER ATTEMPT PER ATTEMPT PER ATTEMPT PER ATTEMPT PER ATTEMPT PER ATTEMPT PER ATTEMPT PER ATTEMPT PER ATTEMPT PER ATTEMPT PER ATTEMPT PER ATTEMPT PER ATTEMPT PER ATTEMPT</b>
4.7	2.8
<b>NET YARDS PER ATTEMPT PER PLAY PER ATTEMPT PER ATTEMPT PER ATTEMPT PER ATTEMPT PER ATTEMPT PER ATTEMPT PER ATTEMPT PER ATTEMPT PER ATTEMPT PER ATTEMPT PER ATTEMPT PER ATTEMPT PER ATTEMPT PER ATTEMPT</b>	<b>NET YARDS PER ATTEMPT PER PLAY PER ATTEMPT PER ATTEMPT PER ATTEMPT PER ATTEMPT PER ATTEMPT PER ATTEMPT PER ATTEMPT PER ATTEMPT PER ATTEMPT PER ATTEMPT PER ATTEMPT PER ATTEMPT PER ATTEMPT PER ATTEMPT</b>
4.7	2.8
<b>NET YARDS PER ATTEMPT PER PLAY PER ATTEMPT PER ATTEMPT PER ATTEMPT PER ATTEMPT PER ATTEMPT PER ATTEMPT PER ATTEMPT PER ATTEMPT PER ATTEMPT PER ATTEMPT PER ATTEMPT PER ATTEMPT PER ATTEMPT PER ATTEMPT</b>	<b>NET YARDS PER ATTEMPT PER PLAY PER ATTEMPT PER ATTEMPT PER ATTEMPT PER ATTEMPT PER ATTEMPT PER ATTEMPT PER ATTEMPT PER ATTEMPT PER ATTEMPT PER ATTEMPT PER ATTEMPT PER ATTEMPT PER ATTEMPT PER ATTEMPT</b>
4.7	2.8
<b>NET YARDS PER ATTEMPT PER PLAY PER ATTEMPT PER ATTEMPT PER ATTEMPT PER ATTEMPT PER ATTEMPT PER ATTEMPT PER ATTEMPT PER ATTEMPT PER ATTEMPT PER ATTEMPT PER ATTEMPT PER ATTEMPT PER ATTEMPT PER ATTEMPT</b>	<b>NET YARDS PER ATTEMPT PER PLAY PER ATTEMPT PER ATTEMPT PER ATTEMPT PER ATTEMPT PER ATTEMPT PER ATTEMPT PER ATTEMPT PER ATTEMPT PER ATTEMPT PER ATTEMPT PER ATTEMPT PER ATTEMPT PER ATTEMPT PER ATTEMPT</b>
4.7	2.8
<b>NET YARDS PER ATTEMPT PER PLAY PER ATTEMPT PER ATTEMPT PER ATTEMPT PER ATTEMPT PER ATTEMPT PER ATTEMPT PER ATTEMPT PER ATTEMPT PER ATTEMPT PER ATTEMPT PER ATTEMPT PER ATTEMPT PER ATTEMPT PER ATTEMPT</b>	<b>NET YARDS PER ATTEMPT PER PLAY PER ATTEMPT PER ATTEMPT PER ATTEMPT PER ATTEMPT PER ATTEMPT PER ATTEMPT PER ATTEMPT PER ATTEMPT PER ATTEMPT PER ATTEMPT PER ATTEMPT PER ATTEMPT PER ATTEMPT PER ATTEMPT</b>
4.7	2.8
<b>NET YARDS PER ATTEMPT PER PLAY PER ATTEMPT PER ATTEMPT PER ATTEMPT PER ATTEMPT PER ATTEMPT PER ATTEMPT PER ATTEMPT PER ATTEMPT PER ATTEMPT PER ATTEMPT PER ATTEMPT PER ATTEMPT PER ATTEMPT PER ATTEMPT</b>	<b>NET YARDS PER ATTEMPT PER PLAY PER ATTEMPT PER ATTEMPT PER ATTEMPT PER ATTEMPT PER ATTEMPT PER ATTEMPT PER ATTEMPT PER ATTEMPT PER ATTEMPT PER ATTEMPT PER ATTEMPT PER ATTEMPT PER ATTEMPT PER ATTEMPT</b>
4.7	2.8
<b>NET YARDS PER ATTEMPT PER PLAY PER ATTEMPT PER ATTEMPT PER ATTEMPT PER ATTEMPT PER ATTEMPT PER ATTEMPT PER ATTEMPT PER ATTEMPT PER ATTEMPT PER ATTEMPT PER ATTEMPT PER ATTEMPT PER ATTEMPT PER ATTEMPT</b>	<b>NET YARDS PER ATTEMPT PER PLAY PER ATTEMPT PER ATTEMPT PER ATTEMPT PER ATTEMPT PER ATTEMPT PER ATTEMPT PER ATTEMPT PER ATTEMPT PER ATTEMPT PER ATTEMPT PER ATTEMPT PER ATTEMPT PER ATTEMPT PER ATTEMPT</b>
4.7	2.8
<b>NET YARDS PER ATTEMPT PER PLAY PER ATTEMPT PER ATTEMPT PER ATTEMPT PER ATTEMPT PER ATTEMPT PER ATTEMPT PER ATTEMPT PER ATTEMPT PER ATTEMPT PER ATTEMPT PER ATTEMPT PER ATTEMPT PER ATTEMPT PER ATTEMPT</b>	<b>NET YARDS PER ATTEMPT PER PLAY PER ATTEMPT PER ATTEMPT PER ATTEMPT PER ATTEMPT PER ATTEMPT PER ATTEMPT PER ATTEMPT PER ATTEMPT PER ATTEMPT PER ATTEMPT PER ATTEMPT PER ATTEMPT PER ATTEMPT PER ATTEMPT</b>
4.7	2.8
<b>NET YARDS PER ATTEMPT PER PLAY PER ATTEMPT PER ATTEMPT PER ATTEMPT PER ATTEMPT PER ATTEMPT PER ATTEMPT PER ATTEMPT PER ATTEMPT PER ATTEMPT PER ATTEMPT PER ATTEMPT PER ATTEMPT PER ATTEMPT PER ATTEMPT</b>	<b>NET YARDS PER ATTEMPT PER PLAY PER ATTEMPT PER ATTEMPT PER ATTEMPT PER ATTEMPT PER ATTEMPT PER ATTEMPT PER ATTEMPT PER ATTEMPT PER ATTEMPT PER ATTEMPT PER ATTEMPT PER ATTEMPT PER ATTEMPT PER ATTEMPT</b>
4.7	2.8
<b>NET YARDS PER ATTEMPT PER PLAY PER ATTEMPT PER ATTEMPT PER ATTEMPT PER ATTEMPT PER ATTEMPT PER ATTEMPT PER ATTEMPT PER ATTEMPT PER ATTEMPT PER ATTEMPT PER ATTEMPT PER ATTEMPT PER ATTEMPT PER ATTEMPT</b>	<b>NET YARDS PER ATTEMPT PER PLAY PER ATTEMPT PER ATTEMPT PER ATTEMPT PER ATTEMPT PER ATTEMPT PER ATTEMPT PER ATTEMPT PER ATTEMPT PER ATTEMPT PER ATTEMPT PER ATTEMPT PER ATTEMPT PER ATTEMPT PER ATTEMPT</b>
4.7	2.8
<b>NET YARDS PER ATTEMPT PER PLAY PER ATTEMPT PER ATTEMPT PER ATTEMPT PER ATTEMPT PER ATTEMPT PER ATTEMPT PER ATTEMPT PER ATTEMPT PER ATTEMPT PER ATTEMPT PER ATTEMPT PER ATTEMPT PER ATTEMPT PER ATTEMPT</b>	<b>NET YARDS PER ATTEMPT PER PLAY PER ATTEMPT PER ATTEMPT PER ATTEMPT PER ATTEMPT PER ATTEMPT PER ATTEMPT PER ATTEMPT PER ATTEMPT PER ATTEMPT PER ATTEMPT PER ATTEMPT PER ATTEMPT PER ATTEMPT PER ATTEMPT</b>
4.7	2.8
<b>NET YARDS PER ATTEMPT PER PLAY PER ATTEMPT PER ATTEMPT PER ATTEMPT PER ATTEMPT PER ATTEMPT PER ATTEMPT PER ATTEMPT PER ATTEMPT PER ATTEMPT PER ATTEMPT PER ATTEMPT PER ATTEMPT PER ATTEMPT PER ATTEMPT</b>	<b>NET YARDS PER ATTEMPT PER PLAY PER ATTEMPT PER ATTEMPT PER ATTEMPT PER ATTEMPT PER ATTEMPT PER ATTEMPT PER ATTEMPT PER ATTEMPT PER ATTEMPT PER ATTEMPT PER ATTEMPT PER ATTEMPT PER ATTEMPT PER ATTEMPT</b>
4.7	2.8
<b>NET YARDS PER ATTEMPT PER PLAY PER ATTEMPT PER ATTEMPT PER ATTEMPT PER ATTEMPT PER ATTEMPT PER ATTEMPT PER ATTEMPT PER ATTEMPT PER ATTEMPT PER ATTEMPT PER ATTEMPT PER ATTEMPT PER ATTEMPT PER ATTEMPT</b>	<b>NET YARDS PER ATTEMPT PER PLAY PER ATTEMPT PER ATTEMPT PER ATTEMPT PER ATTEMPT PER ATTEMPT PER ATTEMPT PER ATTEMPT PER ATTEMPT PER ATTEMPT PER ATTEMPT PER ATTEMPT PER ATTEMPT PER ATTEMPT PER ATTEMPT</b>
4.7	2.8
<b>NET YARDS PER ATTEMPT PER PLAY PER ATTEMPT PER ATTEMPT PER ATTEMPT PER ATTEMPT PER ATTEMPT PER ATTEMPT PER ATTEMPT PER ATTEMPT PER ATTEMPT PER ATTEMPT PER ATTEMPT PER ATTEMPT PER ATTEMPT PER ATTEMPT</b>	<b>NET YARDS PER ATTEMPT PER PLAY PER ATTEMPT PER ATTEMPT PER ATTEMPT PER ATTEMPT PER ATTEMPT PER ATTEMPT PER ATTEMPT PER ATTEMPT PER ATTEMPT PER ATTEMPT PER ATTEMPT PER ATTEMPT PER ATTEMPT PER ATTEMPT</b>
4.7	2.8
<b>NET YARDS PER ATTEMPT PER PLAY PER ATTEMPT PER ATTEMPT PER ATTEMPT PER ATTEMPT PER ATTEMPT PER ATTEMPT PER ATTEMPT PER ATTEMPT PER ATTEMPT PER ATTEMPT PER ATTEMPT PER ATTEMPT PER ATTEMPT PER ATTEMPT</b>	<b>NET YARDS PER ATTEMPT PER PLAY PER ATTEMPT PER ATTEMPT PER ATTEMPT PER ATTEMPT PER ATTEMPT PER ATTEMPT PER ATTEMPT PER ATTEMPT PER ATTEMPT PER ATTEMPT PER ATTEMPT PER ATTEMPT PER ATTEMPT PER ATTEMPT</b>
4.7	2.8
<b>NET YARDS PER ATTEMPT PER PLAY PER ATTEMPT PER ATTEMPT PER ATTEMPT PER ATTEMPT PER AT</b>	









**GREEN BAY, Wis. (AP)** — Packers receiver Jordy Nelson sounds as if he's running out of superlatives to describe quarterback Aaron Rodgers. Nothing surprises Nelson anymore about Rodgers, not even when the two-time NFL MVP is playing with two sore legs. Rodgers threw for 246 yards and three scores, including two to Nelson, and dissected Seattle's top-ranked defense in a 38-10 win on Sunday over the Seahawks.

Already playing with a sore left hamstring, Rodgers said he hurt his right calf while throwing a tone-setting, 66-yard touchdown pass to Davante Adams on the game's opening drive.

Rodgers' trademark mobility might be limited, but his arm is working just fine. He finished 18 of 23. Rodgers (7-6) won their third straight following a four-game losing streak to keep their playoff hopes alive. They stayed two games back of first-place Detroit in the NFC North, with their final three regular-season games coming against divisional opponents.

Seattle's defense struggled in its first game without former All-Pro safety Earl Thomas, who has a broken leg. But Russell Wilson's career-high five interceptions might have been the most startling disappointment for the Seahawks (8-4-1). Wilson was 22 of 39 for 240 yards and one touchdown.

Three interceptions deflected off his receivers' hands, including one that also caromed off Doug Baldwin's helmet to cornerback Damarious Randall. Seattle coughed up six turnovers overall.

It was a stunning turn for Seattle a week after blowing out Carolina, 40-7. The Seahawks missed out on a chance to clinch the NFC West following Arizona's loss to Miami earlier Sunday.

Green Bay posted 330 yards in Seattle's first game without Thomas. Replacement Steven Terrell had three tackles.

Most of the focus about defense going into the game was about Seattle's league-best unit, but the Seahawks gave up a season high in points. The Packers dominated, making in a few blitzes and getting effective pressure on Wilson most of the game against a shaky offensive line. It was an impressive showing without starting linebackers Nick Perry (hand) and Blake Martinez (knee). Outside linebacker Clay Matthews (shoulder) was limited mainly to passing downs.

Green Bay had a 21-3 lead at halftime, reminiscent of the way the Packers built big leads on opponents in recent dominant seasons. They've scored first each time in their three-game win streak. The Packers look nothing like the team that suffered back-to-back blowout losses at Tennessee and Washington a few weeks ago.

With two more touchdown passes, Rodgers and Nelson have connected on 57 TD passes overall, tying Hall of Famer Brett Favre and Antonio Freeman for the most touchdown passes from a quarterback to a receiver in franchise history.

**OFFICIALS** — Referee: Walt Coleman (65); Umpire: Jeff Rice (44); Head Linesman: Derrick Bowers (74); Line Judge: Kevin Coday (16); Side Judge: Alan Eck (76); Field Judge: Terry Brown (43); Back Judge: Terrence Miles (111); Replay Official: Louis Nazzaro

### STARTING LINEUPS

#### Seattle Seahawks

Offense	Defense
WR 89 D.Baldwin	LDE 77 M.Bennett
WR 16 T.Lockett	LDL 77 A.Rubin
LT 74 Grant	ROT 93 T.McDaniel
LG 68 M.Govinski	RDE 56 C.Avili
C 63 J.Britt	MLB 54 B.Wagner
RG 76 G.Gilefi	OLB 50 K.Wright
RT 78 B.Snell	LCB 25 R.Smyrman
TE 88 J.Graham	RCB 36 D.Shead
WR 15 J.Kease	SS 31 C.Klanchari
WR 3 J.Rivison	FS 23 S.Terrell
RB 34 T.Ravlis	CB 20 J.Lane

#### Green Bay Packers

Offense	Defense
WR 87 J.Nelson	NT 98 L.Gilton
WR 69 D.Bachari	DT 76 M.Daniels
LT 65 L.Taylor	LOLB 95 D.Jones
LG 63 C.Linsley	ILB 48 J.Thomas
C 70 T.Lang	ROLB 56 J.Pepers
RG 75 B.Budka	LCB 23 D.Randall
RT 89 J.Cook	RCB 36 L.Ginter
TE 17 D.Adams	CB 24 Q.Rollins
WR 12 A.Rodgers	FS 42 M.Burnett
WR 88 T.Montgomery	SS 21 W.Cotton-Dix
FS 23 S.Terrell	FB 88 J.Matthews
CB 22 A.Ripkowski	S 33 M.Hyde

### GREEN BAY SUBSTITUTIONS

— K 2 M.Crosby; OB 7 B.Hendley; P 10 J.Schum; WR 18 R.Cobb; CB 20 M.Dortant; S 23 M.Evans; CB 28 J.Hawkins; S 29 K.Brice; FB 32 C.Michael; FB 40 J.Kerridge; RB 44 J.Starks; LB 47 J.Hyan; LB 52 C.Matthews; LB 54 C.Braddock; LB 51 B.Coodie; 7/6 67 D.Brandly; 1/78 J.Spriggs; WR 81 G.Allison; TE 82 R.Rodgers; WR 83 J.James; LB 91 J.Elliott; DE 94 D.Lovry; DT 97 K.Clark; DT 99 C.Ringo.

**INACTIVES** — WR 11 T.Davis; LB 50 B.Martinez; LB 51 K.Fackrell; LB 53 N.Perry; TE 68 K.Murphy; C/G 73 J.Treffer.

### FIELD GOALS (made / missed)

Player	Attempts	Yards	Result
M.Crosby	1	3	Missed
M.Crosby	2	0	Missed
M.Crosby	3	0	Missed
M.Crosby	4	0	Missed
M.Crosby	7	0	Missed

### GREEN BAY DEFENSIVE STATISTICS (official)

Player	Att	Int	FF	Yds	TD	Int	FF	Yds	TD	
M.Hyde	2	1	0	3	0	0	0	0	0	
C.Ringo	2	1	0	3	0	0	0	0	0	
D.Jones	1	2	1	3	1	3	5	0	0	
J.Pepers	1	2	1	3	0	0	0	0	0	
J.Ryan	0	3	0	0	0	0	0	0	0	
C.Matthews	1	1	1	2	0	1	0	0	0	
K.Ginter	0	1	0	1	0	0	0	0	0	
L.Bauer	1	0	0	1	0	0	0	0	0	
S.Terrell	0	1	0	0	0	0	0	0	0	
James	1	0	3	0	0	0	0	0	0	
Totals	52	21	6	73	3-22	11	1	1	5-77	9

Player	Att	Yds	Avg	LG	TD
J.Rewis	12	67	5.6	15	0
A.Collins	7	23	3.3	8	0
R.Wilson	4	19	4.8	8	0
T.Lockett	2	15	7.5	13	0
T.Pope	1	12	12.0	12	0
Total	26	136	5.2	15	0

Player	Att	Yds	Avg	LG	TD
R.Wilson	39	240	6.2	31	5
Total	39	240	6.2	31	5

Player	Att	Yds	Avg	LG	TD
D.Baldwin	6	46	7.7	10	0
T.Lockett	4	41	10.3	15	0
T.McEvoy	3	41	13.7	21	1
A.Collins	3	33	11.0	14	0
M.Reece	2	38	19.0	31	0
J.Graham	1	16	16.0	16	0
L.Wilson	1	11	11.0	11	0
J.Kease	1	7	7.0	7	0
T.Ravlis	1	7	7.0	7	0
Total	22	240	10.9	31	1

Player	Att	Yds	Avg	LG	TD
J.Nelson	4	136	34.0	0	2
J.Ryan	4	136	34.0	0	2
Total	8	272	34.0	0	4

Player	Att	Yds	Avg	LG	TD
M.Hyde	0	0	0.0	0	0
R.Cobb	1	0	0.0	0	0
T.Lockett	5	136	27.2	32	0
T.Montgomery	2	0	0.0	0	0
Returns	5	136	27.2	32	0

Player	Fum	Lost	Rec	Yds	TD	FF	Rec	Yds	TD	Bds
A.Collins	1	1	0	0	0	0	0	0	0	0
Total	1	1	0	0	0	0	0	0	0	0

Player	Att	Yds	Avg	LG	TD
T.Montgomery	9	41	4.6	17	1
C.Michael	10	36	3.6	10	0
J.James	1	19	19.0	19	1
J.Starks	2	3	1.5	2	0
A.Ripkowski	2	0	0.0	0	0
B.Hendley	2	-2	-1.0	-1	0
A.Rodgers	3	-6	-2.0	-1	0
Total	30	93	3.1	19	2

Player	Att	Yds	Avg	LG	TD
A.Rodgers	23	18	246	19	3
B.Hendley	2	0	0.0	0	0
Total	25	18	246	19	3

Player	Att	Yds	Avg	LG	TD
J.Nelson	4	41	6.8	11	1
D.Adams	4	104	26.0	66	2
T.Montgomery	3	45	15.0	24	0
R.Cobb	3	33	11.0	25	0
J.Cook	1	15	15.0	15	0
R.Rodgers	1	18	18.0	8	0
Total	18	246	13.7	66	3

Player	Att	Yds	Avg	LG	TD
D.Randall	2	47	23.5	26	0
M.Burnett	1	19	19.0	19	0
M.Hyde	1	11	11.0	11	0
O.Rollins	1	0	0.0	0	0
Total	5	77	15.4	26	0

Player	Att	Yds	Avg	LG	TD
J.Schum	4	154	38.5	38.5	3
Total	4	154	38.5	38.5	3

Player	Att	Yds	Avg	LG	TD
M.Hyde	1	0	0.0	0	0
R.Cobb	1	0	0.0	0	0
(out of bounds)	1	0	0.0	0	0
Returns	1	0	0.0	0	0

Player	Fum	Lost	Rec	Yds	TD	FF	Rec	Yds	TD	Bds
T.Montgomery	2	2	36	18.0	0	0	0	0	0	0
Returns	2	2	36	18.0	0	0	0	0	0	0

Player	Fum	Lost	Rec	Yds	TD	FF	Rec	Yds	TD	Bds
C.Ringo	0	0	0	0	0	1	0	0	0	0
K.Brice	0	0	0	0	0	1	0	0	0	0
Total	0	0	0	0	0	1	0	0	0	0

Player	Att	Yds	Avg	LG	TD
By Rushing	7	7	1.0	10	0
By Passing	14	10	0.7	10	0
By Penalty	1	3	3.0	3	0
Total	22	18	0.8	18	0

Player	Att	Yds	Avg	LG	TD
By Rushing	22	18	0.8	18	0
By Passing	14	10	0.7	10	0
By Penalty	1	3	3.0	3	0
Total	37	31	0.8	31	0

Player	Att	Yds	Avg	LG	TD
By Rushing	22	18	0.8	18	0
By Passing	14	10	0.7	10	0
By Penalty	1	3	3.0	3	0
Total	37	31	0.8	31	0



# 2016 UPDATED BIOGRAPHIES

THROUGH WEEK 14

## **17 Davante Adams, WR, 3rd Year, Fresno State**

• With 88 catches in 2014-15, joined WRs Randall Cobb (105 in 2011-12) and Greg Jennings (98 in 2006-07) as the only Packers over the last 25 seasons to register 85-plus receptions in their first two seasons in the league.

• Caught a career-high 50 passes for a career-best 483 yards (9.7 avg.) and a TD last season despite missing three games due to an ankle injury.

• Played in all 16 games with 11 starts as a rookie in 2014, hauling in 38 receptions for 446 yards (14.2 avg.) and three TDs.

• Set franchise postseason single-game records for the most catches and receiving yards by a rookie when he posted seven grabs for 117 yards (16.7 avg.) and a TD in a 2014 NFC Divisional playoff victory vs. Dallas.

**2016 SEASON:** Has played in all 13 games with 12 starts and has posted career highs with 63 catches for 897 yards (14.2 avg.) and nine TDs...Is tied for No. 4 in the NFL in TD catches and joins WR Jordy Nelson (12) as the only teammate duo in the NFL with seven-plus TD receptions each this season...Leads the team with a career-high four 100-yard receiving games this season...Has a team-high 10 catches of 25-plus yards, which is tied for No. 9 in the NFL...Has posted two games this season with both 100-plus receiving yards and two TD catches, tied with Buccaneers WR Mike Evans for the league lead...Is tied for No. 5 in the league with 10 red-zone catches...Leads the league with 679 receiving yards since Week 7 and is tied for No. 2 in the NFL over that span with six TD catches.

► **At Jacksonville (Sept. 11):** Started as the team opened with three WRs and finished with three catches for 50 yards (16.7 avg.), highlighted by his 29-yard TD catch with 13 seconds in the first half that gave the Packers a 21-17 lead that they would not relinquish...With CB Davon House on his back, made a diving grab in the end zone for the longest TD catch of his career in the regular season as QB Aaron Rodgers fought off a sack attempt from CB Jalen Ramsey.

► **At Minnesota (Sept. 18):** Started as the third WR and played 54 snaps, finishing with three catches for 26 yards (8.7 avg.)...On a third down midway through the first quarter, drew a 40-yard pass-interference penalty on Vikings CB Terence Newman that gave Green Bay the ball at the Minnesota 5 to help set up a 1-yard TD pass from Rodgers to WR Jordy Nelson.

► **Vs. Detroit (Sept. 25):** Caught two passes for 23 yards (11.5 avg.) in 25 snaps of action, highlighted by a 14-yard TD grab on Green Bay's opening drive...Beat CB Quandre Diggs on a slant and then shook off a tackle attempt near the goal line from S Glover Quin to get into the end zone...Also had a 9-yard catch late in the game that helped the Packers clinch the win and run out the clock.

► **Vs. N.Y. Giants (Oct. 9):** Started as the third WR and posted a season-high five receptions for a season-best 85 yards (17.0 avg.) and a TD...His 17.0-yard receiving average was his second-best single-game mark (min. three rec.) behind only his six-catch, 121-yard effort (20.2 avg.) vs. New England on Nov. 30, 2014...Caught a 29-yard TD pass midway through the second quarter, matching the longest TD reception of his career...Beat CB Michael Hunter down the right sideline and hauled in the pass from Rodgers near the 10-yard line, keeping his feet in bounds for the final few yards as he extended the ball past the pylon.

► **Vs. Dallas (Oct. 16):** Started as the third WR and had two receptions for 34 yards (17.0 avg.)...Left the game to be evaluated for a concussion after absorbing a big hit on his 12-yard catch on a third-and-11 in the third quarter, and did not return.

► **Vs. Chicago (Oct. 20):** Started as the third WR and posted career highs in receptions (13), receiving yards (132) and TD catches (two), with his catch total tying the second-best mark in franchise history behind only Don Hutson's 14-catch game at the N.Y. Giants on Nov. 22, 1942...Set a team record for the most catches in a game at Lambeau Field...Along with WRs Randall Cobb (11) and Ty Montgomery (10), became only the second trio in NFL history to all record 10-plus catches in the same game...Made a leaping 5-yard TD grab on third down over CB De'Vante Busby in the third quarter, giving Green Bay a 13-10 lead it would not relinquish...On the first play of the fourth quarter, found himself wide open on a slant for a 4-yard TD...Was named NFC Offensive Player of the Week for his performance, his

first time winning the award as he joined Greg Jennings as the only Green Bay WRs to earn the honor over the past 15 seasons.

► **At Atlanta (Oct. 30):** Started and played 58 of 62 snaps, leading the team with 12 catches for 74 yards (6.2 avg.) to become the first player in team history to register 12-plus receptions in back-to-back games...His 25 receptions in Weeks 7-8 set a franchise record for the most combined catches over a two-game span...Now holds two of the top six single-game catch totals in franchise history, joining Hutson as the only players in team annals to do so...Came out of the backfield to catch a swing pass from Rodgers for a 22-yard gain late in the first quarter, making S Keanu Neal miss as he took it down the sideline to the Atlanta 24.

► **Vs. Indianapolis (Nov. 6):** Started and had four receptions for 41 yards (10.3 avg.) and a TD...Had a 40-yard catch in the fourth quarter, getting open near the right sideline against CB Rashaan Melvin and then making Melvin miss to pick up extra yardage down to the Indianapolis 13...Three plays later, caught a slant for a 2-yard TD against CB Patrick Robinson.

► **At Tennessee (Nov. 13):** Started and played 74 of 78 snaps, finishing with a career-high 156 yards receiving on six catches (26.0 avg.)...Marked the highest receiving-yardage total by a Green Bay player since Nelson recorded 209 yards vs. the N.Y. Jets on Sept. 14, 2014...Had three receptions of 35-plus yards (46, 38, 35), becoming the first Packer to do so since STATS began charting catches of 25-plus yards in 1991...On his season-long 46-yard grab, was matched up on the outside with CB Perrish Cox in the second quarter and caught a back-shoulder throw from Rodgers before taking it down the middle of the field to the Tennessee 39...Later in the quarter, beat CB Brice McCain to find room in the middle of the field for a 38-yard catch-and run to the Tennessee 19 that set up Rodgers' 13-yard TD pass to RB James Starks two plays later...Early in the third quarter on a fourth down, beat CB Jason McCourty down the sideline, laying out to make a 35-yard catch to the Tennessee 22, a reception that helped set up Rodgers' 20-yard TD run two plays later.

► **At Washington (Nov. 20):** Started and played 67 of 70 snaps, hauling in three catches for 42 yards (14.0 avg.), highlighted by a 37-yard reception late in the fourth quarter...Found an opening over the middle to make the grab near the Green Bay 27 before taking it down the sideline to the Washington 46.

► **At Philadelphia (Nov. 28):** Started and played 64 snaps, leading the team with 113 receiving yards and two TDs on five receptions (22.6 avg.), his third 100-yard receiving outing in the past six games...The two TD catches matched his career high...On Green Bay's opening drive, beat CB Leodis McKelvin on a slant and then broke a tackle attempt by S Rodney McLeod near the goal line for a 7-yard TD grab...Scored again on the Packers' next series, sliding in the back of the end zone to make a diving 20-yard TD catch with CB Nolan Carroll in tight coverage...In the third quarter, made an inside move to beat McKelvin off the line and create separation on his way to making a 50-yard over-the-shoulder catch to the Philadelphia 22, the longest reception of his career...Early in the fourth quarter, beat Carroll on a slant, breaking several tackles on his way to a 23-yard gain to the Philadelphia 3 to help set up FB Aaron Ripkowski's 1-yard TD run.

► **Vs. Houston (Dec. 4):** Started and appeared on 49 plays, posting a 17-yard reception to the Houston 47 on the first play of the fourth quarter on Green Bay's go-ahead drive...Came back toward Rodgers to make a sideline catch against CB Kareem Jackson.

► **Vs. Seattle (Dec. 11):** Started and played 53 snaps, leading the team with 104 receiving yards and a TD on four catches (26.0 avg.)...It marked his second game of the season with four-plus receptions and a 25.0-plus yard receiving average, the only player in the NFL to do so this season...On Green Bay's third play from scrimmage, a third-and-1 from its own 34, ran an out-and-up and beat CB Jeremy Lane down the sideline, hauling in the pass from Rodgers near the Seattle 35 and taking it the rest of the way for the score...It was the longest catch of his career and the longest play for the Packers on the season...Late in the first half, beat DB DeShawn Sheard off the line as Rodgers lofted a pass to him down the sideline for a 26-yard gain...Had a key downfield block on CB Richard Sherman on WR

Jeff Janis' 19-yard TD run in the fourth quarter.

### **81 Geronimo Allison, WR, Rookie, Illinois**

- Was signed by Green Bay as an undrafted free agent on May 6, 2016, and was released in the final roster reduction at the end of the preseason.
- Caught six passes for 119 yards (19.8 avg.) in the preseason, highlighted by a 51-yard grab.

- Played two seasons at Illinois after starting his career at Iowa Western Community College, finishing with 106 receptions for 1,480 yards (14.0 avg.) and eight TDs with the Fighting Illini.

**2016 SEASON:** Has played in seven games and has three catches for 38 yards (12.7 avg.) and a TD...Was signed to the 53-man roster from the practice squad on Oct. 24...Spent the first six games on Green Bay's practice squad.

►**At Atlanta (Oct. 30):** Made his NFL debut, catching two passes for 21 yards (10.5 avg.) and a TD in 19 snaps of action...Scored a TD on his first career catch, hauling in a 4-yard pass from QB Aaron Rodgers early in the second quarter to put the Packers up, 14-10...Made a move to separate himself from S Ricardo Allen as Rodgers stepped up in the pocket and found him for the score...Became the first Packer since TE Ryan Taylor (Dec. 11, 2011) to register a TD on his first career reception...Teamed up with WR Trevor Davis as they became the first Green Bay rookie duo to both catch a TD pass in the same game since Joe Johnson and Max McGee on Dec. 12, 1954, at the Los Angeles Rams.

►**Vs. Indianapolis (Nov. 6):** Appeared on seven plays on offense.

►**At Tennessee (Nov. 13):** Played 18 snaps and had a 17-yard catch.

►**At Washington (Nov. 20):** Appeared on 11 plays on offense and two on special teams.

►**At Philadelphia (Nov. 28):** Played five snaps on offense.

►**Vs. Houston (Dec. 4):** Appeared on five plays on offense and one on special teams.

►**Vs. Seattle (Dec. 11):** Played 13 snaps on offense.

### **69 David Bakhtiari, T, 4th Year, Colorado**

- Started all 46 games he played in at left tackle for the Packers in his first three seasons in the league and was named a Pro Bowl alternate in 2014.

- In 2013, became the first rookie to start every game at LT for Green Bay since the league went to a 16-game schedule in 1978.

- By starting at San Francisco in the 2013 season opener, he became just the fourth Green Bay rookie to start at LT in Week 1 since the 1970 AFL-NFL merger and the first since Ken Ruettggers in 1985.

**2016 SEASON:** Has started all 13 games at LT...Part of a line that has helped the Packers rank in the top 10 in the NFL in third-down conversions (No. 2, 47.1), scoring (No. 7, 25.6), time of possession (No. 8, 31:03), first downs (tied for No. 8, 282), 10-play drives (tied for No. 10, 26) and passing yards (No. 10, 259.3).

►**At Jacksonville (Sept. 11):** Started at LT and played all 64 snaps...Helped protect QB Aaron Rodgers as he was sacked just one time on the afternoon and as he threw for 199 yards and two TDs on 20-of-34 passing with a rushing TD.

►**At Minnesota (Sept. 18):** Started at LT and played all 71 snaps.

►**Vs. Detroit (Sept. 25):** Started at LT and played all 54 snaps, helping to clear the way for RB Eddie Lacy's season-high 103 yards rushing on just 17 carries (6.1 avg.)...Also protected Rodgers as he threw a season-high four TD passes, with all of them coming in the first half.

►**Vs. N.Y. Giants (Oct. 9):** Started at LT and played all 80 snaps, helping the offense record season bests for total yards (406), rushing yards (147) and time of possession (36:38)...Part of a line that did not allow a sack of Rodgers and helped clear the way for Lacy's 81 rushing yards on just 11 carries (7.4 avg.).

►**Vs. Dallas (Oct. 16):** Started at LT and played all 70 snaps, helping the offense post season highs for total first downs (24) and passing first downs (17)...Protected Rodgers as he completed 31 of 42 passes for 294 yards and a TD with one INT and was sacked just once on the afternoon.

►**Vs. Chicago (Oct. 20):** Started at LT and appeared on all 87 plays, helping the offense record 406 total yards (tied for the season high) and a 39:36 time of possession, the best mark by Green Bay since Oct. 27, 2013, at Minnesota (40:54)...Protected Rodgers as he completed a franchise-

record 39 passes, including 10-plus passes to three different players (WRs Davante Adams, Randall Cobb and Ty Montgomery), only the second time in NFL history (New England Patriots, Nov. 13, 1994) that a team has accomplished that feat in a game.

►**At Atlanta (Oct. 30):** Started at LT and played all 62 snaps, helping protect Rodgers as he threw for 246 yards and four TDs on 28-of-38 passing...Helped the offense rack up 108 rushing yards on 19 carries (5.7 avg.).

►**Vs. Indianapolis (Nov. 6):** Started at LT and played all 69 snaps, helping the offense register 405 total yards...Protected Rodgers as he threw for 297 yards and three TDs on 26-of-43 passing, his third straight game with three-plus TD passes.

►**At Tennessee (Nov. 13):** Started at LT and played 54 snaps, departing the game late in the third quarter with a knee injury...Helped the offense record 402 total yards, the third 400-yard outing in the last four games, including a season-high 371 passing yards from Rodgers.

►**At Washington (Nov. 20):** Started at LT and played 66 of 70 snaps, coming out of the game for the final four snaps (coach's decision) with the Packers trailing, 42-24...Helped protect Rodgers as he threw for 351 yards and three TDs on 26-of-41 passing, only the third time in his career that he posted back-to-back 350-yard passing games (2009, 2011)...Part of an offense that posted a season-high 424 total yards, its third straight game with 400-plus yards, only the second time the Packers have done so in the last seven seasons (Weeks 8, 10-11 in 2014).

►**At Philadelphia (Nov. 28):** Started at LT and played all 71 snaps, protecting Rodgers as the line didn't allow a sack and provided time for him to complete 30 of 39 passes for 313 yards and two TDs for a 116.7 passer rating...The zero-sack game came against an Eagles defense that entered the contest ranked No. 7 in the league in sacks with 26...Helped the offense register its fourth straight game with 385-plus yards (387), the longest single-season streak by the Packers since 2013 (Weeks 1-5)...Part of an offense that converted 10 of 14 third downs, a 71.4 conversion rate that is the best by an NFL team this season and the best by Green Bay since at Minnesota on Oct. 27, 2013 (13 of 18, 72.2 percent).

►**Vs. Houston (Dec. 4):** Started at LT and played all 58 snaps as part of a line that allowed just one sack of Rodgers on the afternoon...Helped give Rodgers time to complete 20 of 30 passes for 209 yards and two TDs with no INTs for a 108.9 rating, his third straight game with a 100-plus rating.

►**Vs. Seattle (Dec. 11):** Started at LT and played all 59 snaps, helping to protect Rodgers as he completed 18 of 23 passes for 246 yards and three TDs with no INTs for a 150.8 passer rating, the fourth-highest rating of his career...Part of a line that allowed just one sack, the third straight game with either one or zero sacks allowed, Green Bay's longest streak since a four-game stretch to end the 2014 season.

### **67 Don Barclay, T/G, 5th Year, West Virginia**

- Played in all 16 games last season with five starts, opening four contests at right tackle (Weeks 2-4, 13) and one at left tackle (Week 16).

- Missed the entire 2014 campaign after sustaining a season-ending knee injury in practice early in training camp.

- Started a career-high 14 games at RT in 2013.

**2016 SEASON:** Has played in all 13 games with one start, seeing time on offense and special teams (extra points and field goals).

►**At Jacksonville (Sept. 11):** Played five snaps on special teams.

►**At Minnesota (Sept. 18):** Came in at RG for one play midway through the third quarter when starting G T.J. Lang's shoe came off...Also played two snaps on special teams.

►**Vs. Detroit (Sept. 25):** Appeared on six plays on special teams.

►**Vs. N.Y. Giants (Oct. 9):** Played five snaps on special teams.

►**Vs. Dallas (Oct. 16):** Appeared on one play on offense, lining up as an extra blocker in the backfield on a first-quarter third-and-1 play...Also played four snaps on special teams.

►**Vs. Chicago (Oct. 20):** Played a season-high 16 snaps on offense, taking over at RG for the first two series of the second half when Lang was sidelined with a hip injury.

►**At Atlanta (Oct. 30):** Appeared on three plays at RG for Lang in the fourth quarter when he was briefly sidelined.

►**Vs. Indianapolis (Nov. 6):** Played five snaps on special teams.

►**At Tennessee (Nov. 13):** Played 74 of 78 snaps at RG, taking over

for an injured Lang (foot) on the second play of the second series...Helped the offense register 402 total yards.

►**At Washington (Nov. 20):** Started at RG for the first time in his career, opening in place of an injured Lang (foot)...Played 39 snaps, but did not see any time in the second half due to a shoulder that he had injured during pregame warmups.

►**At Philadelphia (Nov. 28):** Was active despite dealing with a shoulder injury, appearing on five plays on special teams.

►**Vs. Houston (Dec. 4):** Played three snaps on special teams (extra points).

►**Vs. Seattle (Dec. 11):** Appeared on two plays at RG in place of Lang on the final series...Also played seven snaps on special teams.

### **54 Carl Bradford, LB, 2nd Year, Arizona State**

• Was on Green Bay's practice squad for the entire 2015 season. Was inactive (healthy scratch) for all 16 regular-season contests and both playoff games as a rookie in 2014.

• Posted 40.5 tackles for a loss over his final two seasons at Arizona State (2012-13), which was tied for fourth in the country over that span.

**2016 SEASON:** Has played in four games and has posted an assisted tackle on defense and a tackle on special teams...Was signed to the active roster from the practice squad on Nov. 19...Spent the first 10 weeks of the season on Green Bay's practice squad.

►**At Washington (Nov. 20):** Made his NFL debut, playing 20 snaps on special teams and seven on defense...Came in on defense late in the game after LB Blake Martinez departed the game due to a knee injury.

►**At Philadelphia (Nov. 28):** Played 13 snaps on special teams and three on defense, recording two tackles on defense (one solo).

►**Vs. Houston (Dec. 4):** Appeared on a team-high 19 plays on special teams and posted a tackle.

►**Vs. Seattle (Dec. 11):** Played 19 snaps on special teams.

### **29 Kentrell Brice, S, Rookie, Louisiana Tech**

• Was one of five rookie free agents to make Green Bay's Week 1 roster.

• Started 33 of 49 games played at Louisiana Tech, recording 210 tackles (154 solo), including 10 tackles for a loss, five sacks, three interceptions, four forced fumbles, a fumble recovery and 13 pass breakups.

• Enjoyed a career year as a junior in 2014 when he started all 14 games and registered career highs in tackles (86), solo tackles (65), sacks (four) and forced fumbles (four).

**2016 SEASON:** Has played in all 13 games, seeing time on defense and special teams...Has registered eight tackles (all solo), a fumble recovery and a pass defended on defense and seven tackles on special teams (tied for No. 2 on the team).

►**At Jacksonville (Sept. 11):** Played 18 snaps on special teams and nine on defense in his NFL debut.

►**At Minnesota (Sept. 18):** Appeared on a team-high 20 plays on special teams and also played nine snaps on defense.

►**Vs. Detroit (Sept. 25):** Played a team-high 23 snaps on special teams and also saw 12 plays of action on defense...Posted the first tackle of his NFL career, drilling WR Golden Tate after a 10-yard completion in the second quarter...Also recorded a tackle on special teams.

►**Vs. N.Y. Giants (Oct. 9):** Appeared on 21 plays on special teams, tied for the team lead, and posted a tackle...Also saw 15 snaps on defense.

►**Vs. Dallas (Oct. 16):** Played 11 snaps on defense and 15 on special teams.

►**Vs. Chicago (Oct. 20):** Appeared on 13 plays on defense and 16 on special teams...Posted a tackle on special teams.

►**At Atlanta (Oct. 30):** Played 16 snaps on defense and registered a solo tackle...Also appeared on 17 plays on special teams.

►**Vs. Indianapolis (Nov. 6):** Registered a solo tackle on defense in 24 snaps of work and added a tackle on special teams.

►**At Tennessee (Nov. 13):** Played 21 snaps on defense and 22 on special teams...Registered a solo tackle and his first career pass defended...Came over to break up QB Marcus Mariota's deep pass down the middle intended for TE Delanie Walker on third down late in the first half to force a Tennessee punt...Added a tackle on special teams.

►**At Washington (Nov. 20):** Appeared on 17 plays on defense and

17 on special teams...Registered three tackles on defense (all solo)...Sustained a back injury late in the fourth quarter and did not return.

►**At Philadelphia (Nov. 28):** Played 14 snaps on special teams.

►**Vs. Houston (Dec. 4):** Appeared on 16 plays on special teams and recorded a tackle.

►**Vs. Seattle (Dec. 11):** Played 17 snaps on defense and 16 on special teams...Late in the fourth quarter, posted the first fumble recovery of his career, diving on a RB Alex Collins fumble at the Green Bay 33 that was forced by DT Christian Ringo...Also posted one solo tackle on defense and a tackle on special teams.

### **75 Bryan Bulaga, T, 7th Year, Iowa**

• Opened all 12 games he appeared in at RT last season, blocking for RBs Eddie Lacy (758) and James Starks (601) as they became the first Green Bay duo since 1985 to both rush for 600-plus yards in the same season.

• Started all 15 games he played in 2014, a career high, and helped the offense rank No. 1 in the league in scoring (30.4), No. 6 in yards per game (386.1) and tied for No. 1 in giveaways with a franchise-record 13.

• Played in 37 games with 33 starts at right tackle in his first three seasons as a pro.

**2016 SEASON:** Has started all 13 games at RT...Part of a line that has helped the Packers rank in the top 10 in the NFL in third-down conversions (No. 2, 47.1), scoring (No. 7, 25.6), time of possession (No. 8, 31:03), first downs (tied for No. 8, 282), 10-play drives (tied for No. 10, 26) and passing yards (No. 10, 259.3).

►**At Jacksonville (Sept. 11):** Started at RT and played all 64 snaps...Helped protect QB Aaron Rodgers as he was sacked just one time on the afternoon and as he threw for 199 yards and two TDs on 20-of-34 passing with a rushing TD.

►**At Minnesota (Sept. 18):** Started at RT and played all 71 snaps.

►**Vs. Detroit (Sept. 25):** Started at RT and played all 54 snaps, helping to clear the way for RB Eddie Lacy's season-high 103 yards rushing on just 17 carries (6.1 avg.)...Also protected Rodgers as he threw a season-high four TD passes, with all of them coming in the first half.

►**Vs. N.Y. Giants (Oct. 9):** Started at RT and played all 80 snaps, helping the offense record season bests for total yards (406), rushing yards (147), and time of possession (36:38)...Part of a line that did not allow a sack of Rodgers and helped clear the way for Lacy's 81 rushing yards on just 11 carries (7.4 avg.).

►**Vs. Dallas (Oct. 16):** Started at RT and played 58 of 70 snaps, departing the game midway through the fourth quarter due to a back injury...Helped the offense post season highs for total first downs (24) and passing first downs (17)...Protected Rodgers as he completed 31 of 42 passes for 294 yards and a TD with one INT and was sacked just once on the afternoon.

►**Vs. Chicago (Oct. 20):** Started at RT and appeared on all 87 plays, helping the offense record 406 total yards (tied for the season high) and a 39:36 time of possession, the best mark by Green Bay since Oct. 27, 2013, at Minnesota (40:54)...Protected Rodgers as he completed a franchise-record 39 passes, including 10-plus passes to three different players (WRs Davante Adams, Randall Cobb and Ty Montgomery), only the second time in NFL history (New England Patriots, Nov. 13, 1994) that a team has accomplished that feat in a game.

►**At Atlanta (Oct. 30):** Started at RT and played all 62 snaps, helping protect Rodgers as he threw for 246 yards and four TDs on 28-of-38 passing...Helped the offense rack up 108 rushing yards on 19 carries (5.7 avg.).

►**Vs. Indianapolis (Nov. 6):** Started at RT and played all 69 snaps, helping the offense register 405 total yards...Protected Rodgers as he threw for 297 yards and three TDs on 26-of-43 passing, his third straight game with three-plus TD passes.

►**At Tennessee (Nov. 13):** Started at RT and played all 78 snaps, helping the offense record 402 total yards, the third 400-yard outing in the last four games.

►**At Washington (Nov. 20):** Started at RT and appeared on all 70 snaps, helping to protect Rodgers as he threw for 351 yards and three TDs on 26-of-41 passing, only the third time in his career that he posted back-to-back 350-yard passing games (2009, 2011)...Part of an offense that posted a season-high 424 total yards, its third straight game with

400-plus yards, only the second time the Packers have done so in the last seven seasons (Weeks 8, 10-11 in 2014).

► **At Philadelphia (Nov. 28):** Started at RT and played all 71 snaps, protecting Rodgers as the line didn't allow a sack and provided time for him to complete 30 of 39 passes for 313 yards and two TDs for a 116.7 passer rating...The zero-sack game came against an Eagles defense that entered the contest ranked No. 7 in the league in sacks with 26...Helped the offense register its fourth straight game with 385-plus yards (387), the longest single-season streak by the Packers since 2013 (Weeks 1-5)...Part of an offense that converted 10 of 14 third downs, a 71.4 conversion rate that is the best by an NFL team this season and the best by Green Bay since at Minnesota on Oct. 27, 2013 (13 of 18, 72.2 percent).

► **Vs. Houston (Dec. 4):** Started at RT and played all 58 snaps as part of a line that allowed just one sack of Rodgers on the afternoon...Helped give Rodgers time to complete 20 of 30 passes for 209 yards and two TDs with no INTs for a 108.9 rating, his third straight game with a 100-plus rating.

► **Vs. Seattle (Dec. 11):** Started at RT and played all 59 snaps, helping to protect Rodgers as he completed 18 of 23 passes for 246 yards and three TDs with no INTs for a 150.8 passer rating, the fourth-highest rating of his career...Part of a line that allowed just one sack, the third straight game with either one or zero sacks allowed, Green Bay's longest streak since a four-game stretch to end the 2014 season.

#### **42 Morgan Burnett, S, 7th Year, Georgia Tech**

• Has started 91 games (including playoffs) between the two safety positions since the start of 2011. Ranks No. 2 among Packers with seven forced fumbles since 2011 (Clay Matthews, nine).

• Despite missing five games due to a calf injury in 2015, was tied for No. 3 on the team in solo tackles (54) and tied for the team lead with 14 total tackles in the postseason.

• Recorded his fourth straight 100-tackle season in 2014 with a team-high 125 tackles (99 solo).

**2016 SEASON:** Has started all 12 games he has played in at SS and leads the team with 81 tackles (69 solo)...Has posted 12 passes defended (No. 2 on the team), a career-high three sacks, two QB hits and two interceptions...Is tied for No. 1 in sacks among NFL safeties (Giants S Landon Collins) and joins Collins as the only safeties in the NFL with three-plus sacks and two-plus INTs this season...Has added two tackles on special teams...Was inactive in Week 3 (groin).

► **At Jacksonville (Sept. 11):** Started at SS and played all 72 snaps, joining S Ha Ha Clinton-Dix as the only defenders to do so for the Packers...Was tied for the team lead with nine tackles (all solo)...Early in the fourth quarter, lined up on the right side of the line and made an inside move to beat LT Kelvin Beachum on his way to bringing down QB Blake Bortles for an 8-yard sack...Was one of a host of defenders to bring down WR Allen Hurns for a 1-yard loss on fourth-and-1 with 23 seconds remaining to secure the 27-23 victory for Green Bay.

► **At Minnesota (Sept. 18):** Started at SS and played 45 of 58 snaps, missing some time in the second half due to injury...Registered a solo tackle, bringing down RB Matt Asiata for a 1-yard loss on a fourth-quarter run...Added a pass defended, breaking up a QB Sam Bradford pass intended for TE Kyle Rudolph in the first quarter.

► **Vs. Detroit (Sept. 25):** Was inactive due to a groin injury.

► **Vs. N.Y. Giants (Oct. 9):** Started at SS and played all 56 snaps, one of five defensive players to do so for Green Bay...Registered five tackles (all solo) and a pass defended when he came over the top to make a leaping deflection of a QB Eli Manning pass intended for WR Sterling Shepard in the fourth quarter, nearly making the interception on the play.

► **Vs. Dallas (Oct. 16):** Started at SS and was one of two Green Bay defenders to play all 65 snaps (S Ha Ha Clinton-Dix)...Posted eight tackles (six solo) and picked off a QB Dak Prescott pass intended for TE Jason Witten on third down late in the third quarter...Was matched up with Witten in the slot and made the diving interception at the Dallas 16...Led the team with two passes defended, including a breakup of a Prescott pass intended for Witten over the middle with just over two minutes remaining in the first half.

► **Vs. Chicago (Oct. 20):** Started at SS and played all 48 snaps, finishing with seven tackles (two solo) and a pass defended...Made a leaping

deflection of a QB Matt Barkley pass that went into the arms of LB Blake Martinez for an interception at the Chicago 42 late in the fourth quarter.

► **At Atlanta (Oct. 30):** Started at SS and played all 63 snaps, recording nine tackles (all solo) to lead the secondary.

► **Vs. Indianapolis (Nov. 6):** Started at SS and played all 68 snaps, one of three Green Bay defensive players to do so, and registered five tackles (four solo), a sack and a pass defended...Came on a blitz off the right side and got past TE Dwayne Allen to bring down QB Andrew Luck for a 5-yard sack on third down to force an Indianapolis punt early in the fourth quarter.

► **At Tennessee (Nov. 13):** Started at SS and appeared on 57 of 60 snaps...Posted five tackles (four solo) and a sack...Came untouched from the left side to chase down and then trip up QB Marcus Mariota for a 13-yard sack on third down early in the fourth quarter, his career-high third sack of the season.

► **At Washington (Nov. 20):** Started at SS and played all 68 snaps, one of three Green Bay players on defense to do so (Clinton-Dix, LB Joe Thomas)...Posted four tackles (all solo) and a team-high two passes defended...Made a perfectly timed breakup of a QB Kirk Cousins pass intended for TE Vernon Davis over the middle in the first quarter...Added a tackle on special teams.

► **At Philadelphia (Nov. 28):** Started at SS and played all 59 snaps, joining Thomas as the only Green Bay defenders to do so...Posted a team-high 10 tackles (nine solo), including a tackle for a loss, and a pass defended...Saw some action at inside LB in the first half with starters Jake Ryan and Blake Martinez inactive due to injuries and Clay Matthews sidelined for a stretch due to a shoulder injury.

► **Vs. Houston (Dec. 4):** Started at SS and appeared on all 66 defensive plays, joining Clinton-Dix as the only Packers to do so...Led the team with a season-high 11 tackles (all solo) and added two passes defended, a fumble recovery and a QB hit...On Houston's opening drive, scooped up a TE Ryan Griffin fumble that was forced by CB LaDarius Gunter, recovering the ball at the Green Bay 41 and returning it 35 yards to the Houston 24...Came up the middle to put a hit on QB Brock Osweiler in the first quarter as his third-down pass intended for WR DeAndre Hopkins went incomplete.

► **Vs. Seattle (Dec. 11):** Started and played all 71 snaps, finishing with seven tackles (five solo), an interception and a QB hit...Early in the second quarter, ran down the seam with TE Jimmy Graham and made an interception of QB Russell Wilson's pass intended for him over the middle, returning the pick 19 yards to the Seattle 26 to help set up a Green Bay TD...Was matched up with Graham for much of the game and helped limit him to just one catch for 16 yards, tying Graham's season low for receptions...Once again saw time at inside LB in sub-packages...Added a tackle on special teams.

#### **97 Kenny Clark, DT, Rookie, UCLA**

• Earned third-team All-America honors from *The Associated Press* and first-team All-Pacific-12 recognition from the coaches and media as a junior in 2015.

• Was a team co-captain in '15 and recorded career highs in tackles (75), tackles for a loss (11) and sacks (six). Also ranked third on the team with five pass breakups.

• Was named to the watch lists for the Bednarik Award, Nagurski Trophy, Outland Trophy and Lombardi Award in '15.

**2016 SEASON:** Has played in all 13 games with two starts and has registered 32 tackles (13 solo), two tackles for a loss, three QB pressures, a QB hit, a fumble recovery and a pass defended.

► **At Jacksonville (Sept. 11):** Appeared on nine plays on defense and five on special teams in his NFL debut, posting an assisted tackle on defense...Became the youngest player to appear in a season opener for the Packers since Arnie Herber (20 years old) in 1930.

► **At Minnesota (Sept. 18):** Played 38 snaps and was part of a line that helped limit RB Adrian Peterson to just 19 yards on 12 carries (1.6 avg.), tied for the fourth-lowest yardage total of Peterson's career, with a long of 5 yards...Posted his first career pass defended, getting his right hand up to knock down a QB Sam Bradford pass at the line in the fourth quarter.

► **Vs. Detroit (Sept. 25):** Started his first career game, opening in place of an injured DT Letroy Guion, and played a career-high 42 snaps...Registered a career-best five tackles (three solo) and helped limit the Lions

to just 50 yards rushing on 23 carries (2.2 avg.) with a long run of 9 yards.

►**Vs. N.Y. Giants (Oct. 9):** Appeared on 18 plays and recorded the first fumble recovery of his career, scooping up a QB Eli Manning fumble at the New York 33 late in the first half and returning it 2 yards to the 31 after LB Kyler Fackrell knocked the ball out on a sack...The turnover helped set up K Mason Crosby's 44-yard FG as time expired in the first half...Added two tackles (one solo), including a tackle for a loss.

►**Vs. Dallas (Oct. 16):** Started at DE and played 26 snaps, recording three tackles (one solo).

►**Vs. Chicago (Oct. 20):** Registered four tackles (three solo) in just 15 snaps of action, tying for the lead on the defensive line...Blew past G Eric Kush to get into the backfield to bring down RB Kadeem Carey for a 1-yard loss on a run late in the second quarter.

►**At Atlanta (Oct. 30):** Played 25 snaps and recorded an assisted tackle.

►**Vs. Indianapolis (Nov. 6):** Played 22 snaps and posted a QB pressure.

►**At Tennessee (Nov. 13):** Appeared on 22 plays and registered three tackles (one solo).

►**At Washington (Nov. 20):** Played 24 snaps and posted three tackles (all assisted) and a QB hit.

►**At Philadelphia (Nov. 28):** Appeared on 13 plays on defense and posted a QB pressure.

►**Vs. Houston (Dec. 4):** Played seven snaps and registered two tackles (one solo).

►**Vs. Seattle (Dec. 11):** Appeared on 25 plays and matched his career high with five tackles (three solo)...Added a QB pressure.

## **21 Ha Ha Clinton-Dix, S, 3rd Year, Alabama**

• Set career highs with 16 starts, two interceptions and a team-leading 117 tackles (97 solo) in 2015. Also recorded a career-best three sacks, the most by a Green Bay safety in a season since Mark Roman had 3½ in 2004.

• Played in all 16 games in 2014, starting the final 10 (nine at FS, one at SS), the most starts by a Green Bay rookie safety since Nick Collins opened all 16 in 2005.

• Ranked No. 2 on the team in tackles with 95 (73 solo) and was named to the PFWA's All-Rookie team.

**2016 SEASON:** Has started all 13 games at FS and ranks No. 3 on the team with 67 tackles (59 solo)...Is tied for the team lead with a career-high three interceptions, which is also tied for No. 2 in the NFL among safeties behind only Giants S Landon Collins (five)...Has added four tackles for a loss, a half-sack, a QB pressure, a forced fumble and six passes defended...Has added a tackle on special teams.

►**At Jacksonville (Sept. 11):** Started at FS and played all 72 snaps, joining fellow S Morgan Burnett as the only Green Bay defenders to do so...Registered five tackles (four solo), a forced fumble and a pass defended...Drilled WR Allen Robinson near the 5-yard line with just over six minutes remaining in the game to break up a deep pass from QB Blake Bortles...Late in the fourth quarter, delivered a big hit on Robinson on a catch over the middle that forced the ball to pop out, but Robinson recovered the fumble.

►**At Minnesota (Sept. 18):** Started at FS and played all 58 snaps, one of two Green Bay defenders to do so (CB Damarious Randall)...Registered five tackles (three solo).

►**Vs. Detroit (Sept. 25):** Started at FS and appeared on all 68 defensive plays, the only Green Bay player to do so...Posted six tackles (all solo).

►**Vs. N.Y. Giants (Oct. 9):** Started at FS and played all 56 snaps, one of five defensive players to do so for Green Bay...Finished with six tackles (all solo), including a stop of RB Bobby Rainey for a 1-yard loss on a run up the middle in the second quarter.

►**Vs. Dallas (Oct. 16):** Started at FS and played all 65 snaps, joining Burnett as the only Green Bay defenders to do so...Registered a team-high nine tackles (all solo), including a tackle for a loss.

►**Vs. Chicago (Oct. 20):** Started at FS and appeared on all 48 snaps, finishing with three tackles (two solo).

►**At Atlanta (Oct. 30):** Started at FS and played all 63 snaps, recording five tackles (all solo).

►**Vs. Indianapolis (Nov. 6):** Started at FS and played all 68 snaps, recording a career-high two interceptions, four tackles (two solo), a half-

sack and a QB pressure...Came underneath WR Phillip Dorsett to intercept QB Andrew Luck's pass at the Indianapolis 49 on the Colts' first offensive possession, taking the ball across the field for a 20-yard return to the 29...Later in the first quarter, made another interception, picking off Luck's overthrown pass at the Indianapolis 47 intended for TE Jack Doyle near the sideline...Joined CB Al Harris (vs. New Orleans, Oct. 9, 2005) as the only Packers to record two INTs in the first quarter of a game since 1993...In the second quarter, came through untouched on a blitz for a shared 6-yard sack of Luck with LB Nick Perry on a third down to force a punt...Added a tackle on special teams.

►**At Tennessee (Nov. 13):** Started at FS and played all 60 snaps, one of two Packers (LB Joe Thomas) to do so...Led the secondary with seven tackles (six solo), including a tackle for a loss.

►**At Washington (Nov. 20):** Started at FS and appeared on all 68 snaps, joining Burnett and Thomas as the only Green Bay defenders to do so...Posted four tackles (all solo).

►**At Philadelphia (Nov. 28):** Started at FS and played 58 of 59 snaps, posting three tackles (all solo) and his career-high third interception of the season...Early in the third quarter, picked off QB Carson Wentz as he overthrew TE Zach Ertz over the middle, making the INT at the Green Bay 16 and returning it 12 yards to the 28, a turnover that led to a Mason Crosby FG.

►**Vs. Houston (Dec. 4):** Started at FS and appeared on all 66 plays, joining Burnett as the only Green Bay defenders to do so...Posted six tackles (five solo) and a pass defended...Early in the second quarter, helped bring down RB Alfred Blue for no gain on a fourth-and-1 at the Green Bay 49.

►**Vs. Seattle (Dec. 11):** Started at FS and played all 71 snaps, recording four tackles (all solo) and a pass defended.

## **18 Randall Cobb, WR, 6th Year, Kentucky**

• Caught 75-plus passes in three of the past four seasons (2012, 2014-15), tied for No. 2 in the league over that span.

• Started all 16 games in 2014 and posted career highs in catches (91), receiving yards (1,287) and receiving TDs (12) on the way to earning his first career Pro Bowl selection (injury replacement for WR Dez Bryant).

• Became just the fifth player in franchise history to register 90-plus receptions in a season, joining WRs Sterling Sharpe, Robert Brooks, Donald Driver and Jordy Nelson.

• Set a franchise single-season record with a league-high 2,342 combined net yards in 2012, topping the previous team mark of 2,250 yards by RB Ahman Green in 2003.

• With 954 receiving yards and 964 kickoff return yards in 2012, became the first player in NFL history to post 900-plus yards in each category in the same season.

**2016 SEASON:** Has played in 12 games with 10 starts and has made 60 catches for 610 yards (10.2 avg.) and four TDs...Is tied for No. 6 in the NFL with 22 receptions for 280 yards (12.7 avg.) and a TD on third down...Ranks No. 8 in the league in receiving yards on third down...Also has rushed for 33 yards on 10 carries (3.3 avg.) and has four punt returns for 54 yards (13.5 avg.)...Was inactive in Week 8 due to a hamstring injury.

►**At Jacksonville (Sept. 11):** Was tied for the team lead with six receptions for a team-best 57 yards (9.5 avg.)...Early in the third quarter, found an opening in the middle of the field to catch a team-long 32-yard pass from QB Aaron Rodgers, juggling the ball but securing it as he went to the ground at the Jacksonville 31.

►**At Minnesota (Sept. 18):** Caught five passes (tied for the team lead) for 42 yards (8.4 avg.)...Had a critical forced fumble/recovery on Green Bay's opening possession...After WR Davante Adams fumbled the ball after making a catch at the Green Bay 13, Vikings S Andrew Sendejo recovered and returned it to the Green Bay 10, only to have Cobb rip the ball out from him as the Packers took possession again at the 10-yard line.

►**Vs. Detroit (Sept. 25):** Started and played 42 snaps, hauling in a 33-yard pass on Green Bay's opening drive...Came from the slot and got past CB Quandre Diggs to find an opening in the Lions defense, catching the pass from Rodgers and taking it down the sideline to the Detroit 17.

►**Vs. N.Y. Giants (Oct. 9):** Started and led the team with a season-high nine receptions for a season-best 108 yards (12.0 avg.), with six of his catches going for first downs...Had five receptions for 73 yards (14.6 avg.) on third down with all five going for first downs, highlighted by his 13-yard

reception near the sideline on third-and-10 from the Green Bay 35 that gave the Packers a first down and clinched the win...His five third-down catches matched his career high (vs. New England, Nov. 30, 2014) and his 73 receiving yards on third down were a career best.

►**Vs. Dallas (Oct. 16):** Started and caught seven passes for 53 yards (7.6 avg.) and a TD...Was matched up with S Byron Jones in the slot and caught a pass from Rodgers in the flat, taking it 6 yards for the TD midway through the fourth quarter.

►**Vs. Chicago (Oct. 20):** Started and matched his career-high with 11 catches for 95 yards (8.6 avg.) and a TD...Seven of his receptions went for first downs, tied for his second most in a game...Posted back-to-back games with a TD catch for the first time since recording five straight in 2014...Came from the slot to beat CB Cre'Von LeBlanc for a 2-yard TD catch in the fourth quarter, getting both feet down on the sideline for the score...Added 21 rushing yards on five carries (4.2 avg.).

►**At Atlanta (Oct. 30):** Inactive (hamstring), his first game missed due to injury since Week 16 of 2013, snapping a streak of 39 consecutive regular-season games played.

►**Vs. Indianapolis (Nov. 6):** Was limited to just 23 snaps of work due to his hamstring injury, seeing all of his action in the second half...Caught two passes for 14 yards (7.0 avg.), including a 3-yard TD catch with 3:29 to go that narrowed the Colts lead to 31-26...Was matched up with CB Patrick Robinson and freed himself to make the TD grab in the back of the end zone.

►**At Tennessee (Nov. 13):** Started and caught four passes for 31 yards (7.8 avg.) in 54 snaps of action.

►**At Washington (Nov. 20):** Started and played 60 snaps, hauling in three passes for 84 yards (28.0 avg.)...His 28.0-yard receiving average was a career high in games with three-plus catches...Early in the fourth quarter, was lined up in the slot on third-and-12 and beat CB Kendall Fuller over the middle on a slant from Rodgers, eluding a diving tackle attempt from Fuller and then bouncing off of S Donte Whitner at the Green Bay 27 before taking it down the middle of the field for a season-long 47-yard gain to the Washington 37...Also handled punt-return duties, posting a 10-yard return with one fair catch.

►**At Philadelphia (Nov. 28):** Started and played 56 snaps, making six catches for 41 yards (6.8 avg.), with four of the grabs going for first downs.

►**Vs. Houston (Dec. 4):** Started and played 44 snaps, finishing with three catches for 19 yards (6.3 avg.) and a TD...Was lined up in the slot against CB Kareem Jackson, initially running a quick route into the flat before coming across the field to make a diving catch in the end zone from a scrambling Rodgers...Posted two punt returns of 20-plus yards for the first time in his career, recording a 21-yarder in the first quarter to the Green Bay 47 and a 23-yard return to the Green Bay 40 in the second quarter.

►**Vs. Seattle (Dec. 11):** Caught three passes for 33 yards (11.0 avg.), including a 25-yard grab on the first play of the second quarter...Came across the middle and found separation from LB K.J. Wright to make the catch out to the Green Bay 43...Played 33 snaps, leaving the game early in the second quarter due to an ankle injury but later returning.

## **89 Jared Cook, TE, 8th Year, South Carolina**

- Signed with the Packers as a free agent in March 2016 after spending three seasons with the St. Louis Rams (2013-15) and four with the Tennessee Titans (2009-12).

- Posted at least 35 receptions each season from 2011-15, one of only five active tight ends in the NFL to do so (Antonio Gates, Jimmy Graham, Rob Gronkowski, Greg Olsen).

- Ranks No. 3 among NFL tight ends with a 13.0-yard receiving average since 2011, trailing only Gronkowski (15.3 avg.) and Brent Celek (13.0 avg.) over that span.

- Made 32 catches of 25-plus yards since '11, which was tied for No. 3 in the league among TEs over that time period behind only Gronkowski (49) and Graham (41).

**2016 SEASON:** Has played in seven games with five starts and has caught 17 passes for 199 yards (11.7 avg.) and a TD...Missed six games (Weeks 5-10) due to an ankle injury.

►**At Jacksonville (Sept. 11):** Started in his Green Bay debut, seeing action on 33 plays with one catch for 7 yards...Drew a critical 30-yard pass-interference penalty on S Johnathan Cyprien late in the first half that helped set up QB Aaron Rodgers' 29-yard TD pass to WR Davante Adams.

►**At Minnesota (Sept. 18):** Started and played 46 snaps, finishing with four catches for 31 yards (7.8 avg.)...Recovered an Aaron Rodgers fumble midway through the third quarter on a scramble, retaining possession for Green Bay at Minnesota's 22-yard line.

►**Vs. Detroit (Sept. 25):** Caught a 15-yard pass on Green Bay's opening drive, converting a third-and-5 on a slant to the Green Bay 45 after being split out wide to the right against S Tavon Wilson...Was limited to just 14 snaps on the day after he sustained an ankle injury in the second quarter and did not return.

►**Vs. N.Y. Giants (Oct. 9) - At Tennessee (Nov. 13):** Inactive (ankle).

►**At Washington (Nov. 20):** Returned to the field for the first time since Week 3, starting and playing 43 snaps on his way to a team-high 106 yards and a TD on six receptions (17.5 avg.)...Midway through the third quarter, was split out wide to the right on third down against S Donte Whitner, beating him down the sideline to make an over-the-shoulder catch and take it to the Washington 44 for a 47-yard gain...Later in the third quarter, got past S Duke Ihenacho to make a diving 29-yard grab on third down to the Washington 38, helping set up a 31-yard TD pass from Rodgers to RB James Starks three plays later...Got in the end zone himself for the first time as a Packer in the fourth quarter when he caught a 6-yard slant against S Will Blackmon...Joined Benjamin Watson as the only tight ends in NFL history to register a 100-yard receiving game with three different franchises (Tennessee, 2011; St. Louis, 2013).

►**At Philadelphia (Nov. 28):** Appeared on 33 plays and had one catch for 7 yards, converting a third-and-4 on Green Bay's opening drive, one that was capped off with a Rodgers-to-Adams TD pass.

►**Vs. Houston (Dec. 4):** Started and played 29 snaps, finishing with three catches for 19 yards (6.3 avg.)...Two of the receptions went for first downs, a 10-yard grab on third-and-7 in the first quarter and another 10-yarder on third-and-8 late in the third quarter on the go-ahead drive.

►**Vs. Seattle (Dec. 11):** Started, but was limited to just 16 snaps after sustaining a chest injury late in the first half...Had a 15-yard catch in the second quarter to the Seattle 8 to help set up RB Ty Montgomery's 1-yard TD run two plays later...Was split out wide to the left against DB DeShawn Shad and beat him on a slant for the 15-yard gain over the middle... On the next series, had a key downfield block on S Kam Chancellor on Montgomery's 24-yard reception down to the Seattle 9.

## **2 Mason Crosby, K, 10th Year, Colorado**

- With 1,242 career points, ranks No. 1 on the all-time franchise scoring list, having surpassed K Ryan Longwell (1,054) last season vs. Seattle in Week 2.

- Ranks No. 2 in NFL history for the most points by a player in his first nine seasons (1,145, 2007-15), trailing only Patriots K Stephen Gostkowski (1,179, 2006-2014).

- Is one of only three players in league history to register three or more 140-point seasons (Gostkowski, David Akers).

- Has registered a franchise-record nine consecutive 100-point seasons, the longest active streak in the NFL.

- Has kicked the seven longest field goals in franchise history (58-yarder in 2011, two 57-yarders in 2013, 56-yarders in 2010, 2011 and 2015, 55-yarder in 2014).

**2016 SEASON:** Has played in all 13 games and has scored 97 points, connecting on 21 of 25 field goals and 34 of 36 extra points...Has 37 touchbacks on 69 kickoffs (53.6 percent)...Has added a tackle on special teams.

►**At Jacksonville (Sept. 11):** Connected on both of his field-goal attempts (25, 20 yards) and all three extra points...Registered four touchbacks on six kickoffs.

►**At Minnesota (Sept. 18):** Did not have any field-goal attempts, but made both of his extra points...Posted one touchback on three kickoffs.

►**Vs. Detroit (Sept. 25):** Made both of his field-goal attempts (36, 46) and all four extra points for 10 points on the afternoon...Registered three



touchbacks on his seven kickoffs.

►**Vs. N.Y. Giants (Oct. 9):** Registered a season-high 11 points, connecting on all three of his field-goal attempts (44, 33, 25 yards) and both extra points.

►**Vs. Dallas (Oct. 16):** Made all three of his FG attempts for the second straight game, connecting on kicks of 37, 43 and 34 yards...Posted touchbacks on three of his four kickoffs.

►**Vs. Chicago (Oct. 20):** Connected on 2 of 3 field goals (40-yard kick blocked) and 2 of 3 extra points, with his fourth-quarter miss snapping a streak of 57 consecutive extra points made without a miss...Had four touchbacks on six kickoffs.

►**At Atlanta (Oct. 30):** Made his lone field-goal attempt of the afternoon, a 29-yarder as time expired in the first half, and all three of his extra points...Went over the 1,200-point mark for his career, becoming the 41st player in NFL history to do so...Posted four touchbacks on five kickoffs.

►**Vs. Indianapolis (Nov. 6):** Made 2 of 3 field goals and posted four touchbacks on six kickoffs.

►**At Tennessee (Nov. 13):** Made both of his field-goal attempts (29, 38 yards) and registered four touchbacks on five kickoffs.

►**At Washington (Nov. 20):** Made 1 of 2 field goals (36-yarder wide left) and three extra points...Recorded three touchbacks on five kickoffs.

►**At Philadelphia (Nov. 28):** Connected on both of his FG attempts (33 and 32 yards) and all three extra points...Posted three touchbacks on six kickoffs.

►**Vs. Houston (Dec. 4):** Did not attempt any field goals, but made all three extra points.

►**Vs. Seattle (Dec. 11):** Made one of two field goals, connecting on a 38-yarder (wide right on kick from 51 yards)...Was successful on all five of his extra points and posted two touchbacks on seven kickoffs...Added a tackle on kickoff coverage.

### **76 Mike Daniels, DT, 5th Year, Iowa**

• Named an alternate for the Pro Bowl for the first time in his career in 2015 after starting all 16 games and leading the defensive line with 66 tackles (40 solo), four sacks, an interception, a forced fumble and two passes defensed. Finished No. 3 on the team in QB hits (12) and No. 2 in pressures (22).

• Started all 16 games for the first time in his career in 2014 and registered a career-high 69 tackles. Led the team in both QB hits (19) and pressures (22).

• Emerged as a force in his second season in 2013, tying for sixth in the NFL among DTs with 6½ sacks, the most in a season by a Green Bay defensive lineman since NT B.J. Raji posted the same total in 2010.

**2016 SEASON:** Has started all 13 games and has registered 35 tackles (22 solo), three sacks, 14 QB hits (No. 1 on the team) and 14 pressures (No. 2 on the team)...Is tied for No. 2 on the team with eight tackles for a loss...Part of a run defense that ranks No. 9 in the league in rushing yards allowed per game (96.2), No. 11 in yards allowed per carry (3.96 avg.) and tied for No. 7 in runs of 10-plus yards allowed (30).

►**At Jacksonville (Sept. 11):** Started and played 43 snaps, posting two tackles (one solo), a QB pressure and a QB hit...Early in the second quarter, brought down RB T.J. Yeldon for a 2-yard loss on a run up the middle... Helped limit the Jaguars to just 48 yards rushing on 26 carries (1.8 avg.), the first time they had rushed for 48 or fewer yards on 25-plus attempts since Nov. 14, 1999 (vs. Baltimore, 47 yards on 26 attempts).

►**At Minnesota (Sept. 18):** Started and appeared on 42 of 58 plays, finishing with five tackles (four solo), a sack and four QB hits...In the first quarter, walked back G Brandon Fusco to bring down QB Sam Bradford for a 9-yard sack...Later in the first quarter, stopped RB Adrian Peterson for a 1-yard loss on a run up the middle...Helped limit Peterson to just 19 yards on 12 carries (1.6 avg.), tied for the fourth-lowest yardage total of Peterson's career, with a long of 5 yards.

►**Vs. Detroit (Sept. 25):** Started and played 46 snaps, helping to limit the Lions to just 50 yards rushing on 23 carries (2.2 avg.)...Posted a solo tackle, when he drove back G Larry Warford and stopped RB Dwayne Washington for a 1-yard loss on a third-and-goal from the 1 early in the third quarter...Led the team with two QB hits.

►**Vs. N.Y. Giants (Oct. 9):** Started and appeared on 32 plays, finishing with two tackles (one solo) and a pass defensed...Deflected a QB Eli

Manning pass intended for WR Odell Beckham Jr. over the middle midway through the second quarter...Helped limit the Giants to just 43 yards rushing on 15 carries (2.9 avg.), bringing Green Bay's four-game total to just 171 rushing yards allowed, the second-fewest allowed by an NFL team in the first four games of a season since individual stats began to be recorded in 1933 behind only the 157 yards allowed by the 1995 San Francisco 49ers.

►**Vs. Dallas (Oct. 16):** Started and played 48 snaps, recording two tackles (one solo) and a QB pressure.

►**Vs. Chicago (Oct. 20):** Started and appeared on 22 plays, tying for the lead on the defensive line with four tackles (two solo)...Added a QB hit.

►**At Atlanta (Oct. 30):** Started and played 38 snaps, recording a sack and a team-high two QB hits...Walked back G Andy Levitre to get to QB Matt Ryan for a 9-yard sack early in the fourth quarter.

►**Vs. Indianapolis (Nov. 6):** Started and played 41 snaps, recording three tackles (two solo), two pressures and two QB hits...Helped to limit the Colts to 85 rushing yards on 28 carries (3.0 avg.)...Walked back G Jonothan Harrison to put a hit on QB Andrew Luck and help force an interception by S Ha Ha Clinton-Dix on the Colts' first offensive series, giving Green Bay the ball at the Indianapolis 29 after a 20-yard return by Clinton-Dix.

►**At Tennessee (Nov. 13):** Started and played 32 snaps, finishing with two tackles (both assisted).

►**At Washington (Nov. 20):** Started and appeared on 44 plays...Led the defensive line with six tackles (three solo) and a QB hit...Shed a block from G Brandon Scherff to drill RB Robert Kelley in the backfield for a 3-yard loss late in the first half.

►**At Philadelphia (Nov. 28):** Started and played 38 snaps, finishing with two tackles (both solo) and a sack...Late in the first half, came up the middle to get to QB Carson Wentz for a 14-yard sack.

►**Vs. Houston (Dec. 4):** Started and appeared on 45 plays, recording a solo tackle, three pressures and one QB hit.

►**Vs. Seattle (Dec. 11):** Started and played 49 snaps, finishing with four tackles (three solo), a team-high three QB pressures and one QB hit.

### **11 Trevor Davis, WR, Rookie, California**

• In two seasons at Cal, totaled 2,300 all-purpose yards, registering 1,071 yards receiving and seven touchdown catches on 64 receptions (16.7 avg.), 1,110 yards and two touchdowns on 45 kick returns (24.7 avg.), and 115 yards on 14 punt returns (8.2 avg.).

• In 2015, set career highs in games played (13), starts (nine), all-purpose yards (team-high 1,407), kickoff returns (32), kickoff-return yards (team-best 686), receptions (40), receiving yards (672) and yards per reception (16.8 avg., No. 2 on the team).

• As a junior, earned first-team All-Pacific-12 honors at kick returner from *Phil Steele's College Football* after ranking No. 2 nationally and leading the Pac-12 by averaging 32.6 yards per kickoff return, a school record.

**2016 SEASON:** Has played in nine games, seeing time on offense and special teams...Has three catches for 24 yards (8.0 avg.) and a TD, nine punt returns for 115 yards (12.8 avg.) with 11 fair catches, and three kickoff returns for 64 yards (21.3 avg.)...Has been inactive for three games (one due to injury, two as healthy scratch).

►**At Jacksonville (Sept. 11):** Inactive (shoulder).

►**At Minnesota (Sept. 18):** Made his NFL debut, seeing limited action on offense and special teams...Played five snaps on offense and handled punt-return duties late in the game (one fair catch, no returns).

►**Vs. Detroit (Sept. 25):** Played 12 snaps on offense and nine on special teams, returning one punt for 1 yard and drawing a 66-yard pass-interference penalty early in the second quarter...Got past CB Nevin Lawson deep down the middle of the field before being tripped up by him inside the 5-yard line as QB Aaron Rodgers rolled to his left and threw the deep pass to him...The penalty gave Green Bay the ball at the Detroit 2, and Rodgers found TE Richard Rodgers on the next play for a 2-yard TD pass.

►**Vs. N.Y. Giants (Oct. 9):** Had a 3-yard punt return along with two fair catches...Played seven snaps on offense.

►**Vs. Dallas (Oct. 16):** Posted a career-long 25-yard punt return late in the second quarter, the longest punt return of the season for the Packers, as he took the return out to the Green Bay 46...Also played 12 snaps on offense.

►**Vs. Chicago (Oct. 20):** Had one punt return for 6 yards along with four fair catches...Also played seven snaps on offense.

►**At Atlanta (Oct. 30):** Saw the most significant action of his career to date on offense and delivered three catches for 24 yards (8.0 avg.) and a TD...With just over 4:30 remaining in the first half, posted his first career TD catch when he hauled in a 9-yard pass from a scrambling QB Aaron Rodgers, getting both feet in bounds near the front pylon with CB Brian Poole blanketing him in coverage...Teamed up with WR Geronimo Allison as they became the first Green Bay rookie duo to both catch a TD pass in the same game since Joe Johnson and Max McGee on Dec. 12, 1954, at the Los Angeles Rams...Also returned two punts for 60 yards (30.0 avg.), highlighted by his 55-yard return down the sideline in the second quarter to the Atlanta 15 that set up his own TD catch four plays later...His punt return was the longest by a Packer since DB Micah Hyde's 55-yarder for a TD vs. Detroit on Dec. 28, 2014.

►**Vs. Indianapolis (Nov. 6):** Posted the first kickoff returns of his career, returning three kicks for 64 yards (21.3 avg.)...Also had an 8-yard punt return.

►**At Tennessee (Nov. 13):** Had two punt returns for 12 yards (6.0 avg.).

►**At Washington (Nov. 20):** Played two snaps on special teams.

►**At Philadelphia (Nov. 28):** Appeared on one play on special teams.

►**Vs. Houston (Dec. 4):** Inactive (healthy scratch).

►**Vs. Seattle (Dec. 11):** Inactive (healthy scratch).

## **20 Makinton Dorleant, CB, Rookie, Northern Iowa**

- Was signed by Green Bay as an undrafted free agent on May 6, 2016.
- Played three seasons at Northern Iowa after spending two years at the University of Maryland.
- Started 39 of 40 games played at UNI and posted 138 tackles (104 solo), two interceptions, six forced fumbles, two fumble recoveries and 30 passes defensed.

**2016 SEASON:** Has played in one game and has been inactive for another...Was on injured reserve for the first 11 games of the season...Was activated from injured reserve; designated for return on Dec. 3.

►**Vs. Houston (Dec. 4):** Inactive (healthy scratch).

►**Vs. Seattle (Dec. 11):** Made his NFL debut, appearing on five plays on special teams.

## **91 Jayrone Elliott, LB, 3rd Year, Toledo**

- Set career highs in games played (14), tackles (17), solo tackles (14), interceptions (one), passes defensed (two), forced fumbles (one) and sacks (three) in 2015. Ranked No. 3 on the team with a career-best 11 special teams tackles.

• After making the 53-man roster, played in 13 regular-season games and both postseason contests as a rookie in 2014, contributing primarily on special teams.

• Finished the season with 15 special teams tackles in '14, No. 1 among Packers rookies and No. 2 on the team behind S Sean Richardson (17).

**2016 SEASON:** Has played in 10 games and has posted 13 tackles (10 solo), a sack, five tackles for a loss and three QB pressures...Leads the team with 10 tackles on special teams...Was sidelined for Weeks 1-2 due to a hamstring injury and was inactive in Week 11 (healthy scratch).

►**At Jacksonville (Sept. 11):** Inactive (hamstring).

►**At Minnesota (Sept. 18):** Inactive (hamstring).

►**Vs. Detroit (Sept. 25):** Played 28 snaps on defense and 14 on special teams in his season debut...Brought down WR Golden Tate for an 8-yard loss on an end-around midway through the second quarter, avoiding a block attempt from FB Michael Burton to tackle Tate in the backfield...Finished with two tackles (both solo) and a QB pressure and added two tackles on special teams, which was tied for the team lead.

►**Vs. N.Y. Giants (Oct. 9):** Appeared on 20 plays on special teams and tied for the team lead with two tackles for the second straight games...Also played seven snaps on defense.

►**Vs. Dallas (Oct. 16):** Played nine snaps on defense and 11 on special teams...Registered two assisted tackles on defense.

►**Vs. Chicago (Oct. 20):** Appeared on 15 plays on special teams and four on defense.

►**At Atlanta (Oct. 30):** Played 14 snaps on defense and 12 on special teams, pacing the team with two tackles on special teams...Added a solo tackle on defense.

►**Vs. Indianapolis (Nov. 6):** Appeared on 20 plays on special teams.

►**At Tennessee (Nov. 13):** Played 22 snaps on defense and posted two solo tackles and a QB pressure...Came from the left side and tripped up RB Derrick Henry in the backfield for a 2-yard loss late in the first quarter...Had another tackle for a loss when he came off the right side to bring down RB DeMarco Murray for a 2-yard loss on a fourth-quarter run...Added a tackle on special teams.

►**At Washington (Nov. 20):** Inactive (healthy scratch).

►**At Philadelphia (Nov. 28):** Registered a tackle on special teams and a solo tackle on defense.

►**Vs. Houston (Dec. 4):** Played 24 snaps on defense and 18 on special teams...After the Packers scored to go up, 14-7, tripped up RB Akeem Hunt on the ensuing kickoff return at the Houston 15...Finished with a team-high two tackles on special teams.

►**Vs. Seattle (Dec. 11):** Played 20 snaps on defense and a team-high 20 on special teams, recording a career-high five tackles (four solo), a sack and a QB pressure on defense...On Seattle's opening drive, knifed past G Rees Odhiambo to bring down RB Thomas Rawls for a 1-yard loss on third-and-1 along with LB Jake Ryan as the Packers forced Seattle to settle for a FG...Early in the fourth quarter, blew by T George Fant to bring down QB Russell Wilson for an 8-yard sack.

## **25 Marwin Evans, S, Rookie, Utah State**

- Was one of five rookie free agents to make Green Bay's Week 1 roster.
- Started 13 of 27 games played at Utah State, totaling 83 tackles (36 solo), including 10 for a loss, two sacks, an interception for a 90-yard touchdown return, five pass breakups and three forced fumbles.
- Started all 13 games played as a senior in 2015, recording career highs in tackles (73), solo tackles (33), tackles for a loss (10), sacks (two), interceptions (one), pass breakups (five) and forced fumbles (two).

**2016 SEASON:** Has played in all 13 games, seeing time primarily on special teams, and ranks No. 4 on the team with five tackles.

►**At Jacksonville (Sept. 11):** Played six snaps on special teams in his NFL debut.

►**At Minnesota (Sept. 18):** Appeared on three plays on special teams...Made his first career tackle on special teams, bringing down WR Cordarrelle Patterson at the Minnesota 23 on a first-quarter kickoff return.

►**Vs. Detroit (Sept. 25):** Played 10 snaps on special teams and was tied for the team lead with a career-high two tackles.

►**Vs. N.Y. Giants (Oct. 9):** Appeared on 10 plays on special teams.

►**Vs. Dallas (Oct. 16):** Played 14 snaps on special teams.

►**Vs. Chicago (Oct. 20):** Appeared on 14 plays on special teams and registered a tackle.

►**At Atlanta (Oct. 30):** Played 14 snaps on special teams.

►**Vs. Indianapolis (Nov. 6):** Played 22 snaps on special teams and two on defense, the first action of his NFL career on defense.

►**At Tennessee (Nov. 13):** Played 20 snaps on special teams and two on defense.

►**At Washington (Nov. 20):** Appeared on 16 plays on special teams.

►**At Philadelphia (Nov. 28):** Played 12 snaps on special teams, posting a tackle when he brought down RB Kenjon Barner at the Philadelphia 14 on a second-quarter kickoff return.

►**Vs. Houston (Dec. 4):** Appeared on 12 plays on special teams.

►**Vs. Seattle (Dec. 11):** Played 14 snaps on special teams.

## **51 Kyler Fackrell, LB, Rookie, Utah State**

- Was named first-team All-Mountain West as a senior in 2015 after ranking first in the nation with five fumble recoveries and posting a school-record 12 QB hurries.

• Ranked second on the Aggies with 82 tackles in '15, including a team-high 15 tackles for a loss, along with four sacks and two forced fumbles.

• Became one of just 15 players in school history to earn first-team or second-team all-conference recognition three times during his career (2012-13, 2015).

**2016 SEASON:** Has played in nine games, seeing time on defense and

special teams...Has recorded nine tackles (all solo), two sacks, six QB pressures, a QB hit and a pass defended...Is tied for No. 2 on the team with seven tackles on special teams...Has been inactive for three games (Weeks 12-14) due to a hamstring injury.

►**At Jacksonville (Sept. 11):** Played 18 snaps on special teams, which was tied for the team high, and seven on defense in his NFL debut... Posted a tackle on special teams, bringing down RB Corey Grant at the Jacksonville 18 on the opening kickoff of the game.

►**At Minnesota (Sept. 18):** Appeared on seven defensive plays and 19 on special teams...Posted a solo tackle and a QB pressure.

►**Vs. Detroit (Sept. 25):** Saw increased action with LB Clay Matthews (foot/hamstring) and DE/LB Datone Jones (knee) sidelined, appearing on a career-high 37 plays on defense...Posted his first career sack, beating LT Taylor Decker in the fourth quarter to wrap up QB Matthew Stafford for a 9-yard loss...Also played 22 snaps on special teams and made a tackle.

►**Vs. N.Y. Giants (Oct. 9):** Posted a sack for the second straight game, beating RT Bobby Hart to get to QB Eli Manning for a 6-yard loss late in the first half, also forcing the first fumble of his career on the sack, one that DT Kenny Clark recovered at the New York 33 and returned 2 yards to help set up a Mason Crosby FG as time expired in the first half...Finished with three tackles (all slo), two pressures and one QB hit...Also played 21 snaps on special teams (tied for the team lead) and tied for the team lead with two tackles, both coming on kickoff coverage.

►**Vs. Dallas (Oct. 16):** Played 15 snaps on special teams and seven on defense...Wrapped up WR Lucky Whitehead at the Dallas 24 on a kickoff return early in the second quarter.

►**Vs. Chicago (Oct. 20):** Appeared on 10 defensive plays, recording a QB pressure, and 16 plays on special teams.

►**At Atlanta (Oct. 30):** Played 19 snaps on defense and a team-high 22 on special teams...Registered a QB pressure.

►**Vs. Indianapolis (Nov. 6):** Appeared on 14 plays and posted three tackles (all solo), a QB pressure and a pass defended.

►**At Tennessee (Nov. 13):** Played 29 snaps on defense and a team-high 31 on special teams...Recorded a solo tackle on defense.

►**At Washington (Nov. 20):** Played 22 snaps on special teams and two on defense...Led the team with two tackles on special teams, with one coming on kickoff coverage and the other on punt coverage.

►**At Philadelphia (Nov. 28):** Inactive due to a hamstring injury that he sustained at the tail end of the Washington game.

►**Vs. Houston (Dec. 4):** Inactive (hamstring).

►**Vs. Seattle (Dec. 11):** Inactive (hamstring).

### **61 Brett Goode, LS, 9th Year, Arkansas**

• Has appeared in 139 regular-season games and 11 playoff contests since joining the club in 2008, having recorded 12 coverage tackles and a fumble recovery in his eight-plus seasons, including a career-best five tackles in 2010.

• Has snapped for all seven of the longest field goals in franchise history (all by K Mason Crosby).

**2016 SEASON:** Has handled all snapping duties in the first 12 games.

►**At Jacksonville (Sept. 11):** Handled snapping duties for all punts and placements.

►**At Minnesota (Sept. 18):** Snapped for P Jake Schum's five punts and K Mason Crosby's two extra points.

►**Vs. Detroit (Sept. 25):** Handled snapping duties for Crosby's two FGs and four extra points and Schum's two punts.

►**Vs. N.Y. Giants (Oct. 9):** Snapped for Crosby's three FGs and two extra points and Schum's four punts.

►**Vs. Dallas (Oct. 16):** Got down the field to down Schum's 47-yard punt at the Dallas 3 late in the first half...Snapped for Crosby's three FGs and one extra point and Schum's one punt.

►**Vs. Chicago (Oct. 20):** Snapped for all punts and placements.

►**At Atlanta (Oct. 30):** Snapped for Crosby's one FG and three extra points and Schum's three punts.

►**Vs. Indianapolis (Nov. 6):** Snapped for all placements and Schum's four punts as he registered a career-high net average (min. four punts) of 47.5 yards on four punts with a 48.3-yard gross average.

►**At Tennessee (Nov. 13):** Snapped for Schum as he registered a

career-best gross average (min. four punts) of 50.5 yards on his four punts.

►**At Washington (Nov. 20):** Snapped for Schum's three punts (46.0-yard gross, 43.3-yard net) and Crosby's FG and three extra points.

►**At Philadelphia (Nov. 28):** Got down the field to down Schum's 43-yard punt at the Philadelphia 1-yard line late in the first half.

►**Vs. Houston (Dec. 4):** Snapped for Schum's five punts and Crosby's three extra points.

►**Vs. Seattle (Dec. 11):** Handled snapping duties for all punts and placements in what was his 150th career game (including playoffs).

### **39 Demetri Goodson, CB, 3rd Year, Baylor**

• Played in 14 games and both postseason contests in his second season in 2015, seeing time on defense and special teams. Recorded nine special teams tackles during the regular season, tied for No. 4 on the team, and was tied for the team lead with three tackles in the playoffs..

• Registered six special teams tackles in '14, No. 2 on the team among rookies behind only LB Jayrone Elliott.

**2016 SEASON:** Played in six games with three starts and recorded 14 tackles (11 solo) and two passes defended...Was placed on injured reserve (knee) on Dec. 3...Was on reserve/suspended for the first four games of the season and was inactive in Week 12 (knee).

►**Vs. Dallas (Oct. 16):** Saw significant action in his season debut because of injuries to CBs Sam Shields, Damarious Randall and Quinten Rollins, appearing on 36 plays...Recorded two tackles (both solo) and a pass defended.

►**Vs. Chicago (Oct. 20):** Started the first game of his NFL career, opening at LCB in place of an injured Damarious Randall (groin) and appearing on all 48 snaps...Registered five tackles (three solo).

►**At Atlanta (Oct. 30):** Started at LCB for the second straight week, appearing on 61 of 63 snaps and posting a career-high six tackles (five solo) and a pass defended...On Atlanta's opening drive, came up to drill TE Austin Hooper 3 yards short of the first-down marker on third down to force a Falcons FG...In the second quarter, got a hand in to break up Ryan's pass intended for WR Aldrick Robinson.

►**Vs. Indianapolis (Nov. 6):** Appeared on 14 plays on special teams.

►**At Tennessee (Nov. 13):** Played 27 snaps on defense and 22 on special teams, recording a solo tackle on defense.

►**At Washington (Nov. 20):** Started at LCB and played 10 snaps, but sustained a knee injury covering a punt midway through the second quarter and did not return.

►**At Philadelphia (Nov. 28):** Inactive (knee).

### **98 Letroy Guion, DT, 9th Year, Florida State**

• Saw action in 13 games with four starts (three at DE, one at NT) in 2015 and also appeared in both postseason contests.

• Finished No. 2 on the defensive line in tackles (41) behind DT Mike Daniels (66) and registered multiple tackles in 10 of 13 regular-season games played, as well as both playoff games.

• Started all 16 games for the first time in his career in his first season in Green Bay in 2014.

• Registered a career-high 62 tackles (31 solo), a career-best 3½ sacks, a forced fumble, a pass defended, 10 QB hits and 13 pressures in '14. Ranked second on the defensive line in tackles behind only Daniels (69).

**2016 SEASON:** Has started all 12 games he has played in and has registered 40 tackles (19 solo), including eight for a loss, a QB hit and a QB pressure...Leads the defensive line in tackles and is tied for No. 2 on the team in tackles for a loss...Was sidelined in Week 3 (knee)...Part of a run defense that ranks No. 9 in the league in rushing yards allowed per game (96.2), No. 10 in yards allowed per carry (3.96 avg.) and tied for No. 7 in runs of 10-plus yards allowed (30).

►**At Jacksonville (Sept. 11):** Started and played 39 snaps, recording four tackles (two solo), including two tackles for a loss...Brought down RB T.J. Yeldon for a 2-yard loss on a first-quarter run and then stopped him again for a 2-yard loss on a run on the same drive...Helped limit the Jaguars to just 48 yards rushing on 26 carries (1.8 avg.), the first time they had rushed for 48 or fewer yards on 25-plus attempts since Nov. 14, 1999 (vs. Baltimore, 47 yards on 26 attempts).

► **At Minnesota (Sept. 18):** Started, but was limited to just eight snaps of action after injuring his knee in the second quarter...Finished with two tackles (both solo), including one where he blew past C Joe Berger to bring down RB Adrian Peterson for a 4-yard loss on a run early in the second quarter.

► **Vs. Detroit (Sept. 25):** Inactive (knee), his first game missed due to injury as a member of the Packers.

► **Vs. N.Y. Giants (Oct. 9):** Started and played 28 snaps, finishing with two assisted tackles and a pass defended...Batted down a QB Eli Manning pass on New York's opening drive...Helped limit the Giants to just 43 yards rushing on 15 carries (2.9 avg.), bringing Green Bay's four-game total to just 171 rushing yards allowed, the second-fewest allowed by an NFL team in the first four games of a season since individual stats began to be recorded in 1933 behind only the 157 yards allowed by the 1995 San Francisco 49ers.

► **Vs. Dallas (Oct. 16):** Started and appeared on 38 plays, recording two tackles (one solo) and a QB hit.

► **Vs. Chicago (Oct. 20):** Started and played 16 snaps, posting two tackles (one solo).

► **At Atlanta (Oct. 30):** Started and played 25 snaps, leading the defensive line with four tackles (two solo), including a tackle for a loss...Stopped RB Terron Ward for a 1-yard loss on a second-quarter run.

► **Vs. Indianapolis (Nov. 6):** Started and played 35 snaps, helping to limit the Colts to 85 rushing yards on 28 carries (3.0 avg.)...Finished with three tackles (two solo).

► **At Tennessee (Nov. 13):** Started and posted two assisted tackles in 22 snaps of action.

► **At Washington (Nov. 20):** Started and played 36 snaps, finishing with four tackles (one solo).

► **At Philadelphia (Nov. 28):** Started and appeared on 32 plays, recording six tackles (three solo), including a tackle for a loss, and a QB pressure...Spun away from C Jason Kelce to bring down RB Wendell Smallwood for a 2-yard loss on a second-quarter run.

► **Vs. Houston (Dec. 4):** Started and played 36 snaps, recording six tackles (three solo), including a team-high three tackles for a loss...Shed a block from G Jeff Allen to bring down RB Alfred Blue for a 3-yard loss on a first-quarter run...Early in the fourth quarter, tackled Blue for a 9-yard loss after QB Brock Osweiler was pressured by LB Jake Ryan and dumped the ball off in the flat to Blue.

► **Vs. Seattle (Dec. 11):** Started and played 29 snaps, posting three tackles (two solo) and two QB hits.

### **36 LaDarius Gunter, CB, 2nd Year, Miami**

• One of two rookie free agents to make Green Bay's opening-day roster in 2015.

• Saw action in eight games as a rookie, recording two tackles on special teams.

• Appeared in one postseason contest, playing 31 snaps on defense and 13 on special teams due to an injury to CB Quinten Rollins.

**2016 SEASON:** Has played in all 13 games with 12 starts and has posted 50 tackles (41 solo), a tackle for a loss, a team-high 13 passes defended and two forced fumbles.

► **At Jacksonville (Sept. 11):** Played 24 snaps on defense, registering two tackles (one solo).

► **At Minnesota (Sept. 18):** Made his first NFL start, opening at RCB in place of an injured Sam Shields (concussion)...Played 35 snaps and posted five tackles (all solo) and a forced fumble...The forced fumble came early in the second quarter when he punched the ball out from WR Adam Thielen after he made a catch over the middle on third down, a fumble that Thielen recovered.

► **Vs. Detroit (Sept. 25):** Started for the second straight week at RCB in place of an injured Shields, appearing on 63 of 68 defensive plays and recording three tackles (all solo) and a pass defended...Came up to drill RB Theo Riddick on a first-quarter screen pass for a loss of 3 yards...Broke up a deep pass from QB Matthew Stafford to WR Marvin Jones in the second quarter, nearly making a leaping interception in the end zone.

► **Vs. N.Y. Giants (Oct. 9):** Started at RCB for the third straight contest in place of Shields, one of five defensive players to play all 56 snaps...

Helped limit the Giants' top three WRs (Odell Beckham Jr., Sterling Shepard and Victor Cruz) to a combined seven catches for 70 yards (10.0 avg.) and a TD...Recorded an assisted tackle and a pass defended.

► **Vs. Dallas (Oct. 16):** Started at RCB for the fourth straight game, appearing on 64 of 65 snaps, and registered four tackles (two solo).

► **Vs. Chicago (Oct. 20):** Started at RCB and played all 48 snaps, finishing with three tackles (all solo) and a team-high two passes defended...Helped limit WR Alshon Jeffery to just three receptions for 33 yards (11.0 avg.) on the evening.

► **At Atlanta (Oct. 30):** Started in the slot and played 60 of 63 snaps, matching up with WR Julio Jones for much of the afternoon and helping to limit him to just three receptions for 29 yards (9.7 avg.)...Posted five tackles (all solo) and a team-high two passes defended...On Atlanta's final drive, jumped a route to nearly pick off QB Matt Ryan's pass for WR Mohamed Sanu, breaking up the pass near midfield...Later on the drive, broke up a pass down the middle to Jones.

► **Vs. Indianapolis (Nov. 6):** Started at RCB and played all 68 snaps, one of three Green Bay defenders to do so, and registered seven tackles (all solo).

► **At Tennessee (Nov. 13):** Started at RCB and played 54 of 60 snaps...Recorded three tackles (two solo) and a pass defended...Early in the fourth quarter, broke up a deep pass down the left sideline from QB Marcus Mariota intended for WR Tajae Sharpe.

► **At Washington (Nov. 20):** Opened at RCB and played 66 of 68 snaps, recording a career-best eight tackles (six solo) and a pass defended...Broke up a pass from QB Kirk Cousins intended for WR Pierre Garcon with just under five minutes remaining in the fourth quarter.

► **At Philadelphia (Nov. 28):** Started at RCB and posted four tackles (all solo) and a pass defended...Early in the second quarter, broke up a third-down pass from QB Carson Wentz intended for WR Bryce Treggs to force a Philadelphia punt.

► **Vs. Houston (Dec. 4):** Started at RCB and played 63 of 66 snaps, finishing with four tackles (three solo), a forced fumble and two passes defended...On Houston's opening drive, came up to drill TE Ryan Griffin after he caught a pass in the flat, forcing a fumble that S Morgan Burnett scooped up at the Green Bay 41 and returned 35 yards to the Houston 24...Midway through the second quarter, fought off a block from WR Braxton Miller to trip up WR Will Fuller on a screen pass short of the first-down marker on third-and-18 to force a Houston punt...On the Texans' next offensive play, came up to break up Osweiler's pass intended for WR DeAndre Hopkins...Early in the fourth quarter, broke up a deep pass from Osweiler intended for Fuller.

► **Vs. Seattle (Dec. 11):** Started at RCB and played 56 snaps, posting an assisted tackle and two passes defended (tied for the team lead)...Early in the third quarter, deflected QB Russell Wilson's pass intended for WR Doug Baldwin near the goal line as CB Quinten Rollins caught the deflection in the end zone for the interception.

### **28 Josh Hawkins, CB, Rookie, East Carolina**

• Was one of five rookie free agents to make Green Bay's opening-day roster.

• Started 28 of 50 career games played at East Carolina, totaling 139 tackles (88 solo), including 3½ for a loss, a forced fumble, nine interceptions and 22 pass breakups.

• Opened 10 of 12 games played as a senior in 2015, logging 42 tackles (27 solo), two interceptions for 100 return yards, and four pass breakups.

**2016 SEASON:** Has played in 11 games and has posted a pass defended and four tackles on special teams...Was sidelined for Weeks 1-2 due to a hamstring injury.

► **At Jacksonville (Sept. 11):** Inactive (hamstring).

► **At Minnesota (Sept. 18):** Inactive (hamstring).

► **Vs. Detroit (Sept. 25):** Made his NFL debut, appearing on seven plays on defense and six on special teams...Had a pass defended midway through the second quarter, coming back on the ball and diving over WR Golden Tate as he knocked down QB Matthew Stafford's pass.

► **Vs. N.Y. Giants (Oct. 9):** Played 10 snaps on special teams.

► **Vs. Dallas (Oct. 16):** Appeared on three plays on special teams.

► **Vs. Chicago (Oct. 20):** Played 13 snaps on special teams.

► **At Atlanta (Oct. 30):** Appeared on nine plays on special teams and one on defense.

► **Vs. Indianapolis (Nov. 6):** Appeared on seven plays on special teams.

► **At Tennessee (Nov. 13):** Played four snaps on special teams.

► **At Washington (Nov. 20):** Appeared on four plays on special teams.

► **At Philadelphia (Nov. 28):** Played nine snaps on special teams and registered his first career tackle, bringing down RB Kenjon Barner at the Philadelphia 13 on a kickoff return late in the fourth quarter.

► **Vs. Houston (Dec. 4):** Played 13 snaps on special teams and recorded a tackle.

► **Vs. Seattle (Dec. 11):** Appeared on 14 plays on special teams and registered a career-high two tackles.

### **7 Brett Hundley, QB, 2nd Year, UCLA**

• Served as the No. 3 QB behind Aaron Rodgers and Scott Tolzien in 2015 and was inactive for all 16 regular-season games and both playoff contests.

• Led the NFL with 630 passing yards in the 2015 preseason, completing 45 of 65 passes (69.2 percent) for seven TDs with one INT for a 129.6 passer rating (No. 3 in the NFL).

• Registered a 142.4 passer rating in the preseason finale vs. New Orleans (Sept. 3), connecting on 16 of 23 passes for 236 yards and four TDs with no INTs.

**2016 SEASON:** Has played in three games and has served as the No. 2 QB for the other 10 contests...Has completed 2 of 9 passes for 17 yards.

► **At Tennessee (Nov. 13):** Made his regular-season NFL debut, taking over at QB for the final series...Completed 1 of 4 passes for 8 yards, with his first career completion coming to WR Ty Montgomery.

► **At Washington (Nov. 20):** Took over at QB for the final series with the Packers trailing, 42-24, and completed 1 of 3 passes for 9 yards (completion to TE Jared Cook).

► **Vs. Seattle (Dec. 11):** Took over at QB for Aaron Rodgers (coach's decision) with just under 12 minutes remaining in the game and the Packers leading (28-3)...Attempted just two passes with no completions.

### **33 Micah Hyde, DB, 4th Year, Iowa**

• Started 23 games in his first three seasons, opening 11 contests at nickel back, seven at free safety and five at strong safety.

• Only defensive back in franchise history (since 1982) to register a sack in each of his first four seasons in the NFL (2013-16).

• Is one of only two defensive backs in the NFL (Rams S T.J. McDonald) to register at least one sack each of the last four seasons.

• Is tied for No. 1 on the Packers (Sam Shields) with five interceptions since 2014, including a career-best three in 2015.

• Is tied for No. 1 in franchise history (Desmond Howard, Will Blackmon) with three career punt returns for TDs.

**2016 SEASON:** Has played in all 13 games with seven starts (six at CB, one at SS, two as third safety) and has recorded 51 tackles (40 solo), five tackles for a loss, a sack, an interception, four passes defensed, three QB hits and a pressure...Has two punt returns for 2 yards (1.0 avg.) with five fair catches and three tackles on special teams.

► **At Jacksonville (Sept. 11):** Played 32 snaps on defense and registered a solo tackle...Had a key fumble recovery on LB Joe Thomas' interception early in the first quarter, recovering the fumble at the Jacksonville 29 to retain possession and help set up the Green Bay offense for its first score...Was one of a host of defenders to bring down WR Allen Hurns for a 1-yard loss on fourth-and-1 with 23 seconds remaining to secure the 27-23 victory for Green Bay...Added a tackle on special teams and served as the punt returner, but did not have any returns.

► **At Minnesota (Sept. 18):** Played 34 snaps on defense and posted three tackles (one solo)...Also served as the primary punt returner, but did not have any returns (four fair catches).

► **Vs. Detroit (Sept. 25):** Started at SS in place of an injured Morgan Burnett (groin), appearing on 67 of 68 defensive plays...Led the team with a career-high 10 tackles (all solo), adding a pass defensed and a QB hit.

► **Vs. N.Y. Giants (Oct. 9):** Started as the third CB with starters Damarious Randall (groin) and Sam Shields (concussion) both sidelined...

Appeared on all 56 plays, one of five Green Bay defenders to do so, and matched his career high by posting 10 tackles (seven solo) for the second straight week, including a sack and three tackles for a loss...Helped limit the Giants' top three WRs (Odell Beckham Jr., Sterling Shepard and Victor Cruz) to a combined seven catches for 70 yards (10.0 avg.) and a TD...With just under two minutes remaining in the first half, broke up QB Eli Manning's pass intended for Shepard near the sideline on third-and-6, forcing the Giants to settle for a 41-yard FG...Was credited with a sack late in the third quarter when he knocked Beckham out of bounds after the WR took a toss and then was looking to pass...It marked his fourth straight season with a sack (2013-16), making him the only Green Bay defensive back (since 1982) to record a sack in each of his first four seasons.

► **Vs. Dallas (Oct. 16):** Started as the third safety and played 53 of 65 snaps, finishing with two tackles (both solo).

► **Vs. Chicago (Oct. 20):** Started as the third CB and played all 48 snaps...Registered three tackles (two solo), including a stop of RB Jordan Howard for a 1-yard loss on a second-quarter run, and a pass defensed.

► **At Atlanta (Oct. 30):** Started at RCB and played 62 of 63 snaps...Posted two solo tackles on defense and added a stop on special teams.

► **Vs. Indianapolis (Nov. 6):** Started as the third CB and played 53 snaps, departing in the fourth quarter due to a shoulder injury...Posted three tackles (all solo) and two QB hits...Recorded a tackle for a loss in the third quarter, touching down RB Frank Gore after he slipped to the ground for a 3-yard loss on a lateral.

► **At Tennessee (Nov. 13):** Played 53 of 60 snaps and registered five tackles (three solo).

► **At Washington (Nov. 20):** Started as the third CB and played 65 of 68 snaps, posting three tackles (two solo).

► **At Philadelphia (Nov. 28):** Started as the third CB, seeing time at both CB and safety, and posted a solo tackle.

► **Vs. Houston (Dec. 4):** Played 26 snaps on defense and 11 on special teams, posting five tackles (four solo) and a pass defensed...With the Packers leading, 14-7, in the fourth quarter, came up to hit TE C.J. Fiedorowicz in the flat as he broke up the pass on third down and forced a Houston punt...Added a tackle on special teams.

► **Vs. Seattle (Dec. 11):** Started as a third safety and played 65 of 71 snaps...With six minutes remaining in the game, made an interception of QB Russell Wilson's screen pass that went off the hands of RB Troymaine Pope, picking the ball off at the Seattle 30 and returning it 11 yards...Also made three tackles (two solo).

### **34 Don Jackson, RB, Rookie, Nevada**

• Was originally signed by Green Bay as an undrafted free agent on May 6.

• Played three years at Nevada, amassing 2,371 yards (No. 13 in school history) and 19 TDs on 528 carries (4.5 avg.).

**2016 SEASON:** Played in three games and had 32 rushing yards on 10 carries (3.2 avg.)...Was inactive for one game...Was placed on injured reserve on Nov. 16 after sustaining a knee injury during practice...Spent the first six weeks on Green Bay's practice squad before being signed to the 53-man roster on Oct. 20.

► **Vs. Chicago (Oct. 20):** Played six snaps in his NFL debut after being signed to the active roster the day of the game...Had two carries for 6 yards (3.0 avg.) before departing the game due to a hand injury.

► **At Atlanta (Oct. 30):** Carried the ball four times for 10 yards (2.5 avg.) in 10 snaps of action.

► **Vs. Indianapolis (Nov. 6):** Rushed for 16 yards on four carries (4.0 avg.).

► **At Tennessee (Nov. 13):** Inactive (healthy scratch).

### **83 Jeff Janis, WR, 3rd Year, Saginaw Valley State**

• Played in all 16 games last season, ranking No. 2 on the team with 15 tackles on special teams and posting a 29.0-yard average on 14 kickoff returns, including three of 45-plus yards.

• Registered seven catches for 145 yards (20.7 avg.) and two TDs in an NFC Divisional playoff contest at Arizona last season, becoming the first player in franchise history to record seven-plus receptions, 140-plus receiving yards and two-plus TD catches in a postseason game.

• Appeared in three contests as a rookie in 2014, posting two receptions

for 16 yards (8.0 avg.).

**2016 SEASON:** Has played in all 13 games with one start, seeing time on offense and special teams...Has 10 catches for 85 yards (8.5 avg.) and a TD as well as two carries for 38 yards (19.0 avg) and a score...Is the only player on the team with a rushing TD and a receiving TD this season...Has registered two tackles on special teams and five kickoff returns for 98 yards (19.6 avg.)...Was limited to playing on special teams for the first three games because of an injured hand that required him to wear a club cast.

►**At Jacksonville (Sept. 11):** Playing with a club on his injured hand, appeared on 12 plays on special teams.

►**At Minnesota (Sept. 18):** Played 15 snaps on special teams.

►**Vs. Detroit (Sept. 25):** Appeared on 11 plays on special teams and saw his first offensive action of the season, playing the final three snaps of the game as QB Aaron Rodgers took a knee to run out the clock...Made a tackle on special teams.

►**Vs. N.Y. Giants (Oct. 9):** Appeared on 21 plays on special teams (tied for the team lead) and 13 on offense, playing without a club cast on his injured hand for the first time this season...Had an 18-yard kickoff return and a tackle on special teams.

►**Vs. Dallas (Oct. 16):** Played 32 snaps on offense and registered his first catches of the season, hauling in two passes for 14 yards (7.0 avg.).

►**Vs. Chicago (Oct. 20):** Played a season-high 41 snaps on offense and had two catches for 9 yards (4.5 avg.)...Also had a 17-yard kickoff return.

►**At Atlanta (Oct. 30):** With injuries sidelining WRs Randall Cobb and Ty Montgomery, saw his most significant action of the season to date, appearing on 58 plays and posting a regular-season career-high four receptions for 30 yards (7.5 avg.) and a TD...The TD catch was the first of his career in the regular season and put the Packers ahead, 32-26, after the ensuing two-point conversion by Rodgers...On the TD grab, separated himself from CB C.J. Goodwin to find an opening in the back of the end zone, making the grab and getting down with S Ricardo Allen coming at him to deliver a hit.

►**Vs. Indianapolis (Nov. 6):** Started the game as the third WR, the first start of his NFL career...Played 44 snaps and had a 25-yard reception in the third quarter, his longest catch of the season...Caught a quick pass from Rodgers and took it down the middle of the field to the Indianapolis 14 to help set up a 27-yard Mason Crosby FG.

►**At Tennessee (Nov. 13):** Appeared on 24 plays on special teams and 10 on offense.

►**At Washington (Nov. 20):** Played 19 snaps on special teams and two on offense...Had a 7-yard kickoff return.

►**At Philadelphia (Nov. 28):** Appeared on 14 plays on special teams and six on offense, posting one catch for 7 yards.

►**Vs. Houston (Dec. 4):** With less than five minutes remaining in the game, had a 19-yard gain on his first career carry, taking an end-around down to the Houston 3 to set up FB Aaron Ripkowski's 3-yard TD run on the next play...Also posted a 28-yard kickoff return out to the Green Bay 30 to start the second half.

►**Vs. Seattle (Dec. 11):** Posted his first career rushing TD, taking an end-around from QB Brett Hundley in the fourth quarter and going 19 yards for the score...Also played 16 snaps on special teams.

### **95 Datone Jones, DE/LB, 4th Year, UCLA**

• Ranks No. 2 among Packers defensive linemen with eight sacks since 2013 (Mike Daniels, 17).

• Finished second on the team with 13 QB hits in 2015.

• Played in 13 games with three starts and appeared in both playoff contests in 2014. Ranked No. 4 on the team in pressures (15) and tied for No. 5 in QB hits (eight) during the regular season.

**2016 SEASON:** Has played in 12 games with two starts (one at LOLB, one at DE) and has registered 24 tackles (17 solo), a sack, three tackles for a loss, 12 QB hits (tied for No. 3 on the team), 10 QB pressures (No. 5 on the team) and two passes defended.

►**At Jacksonville (Sept. 11):** Played 40 snaps on defense and recorded a QB pressure and a QB hit...Helped limit the Jaguars to just 48 yards rushing on 26 carries (1.8 avg.), the first time they had rushed for 48 or fewer yards on 25-plus attempts since Nov. 14, 1999 (vs. Baltimore, 47

yards on 26 attempts).

►**At Minnesota (Sept. 18):** Appeared on 34 defensive plays and posted three tackles (two solo)...Stopped WR Cordarrelle Patterson for a 4-yard loss on an end-around early in the fourth quarter.

►**Vs. Detroit (Sept. 25):** Inactive (knee).

►**Vs. N.Y. Giants (Oct. 9):** Returned to action after missing one game and played 24 snaps on defense, recording two tackles (one solo) and two pressures.

►**Vs. Dallas (Oct. 16):** Played 33 snaps and registered five tackles (four solo), a team-high three QB pressures and a QB hit.

►**Vs. Chicago (Oct. 20):** Appeared on 21 plays and recorded two QB pressures, two QB hits and a pass defended...Late in the fourth quarter, got a piece of the ball to break up a QB Matt Barkley pass intended for TE Zach Miller...Later in the quarter, made an inside move on T Bobby Massie and hit Barkley as he released the ball, a pass that was intercepted by LB Nick Perry at the Green Bay 40.

►**At Atlanta (Oct. 30):** Played 23 snaps and registered an assisted tackle and a QB hit.

►**Vs. Indianapolis (Nov. 6):** Appeared on 46 plays and posted a pass defended and a QB pressure.

►**At Tennessee (Nov. 13):** Started at DE and played 39 snaps, finishing with two tackles (both solo)...From the LOLB spot, tackled QB Marcus Mariota for a 2-yard loss late in the fourth quarter on a running play.

►**At Washington (Nov. 20):** Played 25 snaps and posted two solo tackles.

►**At Philadelphia (Nov. 28):** Appeared on 28 plays and posted a QB hit and a QB pressure...Beat T Allen Barbre to drill QB Carson Wentz and force an incomplete pass early in the third quarter...Made an inside move on Barbre on the next play to get a hand in Wentz's face as he overthrew TE Zach Ertz over the middle, a pass that was intercepted by S Ha Ha Clinton-Dix at the Green Bay 16.

►**Vs. Houston (Dec. 4):** Played a season-high 56 snaps and registered a season-high six tackles (five solo), a QB pressure and a QB hit...Early in the second quarter, helped bring down RB Alfred Blue for no gain on a fourth-and-1 at the Green Bay 49.

►**Vs. Seattle (Dec. 11):** Started at LOLB and played 45 snaps, finishing with three tackles (one solo), a sack, a QB pressure and a team-high five QB hits...Late in the third quarter, fought off a block from T Bradley Sowell to get to QB Russell Wilson for a 3-yard sack.

### **40 Joe Kerridge, FB, Rookie, Michigan**

• Entered the NFL as an undrafted free agent with the Washington Redskins, spending time on Washington's practice squad earlier this season.

• Played in 48 games with 14 starts at Michigan, serving as a team captain as a senior in 2015 and rushing for 62 yards and a TD on 14 carries (4.4 avg.) that season.

**2016 SEASON:** Has played in five games, seeing time primarily on special teams, and has recorded two tackles...Was signed to the active roster from the practice squad on Nov. 7...Spent five games on Green Bay's practice squad (Weeks 5-9).

►**At Tennessee (Nov. 13):** Made his NFL debut, appearing on nine plays on special teams.

►**At Washington (Nov. 20):** Played 15 snaps on special teams and posted a tackle.

►**At Philadelphia (Nov. 28):** Appeared on five plays on special teams and also saw the first regular-season action of his career on offense as he played three snaps...Recorded a tackle on special teams.

►**Vs. Houston (Dec. 4):** Played five snaps on offense and 10 on special teams.

►**Vs. Seattle (Dec. 11):** Appeared on four plays on offense and six on special teams.

### **27 Eddie Lacy, RB, 4th Year, Alabama**

• With 3,075 rushing yards from 2013-15, joined RB John Brockington (3,276, 1971-73) as the only two players in franchise history to rush for 3,000-plus yards in their first three seasons in the NFL.

• Was one of only two NFL players (Bills RB LeSean McCoy) to have three or more 100-yard rushing games each season from 2013-15.

• With 1,178 rushing yards in 2013 and 1,139 in 2014, became just the fifth player in franchise history to register back-to-back 1,000-yard rushing seasons.

**2016 SEASON:** Started all five games he appeared in and posted 360 rushing yards on 71 carries (5.1 avg.)...Registered 10 runs of 10-plus yards and also had four receptions for 28 yards (7.0 avg.)...Was placed on injured reserve (ankle) on Oct. 20.

►**At Jacksonville (Sept. 11):** Led the team with 61 rushing yards on 14 attempts (4.4 avg.), highlighted by a 28-yard run late in the third quarter...Took the handoff to the right side, first cutting left before cutting right at the second level as he made S Tashaun Gipson miss as he took the ball to the Jacksonville 17, a run that would help set up K Mason Crosby's 20-yard FG...Added a 17-yard catch on a screen pass in the second quarter, bouncing off a tackle attempt by S Johnathan Cyprien and then diving over Gipson at the end of the play.

►**At Minnesota (Sept. 18):** Posted a team-high 50 yards rushing on 12 carries (4.2 avg.)...Had two runs of 10-plus yards, a 13-yarder up the middle in the fourth quarter and a 12-yard gain off the left end in the third quarter.

►**Vs. Detroit (Sept. 25):** Led the team with 103 rushing yards on just 17 carries (6.1 avg.), the 11th 100-yard rushing game of his career as he moved past RB Dorsey Levens (10) for sole possession of the No. 5 spot in team history...Rushed for a season-high five first downs, highlighted by a 25-yard run in the second quarter that he took up the middle and then bounced out down the right sideline for the big gain.

►**Vs. N.Y. Giants (Oct. 9):** Led the team with 81 yards rushing on just 11 carries (7.4 avg.), exiting the game in the third quarter due to an ankle injury...Rushed for 77 yards in the first half, the second-best mark in his career in a first half behind only his 84-yard effort at Tampa Bay on Dec. 21, 2014...His average of 7.4 yards per carry was the second best of his career in a game with 10-plus carries behind only his 8.1 yard average vs. Minnesota on Oct. 2, 2014 (13 carries for 105 yards)...Posted a season-long 31-yard run midway through the second quarter, initially taking the run outside before cutting inside and then bouncing it out again, making S Andrew Adams miss at the second level as he took it down the sideline to the New York 49.

►**Vs. Dallas (Oct. 16):** Playing through an ankle injury, led the team with 65 yards on 17 carries (3.8 avg.), including a 25-yard run to the Dallas 28 midway through the first quarter...Took the carry off of right end, hurdling S Byron Jones toward the end of the run for extra yardage...It marked his third straight game with a carry of 25-plus yards, the first Packer to accomplish that feat in a single season since RB Ryan Grant in 2007 (Weeks 12-14).

### **70 T.J. Lang, G, 8th Year, Eastern Michigan**

• Has started 88 games since 2011, the most by any Green Bay player on the offensive side of the ball over that span.

• Opened all 15 contests he played in at RG in 2015 and was named a Pro Bowl alternate for the second straight season.

• Has started 91 games during his career, opening contests at four different positions (57 at RG, 27 at LG, five at RT, two at LT).

**2016 SEASON:** Has started 10 games at RG...Part of a line that has helped the Packers rank in the top 10 in the NFL in third-down conversions (No. 2, 47.1), scoring (No. 7, 25.6), time of possession (No. 8, 31:03), first downs (tied for No. 8, 282), 10-play drives (tied for No. 10, 26) and passing yards (No. 10, 259.3)...Was sidelined for three games (Weeks 11-13, foot).

►**At Jacksonville (Sept. 11):** Started at RG and played all 64 snaps...Helped protect QB Aaron Rodgers as he was sacked just one time on the afternoon and as he threw for 199 yards and two TDs on 20-of-34 passing with a rushing TD.

►**At Minnesota (Sept. 18):** Started at RG and played 70 of 71 snaps, coming off the field for one play in the third quarter when his shoe fell off.

►**Vs. Detroit (Sept. 25):** Started at RG and played all 54 snaps, helping to clear the way for RB Eddie Lacy's season-high 103 yards rushing on just 17 carries (6.1 avg.)...Also protected Rodgers as he threw a season-high four TD passes, with all of them coming in the first half.

►**Vs. N.Y. Giants (Oct. 9):** Started at RG and played all 80 snaps, help-

ing the offense record season bests for total yards (406), rushing yards (147), first downs (23) and time of possession (36:38)...Part of a line that did not allow a sack of Rodgers and helped clear the way for Lacy's 81 rushing yards on just 11 carries (7.4 avg.).

►**Vs. Dallas (Oct. 16):** Started at RG and played all 70 snaps, helping the offense post season highs for total first downs (24) and passing first downs (17)...Protected Rodgers as he completed 31 of 42 passes for 294 yards and a TD with one INT and was sacked just once on the afternoon.

►**Vs. Chicago (Oct. 20):** Started at RG and appeared on 71 of 87 plays, missing the first two series of the second half due to a hip injury...Helped the offense record 406 total yards (tied for the season high) and a 39:36 time of possession, the best mark by Green Bay since Oct. 27, 2013, at Minnesota (40:54)...Protected Rodgers as he completed a franchise-record 39 passes, including 10-plus passes to three different players (WRs Davante Adams, Randall Cobb and Ty Montgomery), only the second time in NFL history (New England Patriots, Nov. 13, 1994) that a team has accomplished that feat in a game.

►**At Atlanta (Oct. 30):** Started at RG and played 59 of 62 snaps, departing the game briefly in the fourth quarter due to injury...Part of a line that protected Rodgers as he threw for 246 yards and four TDs on 28-of-38 passing...Helped the offense rack up 108 rushing yards on 19 carries (5.7 avg.).

►**Vs. Indianapolis (Nov. 6):** Started at RG and played all 69 snaps, helping the offense register 405 total yards...Protected Rodgers as he threw for 297 yards and three TDs on 26-of-43 passing, his third straight game with three-plus TD passes.

►**At Tennessee (Nov. 13):** Started at RG, but sustained a foot injury on Green Bay's fourth offensive snap and did not return.

►**At Washington (Nov. 20):** Inactive (foot), just his third game missed due to injury since taking over as a starter in 2011.

►**At Philadelphia (Nov. 28):** Inactive (foot).

►**Vs. Houston (Dec. 4):** Inactive (foot).

►**Vs. Seattle (Dec. 11):** Returned to action, starting at RG and helping to protect Rodgers as he completed 18 of 23 passes for 246 yards and three TDs with no INTs for a 150.8 passer rating, the fourth-highest rating of his career...Part of a line that allowed just one sack, the third straight game with either one or zero sacks allowed, Green Bay's longest streak since a four-game stretch to end the 2014 season.

### **63 Corey Linsley, C, 3rd Year, Ohio State**

• Has started all 35 games he has played in since entering the league in 2014.

• Started every game in 2014, becoming the first rookie center to start every game for the Packers since the league went to a 16-game schedule in 1978.

• Was named to the PFWA's All-Rookie team in 2014, the first Green Bay center to be honored since its inception in 1974.

**2016 SEASON:** Has started all six games he has appeared in at C...Has helped the offense average 26.8 points per game since Week 9 (No. 5 in the NFL) and 376.2 yards per game (No. 5 in the league)...Part of a line that has helped the Packers rank in the top 10 in the NFL in third-down conversions (No. 2, 47.1), scoring (No. 7, 25.6), time of possession (No. 8, 31:03), first downs (tied for No. 8, 282), 10-play drives (tied for No. 10, 26) and passing yards (No. 10, 259.3)...Was on reserve/physically unable to perform for the entire preseason and the first seven regular-season games...Was activated to the 53-man roster on Nov. 5.

►**Vs. Indianapolis (Nov. 6):** Made his season debut, starting at C and playing all 69 snaps...Helped the offense register 405 total yards and protected QB Aaron Rodgers as he threw for 297 yards and three TDs on 26-of-43 passing.

►**At Tennessee (Nov. 13):** Started at C and played all 78 snaps, helping the offense register 402 total yards.

►**At Washington (Nov. 20):** Started at C and played all 70 snaps, helping to protect Rodgers as he threw for 351 yards and three TDs on 26-of-41 passing, only the third time in his career that he posted back-to-back 350-yard passing games (2009, 2011)...Part of an offense that posted a season-high 424 total yards, its third straight game with 400-plus yards, only the second time the Packers have done so in the last seven seasons (Weeks 8, 10-11 in 2014).

► **At Philadelphia (Nov. 28):** Started at C and played all 71 snaps, protecting Rodgers as the line didn't allow a sack and provided time for him to complete 30 of 39 passes for 313 yards and two TDs for a 116.7 passer rating...The zero-sack game came against an Eagles defense that entered the contest ranked No. 7 in the league in sacks with 26...Helped the offense register its fourth straight game with 385-plus yards (387), the longest single-season streak by the Packers since 2013 (Weeks 1-5)...Part of an offense that converted 10 of 14 third downs, a 71.4 conversion rate that was the best by an NFL team this season and the best by Green Bay since at Minnesota on Oct. 27, 2013 (13 of 18, 72.2 percent).

► **Vs. Houston (Dec. 4):** Started at C and played all 58 snaps as part of a line that allowed just one sack of Rodgers on the afternoon...Helped give Rodgers time to complete 20 of 30 passes for 209 yards and two TDs with no INTs for a 108.9 rating, his third straight game with a 100-plus rating.

► **Vs. Seattle (Dec. 11):** Started at C and appeared on all 59 snaps, helping to protect Rodgers as he completed 18 of 23 passes for 246 yards and three TDs with no INTs for a 150.8 passer rating, the fourth-highest rating of his career...Part of a line that allowed just one sack, the third straight game with either one or zero sacks allowed, Green Bay's longest streak since a four-game stretch to end the 2014 season.

### **94 Dean Lowry, DE, Rookie, Northwestern**

• Earned second-team All-Big Ten honors as a senior in 2015 after posting 46 tackles (27 solo), including 13½ tackles for a loss (second on the team), three sacks, an interception, a fumble recovery and seven passes defended.

• Set a school single-game record and tied the sixth-best mark in conference history with six tackles for a loss in Northwestern's win at Nebraska in 2015.

• Was an honorable mention All-Big Ten choice as a junior in 2014 after recording 41 tackles (25 solo), including eight tackles for a loss, four sacks, a forced fumble and eight passes defended.

**2016 SEASON:** Has played in 12 games...Has registered 10 tackles (six solo), two sacks, three tackles for a loss, seven QB pressures and two QB hits...Dressed but did not see any action in Week 12.

► **At Jacksonville (Sept. 11):** Appeared on seven defensive plays in his NFL debut.

► **At Minnesota (Sept. 18):** Appeared on six plays on defense.

► **Vs. Detroit (Sept. 25):** Played 11 snaps on defense and six on special teams...Shed a block from LT Taylor Decker to stop RB Theo Riddick for a 1-yard loss on a second-quarter run...Finished with two tackles (both solo).

► **Vs. N.Y. Giants (Oct. 9):** Played eight snaps on defense, posting an assisted tackle and two QB pressures.

► **Vs. Dallas (Oct. 16):** Appeared on three plays on defense and one on special teams.

► **Vs. Chicago (Oct. 20):** Played four snaps on defense, recording a QB pressure and a QB hit.

► **At Atlanta (Oct. 30):** Appeared on two plays on defense.

► **Vs. Indianapolis (Nov. 6):** Played five snaps on defense and registered an assisted tackle.

► **At Tennessee (Nov. 13):** Appeared on five defensive plays and recorded a solo tackle.

► **At Washington (Nov. 20):** Played two defensive snaps.

► **At Philadelphia (Nov. 28):** Was active, but did not see any action.

► **Vs. Houston (Dec. 4):** Played 18 snaps on defense and posted his first career sack along with a pass defended, three QB pressures (tied for the team lead) and a QB hit...Midway through the second quarter, came through the line between T Duane Brown and G Xavier Su'a-Filo to sack QB Brock Osweiler for an 8-yard loss...Early in the third quarter, walked back Su'a-Filo as he pressured Osweiler, getting a hand up to knock down his pass intended for TE C.J. Fiedorowicz.

► **Vs. Seattle (Dec. 11):** Appeared on a career-high 34 plays on defense and posted a career-best four tackles (two solo), a sack, a QB hit and a QB pressure...Midway through the second quarter, fought off a block from T Bradley Sowell, staying with the play as QB Russell Wilson tried to scramble as he sacked him for an 11-yard loss on third down...It marked his second straight game with a sack

### **50 Blake Martinez, LB, Rookie, Stanford**

• Finished his collegiate career with 257 tackles (137 solo), 13½ tackles for a loss, 6½ sacks, five interceptions and five forced fumbles in 51 games played. Led the team in tackles as a junior (102) and senior (141).

• Led the Pacific-12 and ranked seventh nationally with 141 tackles (75 solo) as a senior, averaging a conference-best 10.1 tackles per game. Recorded 84 more tackles than the No. 2 tackler on the team.

• In 2015, was named third-team All-America by *The Associated Press*, second-team All-America by *USA Today* and *Phil Steele's College Football*, and first-team All-Pac-12 by *AP* and *Phil Steele's College Football*.

**2016 SEASON:** Has played in 10 games with nine starts at ILB and ranks No. 4 on the team with 58 tackles (43 solo), a tackle for a loss, two QB hits, two QB pressures, an interception and five passes defended...Part of a run defense that ranks No. 9 in the league in rushing yards allowed per game (96.2), No. 10 in yards allowed per carry (3.96 avg.) and tied for No. 7 in runs of 10-plus yards allowed (30)...Has missed three games (Weeks 12-14) due to a knee injury.

► **At Jacksonville (Sept. 11):** Started and played 47 snaps, becoming the first Green Bay rookie to start on defense in Week 1 since LB Nick Perry in 2012...Was tied for the team lead with nine tackles (five solo) and added a tackle on special teams...Helped limit the Jaguars to just 48 yards rushing on 26 carries (1.8 avg.), the first time they had rushed for 48 or fewer yards on 25-plus attempts since Nov. 14, 1999 (vs. Baltimore, 47 yards on 26 attempts).

► **At Minnesota (Sept. 18):** Started and played 41 snaps, recording six tackles (five solo) and a pass defended...Tackled RB Matt Asiata for a 2-yard loss on a run late in the fourth quarter...Helped limit RB Adrian Peterson to just 19 yards on 12 carries (1.6 avg.), tied for the fourth-lowest yardage total of Peterson's career, with a long of 5 yards.

► **Vs. Detroit (Sept. 25):** Started and played 30 snaps, leaving the game for a stretch after a cut on his face opened up again...Registered five tackles (all solo) and helped limit the Lions to just 50 yards rushing on 23 carries (2.2 avg.)...Added a tackle on special teams.

► **Vs. N.Y. Giants (Oct. 9):** Started and played 15 snaps, missing some action due to the cut on his face opening up again...Registered three tackles (two solo).

► **Vs. Dallas (Oct. 16):** Registered six tackles (three solo) in 46 snaps of action.

► **Vs. Chicago (Oct. 20):** Started and played 35 of 48 snaps, recording four tackles (two solo) and the first interception of his career...Late in the fourth quarter, dropped into coverage and intercepted a QB Matt Barkley pass intended for TE Zach Miller that was deflected by S Morgan Burnett, making the pick at the Chicago 42 and returning it 4 yards.

► **At Atlanta (Oct. 30):** Started and played 41 snaps, posting five tackles (four solo) and a pass defended...Got his left hand to break up QB Matt Ryan's short pass over the middle intended for TE Levine Toilolo early in the third quarter...Added a tackle on special teams.

► **Vs. Indianapolis (Nov. 6):** Started and played 55 snaps, recording six tackles (five solo), a pass defended, a QB pressure and a QB hit...Added a tackle on special teams.

► **At Tennessee (Nov. 13):** Started and appeared on 44 defensive plays, leading the team with a career-high 10 tackles (nine solo) while adding a QB pressure and a QB hit.

► **At Washington (Nov. 20):** Started and played 45 snaps, finishing with four tackles (three solo), including one for a loss, and a pass defended...Midway through the first quarter, put a hit on TE Jordan Reed near the sideline to break up a pass from QB Kirk Cousins...In the fourth quarter, fought off a block from G Shawn Lauvao to get into the backfield and bring down RB Robert Kelley for a 4-yard loss...Left the game late in the fourth quarter due to a knee injury.

► **At Philadelphia (Nov. 28):** Inactive (knee).

► **Vs. Houston (Dec. 4):** Inactive (knee).

► **Vs. Seattle (Dec. 11):** Inactive (knee).



### **52 Clay Matthews, LB, 8th Year, Southern California**

- Ranks No. 2 in franchise history with 71.5 career sacks, trailing only DE Kabeer Gbaja-Biamila (74.5).
- Has earned six Pro Bowl selections in his seven-year career, two more than any Packers linebacker and tied with DE Reggie White for the second-most selections by a defensive player in team history, trailing only S Willie Wood (eight).
- Became the first player in franchise history to earn Pro Bowl recognition in each of his first four seasons in the league (2009-12).
- Is tied for No. 1 in franchise history (since 1982) with four 10-sack seasons (White and Gbaja-Biamila).

**2016 SEASON:** Has played in nine games with eight starts (five at OLB, three at ILB) and ranks No. 3 on the team with four sacks...Has registered 23 tackles (18 solo), six tackles for a loss, 12 QB hits (tied for No. 3 on the team) and 11 pressures (No. 4)...Part of a run defense that ranks No. 9 in the league in rushing yards allowed per game (96.2), No. 10 in yards allowed per carry (3.96 avg.) and tied for No. 7 in runs of 10-plus yards allowed (30)...Was sidelined for four games (Weeks 3, 8-10) due to injury.

► **At Jacksonville (Sept. 11):** Started at LOLB and played 53 snaps, finishing with four tackles (three solo), a sack, a QB pressure and a QB hit...Came from the right side to beat LT Kelvin Beachum for a 10-yard sack of QB Blake Bortles on third-and-2 midway through the first quarter...The sack gave him 68.5 for his career as he moved into a tie with White for No. 2 on the all-time franchise list (since 1982)...Added a tackle for a loss later in the first quarter, powering his way into the backfield to bring down RB T.J. Yeldon for a 7-yard loss.

► **At Minnesota (Sept. 18):** Started at ROLB and played 38 snaps, finishing with three tackles (all solo) a sack, three QB pressures and two QB hits...On a third-and-2 early in the third quarter, fought off a block from T Matt Kalil to sack QB Sam Bradford for a 7-yard loss and force a Minnesota punt.

► **Vs. Detroit (Sept. 25):** Inactive (ankle/hamstring), snapping a streak of 34 straight games played in the regular season.

► **Vs. N.Y. Giants (Oct. 9):** Returned to action, starting at ROLB and posting three tackles (all solo), a sack, a pressure and three QB hits...Early in the third quarter, fought off a block from LT Ereck Flowers to bring down QB Eli Manning for a 3-yard sack, the first time Matthews has started a season with a sack in each of his first three games played.

► **Vs. Dallas (Oct. 16):** Started the game as the lone ILB and played 45 snaps on the afternoon, finishing with two tackles (one solo).

► **Vs. Chicago (Oct. 20):** Started at ROLB and played 27 snaps, recording four tackles (three solo), a team-high three QB hits and a pressure.

► **At Atlanta (Oct. 30):** Inactive (hamstring).

► **Vs. Indianapolis (Nov. 6):** Inactive (hamstring).

► **At Tennessee (Nov. 13):** Inactive (hamstring).

► **At Washington (Nov. 20):** Started at ROLB and appeared on 56 plays, finishing with a QB hit.

► **At Philadelphia (Nov. 28):** With injuries to starters Jake Ryan and Blake Martinez, started at ILB and played 44 snaps, finishing with five tackles (four solo), a sack, a QB hit and a pressure...Beat G Isaac Seumalo to get to QB Carson Wentz for a 10-yard sack in the fourth quarter as Wentz attempted to gather himself to throw after picking up a fumbled snap...Left the game briefly in the first half due to a shoulder injury.

► **Vs. Houston (Dec. 4):** Started at ILB and played 29 snaps despite dealing with a shoulder injury, posting two QB pressures.

► **Vs. Seattle (Dec. 11):** Playing through a shoulder injury for the second straight week, did not start but saw 24 snaps of action...Posted two tackles (one solo), two QB pressures and a QB hit...Late in the fourth quarter, tripped up RB Alex Collins in the backfield for a 1-yard loss on a run.

### **32 Christine Michael, RB, 4th Year, Texas A&M**

- Played in 31 games with nine starts during his NFL career before coming to Green Bay and rushed for 966 yards and six TDs on 223 carries (4.3 avg.).
- Was drafted by the Seahawks in the second round (No. 62 pick) of the 2013 NFL Draft and played for Seattle from 2013-16, also appearing in five games for the Dallas Cowboys in 2015.

**2016 SEASON:** Has played in three games for the Packers, carrying the

ball 20 times for 59 yards (3.0 avg.)...Was inactive for Green Bay in Week 11...Was claimed off waivers from Seattle on Nov. 15...Played in nine games with seven starts this season with the Seahawks, rushing for 469 yards and six TDs on 117 carries (4.0 avg.)...Also had 20 receptions for 96 yards (4.8 avg.) and one TD with Seattle.

► **At Washington (Nov. 20):** Inactive (healthy scratch).

► **At Philadelphia (Nov. 28):** Saw his first action in a Green Bay uniform, posting one carry for 4 yards in the third quarter.

► **Vs. Houston (Dec. 4):** Rushed for 19 yards on nine carries (2.1 avg.), including a 5-yard gain on a fourth-and-2 early in the second quarter to keep a drive alive that was capped off with a 9-yard TD pass from QB Aaron Rodgers to WR Randall Cobb.

► **Vs. Seattle (Dec. 11):** Posted 36 rushing yards on 10 carries (3.6 avg.) against his former team, picking up two first downs.

### **88 Ty Montgomery, RB, 2nd Year, Stanford**

• Played in six games with three starts as a rookie WR in 2015 before an ankle injury that he sustained in Week 6 vs. San Diego would sideline him for the remainder of the season.

• Caught 15 passes for 136 yards (9.1 avg.) and two TDs and posted a 31.1-yard average on seven kickoff returns last season.

• Finished his career at Stanford as the school's all-time leader in kickoff return yards with 2,493, besting Chris Owusu's mark of 2,132 yards from 2008-11.

**2016 SEASON:** Has played in 12 games with three starts (at RB), seeing time on offense and special teams...Has 35 catches for 313 yards (8.9 avg.), 44 carries for 228 yards (5.2 avg.) and a TD, and 13 kickoff returns for 288 yards (22.2 avg.)...Is one of only two players in the NFL this season with 40-plus rushing attempts, 35-plus receptions and 10-plus kickoff returns (Redskins RB Chris Thompson)...Has also posted a tackle on special teams...Was inactive for one contest (Week 8, illness).

► **At Jacksonville (Sept. 11):** Played 11 snaps on offense and 14 on special teams, returning one kickoff for 14 yards.

► **At Minnesota (Sept. 18):** Midway through the first quarter, partially blocked Jeff Locke's punt as the ball traveled just 3 yards to the Green Bay 46, giving the Packers their best field position of the evening to help set up their first score of the game (1-yard TD pass from QB Aaron Rodgers to WR Jordy Nelson)...Had one kickoff return for 21 yards.

► **Vs. Detroit (Sept. 25):** Had a 24-yard kickoff return and provided the offense with good field position because of his decision on another return late in the first quarter...With P Sam Martin's kickoff bouncing near the sideline inside the 5-yard line, got his feet out of bounds and extended his body to fall on the ball at the 3-yard line, giving the Packers possession at their 40-yard line since the ball is considered out of bounds according to the rule book...Added a tackle on special teams.

► **Vs. N.Y. Giants (Oct. 9):** Had one kickoff return for 24 yards.

► **Vs. Dallas (Oct. 16):** Played 35 snaps on offense and registered a career-high 10 catches for a career-best 98 yards (9.8 avg.), with six of the catches going for first downs...His catch total was the best by a Packer on the season...Also had 6 rushing yards on three carries (2.0 avg.) and two kickoff returns for 64 yards (32.0 avg.), highlighted by a season-long 40-yard return in the fourth quarter

► **Vs. Chicago (Oct. 20):** With injuries to RBs Eddie Lacy (ankle/injured reserve) and James Starks (knee), made his first pro start at RB, finishing with 10 catches for 66 yards (6.6 avg.) and a career-high 60 yards rushing on nine carries (6.7 avg.)...Became just the third player in team history to register back-to-back games with 10-plus catches in a single season, joining WRs Sterling Sharpe (1993) and Don Hutson (1942)...Became the first Packer to register 60-plus rushing yards and 60-plus receiving yards since RB Ahman Green at Detroit on Sept. 24, 2006...Had a career-long 30-yard run up the middle on the first play of Green Bay's second drive of the second half, helping to kick-start a 13-play, 85-yard TD drive, one of three straight TD drives for the Packers.

► **At Atlanta (Oct. 30):** Inactive (illness).

► **Vs. Indianapolis (Nov. 6):** Started at RB and led the team with 53 rushing yards on seven carries (7.6 avg.), including a 24-yard run on Green Bay's opening offensive play...Took the carry off left end and made CB Darius Butler miss at the second level with a cut to the inside as he

picked up extra yardage to the Indianapolis 45...Added three catches for 38 yards (12.7 avg.).

►**At Tennessee (Nov. 13):** Rushed for 9 yards on three carries (3.0 avg.) and caught two passes for 11 yards (5.5 avg.) in 22 snaps of action.

►**At Washington (Nov. 20):** Played 29 snaps and posted four carries for 17 yards (4.3 avg.), three catches for 27 yards (9.0 avg.) and two kick-off returns for 25 yards (12.5 avg.).

►**At Philadelphia (Nov. 28):** Played 16 snaps on offense, catching two passes for 12 yards (6.0 avg.) with one carry for 2 yards...Also had an 18-yard kickoff return.

►**Vs. Houston (Dec. 4):** Led the team with 40 rushing yards on just six carries (6.7 avg.), including a key 13-yard pickup on a third-and-1 at the Green Bay 11 late in the third quarter to keep a drive alive that was eventually capped off with a 32-yard TD pass from QB Aaron Rodgers to WR Jordy Nelson...Also had two receptions for 16 yards (8.0 avg.) and a 39-yard kickoff return out to the Green Bay 44 midway through the third quarter.

►**Vs. Seattle (Dec. 11):** Started at RB and led the team with 41 rushing yards on nine carries (4.6 avg.)...Had a 17-yard run off right tackle in the first quarter, stiff-arming S Steven Terrell at the end of the run to pick up extra yardage...Posted his first career rushing score, fighting through a host of tacklers for a 1-yard TD in the second quarter...On the next series, came out of the backfield to catch a pass in the flat from Rodgers and take it 24 yards down the sideline on third-and-6 to set up WR Jordy Nelson's 9-yard TD grab on the next play.

### **68 Kyle Murphy, T, Rookie, Stanford**

• Played in 54 games with 34 starts in four years at Stanford. Named third-team All-America by *Phil Steele's College Football* as a senior after serving as a team captain and starting all 14 games at left tackle.

• Started all 13 games at right tackle as a junior and was selected second-team All-Pacific-12 by *Phil Steele's College Football*.

• Played in 14 games with two starts in 2012, joining G Joshua Garnett as the first true freshmen offensive linemen to start at Stanford since 2000.

**2016 SEASON:** Has played in three games, dressed but did not play in another and has been inactive for the other nine contests (healthy scratch).

►**At Atlanta (Oct. 30):** Was on the 46-man gameday roster for the first time in his career, but did not see any action.

►**At Washington (Nov. 20):** Made his NFL debut when he took over at RG for the final series of the game, seeing four snaps of action.

►**At Philadelphia (Nov. 28):** Played one snap on offense, coming in as an extra lineman for a play late in the fourth quarter.

►**Vs. Houston (Dec. 4):** Appeared on three offensive plays as an extra blocker, including a fourth-and-2 play in the second quarter that was converted with a RB Christine Michael 5-yard run.

### **87 Jordy Nelson, WR, 9th Year, Kansas State**

• One of just two players in franchise history (WR Sterling Sharpe, 1989 and 1992) to register two seasons with 85-plus receptions and 1,300-plus receiving yards, having done it in 2011 and 2014.

• One of only two players in team annals to have three seasons with 12-plus TD receptions (Sharpe).

• Ranks No. 3 in the league with 55 TD receptions since 2011 despite missing the entire 2015 season due to injury.

• Has caught 75-plus passes in each of his last three seasons, joining WR Donald Driver (four straight, 2004-07) and Sharpe (1992-94) as the only players to do so in team annals.

• Ranks No. 5 in franchise history in receptions (475) and receiving yards (7,022) and tied for No. 3 in TD receptions (61).

• Set a single-season franchise record with 1,519 receiving yards in 2014, topping WR Robert Brooks' mark of 1,497 yards in 1995, on the way to being selected to his first career Pro Bowl and earning second-team All-Pro honors from *The Associated Press*.

**2016 SEASON:** Has started all 13 games and leads the team with 75 receptions for 913 yards (12.2 avg.) and 12 TDs...Leads the league in TD catches, is tied for No. 9 in the league in receptions and ranks No. 13 in receiving yards...Has posted a TD catch in 10 games this season, the most in the NFL...Leads the NFL in red-zone catches (17), red-zone

receiving yards (109) and red-zone TD receptions (10), four more TDs than any other player in the league...Has posted six games with 90-plus receiving yards, tied for No. 2 in the NFL behind only Falcons WR Julio Jones (seven).

►**At Jacksonville (Sept. 11):** After missing the entire 2015 season due to a knee injury, returned to the starting lineup and played 54 snaps, tying for the team lead with six catches for 32 yards (5.3 avg.) and a TD... The TD catch was the 50th of his career and came with just over three minutes remaining in the first half to give the Packers a 14-10 lead as he found an opening in the middle of the end zone...His 118-yard day brought his career total to 6,981 receiving yards as he moved past Boyd Dowler (6,918) for No. 5 in team history.

►**At Minnesota (Sept. 18):** Started and played 68 of 71 snaps, pacing the team with 73 yards receiving and a TD on five catches (14.6 avg.)... Caught a 1-yard TD pass from QB Aaron Rodgers in the first quarter, moving him into sole possession of the No. 6 spot in team history with 51 TD catches...It marked the third time in his career that he had caught at least one TD pass in both of the first two games (also 2011 and 2013)... Made a leaping 39-yard catch down to the Minnesota 4 early in the fourth quarter over CB Trae Waynes that helped set up Rodgers' 10-yard TD run three plays later...Also had a 21-yard grab in the second quarter, hauling in a quick pass over Waynes before taking it down the sideline to the Minnesota 48.

►**Vs. Detroit (Sept. 25):** Started and played 49 of 54 snaps, leading the team with six catches for 101 yards (16.8 avg.) and two TDs, with all of his receptions coming in the first half...It marked the third time in his career that he had posted 100-plus receiving yards in a first half (Weeks 10-11 in 2014)...Joined WR James Jones as the only Packers over the past 15 seasons (2002-16) to register at least one TD grab in each of the first three games of the season...On his first TD, an 8-yard grab late in the first quarter, came out of the slot and went to the middle of the end zone before moving to his right to find an opening for a scrambling Rodgers to get him the ball...Helped set up the score with a 49-yard catch, the longest reception by a Packer in the first three games, as he beat LB Thurston Armbrister over the middle to make a leaping grab in stride before taking it down the sideline to the Detroit 11...Late in the first half, beat CB Darius Slay down the right sideline to catch a perfectly thrown ball from Rodgers over his shoulder for the 17-yard score...His two TD catches gave him 53 for his career, moving him into a tie with WR Greg Jennings for the No. 5 spot in franchise history.

►**Vs. N.Y. Giants (Oct. 9):** Started and played 72 of 80 snaps, finishing with four receptions for 38 yards (9.5 avg.) and a TD with all four catches going for first downs...On Green Bay's opening drive, freed himself from the coverage of CB Eli Apple in the end zone to make a diving grab for a 2-yard TD, making him the first Packer to catch a TD pass in each of the team's first four games since WR Bill Schroeder in 2001.

►**Vs. Dallas (Oct. 16):** Started and played 64 of 70 snaps...Caught five passes for 68 yards (13.6 avg.), including a 25-yard reception midway through the fourth quarter to help set up a 6-yard TD pass from Rodgers to WR Randall Cobb two plays later...Beat CB Anthony Brown down the sideline on the play to make a leaping grab down to the Dallas 11.

►**Vs. Chicago (Oct. 20):** Started and played 83 of 87 snaps, finishing with one catch for 9 yards...Drew a 44-yard pass-interference penalty on S Adrian Amos on a deep ball down the middle of the field to the Chicago 20.

►**At Atlanta (Oct. 30):** Led the team with 94 yards receiving and a TD on four catches (23.5 avg.), highlighted by his season-long 58-yard reception in the first quarter...Came from the slot and got past S Keanu Neal to catch a perfectly placed ball from Rodgers near the Atlanta 30 before taking it down the sideline to the 7-yard line...Two plays later, found an opening between LB De'Vondre Campbell and CB Brian Poole to catch a 5-yard TD pass over the middle.

►**Vs. Indianapolis (Nov. 6):** Led the team with seven receptions for a team-high 94 yards (13.4 avg.) and a TD...On the final play of the first quarter, made a leaping grab in the end zone to take the ball away from CB Darius Butler for a 26-yard TD on what was a free play with the Colts jumping offside...Five of his receptions went for first downs, a season high.

►**At Tennessee (Nov. 13):** Led the offense with a career-high 12 receptions for 126 yards (10.5 avg.) and a TD, the franchise-record sixth

10-catch game by a Packer on the season...Early in the second quarter, posted a 1-yard TD catch, Green Bay's first score of the day...Was matched up with CB Jason McCourty and made a sliding grab on the end zone on a slant.

►**At Washington (Nov. 20):** Caught three passes for 28 yards (9.3 avg.), highlighted by his 13-yard TD catch in the second quarter...On third-and-goal, was split out wide against CB Josh Norman and got past him to find an opening in the back of the end zone, where a scrambling Rodgers found him for the score...The TD grab was the 58th of his career as he moved past WR Antonio Freeman for sole possession of the No. 4 spot in team history for career TD catches.

►**At Philadelphia (Nov. 28):** Started and played 64 of 71 snaps, pacing the team with eight receptions for 91 yards (11.4 avg.), with five of the catches going for first downs...Had two key catches on Green Bay's game-clinching 17-play drive in the fourth quarter, the first a 22-yard pickup on third-and-12 when he found an opening in the defense in the middle of the field...Later in the drive, with the Packers facing a fourth-and-5, posted a 21-yard grab near the sideline in front of S Rodney McLeod.

►**Vs. Houston (Dec. 4):** Started and appeared on 55 of 58 offensive plays, leading the team with eight receptions for 118 yards (14.8 avg.) and a TD...Had three catches of 20-plus yards, with all of them coming in the fourth quarter, highlighted by his 32-yard TD grab early in the fourth quarter...Got past CB Charles James, who fell down on the play, to make a wide-open catch in the end zone for the go-ahead score...On the next possession, got past CB Robert Nelson to make a 21-yard catch on the sideline at the Green Bay 35, absorbing a big hit from S Corey Moore...Four plays later on third-and-6 from the 50, made a leaping 28-yard grab with CB Kareem Jackson draped all over him, helping to set up FB Aaron Ripkowski's 3-yard TD run two plays later.

►**Vs. Seattle (Dec. 11):** Started and played 55 of 59 snaps, posting a team-high six catches for 41 yards (6.8 avg.) and two TDs...The TD catches gave him 57 for his career from Rodgers as the duo tied the franchise record held by Brett Favre/Antonio Freeman for the most productive TD combination...On his first TD grab, came across the middle and found an opening near the 1-yard line as LB K.J. Wright slipped in coverage and struggled to regain his footing...In the third quarter, freed himself from S Kam Chancellor, coming back on the ball to make a 3-yard TD grab near the front corner of the end zone.

#### **64 Mike Pennel, DT, 3rd Year, Colorado State-Pueblo**

• Played in all 16 games with five starts in 2015 and posted 35 tackles (22 solo), a sack, a forced fumble, three QB hits and four pressures.

• Made the team as a rookie free agent and played in 13 games in 2014. One of two undrafted rookie free agents to be on the Packers' 53-man roster for Week 1 (LB Jayrone Elliott).

**2016 SEASON:** Has played in eight games and has registered eight tackles (six solo), two tackles for a loss, a QB hit and a pass defended...Was on reserve/suspended for the first four games of the season and will be for Weeks 14-17.

►**Vs. Dallas (Oct. 16):** Played 13 snaps on defense in his season debut, recording two tackles (one solo), including a tackle for a loss when he stopped RB Ezekiel Elliott for a 3-yard loss on a fourth-quarter run.

►**Vs. Chicago (Oct. 20):** Appeared on 11 plays on defense, recording two tackles (both assisted) and a pass defended...Batted down a QB Matt Barkley pass intended for WR Alshon Jeffery over the middle early in the fourth quarter.

►**At Atlanta (Oct. 30):** Played 13 snaps on defense and posted an assisted tackle.

►**Vs. Indianapolis (Nov. 6):** Appeared on 17 defensive plays and recorded a QB hit.

►**At Tennessee (Nov. 13):** Played 19 snaps and registered an assisted tackle.

►**At Washington (Nov. 20):** Appeared on 11 plays on defense.

►**At Philadelphia (Nov. 28):** Played 11 snaps on defense and posted an assisted tackle.

►**Vs. Houston (Dec. 4):** Appeared on eight plays and registered a tackle for a loss...Made G Jeff Allen miss and got into the backfield to tackle RB Lamar Miller for a 4-yard loss on a third-quarter run.

#### **56 Julius Peppers, LB, 15th Year, North Carolina**

• Has been selected to the Pro Bowl nine times during his career, including last season (2004-06, 2008-12, 2015), and has been named first-team All-Pro by *The Associated Press* three times (2004, 2006, 2010). Was named to the NFL's All-Decade Team for the 2000s.

• Has played in 230 games with 223 starts as a pro, appearing in all 16 contests in 12 of his first 14 seasons in the NFL. Has missed just two games due to injury during his career.

• Is the only player in NFL history with 100-plus sacks (142.5) and 10-plus interceptions (11).

• Since entering the NFL in 2002, ranks No. 1 in the league in sacks (142.5) and No. 3 in forced fumbles (46). His career sack total ranks No. 5 in NFL history (since 1982), with all four players ahead of him (Bruce Smith, Reggie White, Kevin Greene, Chris Doleman) in the Pro Football Hall of Fame.

**2016 SEASON:** Has played in all 13 games with eight starts and ranks No. 2 on the team with 6.5 sacks...Has posted 25 tackles (18 solo), eight tackles for a loss (tied for No. 2 on the team), a forced fumble, nine QB hits and 12 pressures (tied for No. 3 on the team).

►**At Jacksonville (Sept. 11):** Played 29 snaps and posted an assisted tackle.

►**At Minnesota (Sept. 18):** Led the team with 1.5 sacks, moving into a tie for No. 7 in NFL history with Dent and Randle (137.5 sacks)...Midway through the second quarter, fought off a block from T Andre Smith to bring down QB Sam Bradford for a 7-yard sack and force a three-and-out...Shared a 9-yard sack with LB Nick Perry on a third-and-11 in the fourth quarter, knocking back Smith on his way to the 9-yard sack of Bradford.

►**Vs. Detroit (Sept. 25):** Started at LOLB with LB Clay Matthews sidelined (ankle/hamstring) and appeared on 32 plays...Posted two tackles (one solo) and a QB pressure.

►**Vs. N.Y. Giants (Oct. 9):** Appeared on 23 defensive plays and recorded a solo tackle, a pressure and a pass defended...Walked back G John Jerry late in the third quarter and batted down a QB Eli Manning pass.

►**Vs. Dallas (Oct. 16):** Started at LOLB and played 32 snaps, recording a turnover play late in the first quarter with a strip-sack of QB Dak Prescott...Beat RT Doug Free on the play to get to Prescott, hitting his arm to force the fumble that was caught in the air by LB Joe Thomas at the Green Bay 24 and returned 6 yards...Finished with two tackles (one solo) and two QB pressures.

►**Vs. Chicago (Oct. 20):** Played 18 snaps and registered two QB hits and a pass defended...Got a piece of QB Brian Hoyer's pass intended for WR Alshon Jeffery in the first quarter.

►**At Atlanta (Oct. 30):** Started at LOLB with Matthews sidelined (hamstring) and appeared on 46 snaps...Fought off a block from G Chris Chester and sacked QB Matt Ryan as he stepped up in the pocket, bringing him down for a 2-yard loss on third down to force an Atlanta punt...The sack brought his career sack total to 139.5 as he moved into a tie with DE Jason Taylor for the No. 6 spot in NFL history.

►**Vs. Indianapolis (Nov. 6):** Started for the second straight week, opening at ROLB with Matthews sidelined again...Played 50 snaps and posted two tackles (both solo), three QB pressures and one QB hit.

►**At Tennessee (Nov. 13):** Started at ROLB in place of Matthews (hamstring), appearing on 19 defensive plays and posting a QB pressure.

►**At Washington (Nov. 20):** Played 28 snaps and registered two tackles, with both going for a loss...Early in the third quarter, blew by T Morgan Moses on third down to get to QB Kirk Cousins for a 4-yard sack to force the Redskins to settle for a FG...The sack gave him 140.5 for his career as he moved past Taylor for sole possession of the No. 6 spot in NFL history...Midway through the second quarter, made a leaping deflection of a Cousins screen pass intended for RB Chris Thompson on third down to force a Washington punt.

►**At Philadelphia (Nov. 28):** Started at LOLB and played 43 snaps, recording two tackles (both solo), a sack and a QB hit...Late in the fourth quarter, blew past T Allen Barbre to bring down QB Carson Wentz for an 8-yard sack, giving him 141.5 sacks for his career as he moved into a tie with DE Michael Strahan for No. 5 in NFL history...In the second quarter, tossed aside G Stefen Wisniewski to deliver a hit on Wentz and force an incomplete pass that was intended for RB Darren Sproles.

►**Vs. Houston (Dec. 4):** Started at LOLB and played a season-high 58 snaps, finishing with a season-best seven tackles (five solo), a sack, a QB pressure and a QB hit...Late in the first half, shed a block from G Jeff Allen and chased down QB Brock Osweiler for a 10-yard loss, giving him 142.5 career sacks as he moved past DE Michael Strahan (141.5) for No. 5 in league history.

►**Vs. Seattle (Dec. 11):** Started at ROLB and played 53 snaps, finishing with three tackles (one solo) and a QB pressure.

### **53 Nick Perry, LB, 5th Year, Southern California**

• Tied the franchise record for sacks in a single postseason (LB Clay Matthews, 2010) with 3½ in the 2015 playoffs. His six career postseason sacks rank No. 3 in franchise history behind Matthews (10) and Reggie White (eight), and are the most in team history (since 1982) by a player in his first five games with Green Bay.

• Has posted at least one sack in four of his five career playoff games.

• Has registered a two-sack game each of the last four seasons (2013-2016), the only player on the Packers to do so over that span.

**2016 SEASON:** Has started all 12 games he has played in and leads the team with a career-high eight sacks (tied for No. 12 in the NFL)...Ranks No. 5 on the defense with 57 tackles (40 solo) and leads the team in tackles for a loss (12) and QB pressures (16)...Is tied for the team lead in QB hits (14)...Also has an interception and four passes defended...Is tied for No. 2 on the team with eight tackles for a loss...Part of a run defense that ranks No. 9 in the league in rushing yards allowed per game (96.2), No. 10 in yards allowed per carry (3.96 avg.) and tied for No. 7 in runs of 10-plus yards allowed (30).

►**At Jacksonville (Sept. 11):** Started at ROLB and played 52 snaps, finishing with three tackles (all solo), a sack, a team-high four QB pressures and a team-leading four QB hits...With the Packers leading 27-20 in the fourth quarter, brought down QB Blake Bortles for a 2-yard sack on third-and-11 with just over six minutes remaining to force the Jaguars to settle for a 50-yard FG from K Jason Myers...Dating back to the 2015 postseason, has posted 4½ sacks in the last three games...Added a tackle for a loss early in the fourth quarter, stopping RB T.J. Yeldon for a 2-yard loss on a run up the middle.

►**At Minnesota (Sept. 18):** Started at LOLB and appeared on 49 of 58 plays, recording five tackles (one solo), a half-sack, three pressures and two QB hits...Shared a 9-yard sack with LB Julius Peppers on a third-and-11 in the fourth quarter, knocking back T Matt Kalil on his way to the 9-yard sack of QB Sam Bradford.

►**Vs. Detroit (Sept. 25):** Started at ROLB and matched his career high with two sacks, the fourth straight season that he has posted a two-sack game (only Green Bay player to do so since 2013)...Both of his sacks came in the fourth quarter, the first on a third-and-6 at the Green Bay 24 when he beat LT Taylor Decker to bring down QB Matthew Stafford for an 8-yard loss as the Lions were forced to settle for a FG...Chased down Stafford on the next series for a zero-yard sack on a third-and-19 to force a Detroit punt...Brought down RB Theo Riddick for a 6-yard loss on a first-quarter run...Two plays later, tackled Riddick again for a 3-yard loss on another run...Late in the first quarter, batted down a QB Matthew Stafford pass near the line of scrimmage...Finished with nine tackles (eight solo), matching his career high set vs. San Francisco (Sept. 9, 2012), and added a QB hit and a pressure.

►**Vs. N.Y. Giants (Oct. 9):** Started at LOLB and registered a sack, marking his fourth straight game with at least a half-sack, the first time in his career that he had accomplished that feat...Midway through the third quarter, blew by LT Ereck Flowers and drilled QB Eli Manning for a 6-yard loss...Finished with four tackles (three solo), three pressures and three QB hits.

►**Vs. Dallas (Oct. 16):** Started at ROLB and played 49 snaps, recording five tackles (four solo).

►**Vs. Chicago (Oct. 20):** Started at LOLB and played 35 snaps, finishing with six tackles (five solo), a sack, two pressures and the first interception of his career...Midway through the third quarter, chased down QB Matt Barkley and tripped him up for a 10-yard sack...On Chicago's final offensive play, made an over-the-shoulder interception of a Barkley pass that was affected by a hit from DE/LB Datone Jones...Became the first

Green Bay LB to register a sack and an interception in the same game since LB Clay Matthews did so at the N.Y. Giants on Dec. 4, 2011.

►**At Atlanta (Oct. 30):** Started at ROLB and played 50 snaps, finishing with three tackles (one solo) and a pass defended...Deflected a QB Matt Ryan pass at the line on Atlanta's opening drive.

►**Vs. Indianapolis (Nov. 6):** Started at LOLB and played 50 snaps, finishing with three tackles (all assisted), a half-sack and three QB pressures...Fought off a block from T Anthony Castonzo to register a shared sack of QB Andrew Luck with S Ha Ha Clinton-Dix for a 6-yard loss on a third down in the second quarter.

►**At Tennessee (Nov. 13):** Started at LOLB and played 39 snaps, posting five tackles (four solo) and a team-high two QB hits.

►**At Washington (Nov. 20):** Started at LOLB and appeared on 54 plays, finishing with six tackles (four solo), a sack and a QB hit...On the Redskins' opening drive, fought off a block from T Morgan Moses to bring down QB Kirk Cousins for an 8-yard sack on third down to force a Washington punt.

►**At Philadelphia (Nov. 28):** Started at ROLB and played 53 snaps, recording four tackles (all solo), a sack and a pass defended...Midway through the third quarter, got a hand up to deflect QB Carson Wentz's pass intended for WR Dorial Green-Beckham on third down, forcing the Eagles to settle for a FG...Late in the fourth quarter, shed a block from T Jason Peters to get to QB Carson Wentz for an 11-yard sack.

►**Vs. Houston (Dec. 4):** Started at ROLB, but injured his hand on the opening drive...Later returned to the game with a club cast, but was limited to 12 snaps on the afternoon, finishing with four tackles (three solo).

►**Vs. Seattle (Dec. 11):** Inactive (hand).

### **23 Damarious Randall, CB, 2nd Year, Arizona State**

• Played in 15 games with nine starts (six at LCB, two at RCB, one in the slot) in 2015 and tied for the team lead and No. 2 among NFL rookies with three interceptions, including one he returned for a TD. Finished with a team-best 16 passes defended.

• Named the NFL's Defensive Rookie of the Month for November 2015, joining CB Casey Hayward (October 2012) as the only Green Bay defensive backs to win the award.

• Earned first-team All-Pacific-12 honors at safety as a senior in 2014 after he led the Sun Devils in tackles (106) and passes defended (12) and tied for the team lead with three interceptions.

**2016 SEASON:** Has started at LCB in all seven games he has played in and has recorded 26 tackles (21 solo), three interceptions (tied for the team lead) and six passes defended...Ranks No. 7 in the league with 91 return yards on his INTs...Has added two tackles on special teams...Was sidelined for six games (Weeks 5 and 7-11) due to a groin injury.

►**At Jacksonville (Sept. 11):** Started at LCB and posted eight tackles (six solo) and two passes defended (tied for the team lead)...Made the initial hit of WR Allen Hurns on fourth-and-1 with 23 seconds remaining as a group of Packers brought Hurns down for a 1-yard loss to secure the 27-23 victory for Green Bay...Added a tackle on special teams, running down RB Corey Grant at the Jacksonville 31 on a kickoff return early in the fourth quarter that could have gone for a bigger gain.

►**At Minnesota (Sept. 18):** Started at LCB and played all 58 snaps, joining S Ha Ha Clinton-Dix as the only Green Bay defensive players to do so...Posted five tackles on defense (three solo) and added a stop on special teams, wrapping up WR Cordarrelle Patterson at the Minnesota 44 on a fourth-quarter kickoff return.

►**Vs. Detroit (Sept. 25):** Started at LCB and played 57 of 68 snaps, missing some time due to illness...Early in the second quarter, perfectly timed it to get his hands in as TE Eric Ebron was attempting to make a catch at the Green Bay 31, ripping the ball out from Ebron and returning the interception 44 yards to the Detroit 25, a career-long INT return...Added two tackles (both solo).

►**Vs. N.Y. Giants (Oct. 9):** Inactive (groin).

►**Vs. Dallas (Oct. 16):** Started at LCB and played 18 snaps, but reinjured his groin making a tackle of WR Terrance Williams early in the second quarter and did not return...Posted two tackles (both solo).

►**Vs. Chicago (Oct. 20):** Inactive (groin).

►**At Atlanta (Oct. 30):** Inactive (groin).

►**Vs. Indianapolis (Nov. 6):** Inactive (groin).

- ▶ **At Tennessee (Nov. 13):** Inactive (groin).
- ▶ **At Washington (Nov. 20):** Inactive (groin).
- ▶ **At Philadelphia (Nov. 28):** Returned to action, starting at LCB and playing 57 of 59 snaps...Was tied for second on the team with six tackles (five solo) and added a pass defended...Broke up a pass from QB Carson Wentz over the middle intended for WR Bryce Treggs on a third down in the fourth quarter, forcing the Eagles to punt.
- ▶ **Vs. Houston (Dec. 4):** Started at LCB and played 48 snaps, finishing with an assisted tackle.
- ▶ **Vs. Seattle (Dec. 11):** Started at LCB and played 61 snaps, posting a career-high two INTs along with five tackles (four solo)...Late in the first quarter, tackled WR Doug Baldwin a yard short of the marker on third-and-7 as the Seahawks were forced to punt...Late in the first half, came across the field to intercept a deep pass from QB Russell Wilson intended for Baldwin near the goal line, returning the pick 21 yards to the Green Bay 21...Made another interception when the ball went off of Baldwin's hands near the sideline midway through the third quarter, an INT that he returned 26 yards to the Seattle 32.

### **99 Christian Ringo, DT, 1st Year, Louisiana-Lafayette**

- Originally drafted by the Packers as their second selection in the sixth round (210th overall) of the 2015 NFL Draft. Was on Green Bay's practice squad for the entire 2015 season.
- Started all 13 games as a senior in 2014, anchoring a defensive line that helped the Ragin' Cajuns lead the Sun Belt in rushing defense while ranking third in sacks.
- Was named the state's Defensive Player of the Year by the Louisiana Sports Writers Association after ranking seventh in the nation in tackles for loss (20) and 12th in the country in sacks (11½). His 11½ sacks tied the school single-season record and he also finished tied for No. 1 in school history with 21.0 career sacks.

**2016 SEASON:** Has played in six games and has posted seven tackles (three solo), a forced fumble and a QB pressure...Has been inactive for the other seven contests (Weeks 5-6 and 9-13, healthy scratch).

- ▶ **At Jacksonville (Sept. 11):** Played 12 snaps on defense in his NFL debut and posted a solo tackle, stopping RB T.J. Yeldon for a 1-yard loss on a run up the middle in the second quarter.
- ▶ **At Minnesota (Sept. 18):** Appeared on six plays on defense.
- ▶ **Vs. Detroit (Sept. 25):** Saw his most significant action on defense to date with DT Letroy Guion (knee) sidelined, appearing on 24 snaps and posting a career-high three tackles (all assists)...Helped limit the Lions to just 50 yards rushing on 23 carries (2.2 avg.) with a long run of 9 yards.
- ▶ **Vs. Chicago (Oct. 20):** Played nine snaps on defense.
- ▶ **At Atlanta (Oct. 30):** Appeared on four plays on defense.
- ▶ **Vs. Seattle (Dec. 11):** Played 11 snaps on defense, matching his career high with three tackles (two solo) along with a forced fumble and a QB pressure...On a fourth-and-3 early in the fourth quarter, came onto the field late, using the running start he had to knock back G Mark Glowinski as he helped collapse the pocket on QB Russell Wilson's pass that sailed out of bounds and gave Green Bay possession...With just over a minute remaining, posted his first career forced fumble, slapping the ball out with his right hand as RB Alex Collins came through a hole in the middle, a fumble that was recovered by S Kentrell Brice at the Green Bay 27.

### **22 Aaron Ripkowski, FB, 2nd Year, Oklahoma**

- Played in 15 games as a rookie last season, seeing action primarily on special teams, and posted nine tackles (tied for No. 4 on the team).
- Was tied with CB Damarius Randall (15) for the most games played by a Green Bay rookie in 2015.
- Began his career at Oklahoma as a walk-on and went on to play in 47 games with 17 starts in four seasons.
- 2016 SEASON:** Has played in all 13 games with four starts, seeing time on offense and special teams...Has 25 carries for 89 yards (3.6 avg.) and two TDs and seven catches for 31 yards (4.4 avg.)...Has three tackles on special teams.
- ▶ **At Jacksonville (Sept. 11):** Played 18 snaps on special teams, tied for the team lead, and eight snaps on offense.
- ▶ **At Minnesota (Sept. 18):** Appeared on 19 plays on special teams and

two on offense.

- ▶ **Vs. Detroit (Sept. 25):** Started his first career game and seemed to be in position for the most significant offensive action of his career, but was limited to just 11 snaps before departing in the second quarter due to a back injury...Was the lead blocker on RB Eddie Lacy's game-long 25-yard run in the second quarter, sealing LB Kyle Van Noy to create a running lane up the middle.
- ▶ **Vs. N.Y. Giants (Oct. 9):** Saw the most significant action of his career to that point, appearing on 25 plays and posting a career-high 17 yards rushing on two carries (8.5 avg.)...Had a career-best 13-yard run midway through the fourth quarter as he dragged a host of defenders on a run up the middle to the New York 10, helping to set up a 25-yard Mason Crosby FG that put Green Bay up, 23-9...Helped clear the way for Lacy's 81 yards rushing on just 11 carries (7.4 avg.), part of a 147-yard rushing effort by the offense, a season high.
- ▶ **Vs. Dallas (Oct. 16):** Started and played 18 snaps on offense, carrying the ball once for no gain while adding a 2-yard catch...Also appeared on 14 plays on special teams.
- ▶ **Vs. Chicago (Oct. 20):** Played 22 snaps on offense and had three carries for 8 yards (2.7 avg.)...Also had an 8-yard reception.
- ▶ **At Atlanta (Oct. 30):** Appeared on a career-high 32 snaps and registered a career-best six carries for a career-high 34 yards (5.7 avg.)...Had a 12-yard carry early in the third quarter, taking the handoff up the middle and charging forward against a group of tacklers at the end of the run for extra yardage.
- ▶ **Vs. Indianapolis (Nov. 6):** Rushed for 4 yards on two carries (2.0 avg.) and had a 3-yard reception.
- ▶ **At Tennessee (Nov. 13):** Played 20 snaps on special teams.
- ▶ **At Washington (Nov. 20):** Had two carries for 9 yards (4.5 avg.) in 14 snaps of action on offense...With the Packers backed up at their own 2-yard line on the first possession of the second half, had a 7-yard run up the middle to give the offense some room...Also played 18 snaps on special teams and registered a tackle.
- ▶ **At Philadelphia (Nov. 28):** Started and played 25 snaps, carrying the ball three times for 1 yard and a TD and catching a career-high two passes for 15 yards (7.5 avg.)...Scored the first TD of his career when he scored on a 1-yard run up the middle early in the fourth quarter that put the Packers ahead, 24-13...Added a tackle on special teams.
- ▶ **Vs. Houston (Dec. 4):** Played 24 snaps, rushing for 14 yards and a TD on three carries (4.7 avg.) along with a 4-yard reception...Broke a tackle from LB Max Bullough and charged into the end zone for a 3-yard score with 4:11 remaining in the game, his second straight game with a TD as he gave Green Bay a 21-7 lead...Added a tackle on special teams.
- ▶ **Vs. Seattle (Dec. 11):** Appeared on 24 plays, rushing three times for 2 yards (0.7 avg.).

### **12 Aaron Rodgers, QB, 12th Year, California**

- Ranks No. 1 in NFL history (min. 1,500 attempts) in career passer rating (103.8), interception percentage (1.58) and TD/INT ratio (4.01, 289/72).
- Has posted five seasons (2009, 2011-12, 2014-15) with 500-plus passing attempts and eight or fewer INTs, the most in NFL history ahead of Patriots QB Tom Brady (three seasons) and five QBs (one season each).
- Was named the league's Most Valuable Player by *The Associated Press* in 2014 for the second time in his career (2011), becoming the eighth player in league history to win the honor multiple times.
- Is the only quarterback in league history to record a 100-plus passer rating in six consecutive seasons (2009-14), with no other QB doing so in more than four straight years.
- Is one of only eight quarterbacks in NFL annals with 30,000-plus passing yards and 2,000-plus rushing yards.
- In 132 career regular-season starts (87-45 record), has posted 47 games with 300-plus passing yards, 77 without an interception (min. 15 attempts) and 72 with a 100-plus passer rating.
- Has been selected to the Pro Bowl in five of the last seven seasons (2009, 2011-12, 2014-15).
- 2016 SEASON:** Has completed 327 of 502 passes (65.1 percent) for 3,529 yards and 32 TDs with seven INTs for a 101.1 passer rating...Leads the league in TD passes, ranks No. 2 in TD percentage (6.1) and ranks No.

4 in passer rating...Ranks No. 6 in the NFL in passing yards and TD/INT ratio (4.57)...Has posted a league-best five games with three-plus passing TDs and no INTs this season...Ranks No. 1 in the NFL in games with multiple passing TDs and no INTs (eight), two more than any other QB... Has 25 TD passes in the red zone, the most in the NFL...Is tied for No. 4 in the NFL with 178 passing first downs...Ranks No. 3 in the NFL with a third-down passer rating of 107.6, completing 84 of 130 passes for 1,153 yards and 12 TDs...Has rushed for 295 yards and three TDs on 52 carries (5.7 avg.), ranking No. 7 in the NFL among QBs in rushing yards and No. 6 in yards per carry (min. 30 att.)...Is tied for No. 4 among QBs in rushing TDs and ranks No. 4 in rushing first downs (21)...Is tied for No. 3 among QBs with six games with 25-plus rushing yards, one shy of his career high (seven) set in 2015.

►**At Jacksonville (Sept. 11):** Threw for 199 yards and two TDs on 20-of-34 passing for a 95.1 passer rating...Added a 6-yard rushing TD on Green Bay's opening possession, giving him 11 games with two-plus passing TDs and one-plus rushing TDs since 2008, second most over that span behind only Panthers QB Cam Newton...His TD passes came on back-to-back drives late in the first half...Connected with WR Jordy Nelson for a 6-yard TD pass with just over three minutes remaining in the first half, buying time in the pocket before moving to his right to find Nelson in the middle of the end zone...With CB Jalen Ramsey attempting to pull him down by the back of his jersey, threw a perfectly placed 29-yard TD pass to WR Davante Adams over CB Davon House in the end zone with 13 seconds remaining in the half.

►**At Minnesota (Sept. 18):** Connected on 20 of 36 passes for 213 yards and a TD with one INT (70.7 passer rating)...Rushed for 29 yards on three carries (9.7 avg.), highlighted by a 10-yard TD run up the middle early in the fourth quarter...It marked just the third time in his career (Weeks 9-10, 2009; Weeks 2-3, 2010) that he had posted a rushing TD in back-to-back games.

►**Vs. Detroit (Sept. 25):** Posted a season-high 129.3 passer rating, connecting on 15 of 24 passes for 205 yards and four TDs with no INTs, with all four of the TD passes coming in the first half...It marked just the second time in his career that he had thrown four-plus TD passes in a first half (six vs. Chicago, Nov. 9, 2014)...His 24 passing attempts were the fewest in his career in a game that he threw four-plus TD passes...Threw two TD passes to Nelson, including a perfectly placed 17-yard pass over Nelson's shoulder late in the first half to put Green Bay up, 31-3...With just under 3:30 remaining and the Packers leading 34-27, scrambled to pick up 11 yards on a third-and-8 that helped seal the win...Finished with 22 yards rushing on five carries (4.4 avg.).

►**Vs. N.Y. Giants (Oct. 9):** Threw for 259 yards and two TDs with two INTs on 23-of-45 passing for a 65.0 passer rating...Threw a 2-yard TD pass to Nelson on the opening drive, his 50th to Nelson in the regular season, the second-most prolific combo in franchise history behind only QB Brett Favre and WR Antonio Freeman (57)...On Green Bay's opening drive, had a key 11-yard run to the Giants' 6 on third-and-10, bouncing around the pocket before taking it down the left sideline for the first down that set up his TD pass to Nelson just two plays later...Midway through the second quarter, perfectly placed a ball over the shoulder of Adams down the right sideline with CB Michael Hunter covering him for a 29-yard score.

►**Vs. Dallas (Oct. 16):** Completed a season-high 31 passes on 42 attempts for a season-best 294 yards and a TD with one INT for a 90.8 passer rating...Completed passes to nine different players, a season high.

►**Vs. Chicago (Oct. 20):** Set a single-game franchise record with 39 completions, eclipsing the previous high of 36 by Favre at Chicago on Dec. 5, 1993...Posted a season-high 326 passing yards on 39-of-56 passing with three TDs and no INTs for a 102.2 rating, with all three TD passes coming in the second half...Completed 10-plus passes to three different receivers (Adams, 13; Randall Cobb, 11; Ty Montgomery, 10), becoming just the second QB in NFL history (Patriots QB Drew Bledsoe, Nov. 13, 1994) to accomplish that feat in a regular-season game...Posted a 127.9 passer rating on third down, completing 10 of 13 passes for 69 yards and two TDs.

►**At Atlanta (Oct. 30):** Threw for 246 yards and four TDs with no INTs on 28-of-38 passing for a 125.5 passer rating...It marked his 18th career game with four-plus TD passes as he moved past Johnny Unitas (17) for

No. 6 on the all-time list...All four of his TD passes came to different players, with three of the players (WRs Jeff Janis, Trevor Davis and Geronimo Allison) recording the first regular-season TD catches of their career... Connected with Nelson on a season-long 58-yard pass on Green Bay's opening drive, hitting him perfectly in stride as Nelson took it down the sideline to the Atlanta 7...Posted a career-high 60 rushing yards on just six carries (10.0 avg.), including a 23-yard scamper down the sideline at the end of the first half out to the Green Bay 48 to help set up K Mason Crosby's 29-yard FG as time expired...Dating back to 1960, his rushing total was the second-best mark by a Green Bay QB behind only Don Majkowski's 88-yard outing at Detroit on Sept. 30, 1990...Tied his career high with three runs of 10-plus yards (23, 13, 11)...Joined Panthers QB Cam Newton (Dec. 20, 2015, at N.Y. Giants) as the only QBs over the past four seasons (2013-16) to register four-plus passing TDs and 60-plus rushing yards in a game.

►**Vs. Indianapolis (Nov. 6):** Completed 26 of 43 passes for 297 yards and three TDs with one INT for a 94.8 passer rating...It marked his 50th career regular-season game with three-plus TD passes...Was his third straight game with three-plus TD passes, the only NFL quarterback to accomplish that feat in 2016...Drew the Colts offside on the final play of the first quarter on a third down and found Nelson for a 26-yard jump-ball TD in the end zone...Rushed for 43 yards on six carries (7.2 avg.), the first time in his career that he had posted 40-plus rushing yards in back-to-back games...Had a 21-yard run down the right sideline late in the fourth quarter to the Indianapolis 16 that helped set up his TD pass to Cobb, giving him a 20-yard run in back-to-back games for the first time in his career.

►**At Tennessee (Nov. 13):** Threw for a season-high 371 yards and two TDs with two INTs on 31-of-51 passing...Had three completions of 35-plus yards, with all three going to Adams (46, 38, 35)...His 35-yard completion down the left sideline to Adams in the third quarter came on fourth-and-5, tying the third-longest completion of his career on fourth down, and set up his own TD run two plays later...Rushed for 27 yards on three carries (9.0 avg.), highlighted by a 20-yard TD run up the middle, the second-longest TD run of his career...It marked his third straight game with a run of 20-plus yards, the first Green Bay QB to do so since Tobin Rote in 1955.

►**At Washington (Nov. 20):** Connected on 26 of 41 passes for 351 yards and three TDs with no INTs for a 115.0 passer rating, his fourth game this season with three-plus passing TDs and no INTs...It marked just the third time in his career (2009, 2011) that he posted back-to-back 350-yard passing games...Averaged 8.56 yards per attempt, a season high... Posted a season-high five completions of 25-plus yards, connecting with TE Jared Cook (47 and 29), Cobb (47) and Adams (37), and RB James Starks (31-yard TD)...Recorded a 151.4 passer rating on third down, completing 9 of 13 attempts for 195 yards and two TDs...The 195 yards passing on third down was the second-highest output of his career behind only his 217 yards at Pittsburgh on Dec. 20, 2009...Went over the 35,000-yard passing mark for his career, reaching it on his 4,446th attempt, the second fastest in NFL history behind only Unitas (4,388 attempts)...Rushed for 33 yards on three carries (11.0 avg.), including a 17-yard scamper to the Washington 6 late in the second quarter that helped set up a 36-yard Mason Crosby FG.

►**At Philadelphia (Nov. 28):** Completed 30 of 39 passes for 313 yards and two TDs with no INTs for a 116.7 passer rating, his first game this season with 30-plus completions and a completion percentage of 75 percent or higher...Posted 300-plus passing yards for the third straight game, tied for the second-longest single-season streak of his career behind only a four-game streak in 2011...Helped the offense convert 10 of 14 third downs, a 71.4 percentage that is the best in the NFL this season and the second-best mark posted by Green Bay under Head Coach Mike McCarthy (13 of 18, 72.2 percent, at Minnesota, Oct. 27, 2013)...Both of his TD passes went to Adams, with the second one a perfectly placed 20-yarder in a tight window that Adams caught in the back of the end zone with CB Nolan Carroll in tight coverage...Completed 9 of 10 passes on third down for 94 yards (105.8 rating)...Also rushed for 26 yards on six carries (4.3 avg.), with three of the runs picking up first downs.

►**Vs. Houston (Dec. 4):** Playing with an injured hamstring, completed 20 of 30 passes for 209 yards and two TDs with no INTs for a 108.9 passer rating, his third straight game with a 100-plus rating...It marked his sev-

enth straight game with two-plus TD passes, tied for the second-longest streak of his career (2012) behind only a 13-game streak in 2011...It also marked his third straight game without an INT...Rolled out to his right and threw across his body to find Cobb in the end zone for a 9-yard TD pass in the second quarter...Led the offense on a 12-play, 98-yard TD drive in the fourth quarter that was capped off with his 32-yard TD pass to a wide-open Nelson in the end zone...The drive was the longest by the Packers since a 99-yarder at Cleveland on Oct. 25, 2009...Later in the quarter, led the offense on an eight-play, 89-yard drive that put the Packers up 21-7...Also had three carries for 16 yards (5.3 avg.), including a key 11-yard scramble early in the fourth quarter on Green Bay's go-ahead drive.

►**Vs. Seattle (Dec. 11):** Completed 18 of 23 passes for 246 yards and three TDs with no INTs for a 150.8 passer rating, the fourth-highest single-game passer rating in his career (min. 15 att.) and his fourth straight game with a 100-plus rating...Also did not throw an INT for the fourth straight game, bringing his streak of attempts without an INT to 134 passes...On the third play from scrimmage, rolled to his right and found Adams deep down the right sideline for a 66-yard TD, his longest completion of the season...Has now thrown at least one TD pass of 65-plus yards in all nine of his seasons as the starter (2008-16), joining Saints QB Drew Brees as the only NFL quarterbacks to do so over that span...Connected with Nelson on two TD passes (9 and 3 yards), with the second one moving the duo into a tie with Favre/Antonio Freeman for the most productive TD combination in franchise history.

## **82 Richard Rodgers, TE, 3rd Year, California**

• Had 58 receptions in 2015, becoming just the fourth TE in team history to record 55-plus receptions in a season (Paul Coffman, Jermichael Finley, Jackie Harris).

• Was one of only four TEs in the NFL last season to register 55-plus catches, 500-plus receiving yards and eight or more TD receptions (Rob Gronkowski, Jordan Reed, Gary Barnidge).

• Registered 10 TD catches in 2014-15, tied for the most by a Green Bay TE in his first two seasons since the 1970 AFL-NFL merger (Bubba Franks, 2000-01). His eight TD receptions in '15 were tied for the fifth most in a season by a Packers TE.

• Set a single-game franchise record for tight ends with 146 receiving yards last season at Detroit in Week 13, highlighted by his game-winning 61-yard TD catch on the final play of the game.

**2016 SEASON:** Has played in all 13 games with five starts and has 26 catches for 227 yards (8.7 avg.) and a TD.

►**At Jacksonville (Sept. 11):** Appeared on 25 plays on offense and made a season-long 22-yard catch in the third quarter to the Jacksonville 8 that helped set up K Mason Crosby's 25-yard FG...Was covered by S Johnathan Cyprien on the play, extending his arms out to make a diving grab near the sideline.

►**At Minnesota (Sept. 18):** Had two receptions for 25 yards (12.5 avg.) in 36 snaps of action.

►**Vs. Detroit (Sept. 25):** Started for the first time on the season and had two catches for 9 yards (4.5 avg.) and a TD...Came across the field to catch a pass from QB Aaron Rodgers, who was moving to his right, for a 2-yard TD as he slid into the end zone.

►**Vs. N.Y. Giants (Oct. 9):** Started and played 73 of 80 snaps, making a 6-yard catch and helping the Packers rush for a season-high 147 yards on 32 carries (4.6 avg.).

►**Vs. Dallas (Oct. 16):** Appeared on 47 plays and caught two passes for 15 yards (7.5 avg.).

►**Vs. Chicago (Oct. 20):** Started, appearing on 47 snaps and catching a 7-yard pass.

►**At Atlanta (Oct. 30):** Started and played 26 snaps, but did not have any receptions.

►**Vs. Indianapolis (Nov. 6):** Posted a season-high six receptions for a season-best 64 yards (10.7 avg.)...Had a season-high three receiving first downs, which is tied for the second most in a game in his career...Matched his season best with a 22-yard reception in the first quarter on Green Bay's opening drive...Freed himself from S T.J. Green to get open near the sideline, hauling in a pass from Rodgers to the Indianapolis 9 to help set up a Mason Crosby FG.

►**At Tennessee (Nov. 13):** Started and appeared on 65 plays, hauling in four passes for 27 yards (6.8 avg.).

►**At Washington (Nov. 20):** Caught four passes for 28 yards (7.0 avg.), with two of the receptions picking up first downs.

►**At Philadelphia (Nov. 28):** Appeared on 26 plays on offense.

►**Vs. Houston (Dec. 4):** Played 27 snaps and caught two passes for 16 yards (8.0 avg.).

►**Vs. Seattle (Dec. 11):** Played 34 snaps and caught an 8-yard pass over the middle to the Seattle 6 on third-and-4, absorbing a hit from LB K.J. Wright that was flagged for unnecessary roughness...The catch set up QB Aaron Rodgers' 3-yard TD pass to WR Jordy Nelson on the next play.

## **24 Quinten Rollins, CB, 2nd Year, Miami (Ohio)**

• Played in 14 games with four starts (two at LCB, two at RCB) in 2015, recording 35 tackles (25 solo), a sack, two interceptions (one for a TD) and nine passes defended in his rookie season.

• Was tied for No. 3 on the team in INTs and tied for No. 4 among NFL rookies.

• Finished second among Packers rookies (Aaron Ripkowski, nine) with seven special teams tackles.

• Recorded two interceptions vs. St. Louis last season in Week 5, becoming the first Green Bay rookie to do so since CB Casey Hayward had two at Houston on Oct. 14, 2012. Returned the first interception 45 yards for a TD, becoming the first Packers rookie to record a pick-six since S Marques Anderson in 2002 (vs. Detroit, Nov. 10).

**2016 SEASON:** Has played in 10 games with eight starts (three at LCB, five as the third CB) and has posted 31 tackles (25 solo), an interception and nine passes defended...Was inactive for three games (Weeks 6-8) due to a groin injury.

►**At Jacksonville (Sept. 11):** Started as the third CB as the defense opened in the nickel and played 47 snaps...Posted two tackles (one solo) and two passes defended (tied for the team lead)...With less than a minute remaining in the game and the Packers leading, 27-23, made a leaping breakup of QB Blake Bortles' pass intended for WR Allen Robinson in the end zone.

►**At Minnesota (Sept. 18):** Started as the third CB and played 41 snaps, posting a pair of solo tackles.

►**Vs. Detroit (Sept. 25):** Started as the third CB and played 67 of 68 defensive snaps...Recorded an assisted tackle.

►**Vs. N.Y. Giants (Oct. 9):** Started at LCB in place of an injured Damarious Randall (groin) and played all 56 snaps, one of five Green Bay players to do so on defense...Helped limit the Giants' top three WRs (Odell Beckham Jr., Sterling Shepard and Victor Cruz) to a combined seven catches for 70 yards (10.0 avg.) and a TD...Broke up a deep pass early in the fourth quarter from QB Eli Manning intended for Cruz, nearly making the interception as Cruz appeared to drag him down...Finished with four tackles (three solo) and a team-high two passes defended.

►**Vs. Dallas (Oct. 16):** Inactive due to a groin injury sustained in practice the day before the game.

►**Vs. Chicago (Oct. 20):** Inactive (groin).

►**At Atlanta (Oct. 30):** Inactive (groin).

►**Vs. Indianapolis (Nov. 6):** Returned to action after missing three games, opening at LCB and playing 62 of 68 snaps...Posted two tackles (both solo).

►**At Tennessee (Nov. 13):** Started at LCB and played 33 snaps, finishing with a tackle for a loss.

►**At Washington (Nov. 20):** Played 52 snaps and posted five tackles (four solo).

►**At Philadelphia (Nov. 28):** Appeared on 46 plays and posted three tackles (all solo) and a pass defended...Late in the first half, came on a blitz and made a left-handed deflection of a QB Carson Wentz pass intended for WR Dorial Green-Beckham in the flat.

►**Vs. Houston (Dec. 4):** Started as the third CB and played 63 of 66 snaps, recording five tackles (four solo) and two passes defended...Broke up a short pass from QB Brock Osweiler on third down in the first quarter intended for WR DeAndre Hopkins to force a Houston punt...Later in the quarter, dove to make a breakup of a pass from Osweiler to Hopkins near the sideline.

►**Vs. Seattle (Dec. 11):** Started as the third CB and played all 71 snaps, posting seven tackles (all solo), an interception and two passes defended...Early in the third quarter, made an interception as he got both feet in bounds in the end zone as he hauled in a pass from QB Russell Wilson intended for WR Doug Baldwin that was deflected by CB LaDarius Gunter...Early in the fourth quarter, broke up a short pass over the middle intended for Baldwin.

#### **47 Jake Ryan, LB, 2nd Year, Michigan**

• Played in 14 games with five starts as a rookie, opening at BLB for the final five contests. Registered 47 tackles (32 solo) and a fumble recovery on defense and six tackles on special teams.

• Started both postseason games and recorded 10 tackles (seven solo). Including the playoffs, tallied six or more tackles in six of the seven games he started in 2015.

• Served as a team captain for his final two seasons and was a three-time winner (2012-14) of the Roger Zatkoff Award, given to Michigan's top LB. He is the only player to win the award, which was established in 1991, three times.

**2016 SEASON:** Has played in 11 games with eight starts and ranks No. 2 on the team with 68 tackles (47 solo)...Has added eight tackles for a loss (tied for No. 2 on the team), three passes defended, four QB pressures and three QB hits...Has been inactive for two games (ankle)...Is tied for No. 2 on the team with eight tackles for a loss...Part of a run defense that ranks No. 9 in the league in rushing yards allowed per game (96.2), No. 10 in yards allowed per carry (3.96 avg.) and tied for No. 7 in runs of 10-plus yards allowed (30).

►**At Jacksonville (Sept. 11):** Started at ILB and played 43 snaps, finishing with eight tackles (four solo) and his first career pass defended...Broke up a short pass over the middle from QB Blake Bortles intended for WR Allen Hurns in the second quarter...Helped limit the Jaguars to just 48 yards rushing on 26 carries (1.8 avg.), the first time they had rushed for 48 or fewer yards on 25-plus attempts since Nov. 14, 1999 (vs. Baltimore, 47 yards on 26 attempts).

►**At Minnesota (Sept. 18):** Started at ILB, appearing on 45 of 58 plays, and registered a team-high nine tackles (six solo) and a pass defended...Stopped RB Adrian Peterson for a 2-yard loss on a run early in the third quarter...Helped limit Peterson to just 19 yards on 12 carries (1.6 avg.), tied for the fourth-lowest yardage total of Peterson's career, with a long of 5 yards.

►**Vs. Detroit (Sept. 25):** Started at ILB and played 56 snaps...Recorded eight tackles (five solo), including a tackle for a loss in the third quarter when he sprinted up the field to bring down RB Dwayne Washington for a 3-yard loss on a reception in the flat...Added a QB pressure...Helped limit the Lions to just 50 yards rushing on 23 carries (2.2 avg.).

►**Vs. N.Y. Giants (Oct. 9):** Started at ILB and played 41 snaps, finishing with six tackles (five solo), including a tackle for a loss...Came up to bring down RB Orleans Darkwa for a 1-yard loss on a run early in the third quarter...Helped limit the Giants to just 43 yards rushing on 15 carries (2.9 avg.), bringing Green Bay's four-game total to just 171 rushing yards allowed, the second-fewest allowed by an NFL team in the first four games of a season since individual stats began to be recorded in 1933 behind only the 157 yards allowed by the 1995 San Francisco 49ers.

►**Vs. Dallas (Oct. 16):** Didn't start as the defense opened with a lone ILB (Clay Matthews), but played 45 snaps and registered six tackles (four solo).

►**Vs. Chicago (Oct. 20):** Started at ILB and recorded five tackles (three solo).

►**At Atlanta (Oct. 30):** Started at ILB and played 47 snaps, matching his career high with a team-leading 10 tackles (career-best 10 solo)...Posted two tackles for a loss, with the stops coming on back-to-back plays in the second quarter on runs by RBs Terron Ward and Devonta Freeman.

►**Vs. Indianapolis (Nov. 6):** Started at ILB and played 55 snaps, finishing with a team-high nine tackles (eight solo), a QB pressure, a QB hit and a pass defended...Came up to tackle RB Frank Gore for a 3-yard loss on a fourth-quarter run...Added a tackle on special teams.

►**At Tennessee (Nov. 13):** Was limited to just two snaps on special teams after sustaining an ankle injury on Green Bay's punt after its first

possession.

►**At Washington (Nov. 20):** Inactive (ankle).

►**At Philadelphia (Nov. 28):** Inactive (ankle).

►**Vs. Houston (Dec. 4):** Returned to action after missing two games, starting and playing 38 snaps...Posted four tackles (two solo), including a tackle for a loss, two QB pressures and two QB hits...Knifed through the defense to get into the backfield and tackle RB Lamar Miller for a 4-yard loss on a run late in the first quarter...Came up the middle to hit QB Brock Osweiler as he got rid of the ball to RB Alfred Blue, who was brought down for a 9-yard loss by DT Letroy Guion after making the catch...Left the game late in the first quarter after reinjuring his ankle, but did return.

►**Vs. Seattle (Dec. 11):** Saw limited action, playing just eight snaps on defense and finishing with three tackles (all assisted)...On Seattle's opening drive, came up the middle to bring down RB Thomas Rawls for a 1-yard loss on third-and-1 along with LB Jayrone Elliott as the Packers forced the Seahawks to settle for a FG.

#### **10 Jacob Schum, P, 2nd Year, Buffalo**

• Was claimed off waivers on Aug. 30 from Tampa Bay, where played in all 16 games last season and averaged 41.9 yards per punt (38.0 net average) on 56 attempts with 15 punts inside the 20.

• Was originally signed as an undrafted free agent by the Cleveland Browns in 2013 and also spent time with the New York Jets.

**2016 SEASON:** Has played in all 13 games and has recorded a 44.1-yard gross average and a net average of 39.8 yards on 41 punts with 14 inside the 20.

►**At Jacksonville (Sept. 11):** Punted four times in his Green Bay debut, posting a 46.0-yard gross average with a net average of 42.5 yards.

►**At Minnesota (Sept. 18):** Posted a 38.6-yard gross average and net average on a season-high five punts, with one inside the 20.

►**Vs. Detroit (Sept. 25):** Punted twice on the afternoon (both in the fourth quarter) and recorded a 41.5-yard gross average and a net average of 33.5 yards...Had a 40-yard punt to the Detroit 12 that resulted in just a 1-yard return for WR Andre Roberts.

►**Vs. N.Y. Giants (Oct. 9):** Posted a 36.5-yard average and a 35.0-yard net average on four punts.

►**Vs. Dallas (Oct. 16):** Punted just once on the afternoon, a 47-yard kick late in the first half that was downed at the Dallas 3-yard line.

►**Vs. Chicago (Oct. 20):** Had only one punt for the second straight game, drilling a 46-yarder that was fair caught.

►**At Atlanta (Oct. 30):** Posted a 54.3-yard gross average on three punts, including a 58-yarder in the second quarter...Finished with a 38.3-yard net average.

►**Vs. Indianapolis (Nov. 6):** Posted a 48.3-yard gross average and a career-high 47.5-yard net average on four punts...Also placed two punts inside the 20-yard line, a season high, pinning the Colts at their 10 and their 4 in the second quarter...Boomed a career-long 65-yard punt in the second quarter.

►**At Tennessee (Nov. 13):** Registered a career-high 50.5-yard gross average on four punts with a 39.8-yard net average...Placed one punt inside the 20 and had a long of 57 yards.

►**At Washington (Nov. 20):** Punted three times on the evening, posting a 46.0-yard gross average and a 43.3-yard net average...Recorded a 58-yarder in the first quarter that was downed at the Washington 6.

►**At Philadelphia (Nov. 28):** Punted just once on the evening, a 43-yard kick in the second quarter that was downed at the Philadelphia 1-yard line.

►**Vs. Houston (Dec. 4):** Matched his season high with five punts, posting a 43.0-yard gross average and a 35.0-yard net average on the afternoon...Placed three punts inside the 20-yard line, matching his career high (at Houston, Sept. 27, 2015), pinning the Texans at their own 11-yard line twice in the second quarter and at their 12 in the fourth for the final series.

►**Vs. Seattle (Dec. 11):** Tied his career high for the second straight week by placing three punts inside the 20, averaging 34.0 yards for both gross and net on his four punts...Limited Seahawks WR Tyler Lockett to no punt returns for only the second time on the season as two of the punts resulted in fair catches, one was downed and one went out of bounds.



### **37 Sam Shields, CB, 7th Year, Miami**

- Has 23 interceptions (including the postseason) since entering the NFL in 2010, good for No. 6 in the NFL over that span.
- Was tied for the team lead with three interceptions in 2015, his fourth season with three-plus interceptions in the last five years, tied for No. 1 in the NFL over that span (2011-15).
- Earned his first career Pro Bowl selection in 2014, replacing Patriots CB Darrelle Revis, who played in the Super Bowl.
- Recorded a franchise-leading fifth career postseason interception in the 2014 NFC Championship Game at Seattle.

**2016 SEASON:** Played in one game and posted five tackles (four solo)... Was inactive for four games (Weeks 2-3, 5-6) due to a concussion before being placed on injured reserve on Oct. 18.

►**At Jacksonville (Sept. 11):** Started at RCB and played 62 snaps, finishing with five tackles (four solo)...Left the game late in the fourth quarter after sustaining a concussion.

►**At Minnesota (Sept. 18) – Vs. Dallas (Oct. 16):** Inactive (concussion).

### **78 Jason Spriggs, T, Rookie, Indiana**

- Played in 48 career games over four seasons with 47 starts at left tackle for the Hoosiers.
- Named first-team All-America by the Football Writers Association of America (FWAA) and *Phil Steele's College Football* as a senior. Also received the Hoosiers' Chris Dal Sasso Award (outstanding lineman) and was the first Outland Trophy semifinalist in school history.
- In 2014, was named honorable mention All-Big Ten by the media after giving up two sacks in 689 snaps and recording 45 knockdowns.

**2016 SEASON:** Has played in all 13 games with two starts (at RG), seeing action on offense and on special teams (extra points and field goals).

►**At Jacksonville (Sept. 11):** Played five snaps on special teams in his NFL debut.

►**At Minnesota (Sept. 18):** Appeared on two plays on special teams (extra points).

►**Vs. Detroit (Sept. 25):** Played six snaps on special teams.

►**Vs. N.Y. Giants (Oct. 9):** Saw his first action as a pro on offense, appearing on five snaps as an extra lineman on the right side.

►**Vs. Dallas (Oct. 16):** Saw the most significant action of his career, playing 18 offensive snaps as he took over at RT for an injured Bryan Bulaga (back) midway through the fourth quarter...Recovered a fumble by QB Aaron Rodgers on a sack late in the fourth quarter to retain possession for the Packers...Also saw action earlier in the game as an extra lineman.

►**Vs. Chicago (Oct. 20):** Played two snaps on offense as an extra lineman and played six on special teams.

►**At Atlanta (Oct. 30):** Appeared on one play as an extra lineman on offense and four snaps on special teams.

►**Vs. Indianapolis (Nov. 6):** Played five snaps on special teams.

►**At Tennessee (Nov. 13):** Played the final 24 offensive snaps at LT, coming in for an injured David Bakhtiari (knee) in the third quarter...It marked his first action at the LT spot in an NFL regular-season game.

►**At Washington (Nov. 20):** Appeared on a career-high 31 snaps on offense, taking over at RG for an injured Don Barclay (shoulder) to start the second half...Played 27 snaps at RG before moving over to LT for Bakhtiari (coach's decision) for the final four plays.

►**At Philadelphia (Nov. 28):** Made his first NFL start, opening at RG with T.J. Lang (foot) sidelined and Barclay (shoulder) limited...Played all 71 snaps, protecting Rodgers as the line didn't allow a sack and provided time for him to complete 30 of 39 passes for 313 yards and two TDs for a 116.7 passer rating...The zero-sack game came against an Eagles defense that entered the contest ranked No. 7 in the league in sacks with 26... Helped the offense register its fourth straight game with 385-plus yards (387), the longest single-season streak by the Packers since 2013 (Weeks 1-5)...Part of an offense that converted 10 of 14 third downs, a 71.4 conversion rate that is the best by an NFL team this season and the best by Green Bay since at Minnesota on Oct. 27, 2013 (13 of 18, 72.2 percent).

►**Vs. Houston (Dec. 4):** Started at RG for the second straight game and played all 58 snaps...Was part of a line that allowed just one sack of Rodgers on the afternoon...Helped give Rodgers time to complete 20 of 30

passes for 209 yards and two TDs with no INTs for a 108.9 rating, his third straight game with a 100-plus rating.

►**Vs. Seattle (Dec. 11):** Played six snaps on offense as an extra lineman and seven on special teams.

### **44 James Starks, RB, 7th Year, Buffalo**

- Played in all 16 games for the second straight season in 2015 and recorded career highs in starts (four), rushing yards (601), receptions (43), receiving yards (392), receiving TDs (three) and yards from scrimmage (993).

• Was one of just five RBs in the league to register 600-plus rushing yards and 390-plus receiving yards in 2015.

• Rushed for 493 yards and a career-high three TDs on 89 carries in 2013, an average of 5.54 yards per carry that ranked No. 1 in the NFL among players with 80-plus attempts.

• Posted a league-leading 315 rushing yards in the 2010 postseason, third most ever by a rookie RB in the postseason behind only Washington's Timmy Smith (342 in 1987) and Baltimore's Jamal Lewis (338 in 2000).

**2016 SEASON:** Has played in nine games with four starts and has 145 yards rushing on 63 carries (2.3 avg.) with 19 catches for 134 yards (7.1 avg.) and two TDs...Was sidelined for four games due to an injured knee (Weeks 6-9).

►**At Jacksonville (Sept. 11):** Had four carries for 7 yards (1.8 avg.) and a 6-yard catch in 18 snaps of action.

►**At Minnesota (Sept. 18):** Posted a 16-yard reception and 3 rushing yards on seven carries (0.4 avg.).

►**Vs. Detroit (Sept. 25):** Registered a 9-yard catch and had one carry for -1 yards.

►**Vs. N.Y. Giants (Oct. 9):** Saw his most significant action of the season with RB Eddie Lacy sidelined with an ankle injury for much of the second half...Posted 33 rushing yards on 12 carries (2.8 avg.) and added three receptions for 19 yards (6.3 avg.).

►**Vs. Dallas (Oct. 16):** Inactive (knee).

►**Vs. Chicago (Oct. 20):** Inactive (knee).

►**At Atlanta (Oct. 30):** Inactive (knee).

►**Vs. Indianapolis (Nov. 6):** Inactive (knee).

►**At Tennessee (Nov. 13):** Returned to action after missing four games, starting the game and rushing for 33 yards on seven carries (4.7 avg.)...Added three catches for 11 yards (3.7 avg.), highlighted by his 13-yard TD reception on a screen late in the first half...It marked his first TD grab since Week 14 last season vs. Dallas.

►**At Washington (Nov. 20):** Started and played 33 snaps, finishing with a season-high five receptions for 46 yards (9.2 avg.) and a TD with 25 yards rushing on nine carries (2.8 avg.)...On the first play of the fourth quarter, found himself wide open to the right of Rodgers on third down, catching the screen pass and going untouched for a 31-yard TD, the longest catch of his career.

►**At Philadelphia (Nov. 28):** Started and played a season-high 54 snaps, rushing for 41 yards on 17 carries (2.4 avg.) and catching five passes for 27 yards (5.4 avg.).

►**Vs. Houston (Dec. 4):** Started and had four carries for 1 yard (0.3 avg.).

►**Vs. Seattle (Dec. 11):** Carried the ball two times for 3 yards (1.5 avg.).

### **65 Lane Taylor, G, 4th Year, Oklahoma State**

- Started the first games of his career in 2015, opening at RG at Detroit in Week 13 in place of an injured T.J. Lang and at LG in Week 17 vs. Minnesota with Josh Sitton sliding to LT in place of an injured David Bakhtiari.

• Played in all 16 contests in 2014, seeing limited action on offense at both guard spots and as an extra lineman, and on special teams.

• Was one of three rookie free agents to make Green Bay's opening-day roster in 2013.

**2016 SEASON:** Has started all 13 games at LG...Part of a line that has helped the Packers rank in the top 10 in the NFL in third-down conversions (No. 2, 47.1), scoring (No. 7, 25.6), time of possession (No. 8, 31:03), first downs (tied for No. 8, 282), 10-play drives (tied for No. 10, 26) and passing yards (No. 10, 259.3).

► **At Jacksonville (Sept. 11):** Started at LG and played all 64 snaps... Helped protect QB Aaron Rodgers as he was sacked just one time on the afternoon and as he threw for 199 yards and two TDs on 20-of-34 passing with a rushing TD.

► **At Minnesota (Sept. 18):** Started at LG and played all 71 snaps.

► **Vs. Detroit (Sept. 25):** Started at LG and played all 54 snaps, helping to clear the way for RB Eddie Lacy's season-high 103 yards rushing on just 17 carries (6.1 avg.)...Also protected Rodgers as he threw a season-high four TD passes, with all of them coming in the first half.

► **Vs. N.Y. Giants (Oct. 9):** Started at LG and played all 80 snaps, helping the offense record season bests for total yards (406), rushing yards (147), first downs (23) and time of possession (36:38)...Part of a line that did not allow a sack of Rodgers and helped clear the way for Lacy's 81 rushing yards on just 11 carries (7.4 avg.).

► **Vs. Dallas (Oct. 16):** Started at LG and played all 70 snaps, helping the offense post season highs for total first downs (24) and passing first downs (17)...Protected Rodgers as he completed 31 of 42 passes for 294 yards and a TD with one INT and was sacked just once on the afternoon.

► **Vs. Chicago (Oct. 20):** Started at LG and appeared on all 87 plays, helping the offense record 406 total yards (tied for the season high) and a 39:36 time of possession, the best mark by Green Bay since Oct. 27, 2013, at Minnesota (40:54)...Protected Rodgers as he completed a franchise-record 39 passes, including 10-plus passes to three different players (WRs Davante Adams, Randall Cobb and Ty Montgomery), only the second time in NFL history (New England Patriots, Nov. 13, 1994) that a team has accomplished that feat in a game.

► **At Atlanta (Oct. 30):** Started at LG and played all 62 snaps, helping protect Rodgers as he threw for 246 yards and four TDs on 28-of-38 passing...Helped the offense rack up 108 rushing yards on 19 carries (5.7 avg.).

► **Vs. Indianapolis (Nov. 6):** Started at LG and played all 69 snaps, helping the offense register 405 total yards...Protected Rodgers as he threw for 297 yards and three TDs on 26-of-43 passing, his third straight game with three-plus TD passes.

► **At Tennessee (Nov. 13):** Started at LG and played all 78 snaps, helping the offense record 402 total yards, the third 400-yard outing in the last four games.

► **At Washington (Nov. 20):** Started at LG and played all 70 snaps, helping to protect Rodgers as he threw for 351 yards and three TDs on 26-of-41 passing, only the third time in his career that he posted back-to-back 350-yard passing games (2009, 2011)...Part of an offense that posted a season-high 424 total yards, its third straight game with 400-plus yards, only the second time the Packers have done so in the last seven seasons (Weeks 8, 10-11 in 2014).

► **At Philadelphia (Nov. 28):** Started at LG and played all 71 snaps, protecting Rodgers as the line didn't allow a sack and provided time for him to complete 30 of 39 passes for 313 yards and two TDs for a 116.7 passer rating...The zero-sack game came against an Eagles defense that entered the contest ranked No. 7 in the league in sacks with 26...Helped the offense register its fourth straight game with 385-plus yards (387), the longest single-season streak by the Packers since 2013 (Weeks 1-5)...Part of an offense that converted 10 of 14 third downs, a 71.4 conversion rate that is the best by an NFL team this season and the best by Green Bay since at Minnesota on Oct. 27, 2013 (13 of 18, 72.2 percent).

► **Vs. Houston (Dec. 4):** Started at LG and played all 58 snaps as part of a line that allowed just one sack of Rodgers on the afternoon...Helped give Rodgers time to complete 20 of 30 passes for 209 yards and two TDs with no INTs for a 108.9 rating, his third straight game with a 100-plus rating.

► **Vs. Seattle (Dec. 11):** Started at LG and played all 59 snaps, helping to protect Rodgers as he completed 18 of 23 passes for 246 yards and three TDs with no INTs for a 150.8 passer rating, the fourth-highest rating of his career...Part of a line that allowed just one sack, the third straight game with either one or zero sacks allowed, Green Bay's longest streak since a four-game stretch to end the 2014 season.

#### **48 Joe Thomas, LB, 2nd Year, South Carolina State**

• Played in 14 games in 2015 and registered 24 tackles (16 solo), a sack, a forced fumble, five QB hits, four pressures and two passes defended.  
• Added nine tackles on special teams, which was tied for No. 4 on the

team.

• Was with the Packers during the 2015 offseason and preseason before being waived on Sept. 5, 2015. Was signed to Green Bay's 53-man roster on Sept. 21, 2015, from the Dallas Cowboys' practice squad.

• Entered the league with the Packers as an undrafted free agent in May 2014. Was on Green Bay's practice squad for the final eight games of the 2014 regular season and both playoff contests.

**2016 SEASON:** Has played in all 13 games with four starts and has recorded 58 tackles (46 solo), two tackles for a loss, two QB hits, two QB pressures, an interception, a fumble recovery and five passes defended... Has posted two tackles on special teams.

► **At Jacksonville (Sept. 11):** Played 25 snaps on defense and recorded three tackles (two solo) and his first career interception...The INT came on his first snap of the season when he picked off QB Blake Bortles' pass intended for WR Marqise Lee that was deflected by CB Quinten Rollins at the Jacksonville 41...On the play, initially came on a blitz up the middle before turning back to head up the field and make the interception, returning it 9 yards to help set up the Green Bay offense for its first score of the day...Was one of a host of defenders to bring down WR Allen Hurns for a 1-yard loss on fourth-and-1 with 23 seconds remaining to secure the 27-23 victory for Green Bay.

► **At Minnesota (Sept. 18):** Appeared on 17 plays on defense and 18 on special teams...Registered a career-high five tackles (all solo), including a tackle for a loss when he drilled RB Jerick McKinnon for a 1-yard loss on a pass in the flat in the first quarter.

► **Vs. Detroit (Sept. 25):** Played 38 snaps on defense and recorded three tackles (all solo)...Led the defense with a career-high two passes defended, including one midway through the fourth quarter when he made a leaping deflection of QB Matthew Stafford's pass deep over the middle intended for TE Eric Ebron, a pass that he nearly intercepted...Added a tackle on special teams.

► **Vs. N.Y. Giants (Oct. 9):** Appeared on a season-high 41 plays and posted two tackles (one solo) and a pass defended...Jumped to make a deflection of QB Eli Manning's pass intended for WR Sterling Shepard in the fourth quarter on a third down to force a punt.

► **Vs. Dallas (Oct. 16):** Played 10 snaps on defense and recorded an assisted tackle and his first career fumble recovery...Late in the first quarter, recovered a QB Dak Prescott fumble forced by LB Julius Peppers on a sack, catching the ball in the air and returning it 6 yards to the Green Bay 30.

► **Vs. Chicago (Oct. 20):** Appeared on 17 plays on defense and 16 on special teams.

► **At Atlanta (Oct. 30):** Played 22 snaps on defense and 11 on special teams...Recorded five tackles (four solo) on defense.

► **Vs. Indianapolis (Nov. 6):** Posted three tackles (all solo) in 13 snaps of action on defense.

► **At Tennessee (Nov. 13):** Was a last-minute starter at ILB after Jake Ryan sustained an ankle injury covering Green Bay's first punt of the day... Played all 60 defensive snaps, joining S Ha Ha Clinton-Dix as the only Packers to do so, and registered seven tackles (four solo)...Recovered Titans K Ryan Succop's surprise onside kick on the opening kickoff of the game, giving Green Bay the ball at the Tennessee 49...Added a tackle on special teams.

► **At Washington (Nov. 20):** Played every defensive snap for the second straight week, starting in place of an injured Ryan (ankle), and posted eight tackles (four solo)...Early in the first quarter, came up the middle to bring down RB Robert Kelley for a 3-yard loss at the Washington 3.

► **At Philadelphia (Nov. 28):** Started and played all 59 snaps, his third straight game appearing on every defensive play...Registered five tackles (four solo), two QB pressures and two QB hits...Late in the first half, chased down QB Carson Wentz and put a hit on him to force an incomplete pass.

► **Vs. Houston (Dec. 4):** Played 63 of 66 snaps on defense, finishing with seven tackles (six solo) and a pass defended...Late in the fourth quarter, turned and ran down the seam with TE C.J. Fiedorowicz, breaking up QB Brock Osweiler's pass intended for him near midfield.

► **Vs. Seattle (Dec. 11):** Started as the lone inside LB as the defense opened in dime and played all 71 snaps...Led the team with a career-high

10 tackles (all solo).

### **73 JC Tretter, C/G, 4th Year, Cornell**

- Saw the most significant action of his career in 2015, appearing in all 16 games with three starts at center in place of an injured Corey Linsley.
- Has seen game action at center, left guard and both tackle spots during his NFL career.
- Was on track to be the starting center in 2014, opening at that position for the first three preseason contests that year, but sustained a knee injury vs. Oakland (Aug. 22) that would sideline him for the first half of the season.
- Played in the final eight regular-season games and both playoff contests. Spent the majority of his rookie campaign in 2013 on reserve/physically unable to perform after sustaining a significant ankle injury during the first practice of Organized Team Activities in the spring.

**2016 SEASON:** Has started all seven games he has played in at C...Part of a line that has helped the Packers rank in the top 10 in the NFL in third-down conversions (No. 2, 47.1), scoring (No. 7, 25.6), time of possession (No. 8, 31:03), first downs (tied for No. 8, 282), 10-play drives (tied for No. 10, 26) and passing yards (No. 10, 259.3).

►**At Jacksonville (Sept. 11):** Started at C and played all 64 snaps... Helped protect QB Aaron Rodgers as he was sacked just one time on the afternoon and as he threw for 199 yards and two TDs on 20-of-34 passing with a rushing TD.

►**At Minnesota (Sept. 18):** Started at C and appeared on all 71 offensive plays...Had a key fumble recovery in the first quarter, diving on a fumble by QB Aaron Rodgers on a sack at the Green Bay 12.

►**Vs. Detroit (Sept. 25):** Started at C and played all 54 snaps, helping to clear the way for RB Eddie Lacy's season-high 103 yards rushing on just 17 carries (6.1 avg.)...Also protected Rodgers as he threw a season-high four TD passes, with all of them coming in the first half.

►**Vs. N.Y. Giants (Oct. 9):** Started at C and played all 80 snaps, helping the offense record season bests for total yards (406), rushing yards (147), first downs (23) and time of possession (36:38)...Part of a line that did not allow a sack of Rodgers and helped clear the way for Lacy's 81 rushing yards on just 11 carries (7.4 avg.).

►**Vs. Dallas (Oct. 16):** Started at C and played all 70 snaps, helping the offense post season highs for total first downs (24) and passing first downs (17)...Protected Rodgers as he completed 31 of 42 passes for 294 yards and a TD with one INT and was sacked just once on the afternoon.

►**Vs. Chicago (Oct. 20):** Started at C and appeared on all 87 plays, helping the offense record 406 total yards (tied for the season high) and a 39:36 time of possession, the best mark by Green Bay since Oct. 27, 2013, at Minnesota (40:54)...Protected Rodgers as he completed a franchise-record 39 passes, including 10-plus passes to three different players (WRs Davante Adams, Randall Cobb and Ty Montgomery), only the second time in NFL history (New England Patriots, Nov. 13, 1994) that a team has accomplished that feat in a game.

►**At Atlanta (Oct. 30):** Started at C and played all 62 snaps, helping protect Rodgers as he threw for 246 yards and four TDs on 28-of-38 passing...Helped the offense rack up 108 rushing yards on 19 carries (5.7 avg.)...Sustained a knee injury on the second-to-last play of the game.

►**Vs. Indianapolis (Nov. 6) – Vs. Seattle (Dec. 11):** Inactive (knee).

# National Football League Game Summary

NFL Copyright © 2016 by The National Football League. All rights reserved. This summary and play-by-play is for the express purpose of assisting media in their coverage of the game; any other use of this material is prohibited without the written permission of the National Football League. Updated: 12/12/2016

Date: Sunday, 12/11/2016

## Seattle Seahawks at Green Bay Packers

Start Time: 3:25 PM CST

at Lambeau Field, Green Bay, WI

### Game Day Weather

Temp: 26° F (-3.3° C) Humidity: 85%, Wind: W 5 mph  
Wind Chill: 20

Played Outdoor on Turf: DD GrassMaster

### Officials

Referee: Coleman, Walt (65) Umpire: Rice, Jeff (44) Head Linesman: Bowers, Derick (74)  
Line Judge: Codey, Kevin (16) Side Judge: Eck, Alan (76) Field Judge: Brown, Terry (43)  
Back Judge: Miles, Terrence (111) Replay Official: Nazzaro, Louis ( )

### Lineups

Seattle Seahawks			Green Bay Packers				
Offense		Defense	Offense		Defense		
WR	89 D.Baldwin	LDE	72 M.Bennett	WR	87 J.Nelson	NT	98 L.Guion
WR	16 T.Lockett	LDT	77 A.Rubin	LT	69 D.Bakhtiari	DT	76 M.Daniels
LT	74 G.Fant	RDT	93 T.McDaniel	LG	65 L.Taylor	LOLB	95 D.Jones
LG	63 M.Glowinski	RDE	56 C.Avril	C	63 C.Linsley	ILB	48 J.Thomas
C	68 J.Britt	MLB	54 B.Wagner	RG	70 T.Lang	ROLB	56 J.Peppers
RG	76 G.Ifedi	OLB	50 K.Wright	RT	75 B.Bulaga	LCB	23 D.Randall
RT	78 B.Sowell	LCB	25 R.Sherman	TE	89 J.Cook	RCB	36 L.Gunter
TE	88 J.Graham	RCB	35 D.Shead	WR	17 D.Adams	CB	24 Q.Rollins
WR	15 J.Kearse	SS	31 K.Chancellor	QB	12 A.Rodgers	SS	42 M.Burnett
QB	3 R.Wilson	FS	23 S.Terrell	RB	88 T.Montgomery	FS	21 H.Clinton-Dix
RB	34 T.Rawls	CB	20 J.Lane	FB	22 A.Ripkowski	S	33 M.Hyde

### Substitutions

QB 2 T.Boykin, K 4 S.Hauschka, P 9 J.Ryan, WR 10 P.Richardson, WR 19 T.McEvoy, CB 21 D.Elliott, CB 27 N.Thorpe, SS 32 J.Johnson, SS 33 K.McCray, RB 36 A.Collins, LB 41 D.McDonald, RB 43 T.Pope, FB 44 M.Reece, LS 48 N.Frese, C 53 J.Hunt, DE 55 F.Clark, LB 57 M.Morgan, LB 58 K.Pierre-Louis, G 70 R.Odhiambo, TE 81 N.Vannett, TE 82 L.Willson, TE 86 B.Williams, DT 90 J.Reed, DE 91 C.Marsh

### Substitutions

K 2 M.Crosby, QB 7 B.Hundley, P 10 J.Schum, WR 18 R.Cobb, CB 20 M.Dorleant, S 25 M.Evans, CB 28 J.Hawkins, S 29 K.Brice, RB 32 C.Michael, FB 40 J.Kerridge, RB 44 J.Starks, LB 47 J.Ryan, LB 52 C.Matthews, LB 54 C.Bradford, LS 61 B.Goode, T/G 67 D.Barclay, T 78 J.Spriggs, WR 81 G.Allison, TE 82 R.Rodgers, WR 83 J.Janis, LB 91 J.Elliott, DE 94 D.Lowry, DT 97 K.Clark, DT 99 C.Ringo

### Did Not Play

### Did Not Play

### Not Active

RB 22 C.Prorise, SS 40 T.Powell, FB 46 W.Tukuafu, LB 52 B.Coyle, T 79 G.Gilliam, DT 92 J.Jenkins, DE 97 D.Moore

### Not Active

WR 11 T.Davis, LB 50 B.Martinez, LB 51 K.Fackrell, LB 53 N.Perry, T 68 K.Murphy, C/G 73 J.Tretter

### Field Goals (made ( ) & missed)

Player	Attempts	Made	Missed	OT	Total
S.Hauschka	(28)	1	27	0	28
M.Crosby	51	38	13	0	51
WR	(38)	3	35	0	38
VISITOR: Seattle Seahawks		3	0	0	10
HOME: Green Bay Packers		7	14	0	38

### Scoring Plays

Team	Qtr	Time	Play Description (Extra Point) (Drive Info)	Visitor	Home
Packers	1	13:30	D.Adams 66 yd. pass from A.Rodgers (M.Crosby kick) (3-75, 1:30)	0	7
Seahawks	1	6:16	S.Hauschka 28 yd. Field Goal (13-64, 7:14)	3	7
Packers	2	9:36	T.Montgomery 1 yd. run (M.Crosby kick) (4-26, 2:17)	3	14
Packers	2	5:15	J.Nelson 9 yd. pass from A.Rodgers (M.Crosby kick) (5-48, 2:44)	3	21
Packers	3	4:24	J.Nelson 3 yd. pass from A.Rodgers (M.Crosby kick) (7-32, 3:16)	3	28
Packers	4	10:31	M.Crosby 38 yd. Field Goal (5-19, 1:15)	3	31
Seahawks	4	8:21	T.McEvoy 21 yd. pass from R.Wilson (S.Hauschka kick) (7-75, 2:10)	10	31
Packers	4	5:43	J.Janis 19 yd. run (M.Crosby kick) (1-19, 0:07)	10	38

Paid Attendance: 78,057

Time: 3:11

Seattle Seahawks vs Green Bay Packers

12/11/2016 at Lambeau Field

# Final Individual Statistics

## Seattle Seahawks

## Green Bay Packers

RUSHING						RUSHING					
	ATT	YDS	AVG	LG	TD		ATT	YDS	AVG	LG	TD
T.Rawls	12	67	5.6	15	0	T.Montgomery	9	41	4.6	17	1
A.Collins	7	23	3.3	8	0	C.Michael	10	36	3.6	10	0
R.Wilson	4	19	4.8	8	0	J.Janis	1	19	19.0	19	1
T.Lockett	2	15	7.5	13	0	J.Starks	2	3	1.5	2	0
T.Pope	1	12	12.0	12	0	A.Ripkowski	3	2	0.7	2	0
						B.Hundley	2	-2	-1.0	-1	0
						A.Rodgers	3	-6	-2.0	-1	0
Total	26	136	5.2	15	0	Total	30	93	3.1	19	2

PASSING									PASSING								
	ATT	CMP	YDS	SK/YD	TD	LG	IN	RT		ATT	CMP	YDS	SK/YD	TD	LG	IN	RT
R.Wilson	39	22	240	3/22	1	31	5	43.7	A.Rodgers	23	18	246	1/9	3	66	0	150.8
									B.Hundley	2	0	0	0/0	0	0	0	39.6
Total	39	22	240	3/22	1	31	5	43.7	Total	25	18	246	1/9	3	66	0	142.7

PASS RECEIVING							PASS RECEIVING						
	TAR	REC	YDS	AVG	LG	TD		TAR	REC	YDS	AVG	LG	TD
D.Baldwin	11	6	46	7.7	10	0	J.Nelson	7	6	41	6.8	11	2
T.Lockett	6	4	41	10.3	15	0	D.Adams	6	4	104	26.0	66	1
T.McEvoy	3	3	41	13.7	21	1	T.Montgomery	4	3	45	15.0	24	0
A.Collins	3	3	33	11.0	14	0	R.Cobb	3	3	33	11.0	25	0
M.Reece	2	2	38	19.0	31	0	J.Cook	2	1	15	15.0	15	0
J.Graham	4	1	16	16.0	16	0	R.Rodgers	2	1	8	8.0	8	0
L.Willson	1	1	11	11.0	11	0	A.Ripkowski	1	0	0	0.0	0	0
J.Kearse	6	1	7	7.0	7	0							
T.Rawls	2	1	7	7.0	7	0							
T.Pope	1	0	0	0.0	0	0							
Total	39	22	240	10.9	31	1	Total	25	18	246	13.7	66	3

INTERCEPTIONS						INTERCEPTIONS					
	NO	YDS	AVG	LG	TD		NO	YDS	AVG	LG	TD
Total	0	0	0	0	0	D.Randall	2	47	23.5	26	0
						M.Burnett	1	19	19.0	19	0
						M.Hyde	1	11	11.0	11	0
						Q.Rollins	1	0	0.0	0	0
						Total	5	77	15.4	26	0

PUNTING								PUNTING							
	NO	YDS	AVG	NET	TB	IN20	LG		NO	YDS	AVG	NET	TB	IN20	LG
J.Ryan	4	136	34.0	34.0	0	2	42	J.Schum	4	154	38.5	38.5	0	3	49
Total	4	136	34.0	34.0	0	2	42	Total	4	154	38.5	38.5	0	3	49

PUNT RETURNS							PUNT RETURNS						
	NO	YDS	AVG	FC	LG	TD		NO	YDS	AVG	FC	LG	TD
T.Lockett	0	0	0.0	2	0	0	M.Hyde	1	0	0.0	0	0	0
[DOWNED]	1	0	0.0	0	0	0	R.Cobb	0	0	0.0	2	0	0
[OUT OF BOUNDS]	1	0	0.0	0	0	0	[OUT OF BOUNDS]	1	0	0.0	0	0	0
Total	0	0	0.0	2	0	0	Total	1	0	0.0	2	0	0

KICKOFF RETURNS							KICKOFF RETURNS						
	NO	YDS	AVG	FC	LG	TD		NO	YDS	AVG	FC	LG	TD
T.Lockett	5	136	27.2	0	32	0	T.Montgomery	2	36	18.0	0	20	0
[TOUCHBACK]	2	0	0.0	0	0	0							
Total	5	136	27.2	0	32	0	Total	2	36	18.0	0	20	0

### Seattle Seahawks

FUMBLES											
	FUM	LOST	OWN-REC	YDS	TD	FORCED	OPP-REC	YDS	TD	OUT-BDS	
A.Collins	1	1	0	0	0	0	0	0	0	0	
Total	1	1	0	0	0	0	0	0	0	0	

### Green Bay Packers

FUMBLES											
	FUM	LOST	OWN-REC	YDS	TD	FORCED	OPP-REC	YDS	TD	OUT-BDS	
C.Ringo	0	0	0	0	0	1	0	0	0	0	
K.Brice	0	0	0	0	0	0	1	0	0	0	

Seattle Seahawks vs Green Bay Packers

12/11/2016 at Lambeau Field

# Final Individual Statistics

Total

0 0 0 0 0 1 1 0 0 0

Seattle Seahawks vs Green Bay Packers  
12/11/2016 at Lambeau Field

# Final Team Statistics

	Visitor Seahawks	Home Packers
<b>TOTAL FIRST DOWNS</b>	22	18
By Rushing	7	5
By Passing	14	10
By Penalty	1	3
<b>THIRD DOWN EFFICIENCY</b>	6-12-50%	4-11-36%
<b>FOURTH DOWN EFFICIENCY</b>	0-1-0%	0-1-0%
<b>TOTAL NET YARDS</b>	354	330
Total Offensive Plays (inc. times thrown passing)	68	56
Average gain per offensive play	5.2	5.9
<b>NET YARDS RUSHING</b>	136	93
Total Rushing Plays	26	30
Average gain per rushing play	5.2	3.1
Tackles for a loss-number and yards	2-2	5-11
<b>NET YARDS PASSING</b>	218	237
Times thrown - yards lost attempting to pass	3-22	1-9
Gross yards passing	240	246
<b>PASS ATTEMPTS-COMPLETIONS-HAD INTERCEPTED</b>	39-22-5	25-18-0
Avg gain per pass play (inc.# thrown passing)	5.2	9.1
<b>KICKOFFS Number-In End Zone-Touchbacks</b>	3-0-0	7-3-2
<b>PUNTS Number and Average</b>	4-34.0	4-38.5
Had Blocked	0	0
<b>FGs - PATs Had Blocked</b>	0-0	0-0
<b>Net Punting Average</b>	34.0	38.5
<b>TOTAL RETURN YARDAGE (Not Including Kickoffs)</b>	0	77
No. and Yards Punt Returns	0-0	1-0
No. and Yards Kickoff Returns	5-136	2-36
No. and Yards Interception Returns	0-0	5-77
<b>PENALTIES Number and Yards</b>	7-63	5-50
<b>FUMBLES Number and Lost</b>	1-1	0-0
<b>TOUCHDOWNS</b>	1	5
Rushing	0	2
Passing	1	3
<b>EXTRA POINTS Made-Attempts</b>	1-1	5-5
Kicking Made-Attempts	1-1	5-5
<b>FIELD GOALS Made-Attempts</b>	1-1	1-2
<b>RED ZONE EFFICIENCY</b>	0-1-0%	4-4-100%
<b>GOAL TO GO EFFICIENCY</b>	0-0-0%	3-3-100%
<b>SAFETIES</b>	0	0
<b>FINAL SCORE</b>	10	38
<b>TIME OF POSSESSION</b>	31:50	28:10

**Seattle Seahawks vs Green Bay Packers**  
**12/11/2016 at Lambeau Field**

# Ball Possession And Drive Chart

**Seattle Seahawks**

#	Time Recd	Time Lost	Time Poss	How Ball Obtained	Drive Began	# Play	Yds Gain	Yds Pen	Net Yds	1st Down	Last Scrm	How Given Up
1	13:30	6:16	7:14	Kickoff	SEA 26	13	64	0	64	4	* GB 10	Field Goal
2	2:05	0:27	1:38	Missed FG	SEA 42	3	9	0	9	0	GB 49	Punt
3	13:08	11:53	1:15	Punt	SEA 16	2	3	15	18	1	SEA 34	Interception
4	9:36	7:59	1:37	Kickoff	SEA 26	3	-9	0	-9	0	SEA 17	Punt
5	5:15	2:27	2:48	Kickoff	SEA 25	7	31	0	31	2	GB 44	Punt
6	1:14	0:22	0:52	Punt	SEA 10	4	45	5	50	2	GB 40	Interception
7	15:00	11:04	3:56	Kickoff	SEA 34	8	46	0	46	3	GB 20	Interception
8	8:53	7:40	1:13	Punt	SEA 33	2	2	5	7	0	SEA 40	Interception
9	4:24	2:25	1:59	Kickoff	SEA 31	3	8	-5	3	0	SEA 34	Punt
10	14:04	11:46	2:18	Punt	SEA 18	7	21	0	21	1	SEA 39	Downs
11	10:31	8:21	2:10	Kickoff	SEA 25	7	75	0	75	5	GB 21	Touchdown
12	6:00	5:50	0:10	Downs	SEA 37	1	0	0	0	0	SEA 37	Interception
13	5:43	1:03	4:40	Kickoff	SEA 18	9	59	-10	49	4	GB 37	Fumble

(341) Average SEA 26

**Green Bay Packers**

#	Time Recd	Time Lost	Time Poss	How Ball Obtained	Drive Began	# Play	Yds Gain	Yds Pen	Net Yds	1st Down	Last Scrm	How Given Up
1	15:00	13:30	1:30	Kickoff	GB 25	3	75	0	75	1	GB 34	Touchdown
2	6:16	2:05	4:11	Kickoff	GB 26	8	35	5	40	2	SEA 34	Missed FG
3	0:27	13:08	2:19	Punt	GB 14	5	37	0	37	1	SEA 49	Punt
4	11:53	9:36	2:17	Interception	SEA 26	4	26	0	26	2	* SEA 1	Touchdown
5	7:59	5:15	2:44	Punt	SEA 48	5	48	0	48	3	* SEA 9	Touchdown
6	2:27	1:14	1:13	Punt	GB 16	5	34	0	34	1	50	Punt
7	0:22	0:00	0:22	Interception	GB 21	1	-1	0	-1	0	GB 21	End of Half
8	11:04	8:53	2:11	Interception	GB 20	3	0	15	15	1	GB 35	Punt
9	7:40	4:24	3:16	Interception	SEA 32	7	29	3	32	4	* SEA 3	Touchdown
10	2:25	14:04	3:21	Punt	GB 14	5	19	0	19	1	GB 33	Punt
11	11:46	10:31	1:15	Downs	SEA 39	5	4	15	19	1	SEA 20	Field Goal
12	8:21	6:00	2:21	Kickoff	SEA 44	4	7	0	7	0	SEA 35	Downs
13	5:50	5:43	0:07	Interception	SEA 19	1	19	0	19	1	* SEA 19	Touchdown
14	1:03	0:00	1:03	Fumble	GB 27	2	-2	0	-2	0	GB 26	End of Game

(555) Average GB 40

\* inside opponent's 20

**Time of Possession by Quarter**

		1st	2nd	3rd	4th	OT	Total
<b>Visitor</b>	Seattle Seahawks	8:52	6:32	7:08	9:18		31:50
<b>Home</b>	Green Bay Packers	6:08	8:28	7:52	5:42		28:10

**Kickoff Drive No.-Start Average**

Seahawks: 7 - SEA 26

Packers: 2 - GB 26









## First Quarter

12/11/2016

## Play By Play

SEA wins the coin toss and elects to defer. GB elects to Receive, and SEA elects to defend the north goal.

S.Hauschka kicks 56 yards from SEA 35 to GB 9. T.Montgomery to GB 25 for 16 yards (D.McDonald).

## Green Bay Packers at 15:00, (1st play from scrimmage 14:54)

1-10-GB 25 (14:54) (Shotgun) A.Rodgers pass short right to J.Nelson pushed ob at GB 34 for 9 yards (J.Lane) [C.Avril].

2-1-GB 34 (14:24) T.Montgomery up the middle to GB 34 for no gain (M.Bennett, B.Wagner).

3-1-GB 34 (13:41) (Shotgun) A.Rodgers pass deep right to D.Adams for 66 yards, TOUCHDOWN. P1

M.Crosby extra point is GOOD, Center-B.Goode, Holder-J.Schum.

SEA 0 GB 7, 3 plays, 75 yards, 1:30 drive, 1:30 elapsed

M.Crosby kicks 64 yards from GB 35 to SEA 1. T.Lockett to SEA 26 for 25 yards (J.Hawkins).

## Seattle Seahawks at 13:30, (1st play from scrimmage 13:25)

1-10-SEA 26 (13:25) (Shotgun) R.Wilson pass short right to D.Baldwin to SEA 34 for 8 yards (D.Randall; M.Burnett).

2-2-SEA 34 (12:54) T.Rawls left guard to SEA 35 for 1 yard (M.Daniels).

3-1-SEA 35 (12:15) T.Rawls up the middle to SEA 48 for 13 yards (M.Hyde, J.Thomas). R1

1-10-SEA 48 (11:33) R.Wilson scrambles up the middle to GB 48 for 4 yards (M.Burnett).

2-6-GB 48 (10:50) (Shotgun) R.Odhiambo reported in as eligible. R.Wilson pass short right to J.Kearse to GB 41 for 7 yards (Q.Rollins). P2

1-10-GB 41 (10:11) (Shotgun) T.Rawls up the middle to GB 33 for 8 yards (L.Guion).

2-2-GB 33 (9:36) R.Wilson pass incomplete deep left to D.Baldwin.

3-2-GB 33 (9:31) (Shotgun) R.Wilson scrambles up the middle to GB 28 for 5 yards (J.Thomas). R3

1-10-GB 28 (8:55) (Shotgun) R.Wilson pass short right to D.Baldwin pushed ob at GB 18 for 10 yards (D.Randall). P41-10-GB 18 (8:30) T.Rawls left tackle to GB 11 for 7 yards (M.Burnett).

2-3-GB 11 (7:50) T.Lockett left end pushed ob at GB 9 for 2 yards (H.Clinton-Dix).

3-1-GB 9 (7:03) (Shotgun) R.Odhiambo reported in as eligible. T.Rawls up the middle to GB 10 for -1 yards (J.Elliott; J.Ryan).

4-2-GB 10 (6:19) S.Hauschka 28 yard field goal is GOOD, Center-N.Frese, Holder-J.Ryan.

SEA 3 GB 7, 13 plays, 64 yards, 7:14 drive, 8:44 elapsed

S.Hauschka kicks 59 yards from SEA 35 to GB 6. T.Montgomery to GB 26 for 20 yards (K.Chancellor).

## Green Bay Packers at 6:16, (1st play from scrimmage 6:09)

1-10-GB 26 (6:09) (Shotgun) T.Montgomery left end to GB 33 for 7 yards (K.Chancellor; C.Avril).

2-3-GB 33 (5:31) (No Huddle, Shotgun) T.Montgomery right end pushed ob at 50 for 17 yards (S.Terrell). R2

1-10-50 (5:00) (No Huddle, Shotgun) J.Starks left guard to SEA 49 for 1 yard (T.McDaniel; B.Wagner).

2-9-SEA 49 (4:24) (No Huddle, Shotgun) C.Michael right end pushed ob at SEA 39 for 10 yards (S.Terrell). R3

1-10-SEA 39 (4:10) (No Huddle) A.Rodgers pass incomplete deep right to J.Nelson.*PENALTY on SEA-T.McDaniel, Defensive Offside, 5 yards, enforced at SEA 39 - No Play.*

1-5-SEA 34 (4:07) (Shotgun) C.Michael right end to SEA 35 for -1 yards (J.Reed).

2-6-SEA 35 (3:33) (No Huddle, Shotgun) C.Michael left tackle to SEA 31 for 4 yards (B.Wagner).

3-2-SEA 31 (2:49) (Shotgun) A.Rodgers left guard to SEA 34 for -3 yards (A.Rubin).

4-5-SEA 34 (2:10) M.Crosby 51 yard field goal is No Good, Wide Right, Center-B.Goode, Holder-J.Schum.

## Seattle Seahawks at 2:05

1-10-SEA 42 (2:05) YARD MARKER CHANGED DUE TO CHANGE IN POSSESSION R.Wilson pass incomplete deep left to J.Graham.

2-10-SEA 42 (1:58) (Shotgun) T.Rawls up the middle to SEA 45 for 3 yards (D.Jones, M.Burnett).

3-7-SEA 45 (1:13) (Shotgun) R.Wilson pass short middle to D.Baldwin to GB 49 for 6 yards (D.Randall).

4-1-GB 49 (:34) J.Ryan punts 35 yards to GB 14, Center-N.Frese, fair catch by R.Cobb.

## Green Bay Packers at 0:27

1-10-GB 14 (:27) (Shotgun) A.Rodgers pass short left to R.Cobb to GB 18 for 4 yards (K.Wright, B.Wagner).

## END OF QUARTER

	Score	Time Poss	First Downs				Efficiencies	
			R	P	X	T	3 Down	4 Down
Seattle Seahawks	3	8:52	2	2	0	4	2/4	0/0
Green Bay Packers	7	6:08	2	1	0	3	1/2	0/0

## Second Quarter

12/11/2016

## Play By Play

Green Bay Packers continued.

2-6-GB 18	(15:00) (Shotgun) A.Rodgers pass short left to R.Cobb pushed ob at GB 43 for 25 yards (K.Wright).	P4
<u>1-10-GB 43</u>	(14:38) (No Huddle, Shotgun) T.Montgomery right end to GB 47 for 4 yards (T.McDaniel).	
2-6-GB 47	(14:06) (No Huddle, Shotgun) A.Rodgers pass short left to R.Cobb to SEA 49 for 4 yards (D.Shead, J.Lane).	
3-2-SEA 49	(13:22) (No Huddle, Shotgun) A.Rodgers pass incomplete short right to R.Rodgers [C.Avril].	
4-2-SEA 49	(13:16) J.Schum punts 33 yards to SEA 16, Center-B.Goode, fair catch by T.Lockett.	

## Seattle Seahawks at 13:08

1-10-SEA 16	(13:08) (Shotgun) T.Rawls up the middle to SEA 19 for 3 yards (M.Daniels; J.Thomas).	
2-7-SEA 19	(12:27) (Pass formation) Penalty on SEA-G.Ifedi, False Start, superseded. PENALTY on GB-D.Jones, Unnecessary Roughness, 15 yards, enforced at SEA 19 - No Play.	X5
<u>1-10-SEA 34</u>	(12:02) (Shotgun) R.Wilson pass short middle intended for J.Graham INTERCEPTED by M.Burnett at SEA 45. M.Burnett ran ob at SEA 26 for 19 yards (M.Reece).	

## Green Bay Packers at 11:53

1-10-SEA 26	(11:53) (Shotgun) T.Montgomery left guard to SEA 23 for 3 yards (M.Bennett; J.Reed).	
2-7-SEA 23	(11:09) (Shotgun) A.Rodgers pass short middle to J.Cook to SEA 8 for 15 yards (D.Shead; B.Wagner).	P5
<u>1-8-SEA 8</u>	(10:23) (Shotgun) A.Rodgers pass short right to J.Nelson to SEA 1 for 7 yards (K.Wright).	
2-1-SEA 1	<b>(9:41) (Shotgun) T.Montgomery left tackle for 1 yard, TOUCHDOWN.</b> M.Crosby extra point is GOOD, Center-B.Goode, Holder-J.Schum.	R6

SEA 3 GB 14, 4 plays, 26 yards, 2:17 drive, 5:24 elapsed

M.Crosby kicks 69 yards from GB 35 to SEA -4. T.Lockett pushed ob at SEA 26 for 30 yards (J.Hawkins).

## Seattle Seahawks at 9:36, (1st play from scrimmage 9:31)

1-10-SEA 26	(9:31) (Shotgun) T.Rawls up the middle to SEA 28 for 2 yards (M.Daniels).	
2-8-SEA 28	(8:50) (Shotgun) R.Wilson pass incomplete short left to T.Rawls.	
3-8-SEA 28	(8:47) (Shotgun) R.Wilson sacked at SEA 17 for -11 yards (D.Lowry).	
4-19-SEA 17	(8:05) J.Ryan punts 31 yards to SEA 48, Center-N.Frese, out of bounds.	

## Green Bay Packers at 7:59

1-10-SEA 48	(7:59) (Shotgun) A.Rodgers pass short right to J.Nelson to SEA 37 for 11 yards (R.Sherman).	P7
<u>1-10-SEA 37</u>	(7:20) (Shotgun) A.Ripkowski right tackle to SEA 35 for 2 yards (C.Marsh; T.McDaniel).	
2-8-SEA 35	(6:38) (Shotgun) A.Rodgers pass short left to J.Nelson pushed ob at SEA 33 for 2 yards (R.Sherman).	
3-6-SEA 33	(5:53) (Shotgun) A.Rodgers pass short left to T.Montgomery pushed ob at SEA 9 for 24 yards (S.Terrell).	P8
<u>1-9-SEA 9</u>	<b>(5:21) (Shotgun) A.Rodgers pass short left to J.Nelson for 9 yards, TOUCHDOWN.</b> M.Crosby extra point is GOOD, Center-B.Goode, Holder-J.Schum.	P9

SEA 3 GB 21, 5 plays, 48 yards, 2:44 drive, 9:45 elapsed

M.Crosby kicks 65 yards from GB 35 to end zone, Touchback.

## Seattle Seahawks at 5:15

1-10-SEA 25	(5:15) R.Wilson pass short middle to T.Lockett to SEA 39 for 14 yards (Q.Rollins). SEA-T.Lockett was injured during the play.	P6
<u>1-10-SEA 39</u>	(4:43) (Shotgun) R.Wilson scrambles left end pushed ob at SEA 47 for 8 yards (J.Thomas).	
2-2-SEA 47	(4:12) (Shotgun) R.Wilson pass incomplete short right to J.Kearse [D.Jones].	
3-2-SEA 47	(4:03) (Shotgun) R.Wilson pass short middle to T.McEvoy to GB 48 for 5 yards (D.Randall).	P7
<u>1-10-GB 48</u>	(3:20) R.Odhiambo reported in as eligible. T.Rawls up the middle to GB 44 for 4 yards (M.Hyde, K.Clark).	
2-6-GB 44	(2:43) R.Wilson pass incomplete short right to T.Lockett.	
3-6-GB 44	(2:37) (Shotgun) R.Wilson pass incomplete short left to D.Baldwin.	
4-6-GB 44	(2:34) J.Ryan punts 28 yards to GB 16, Center-N.Frese, fair catch by R.Cobb.	

## Green Bay Packers at 2:27

1-10-GB 16	(2:27) (Shotgun) T.Montgomery right end pushed ob at GB 22 for 6 yards (B.Wagner).	
------------	--	--

Two-Minute Warning

2-4-GB 22	(2:00) (Shotgun) A.Rodgers pass deep left to D.Adams ran ob at GB 48 for 26 yards (D.Shead).	P10
<u>1-10-GB 48</u>	(1:55) (Shotgun) A.Rodgers pass incomplete deep left to J.Cook (D.Shead).	
2-10-GB 48	(1:49) (Shotgun) J.Starks up the middle to 50 for 2 yards (B.Wagner).	
3-8-50	(1:33) (No Huddle) A.Rodgers pass short left to J.Nelson to SEA 40 for 10 yards (D.Shead). Penalty on GB, Illegal Shift, offsetting, enforced at 50 - No Play. Penalty on SEA, Defensive 12 On-field, offsetting.	

**Seattle Seahawks vs Green Bay Packers at Lambeau Field**

3-8-50 (1:26) (Shotgun) A.Rodgers pass incomplete deep left to D.Adams.

4-8-50 (1:21) J.Schum punts 40 yards to SEA 10, Center-B.Goode, fair catch by T.Lockett.

**Seattle Seahawks at 1:14**

1-10-SEA 10 (1:14) (Shotgun) A.Collins up the middle to SEA 15 for 5 yards (D.Lowry).

2-5-SEA 15 (:53) (No Huddle, Shotgun) R.Wilson pass short right to D.Baldwin ran ob at SEA 24 for 9 yards (Q.Rollins). P8

1-10-SEA 24 (:48) (Shotgun) R.Wilson pass deep right to M.Reece pushed ob at GB 45 for 31 yards (M.Hyde). P9

Timeout #1 by GB at 00:40.

1-10-GB 45 (:40) (Shotgun) R.Wilson pass incomplete deep left to T.Lockett.

*PENALTY on GB-D.Lowry, Defensive Offside, 5 yards, enforced at GB 45 - No Play.*

1-5-GB 40 (:34) (Shotgun) R.Wilson pass deep middle intended for D.Baldwin INTERCEPTED by D.Randall at GB 0. D.Randall to GB 21 for 21 yards (P.Richardson).

**Green Bay Packers at 0:22**

1-10-GB 21 (:22) A.Rodgers kneels to GB 20 for -1 yards.

**END OF QUARTER**

	Score	Time Poss	First Downs				Efficiencies	
			R	P	X	T	3 Down	4 Down
<b>Seattle Seahawks</b>	<b>3</b>	<b>6:32</b>	<b>0</b>	<b>4</b>	<b>1</b>	<b>5</b>	<b>1/3</b>	<b>0/0</b>
<b>Green Bay Packers</b>	<b>21</b>	<b>8:28</b>	<b>1</b>	<b>6</b>	<b>0</b>	<b>7</b>	<b>1/3</b>	<b>0/0</b>

## Third Quarter

12/11/2016

## Play By Play

SEA elects to Receive, and GB elects to defend the goal.

M.Crosby kicks 63 yards from GB 35 to SEA 2. T.Lockett to SEA 34 for 32 yards (M.Burnett).

## Seattle Seahawks at 15:00, (1st play from scrimmage 14:52)

1-10-SEA 34 (14:52) R.Wilson pass short middle to T.Rawls to SEA 41 for 7 yards (J.Thomas) [D.Jones].

2-3-SEA 41 (14:14) (Shotgun) R.Odhiambo reported in as eligible. R.Wilson pass short right to D.Baldwin pushed ob at SEA 46 for 5 yards (H.Clinton-Dix) [D.Jones]. P10

1-10-SEA 46 (13:46) T.Rawls up the middle to GB 44 for 10 yards (L.Gunter). R11

1-10-GB 44 (13:07) R.Odhiambo reported in as eligible. T.Rawls up the middle to GB 42 for 2 yards (M.Daniels; L.Guion).

2-8-GB 42 (12:30) R.Wilson pass short right to M.Reece to GB 35 for 7 yards (J.Thomas).

3-1-GB 35 (11:55) T.Rawls right end to GB 20 for 15 yards (J.Elliott, H.Clinton-Dix). R12

1-10-GB 20 (11:14) R.Wilson pass incomplete deep right to J.Graham.

2-10-GB 20 (11:09) (Shotgun) R.Wilson pass deep left intended for J.Kearse INTERCEPTED by Q.Rollins (L.Gunter) at GB -3. Touchback.

## Green Bay Packers at 11:04

1-10-GB 20 (11:04) (Shotgun) R.Cobb right end to GB 20 for no gain (T.McDaniel).  
*PENALTY on SEA-M.Morgan, Face Mask (15 Yards), 15 yards, enforced at GB 20 - No Play.* X11

1-10-GB 35 (10:32) (Shotgun) A.Rodgers up the middle to GB 33 for -2 yards (M.Bennett).

2-12-GB 33 (9:49) (Shotgun) T.Montgomery left guard to GB 30 for -3 yards (T.McDaniel).

3-15-GB 30 (9:09) (Shotgun) A.Rodgers pass short left to T.Montgomery pushed ob at GB 35 for 5 yards (D.Shead).

4-10-GB 35 (9:01) J.Schum punts 32 yards to SEA 33, Center-B.Goode, downed by GB-M.Hyde.

## Seattle Seahawks at 8:53

1-10-SEA 33 (8:53) (Shotgun) T.Rawls left tackle to SEA 34 for 1 yard (K.Clark).  
*PENALTY on GB-K.Clark, Defensive Offside, 5 yards, enforced at SEA 33 - No Play.*

1-5-SEA 38 (8:36) R.Wilson scrambles right end to SEA 40 for 2 yards (M.Daniels).

2-3-SEA 40 (7:52) (Shotgun) R.Wilson pass deep left intended for D.Baldwin INTERCEPTED by D.Randall at GB 42. D.Randall to SEA 32 for 26 yards (T.Rawls).

## Green Bay Packers at 7:40

1-10-SEA 32 (7:40) (Shotgun) A.Rodgers pass incomplete deep left to J.Nelson (D.Shead). SEA-C.Avril was injured during the play. Green Bay challenged the incomplete pass ruling, and the play was Upheld. The ruling on the field was confirmed. (Timeout #1.)

2-10-SEA 32 (7:18) (Shotgun) A.Rodgers pass short left to D.Adams to SEA 28 for 4 yards (K.Chancellor). P12

3-6-SEA 28 (6:32) (Shotgun) A.Rodgers pass short left to D.Adams to SEA 20 for 8 yards (D.Shead).

1-10-SEA 20 (5:45) (Shotgun) T.Montgomery left tackle to SEA 14 for 6 yards (B.Wagner).

2-4-SEA 14 (5:05) (Shotgun) A.Rodgers pass incomplete short left to T.Montgomery.

3-4-SEA 14 (4:59) (Shotgun) A.Rodgers pass short middle to R.Rodgers to SEA 6 for 8 yards (K.Wright). P13  
*PENALTY on SEA-K.Wright, Unnecessary Roughness, 3 yards, enforced at SEA 6.* X14

1-3-SEA 3 (4:31) (Shotgun) A.Rodgers pass short left to J.Nelson for 3 yards, TOUCHDOWN. P15  
M.Crosby extra point is GOOD, Center-B.Goode, Holder-J.Schum.

SEA 3 GB 28, 7 plays, 32 yards, 1 penalty, 3:16 drive, 10:36 elapsed

M.Crosby kicks 57 yards from GB 35 to SEA 8. T.Lockett pushed ob at SEA 31 for 23 yards (K.Brice).

## Seattle Seahawks at 4:24, (1st play from scrimmage 4:20)

1-10-SEA 31 (4:20) (Shotgun) R.Wilson sacked at SEA 28 for -3 yards (D.Jones).

2-13-SEA 28 (3:18) (Shotgun) *PENALTY on SEA-R.Wilson, Delay of Game, 5 yards, enforced at SEA 28 - No Play.*

2-18-SEA 23 (3:18) (Shotgun) R.Wilson pass short right to L.Willson to SEA 34 for 11 yards (Q.Rollins) [D.Jones].

3-7-SEA 34 (2:38) (Shotgun) R.Wilson pass incomplete short left to T.Lockett.

4-7-SEA 34 (2:34) J.Ryan punts 42 yards to GB 24, Center-N.Frese. M.Hyde ran ob at GB 34 for 10 yards (D.McDonald).  
*PENALTY on GB-J.Hawkins, Offensive Holding, 10 yards, enforced at GB 24.*

## Green Bay Packers at 2:25

1-10-GB 14 (2:25) (Shotgun) C.Michael left tackle to GB 22 for 8 yards (B.Wagner, K.Wright).

2-2-GB 22 (1:42) (Shotgun) C.Michael right end to GB 24 for 2 yards (J.Reed). R16

1-10-GB 24 (:57) (Shotgun) C.Michael left end to GB 26 for 2 yards (C.Avril).

2-8-GB 26 (:16) (Shotgun) A.Rodgers sacked at GB 17 for -9 yards (A.Rubin).

Seattle Seahawks vs Green Bay Packers at Lambeau Field

END OF QUARTER

	Score	Time Poss	First Downs				Efficiencies	
			R	P	X	T	3 Down	4 Down
Seattle Seahawks	3	7:08	2	1	0	3	1/2	0/0
Green Bay Packers	28	7:52	1	3	2	6	2/3	0/0



## Fourth Quarter

12/11/2016

## Play By Play

Green Bay Packers continued.

- 3-17-GB 17 (15:00) (Shotgun) A.Rodgers pass short middle to T.Montgomery to GB 33 for 16 yards (K.Chancellor, B.Wagner).  
Timeout #1 by SEA at 14:11.
- 4-1-GB 33 (14:11) J.Schum punts 49 yards to SEA 18, Center-B.Goode, out of bounds.

## Seattle Seahawks at 14:04

- 1-10-SEA 18 (14:04) R.Wilson pass short middle to D.Baldwin to SEA 26 for 8 yards (J.Thomas) [M.Daniels].
- 2-2-SEA 26 (13:36) (No Huddle, Shotgun) R.Wilson pass incomplete short middle to D.Baldwin (Q.Rollins).
- 3-2-SEA 26 (13:32) R.Wilson pass short left to A.Collins to SEA 32 for 6 yards (M.Burnett, J.Peppers). P13
- 1-10-SEA 32 (13:05) (No Huddle, Shotgun) R.Wilson pass incomplete short left to J.Kearse.
- 2-10-SEA 32 (13:00) (Shotgun) R.Wilson sacked at SEA 24 for -8 yards (J.Elliott).
- 3-18-SEA 24 (12:19) (Shotgun) R.Wilson pass short middle to T.Lockett to SEA 39 for 15 yards (Q.Rollins; D.Randall).
- 4-3-SEA 39 (11:51) (No Huddle, Shotgun) R.Wilson pass incomplete deep right to J.Kearse [C.Matthews].

## Green Bay Packers at 11:46

- 1-10-SEA 39 (11:46) (Shotgun) C.Michael right end to SEA 37 for 2 yards (T.McDaniel).  
*PENALTY on SEA-C.Avril, Unnecessary Roughness, 15 yards, enforced at SEA 37.* X17
- 1-10-SEA 22 (11:29) (Shotgun) C.Michael left end to SEA 20 for 2 yards (T.McDaniel).
- 2-8-SEA 20 (10:46) B.Hundley pass incomplete short right to A.Ripkowski.
- 3-8-SEA 20 (10:40) (Shotgun) B.Hundley pass incomplete deep left to D.Adams.
- 4-8-SEA 20 (10:35) **M.Crosby 38 yard field goal is GOOD, Center-B.Goode, Holder-J.Schum.**

SEA 3 GB 31, 5 plays, 19 yards, 1 penalty, 1:15 drive, 4:29 elapsed

M.Crosby kicks 65 yards from GB 35 to end zone, Touchback.

## Seattle Seahawks at 10:31

- 1-10-SEA 25 (10:31) T.Lockett right end to SEA 38 for 13 yards (M.Burnett). GB-D.Randall was injured during the play. R14
- 1-10-SEA 38 (10:15) (No Huddle, Shotgun) R.Wilson pass deep middle to J.Graham to GB 46 for 16 yards (Q.Rollins). P15
- 1-10-GB 46 (9:52) (No Huddle, Shotgun) R.Wilson pass short left to T.Lockett ran ob at GB 41 for 5 yards (H.Clinton-Dix).
- 2-5-GB 41 (9:27) (Shotgun) R.Wilson pass short right to T.Lockett to GB 34 for 7 yards (M.Hyde). P16
- 1-10-GB 34 (9:02) (No Huddle, Shotgun) R.Wilson pass incomplete deep left to J.Kearse.
- 2-10-GB 34 (8:56) (Shotgun) R.Wilson pass short left to A.Collins to GB 21 for 13 yards (J.Elliott). P17
- 1-10-GB 21 (8:26) (No Huddle, Shotgun) **R.Wilson pass deep left to T.McEvoy for 21 yards, TOUCHDOWN.** P18  
S.Hauschka extra point is GOOD, Center-N.Frese, Holder-J.Ryan.

SEA 10 GB 31, 7 plays, 75 yards, 2:10 drive, 6:39 elapsed

S.Hauschka kicks onside 9 yards from SEA 35 to SEA 44. R.Rodgers (didn't try to advance) to SEA 44 for no gain (K.Chancellor).

## Green Bay Packers at 8:21, (1st play from scrimmage 8:19)

- 1-10-SEA 44 (8:19) J.Spriggs reported in as eligible. C.Michael left tackle to SEA 35 for 9 yards (B.Wagner).
- 2-1-SEA 35 (7:32) A.Ripkowski up the middle to SEA 35 for no gain (K.Chancellor; J.Reed).
- 3-1-SEA 35 (6:46) A.Ripkowski right guard to SEA 35 for no gain (B.Wagner).
- 4-1-SEA 35 (6:04) C.Michael right end to SEA 37 for -2 yards (K.Chancellor).

## Seattle Seahawks at 6:00

- 1-10-SEA 37 (6:00) (Shotgun) R.Wilson pass short right intended for T.Pope INTERCEPTED by M.Hyde at SEA 30. M.Hyde to SEA 19 for 11 yards (G.Fant).

## Green Bay Packers at 5:50

- 1-10-SEA 19 (5:50) **J.Janis left end for 19 yards, TOUCHDOWN. SEA-M.Bennett was injured during the play.** R18  
*PENALTY on GB-H.Clinton-Dix, Unsportsmanlike Conduct, 15 yards, enforced between downs.*  
M.Crosby extra point is GOOD, Center-B.Goode, Holder-J.Schum.

SEA 10 GB 38, 1 plays, 19 yards, 0:07 drive, 9:17 elapsed

M.Crosby kicks 78 yards from GB 20 to SEA 2. T.Lockett to SEA 40 for 38 yards (M.Crosby).

*PENALTY on SEA-D.McDonald, Offensive Holding, 10 yards, enforced at SEA 28.*

## Seattle Seahawks at 5:43, (1st play from scrimmage 5:36)

- 1-10-SEA 18 (5:36) T.Pope left tackle to SEA 30 for 12 yards (J.Thomas). SEA-T.Pope was injured during the play. R19
- 1-10-SEA 30 (5:13) (Shotgun) A.Collins left guard to SEA 33 for 3 yards (J.Thomas, K.Clark).
- 2-7-SEA 33 (4:32) A.Collins up the middle to SEA 41 for 8 yards (M.Hyde, C.Matthews). R20

**Seattle Seahawks vs Green Bay Packers at Lambeau Field**

- 1-10-SEA 41 (4:00) A.Collins up the middle to SEA 43 for 2 yards (K.Clark).
- 2-8-SEA 43 (3:23) R.Odhambo reported in as eligible. A.Collins right end to SEA 42 for -1 yards (C.Matthews).
- 3-9-SEA 42 (2:42) (Shotgun) R.Wilson pass short left to T.McEvoy to GB 43 for 15 yards (Q.Rollins, M.Hyde).
- 1-10-GB 43 (2:05) R.Wilson pass short middle to A.Collins to GB 29 for 14 yards (J.Thomas, M.Burnett).

P21  
P22

Two-Minute Warning

- 1-10-GB 29 (1:57) (Shotgun) A.Collins up the middle to GB 27 for 2 yards (J.Elliott; K.Clark).
- 2-8-GB 27 (1:15) (Shotgun) T.Boykin pass short left to T.Lockett pushed ob at GB 19 for 8 yards (Q.Rollins).  
*PENALTY on SEA-P.Richardson, Offensive Pass Interference, 10 yards, enforced at GB 27 - No Play.*
- 2-18-GB 37 (1:08) (Shotgun) A.Collins up the middle to GB 33 for 4 yards (C.Ringo). FUMBLES (C.Ringo), RECOVERED by GB-K.Brice at GB 27.  
K.Brice to GB 27 for no gain (A.Collins).

**Green Bay Packers at 1:03**

- 1-10-GB 27 (1:03) B.Hundley kneels to GB 26 for -1 yards.
- 2-11-GB 26 (:23) B.Hundley kneels to GB 25 for -1 yards.

**END OF QUARTER**

	Score	Time Poss	First Downs				Efficiencies	
			R	P	X	T	3 Down	4 Down
<b>Seattle Seahawks</b>	<b>10</b>	<b>9:18</b>	<b>3</b>	<b>7</b>	<b>0</b>	<b>10</b>	<b>2/3</b>	<b>0/1</b>
<b>Green Bay Packers</b>	<b>38</b>	<b>5:42</b>	<b>1</b>	<b>0</b>	<b>1</b>	<b>2</b>	<b>0/3</b>	<b>0/1</b>

# Miscellaneous Statistics Report

Seattle Seahawks vs Green Bay Packers

12/11/2016 at Lambeau Field

## Ten Longest Plays for Seattle Seahawks

Yards	Qtr	Play Start	Play Description
31	2	1-10-SEA 24	(:48) (Shotgun) R.Wilson pass deep right to M.Reece pushed ob at GB 45 for 31 yards (M.Hyde).
21	4	1-10-GB 21	(8:26) (No Huddle, Shotgun) R.Wilson pass deep left to T.McEvoy for 21 yards, TOUCHDOWN.
16	4	1-10-SEA 38	(10:15) (No Huddle, Shotgun) R.Wilson pass deep middle to J.Graham to GB 46 for 16 yards (Q.Rollins).
15	3	3-1-GB 35	(11:55) T.Rawls right end to GB 20 for 15 yards (J.Elliott, H.Clinton-Dix).
15	4	3-18-SEA 24	(12:19) (Shotgun) R.Wilson pass short middle to T.Lockett to SEA 39 for 15 yards (Q.Rollins; D.Randall).
15	4	3-9-SEA 42	(2:42) (Shotgun) R.Wilson pass short left to T.McEvoy to GB 43 for 15 yards (Q.Rollins, M.Hyde).
14	2	1-10-SEA 25	(5:15) R.Wilson pass short middle to T.Lockett to SEA 39 for 14 yards (Q.Rollins). SEA-T.Lockett was injured during the play.
14	4	1-10-GB 43	(2:05) R.Wilson pass short middle to A.Collins to GB 29 for 14 yards (J.Thomas, M.Burnett).
13	1	3-1-SEA 35	(12:15) T.Rawls up the middle to SEA 48 for 13 yards (M.Hyde, J.Thomas).
13	4	1-10-SEA 25	(10:31) T.Lockett right end to SEA 38 for 13 yards (M.Burnett). GB-D.Randall was injured during the play.

## Ten Longest Plays for Green Bay Packers

Yards	Qtr	Play Start	Play Description
66	1	3-1-GB 34	(13:41) (Shotgun) A.Rodgers pass deep right to D.Adams for 66 yards, TOUCHDOWN.
26	2	2-4-GB 22	(2:00) (Shotgun) A.Rodgers pass deep left to D.Adams ran ob at GB 48 for 26 yards (D.Shead).
25	2	2-6-GB 18	(15:00) (Shotgun) A.Rodgers pass short left to R.Cobb pushed ob at GB 43 for 25 yards (K.Wright).
24	2	3-6-SEA 33	(5:53) (Shotgun) A.Rodgers pass short left to T.Montgomery pushed ob at SEA 9 for 24 yards (S.Terrell).
19	4	1-10-SEA 19	(5:50) J.Janis left end for 19 yards, TOUCHDOWN. SEA-M.Bennett was injured during the play.
17	1	2-3-GB 33	(5:31) (No Huddle, Shotgun) T.Montgomery right end pushed ob at 50 for 17 yards (S.Terrell).
17	4	1-10-SEA 39	(11:46) (Shotgun) C.Michael right end to SEA 37 for 2 yards (T.McDaniel).
16	4	3-17-GB 17	(15:00) (Shotgun) A.Rodgers pass short middle to T.Montgomery to GB 33 for 16 yards (K.Chancellor, B.Wagner).
15	2	2-7-SEA 23	(11:09) (Shotgun) A.Rodgers pass short middle to J.Cook to SEA 8 for 15 yards (D.Shead; B.Wagner).
11	2	1-10-SEA 48	(7:59) (Shotgun) A.Rodgers pass short right to J.Nelson to SEA 37 for 11 yards (R.Sherman).

## Touchdown Scoring Information

		Offense	Defense	Special Teams
<b>VISITOR</b>	Seattle Seahawks	1	0	0
<b>HOME</b>	Green Bay Packers	5	0	0

## Player Scoring Information

Club	Player	TD	Rush TD	Rec TD	KO TD	Punt TD	Int TD	Fum TD	Misc TD	FG	XP	2Pt Rush	2Pt Rec	Sfty	Points
SEA	T.McEvoy	0	0	1	0	0	0	0	0	0	0	0	0	0	6
SEA	S.Hauschka	0	0	0	0	0	0	0	0	1	1	0	0	0	4
GB	J.Nelson	0	0	2	0	0	0	0	0	0	0	0	0	0	12
GB	M.Crosby	0	0	0	0	0	0	0	0	1	5	0	0	0	8
GB	J.Janis	0	1	0	0	0	0	0	0	0	0	0	0	0	6
GB	T.Montgomery	0	1	0	0	0	0	0	0	0	0	0	0	0	6
GB	D.Adams	0	0	1	0	0	0	0	0	0	0	0	0	0	6

## Possession Detail

	First Half		Second Half		Game	
	Visitor	Home	Visitor	Home	Visitor	Home
Largest Lead	0	18	0	28	0	28
Drives Leading	0	6	0	7	0	13
Time of Possession Leading	0:00	13:06	0:00	13:34	0:00	26:40
Largest Deficit	-18	0	-28	0	-28	0
Drives Trailing	6	0	7	0	13	0
Time of Possession Trailing	15:24	0:00	16:26	0:00	31:50	0:00
Times Score Tied Up		0		0		0
Lead Changes		1		0		1

# Playtime Percentage

*Percent of playtime per player on offense, defense and special teams*

## Seattle Seahawks

## Green Bay Packers

		Offense	Defense	Special Teams				Offense	Defense	Special Teams	
M Glowinski	G	71	100%	9	33%	B Bulaga	T	59	100%	7	26%
G Ifedi	G	71	100%	2	7%	L Taylor	G	59	100%	7	26%
J Britt	C	71	100%	2	7%	D Bakhtiari	T	59	100%	7	26%
G Fant	T	71	100%	2	7%	C Linsley	C	59	100%		
B Sowell	T	71	100%	2	7%	T Lang	G	57	97%		
R Wilson	QB	68	96%			J Nelson	WR	55	93%		
D Baldwin	WR	60	85%	4	15%	D Adams	WR	53	90%	1	4%
J Kearsae	WR	53	75%	3	11%	A Rodgers	QB	48	81%		
T Lockett	WR	43	61%	11	41%	R Rodgers	TE	34	58%	3	11%
J Graham	TE	41	58%			R Cobb	WR	33	56%	2	7%
T Rawls	RB	37	52%			T Montgomery	WR	30	51%	8	30%
A Collins	RB	28	39%			A Ripkowski	FB	24	41%	14	52%
L Willson	TE	26	37%	2	7%	C Michael	RB	17	29%		
T McEvoy	WR	16	23%			J Cook	TE	16	27%		
M Reece	FB	12	17%			G Allison	WR	13	22%		
P Richardson	WR	12	17%			B Hundley	QB	11	19%		
B Williams	TE	11	15%	20	74%	J Starks	RB	7	12%	3	11%
N Vannett	TE	7	10%	4	15%	J Spriggs	T	6	10%	7	26%
R Odhiambo	G	6	8%	2	7%	J Kerridge	FB	4	7%	6	22%
T Boykin	QB	3	4%			J Janis	WR	3	5%	16	59%
T Pope	RB	3	4%			D Barclay	T	2	3%	7	26%
K Chancellor	SS		59 100%	10	37%	M Burnett	SS		71 100%	9	33%
B Wagner	LB		59 100%	7	26%	H Clinton-Dix	FS		71 100%	8	30%
D Shead	CB		59 100%	4	15%	J Thomas	LB		71 100%	7	26%
S Terrell	FS		59 100%			Q Rollins	CB		71 100%	3	11%
R Sherman	CB		59 100%			M Hyde	SS		65 92%	15	56%
K Wright	LB		58 98%	7	26%	D Randall	CB		61 86%	2	7%
A Rubin	DT		49 83%	7	26%	L Gunter	CB		56 79%	2	7%
M Bennett	DE		49 83%			J Peppers	LB		53 75%	9	33%
C Avril	DE		45 76%			M Daniels	DT		49 69%	2	7%
J Lane	CB		42 71%	7	26%	D Jones	LB		45 63%	16	59%
F Clark	DE		35 59%			D Lowry	DE		34 48%	1	4%
T McDaniel	DT		26 44%	7	26%	L Guion	NT		29 41%	7	26%
J Reed	DT		21 36%	7	26%	K Clark	DT		25 35%	2	7%
M Morgan	LB		17 29%	4	15%	C Matthews	LB		24 34%		
C Marsh	DE		11 19%	25	93%	J Elliott	LB		20 28%	20	74%
N Thorpe	CB		1 2%	18	67%	K Brice	FS		17 24%	16	59%
D McDonald	LB			25	93%	C Ringo	NT		11 15%		
K McCray	SS			25	93%	J Ryan	LB		8 11%	2	7%
D Elliott	CB			25	93%	C Bradford	LB			19	70%
K Pierre-Louis	LB			18	67%	M Crosby	K			14	52%
J Johnson	SS			14	52%	J Hawkins	CB			14	52%
J Hunt	C			7	26%	M Evans	SS			14	52%
J Ryan	P			6	22%	B Goode	LS			11	41%
N Frese	LS			6	22%						

S Hauschka

K

5 19% J Schum  
M Dorleant

P  
CB

11 41%  
5 19%