



# *PACKERS WEEKLY MEDIA INFORMATION PACKET*

*GREEN BAY PACKERS* **vs** *DETROIT LIONS*

SUNDAY, JANUARY 1, 2017 @ 7:30 PM CST • FORD FIELD







# THE DOPE SHEET

OFFICIAL PROGRAM AND PUBLICATION, ACME-PACKERS FOOTBALL TEAM.

Packers Public Relations • Lambeau Field Atrium • 1265 Lombardi Avenue • Green Bay, WI 54304 • 920/569-7500 • 920/569-7201 fax  
Jason Wahlers, Aaron Popkey, Sarah Quick, Tom Fanning, Nathan LoCascio, Katie Hermesen

VOL. XVIII; NO. 24

WEEK 17

GREEN BAY (9-6) AT DETROIT (9-6)  
Sunday, Jan. 1 • Ford Field • 7:30 p.m. CST

## PACKERS FINISH REGULAR SEASON IN DETROIT

The Green Bay Packers travel to Detroit to play the Lions in the final game of the regular season.

- ▶ Green Bay will be playing for the NFC North title in Week 17 for the fourth consecutive season. The Packers are 2-1 in the previous three games.
- ▶ For the second consecutive season, the Packers' final regular-season game was flexed to 7:30 p.m., marking the sixth primetime game Green Bay will play this season. The Packers are 3-2 in primetime games this year.
- ▶ The Packers are finishing the regular season in Detroit for the first time since 1993.
- ▶ Green Bay and Detroit have met in the final game of the regular season 13 times, with both teams winning six games and one ending in a tie. The Packers have won each of the last four matchups between the two teams in the final game of the regular season (2014, 2011, 2008, 2007).
- ▶ Green Bay has won five consecutive games (longest current streak in the NFC), becoming the only team in the NFL to have a winning streak of four-plus games in each of the last eight seasons (2009-16). The Packers have registered a winning streak of four-plus games in 10 of 11 seasons under Head Coach **Mike McCarthy**.
- ▶ Green Bay has won seven of 10 games at Ford Field under McCarthy.
- ▶ It will be only the third time the Packers have played at the Lions during the regular season in the month of January (1983, 1994).
- ▶ The rivalry actually kicked off in 1930 at City Stadium in Green Bay, a 47-13 Packers win. Two seasons later, the teams began a yearly series. Sunday marks meeting No. 175 in the all-time series (including playoffs).
- ▶ The Packers lead the regular-season series, 97-68-7 (.584), and have won both postseason contests the two have played. Green Bay's 97 wins over the Lions are the most the Packers have against any team.
- ▶ Green Bay has a 17-4 mark (.810) against the Lions under McCarthy.
- ▶ Of the 17 wins over Detroit, nine have been decided by 10 points or more, including four by more than 20 points.
- ▶ The Packers have won 18 of the last 22 against Detroit and 26 of the last 32 in the series.
- ▶ QB **Aaron Rodgers** has led the Packers to 12 wins in 15 games against the Lions, completing 303 of 457 passes for 3,758 yards, 30 touchdowns and six interceptions with a passer rating of 108.0.
- ▶ Rodgers has recorded a 100-plus passer rating 10 times against Detroit, including recording a rating of 129.3 by completing 15 of 24 passes for 205 yards, four touchdowns and zero interceptions in the first meeting this season.
- ▶ Rodgers has led Green Bay to five wins in seven starts at Detroit, throwing 13 touchdowns with just three interceptions and a passer rating of 105.6 in those games.
- ▶ This is the last of three straight games against division opponents. It is the first time since 2006 that the Packers will finish the regular season with three straight games against NFC North opponents.



## WITH THE CALL

NBC will broadcast the game to a national audience. Play-by-play man **Al Michaels** joins analyst **Cris Collinsworth** in the booth with **Michele Tafoya** reporting from the sidelines.



- ▶ Milwaukee's WTMJ (620 AM), airing Green Bay games since November 1929, heads up the Packers Radio Network that is made up of 50 stations in five states. **Wayne Larrivee** (play-by-play) and two-time Packers Pro Bowler **Larry McCarren** (analyst) call the action. McCarren first joined the team's broadcasts in 1995 and enters his 22nd season calling Packers games. After originally being paired together in 1999, McCarren and Larrivee enter their 18th season of broadcasts together.
- ▶ Westwood One Sports will air the game on radio across the country. **Kevin Kugler** (play-by-play) and **James Lofton** (analyst) will call the action, with **Scott Graham** hosting the pregame and halftime shows.
- ▶ The broadcast is also available on Sirius Satellite Radio (WTMJ feed).

## REGULAR SEASON

Date	Opponent	Time (CT)	TV
Sun., Sept. 11	at Jacksonville Jaguars	W, 27-23	63,179
Sun., Sept. 18	at Minnesota Vikings	L, 14-17	66,813
Sun., Sept. 25	DETROIT LIONS	W, 34-27	78,411
Sun., Oct. 2	BYE		
Sun., Oct. 9	NEW YORK GIANTS (Gold Pkg.)	W, 23-16	78,401
Sun., Oct. 16	DALLAS COWBOYS	L, 16-30	78,481
Thu., Oct. 20	CHICAGO BEARS	W, 26-10	78,217
Sun., Oct. 30	at Atlanta Falcons	L, 32-33	70,165
Sun., Nov. 6	INDIANAPOLIS COLTS (Gold Pkg.)	L, 26-31	78,437
Sun., Nov. 13	at Tennessee Titans	L, 25-47	69,116
Sun., Nov. 20	at Washington Redskins	L, 24-42	77,137
Mon., Nov. 28	at Philadelphia Eagles	W, 27-13	69,596
Sun., Dec. 4	HOUSTON TEXANS	W, 21-13	77,867
Sun., Dec. 11	SEATTLE SEAHAWKS	W, 38-10	78,057
Sun., Dec. 18	at Chicago Bears	W, 30-27	61,137
Sat., Dec. 24	MINNESOTA VIKINGS	W, 38-25	77,856
Sun., Jan. 1	at Detroit Lions	7:30 p.m.	NBC

\*—Start time and broadcast may shift due to NFL flexible scheduling

## NFL POSTSEASON DATES

Jan. 7-8	AFC and NFC Wild Card Playoffs
Jan. 14-15	AFC and NFC Divisional Playoffs
Jan. 22	AFC and NFC Championship Games
Jan. 29	Pro Bowl, Camping World Stadium, Orlando, Florida
Feb. 5	Super Bowl LI, NRG Stadium, Houston, Texas





## PACKERS AT LIONS - WEEK 17

### DIVISIONAL DRIVE

The Packers have a 47-17-1 (.731) overall regular-season record against NFC North opponents under Head Coach **Mike McCarthy**, a divisional mark that ranks **No. 2 in the NFL** since 2006:

Team	Div. W-L Record	Pct.
1. New England	50-15-0	.769
<b>2. Green Bay</b>	<b>47-17-1</b>	<b>.731</b>
3. Indianapolis	46-19-0	.708
4. Pittsburgh	43-22-0	.662
5. Baltimore	40-25-0	.615
6. Seattle	38-26-1	.592

- Green Bay is plus-6 in turnover margin against division opponents this season, **tied for No. 3 in the NFL** (Atlanta, plus-7 / New England, plus-8).
- In the Packers' 65 divisional games under McCarthy, they have registered a plus-42 turnover differential (**No. 2 in the NFL**).
- Green Bay ranks **No. 4 in the NFL** this season in point differential against division opponents:

Team	Point Differential (2016)
1. Kansas City	plus-56
2. Atlanta	plus-53
3. New England	plus-50
<b>4. Green Bay</b>	<b>plus-36</b>
5. Baltimore	plus-34
6. Seattle	plus-31

- The Packers are **No. 2 in the NFL** since 2006 in point differential against division opponents:

Team	Point Differential (Since 2006)
1. New England	plus-648
<b>2. Green Bay</b>	<b>plus-461</b>
3. Seattle	plus-441
4. Pittsburgh	plus-343
5. Indianapolis	plus-282

- Green Bay has held NFC North foes to 20 points or less in 38 of those contests, including in six of the last 11, and to 10 points or less in 14 of the games.
- This season, the Packers rank **No. 4 in the NFL** in points per game against division opponents (28.4). Dating back to 2014, Green Bay ranks **No. 1 in the NFL** in points per game versus division foes:

Team	Points Per Game (Since 2014)
<b>1. Green Bay</b>	<b>27.5</b>
2. Atlanta	27.2
3. Carolina	27.0
4. Buffalo	26.4
5. Indianapolis	26.1

- Green Bay has scored 30-plus points in 25 divisional games since 2006, including three times this season (**tied for No. 2 in the NFL**). The Packers' 25 games with 30-plus points against division opponents since 2006 ranks **No. 3 in the NFL**:

Team	30-Point Games vs. Division
1. New England	29
2. New Orleans	26
<b>3. Green Bay</b>	<b>25</b>
4t. Indianapolis	21
4t. Philadelphia	21
6t. Carolina	20
6t. N.Y. Giants	20

- The Packers have won 25 of 33 NFC North games with one tie at home under McCarthy, which ranks **No. 3 in the NFL** since 2006:

Team	Home Div. Record	Pct.
1. New England	28-5-0	.848
2. Indianapolis	26-6-0	.813
<b>3. Green Bay</b>	<b>25-7-1</b>	<b>.773</b>
4. Seattle	24-9-0	.727
5. Baltimore	24-9-0	.727
6. Pittsburgh	23-9-0	.719

- Packers QB **Aaron Rodgers** ranks in the top five in passer rating and passing touchdowns against division opponents this season:

Player	Passer Rating vs. Division (2016)
1. Matt Ryan, ATL	128.7
2. Tom Brady, NE	112.5
<b>3. Aaron Rodgers, GB</b>	<b>106.2</b>

Player	Passing TDs vs. Division (2016)
1. Matt Ryan, ATL	14
<b>2. Aaron Rodgers, GB</b>	<b>12</b>
3t. Six players	10

- Green Bay's 37-34 loss at Minnesota in Week 17 of the 2012 season snapped the Packers' 12-game winning streak in regular-season NFC North games, which was the longest divisional winning streak in team history since the league went to a divisional format in 1967:

Seasons	Divisional Winning Streak
<b>1. 2010-2012</b>	<b>12</b>
2t. 1996-97, 2001-02	8
4. 1997-98	7

- Green Bay is 4-1 against the NFC North this season. The Packers posted a winning record in divisional games in the first nine seasons under McCarthy (2006-14). The only other team in the league to accomplish that feat during that time span was the New England Patriots.
- The streak of nine straight seasons with a winning record in divisional games is also a franchise record, topping the previous mark of five straight from 2000-04.





## PACKERS AT LIONS - WEEK 17

### OFFENSIVE STRETCH

The Green Bay Packers offense has emerged, ranking near the top of the league both as a team and individually over the last 10 weeks (since Week 7) in numerous categories:

<u>Team</u>	<u>Points Per Game</u>
1. Atlanta	33.7
<b>2. Green Bay</b>	<b>28.7</b>
3. Oakland	28.6
4. Tennessee	28.5
5. New Orleans	28.2

<u>Team</u>	<u>Games With 21-Plus Points</u>
<b>1. Green Bay</b>	<b>10</b>
2t. Atlanta	8
2t. New England	8
4t. Seven teams	7

<u>Team</u>	<u>Touchdowns</u>
<b>1t. Green Bay</b>	<b>35</b>
1t. Atlanta	35
3. New Orleans	32
4. New England	30

<u>Team</u>	<u>First Downs</u>
1. New Orleans	250
<b>2. Green Bay</b>	<b>219</b>
3t. Atlanta	216
3t. Tampa Bay	216

<u>Player</u>	<u>Passing Yards</u>
1. Drew Brees, NO	3,124
<b>2. Aaron Rodgers, GB</b>	<b>2,958</b>
3. Kirk Cousins, WAS	2,935
4. Sam Bradford, MIN	2,637
5. Russell Wilson, SEA	2,627

<u>Player</u>	<u>Passing Touchdowns</u>
<b>1. Aaron Rodgers, GB</b>	<b>26</b>
2. Drew Brees, NO	21
3t. Two players	19

<u>Player</u>	<u>Completions</u>
1. Drew Brees, NO	292
2. Sam Bradford, MIN	282
<b>3. Aaron Rodgers, GB</b>	<b>265</b>
4. Carson Wentz, PHI	250

<u>Player</u>	<u>Games With 100-Plus Passer Rating</u>
<b>1t. Aaron Rodgers, GB</b>	<b>7</b>
1t. Drew Brees, NO	7
3t. Two players	6

<u>Player</u>	<u>100-Yard Receiving Games</u>
1. Travis Kelce, KC	6
<b>2t. Davante Adams, GB /</b>	
<b>Jordy Nelson, GB</b> , three others	<b>4</b>

<u>Player</u>	<u>Receptions</u>
<b>1t. Jordy Nelson, GB</b>	<b>65</b>
1t. Antonio Brown, PIT	65
1t. Larry Fitzgerald, ARI	65
4. Doug Baldwin, SEA	64
5. Julian Edelman, NE	62

<u>Player</u>	<u>Receiving Touchdowns</u>
<b>1. Jordy Nelson, GB</b>	<b>9</b>
<b>2t. Davante Adams, GB</b>	<b>7</b>
2t. Odell Beckham Jr., NYG	7
2t. Antonio Brown, PIT	7
2t. Mike Evans, TB	7

<u>Player</u>	<u>Games With One-Plus Rec. TDs</u>
<b>1. Jordy Nelson, GB</b>	<b>7</b>
2t. Cameron Brate, TB	6
2t. Donte Moncrief, IND	6
2t. Sterling Shepard, NYG	6
2t. Kenny Stills, NO	6
<b>6t. Davante Adams, GB</b> , seven others	<b>5</b>

<u>Team</u>	<u>Average Yards Per Carry</u>
1. Buffalo	5.47
2. San Francisco	5.18
3. Dallas	4.93
<b>4. Green Bay</b>	<b>4.75</b>
5. Chicago	4.66

- **QB Aaron Rodgers** has not thrown an interception in the last six games (Weeks 11-16), tying the franchise record (min. 15 att.). He had six-game streaks in 2014 and 2014-15 and QB Bart Starr had a six-game streak in 1964. Rodgers has not thrown an INT in his last 206 attempts, six shy of his career high (212) set in 2014 (second-best mark to Starr's streak of 294).
- Rodgers' six games without an interception is the longest active streak in the NFL and tied for the longest this season.
- Rodgers had multiple passing touchdowns in eight straight games (Week 7-14), tied for the longest streak in the NFL this season (Marcus Mariota) and the second longest of his career (13-game streak in 2011).
- In Week 14 vs. Seattle, Rodgers registered a 150.8 passer rating (18 of 23, 246 yards, three TDs, no INTs). It marked the fourth game with a 150-plus rating in his career.
- Rodgers posted a 158.3 passer rating in the first half of Week 14 (12 of 15, 202 yards, two TDs), the third time in his career that he has posted a perfect passer rating in the first half of a game (at Cleveland in 2009, vs. Detroit in 2010).

### STAT OF THE WEEK

- Over the last three games, the Packers have registered 12 takeaways while not committing a turnover.
- According to the Elias Sports Bureau, it is the first time in team history that Green Bay has recorded 12-plus takeaways and zero giveaways over a three-game span in a single season.
- The Packers led the NFL in takeaways (12) and giveaways (0) in Weeks 14-16.



## PACKERS AT LIONS - WEEK 17

### IN THE RED ZONE

According to STATS, QB **Aaron Rodgers** has completed 59 of 99 passes (59.6 percent) for 337 yards, 27 touchdowns, zero interceptions and a passer rating of 105.5 in the red zone this season, ranking near the top of the league in several categories:

Player	Red-Zone Passing TDs
1. <b>Aaron Rodgers, GB</b>	27
2. Drew Brees, NO	26
3. Philip Rivers, SD	20

Player	Red-Zone Completions
1. Drew Brees, NO	69
2. <b>Aaron Rodgers, GB</b>	59
3. Matt Ryan, ATL	55

Player	Red-Zone Passing Yards
1. Drew Brees, NO	387
2. <b>Aaron Rodgers, GB</b>	337
3. Matt Ryan, ATL	325

- WR **Jordy Nelson** leads the NFL in receptions and receiving touchdowns in the red zone this season:

Player	Red-Zone Receptions
1. <b>Jordy Nelson, GB</b>	18
2. Kyle Rudolph, MIN	13
3t. Four players	12

Player	Red-Zone Rec. TDs
1. <b>Jordy Nelson, GB</b>	11
2. Cameron Brate, TB	8
3t. 11 players	6

- Nelson's 11 red-zone touchdown receptions are a career high and are tied for the top mark by a Packer since STATS began recording in 1991 (11: James Jones, 2012 and Sterling Sharpe, 1994).

### ODDS AND ENDS

Below are some random notes from this season:

- Green Bay's victory in Week 16 was the 217th at Lambeau Field, the most home wins by any franchise at one stadium in NFL history. The Packers surpassed Chicago, which had 216 victories at Wrigley Field.
- The Packers have scored 30-plus points in three straight games (Weeks 14-16), their first time doing so since 2013 (Weeks 15-17).
- The Packers have eclipsed 400 total net yards six times this season (406 vs. N.Y. Giants and Chicago Bears / 405 vs. Indianapolis / 402 at Tennessee / 424 at Washington / 451 at Chicago), tied (Atlanta/New England) for the fifth-most games with 400 total net yards in the NFL this season.
- The Packers have scored 21 or more points in 12 of the last 13 games. Dating back to Week 3, they are tied for the most 21-plus-point games in the NFL (Atlanta), according to pro-football-reference.com.
- In Week 16, QB **Aaron Rodgers** recorded his second career game with 300-plus passing yards, four-plus passing TDs and one-plus rushing TDs. According to pro-football-reference.com, he joins Drew Brees (three) and Peyton Manning (two) as the only players with multiple games with those numbers.
- In Weeks 14-15, Green Bay had 10 takeaways and zero giveaways, according to the Elias Sports Bureau it was the first time since Sept. 17-24, 1978 (15 takeaways, five giveaways) that Green Bay was plus-10 or better in turnover differential over a two-game span.
- The Packers posted six takeaways (five INTs, one fumble recovery) in the Week 14 win over Seattle, their first six-takeaway game since Dec. 26, 2010, vs. the N.Y. Giants. With zero giveaways, Green Bay posted a plus-six turnover differential for the first time since Oct. 27, 1991, at Tampa Bay (eight takeaways, two giveaways).

- Week 14 was Green Bay's first five-interception game since posting five at Chicago in Week 17 in 2006.
- In Weeks 12-14, the Packers allowed 13 or fewer points in each contest, the first time doing so in three straight games since 2010 (Weeks 8-9, 11).
- Green Bay gave up one or zero sacks in three consecutive games (Weeks 12-14), the first time doing so since four straight to end the 2014 season (Weeks 14-17).
- Green Bay is **tied for No. 8 in the NFL** in 10-play touchdown drives (12).
- The Packers' 98-yard TD drive in the fourth quarter of the Week 13 victory vs. Houston was the team's longest TD drive since a 99-yarder at Cleveland on Oct. 25, 2009.
- The Packers converted 71.4 percent of third downs in Week 12 (10-14), the highest single-game third-down conversion rate in the NFL this season and the second highest under Head Coach **Mike McCarthy** (72.2 percent, 13-18, Oct. 27, 2013, at Minnesota).
- The Packers rank **No. 6 in the NFL** in points per game:

Team	Points Per Game
1. Atlanta	33.5
2. New Orleans	29.1
3. Oakland	27.3
4. Dallas	27.2
5. New England	27.1
6. <b>Green Bay</b>	26.7

- Green Bay ranks **No. 2 in the NFL** in third-down conversions this season:

Team	Third-Down Percentage
1. New Orleans	49.0
2. <b>Green Bay</b>	46.2
3. Washington	46.0

- Since Week 11, Rodgers has a 156.7 rating on third down (**No. 1 in the NFL**), completing 40 of 52 passes for 664 yards and six TDs with no INTs.
- The Packers rank **No. 6 in the NFL** in time of possession (31:02).
- Green Bay is **No. 9 in the NFL** in rushing yards per play (4.5).
- The Packers are **tied for No. 5** in sacks (38) and rank **No. 8 in the NFL** in sacks/pass attempt (7.17 percent) this season.
- Green Bay's defense ranks **No. 3 in the NFL** this season with an interception rate of 3.02 percent and **tied for No. 3** with 16 interceptions.
- Rodgers threw for 371 yards in Week 10 and 351 yards in Week 11, marking only the third time in his career he has thrown for 350-plus passing yards in back-to-back games (2009, 2011).
- Rodgers has registered a passer rating of 115.0-plus in six games this season (129.3 vs. Detroit / 125.5 at Atlanta / 115.0 at Washington / 116.7 at Philadelphia / 150.8 vs. Seattle / 136.6 vs. Minnesota):

Player	Games With 115.0 Passer Rating
1t. Matt Ryan, ATL	7
1t. Dak Prescott, DAL	7
3t. <b>Aaron Rodgers</b>	6
3t. Tom Brady, NE	6

- In Weeks 11-12, Rodgers registered passer ratings of 115.0 and 116.7, throwing for over 300 yards and multiple touchdowns in both games.
- According to the Elias Sports Bureau, Green Bay recorded 23-plus first downs in five consecutive games (Weeks 5-9) in a single regular season for the first time in franchise history.
- In Week 7, Green Bay recorded 32 first downs, the most by the Packers since Nov. 27, 1983, at Atlanta (32). It tied for the second most in franchise history. Green Bay also possessed the ball for 39:36, the best mark by the team since Oct. 27, 2013, at Minnesota (40:54).



## PACKERS AT LIONS - WEEK 17

### AT THE HELM

Having led Green Bay to the playoffs in eight of his first 10 seasons as head coach, **Mike McCarthy** is joined by Vince Lombardi and Mike Holmgren as the only coaches to guide the Packers to a Super Bowl win with a victory over Pittsburgh in Super Bowl XLV.

- McCarthy guided the Packers to a franchise-record fourth consecutive division title in 2014.
- With a win at Tampa Bay in Week 16 of the 2014 season, McCarthy passed Lombardi for the No. 2 spot in team history as far as overall victories:

<u>Coach</u>	<u>Overall Wins</u>
1. Curly Lambeau, 1921-49	212
<b>2. Mike McCarthy, 2006-16</b>	<b>121</b>
3. Vince Lombardi, 1959-67	98
4. Mike Holmgren, 1992-98	84

- The 121 overall wins are the most in the NFC and the second most in the NFL since 2006 (NE 149).
- McCarthy reached 100 career wins (including playoffs) in just his 155th game. He was the fastest to reach 100 wins in the NFL since George Seifert in 1996 (132 games).
- McCarthy's 104 regular-season wins in his first 10 years as a head coach (2006-15) **rank No. 3 in NFL history**:

<u>Coach</u>	<u>Wins In First 10 Regular Seasons</u>
1. George Seifert, SF	113
2. Don Shula, BAL/MIA	105
<b>3. Mike McCarthy, GB</b>	<b>104</b>

- McCarthy recorded his third regular season with 12-plus wins in 2014 (2007, 2011), passing Curly Lambeau (1929, 1931), Lombardi (1962, 1966), Holmgren (1996-97) and Mike Sherman (2001-02) for the most by a coach in franchise history.
- McCarthy has guided the Packers to five seasons with 11-plus wins (2007, 2009, 2011-12, 2014), passing Lombardi (1961-63, 1966) and Holmgren (1995-98) for the **most by a coach in franchise history**.
- McCarthy's seven regular seasons with 10-plus wins are a franchise record (since 1921).
- McCarthy joined Pittsburgh's Bill Cowher (2005) as the only Super Bowl-winning coaches to lead their respective teams to three road wins as the No. 6 seed in the postseason en route to a world title.
- Including playoffs, McCarthy has a 121-68-1 record since taking over as head coach in 2006, a .639 winning percentage that ranks **No. 2 among current NFL head coaches** (minimum 100 games):

<u>Coach</u>	<u>Winning Pct.</u>
1. Bill Belichick, CLE/NE	.674 (259-125)
<b>2. Mike McCarthy, GB</b>	<b>.639 (121-68-1)</b>
3. Mike Tomlin, PIT	.635 (108-62)

- McCarthy coached in his 134th game in Week 13 at Detroit in 2013 (including playoffs), moving him past Bart Starr for No. 2 in team history:

<u>Coach</u>	<u>Overall Games</u>
1. Curly Lambeau, 1921-49	339
<b>2. Mike McCarthy, 2006-16</b>	<b>190</b>
3. Bart Starr, 1975-83	133

- In the Week 6 victory over the San Diego Chargers in 2015, McCarthy earned the 100th regular-season win of his career in just his 150th game, making him the **seventh-fastest coach in NFL history and the fastest current NFL coach** to reach the 100-win plateau:

<u>Coach (Current)</u>	<u>Games Needed For 100 Regular-Season Wins</u>
<b>1. Mike McCarthy, GB</b>	<b>150</b>
2. Andy Reid, PHI/KC	164
3. Bill Belichick, CLE/NE	177
4. John Fox, CAR/DEN	182

- Since McCarthy took over in 2006, the Packers rank **No. 2 in the NFL** in regular-season winning percentage:

<u>Team</u>	<u>Winning Pct.</u>
1. New England	.783 (137-38)
<b>2. Green Bay</b>	<b>.649 (113-61-1)</b>
3. Indianapolis	.634 (111-64)

### WINNING WAYS

- The Packers are the only NFC team and one of two teams in the league (New England) to make the playoffs each of the past seven seasons (2009-15). Those seven appearances were more than the rest of the NFC North Division combined during that span (Minnesota-three / Detroit-two / Chicago-one).
- Below are the head coaches who have led a single franchise to seven or more consecutive playoff appearances:

<u>Coach</u>	<u>Years</u>
Tom Landry, DAL	1966-73 and 1975-83
Chuck Noll, PIT	1972-79
Tony Dungy, IND	2002-08
<b>Mike McCarthy, GB</b>	<b>2009-15</b>
Bill Belichick, NE	2009-16

- There are seven teams in the NFL with five-plus playoff appearances from 2009-16, with only two in the NFC (New England, eight / **Green Bay**, seven / Cincinnati and Seattle, six / Baltimore, Denver, Indianapolis, five).
- From 2009-12, Green Bay posted four straight 10-win seasons, **tying a franchise record** that was done three other times in club annals (1929-32, 1995-98, 2001-04). The Packers' win total of 47 from 2009-12, ranks second in franchise history for a four-year period.
- Green Bay's six 10-win regular seasons since 2009 are **No. 2 in the NFL**:

<u>Team</u>	<u>10-Win Regular-Seasons (Since 2009)</u>
1. New England	8
<b>2. Green Bay</b>	<b>6</b>
3t. Cincinnati/Indianapolis	5

- A look at the top regular-season win totals in the league since 2009:

<u>Team</u>	<u>Regular-Season Wins (Since 2009)</u>
1. New England	98
<b>2. Green Bay</b>	<b>86</b>
3. Pittsburgh	80
4. Denver	78



## THE DOPE ON THIS WEEK'S OPPONENT:

### Packers vs. Lions:

**All-time, Regular season:**

97-68-7

**All-time, Postseason:**

2-0

**All-time, in Detroit:**

40-41-2

**Streaks:** The Packers have won two straight.

**Last meeting, regular season:**

Sept. 25, 2016; Packers won, 34-27, Lambeau Field



### COACHES CAPSULES

**Mike McCarthy:** 121-68-1, .639 (incl. 8-7 postseason); 11th NFL season

**Jim Caldwell:** 55-45-0, .550 (incl. 2-3 postseason); 6th NFL season

**Head to Head:** McCarthy 3-2

**vs. Opponent:** McCarthy 17-4 vs. Lions; Caldwell 2-3 vs. Packers

**MIKE MCCARTHY**...Is in his 11th year as the Packers' 14th head coach.

- ▶ Joined Vince Lombardi and Mike Holmgren as the only coaches to guide the Packers to a Super Bowl title with a win over Pittsburgh in Super Bowl XLV.
- ▶ Led the Packers to their seventh consecutive playoff appearance last season, joining New England as the only two NFL teams to do so over that span. Has also led the team to eight playoff appearances in the last nine years (2007, 2009-15).
- ▶ Guided the Packers to top-10 finishes in scoring in eight straight seasons (2007-14), joining the Patriots as the only other team to accomplish the feat over that time; Packers finished first overall in scoring in 2014.
- ▶ His .649 winning percentage during the regular season (113-61-1) ranks No. 2 among active NFL head coaches (min. 50 games).
- ▶ Had 104 regular-season wins in his first 10 seasons as a head coach, ranking No. 3 in NFL history.

**JIM CALDWELL**...Is in his third year as the Lions' 23rd head coach.

- ▶ Coached Indianapolis to 14 wins and an appearance in Super Bowl XLIV in his first season as head coach (2009).
- ▶ Despite his offensive background, improved Detroit's overall defense from No. 16 to No. 2 in the NFL after one season.
- ▶ As Baltimore's offensive coordinator, coached Ravens QB Joe Flacco to become the second QB in NFL history to throw 11 TDs and 0 INTs en route to a Super Bowl title in a postseason (Montana, 1989).
- ▶ Led the Lions' passing offense to top-15 rankings in each of his first two seasons at the helm.
- ▶ Became the first coach in franchise history to win 11 games in his first year since 1931 when the team was Portsmouth Spartans.

### THE PACKERS-LIONS SERIES

- ▶ Green Bay won 29 of the first 38 matchups in the series before the Lions' 11 straight wins over a five-year span.
- ▶ The first playoff matchup was in the Wild Card round of the 1993 season, which saw QB Brett Favre find WR Sterling Sharpe for a game-winning 40-yard score with less than a minute to go, marking the first playoff win for the Packers in more than 10 years.
- ▶ The Packers' victories in the 1993 and '94 postseasons began Detroit's seven-game, 24-year drought without a playoff victory.
- ▶ Detroit last swept a season series against Green Bay in 1991.

### NOTABLE CONNECTIONS

Packers LB Nick Perry is from Detroit...Packers G T.J. Lang is from Birmingham, Mich., and attended Eastern Michigan...Green Bay WR Jeff Janis played at Saginaw Valley State and grew up in Tawas City, Mich. ...Detroit head coach Jim Caldwell was inducted into the Beloit (Wis.) Memorial High School Hall of Fame in 2011...Caldwell was also inducted into the Wisconsin Football Coaches Hall of Fame in 2013...Lions TE Matthew Mulligan was with the Packers during the 2013 offseason and preseason...Lions LB DeAndre Levy went to Vincent High in Milwaukee, Wis., and played at Wisconsin from 2005-08...Green Bay LB Jake Ryan played at Michigan from 2011-14 and was teammates with Detroit C Graham Glasgow (2012-14)...Packers defensive front assistant Jerry Montgomery (2011-12) coached for the Wolverines...Green Bay defensive line coach Mike Trgovac played and was a graduate assistant at Michigan... Green Bay running backs coach Ben Sirmans coached from 2005-06 at Michigan State...Packers wide receivers coach Luke Getsy coached at Western Michigan in 2013...Lions DT Khryl Thornton originally was a third-round pick (85th overall) of the Packers in 2014...Packers vice president of football administration/player finance Russ Ball (1995-98), head coach Mike McCarthy (1995-98), associate head coach/offense Tom Clements (2000) and special teams coordinator Ron Zook (1999) worked with Lions senior coaching advisor Gunther Cunningham in Kansas City...Cunningham coached Green Bay associate head coach/linebackers Winston Moss when he played linebacker for the Los Angeles Raiders from 1991-93...Clements (2002-03) and Packers secondary-safeties coach Darren Perry (2003-06) worked with Detroit defensive assistant/defensive ends coach Matt Raich in Pittsburgh...Detroit defensive coordinator Teryl Austin coached in Seattle from 2003-04 when Packers executive vice president, general manager & director of football operations Ted Thompson was the Seahawks' vice president of football operations...Lions defensive backs/safeties coach Alan Williams coached Packers DT Letroy Guion in Minnesota from 2012-13... Packers RB Christine Michael played in Seattle with Detroit WR Golden Tate in 2013...Lions defensive backs/cornerbacks coach Tony Oden (2004-05) and special teams coordinator Joe Marciano (2002-05) coached in Houston when Packers defensive coordinator Dom Capers was the Texans' head coach...Capers and Marciano coached in New Orleans from 1986-91...Green Bay tight ends coach Brian Angelichio worked in Tampa Bay with Oden (2013) and Lions linebackers coach Bill Sheridan (2012-13)... Angelichio coached in Cleveland with Lions quality control/offensive line coach Michael McCarthy in 2015...Lions running backs coach David Walker coached at Pittsburgh with Angelichio (2006-10) and Getsy (2010)... Lions LB Thurston Armbrister and TE Clay Harbor played with Green Bay LB Jordan Tripp in 2015 in Jacksonville...Detroit T Riley Reiff played with Packers DB Micah Hyde and DT Mike Daniels from 2009-11, T Bryan Bulaga in 2009, and was coached by assistant offensive line coach David Raih from 2010-11 at Iowa...Zook coached Detroit S Tavon Wilson at Illinois from 2008-11...Lions CB Nevin Lawson played at Utah State with Packers S Marwin Evans (2013) and LB Kyler Fackrell (2012-13)...Green Bay CB LaDarius Gunter played with Lions CB Thurston Armbrister and both were coached by Detroit tight ends coach Al Golden at Miami from 2012-14... Lions T Taylor Decker played at Ohio State with Green Bay C Corey Linsley from 2012-13...Packers WR Jordy Nelson was coached at Kansas State by Lions assistant head coach/offensive line Ron Prince (2006-07) and tight ends coach Devin Fitzsimmons (2007)...Prince was Colorado's passing game coordinator in 2010 when he coached Green Bay T David Bakhtiari... Lions quarterbacks coach Brian Callahan coached Bakhtiari at Junipero Serra High (San Mateo, Calif.) in 2008.

### LAST MEETING, REGULAR SEASON

Sept. 25, 2016, Lambeau Field, Packers won, 34-27

- ▶ WR Jordy Nelson led the Packers to a 31-10 halftime lead, catching six passes for 101 yards (16.8 avg.) and two TDs in the first half.
- ▶ Lions QB Matthew Stafford finished 28 of 41 (68.3 percent) for 385 yards with three TDs and one INT (112.3 passer rating).
- ▶ RB Eddie Lacy finished with 103 rushing yards on 17 carries (6.1 avg.) while QB Aaron Rodgers completed 15 of 24 attempts (62.5 percent) for 205 yards and four TDs (129.3 passer rating).
- ▶ Detroit WR Marvin Jones had six receptions for 205 yards (34.2 avg.) and two TDs.



## PACKERS AT LIONS - WEEK 17

### GROUP EFFORT

The Packers have a history of relying on many receivers over the years and this season is no different.

- ▶ The Packers are one of two teams in the NFL (New Orleans) to have three wide receivers with 60-plus receptions and 600-plus receiving yards each this season (**Jordy Nelson** - 91 rec. for 1,191 yds. / **Davante Adams** - 69 rec. for 966 yds. / **Randall Cobb** - 60 rec. for 610 yds.).
- ▶ Nelson (14) and Adams (10) are the **only teammate duo in the NFL** with nine-plus touchdown catches this season.
- ▶ Adams (10) and Nelson (14) are just the **second duo in team history to both record 10-plus TD catches in the same season** (Nelson and Cobb in 2014).
- ▶ Nelson is **No. 1 in the NFL** in receiving touchdowns this season and Adams is **tied for No. 4**:

Player	Receiving TDs
1. <b>Jordy Nelson, GB</b>	<b>14</b>
2. Antonio Brown, PIT	12
3. Mike Evans, TB	11
4t. <b>Davante Adams, GB</b>	<b>10</b>
4t. Odell Beckham Jr., NYG	10

- ▶ Nelson is **tied for No. 4 in the NFL** with five 100-yard receiving games this season while Adams (four) is **tied for No. 6**.
- ▶ Adams and Nelson join New Orleans WR Brandin Cooks and Tampa Bay WR Mike Evans as the only players to record 100-plus yards receiving and two-plus TDs in two games this season.
- ▶ Nelson is **tied for No. 1 in the NFL** this year with three multi-receiving touchdown games (Beckham, Brown, Evans).
- ▶ Adams and New England WR Chris Hogan are the **only players in the league this season** to have two games with four-plus receptions and a 25-plus-yard receiving average.
- ▶ For the first time in his career, Nelson posted a touchdown reception in each of the first four games of the season, becoming the first Packer to do so since WR Bill Schroeder in 2001.
- ▶ Nelson's five touchdown receptions in the first four games this season were tied for the fourth most in franchise history.
- ▶ Green Bay has had one or more players register 10-plus receptions and/or 100-plus receiving yards in 12 of the last 13 games.
- ▶ The Packers' six individual 10-catch games have come via four different players (Adams-two, **Ty Montgomery**-two, Cobb, Nelson). According to the Elias Sports Bureau, four different players having at least one 10-catch game is **tied for the most in a single season in NFL history** (2015 New England Patriots / 2013 Atlanta Falcons / 2010 Indianapolis Colts / 2002 St. Louis Rams / 1991 Buffalo Bills).
- ▶ Green Bay's six individual 10-catch games are the **most in a single season in franchise history** (five in 2004 / three in 2014, 1993, 1942).
- ▶ In Week 11, TE **Jared Cook** registered 105 yards and one touchdown on six receptions (17.5 avg.). According to the Elias Sports Bureau, Cook became only the second TE (Benjamin Watson) to register a 100-yard receiving game with three different franchises.
- ▶ Dating back to 1996, Cook's 17.5 yards-per-catch average was the third highest by a Green Bay tight end in single game (min. five receptions), according to STATS (Jermichael Finley, Oct. 5, 2009, six for 128 yards, 21.3 avg. / Richard Rodgers, Dec. 3, 2015, eight for 146 yards, 18.3 avg.).
- ▶ In Week 10, Adams became the only Packer player to register three receptions of 35-plus yards in the same game (dating back to 1991).
- ▶ Week 10 also saw Adams (six receptions for 156 yards) and Nelson (12 receptions for 126 yards, one TD) become the second pair of teammates to record 120-plus receiving yards in the same game this season (New Orleans WRs Willie Snead and Brandin Cooks in Week 1).

- ▶ In Week 9, the Packers had four players with a reception of 20-plus yards (Nelson, Adams, TE **Richard Rodgers**, WR **Jeff Janis**).
- ▶ With 12 receptions for 74 yards (6.2 avg.) in Week 8, Adams became the first Packer to have back-to-back games with 12-plus catches, and his 25 over Weeks 7-8 were a franchise record for most over a two-game span.
- ▶ Week 8 also saw three Packers post their first career TD catches in the game at Atlanta (Janis, **Geronimo Allison**, **Trevor Davis**), which was the first time an NFL team had done that since the Jets on Oct. 23, 2000.
- ▶ Allison and Davis became first rookie duo to both have a TD catch in a game for the Packers since Max McGee and Joe Johnson on Dec. 12, 1954.
- ▶ According to the Elias Sports Bureau, in Week 7 the Packers became just the second team in NFL history to feature three players with 10-plus catches in a game (Adams, 13; Cobb, 11; Montgomery, 10), joining the New England Patriots (Leroy Thompson, Ben Coates, Michael Timpson) vs. Minnesota on Nov. 13, 1994.
- ▶ Adams' 13 receptions for 132 yards (10.2 avg.) and two touchdowns against Chicago tied for the second-most receptions in a single game in franchise history (Don Hutson, 13 receptions vs. Cleveland, Oct. 18, 1942, and 14 vs. N.Y. Giants on Nov. 22, 1942).
- ▶ Montgomery became the first Packer to post back-to-back games with 10-plus catches (10 vs. Dallas in Week 6) since WR Sterling Sharpe in 1993 (Oct. 10, Oct. 24). Adams joined him in Weeks 7 (13) and 8 (12). The only other player to accomplish that feat in a single season in team annals is Hutson in 1942 (Nov. 15, Nov. 22).
- ▶ Montgomery recorded 60 yards rushing and 66 yards receiving in Week 7, becoming the first Green Bay player since RB Ahman Green (63 rushing/68 receiving) at Detroit on Sept. 24, 2006, to register 60-plus rushing yards and 60-plus receiving yards in a game.

### NELSON MAKES AN IMPACT

- ▶ This is the third time in Nelson's career that he has recorded 10-plus receiving TDs in a season (2011 and 2014). He joins Sterling Sharpe (four) and Don Hutson (three) as the **only players in franchise history to post 10-plus TD catches in three or more seasons**.
- ▶ Nelson joins WR Sterling Sharpe (three times) as the **only players in team history** to record 12-plus TD receptions in three seasons.
- ▶ Nelson is the **first player in franchise history to record 13-plus receiving touchdowns in three different seasons** (2011, 2014, 2016). His three seasons of 13-plus TD receptions tie Pro Football Hall of Famers Lance Alworth, Cris Carter and Marvin Harrison for the fourth most in NFL history. Only Pro Football Hall of Famer Jerry Rice (eight), Terrell Owens (seven) and Randy Moss (six) have more such seasons in NFL history.
- ▶ With at least one touchdown reception in 11 games this season, Nelson tied Sharpe (1992 and 1994) for the most games with at least one TD catch in a single season in franchise history.
- ▶ Nelson (91) recorded his **third straight 85-catch season**, joining Sharpe (1992-94) as the only to do so in team history.
- ▶ Nelson has 25 100-yard receiving games in his career, **passing Don Hutson (24) for No. 3 in team history**. He trails Sharpe (29) for the second most.
- ▶ Rodgers and Nelson have connected for 59 touchdowns, **the most by a duo in team history** (Brett Favre and Antonio Freeman, 57).
- ▶ Nelson (63) passed Donald Driver (61) for the **third-most receiving touchdowns in franchise history** (Sterling Sharpe, 65 / Don Hutson, 99).
- ▶ Nelson also ranks in the top five in franchise history in both receptions and receiving yards:

Packers Player	Receptions
1. Donald Driver, 1999-2012	743
2. Sterling Sharpe, 1988-94	595
3. James Lofton, 1978-86	530
4. <b>Jordy Nelson, 2008-present</b>	<b>491</b>

Packers Player	Receiving Yards
1. Donald Driver, 1999-2012	10,137
2. James Lofton, 1978-86	9,656
3. Sterling Sharpe, 1988-94	8,134
4. Don Hutson, 1935-45	7,991
5. <b>Jordy Nelson, 2008-present</b>	<b>7,300</b>





## PACKERS AT LIONS - WEEK 17

### QUICK OUT OF THE GATE

The Packers started games fast during the 2015 regular season, scoring touchdowns in the first quarter in nine games. They continued that by scoring in 12 of 15 games this season (**tied for No. 2 in the NFL**), including a touchdown in 10 contests.

- Green Bay's 12 games of scoring points in the first quarter is **tied for No. 2 among Packers teams since 2000**:

<u>Year</u>	<u>Games Scoring Points in the First Quarter</u>
1. 2014	16
<b>2t. 2016</b>	<b>12</b>
2t. 2015	12
2t. 2011	12
2t. 2009	12

- Green Bay ranks near the top of the NFL in a few other first-quarter categories this season:

<u>Team</u>	<u>Points On First Offensive Poss. (2016)</u>
1t. Atlanta	62
1t. San Diego	62
<b>3. Green Bay</b>	<b>58</b>
4. New England	54

<u>Team</u>	<u>Points Per Game/First Quarter (2016)</u>
1. Atlanta	8.3
2. New England	7.7
3. Pittsburgh	6.3
<b>4. Green Bay</b>	<b>6.2</b>
5. Baltimore	6.0

<u>Team</u>	<u>First-Quarter Touchdowns (2016)</u>
1t. Atlanta	14
1t. New England	14
<b>3t. Green Bay</b>	<b>12</b>
3t. Pittsburgh	12
5. Kansas City	11

- The Packers scored 13 touchdowns in the first quarter in 2015, **tied for No. 2 in the NFL** (Washington, 13 / New Orleans, 16).
- Dating back to 2014, Green Bay has scored in the first quarter in 38 of 43 games, with TDs in 31 of them.
- Green Bay leads the NFL in first-quarter scoring since 2014:

<u>Team</u>	<u>First-Quarter Points (Since 2014)</u>
<b>1. Green Bay</b>	<b>336</b>
2. New England	273
3. Atlanta	255
4. New Orleans	248
5. Cincinnati	240

- QB **Aaron Rodgers** has thrown 10 touchdowns in the first quarter this season, **No. 1 in the NFL**:

<u>Player</u>	<u>First-Quarter TD Passes (2016)</u>
<b>1. Aaron Rodgers, GB</b>	<b>10</b>
2. Ben Roethlisberger, PIT	9
3. Matt Ryan, ATL	8

- Dating back to 1991, Rodgers owns five of the top seven single-season marks for passing touchdowns during the first quarter for the Packers:

<u>Player</u>	<u>First Quarter Passing TDs</u>
<b>1. Aaron Rodgers, 2011</b>	<b>11</b>
<b>2t. Aaron Rodgers, 2016</b>	<b>10</b>
<b>2t. Aaron Rodgers, 2014</b>	<b>10</b>
2t. Brett Favre, 1998	10
2t. Brett Favre, 1995	10
<b>6t. Aaron Rodgers, 2015</b>	<b>9</b>
<b>6t. Aaron Rodgers, 2012</b>	<b>9</b>

- Rodgers posted a 158.3 passer rating in the first half of Week 14 (12 of 15, 202 yards, two TDs), the third time in his career that he has posted a perfect passer rating in the first half of a game (at Cleveland in 2009, vs. Detroit in 2010).
- Rodgers has thrown 62 touchdowns and seven interceptions in the first half since the start of the 2014 regular season.
- Since 2014, Rodgers ranks in the top five in the NFL in a few first-half passing categories (min. 400 att.):

<u>Player</u>	<u>First-Half Passer Rating</u>
<b>1. Aaron Rodgers, GB</b>	<b>106.6</b>
2. Tom Brady, NE	103.8
3. Kirk Cousins, WAS	101.8
4. Drew Brees, NO	101.7
5. Marcus Mariota, TEN	100.5

<u>Player</u>	<u>First-Half Passing Touchdowns</u>
<b>1. Aaron Rodgers, GB</b>	<b>62</b>
2. Tom Brady, NE	52
3. Eli Manning, NYG	47
4t. Drew Brees, NO	46
4t. Philip Rivers, SD	46

<u>Player</u>	<u>First-Half TD/INT Ratio</u>
<b>1. Aaron Rodgers, GB</b>	<b>8.86</b>
2. Tom Brady, NE	6.50
3. Marcus Mariota, TEN	4.33
4. Eli Manning, NYG	3.13
5. Kirk Cousins, WAS	3.10

- Green Bay ranks **No. 2 in the NFL** this season in first-half points (228), trailing the Atlanta Falcons (261).
- Dating back to 2006, the Packers have recorded three of the top six single-season first-half point totals in the NFL:

<u>Team</u>	<u>First-Half Points</u>
1. New England, 2007	333
<b>2. Green Bay, 2014</b>	<b>310</b>
3. New England, 2012	290
4. Denver, 2013	288
<b>5. Green Bay, 2011</b>	<b>286</b>
<b>6. Green Bay, 2009</b>	<b>269</b>



## PACKERS AT LIONS - WEEK 17

### RODGERS AND TOUCHDOWNS

QB **Aaron Rodgers** has found the end zone a lot in his career, and that has continued this season. Rodgers has thrown for 36 touchdowns this season, his franchise-record fourth season (2011-12, 2014, 2016) with 35-plus TD passes (Favre, three, 1995-97).

- ▶ Rodgers now has five seasons with 4,000-plus passing yards and 30-plus passing TDs (2009, 2011-12, 2014, 2016), further extending his team mark.
- ▶ This season, Rodgers registered his third straight season with 30-plus touchdown passes, the second-longest streak in franchise history (Brett Favre, five straight, 1994-98)
- ▶ Rodgers ranks **No. 1 in the NFL** this season in passing touchdowns:

Player	TD Passes (2016)
1. Aaron Rodgers, GB	36
2. Drew Brees, NO	35
3. Matt Ryan, ATL	34
4. Philip Rivers, SD	31

- ▶ Rodgers ranks **No. 1 in the NFL** this season in games with multiple passing touchdowns and zero interceptions:

Player	Games With Multiple TD Passes and Zero INTs (2016)
1. Aaron Rodgers, GB	9
2t. Tom Brady, NE	7
2t. Matt Ryan, ATL	7
4. Marcus Mariota, TEN	6
5. Two players	5

- ▶ Rodgers had multiple passing touchdowns in eight straight games (Week 7-14), tied for the longest streak in the NFL this season (Marcus Mariota) and the second longest of his career (13-game streak in 2011).
- ▶ Rodgers registered four touchdown passes in the first half of the Week 3 victory vs. Detroit. It was the second time in his career that he recorded four-plus touchdowns in the first half (six vs. Chicago, Nov. 9, 2014).
- ▶ In 2016, Rodgers is **No. 2 in the NFL** with three games with four-plus TD passes and zero INTs, **tied for the most in a season in franchise history** with his own mark set in 2011 and Favre's total in 1995.
- ▶ Rodgers has thrown four-plus touchdowns in a game 19 times, **tied with Favre for the franchise record**, the **sixth most in NFL history** and **No. 3 among active quarterbacks**:

Player	Games W/ Four-Plus TD Passes
1. Drew Brees, SD/NO	31
2. Tom Brady, NE	26
3. Aaron Rodgers, GB	19
4. Eli Manning, NYG	14
5. Ben Roethlisberger, PIT	12

- ▶ Rodgers is **tied for No. 2 in the NFL** this season in games with three-plus passing touchdowns:

Player	Games With Three-Plus TD Passes (2016)
1. Drew Brees, SD/NO	8
2t. Aaron Rodgers, GB	7
2t. Ben Roethlisberger, PIT	7
4t. Tom Brady, NE / Matt Ryan, ATL	6

- ▶ Rodgers registered three-plus passing touchdowns in three consecutive games (Weeks 7-9), totaling 10 touchdowns and one interception over that span. It marked the fifth time in his career that Rodgers registered three-plus passing touchdowns in three or more games in a single season (five: Games 6-10 in 2011 / four: Games 4-7 in 2012 and 2014 / three: Games 14-16 in 2012).

- ▶ Rodgers ranks **No. 4 in NFL history** and **No. 1 in franchise history** with 38 games with three-plus touchdown passes and zero interceptions. He is **No. 1 in the NFL this season** in games with three-plus passing touchdowns and zero interceptions:

Player	Games With Three-Plus TD Passes and Zero INTs
1. Aaron Rodgers, GB	6
2. Tom Brady, NE	5
3t. Drew Brees, NO	4
3t. Derek Carr, OAK	4
3t. Ben Roethlisberger, PIT	4

- ▶ In Week 14, Rodgers recorded a 66-yard TD pass to WR Davante Adams, giving him a TD pass of 65 yards or more in each of the last nine seasons (2008-16). Rodgers joins Drew Brees as the only QBs in the league to do so over that span.

### RODGERS THE RUNNER

With injuries costing Green Bay's top two running backs significant time this season, QB **Aaron Rodgers** has helped try to fill the void.

- ▶ Rodgers is just the **fourth QB in NFL history** to post 35,000-plus passing yards and 2,500-plus rushing yards in his career, joining Fran Tarkenton, John Elway and Donovan McNabb as the only players to accomplish that feat.
- ▶ Rodgers ranks **No. 6 in the NFL** (min. 25 att.) among quarterbacks in rushing average (5.74) and rushing yards (327) this season.
- ▶ Rodgers now has four 300-yard rushing seasons, **No. 2 in franchise history among QBs** behind only Tobin Rote (five).
- ▶ Rodgers is **tied for No. 4 in the NFL** in rushing touchdowns among quarterbacks this season:

Player	Rushing Touchdowns (QBs)
1t. Dak Prescott, DAL	6
1t. Tyrod Taylor, BUF	6
3. Cam Newton, CAR	5
4t. Aaron Rodgers, GB	4
4t. Kirk Cousins, WAS	4
4t. Andy Dalton, CIN	4
4t. Alex Smith, KC	4

- ▶ Rodgers ranks **No. 2 among active quarterbacks in the NFL** in rushing touchdowns since 2008:

Player	Rushing TDs (QBs Since 2008)
1. Cam Newton, CAR	48
2. Aaron Rodgers, GB	25
3. Andy Dalton, CIN	18

- ▶ In Weeks 8-10, Rodgers became the first Packers quarterback since Rote in 1955 to register a run of 20-plus yards in three consecutive games.
- ▶ Rodgers led the Packers with a career-best 60 rushing yards on six carries (10.0 avg.) at Atlanta. He recorded three runs of 10-plus yards, tying his single-game career high (at Indianapolis, Oct. 7, 2012, and vs. Cincinnati, Sept. 20, 2009).
- ▶ Dating back to 1960, Rodgers' 60 rushing yards in Week 8 were the second most in a single game by a Green Bay quarterback, trailing only the 88 yards on eight carries (11.0 avg.) by Don Majkowski at Detroit, Sept. 30, 1990.
- ▶ Rodgers joined Cam Newton (Dec. 20, 2015, at NYG) as the only QBs over the past four seasons (2013-16) to post four-plus passing TDs and 60-plus rushing yards in the same game.
- ▶ By rushing for 43 yards on six carries (7.2 avg.) in Week 9, Rodgers recorded 40-plus rushing yards in back-to-back games for the first time in his career.





## PACKERS AT LIONS - WEEK 17

### TAKING HIS PLACE AMONG THE GAME'S BEST

QB **Aaron Rodgers** surpassed the 1,500-attempt plateau for his career in 2010, the benchmark to qualify for passer rating in the NFL record book.

► Rodgers ranks **No. 1 in NFL history** in career passer rating:

Quarterback	Career Passer Rating
1. Aaron Rodgers, GB	104.0
2. Russell Wilson, SEA	99.6
3. Tony Romo, DAL	97.1
4. Tom Brady, NE	97.0
5. Steve Young, TB/SF	96.8

► Rodgers registered the sixth 4,000-yard passing season of his career in 2016, setting the **franchise record** as he surpassed Brett Favre's mark of five 4,000-yard seasons.

► Rodgers has 10 zero-INT games this season (min. 15 att.), the third time in his career with 10-plus zero-INT games (13 in 2014, 12 in 2009). The only other QB in team history to have 10 in a season was Starr (10) in 1964.

► In 2016, Rodgers set the **single-season franchise record for completions** with 374, surpassing Favre's mark of 372 in 2005.

► In the Week 7 victory over Chicago, Rodgers set a **single-game franchise record** with 39 completions, besting the previous high of 36 by QB Brett Favre at Chicago on Dec. 5, 1993.

► Rodgers went over the 35,000-yard passing mark for his career this season in Week 11 at Washington. According to the Elias Sports Bureau, he reached the mark on his 4,446th attempt, the **second-fewest attempts needed in NFL history** behind QB Johnny Unitas (4,388 attempts).

► Rodgers reached 250 touchdown passes in Week 12 of 2015. He did in his 121st career game, surpassing MIA QB Dan Marino (128) for the NFL record.

► Where Rodgers ranks among active NFL quarterbacks **since he took over as the starter in 2008** (min. 1,200 attempts):

Quarterback	Passing Yards (Since 2008)
1. Drew Brees, NO	44,572
2. Philip Rivers, SD	38,876
3. Matt Ryan, ATL	37,370
4. Eli Manning, NYG	36,649
5. Aaron Rodgers, GB	36,198
Quarterback	Passing TDs (Since 2008)
1. Drew Brees, NO	329
2. Aaron Rodgers, GB	292
3. Philip Rivers, SD	268
Quarterback	Passer Rating (Since 2008)
1. Aaron Rodgers, GB	104.4
2. Drew Brees, NO	100.8
3. Tom Brady, NE	100.4
Quarterback	Yards/Attempt (Since 2008)
1. Russell Wilson, SEA	7.97
2. Aaron Rodgers, GB	7.94
3. Philip Rivers, SD	7.89
Quarterback	INT Percentage (Since 2008)
1. Tom Brady, NE	1.5
2. Aaron Rodgers, GB	1.6
3. Derek Carr, OAK	1.8
Quarterback	25-Yard Passes (Since 2008)
1. Drew Brees, NO	334
2. Aaron Rodgers, GB	316
3. Philip Rivers, SD	294
4. Eli Manning, NYG	291

► In Week 14, Rodgers recorded a passer rating of 150.8 in a win over Seattle, marking his fourth career game a passer rating of 150-plus which is the fourth most (min. 10 pass att.) among active quarterbacks (Drew Brees and Tom Brady, five / Ben Roethlisberger, eight).

► Rodgers rushed for a touchdown in Week 16, marking his 13th game with two-plus passing touchdowns and one-plus rushing touchdowns since 2008, which is **No. 2 among NFL QBs** over that span behind Cam Newton (18).

► Rodgers reached 30 passing touchdowns (36) this season for the sixth time in his career. He ranks second in team history behind Favre's eight. Rodgers' six 30-plus passing touchdown seasons since 2009 are the second most in the NFL over that time span (NO Drew Brees, eight).

► Dating back to 1921, Rodgers is tied for the most seasons with 30-plus touchdowns and less than 10 interceptions (according to pro-football-reference.com):

Player	Seasons With 30-Plus TD Passes/Less Than 10 INTs
1t. Aaron Rodgers, GB	5
1t. Tom Brady, NE	5
3t. Six players	1

► Rodgers owns three of the top four single-season totals in touchdown passes in franchise history:

Player	TD Passes
1. Aaron Rodgers, 2011	45
2t. Aaron Rodgers, 2012	39
2t. Brett Favre, 1996	39
4t. Aaron Rodgers, 2014	38
4t. Brett Favre, 1995	38

► A look at where Rodgers ranks in the NFL in several categories **since 2014** (min. 300 attempts):

Quarterback	Passer Rating (Since 2014)
1. Tony Romo, DAL	105.9
2. Dak Prescott, DAL	105.6
3. Tom Brady, NE	102.5
4. Aaron Rodgers, GB	102.2
5. Drew Brees, NO	100.3

Quarterback	TD Passes (Since 2014)
1. Aaron Rodgers, GB	105
2. Drew Brees, NO	100
3. Tom Brady, NE	94
4t. Eli Manning, NYG/Philip Rivers, SD	91

Quarterback	TD/INT Ratio (Since 2014)
1. Dak Prescott, DAL	5.75 (23/4)
2. Aaron Rodgers, GB	5.25 (105/20)
3. Tom Brady, NE	5.22 (94/18)

Quarterback	TD Percentage (Since 2014)
1. Tony Romo, DAL	7.0
2. Aaron Rodgers, GB	6.3



## PACKERS AT LIONS - WEEK 17

### CLAY FINDS HIS WAY TO THE BALL

LB **Clay Matthews** continues to make an impact on opposing offenses. Despite injuries forcing him to miss four games and limiting him in five others, Matthews ranks third on the team with five sacks this season.

- For the first time in his career, Matthews recorded at least one sack in each of the first three regular-season games he played in.
- In 2015, Matthews was selected to his sixth Pro Bowl and first as an inside linebacker after recording 6.5 sacks (second on the team), 14 QB hits (No. 1 on the team), and a career-high 84 tackles (No. 2 on the team). He was also one of three players (Micah Hyde, Sam Shields) on the team to have an interception and a fumble recovery.
- It was the seventh consecutive season he recorded six or more sacks, **tied for the second-most** six-plus-sack seasons in the NFL since 2009, trailing teammate LB **Julius Peppers**, who has eight:

Player	Six-Plus-Sack Seasons (Since 2009)
1. Julius Peppers, CAR/CHI/GB	8
2t. Clay Matthews, GB	7
2t. Ahmad Brooks, SF	7
2t. Calais Campbell, ARI	7
2t. Tamba Hali, KC	7
2t. Cameron Wake, MIA	7
2t. DeMarcus Ware, DAL/DEN	7

- Matthews and Peppers rank in the top 10 in sacks since 2009 among active players:

Player	Sacks (Since 2009)
1. DeMarcus Ware, DEN	85.0
2. Cameron Wake, MIA	81.5
3. J.J. Watt, HOU	76.0
4. Von Miller, DEN	73.5
5. Julius Peppers, CAR/CHI/GB	73.0
6. Clay Matthews, GB	72.5
7. Elvis Dumervil, DEN/BAL	72.0
8. Tamba Hali, KC	71.0

- Matthews is **tied for No. 1 in team history** in 10-sack seasons and is **No. 4** in two-sack games:

Player	10-Sack Seasons
1t. Clay Matthews, 2009-10, 2012, 2014	4
1t. Reggie White, 1993, 1995, 1997-98	4
1t. Kabere Gbaja-Biamila, 2001-04	4

Player	Two-Sack Games
1. Reggie White, 1993-98	16
2. Kabere Gbaja-Biamila, 2000-08	15
3. Tim Harris, 1986-90	14
4. Clay Matthews, 2009-16	13

- Matthews is **No. 2 in team history** with 72.5 career sacks:

Player	Career Sacks
1. Kabere Gbaja-Biamila, 2000-08	74.5
2. Clay Matthews, 2009-16	72.5
3. Reggie White, 1993-98	68.5

### BURNETT BRINGS IT

Packers S **Morgan Burnett** has been a steady force on the Packers defense for years, starting 93 games (including playoffs) since 2011.

- From 2011-14, he was the only Packer to surpass 100 tackles each season, and despite missing five games in 2015, he tied for the team lead in solo tackles (54) and led the team with 14 total tackles in the postseason. So far in 2016, he ranks **No. 1 on the team** in tackles (89) despite missing a game.
- He has set a single-season career high with three sacks, **tied for No. 1 among safeties** this year according to STATS:

Player	Sacks (2016)
1t. Morgan Burnett, GB	3.0
1t. Landon Collins, NYG	3.0
3t. Three players	2.0

- Burnett has two interceptions this season, tied for the second most of his career (two in 2012 / three in 2011).
- Burnett has 7.5 sacks since 2011, **tied for No. 4** among safeties over that time span:

Player	Sacks (Since 2011)
1t. Roman Harper, NO/CAR	8.5
1t. T.J. Ward, CLE/DEN	8.5
3. Reshad Jones, MIA	8.0
4. Morgan Burnett, GB / Harrison Smith, MIN	7.5

- He ranks **No. 3 among Green Bay safeties** (since 1982) in career sacks, according to STATS:

Packers Safety	Career Sacks
1. LeRoy Butler	20.5
2. Mark Murphy	11.0
3. Morgan Burnett	7.5

### ONE OF THE BEST

Packers LB **Julius Peppers** is one of the greatest pass rushers of all-time and continues to contribute, ranking **No. 2 on the team** with 7.5 sacks this season.

- Peppers has recorded a streak of three straight games with a sack in each season with the Packers (Weeks 7-8 and 10 in 2014, Weeks 4-6 in 2015, Weeks 11-13 this season).
- Last season (10.5) marked his ninth season with 10-plus sacks, which tied John Randle for the fourth-most 10-sack seasons since 1982 (Bruce Smith, 13 / Reggie White, 12 / Kevin Greene, 10).
- Peppers ranks **No. 1 among active players** in career sacks during the regular season:

Player	Career Sacks
1. Julius Peppers (CAR/CHI/GB)	143.5
2. DeMarcus Ware (DAL/DEN)	138.5
3. Dwight Freeney (IND/SD/ARI/ATL)	122.5

- Peppers passed Michael Strahan (141.5) for **No. 5 in NFL history** with 143.5 career sacks (since 1982). He trails Chris Doleman (150.5) for No. 4 all-time. The four players ahead of him on the all-time sack list (Bruce Smith, Reggie White, Kevin Greene, Doleman) are all in the Pro Football Hall of Fame.
- Peppers recorded a sack and forced fumble in two games this season (Dallas, at Chicago). According to STATS LLC, he is **tied for No. 4 in the NFL** in forced fumbles (47) since 1994.





## PACKERS AT LIONS - WEEK 17

### PERRY LEADS THE RUSH

Packers LB **Nick Perry** has led a pass rush that has recorded multiple sacks in 12 of 15 games and includes two-plus sacks by seven players.

- Despite missing two games, Perry has registered a team-high 10 sacks, **tied for No. 10 in the NFL** in 2016. He became the 11th player in team history (since 1982) to register a double-digit sack total in a season.
- Perry has registered a half-sack or more in nine games this season, **tied for No. 5 in the NFL**:

Player	Games With Half Sack Or More
1t. Danielle Hunter, MIN	10
1t. Ryan Kerrigan, WAS	10
1t. Von Miller, DEN	10
1t. Cameron Wake, MIA	10
<b>5t. Nick Perry, GB</b> , three others	<b>9</b>

- In Week 6, Perry registered his first career interception and added a sack, making him the first Green Bay LB to post both in a game since **Clay Matthews** at the N.Y. Giants on Dec. 4, 2011.
- Perry matched his career high with a team-best two sacks in Week 3 vs. Detroit and Week 16 vs. Minnesota.
- Perry has at least one two-sack game in each of the last four seasons (2013-16), the lone Packer to accomplish that feat over that span.

### CONTINUAL IMPACT

In his career, DT **Mike Daniels** has seen his playing time steadily increase as well as his production. After playing in 14 games as a rookie in 2012, he has played in every game since the start of the 2013 season.

- In Week 2 at Minnesota, he recorded a sack and tied for the team lead with four QB hits. In Week 3, he led the Packers with two QB hits, and he registered a sack in Weeks 8, 12 and 16, while also recovering a fumble in Week 16 as well, the third of his career.
- In 2015, Daniels led the Packers' defensive line in tackles (66) and sacks (four). He finished third on the team with 12 QB hits.
- In Week 5 versus St. Louis last season, he tied for the team lead with a career-best nine tackles (eight solo).
- Daniels registered his first career interception in Week 16 at Arizona (2015), returning it 23 yards. According to STATS LLC, it was the first interception by a Packers DT since Cullen Jenkins on Oct. 18, 2009. Dating back to 1960, his 23-yard interception return was the longest by a Green Bay DT on an interception.
- He led Green Bay's defensive line with 5.5 sacks and was the team leader in quarterback hits (19) and pressures (22) during the 2014 regular season.
- Daniels is fourth on the Packers with 20.0 sacks since the start of the 2013 season. He is **No. 11 among NFL defensive tackles** over that span, according to STATS LLC.
- Daniels ranks **No. 3 among Packers defensive tackles** in sacks (since 1982), according to STATS LLC:

Packers Defensive Tackles	Sacks (Since 1982)
1. Cullen Jenkins, 2004-10	29.0
2. Santan Dotson, 1996-2001	26.0
<b>3. Mike Daniels, 2012-present</b>	<b>22.0</b>
4t. Cletidus Hunt, 1999-2004	17.0
4t. Corey Williams, 2004-07	17.0
6. Matt Brock, 1989-94	12.5
7. B.J. Raji, 2009-15	11.0

### ON THE RISE

S **Ha Ha Clinton-Dix** has been a presence on the Packers defense since his rookie season.

- After starting 10 of 16 games and both postseason contests as a rookie, he has started every game since 2015.
- His career-best five interceptions are **tied for No. 2 in the NFL** this season and **tied for No. 1 among safeties** (HOU Quintin Demps, OAK Reggie Nelson, NYG Landon Collins).
- According to STATS, it is the most interceptions by a Packers safety in a single season since Charles Woodson (seven) and Charlie Peprah (five) in 2011.
- In 2016, Clinton-Dix posted a career-high two interceptions in both Week 9 and Week 14, becoming the first Packer to have two two-INT games in a season since Woodson in 2011.
- In Week 9 he joined CB Al Harris (vs. New Orleans, Oct. 9, 2005) as the only players to post two INTs in a first quarter for the Packers since 1993.
- His three career postseason interceptions **rank No. 1 among safeties** since he entered the league in 2014, according to STATS.
- Clinton-Dix finished second on the team with 95 tackles (73 solo) in 2014 and led the Packers with 117 tackles (97 solo) in 2015.
- He registered a total of three interceptions last season (including play-offs). He tied for fourth on the team with two during the regular season and registered one in the postseason.
- According to STATS, his three sacks during the 2015 regular season were tied for the fifth most in a single regular season by a Packers safety (since 1982) and the most since Mark Roman recorded 3.5 in 2004.
- Clinton-Dix's three sacks also tied for **No. 3 in the NFL** in 2015 among safeties.
- During the 2015 regular season, he registered eight-plus tackles in eight games, including setting career highs in both total tackles (12) and solo tackles (11) in the Week 10 game vs. Detroit, in which he also registered an interception.

### RACKING UP POINTS

K **Mason Crosby** is moving his way up the record books.

- Crosby passed Ryan Longwell in Week 2 of the 2015 season to become the franchise career points leader:

Player	Career Points
<b>1. Mason Crosby, 2007-16</b>	<b>1,262</b>
2. Ryan Longwell, 1997-2004	1,054
3. Don Hutson, 1935-45	823

- Crosby (325) eclipsed Longwell (277) for the most field goal attempts in Packers' history.
- Crosby (1,380) passed Longwell (1,119) for the most points scored in the regular and postseason combined in franchise history.
- Dating back to 2013, Crosby has made 109 field goals during the regular season, **No. 6 in the NFL** over that span.
- Crosby has 117 points this season, giving him the 10th 100-point season of his career and **extending his franchise record**. Crosby's 10 seasons with 100-plus points are the **most in the NFL since 2007**.
- In Week 11 of 2015, he tied the single-game team record with five field goals and became the first player in NFL history to have five field goals of 40-plus yards in a game. In the same game, Crosby connected on a 52-yard field goal, extending his career franchise record for the most 50-yard FGs to 26.



## PACKERS AT LIONS - WEEK 17

### ON THE ROAD AGAIN

Green Bay went 7-1 away from Lambeau Field in 2011, with the seven road wins setting a single-season franchise record.

- The Packers have been able to stay above the .500 mark on the road during Head Coach **Mike McCarthy's** tenure, a notable achievement in the National Football League.
- Since 2006, McCarthy's first season as the head coach in Green Bay, only nine of 32 NFL teams have regular-season road records above .500.

Team	W-L Record	Pct.
1. New England	62-25-0	.713
2. Dallas	51-36-0	.586
3. Indianapolis	50-38-0	.568
<b>4. Green Bay</b>	<b>48-39-0</b>	<b>.552</b>
5t. Denver	47-41-0	.534
5t. Pittsburgh	47-41-0	.534
7t. New Orleans	46-41-0	.529
7t. N.Y. Giants	46-41-0	.529
9. Philadelphia	46-41-1	.528

### 326 AND COUNTING

Another packed house at Lambeau Field against the Minnesota Vikings in Week 16 brought the stadium's consecutive-sellouts streak to 326 regular-season games (not including replacement games).

- The league's longest-tenured stadium, Lambeau Field is hosting its 60th season of football in 2016. For the victory over Dallas in the Divisional round of the 2014 playoffs, Packers fans set a new Lambeau Field paid attendance record (79,704).
- Across American professional sports, only Boston's Fenway Park (1912) and Chicago's Wrigley Field (1914) have longer tenures.

### THE LAMBEAU ADVANTAGE

The crown jewel of the National Football League, Lambeau Field has long been known as one of the tougher venues to play in, particularly during the harsh Wisconsin winter.

- Re-establishing home-field advantage after a 4-4 mark in 2008 was one of the goals of 2009, and with the Packers finishing 6-2 at home, they accomplished that goal. Green Bay followed that up with a 7-1 mark at Lambeau Field in 2010, a perfect 8-0 record in 2011, the first undefeated home mark since 2002, and a 7-1 mark in 2012. The Packers were one of two teams to finish undefeated at home during the 2014 regular season (Denver).
- Head Coach **Mike McCarthy** stated consistently upon his arrival in Green Bay that one of the team's goals would be to reclaim the mystique of playing at Lambeau Field. Mission accomplished. The team is 65-22-1 (.744) at home in the regular season since 2006, **No. 2 in the NFL**.
- Since **Ron Wolf** and **Mike Holmgren** began the revitalization of the franchise in 1992, Green Bay owns the best home record in the NFL. A look at the top regular-season home W-L records since the '92 season:

Team	W-L Record	Pct.
<b>1. Green Bay</b>	<b>152-47-1</b>	<b>.763</b>
2. New England	145-55-0	.725
3. Pittsburgh	143-55-1	.721

### HOT AT HOME

Since the start of 2009, the Packers have been one of the best teams in the league at home during the regular season:

Team	W-L Record	Pct.
1. New England	57-7-0	.891
<b>2. Green Bay</b>	<b>51-12-1</b>	<b>.805</b>
3. Baltimore	48-16-0	.750
4. Seattle	47-17-0	.734
5. Pittsburgh	45-18-0	.714

### IN THE FREE-AGENCY ERA

Talk of unrestricted free agency in the early '90s led many to forecast tough times for the small-town Green Bay Packers.

- However, Green Bay has remained among the most successful teams since the advent of free agency in 1993. The Packers have won 10 or more games 15 times since '93 and captured 10 division crowns.
- A look at the most successful teams in the free-agency era:

Team	W-L Since '93	Pct.	Playoff Berths
1. New England	259-124-0	.676	18*
<b>2. Green Bay</b>	<b>244-138-1</b>	<b>.638</b>	<b>17</b>
3. Pittsburgh	240-142-1	.628	16*
4. Denver	232-151-0	.606	13
5. Indianapolis	224-159-0	.585	16

\*clinched playoff spot this season

### IN THE LEAGUE RANKINGS REGULAR SEASON



#### GREEN BAY (Team)

Category	NFC	NFL
Turnover Margin (+7) . . . . .	2t	7t
Points Scored (26.7) . . . . .	4	6
Points Allowed (24.3) . . . . .	11t	22t
Total Offense (363.5) . . . . .	6	10
Rushing (103.2) . . . . .	10	20
Passing (260.3) . . . . .	4	8
Total Defense (361.0) . . . . .	10	20
vs. Rush (95.9) . . . . .	5	9
vs. Pass (265.1) . . . . .	14	29
Third-Down Offense (46.2%) . . .	2	2
Third-Down Defense (41.2%) . . .	11	24
Red-Zone Offense (58.1%) . . . .	7	12
Red-Zone Defense (61.9%) . . . .	12	27

#### DETROIT (Team)

Category	NFC	NFL
Turnover Margin (0) . . . . .	8t	16t
Points Scored (21.5) . . . . .	11	21
Points Allowed (21.8) . . . . .	6	13
Total Offense (334.2) . . . . .	12	23
Rushing (82.3) . . . . .	14	30
Passing (251.9) . . . . .	8	14
Total Defense (348.5) . . . . .	8	15
vs. Rush (103.2) . . . . .	10	17
vs. Pass (245.3) . . . . .	7	16
Third-Down Offense (42.6%) . . .	5	9
Third-Down Defense (44.9%) . . .	14	29
Red-Zone Offense (53.3%) . . . .	9t	19t
Red-Zone Defense (65.3%) . . . .	14	30

#### GREEN BAY (Individual)

Category	NFC	NFL
Passing: A.Rodgers (102.7) . . . .	4	5
Rushing: Montgomery (413) . . . .	20	44
Receptions: Nelson (91) . . . . .	4t	5t
Rec. Yds.: Nelson (1,191) . . . . .	4	6
Interceptions: Clinton-Dix (5) . .	1t	2t
Sacks: Perry (10.0) . . . . .	5t	10t

#### DETROIT (Individual)














Category	NFC	NFL
Passing: Stafford (93.1) . . . . .	7	13
Rushing: Riddick (357) . . . . .	24	49
Receptions: Tate (85) . . . . .	6	9t
Rec. Yds.: Tate (1,000) . . . . .	9	16
Interceptions: Four players (2) . .	20t	40t
Sacks: Hyder (8.0) . . . . .	11t	21t





## PACKERS AT LIONS - WEEK 17

### 2016 OPPONENTS

			NFL Rank	
		Record	Offense	Defense
	at Jacksonville Jaguars..(3-12)		26	4
	at Minnesota Vikings..(7-8)		30	2
	Detroit Lions.....(9-6)		23	15
	New York Giants.....(10-5)		24	11
	Dallas Cowboys.....(13-2)		4	12
	Chicago Bears .....(3-12)		13	13
	at Atlanta Falcons .....(10-5)		2	3
	Indianapolis Colts.....(7-8)		11	27
	at Tennessee Titans....(8-7)		9	21
	at Washington Redskins..(8-6-1)		3	29
	at Philadelphia Eagles..(6-9)		21	18
	Houston Texans.....(9-6)		28	1
	Seattle Seahawks.....(9-5-1)		15	7

### A LOOK AT THE SCHEDULE

The Green Bay Packers' 96th NFL regular-season schedule is headlined by five prime-time games (subject to flexible scheduling).

- Green Bay's schedule includes five games against 2015 playoff teams. Three of those contests (Minnesota, Houston, Seattle) will be at Lambeau Field, while two (Minnesota, Washington) will come on the road.
- The Packers kicked off their season on the road for the fourth consecutive year, the longest streak in team history, opening with two road games for the first time since 1924. Green Bay traveled to Jacksonville, playing on the road against an AFC team in Week 1 for the first time since facing the New England Patriots in 1985.
- Green Bay faced division opponents in Weeks 2-3. They began with a trip to Minnesota to face the Vikings in a prime-time game and returned to Lambeau Field last week for the home opener against the Detroit Lions.
- For the second time in four years, the Packers had their bye in Week 4.
- Green Bay returned to action with three consecutive home games against NFC teams over a 12-day span. In Week 5, the Packers played on Sunday night against the New York Giants. It was the Giants' first regular-season game at Lambeau Field since 2010. In Week 6, Green Bay played the Dallas Cowboys for the fourth consecutive season (including playoffs) and for the second straight year at home in the regular season. Green Bay finished the homestand playing the Chicago Bears on a Thursday night for the second consecutive season (11th straight year in primetime).
- Four of the Packers' next five games were on the road, including three road games in a row for the first time since 2012.
- After a trip to play the Atlanta Falcons in Week 8, Green Bay faced the Indianapolis Colts at home for the first time since 2008. The Packers made just their third regular-season visit to Tennessee to play the Titans in Week 10.
- Green Bay played two prime-time road games in a row, first traveling to play against the Washington Redskins on a Sunday night in Week 11 and then to Philadelphia to face the Eagles on *Monday Night Football* in Week 12. It marked the 24th consecutive season (1993-2016) that Green Bay has appeared on *MNF*.
- Green Bay played its first game at home in almost a month when it faced the Houston Texans in Week 13 for just the second time ever at Lambeau Field.
- Week 14 brought a familiar matchup as the Packers welcomed the Seattle Seahawks to Lambeau Field for the second consecutive year. Including the postseason, Green Bay and Seattle met for the fifth time in five years.
- For the first time since 2006, the Packers will finish the regular season with three straight games against NFC North opponents.
- In Week 15, Green Bay traveled to Chicago to play the Bears. The Packers won their fifth consecutive game against the Bears in December, four of which were played in Chicago.
- Green Bay returned home to play the Vikings in Week 16 on Christmas Eve, playing on a Saturday for the first time since 1997. The Packers last played on Christmas Eve in 2004, a 34-31 victory at Minnesota. Including playoffs, Green Bay improved to 9-2-1 mark (.792) against the Vikings at Lambeau Field under McCarthy.
- The Packers will finish the regular season in Detroit for the first time since 1993. Green Bay has won seven of 10 games at Ford Field under McCarthy. It will be only the third time the Packers have played at the Lions during the regular season in the month of January (1983, 1994).

## PACKERS AT LIONS - WEEK 17

### BREAKING DOWN THE ROSTER

The Packers have a 53-man roster that is composed of 25 offensive players, 25 defensive players and three specialists.

- Of the 53 players on the roster, 47 began their pro careers with the Packers (88.7 percent) and 34 of them (64.2 percent) were draft picks of the Packers. Dating back to 2009, Green Bay has selected nine players in the first round, seven of which are still on the team.
- Green Bay has 15 players on the roster that began their careers as undrafted free agents, with 13 of those originally signed by Green Bay.
- Seven 2016 undrafted rookie free agents are currently on the roster (WR Geronimo Allison, S Kentrell Brice, QB Joe Callahan, CB Makinton Dorleant, S Marwin Evans, CB Josh Hawkins, FB Joe Kerridge).
- 39.6 percent of the players (21 of 53) on Green Bay's roster entered the league as a sixth-round or seventh-round pick or as an undrafted player.
- The Packers have five players on the roster that played in the NFL prior to the 2009 season. Three of those players were draft picks of the Packers (QB Aaron Rodgers, K Mason Crosby and WR Jordy Nelson) and two (Rodgers, Nelson) have made at least one Pro Bowl.
- Only 19 of the 53 players on the roster (35.8 percent) were selected in the first three rounds of the draft, with 17 being drafted by the Packers.
- Of the 53 players on the roster, 43 of them (81.1 percent) are 28 years old or younger (as of Jan. 1) and 25 players (47.2 percent) are 24 years old or younger.

### GREEN BAY'S ROSTER ...

#### BY AGE (as of Jan. 1)

20-24	25 players
25-28	18 players
29-32	8 players
33-plus	2 players

#### BY EXPERIENCE

R-1	16 players
2-3	16 players
4-5	8 players
6-9	10 players
10-plus	3 players

#### BY DRAFT ROUND

1st	9 players
2nd/3rd	10 players
4th/5th	13 players
6th/7th	6 players
Undrafted	15 players



### PACKERS IN WEEKLY 2016 TEAM RANKINGS



		NFL Offense			NFL Defense		
After							
Week ...	Opp.	Total	Rush	Pass	Total	Rush	Pass
1	at Jax	27	16	23	18	1	24
2	at Min	29	19	31	11	1	19
3	DET	28	17	29	13	1	28
4	(bye)	29	16	29	13	1	29
5	NYG	25	12	27	9	1	24
6	DAL	26	16	25	10	3	21
7	CHI	21	19	20	7	1	15
8	at Atl	20	19	22	7	2	16
9	IND	16	19	19	7	1	17
10	at Ten	15	19	14	10	4	16
11	at Was	13	19	10	18	6	23
12	at Phi	11	22	7	13	7	21
13	HOU	13	24	10	13	9	17
14	SEA	12	22	10	13	9	19
15	at Chi	10	15	10	19	10	24
16	MIN	10	20	8	20	9	29
17	at Det						
Packers in 2015		23	12	25t	15	21	6
Packers in 2014		6	11	8	15	23	10
Packers in 2013		3	7	6	25	25	24
Packers in 2012		13	20	9	11	17	11
Packers in 2011		3	27	3	32	14	32
Packers in 2010		9	24	5	5	18	5
Packers in 2009		6	14	7	2	1	5
Packers in 2008		8	17	8	20	26	12
Packers in 2007		2	21	2	11	14	12
Packers in 2006		9	23	8	12	13	17
Packers in 2005		18	30	7	7	23	1
Packers in 2004		3	10	3	25	14	25
Packers in 2003		4	3	16	17	10	23
Packers in 2002		12	12	10	12	21	3
Packers in 2001		6	21	3	12	16	15
Packers in 2000		15	23	8	15	8	19
Packers in 1999		9	21	7	19	22	18
Packers in 1998		5	25	3	4	4	10
Packers in 1997		4	12	3	7	20	8
Packers in 1996		5	11	5	1	4	1
Packers in 1995		7	26	3	14	7	21
Packers in 1994		9	19	9	6	3	15
Packers in 1993		19	22	18	2	8	7
Packers in 1992		15	21	9	23	16	23





## PACKERS STARTERS – OFFENSE

### **WR Jordy Nelson, 9th Year, Kansas State, D2a-08**

- ▶ Ranks No. 1 in the NFL with 14 receiving touchdowns this season.
- ▶ Is the first player in franchise history to record 13-plus receiving touchdowns in three different seasons (2011, 2014, 2016). His three seasons of 13-plus TD receptions tie Pro Football Hall of Famers Lance Alworth, Cris Carter and Marvin Harrison for the fourth-most in NFL history.
- ▶ Has 63 career receiving TDs, No. 3 in Packers history.
- ▶ Missed all of the 2015 season due to a knee injury.
- ▶ Finished the 2014 regular season ranked fourth in receiving yards (1,519), seventh in receptions (98) and tied for second in receiving touchdowns (13). Earned first selection to the Pro Bowl.
- ▶ Led the team in 2013 with 85 catches for 1,314 yards and eight TDs. Ranked No. 10 in the NFL that season in receiving yards.
- ▶ With 15 TD catches in 2011, became only the third player in franchise history to catch 15 or more TDs in a season, joining WRs Sterling Sharpe (18 in 1994) and Don Hutson (17 in 1942).

### **LT David Bakhtiari, 4th Year, Colorado, D4a-13**

- ▶ Has started all but two games at LT since the start of the 2013 regular season. Missed the final two games of the 2015 regular season due to injury.
- ▶ Started all 16 games at left tackle in 2013, the only rookie in the NFL to do so in 2013 and the first Packer rookie to do so since the league went to a 16-game schedule in 1978.
- ▶ Became just the fourth Green Bay rookie to start at LT in the season opener since the 1970 AFL-NFL merger and the first since 1985.

### **LG Lane Taylor, 4th Year, Oklahoma State, FA-13**

- ▶ Has played in 45 regular-season games for Green Bay with 17 starts.
- ▶ Made the first starts of his career in 2015, opening at RG at Detroit in Week 13 in place of an injured T.J. Lang and at LG in Week 17 vs. Minnesota with Josh Sitton sliding to LT in place of an injured David Bakhtiari.
- ▶ A four-year letterman at OSU, starting 47 of 50 games played at right guard. Unanimous first-team All-Big 12 selection by the conference's coaches as a senior.

### **C JC Tretter, 4th Year, Cornell, D4b-13**

- ▶ Started the first seven games this season before a knee injury sidelined him for Weeks 9-16. Set career highs with 16 games played and three starts (all at C) during the 2015 regular season. Also started at LT in the NFC Wild Card game at Washington.
- ▶ Has seen game action at C, LG and both T spots during his career.
- ▶ Was on track to be the starting C in 2014, opening at that position for the first three preseason games, but sustained a knee injury vs. Oakland (Aug. 22) that would sideline him for the first half of the season. Returned to play in the final eight games and both postseason contests.
- ▶ Grew from a high school quarterback, running back and slot receiver into an All-American LT in college, starting 20 consecutive games in his final two seasons at Cornell.

### **RG T.J. Lang, 8th Year, Eastern Michigan, D4-09**

- ▶ Selected to his first career Pro Bowl this season.
- ▶ Has started games at four different positions on the line as a pro (59 at RG, 27 at LG, five at RT, two at LT). Played C in Week 10 in 2013.
- ▶ Has started 90 contests since 2011, most by a Packers' offensive player.
- ▶ Started games at both tackle spots in his first season (2009) and became the first Packers rookie to start consecutive games at left tackle since Chad Clifton in 2000.
- ▶ Began his college career as a defensive lineman, but converted to the offensive line as a sophomore and started 36 straight games (10 at RT, 26 at LT) over his final three years.

### **RT Bryan Bulaga, 7th Year, Iowa, D1-10**

- ▶ Has started 42 of 47 games since the start of the 2014 season.
- ▶ Missed the second part of the 2012 season after suffering a hip injury vs. Arizona on Nov. 4 and missed all of the 2013 season after injuring his knee on Aug. 3.
- ▶ Started 37 games at RT in his first three seasons in the league.
- ▶ Started the final 12 games of 2010 and the entire postseason at right tackle after taking over for veteran Mark Tauscher (shoulder).
- ▶ Named to the *Pro Football Weekly*/PFWA All-Rookie team in 2010.
- ▶ Capped his rookie season by becoming the youngest player at the time, according to STATS LLC, to ever start in the Super Bowl (21 years, 322 days).

### **TE Jared Cook, 8th Year, South Carolina, FA-16**

- ▶ Has recorded 20 receptions for 268 yards over the last six games. His 13.4 yards per catch ranks No. 3 among NFL tight ends since Week 11 (min. 18 rec.).
- ▶ Has registered four receptions over 25 yards since Week 11, the third most among NFL tight ends over that span.
- ▶ Signed with the Packers as a free agent in March 2016 after spending three seasons with the St. Louis Rams (2013-15) and four with the Tennessee Titans (2009-12).
- ▶ Has posted at least 35 receptions in each of the last five seasons (2011-15), one of only five active tight ends in the NFL to do so (Antonio Gates, Jimmy Graham, Rob Gronkowski, Greg Olsen).
- ▶ Holds the single-game franchise record for the most receiving yards by a tight end for both the Titans (169 vs. Jacksonville, Dec. 24, 2011) and the Rams (141 vs. Arizona, Sept. 8, 2013).

### **WR Randall Cobb, 6th Year, Kentucky, D2-11**

- ▶ Ranks No. 3 on the team with 60 receptions this season.
- ▶ Leads the team with a 13.5 punt return average this season.
- ▶ Posted the 12th 100-yard receiving game of his career in Week 4 (108 on nine receptions) and tied his single-game high for receptions (11 for 95 yards and a TD) in Week 7.
- ▶ Led the team in receptions (79), was No. 2 in receiving yards (829) and was No. 3 in touchdown receptions (six) in 2015.
- ▶ Set a new single-season career high with five 100-yard receiving games during the 2014 season (three-2012). Earned first trip to the Pro Bowl.
- ▶ His career-best 91 receptions in 2014 were the seventh most in team history.
- ▶ Finished the regular season tied for fourth in the NFL with 12 touchdown receptions in 2014.
- ▶ Before suffering a knee injury in Week 6 in 2013, led the team in receptions with 29 and was No. 2 in receiving yards with 378.
- ▶ Set a franchise single-season record with a league-high 2,342 combined net yards in 2012, topping the previous team mark of 2,250 yards by RB Ahman Green in 2003.

### **QB Aaron Rodgers, 12th Year, California, D1-05**

- ▶ In 134 regular-season starts (89-45 record), has posted 48 games with 300-plus passing yards, 80 without an interception and 75 with a 100-plus passer rating (min. 15 attempts).
- ▶ Earned his sixth selection to the Pro Bowl in 2016, the second-most selections by a Green Bay quarterback behind Brett Favre's nine (1992-93, 1995-97, 2001-03, 2007).
- ▶ His career passer rating of 104.0 ranks No. 1 in NFL history.
- ▶ Finished the 2014 regular season ranked No. 2 in the NFL in passer rating (112.2), touchdown percentage (7.3), No. 1 in interception percentage (1.0) and No. 3 in touchdown passes (38).
- ▶ Recorded a passer rating of at least 120.0 in seven regular-season games in 2014, setting a single-season career high and tying for the third most in a single season in the NFL, dating back to 1960.
- ▶ Posted 21,332 passing yards from 2008-12, which ranks No. 1 in league history for the most passing yards by a QB in his first five seasons as a starter (previous record was Peyton Manning, 20,618, 1998-2002).
- ▶ In 2011, set an NFL record with a 122.5 passer rating and set franchise marks for TD passes (45), passing yards (4,643), completion percentage (68.3), yards per attempt (9.25) and 300-yard games (eight) on his way to earning NFL Most Valuable Player honors from *The Associated Press*.

### **RB James Starks, 7th Year, Buffalo, D6-10**

- ▶ Has started 13 of 72 career games played during the regular season.
- ▶ Set career highs in starts (four), rushing yards (601), receptions (43), receiving yards (392), receiving TDs (three) and yards from scrimmage (993) last season.
- ▶ In 2015, he put together two of the finest rushing games of his career. In Week 2, he carried the ball 20 times for 95 yards (4.8 avg.), and in Week 6, he racked up 112 yards on just 10 carries (11.2 avg.), becoming the first Packers player to rush for 100-plus yards on 10 or fewer carries since RB Brandon Jackson at Washington on Oct. 10, 2010 (115 yards on 10 carries). He also registered a 65-yard touchdown against San Diego, the longest by a Green Bay player since RB DeShawn Wynn's 73-yard touchdown vs. Detroit on Dec. 28, 2008.

### **FB Aaron Ripkowski, 2nd Year, Oklahoma, D6a-15**

- ▶ Has started seven of 15 games played this season.
- ▶ Scored his first career rushing touchdown in Week 12 and followed it up with one in Week 13.
- ▶ Set career highs with 34 yards on six carries (5.7 avg.) in Week 8.
- ▶ Played in 15 games as a rookie, seeing action primarily on special teams.
- ▶ Tied for No. 4 on the team with nine special teams tackles last season.

## PACKERS STARTERS – DEFENSE

### **DE Kenny Clark, Rookie, UCLA, D1-16**

- ▶ Ranks No. 3 on the Packers' defensive line in tackles (32).
- ▶ Became the youngest player to appear in a season opener for the Packers since Arnie Herber (20 years old) in 1930.
- ▶ Earned third-team All-America honors from *The Associated Press* and first-team All-Pacific-12 recognition from the coaches and media as a junior in 2015.
- ▶ Was a team co-captain in '15 and recorded career highs in tackles (75), tackles for a loss (11) and sacks (six). Also ranked third on the team with five pass breakups.

### **NT Letroy Guion, 9th Year, Florida State, FA-14**

- ▶ Leads the Packers defensive line with 44 tackles this season.
- ▶ Has started 34 of the 43 regular-season games he has played in since the start of the 2014 season.
- ▶ Signed with Green Bay during the 2014 offseason after spending his first six NFL seasons with the Minnesota Vikings.
- ▶ Started all 28 games he appeared in for Minnesota in 2012-13, recording 72 tackles (32 solo) and three sacks over that span.
- ▶ Was the only Viking to block a field goal in both 2011 and 2012.

### **DT Mike Daniels, 5th Year, Iowa, D4a-12**

- ▶ Leads Packers' defensive linemen with 20.0 sacks since the start of the 2013 regular season.
- ▶ Led the defensive line in both tackles and sacks each of that last two seasons.
- ▶ Returned a fumble 43 yards for a TD vs. Detroit in Week 14 of 2012, the longest fumble return for a TD by a rookie in franchise history.
- ▶ Starred as an interior pass rusher at Iowa, posting a team-high 24.5 tackles for a loss and 13 sacks from 2010-11.

### **LOLB Nick Perry, 5th Year, Southern California, D1-12**

- ▶ Leads the team with a career-high 10.0 sacks this season.
- ▶ Registered multiple sacks in each of his first five seasons in the NFL and has posted a two-sack game in each of the last four seasons (2013-16).
- ▶ Has totaled six sacks in five playoff games, including 3.5 in the 2015 postseason which tied Clay Matthews (2010) for the franchise record in a single postseason.
- ▶ His six postseason sacks rank No. 3 in franchise history behind Matthews (10) and Reggie White (eight) and are the most in team history (since 1982) by a player in his first five games with Green Bay.

### **ILB Jake Ryan, 2nd Year, Michigan, D4-15**

- ▶ Tied for No. 2 on the team with 77 tackles on the season.
- ▶ Started the final five games of the regular season and both playoff contests in 2015.
- ▶ Recorded a team-best nine tackles (eight solo) and one fumble recovery in Week 13 last season at Detroit in his first pro start.
- ▶ Served as a team captain for his final two seasons at Michigan and was a three-time winner (2012-14) of the Roger Zatkoff Award, given to the Wolverines top linebacker. He was the only player to win the award (est. 1991) three times.
- ▶ Joined LB John Anderson (first round, 26th overall) as the only Michigan linebackers ever drafted by Green Bay.
- ▶ Started 41 of 46 games played in college, appearing at inside linebacker as a senior after spending his first three seasons at outside linebacker and defensive end.

### **ILB Blake Martinez, Rookie, Stanford, D4a-16**

- ▶ Has started nine of 12 games he has played in this year, missing Weeks 12-14 due to injury.
- ▶ Became the first rookie to start on defense for Green Bay in Week 1 since Nick Perry in 2012.
- ▶ Finished collegiate career with 257 tackles (137 solo), 13.5 tackles for a loss, 6.5 sacks, five interceptions and five forced fumbles in 51 games played.
- ▶ Started all 27 games played in his final two seasons, leading the team in tackles as a junior (102) and senior (141).
- ▶ Led the Pacific-12 and ranked No. 7 nationally with 141 tackles (75 solo) as a senior, averaging a conference-best 10.1 tackles per game.

### **ROLB Clay Matthews, 8th Year, Southern California, D1b-09**

- ▶ For the first time in his career, recorded at least one sack in each of the first three regular-season games he played in.
- ▶ Selected to his sixth Pro Bowl and first as an inside linebacker in 2015 after recording 6.5 sacks (second on the team), 15 QB hits (No. 1 on the team), and a career-high 85 tackles (No. 2 on the team).
- ▶ With 71.5 career sacks, passed Reggie White (68.5) for the second most sacks in Packers history (Kabeer Gbaja-Biamila, 74.5).
- ▶ With a team-high 11.0 sacks in 2014, is tied for the most 10-plus sack seasons in franchise history (four).
- ▶ Is the only player in franchise history to score a defensive TD (interception or fumble return) in each of his first three seasons in the NFL (2009-11).

### **LCB Damarious Randall, 2nd Year, Arizona State, D1-15**

- ▶ Ranks second on the team with three interceptions this season despite missing seven games due to injury.
- ▶ Played in 15 games with nine starts (six at LCB, two at RCB, one in the slot) in 2015 and tied for the team lead and No. 2 among NFL rookies with three interceptions, including one he returned for a TD. Finished with a team-best 16 passes defended.
- ▶ Named the NFL's Defensive Rookie of the Month for November 2015, joining CB Casey Hayward (October 2012) as the only Green Bay defensive backs to win the award.
- ▶ Earned first-team All-Pacific-12 honors at safety as a senior in 2014 after he led the Sun Devils in tackles (106) and passes defended (12) and tied for the team lead with three interceptions.

### **RCB Quinten Rollins, 2nd Year, Miami (Ohio), D2-15**

- ▶ Has started 10 of the 12 games he has appeared in this season. Missed Weeks 6-8 with a groin injury.
- ▶ Played in 14 games with four starts (two at LCB, two at RCB) in 2015.
- ▶ Tied for No. 3 on the team and No. 4 among NFL rookies with two interceptions last season.
- ▶ Returned his first career interception 45 yards for a touchdown, becoming the first Packers rookie to record a pick-six since S Marques Anderson in 2002 (vs. Detroit, Nov. 10).
- ▶ Played one season of college football and was named Mid-American Conference Defensive Player of the Year and first-team All-MAC.

### **SS Morgan Burnett, 7th Year, Georgia Tech, D3-10**

- ▶ Tied for No. 1 among NFL safeties with a career-best three sacks this season. Ranks No. 1 on the team in tackles (89).
- ▶ Missed five games due to injury in 2015, but finished No. 4 on the team with 54 solo tackles.
- ▶ Totaled a team-high 125 tackles in 2014, the second most of his career (137 in 2012). Ranked No. 2 on the team with 106 tackles (77 solo) in 2013, despite missing the first three games due to injury. Recovered three fumbles, including one for a TD, and added nine passes defended.
- ▶ Participated in all 1,088 plays for Green Bay's defense in 2012, one of only four non-OL in the NFL to appear in 100 percent of his team's snaps.
- ▶ Started the first four games of the 2010 season at SS before sustaining a season-ending knee injury vs. Detroit in Week 4.

### **FS Ha Ha Clinton-Dix, 3rd Year, Alabama, D1-14**

- ▶ Named to his first career Pro Bowl this season. His career-best five interceptions are tied for No. 2 in the NFL this season and tied for No. 1 among safeties. According to STATS, it is the most interceptions by a Packers safety in a single season since Charles Woodson (seven) and Charlie Peprah (five) in 2011.
- ▶ In 2016, Clinton-Dix posted a career-high two interceptions in both Week 9 and Week 14, becoming the first Packer to have two two-INT games in a season since Woodson in 2011.
- ▶ Led the team in tackles in 2015 with 117 (97 solo) and was tied for fourth on the team in interceptions (two).
- ▶ According to STATS, his three sacks during the 2015 regular season tied for the fifth most in a single regular season by a Packers safety (since 1982) and the most since Mark Roman recorded 3.5 in 2004.
- ▶ Started every game in 2015 after starting 10 of 16 games as a rookie when he finished second on the team in tackles (95).
- ▶ Was a consensus All-America selection in 2013 as a junior, earning first-team recognition from *The Associated Press*, the Football Writers Association of America and *Sporting News*.





## 2016 REGULAR-SEASON STATISTICS

	Packers	Opponents
<b>TOTAL FIRST DOWNS</b> .....	<b>321</b>	<b>305</b>
Rushing .....	82	75
Passing .....	205	208
Penalty .....	34	22
3rd Down: Made/Att. ....	91/197	77/187
3rd Down Pct. ....	46.2	41.2
4th Down: Made/Att. ....	7/17	12/18
4th Down Pct. ....	41.2	66.7
<b>POSSESSION AVG.</b> .....	<b>31:02</b>	<b>28:58</b>
<b>TOTAL NET YARDS</b> .....	<b>5452</b>	<b>5415</b>
Avg. Per Game .....	363.5	361.0
Total Plays .....	958	923
Avg. Per Play .....	5.7	5.9
<b>NET YARDS RUSHING</b> .....	<b>1548</b>	<b>1439</b>
Avg. Per Game .....	103.2	95.9
Total Rushes .....	343	355
<b>NET YARDS PASSING</b> .....	<b>3904</b>	<b>3976</b>
Avg. Per Game .....	260.3	265.1
Sacked/Yards Lost .....	34/241	38/280
Gross Yards .....	4145	4256
Att./Completions .....	581/376	530/344
Completion Pct. ....	64.7	64.9
<b>HAD INTERCEPTED</b> .....	<b>8</b>	<b>16</b>
<b>PUNTS/AVERAGE</b> .....	<b>51/43.8</b>	<b>55/42.3</b>
Net Punting Avg. ....	39.3	38.0
<b>PENALTIES/YARDS</b> .....	<b>90/752</b>	<b>104/934</b>
<b>FUMBLES/BALL LOST</b> .....	<b>21/9</b>	<b>13/8</b>
<b>TOUCHDOWNS</b> .....	<b>47</b>	<b>42</b>
Rushing .....	11	10
Passing .....	36	30
Returns .....	0	2

### SCORE BY PERIODS

	Q1	Q2	Q3	Q4	OT	PTS
PACKERS	93	135	52	121	0	401
OPPONENTS	82	108	62	112	0	364

### SCORING

	TD	-Ru	-Pa	-Rt	K-PAT	FG	S	PTS
Mason Crosby .....	0	0	0	0	42/44	25/29	0	117
Jordy Nelson .....	14	0	14	0			0	84
Davante Adams .....	10	0	10	0			0	60
Aaron Rodgers .....	4	4	0	0			0	26
Randall Cobb .....	4	0	4	0			0	24
Ty Montgomery .....	3	3	0	0			0	18
Jeff Janis .....	2	1	1	0			0	12
Aaron Ripkowski .....	2	2	0	0			0	12
Richard Rodgers .....	2	0	2	0			0	12
James Starks .....	2	0	2	0			0	12
Geronimo Allison .....	1	0	1	0			0	6
Jared Cook .....	1	0	1	0			0	6
Trevor Davis .....	1	0	1	0			0	6
Christine Michael .....	1	1	0	0			0	6
<b>PACKERS</b> .....	<b>47</b>	<b>11</b>	<b>36</b>	<b>0</b>	<b>42/44</b>	<b>25/29</b>	<b>0</b>	<b>401</b>
<b>OPPONENTS</b> .....	<b>42</b>	<b>10</b>	<b>30</b>	<b>2</b>	<b>34/37</b>	<b>26/27</b>	<b>0</b>	<b>364</b>

2-Pt Conversions: A.Rodgers, Packers 1-3, Opponents 0-5

**SACKS:** Nick Perry 10, Julius Peppers 7.5, Clay Matthews 5, Mike Daniels 4, Morgan Burnett 3, Kyler Fackrell 2, Dean Lowry 2, Jayrone Elliott 1, Micah Hyde 1, Datone Jones 1, Team 1, Clinton-Dix 0.5, PACKERS 38, OPPONENTS 34

### RUSHING

	No	Yds	Avg	Long	TD
Ty Montgomery .....	69	413	6.0	61	3
Eddie Lacy .....	71	360	5.1	31	0
Aaron Rodgers .....	57	327	5.7	23	4
James Starks .....	63	145	2.3	11	0
Christine Michael .....	28	108	3.9	42t	1
Aaron Ripkowski .....	25	89	3.6	13	2
Jeff Janis .....	2	38	19.0	19t	1
Randall Cobb .....	10	33	3.3	14	0
Don Jackson .....	10	32	3.2	7	0
Knile Davis .....	5	5	1.0	4	0
Brett Hundley .....	3	-2	-0.7	0	0
<b>PACKERS</b> .....	<b>343</b>	<b>1548</b>	<b>4.5</b>	<b>61</b>	<b>11</b>
<b>OPPONENTS</b> .....	<b>355</b>	<b>1439</b>	<b>4.1</b>	<b>75t</b>	<b>10</b>

### PASSING

	Att	Cmp	Yds	Cmp%	Yds/Att	TD	TD%	Int	Int%	Long	Sack/Lost	Rating
Aaron Rodgers .....	571	374	4128	65.5	7.23	36	6.3	7	1.2	66t	34/241	102.7
Brett Hundley .....	10	2	17	20.0	1.70	0	0.0	1	10.0	9	0/0	0.0
<b>PACKERS</b> .....	<b>581</b>	<b>376</b>	<b>4145</b>	<b>64.7</b>	<b>7.13</b>	<b>36</b>	<b>6.2</b>	<b>8</b>	<b>1.4</b>	<b>66t</b>	<b>34/241</b>	<b>100.7</b>
<b>OPPONENTS</b> .....	<b>530</b>	<b>344</b>	<b>4256</b>	<b>64.9</b>	<b>8.03</b>	<b>30</b>	<b>5.7</b>	<b>16</b>	<b>3.0</b>	<b>73t</b>	<b>38/280</b>	<b>95.9</b>

### RECEIVING

	No	Yds	Avg	Long	TD
Jordy Nelson .....	91	1191	13.1	60	14
Davante Adams .....	69	966	14.0	66t	10
Randall Cobb .....	60	610	10.2	47	4
Ty Montgomery .....	41	331	8.1	24	0
Richard Rodgers .....	29	257	8.9	22	2
Jared Cook .....	26	321	12.3	47	1
James Starks .....	19	134	7.1	31t	2
Jeff Janis .....	11	93	8.5	25	1
Geronimo Allison .....	8	111	13.9	32	1
Aaron Ripkowski .....	7	31	4.4	9	0
Justin Perillo .....	4	35	8.8	13	0
Eddie Lacy .....	4	28	7.0	17	0
Trevor Davis .....	3	24	8.0	9t	1
Knile Davis .....	2	4	2.0	10	0
Jared Abbrederis .....	1	8	8.0	8	0
<b>PACKERS</b> .....	<b>376</b>	<b>4145</b>	<b>11.0</b>	<b>66t</b>	<b>36</b>
<b>OPPONENTS</b> .....	<b>344</b>	<b>4256</b>	<b>12.4</b>	<b>73t</b>	<b>30</b>

### INTERCEPTIONS

	No	Yds	Avg	Long	TD
Ha Ha Clinton-Dix .....	5	75	15.0	27	0
Damarious Randall .....	3	91	30.3	44	0
Morgan Burnett .....	2	19	9.5	19	0
Micah Hyde .....	2	11	11.0	11	0
Joe Thomas .....	1	9	9.0	9	0
Blake Martinez .....	1	4	4.0	4	0
Nick Perry .....	1	0	0.0	0	0
Quinten Rollins .....	1	0	0.0	0	0
<b>PACKERS</b> .....	<b>16</b>	<b>209</b>	<b>13.1</b>	<b>44</b>	<b>0</b>
<b>OPPONENTS</b> .....	<b>8</b>	<b>85</b>	<b>10.6</b>	<b>33</b>	<b>0</b>

### PUNTING

	No	Yds	Avg	Net	TB	In 20	LG	Blk
Jacob Schum .....	51	2234	43.8	39.3	4	16	65	0
<b>PACKERS</b> .....	<b>51</b>	<b>2234</b>	<b>43.8</b>	<b>39.3</b>	<b>4</b>	<b>16</b>	<b>65</b>	<b>0</b>
<b>OPPONENTS</b> .....	<b>55</b>	<b>2325</b>	<b>42.3</b>	<b>38.0</b>	<b>1</b>	<b>22</b>	<b>67</b>	<b>0</b>

### PUNT RETURNS

	Ret	FC	Yds	Avg	Long	TD
Trevor Davis .....	9	11	115	12.8	55	0
Micah Hyde .....	7	6	44	6.3	19	0
Randall Cobb .....	4	4	54	13.5	23	0
Marwin Evans .....	1	0	0	0.0	0	0
Damarious Randall .....	1	0	2	2.0	2	0
<b>PACKERS</b> .....	<b>22</b>	<b>21</b>	<b>215</b>	<b>9.8</b>	<b>55</b>	<b>0</b>
<b>OPPONENTS</b> .....	<b>16</b>	<b>16</b>	<b>151</b>	<b>9.4</b>	<b>20</b>	<b>0</b>

### KICKOFF RETURNS

	No	Yds	Avg	Long	TD
Ty Montgomery .....	18	366	20.3	40	0
Jeff Janis .....	6	119	19.8	28	0
Trevor Davis .....	3	64	21.3	26	0
Christine Michael .....	3	64	21.3	30	0
Knile Davis .....	1	18	18.0	18	0
Richard Rodgers .....	1	0	0.0	0	0
<b>PACKERS</b> .....	<b>32</b>	<b>631</b>	<b>19.7</b>	<b>40</b>	<b>0</b>
<b>OPPONENTS</b> .....	<b>38</b>	<b>1008</b>	<b>26.5</b>	<b>99t</b>	<b>1</b>

### FIELD GOALS

	1-19	20-29	30-39	40-49	50+
Mason Crosby .....	1/1	6/6	13/15	5/6	0/1
<b>PACKERS</b> .....	<b>1/1</b>	<b>6/6</b>	<b>13/15</b>	<b>5/6</b>	<b>0/1</b>
<b>OPPONENTS</b> .....	<b>0/0</b>	<b>9/9</b>	<b>6/6</b>	<b>7/8</b>	<b>4/4</b>

Crosby: (25G, 20G) () (36G, 46G) (44G, 33G, 25G) (37G, 43G, 34G) (32G, 40G, 31B) (29G) (34G, 48N, 27G) (29G, 38G) (36G, 36N) (33G, 32G) () (51N, 38G) (34G, 18G, 32G) (29G, 38G)  
Opponents: (26G, 39G, 50G) (46G) (42G, 43N, 50G) (47G, 41G, 30G) (44G, 22G, 32G) (39G) (36G, 40G) (28G) (51G, 23G) (37G) (48G, 50G) () (28G) (26G, 22G) (22G, 26G)



## 2016 REGULAR-SEASON DEFENSIVE STATISTICS

Official totals – based on coaches' film review, through Week 16 vs. Minnesota

Player	Total Tackles	Solo	Asst	Sacks/ Yards	Int/ Yards	Fum Rec	For Fum	Pass Def
Morgan Burnett.....	89	76	13	3.0/26.0	2/19	1	0	12
Ha Ha Clinton-Dix.....	77	66	11	0.5/3.0	5/75	0	1	9
Jake Ryan.....	77	54	23	0.0/0.0	0/0	0	0	3
Joe Thomas.....	74	60	14	0.0/0.0	1/9	1	0	7
Blake Martinez.....	59	43	16	0.0/0.0	1/4	0	0	5
Nick Perry.....	59	42	17	10.0/66.5	1/0	0	0	4
Micah Hyde.....	56	44	12	1.0/6.0	2/11	0	0	9
LaDarius Gunter.....	55	46	9	0.0/0.0	0/0	0	2	13
Letroy Guion.....	47	23	24	0.0/0.0	0/0	0	0	1
Mike Daniels.....	41	26	15	4.0/41.0	0/0	1	0	1
Quinten Rollins.....	40	34	6	0.0/0.0	1/0	0	0	11
Kenny Clark.....	32	13	19	0.0/0.0	0/0	2	0	1
Damarious Randall.....	31	26	5	0.0/0.0	3/91	0	0	9
Julius Peppers.....	30	22	8	7.5/47.5	0/0	1	2	3
Datone Jones.....	26	17	9	1.0/3.0	0/0	0	0	2
Clay Matthews.....	24	19	5	5.0/35.0	0/0	0	1	2
Demetri Goodson.....	14	11	3	0.0/0.0	0/0	0	0	2
Jayrone Elliott.....	13	10	3	1.0/8.0	0/0	0	0	0
Dean Lowry.....	12	6	6	2.0/19.0	0/0	0	0	1
Kentrell Brice.....	10	10	0	0.0/0.0	0/0	1	0	1
Kyler Fackrell.....	9	9	0	2.0/15.0	0/0	0	1	1
Mike Pennel.....	8	2	6	0.0/0.0	0/0	0	0	1
Christian Ringo.....	7	3	4	0.0/0.0	0/0	0	1	0
Sam Shields.....	5	4	1	0.0/0.0	0/0	0	0	0
Carl Bradford.....	2	1	1	0.0/0.0	0/0	0	0	0
Josh Hawkins.....	0	0	0	0.0/0.0	0/0	0	0	1
TEAM.....	0	0	0	1.0/10.0	0/0	0	0	0
<b>Totals.....</b>	<b>897</b>	<b>667</b>	<b>230</b>	<b>38.0/280.0</b>	<b>16/209</b>	<b>7</b>	<b>8</b>	<b>99</b>

### SPECIAL TEAMS

Player	TT	FR	FF
Jayrone Elliott.....	13	0	0
Kyler Fackrell.....	9	0	0
Kentrell Brice.....	8	0	0
Marwin Evans.....	7	0	0
Micah Hyde.....	6	0	0
Blake Martinez.....	5	0	0
Josh Hawkins.....	4	0	0
Jeff Janis.....	4	0	0
Morgan Burnett.....	3	0	0
Aaron Ripkowski.....	3	0	0
Chris Banjo.....	2	0	0
Ha Ha Clinton-Dix.....	2	0	0
Joe Kerridge.....	2	0	0
Damarious Randall.....	2	0	0
Joe Thomas.....	2	0	0
Carl Bradford.....	1	0	0
Mason Crosby.....	1	0	0
Ty Montgomery.....	1	0	0
Jake Ryan.....	1	0	0
Jordan Tripp.....	1	0	0
<b>Totals.....</b>	<b>77</b>	<b>0</b>	<b>0</b>

### MISCELLANEOUS

Player	Tackles
Davante Adams.....	2
Bryan Bulaga.....	2
Richard Rodgers.....	2
JC Tretter.....	2
Randall Cobb.....	1
Jared Cook.....	1
Ty Montgomery.....	1
Kyle Murphy.....	1
Justin Perillo.....	1
Jason Spriggs.....	1
Lane Taylor.....	1
<b>Totals.....</b>	<b>15</b>

Player	FF
Randall Cobb.....	1
<b>Totals.....</b>	<b>1</b>

Player	FR
Randall Cobb.....	1
Jared Cook.....	1
Brett Hundley.....	1
Aaron Rodgers.....	1
James Starks.....	1
Jason Spriggs.....	1
JC Tretter.....	1
<b>Totals.....</b>	<b>7</b>





# THE DOPE SHEET

OFFICIAL PROGRAM AND PUBLICATION, AOME-PAGERS FOOTBALL TEAM



No	ALPHABETICAL ROSTER	Pos	Ht	Wt	Birthdate	NFL Exp	College	High School Hometown
17	Adams, Davante	WR	6-1	215	12/24/92	3	Fresno State	Palo Alto, Calif.
81	Allison, Geronimo	WR	6-3	202	1/18/94	R	Illinois	Riverview, Fla.
69	Bakhtiari, David	T	6-4	310	9/30/91	4	Colorado	San Mateo, Calif.
67	Barclay, Don	T/G	6-4	305	4/18/89	5	West Virginia	Harmony, Pa.
29	Brice, Kentrell	S	5-11	200	8/11/94	R	Louisiana Tech	Ruston, La.
75	Bulaga, Bryan	T	6-5	314	3/21/89	7	Iowa	Woodstock, Ill.
42	Burnett, Morgan	S	6-1	209	1/13/89	7	Georgia Tech	College Park, Ga.
6	Callahan, Joe	QB	6-1	216	6/4/93	R	Wesley	Absecon, N.J.
97	Clark, Kenny	DT	6-3	314	10/4/95	R	UCLA	Rialto, Calif.
21	Clinton-Dix, Ha Ha	S	6-1	208	12/21/92	3	Alabama	Orlando, Fla.
18	Cobb, Randall	WR	5-10	192	8/22/90	6	Kentucky	Alcoa, Tenn.
89	Cook, Jared	TE	6-5	254	4/7/87	8	South Carolina	Birmingham, Ala.
2	Crosby, Mason	K	6-1	207	9/3/84	10	Colorado	Georgetown, Texas
76	Daniels, Mike	DT	6-0	310	5/5/89	5	Iowa	Blackwood, N.J.
11	Davis, Trevor	WR	6-1	188	7/4/93	R	California	Martinez, Calif.
20	Dorleant, Makinton	CB	5-11	182	10/6/92	R	Northern Iowa	Naples, Fla.
91	Elliott, Jayrone	LB	6-3	255	11/11/91	3	Toledo	Cleveland, Ohio
25	Evans, Marwin	S	5-11	211	4/10/93	R	Utah State	Oak Creek, Wis.
51	Fackrell, Kyler	LB	6-5	245	11/25/91	R	Utah State	Mesa, Ariz.
61	Goode, Brett	LS	6-1	255	11/2/84	9	Arkansas	Fort Smith, Ark.
98	Guion, Letroy	DT	6-4	322	6/21/87	9	Florida State	Starke, Fla.
36	Gunter, LaDarius	CB	6-2	201	5/13/92	2	Miami	Montgomery, Ala.
28	Hawkins, Josh	CB	5-10	189	1/23/93	R	East Carolina	Kernersville, N.C.
7	Hundley, Brett	QB	6-3	226	6/15/93	2	UCLA	Chandler, Ariz.
33	Hyde, Micah	DB	6-0	197	12/31/90	4	Iowa	Fostoria, Ohio
83	Janis, Jeff	WR	6-3	219	6/24/91	3	Saginaw Valley State	Tawas City, Mich.
95	Jones, Datone	DE/LB	6-4	285	7/24/90	4	UCLA	Compton, Calif.
40	Kerridge, Joe	FB	6-0	245	9/17/92	R	Michigan	Traverse City, Mich.
70	Lang, T.J.	G	6-4	318	9/20/87	8	Eastern Michigan	Birmingham, Mich.
63	Linsley, Corey	C	6-3	301	7/27/91	3	Ohio State	Boardman, Ohio
94	Lowry, Dean	DE	6-6	296	6/9/94	R	Northwestern	Rockford, Ill.
50	Martinez, Blake	LB	6-2	237	1/9/94	R	Stanford	Oro Valley, Ariz.
52	Matthews, Clay	LB	6-3	255	5/14/86	8	Southern California	Agoura Hills, Calif.
32	Michael, Christine	RB	5-10	220	11/9/90	4	Texas A&M	Beaumont, Texas
88	Montgomery, Ty	RB	6-0	216	1/22/93	2	Stanford	Dallas, Texas
68	Murphy, Kyle	T	6-6	305	12/11/93	R	Stanford	San Clemente, Calif.
87	Nelson, Jordy	WR	6-3	217	5/31/85	9	Kansas State	Manhattan, Kan.
56	Peppers, Julius	LB	6-7	287	1/18/80	15	North Carolina	Bailey, N.C.
53	Perry, Nick	LB	6-3	265	4/12/90	5	Southern California	Detroit, Mich.
23	Randall, Damarious	CB	5-11	196	8/29/92	2	Arizona State	Pensacola, Fla.
99	Ringo, Christian	DT	6-1	298	3/10/92	1	Louisiana-Lafayette	Jackson, Miss.
22	Ripkowski, Aaron	FB	6-1	246	12/20/92	2	Oklahoma	Dayton, Texas
12	Rodgers, Aaron	QB	6-2	225	12/2/83	12	California	Chico, Calif.
82	Rodgers, Richard	TE	6-4	257	1/22/92	3	California	Shrewsbury, Mass.
24	Rollins, Quinten	CB	5-11	195	7/15/92	2	Miami (Ohio)	Wilmington, Ohio
47	Ryan, Jake	LB	6-2	240	2/27/92	2	Michigan	Cleveland, Ohio
10	Schum, Jacob	P	5-10	211	1/21/89	2	Buffalo	Hamburg, N.Y.
78	Spriggs, Jason	T	6-6	301	5/17/94	R	Indiana	Elkhart, Ind.
44	Starks, James	RB	6-2	218	2/25/86	7	Buffalo	Niagara Falls, N.Y.
65	Taylor, Lane	G	6-3	324	11/22/89	4	Oklahoma State	Arlington, Texas
48	Thomas, Joe	LB	6-1	227	5/6/91	2	South Carolina State	Blackville, S.C.
73	Tretter, JC	C/G	6-4	307	2/12/91	4	Cornell	Akron, N.Y.
58	Tripp, Jordan	LB	6-3	234	4/3/91	3	Montana	Missoula, Mont.

## INJURED RESERVE

38	Crockett, John	RB	6-0	217	2/16/92	1	North Dakota State	Minneapolis, Minn.
39	Goodson, Demetri	CB	5-11	197	6/11/89	3	Baylor	Spring, Texas
34	Jackson, Don	RB	5-10	208	9/7/93	R	Nevada	Elk Grove, Calif.
27	Lacy, Eddie	RB	5-11	234	6/2/90	4	Alabama	Geismar, La.
37	Shields, Sam	CB	5-11	184	12/8/87	7	Miami	Sarasota, Fla.

## PRACTICE SQUAD

57	Flores, Jacob	C	6-3	300	11/25/93	R	Dartmouth	Arlington, Texas
93	Gilbert, Reggie	LB	6-3	261	4/1/93	R	Arizona	Laveen, Ariz.
19	Goodley, Antwan	WR	5-10	212	9/6/91	1	Baylor	Midland, Texas
49	Mathews, Derrick	LB	6-0	232	9/25/92	1	Houston	Houston, Texas
13	McCaffrey, Max	WR	6-2	200	5/17/94	R	Duke	Castle Rock, Colo.
62	Patrick, Lucas	G	6-3	313	7/30/93	R	Duke	Brentwood, Tenn.
96	Price, Brian	DT	6-3	318	6/24/94	R	Texas San Antonio	Lafayette, Ind.
85	Sandland, Beau	TE	6-5	252	2/23/93	R	Montana State	Simi Valley, Calif.
26	Waters, Herb	CB	6-0	188	11/10/92	R	Miami	Homestead, Fla.
35	Whitehead, Jermaine	S	5-11	195	3/12/93	1	Auburn	Greenwood, Miss.

## PRACTICE SQUAD; INJURED

86	Cajuste, Devon	TE	6-4	235	1/31/93	R	Stanford	Flushing, N.Y.
----	----------------	----	-----	-----	---------	---	----------	----------------

## RESERVE/SUSPENDED BY COMMISSIONER

64	Pennel, Mike	DT	6-4	332	5/9/91	3	Colorado State-Pueblo	Aurora, Colo.
----	--------------	----	-----	-----	--------	---	-----------------------	---------------

No	NUMERICAL ROSTER	Pos	Ht	Wt	Age	NFL Exp	College	How Acquired	Reg. season GP/GS/DNP/IA
2	Mason Crosby	K	6-1	207	32	10	Colorado	D6c-07	15/0/0/0
6	Joe Callahan	QB	6-1	216	23	R	Wesley	FA-16	0/0/1/11
7	Brett Hundley	QB	6-3	226	23	2	UCLA	D5-15	4/0/11/0
10	Jacob Schum	P	5-10	211	27	2	Buffalo	W-16 (T.B.)	15/0/0/0
11	Trevor Davis	WR	6-1	188	23	R	California	D5-16	10/0/1/4
12	Aaron Rodgers	QB	6-2	225	33	12	California	D1-05	15/15/0/0
17	Davante Adams	WR	6-1	215	24	3	Fresno State	D2-14	15/14/0/0
18	Randall Cobb	WR	5-10	192	26	6	Kentucky	D2-11	13/10/0/2
20	Makinton Dorleant	CB	5-11	182	24	R	Northern Iowa	FA-16	3/0/0/1
21	Ha Ha Clinton-Dix	S	6-1	208	24	3	Alabama	D1-14	15/15/0/0
22	Aaron Ripkowski	FB	6-1	246	24	2	Oklahoma	D6a-15	15/7/0/0
23	Damarious Randall	CB	5-11	196	24	2	Arizona State	D1-15	9/8/0/6
24	Quinten Rollins	CB	5-11	195	24	2	Miami (Ohio)	D2-15	12/10/0/3
25	Marwin Evans	S	5-11	211	23	R	Utah State	FA-16	15/0/0/0
28	Josh Hawkins	CB	5-10	189	23	R	East Carolina	FA-16	11/0/0/4
29	Kentrell Brice	S	5-11	200	22	R	Louisiana Tech	FA-16	15/0/0/0
32	Christine Michael	RB	5-10	220	26	4	Texas A&M	W-16 (Sea.)	14/7/0/1
33	Micah Hyde	DB	6-0	197	26	4	Iowa	D5a-13	15/10/0/0
36	LaDarius Gunter	CB	6-2	201	24	2	Miami	FA-15	15/14/0/0
40	Joe Kerridge	FB	6-0	245	24	R	Michigan	FA-16	7/0/0/0
42	Morgan Burnett	S	6-1	209	27	7	Georgia Tech	D3-10	14/14/0/1
44	James Starks	RB	6-2	218	30	7	Buffalo	D6-10	9/4/0/6
47	Jake Ryan	LB	6-2	240	24	2	Michigan	D4-15	13/10/0/2
48	Joe Thomas	LB	6-1	227	25	2	South Carolina State	FA-15 (PS-Dal.)	15/6/0/0
50	Blake Martinez	LB	6-2	237	22	R	Stanford	D4a-16	12/9/0/3
51	Kyler Fackrell	LB	6-5	245	25	R	Utah State	D3-16	12/0/0/3
52	Clay Matthews	LB	6-3	255	30	8	Southern California	D1b-09	11/8/0/4
53	Nick Perry	LB	6-3	265	26	5	Southern California	D1-12	13/12/0/2
56	Julius Peppers	LB	6-7	287	36	15	North Carolina	FA-14	15/10/0/0
58	Jordan Tripp	LB	6-3	234	25	3	Montana	FA-16	8/1/0/1
61	Brett Goode	LS	6-1	255	32	9	Arkansas	FA-08	15/0/0/0
63	Corey Linsley	C	6-3	301	25	3	Ohio State	D5a-14	8/8/0/0
65	Lane Taylor	G	6-3	324	27	4	Oklahoma State	FA-13	15/15/0/0
67	Don Barclay	T/G	6-4	305	27	5	West Virginia	FA-12	15/1/0/0
68	Kyle Murphy	T	6-6	305	23	R	Stanford	D6-16	3/0/1/11
69	David Bakhtiari	T	6-4	310	25	4	Colorado	D4a-13	15/15/0/0
70	T.J. Lang	G	6-4	318	29	8	Eastern Michigan	D4-09	12/12/0/3
73	JC Tretter	C/G	6-4	307	25	4	Cornell	D4b-13	7/7/0/8
75	Bryan Bulaga	T	6-5	314	27	7	Iowa	D1-10	15/15/0/0
76	Mike Daniels	DT	6-0	310	27	5	Iowa	D4a-12	15/15/0/0
78	Jason Spriggs	T	6-6	301	22	R	Indiana	D2-16	15/2/0/0
81	Geronimo Allison	WR	6-3	202	22	R	Illinois	FA-16	9/1/0/0
82	Richard Rodgers	TE	6-4	257	24	3	California	D3b-14	15/6/0/0
83	Jeff Janis	WR	6-3	219	25	3	Saginaw Valley State	D7-14	15/1/0/0
87	Jordy Nelson	WR	6-3	217	31	9	Kansas State	D2a-08	15/15/0/0
88	Ty Montgomery	RB	6-0	216	22	2	Stanford	D3-15	14/5/0/1
89	Jared Cook	TE	6-5	254	29	8	South Carolina	FA-16	9/5/0/6
91	Jayrone Elliott	LB	6-3	255	25	3	Toledo	FA-14	11/0/0/4
94	Dean Lowry	DE	6-6	296	22	R	Northwestern	D4b-16	14/0/1/0
95	Datone Jones	DE/LB	6-4	285	26	4	UCLA	D1-13	14/4/0/1
97	Kenny Clark	DT	6-3	314	21	R	UCLA	D1-16	15/2/0/0
98	Letroy Guion	DT	6-4	322	29	9	Florida State	FA-14	14/14/0/1
99	Christian Ringo	DT	6-1	298	24	1	Louisiana-Lafayette	D6b-15	8/0/0/7

## INJURED RESERVE

27	Eddie Lacy	RB	5-11	234	26	4	Alabama	D2-13	5/5/0/0
34	Don Jackson	RB	5-10	208	23	R	Nevada	FA-16	3/1/0/1
37	Sam Shields	CB	5-11	184	29	7	Miami	FA-10	1/1/0/4
38	John Crockett	RB	6-0	217	24	1	North Dakota State	FA-15	0/0/0/0
39	Demetri Goodson	CB	5-11	197	27	3	Baylor	D6-14	6/3/0/1

## PRACTICE SQUAD

13	Max McCaffrey	WR	6-2	200	22	R	Duke	FA-16	0/0/0/0
19	Antwan Goodley	WR	5-10	212	25	1	Baylor	FA-16	0/0/0/0
26	Herb Waters	CB	6-0	188	24	R	Miami	FA-16	0/0/0/0
35	Jermaine Whitehead	S	5-11	195	23	1	Auburn	FA-16	2/0/0/0
49	Derrick Matthews	LB	6-0	232	24	1	Houston	FA-16	0/0/0/0
57	Jacob Flores	C	6-3	300	23	R	Dartmouth	FA-16	0/0/0/0
62	Lucas Patrick	G	6-3	313	23	R	Duke	FA-16	0/0/0/0
85	Beau Sandland	TE	6-5	252	23	R	Montana State	FA-16	0/0/0/0
93	Reggie Gilbert	LB	6-3	261	23	R	Arizona	FA-16	0/0/0/0
96	Brian Price	DT	6-3	318	22	R	Texas San Antonio	FA-16	1/0/0/1

## PRACTICE SQUAD; INJURED

86	Devon Cajuste	TE	6-4	235	23	R	Stanford	FA-16	0/0/0/0
----	---------------	----	-----	-----	----	---	----------	-------	---------

## RESERVE/SUSPENDED BY COMMISSIONER

64	Mike Pennel	DT	6-4	332	25	3	Colorado State-Pueblo	FA-14	8/0/0/0
----	-------------	----	-----	-----	----	---	-----------------------	-------	---------

Unofficial, Dec. 27, 2016

## OFFENSE

<b>WR:</b>	87	Jordy Nelson	17	Davante Adams	81	<u>Geronimo Allison</u>
<b>LT:</b>	69	David Bakhtiari	78	<u>Jason Spriggs</u>		
<b>LG:</b>	65	Lane Taylor	67	Don Barclay		
<b>C:</b>	73	JC Tretter	63	Corey Linsley		
<b>RG:</b>	70	T.J. Lang	67	Don Barclay		
<b>RT:</b>	75	Bryan Bulaga	68	<u>Kyle Murphy</u>		
<b>TE:</b>	89	Jared Cook	82	Richard Rodgers		
<b>WR:</b>	18	Randall Cobb	83	Jeff Janis	11	<u>Trevor Davis</u>
<b>QB:</b>	12	Aaron Rodgers	7	Brett Hundley	6	<u>Joe Callahan</u>
<b>RB:</b>	44	James Starks	88	Ty Montgomery	32	Christine Michael
<b>FB:</b>	22	Aaron Ripkowski	40	<u>Joe Kerridge</u>		

## DEFENSE

<b>DE:</b>	97	<u>Kenny Clark</u>	94	<u>Dean Lowry</u>		
<b>NT:</b>	98	Letroy Guion	99	Christian Ringo		
<b>DT:</b>	76	Mike Daniels	97	<u>Kenny Clark</u>		
<b>LOLB:</b>	53	Nick Perry	56	Julius Peppers	91	Jayrone Elliott
<b>ILB:</b>	47	Jake Ryan	48	Joe Thomas		
<b>ILB:</b>	50	<u>Blake Martinez</u>	58	Jordan Tripp		
<b>ROLB:</b>	52	Clay Matthews	95	Datone Jones	51	<u>Kyler Fackrell</u>
<b>LCB:</b>	23	Damarious Randall	28	<u>Josh Hawkins</u>	20	<u>Makinton Dorleant</u>
<b>RCB:</b>	24	Quinten Rollins	36	LaDarius Gunter		
<b>SS:</b>	42	Morgan Burnett	33	Micah Hyde	25	<u>Marwin Evans</u>
<b>FS:</b>	21	Ha Ha Clinton-Dix	29	<u>Kentrell Brice</u>		

## SPECIAL TEAMS

<b>K:</b>	2	Mason Crosby	10	Jacob Schum		
<b>P:</b>	10	Jacob Schum	2	Mason Crosby		
<b>H:</b>	10	Jacob Schum	18	Randall Cobb		
<b>PR:</b>	18	Randall Cobb	33	Micah Hyde	11	<u>Trevor Davis</u>
<b>KR:</b>	88	Ty Montgomery	83	Jeff Janis		
<b>LS:</b>	61	Brett Goode	67	Don Barclay		

## Rookies are underlined ##

## COACH LOCATIONS

► **Coaches' Box:** Jeff Blasko (coaching administrator), Dom Capers (defensive coordinator), Tom Clements (associate head coach/offense), Ejiro Evero (defensive quality control), Scott McCurley (assistant linebackers), Joe Whitt Jr. (secondary - cornerbacks).

► **Sideline:** Brian Angelichio (tight ends), Edgar Bennett (offensive coordinator), James Campen (offensive line), Luke Getsy (wide receivers), Jerry Montgomery (defensive front assistant), Winston Moss (associate head coach/linebackers), Darren Perry (secondary - safeties), David Raih (assistant offensive line), Jason Simmons (assistant special teams), Ben Sirmans (running backs), Mike Trgovac (defensive line), Alex Van Pelt (quarterbacks), Ron Zook (special teams coordinator).





## ROSTER BY POSITION

### **QUARTERBACK (3)**

Joe Callahan  
Brett Hundley  
Aaron Rodgers

### **FULLBACK (2)**

Aaron Ripkowski  
Joe Kerridge

### **RUNNING BACK (3)**

Christine Michael  
Ty Montgomery  
James Starks

### **WIDE RECEIVER (6)**

Geronimo Allison  
Davante Adams  
Randall Cobb  
Trevor Davis  
Jeff Janis  
Jordy Nelson

### **TIGHT END (2)**

Jared Cook  
Richard Rodgers

### **OFFENSIVE LINE (9)**

David Bakhtiari  
Don Barclay  
Bryan Bulaga  
T.J. Lang  
Corey Linsley  
Kyle Murphy  
Jason Spriggs  
Lane Taylor  
JC Tretter

### **DEFENSIVE LINE (6)**

Kenny Clark  
Mike Daniels  
Letroy Guion  
Datone Jones (also LB)  
Dean Lowry  
Christian Ringo

### **LINEBACKER (9)**

Jayrone Elliott  
Kyler Fackrell  
Blake Martinez  
Clay Matthews  
Julius Peppers  
Nick Perry  
Jake Ryan  
Joe Thomas  
Jordan Tripp

### **CORNERBACK (5)**

Makinton Dorleant  
LaDarius Gunter  
Josh Hawkins  
Damarious Randall  
Quinten Rollins

### **SAFETY (5)**

Kentrell Brice  
Morgan Burnett  
Ha Ha Clinton-Dix  
Marwin Evans  
Micah Hyde (also CB)

### **SPECIALIST (3)**

Mason Crosby  
Brett Goode  
Jacob Schum

*Rookies are underlined*

## PRONUNCIATION GUIDE

### **PLAYERS**

David Bakhtiari . . . . .bock-tee-R-ee  
Don Barclay . . . . .BAR-clay  
Kentrell Brice . . . . .ken-TRELL  
Bryan Bulaga . . . . .buh-LAH-guh  
Devon Cajuste . . . . .DEV-un kuh-JOOST  
Makinton Dorleant . . . . .MACK-in-ton DOOR-lee-aunt  
Jayrone Elliott . . . . .jay-RONE  
Kyler Fackrell . . . . .FACK-rull  
Brett Goode . . . . .GEWD  
Letroy Guion . . . . .GUY-on  
LaDarius Gunter . . . . .luh-DAIR-ee-us  
Datone Jones . . . . .DAY-tone  
Joe Kerridge . . . . .KAIR-idge

Christine Michael . . . . .KRIS-tin  
Mike Pennel . . . . .puh-NELL  
Damarious Randall . . . . .duh-MAIR-ee-us  
Jacob Schum . . . . .SHUMM

### **COACHES**

Brian Angelichio . . . . .an-juh-LEEK-o  
James Campen . . . . .KAMP-en  
Tom Clements . . . . .KLEMM-ints  
Ejiro Evero . . . . .e-JEE-row EV-uh-row  
Mark Lovat . . . . .luh-VOTT  
David Raih . . . . .RYE  
Mike Trgovac . . . . .TER-guh-vac



## HOW THE PACKERS WERE BUILT

Year	Record	Draft (34)	Waivers (2)	Free Agents (17)
2005	4-12	QB Aaron Rodgers D1		
2007	13-3	K Mason Crosby D6c		
2008	6-10	WR Jordy Nelson D2a		LS Brett Goode
2009	11-5	LB Clay Matthews D1b G T.J. Lang D4		
2010	10-6	T Bryan Bulaga D1 S Morgan Burnett D3 RB James Starks D6		
2011	15-1	WR Randall Cobb D2		
2012	11-5	LB Nick Perry D1 DT Mike Daniels D4a		T/G Don Barclay
2013	8-7-1	DE/LB Datone Jones D1 T David Bakhtiari D4a C/G JC Tretter D4b DB Micah Hyde D5a		G Lane Taylor
2014	12-4	S Ha Ha Clinton-Dix D1 WR Davante Adams D2 TE Richard Rodgers D3b C Corey Linsley D5-a WR Jeff Janis D7		LB Jayrone Elliott DT Letroy Guion LB Julius Peppers
2015	10-6	CB Damarious Randall D1 CB Quinten Rollins D2 WR Ty Montgomery D3 LB Jake Ryan D4 QB Brett Hundley D5 FB Aaron Ripkowski D6a DT Christian Ringo D6b		CB LaDarius Gunter LB Joe Thomas (PS-Dal.)
2016	9-6	DT Kenny Clark D1 T Jason Spriggs D2 LB Kyler Fackrell D3 LB Blake Martinez D4a DE Dean Lowry D4b WR Trevor Davis D5 T Kyle Murphy D6	P Jacob Schum (TB) RB Christine Michael (SEA)	WR Geronimo Allison S Kentrell Brice QB Joe Callahan TE Jared Cook CB Makinton Dorleant S Marwin Evans CB Josh Hawkins FB Joe Kerridge LB Jordan Tripp

# TEAM STATISTICS/STARTERS

## OFFENSE

Date/Opp		1	2	3	4	OT	First Downs			Third Downs	Fourth Downs	Total Offense			Net Rushing			Net Passing			QB			Punts		Pen	Fumbles		No-Lost	Conv	Poss
							Tot	Ru	Pa	Pe			Pl	Yds	Avg	Att	Yds	TD	Att-Com-Int	Yds	TD	Sacked	No/Avg	NetAvg	No/Yds	No-Lost					
9/11	at Jax	7	14	3	3	0	18	6	10	2	7-14	1-1	60	294	4.9	25	95	1	34-20-0	199	2	1	4/46.0	42.5	5/24	1-0	0-0	10			
9/18	at Min	7	0	0	7	0	20	5	10	5	6-13	0-1	64	263	4.1	23	83	1	36-20-1	180	1	5	5/38.6	38.6	6/72	4-2	0-0	12			
9/25	Det	14	17	3	0	0	17	6	9	2	5-10	0-0	50	324	6.5	24	123	0	24-15-0	201	4	2	2/41.5	33.5	4/45	0-0	0-0	10			
10/9	NYG	7	10	0	6	0	23	9	13	1	9-19	0-0	77	406	5.3	32	147	0	45-23-2	259	2	0	4/36.5	35.0	6/57	1-0	0-0	12			
10/16	Dal	3	3	0	10	0	24	4	17	3	7-13	0-1	67	372	5.6	24	78	0	42-31-1	294	1	1	1/47.0	47.0	5/23	5-3	0-0	11			
10/20	Chi	3	3	7	13	0	32	5	21	6	9-16	1-2	81	406	5.0	23	103	0	56-39-0	303	3	2	1/46.0	46.0	9/56	2-1	0-0	10			
10/30	at Atl	7	17	0	8	0	24	5	16	3	6-10	0-1	60	331	5.5	19	108	0	38-28-0	223	4	3	3/54.3	38.3	6/68	1-0	1-1	9			
11/6	Ind	10	2	3	13	0	25	7	16	2	4-12	0-0	65	405	6.2	19	116	0	43-26-1	289	3	3	4/48.3	47.5	4/25	0-0	0-1	12			
11/13	at Ten	0	16	9	0	0	21	4	17	0	4-15	2-4	73	402	5.5	13	69	1	55-32-2	333	2	5	4/50.5	39.8	12/107	1-1	0-1	13			
11/20	at Was	0	10	0	14	0	19	2	15	2	7-15	1-2	65	424	6.5	19	84	0	44-27-1	340	3	2	3/46.0	43.3	6/59	3-1	0-0	11			
11/28	at Phi	7	7	3	10	0	25	7	15	3	10-14	1-1	67	387	5.8	28	74	1	39-30-0	313	2	0	1/43.0	43.0	7/51	1-0	0-0	8			
12/4	Hou	0	7	0	14	0	16	7	9	0	4-12	1-2	57	309	5.4	26	109	1	30-20-0	200	2	1	5/43.0	35.8	4/30	1-1	0-0	10			
12/11	Sea	7	14	7	10	0	18	5	10	3	4-11	0-1	56	330	5.9	30	93	2	25-18-0	237	3	1	4/38.5	38.5	5/50	0-0	0-0	14			
12/18	at Chi	7	3	17	3	0	20	9	9	2	3-10	0-1	58	451	7.8	23	226	3	31-19-0	225	0	4	4/42.0	37.8	8/64	0-0	0-0	11			
12/24	Min	14	14	0	10	0	19	1	18	0	6-13	0-0	58	348	6.0	15	40	1	39-28-0	308	4	4	6/43.2	36.5	3/21	1-0	0-0	12			
1/1	at Det																														
SEASON		93	135	52	121	0	321	82	205	34	91-197	7-17	958	5452	5.7	343	1548	11	581-376-8	3904	36	34	51/43.8	39.3	90/752	21-9	1-3	165			

## DEFENSE

Date/Opp		1	2	3	4	OT	Tot	Ru	Pa	Pe	Downs	Downs	Pl	Yds	Avg	Att	Yds	TD	Att-Comp-Int	Yds	TD	Sacked	No/Avg	NetAvg	No/Yds	No-Lost	Conv	Pos
9/11	at Jax	7	10	3	3	0	20	4	14	2	4-15	3-4	68	348	5.1	26	48	1	39-24-1	300	1	3	2/62.5	62.5	9/79	1-0	0-0	10
9/18	at Min	0	10	7	0	0	15	2	11	2	4-14	1-2	57	284	5.0	22	30	0	31-22-0	254	2	4	7/39.0	38.7	13/137	2-1	0-0	11
9/25	Det	3	7	7	10	0	22	4	17	1	8-14	1-1	67	418	6.2	23	50	0	41-28-1	368	3	3	2/47.5	47.0	4/86	0-0	0-0	9
10/9	NYG	0	6	3	7	0	14	2	12	0	4-13	0-0	54	219	4.1	15	43	0	35-18-0	178	1	4	6/39.2	38.7	6/51	1-1	0-0	11
10/16	Dal	7	10	3	10	0	24	7	14	3	3-11	1-1	62	424	6.8	33	191	0	27-18-1	233	3	2	2/41.5	29.0	7/60	2-1	0-0	11
10/20	Chi	0	3	7	0	0	13	3	9	1	2-8	0-0	45	189	4.2	18	69	0	26-10-2	120	0	1	5/45.0	43.8	10/108	0-0	0-0	9
10/30	at Atl	10	9	7	7	0	25	6	16	3	4-9	1-1	56	367	6.6	19	90	1	35-28-0	277	3	2	2/50.5	20.5	7/46	0-0	0-1	9
11/6	Ind	14	10	0	7	0	22	7	14	1	7-14	0-0	66	355	5.4	28	85	2	36-23-2	270	1	2	4/55.5	48.5	4/35	1-0	0-0	11
11/13	at Ten	21	14	6	6	0	19	3	13	3	7-14	0-1	59	446	7.6	31	154	1	27-20-0	292	5	1	4/41.5	38.0	7/65	0-0	0-1	14
11/20	at Was	7	6	9	20	0	21	6	14	1	9-14	1-1	62	515	8.3	30	151	3	30-21-0	364	3	2	3/38.0	34.7	6/40	0-0	0-2	11
11/28	at Phi	7	3	3	0	0	20	7	12	1	5-11	0-1	58	292	5.0	18	81	1	36-24-1	254	0	4	2/35.5	35.5	7/42	1-0	0-0	7
12/4	Hou	0	0	7	6	0	17	8	9	0	6-15	1-2	64	307	4.8	27	123	0	35-22-0	184	2	2	5/41.0	32.2	3/12	1-1	0-0	11
12/11	Sea	3	0	0	7	0	22	7	14	1	6-12	0-1	68	354	5.2	26	136	0	39-22-5	218	1	3	4/34.0	34.0	7/63	1-1	0-0	13
12/18	at Chi	0	10	0	17	0	29	5	21	3	3-8	0-0	63	449	7.1	19	95	1	43-30-3	362	2	1	2/44.0	43.0	6/40	1-1	0-0	11
12/24	Min	3	10	0	12	0	22	4	18	0	5-15	3-3	74	446	6.0	20	93	0	50-34-0	353	3	4	5/37.2	29.2	8/70	2-2	0-1	14
1/1	at Det																											
SEASON		82	108	62	112	0	305	75	208	22	77-187	12-18	923	5415	5.9	355	1439	10	530-344-16	3976	30	38	55/42.3	38.0	104/934	13-8	0-5	162

## OFFENSIVE STARTERS

		WR	WR	TE	LT	LG	C	RG	RT	2nd TE	3rd WR	QB	RB	FB
9/11	at Jax	J.Nelson	R.Cobb	J.Cook	D.Bakhtiari	L.Taylor	J.Tretter	T.Lang	B.Bulaga		D.Adams	A.Rodgers	E.Lacy	
9/18	at Min	J.Nelson	R.Cobb	J.Cook	D.Bakhtiari	L.Taylor	J.Tretter	T.Lang	B.Bulaga		D.Adams	A.Rodgers	E.Lacy	
9/25	Det	J.Nelson	R.Cobb	R.Rodgers	D.Bakhtiari	L.Taylor	J.Tretter	T.Lang	B.Bulaga			A.Rodgers	E.Lacy	A.Ripkowski
10/9	NYG	J.Nelson	R.Cobb	R.Rodgers	D.Bakhtiari	L.Taylor	J.Tretter	T.Lang	B.Bulaga		D.Adams	A.Rodgers	E.Lacy	
10/16	Dal	J.Nelson	R.Cobb	R.Rodgers	D.Bakhtiari	L.Taylor	J.Tretter	T.Lang	B.Bulaga		D.Adams	A.Rodgers	E.Lacy	A.Ripkowski
10/20	Chi	J.Nelson	R.Cobb	R.Rodgers	D.Bakhtiari	L.Taylor	J.Tretter	T.Lang	B.Bulaga		D.Adams	A.Rodgers	T.Montgomery	
10/30	at Atl	J.Nelson	D.Adams	R.Rodgers	D.Bakhtiari	L.Taylor	J.Tretter	T.Lang	B.Bulaga	J.Perillo		A.Rodgers	D.Jackson	
11/6	Ind	J.Nelson	D.Adams	D.Adams	D.Bakhtiari	L.Taylor	C.Linsley	T.Lang	B.Bulaga		J.Janis	A.Rodgers	T.Montgomery	A.Ripkowski
11/13	at Ten	J.Nelson	R.Cobb	R.Rodgers	D.Bakhtiari	L.Taylor	C.Linsley	T.Lang	B.Bulaga		D.Adams	A.Rodgers	J.Starks	
11/20	at Was	J.Nelson	R.Cobb	J.Cook	D.Bakhtiari	L.Taylor	C.Linsley	D.Barclay	B.Bulaga		D.Adams	A.Rodgers	J.Starks	
11/28	at Phi	J.Nelson	R.Cobb	R.Cobb	D.Bakhtiari	L.Taylor	C.Linsley	J.Spriggs	B.Bulaga		D.Adams	A.Rodgers	J.Starks	A.Ripkowski
12/4	Hou	J.Nelson	R.Cobb	J.Cook	D.Bakhtiari	L.Taylor	C.Linsley	J.Spriggs	B.Bulaga		D.Adams	A.Rodgers	J.Starks	
12/11	Sea	J.Nelson	D.Adams	J.Cook	D.Bakhtiari	L.Taylor	C.Linsley	T.Lang	B.Bulaga			A.Rodgers	T.Montgomery	A.Ripkowski
12/18	at Chi	J.Nelson	D.Adams	R.Rodgers	D.Bakhtiari	L.Taylor	C.Linsley	T.Lang	B.Bulaga			A.Rodgers	T.Montgomery	A.Ripkowski
12/24	Min	J.Nelson	D.Adams		D.Bakhtiari	L.Taylor	C.Linsley	T.Lang	B.Bulaga		G.Allison	A.Rodgers	T.Montgomery	A.Ripkowski
1/1	at Det													

## DEFENSIVE STARTERS

		DE	DT	NT	LOLB	ILB	ILB	ROLB	LCB	RCB	SS	FS	3rd CB	3rd S
9/11	at Jax		M.Daniels	L.Guion	C.Matthews	J.Ryan	B.Martinez	N.Perry	D.Randall	S.Shields	M.Burnett	H.Clinton-Dix	Q.Rollins	
9/18	at Min		M.Daniels	L.Guion	N.Perry	J.Ryan	B.Martinez	C.Matthews	D.Randall	L.Gunter	M.Burnett	H.Clinton-Dix	Q.Rollins	
9/25	Det		M.Daniels	K.Clark	J.Peppers	J.Ryan	B.Martinez	N.Perry	D.Randall	L.Gunter	M.Hyde	H.Clinton-Dix	Q.Rollins	
10/9	NYG		M.Daniels	L.Guion	N.Perry	J.Ryan	B.Martinez	C.Matthews	Q.Rollins	L.Gunter	M.Burnett	H.Clinton-Dix	M.Hyde	
10/16	Dal	K.Clark	M.Daniels	L.Guion	J.Peppers		C.Matthews	N.Perry	D.Randall	L.Gunter	M.Burnett	H.Clinton-Dix		M.Hyde
10/20	Chi		M.Daniels	L.Guion	N.Perry	J.Ryan	B.Martinez	C.Matthews	D.Goodson	L.Gunter	M.Burnett	H.Clinton-Dix	M.Hyde	
10/30	at Atl		M.Daniels	L.Guion	J.Peppers	J.Ryan	B.Martinez	N.Perry	D.Goodson	M.Hyde	M.Burnett	H.Clinton-Dix	L.Gunter	
11/6	Ind		M.Daniels	L.Guion	N.Perry	J.Ryan	B.Martinez	J.Peppers	Q.Rollins	L.Gunter	M.Burnett	H.Clinton-Dix	M.Hyde	
11/13	at Ten	D.Jones	M.Daniels	L.Guion	N.Perry	J.Thomas	B.Martinez	J.Peppers	Q.Rollins	L.Gunter	M.Burnett	H.Clinton-Dix		
11/20	at Was		M.Daniels	L.Guion	N.Perry	J.Thomas	B.Martinez	C.Matthews	D.Goodson	L.Gunter	M.Burnett	H.Clinton-Dix	M.Hyde	
11/28	at Phi		M.Daniels	L.Guion	J.Peppers	J.Thomas	C.Matthews	N.Perry	D.Randall	L.Gunter	M.Burnett	H.Clinton-Dix	M.Hyde	
12/4	Hou		M.Daniels	L.Guion	J.Peppers	J.Ryan	C.Matthews	N.Perry	D.Randall	L.Gunter	M.Burnett	H.Clinton-Dix	Q.Rollins	
12/11	Sea		M.Daniels	L.Guion	D.Jones		J.Thomas	J.Peppers	D.Randall	L.Gunter	M.Burnett	H.Clinton-Dix	Q.Rollins	M.Hyde
12/18	at Chi		M.Daniels	L.Guion	D.Jones	J.Ryan	J.Thomas	J.Peppers	D.Randall	L.Gunter	M.Burnett	H.Clinton-Dix	Q.Rollins	
12/24	Min		M.Daniels	L.Guion	D.Jones	J.Ryan	J.Thomas	J.Peppers	Q.Rollins	L.Gunter	M.Burnett	H.Clinton-Dix	M.Hyde	
1/1	at Det													



# INDIVIDUAL STATISTICS, OFFENSE

## RUSHING

RUSHING			E.Lacy					J.Starks					A.Rodgers					A.Ripkowski					T.Montgomery					C.Michael					
			No	Yds	Avg	Lg	TD	No	Yds	Avg	Lg	TD	No	Yds	Avg	Lg	TD	No	Yds	Avg	Lg	TD	No	Yds	Avg	Lg	TD	No	Yds	Avg	Lg	TD	
9/11	at	Jax	14	61	4.4	28	0	4	7	1.8	4	0	4	16	4.0	8	1	0	0	--	--	0	0	0	--	--	0					(Not With Team)	
9/18	at	Min	12	50	4.2	13	0	7	3	0.4	5	0	3	29	9.7	10t	1	0	0	--	--	0	0	0	--	--	0					(Not With Team)	
9/25		Det	17	103	6.1	25	0	1	-1	-1.0	-1	0	5	22	4.4	14	0	0	0	--	--	0	1	-1	-1.0	-1	0					(Not With Team)	
10/9		NYG	11	81	7.4	31	0	12	33	2.8	10	0	5	15	3.0	11	0	2	17	8.5	13	0	1	1	1.0	1	0					(Not With Team)	
10/16		Dal	17	65	3.8	25	0			(Inactive)			3	7	2.3	9	0	1	0	0.0	0	0	3	6	2.0	6	0					(Not With Team)	
10/20		Chi			(Injured Reserve)					(Inactive)			2	7	3.5	8	0	3	8	2.7	4	0	9	60	6.7	30	0					(Not With Team)	
10/30	at	Atl			(Injured Reserve)					(Inactive)			6	60	10.0	23	0	6	34	5.7	12	0			(Inactive)						(Not With Team)		
11/6		Ind			(Injured Reserve)					(Inactive)			6	43	7.2	21	0	2	4	2.0	2	0	7	53	7.6	24	0					(Not With Team)	
11/13	at	Ten			(Injured Reserve)			7	33	4.7	11	0	3	27	9.0	20t	1	0	0	--	--	0	3	9	3.0	5	0					(Not With Team)	
11/20	at	Was			(Injured Reserve)			9	25	2.8	8	0	3	33	11.0	17	0	2	9	4.5	7	0	4	17	4.3	7	0					(Inactive)	
11/28	at	Phi			(Injured Reserve)			17	41	2.4	8	0	6	26	4.3	16	0	3	1	0.3	2	1	1	2	2.0	2	0		1	4	4.0	4	0
12/4		Hou			(Injured Reserve)			4	1	0.3	4	0	3	16	5.3	11	0	3	14	4.7	10	1	6	40	6.7	13	0		9	19	2.1	7	0
12/11		Sea			(Injured Reserve)			2	3	1.5	2	0	3	-6	-2.0	-1	0	3	2	0.7	2	0	9	41	4.6	17	1		10	36	3.6	10	0
12/18	at	Chi			(Injured Reserve)					(Inactive)			3	19	6.3	8	0	0	0	--	--	0	16	162	10.1	61	2		4	45	11.3	42t	1
12/24		Min			(Injured Reserve)					(Inactive)			2	13	6.5	7	1	0	0	--	--	0	9	23	2.6	6	0		4	4	1.0	6	0
1/1	at	Det																															
SEASON			71	360	5.1	31	0	63	145	2.3	11	0	57	327	5.7	23	4	25	89	3.6	13	2	69	413	6.0	61	3	28	108	3.9	42t	1	
CAREER			788	3435	4.4	60	23	618	2506	4.1	65t	9	491	2502	5.1	35	25	25	89	3.6	13	2	72	427	5.9	61	3	251	1074	4.3	45	7	

**ADDITIONAL REGULAR-SEASON RUSHING:** **R.Cobb** 3-11 at Jax (Sept. 11), 1-1 at Min (Sept. 18), 1-0 vs. NYG (Oct. 9), 5-21 vs. Chi (Oct. 20); **K.Davis** 2-1 vs. Chi (Oct. 20), 3-4 at Atl (Oct. 30); **B.Hundley** 1-0 at Was (Nov. 20), 2-(-2) vs. Sea (Dec. 11); **D.Jackson** 2-6 vs. Chi (Oct. 20), 4-10 at Atl (Oct. 30), 4-16 vs. Ind (Nov. 6); **J.Janis** 1-19 vs. Hou (Dec. 4), 1-19 vs. Sea (Dec. 11).

## PASSING

PASSING			A.Rodgers								B.Hundley									
			Att	Com	Pct	Yds	Sk/Yd	TD	Lg	Int	Rtng	Att	Com	Pct	Yds	Sk/Yd	TD	Lg	Int	Rtng
9/11	at	Jax	34	20	58.8	199	1/0	2	32	0	95.1									
9/18	at	Min	36	20	55.6	213	5/33	1	39	1	70.7				(Did Not Play)					
9/25		Det	24	15	62.5	205	2/4	4	49	0	129.3				(Did Not Play)					
10/9		NYG	45	23	51.1	259	0/0	2	29t	2	65.0				(Did Not Play)					
10/16		Dal	42	31	73.8	294	1/0	1	25	1	90.8				(Did Not Play)					
10/20		Chi	56	39	69.6	326	2/23	3	25	0	102.2				(Did Not Play)					
10/30	at	Atl	38	28	73.7	246	3/23	4	58	0	125.5				(Did Not Play)					
11/6		Ind	43	26	60.5	297	3/8	3	40	1	94.8				(Did Not Play)					
11/13	at	Ten	51	31	60.8	371	5/46	2	46	2	79.8	4	1	25.0	8	0/0	0	8	0	39.6
11/20	at	Was	41	26	63.4	351	2/20	3	47	0	115.0	3	1	33.3	9	0/0	0	9	1	2.8
11/28	at	Phi	39	30	76.9	313	0/0	2	50	0	116.7				(Did Not Play)					
12/4		Hou	30	20	66.7	209	1/9	2	32t	0	108.9				(Did Not Play)					
12/11		Sea	23	18	78.3	246	1/9	3	66t	0	150.8	2	0	0.0	0	0/0	0	--	0	39.6
12/18	at	Chi	31	19	61.3	252	4/27	0	60	0	87.0				(Did Not Play)					
12/24		Min	38	28	73.7	347	4/39	4	48	0	136.6	1	0	0.0	0	0/0	0	--	0	39.6
1/1	at	Det																		
SEASON			571	374	65.5	4128	34/241	36	66t	7	102.7	10	2	20.0	17	0/0	0	9	1	0.0
CAREER			5618	3007	65.1	36527	340/2158	293	93t	72	104.0	10	2	20.0	17	0/0	0	9	1	0.0

## PASSING

<u>PASSING</u>		J.Callahan								
		Att	Com	Pct	Yds	Sk/Yd	TD	Lg	Int	Rtng
9/13	at Jax				(Inactive)					
9/18	at Min				(Inactive)					
9/25	Det				(Inactive)					
10/9	NYG				(Inactive)					
10/16	Dal				(Not With Team)					
10/20	Chi				(Not With Team)					
10/30	at Atl				(Not With Team)					
11/6	Ind				(Not With Team)					
11/13	at Ten				(Not With Team)					
11/20	at Was				(Not With Team)					
11/28	at Phi				(Not With Team)					
12/4	Hou				(Practice Squad)					
12/11	Sea				(Practice Squad)					
12/18	at Chi				(Did Not Play)					
12/24	Min				(Inactive)					
1/1	at Det									
SEASON		0	0	--	0	0/0	0	--	0	--
CAREER		0	0	--	0	0/0	0	--	0	--

## INDIVIDUAL STATISTICS, OFFENSE

RECEIVING		J.Nelson						R.Cobb						D.Adams						J.Abbrederis						J.Cook						R.Rodgers					
		No	Yds	Avg	Lg	TD	No	Yds	Avg	Lg	TD	No	Yds	Avg	Lg	TD	No	Yds	Avg	Lg	TD	No	Yds	Avg	Lg	TD	No	Yds	Avg	Lg	TD						
9/11		Jax	6	32	5.3	8	1	6	57	9.5	32	0	3	50	16.7	29t	1	1	8	8.0	8	0	1	7	7.0	7	0	1	22	22.0	22	0					
9/18	at	Min	5	73	14.6	39	1	5	42	8.4	14	0	3	26	8.1	13	0	0	0	--	--	0	4	31	7.8	14	0	2	25	12.5	15	0					
9/25		Det	6	101	16.8	49	2	1	33	33.0	33	0	2	23	11.5	14t	1	0	0	--	--	0	1	15	15.0	15	0	2	9	4.5	7	1					
10/9		NYG	4	38	9.5	17	1	9	108	12.2	21	0	5	85	17.0	29t	1	0	0	--	--	0						1	6	6.0	6	0					
10/16		Dal	5	68	13.6	25	0	7	53	7.6	17	1	2	34	17.0	22	0	0	0	--	--	0						2	15	7.5	12	0					
10/20		Chi	1	9	9.0	9	0	11	95	8.6	25	1	13	132	10.2	24	2																				
10/30	at	Atl	4	94	23.5	58	1						12	74	6.2	22	0																				
11/6		Ind	7	94	13.4	26t	1	2	14	7.0	11	1	4	41	10.3	40	1																				
11/13	at	Ten	12	126	10.5	20	1	4	31	7.8	11	0	6	156	26.0	46	0																				
11/20	at	Was	3	28	9.3	13t	1	3	84	28.0	47	0	3	42	14.0	37	0																				
11/28	at	Phi	8	91	11.4	22	0	6	41	6.8	12	0	5	113	22.6	50	2																				
12/4		Hou	8	118	14.8	32t	1	3	19	6.3	9t	1	1	17	17.0	17	0																				
12/11		Sea	6	41	6.8	11	2	3	33	11.0	25	0	4	104	26.0	66t	1																				
12/18	at	Chi	7	124	17.7	60	0	0	0	--	--	0	2	25	12.5	19	0																				
12/24		Min	9	154	17.1	48	2						4	44	11.0	20t	1																				
1/1	at	Det																																			
SEASON			91	1191	13.1	60	14	60	610	10.2	47	4	69	966	14.0	66t	10	1	8	8.0	8	0	26	321	12.3	47	1	29	257	8.9	22	2					
CAREER			491	7300	14.9	93t	63	366	4488	12.3	70t	35	157	1895	12.1	66t	14	10	119	11.9	32	0	299	3824	12.8	80t	17	107	992	9.3	61t	12					

RECEIVING		E.Lacy						J.Starks						T.Montgomery						J.Janis						T.Davis						J.Perillo					
		No	Yds	Avg	Lg	TD	No	Yds	Avg	Lg	TD	No	Yds	Avg	Lg	TD	No	Yds	Avg	Lg	TD	No	Yds	Avg	Lg	TD	No	Yds	Avg	Lg	TD						
9/11	at	Jax	1	17	17.0	17	0	1	6	6.0	6	0	0	0	--	--	0	0	0	--	--	0	(Inactive)			0	0	--	--	0	0	0	--	--	0		
9/18	at	Min	0	0	--	--	0	1	16	16.0	16	0	0	0	--	--	0	0	0	--	--	0	0	0	--	--	0	0	0	--	--	0	0				
9/25		Det	1	2	2.0	2	0	1	9	9.0	9	0	0	0	--	--	0	0	0	--	--	0	0	0	--	--	0	1	13	13.0	13	0					
10/9		NYG	1	3	3.0	3	0	3	19	6.3	9	0	0	0	--	--	0	0	0	--	--	0	0	0	--	--	0	0	0	--	--	0	0				
10/16		Dal	1	6	6.0	6	0	(Inactive)					10	98	9.8	15	0	2	14	7.0	8	0	0	0	--	--	0	1	4	4.0	4	0					
10/20		Chi	(Injured Reserve)					(Inactive)					10	66	6.6	13	0	2	9	4.5	7	0	0	0	--	--	0	0	0	--	--	0	0				
10/30	at	Atl	(Injured Reserve)					(Inactive)					(Inactive)					4	30	7.5	10	1	3	24	8.0	9t	1	0	0	--	--	0	0				
11/6		Ind	(Injured Reserve)					(Inactive)					3	38	12.7	18	0	1	25	25.0	25	0	0	0	--	--	0	2	18	9.0	9	0					
11/13	at	Ten	(Injured Reserve)					3	11	3.7	13t	1	2	11	5.5	8	0	0	0	--	--	0	0	0	--	--	0	0	0	--	--	0	0				
11/20	at	Was	(Injured Reserve)					5	46	9.2	31t	1	3	27	9.0	10	0	0	0	--	--	0	0	0	--	--	0	(Not With Team)									
11/28	at	Phi	(Injured Reserve)					5	27	5.4	8	0	2	12	6.0	9	0	1	7	7.0	7	0	0	0	--	--	0	(Not With Team)									
12/4		Hou	(Injured Reserve)					0	0	--	--	0	2	16	8.0	10	0	0	0	--	--	0	(Inactive)			(Not With Team)											
12/11		Sea	(Injured Reserve)					0	0	--	--	0	3	45	15.0	24	0	0	0	--	--	0	(Inactive)			(Not With Team)											
12/18	at	Chi	(Injured Reserve)					(Inactive)					2	1	0.5	2	0	0	0	--	--	0	(Inactive)			(Not With Team)											
12/24		Min	(Injured Reserve)					(Inactive)					4	17	4.3	10	0	1	8	8.0	8	0	(Did Not Play)			(Not With Team)											
1/1	at	Det																																			
SEASON			4	28	7.0	17	0	19	134	7.1	31t	2	41	331	8.1	24	0	11	93	8.5	25	1	3	24	8.0	9t	1	4	35	8.8	13	0					
CAREER			101	900	8.9	67	6	125	1017	8.1	31t	6	56	467	8.3	31t	2	15	188	12.5	46	1	3	24	8.0	9t	1	15	137	9.1	24	1					

RECEIVING						K.Davis						G.Allison						C.Michael					
			No	Yds	Avg	Lg	TD				No	Yds	Avg	Lg	TD				No	Yds	Avg	Lg	TD
9/11	at	Jax		(Not with Team)								(Practice Squad)								(Not with Team)			
9/18	at	Min		(Not with Team)								(Practice Squad)								(Not with Team)			
9/25		Det		(Not with Team)								(Practice Squad)								(Not with Team)			
10/9		NYG		(Not with Team)								(Practice Squad)								(Not with Team)			
10/16		Dal		(Not with Team)								(Practice Squad)								(Not with Team)			
10/20		Chi	0	0	--	--	0					(Practice Squad)								(Not with Team)			
10/30	at	Atl	2	4	2.0	10	0				2	21	10.5	17	1					(Not with Team)			
11/6		Ind		(Not with Team)							0	0	--	--	0					(Not with Team)			
11/13	at	Ten		(Not with Team)							1	17	17.0	17	0					(Not with Team)			
11/20	at	Was		(Not with Team)							0	0	--	--	0					(Inactive)			
11/28	at	Phi		(Not with Team)							0	0	--	--	0	0	0	--	--	0			
12/4		Hou		(Not with Team)							0	0	--	--	0	0	0	--	--	0			
12/11		Sea		(Not with Team)							0	0	--	--	0	0	0	--	--	0			
12/18	at	Chi		(Not with Team)							1	7	7.0	7	0	0	0	--	--	0			
12/24		Min		(Not with Team)							4	66	16.5	32	0	1	1	1.0	1	0			
1/1	at	Det																					
SEASON			2	4	2.0	10	0				8	111	13.9	32	1				1	1	1.0	1	0
CAREER			33	264	8.0	70t	1				8	111	13.9	32	1				25	125	5.0	13	1

## INDIVIDUAL STATISTICS, OFFENSE

RUSHING		E.Lacy										J.Starks										A.Rodgers										
		First Half					Second Half					First Half					Second Half					First Half					Second Half					
		No	Yds	Avg	Lg	TD	No	Yds	Avg	Lg	TD	No	Yds	Avg	Lg	TD	No	Yds	Avg	Lg	TD	No	Yds	Avg	Lg	TD						
9/11	at	Jax	7	20	2.9	9	0	7	41	5.9	28	0	2	6	3.0	4	0	2	1	0.5	1	0	1	6	6.0	6t	1	3	10	3.3	8	0
9/18	at	Min	6	16	2.7	5	0	6	34	5.7	13	0	1	2	2.0	2	0	6	1	0.2	5	0	0	0	--	--	0	3	29	9.7	10t	1
9/25		Det	6	42	7.0	25	0	11	61	5.5	14	0	0	0	--	--	0	1	-1	-1.0	-1	0	0	0	--	--	0	5	22	4.4	14	0
10/9		NYG	9	77	8.6	31	0	2	4	2.0	2	0	3	17	5.7	8	0	9	16	1.8	10	0	2	18	9.0	11	0	3	-3	-1.0	-1	0
10/16		Dal	7	45	6.4	25	0	10	20	2.0	5	0											1	9	9.0	9	0	2	-2	-1.0	1	0
10/20		Chi																					0	0	--	--	0	2	7	3.5	8	0
10/30	at	Atl																					2	26	13.0	23	0	4	34	8.5	13	0
11/6		Ind																					2	11	5.5	12	0	4	32	8.0	21	0
11/13	at	Ten																					1	7	7.0	7	0	2	20	10.0	20t	1
11/20	at	Was																					2	24	12.0	17	0	1	9	9.0	9	0
11/28	at	Phi																					4	28	7.0	16	0	2	-2	-1.0	-1	0
12/4		Hou																					1	0	0.0	0	0	2	16	8.0	11	0
12/11		Sea																					2	-4	-2.0	-1	0	1	-2	-2.0	-2	0
12/18	at	Chi																					0	0	--	--	0	3	19	6.3	8	0
12/24		Min																					0	0	--	--	0	0	0	--	--	0
1/1	at	Det																					2	13	6.5	7	1	0	0	--	--	0
SEASON			35	200	5.7	31	0	36	160	4.4	28	0	26	82	3.2	11	0	37	63	1.7	10	0	20	138	6.9	23	2	37	189	5.1	21	2

PASSING		A.Rodgers																					
		First Half										Second Half											
			Att	Com	Pct	Yds	Sk/Yd	TD	Lg	Int	Rtng				Att	Com	Pct	Yds	Sk/Yd	TD	Lg	Int	Rtng
9/11	at	Jax	18	11	61.1	114	0/0	2	29t	0	116.4	16	9	56.3	85	1/0	0	32	0	71.1			
9/18	at	Min	15	8	53.3	59	1/13	1	21	0	85.1	21	12	57.1	154	4/20	0	39	1	60.4			
9/25		Det	18	12	66.7	174	1/4	4	49	0	137.5	6	3	50.0	31	1/0	0	13	0	65.3			
10/9		NYG	28	13	46.4	134	0/0	2	29t	2	54.8	17	10	58.8	125	0/0	0	21	0	81.7			
10/16		Dal	22	15	68.2	135	0/0	0	22	0	84.5	20	16	80.0	159	1/0	1	25	1	95.6			
10/20		Chi	30	19	63.3	150	1/9	0	19	0	75.7	26	20	76.9	176	1/14	3	25	0	132.9			
10/30	at	Atl	21	17	81.0	170	1/7	3	58	0	140.0	17	11	64.7	76	2/16	1	17	0	94.2			
11/6		Ind	17	7	41.2	77	2/7	1	26t	0	74.9	26	19	73.1	220	1/1	2	40	1	107.9			
11/13	at	Ten	26	18	69.2	238	2/18	2	46	1	107.5	25	13	52.0	133	3/28	0	35	1	50.9			
11/20	at	Was	22	13	59.1	100	2/20	1	15	0	85.4	19	13	68.4	251	0/0	2	47	0	146.3			
11/28	at	Phi	21	17	81.0	142	0/0	2	20t	0	126.6	18	13	72.2	171	0/0	0	50	0	101.9			
12/4		Hou	16	11	68.8	68	0/0	1	10	0	97.9	14	9	64.3	141	1/9	1	32t	0	121.4			
12/11		Sea	15	12	80.0	202	0/0	2	66t	0	158.3	8	6	75.0	44	1/9	1	16	0	127.1			
12/18	at	Chi	19	12	63.2	139	3/17	0	27	0	85.2	12	7	58.3	113	1/10	0	60	0	89.9			
12/24		Min	22	19	86.4	268	2/19	3	48	0	157.0	16	9	56.3	79	2/20	1	30	0	90.4			
1/1	at	Det																					
SEASON			310	204	65.8	2170	15/114	24	66t	3	107.9	261	170	65.1	1958	19/127	12	60	4	96.6			

<u>PASSING</u>			B.Hundley																				
			First Half										Second Half										
			Att	Com	Pct	Yds	Sk/Yd	TD	Lg	Int	Rtng				Att	Com	Pct	Yds	Sk/Yd	TD	Lg	Int	Rtng
9/11	at	Jax				(Did Not Play)												(Did Not Play)					
9/18	at	Min				(Did Not Play)												(Did Not Play)					
9/25		Det				(Did Not Play)												(Did Not Play)					
10/9		NYG				(Did Not Play)												(Did Not Play)					
10/16		Dal				(Did Not Play)												(Did Not Play)					
10/20		Chi				(Did Not Play)												(Did Not Play)					
10/30	at	Atl				(Did Not Play)												(Did Not Play)					
11/6		Ind				(Did Not Play)												(Did Not Play)					
11/13	at	Ten	0	0	--	0	0/0	0	--	0	--	4	1	25.0	8	0/0	0	8	0	39.6			
11/20	at	Was	0	0	--	0	0/0	0	--	0	--	3	1	33.3	9	0/0	0	9	1	2.8			
11/28	at	Phi				(Did Not Play)									(Did Not Play)								
12/4		Hou				(Did Not Play)									(Did Not Play)								
12/11		Sea	0	0	--	0	0/0	0	--	0	--	2	0	0.0	0	0/0	0	--	0	39.6			
12/18	at	Chi				(Did Not Play)									(Did Not Play)								
12/24		Min	0	0	--	0	0/0	0	--	0	--	1	0	0.0	0	0/0	0	--	0	39.6			
1/1	at	Det																					
SEASON			0	0	--	0	0/0	0	--	0	--	10	2	22.2	17	0/0	0	9	1	0.0			



# INDIVIDUAL STATISTICS, OFFENSE

## RECEIVING J.Nelson

		First Half					Second Half							First Half					Second Half							First Half					Second Half										
		No	Yds	Avg	Lg	TD	No	Yds	Avg	Lg	TD	No	Yds	Avg	Lg	TD	No	Yds	Avg	Lg	TD	No	Yds	Avg	Lg	TD	No	Yds	Avg	Lg	TD	No	Yds	Avg	Lg	TD					
9/11	at	Jax	3	20	6.7	8	1	3	12	4.0	8	0	3	21	7.0	10	0	3	36	12.0	32	0	3	50	16.7	29t	1	0	0	--	--	0	0	0	--	0					
9/18	at	Min	3	28	9.3	21	1	2	45	22.5	39	0	4	28	7.0	9	0	1	14	14.0	14	0	1	3	3.0	3	0	2	23	11.5	13	0	0	0	0	0					
9/25		Det	6	101	16.8	49	2	0	0	--	--	0	1	33	33.0	33	0	0	0	--	--	0	1	14	14.0	14t	1	1	9	9.0	9	0	0	0	0	0					
10/9		NYG	2	9	4.5	7	1	2	29	14.5	17	0	6	57	9.5	17	0	3	51	17.0	21	0	3	55	18.3	29t	1	2	30	15.0	20	0	0	0	0	0					
10/16		Dal	2	22	11.0	18	0	3	46	15.3	25	0	4	26	6.5	17	0	3	27	9.0	13	1	1	22	22.0	22	0	1	12	12.0	12	0	0	0	0	0					
10/20		Chi	1	9	9.0	9	0	0	0	--	--	0	6	48	8.0	13	0	5	47	9.4	25	1	6	56	9.3	19	0	7	76	10.9	24	2	0	0	0	0					
10/30	at	Atl	4	94	23.5	58	1	0	0	--	--	0	(Inactive)										5	35	7.0	22	0	7	39	5.6	14	0	0	0	0	0	0	0	0		
11/6		Ind	1	26	26.0	26t	1	6	68	11.3	13	0	0	0	--	--	0	2	14	7.0	11	1	2	-1	-0.5	2	0	2	42	21.0	40	1	0	0	0	0	0				
11/13	at	Ten	7	78	11.1	20	1	5	48	9.6	17	0	2	14	7.0	8	0	2	17	8.5	11	0	5	121	24.2	46	0	1	35	35.0	35	0	0	0	0	0	0				
11/20	at	Was	2	19	9.5	13t	1	1	9	9.0	9	0	1	15	15.0	15	0	2	69	34.5	47	0	1	3	3.0	3	0	2	39	19.5	37	0	0	0	0	0					
11/28	at	Phi	3	32	10.7	13	0	5	59	11.8	22	0	6	41	6.8	12	0	0	0	--	--	0	2	32	16.0	20t	2	3	81	27.0	50	0	0	0	0	0	0				
12/4		Hou	5	37	7.4	9	0	3	81	27.0	32t	1	2	12	6.0	9t	1	1	7	7.0	7	0	0	0	--	--	0	1	17	17.0	17	0	0	0	0	0					
12/11		Sea	5	38	7.6	11	1	1	3	3.0	3t	1	3	33	11.0	25	0	0	0	--	--	0	2	92	46.0	66t	1	2	12	6.0	8	0	0	0	0	0					
12/18	at	Chi	4	47	11.8	20	0	3	77	25.7	60	0	0	0	--	--	0	0	0	--	--	0	1	6	6.0	6	0	1	19	19.0	19	0	0	0	0	0	0				
12/24		Min	7	145	20.7	48	2	2	9	4.5	5	0	(Inactive)										3	44	14.7	20t	1	1	0	0.0	0	0	0	0	0	0	0	0	0	0	0
1/1	at	Det																																							
SEASON			55	705	12.8	58	12	36	486	13.5	60	2	38	328	8.6	33	1	22	282	12.8	47	0	36	532	14.8	66t	7	33	434	13.2	50	3	0	0	0	0	0				

## RECEIVING J.Abbrederis

			First Half					Second Half								First Half					Second Half								First Half					Second Half									
			No	Yds	Avg	Lg	TD	No	Yds	Avg	Lg	TD				No	Yds	Avg	Lg	TD	No	Yds	Avg	Lg	TD				No	Yds	Avg	Lg	TD	No	Yds	Avg	Lg	TD					
9/11	at	Jax	0	0	--	--	0	1	8	8.0	8	0	0	0	--	--	0	1	7	7.0	7	0	0	0	--	--	0	1	22	22.0	22	0	0	0	0	--	--	0					
9/18	at	Min	0	0	--	--	0	0	0	--	--	0	0	0	--	--	0	4	31	7.8	14	0	0	0	--	--	0	2	25	12.5	15	0	0	0	0	--	--	0					
9/25		Det	0	0	--	--	0	0	0	--	--	0	1	15	15.0	15	0	0	0	--	--	0	2	9	4.5	7	1	0	0	--	--	0	0	0	0	--	--	0					
10/9		NYG	0	0	--	--	0	0	0	--	--	0	(Inactive)					1	6	6.0	6	0	0	0	--	--	0	1	6	6.0	6	0	0	0	0	--	--	0					
10/16		Dal	0	0	--	--	0	0	0	--	--	0	(Inactive)					1	12	12.0	12	0	1	3	3.0	3	0	0	0	--	--	0	0	0	0	--	--	0					
10/20		Chi	(Inactive)										(Inactive)					0	0	--	--	0	1	7	7.0	7	0	0	0	--	--	0	1	7	7.0	7	0	0					
10/30	at	Atl	(Not With Team)										(Inactive)					0	0	--	--	0	0	0	--	--	0	0	0	--	--	0	0	0	--	--	0	0	0	--	--	0	
11/6		Ind	(Not With Team)										(Inactive)					3	43	14.3	22	0	3	21	7.0	11	0	3	21	7.0	11	0	3	21	7.0	11	0	3	21	7.0	11	0	
11/13	at	Ten	(Not With Team)										(Inactive)					2	16	8.0	12	0	2	11	5.5	6	0	2	11	5.5	6	0	2	11	5.5	6	0	2	11	5.5	6	0	
11/20	at	Was	(Not With Team)										1	9	9.0	9	0	5	96	19.2	47	1	3	26	8.7	11	0	1	2	2.0	2	0	1	2	2.0	2	0	1	2	2.0	2	0	
11/28	at	Phi	(Not With Team)										1	7	7.0	7	0	0	0	0	--	--	0	0	0	--	--	0	0	0	--	--	0	0	0	--	--	0	0	0	--	--	0
12/4		Hou	(Not With Team)										2	9	4.5	10	0	1	10	10.0	10	0	0	0	--	--	0	2	16	8.0	9	0	2	16	8.0	9	0	2	16	8.0	9	0	
12/11		Sea	(Not With Team)										1	15	15.0	15	0	0	0	0	--	--	0	0	0	--	--	0	1	8	8.0	8	0	1	8	8.0	8	0	1	8	8.0	8	0
12/18	at	Chi	(Not With Team)										5	77	15.4	27	0	1	8	8.0	8	0	0	0	--	--	0	1	10	10.0	10	0	1	10	10.0	10	0	1	10	10.0	10	0	
12/24		Min	(Not With Team)										2	7	3.5	5	0	1	30	30.0	30	0	1	7	7.0	7	0	1	13	13.0	13t	1	1	13	13.0	13t	1	1	13	13.0	13t	1	
1/1	at	Det																13	139	10.7	27	0	13	182	14.0	47	1	13	119	9.2	22	1	16	138	8.6	22	1	16	138	8.6	22	1	
SEASON			0	0	--	--	0	1	8	8.0	8	0	13	139	10.7	27	0	13	182	14.0	47	1	13	119	9.2	22	1	16	138	8.6	22												

## RECEIVING E.Lacy

		First Half										Second Half												First Half										Second Half																																																																																																																																																																																																																																																																																																																																																																																																																																																																																																																																																																																																																																																																																																																																																																																																																																																																																																																																																																																																																																																																																																																																																																																																																																																																																																																																																																																																																																																																																																																																																																																																																																																																																																																																																																																																																																								
		No	Yds	Avg	Lg	TD	No	Yds	Avg	Lg	TD	No	Yds	Avg	Lg	TD	No	Yds	Avg	Lg	TD	No	Yds	Avg	Lg	TD	No	Yds	Avg	Lg	TD	No	Yds	Avg	Lg	TD																																																																																																																																																																																																																																																																																																																																																																																																																																																																																																																																																																																																																																																																																																																																																																																																																																																																																																																																																																																																																																																																																																																																																																																																																																																																																																																																																																																																																																																																																																																																																																																																																																																																																																																																																																																																																																						
9/11	at	Jax	1	17	17.0	17	0	0	0	--	--	0	1	6	6.0	6	0	0	0	--	--	0	0	0	--	--	0	0	0	--	--	0	0	0	--	--	0	0																																																																																																																																																																																																																																																																																																																																																																																																																																																																																																																																																																																																																																																																																																																																																																																																																																																																																																																																																																																																																																																																																																																																																																																																																																																																																																																																																																																																																																																																																																																																																																																																																																																																																																																																																																																																																																				
9/18	at	Min	0	0	--	--	0	0	0	--	--	0	0	0	--	--	0	1	16	16.0	16	0	0	0	--	--	0	0	0	--	--	0	0	0	--	--	0	0																																																																																																																																																																																																																																																																																																																																																																																																																																																																																																																																																																																																																																																																																																																																																																																																																																																																																																																																																																																																																																																																																																																																																																																																																																																																																																																																																																																																																																																																																																																																																																																																																																																																																																																																																																																																																																				
9/25		Det	1	2	2.0	2	0	0	0	--	--	0	0	0	--	--	0	0	1	9	9.0	9	0	0	0	--	--	0	0	0	--	--	0	0	0	--	--	0	0																																																																																																																																																																																																																																																																																																																																																																																																																																																																																																																																																																																																																																																																																																																																																																																																																																																																																																																																																																																																																																																																																																																																																																																																																																																																																																																																																																																																																																																																																																																																																																																																																																																																																																																																																																																																																																			
10/9		NYG	0	0	--	--	0	1	3	3.0	3	0	1	7	7.0	7	0	2	12	6.0	9	0	0	0	--	--	0	0	0	--	--	0	0	0	--	--	0	0																																																																																																																																																																																																																																																																																																																																																																																																																																																																																																																																																																																																																																																																																																																																																																																																																																																																																																																																																																																																																																																																																																																																																																																																																																																																																																																																																																																																																																																																																																																																																																																																																																																																																																																																																																																																																																				
10/16		Dal	1	6	6.0	6	0	0	0	--	--	0	(Inactive)										5	43	8.6	15	0	5	55	11.0	15	0	0	0	--	--	0	0	0	--	--	0	0																																																																																																																																																																																																																																																																																																																																																																																																																																																																																																																																																																																																																																																																																																																																																																																																																																																																																																																																																																																																																																																																																																																																																																																																																																																																																																																																																																																																																																																																																																																																																																																																																																																																																																																																																																																																																															
10/20		Chi	(Injured Reserve)										(Inactive)										4	28	7.0	12	0	6	38	6.3	13	0	0	0	--	--	0	0	0	--	--	0	0																																																																																																																																																																																																																																																																																																																																																																																																																																																																																																																																																																																																																																																																																																																																																																																																																																																																																																																																																																																																																																																																																																																																																																																																																																																																																																																																																																																																																																																																																																																																																																																																																																																																																																																																																																																																																															
10/30	at	Atl	(Injured Reserve)										(Inactive)										(Inactive)										(Inactive)										0	0	0	--	--	0	3	38	12.7	18	0	0	0	--	--	0	0	0	--	--	0	0																																																																																																																																																																																																																																																																																																																																																																																																																																																																																																																																																																																																																																																																																																																																																																																																																																																																																																																																																																																																																																																																																																																																																																																																																																																																																																																																																																																																																																																																																																																																																																																																																																																																																																																																																																																																										
11/6		Ind	(Injured Reserve)										(Inactive)										(Inactive)										0	0	0	--	--	0	3	38	12.7	18	0	0	0	--	--	0	0	0	--	--	0	0																																																																																																																																																																																																																																																																																																																																																																																																																																																																																																																																																																																																																																																																																																																																																																																																																																																																																																																																																																																																																																																																																																																																																																																																																																																																																																																																																																																																																																																																																																																																																																																																																																																																																																																																																																																																																				
11/13	at	Ten	(Injured Reserve)										(Inactive)										2	9	4.5	13t	1	1	2	2.0	2	0	0	0	--	--	0	0	0	--	--	0	2	11	5.5	8	0	0	0	--	--	0	0																																																																																																																																																																																																																																																																																																																																																																																																																																																																																																																																																																																																																																																																																																																																																																																																																																																																																																																																																																																																																																																																																																																																																																																																																																																																																																																																																																																																																																																																																																																																																																																																																																																																																																																																																																																																																					
11/20	at	Was	(Injured Reserve)										(Inactive)										3	9	3.0	5	0	2	37	18.5	31t	1	2	19	9.5	10	0	1	8	8.0	8	0	0	0	--	--	0	0	0	--	--	0	0																																																																																																																																																																																																																																																																																																																																																																																																																																																																																																																																																																																																																																																																																																																																																																																																																																																																																																																																																																																																																																																																																																																																																																																																																																																																																																																																																																																																																																																																																																																																																																																																																																																																																																																																																																																																																					
11/28	at	Phi	(Injured Reserve)										(Inactive)										2	11	5.5	7	0	3	16	5.3	8	0	2	12	6.0	9	0	0	0	--	--	0	0	0	--	--	0	0																																																																																																																																																																																																																																																																																																																																																																																																																																																																																																																																																																																																																																																																																																																																																																																																																																																																																																																																																																																																																																																																																																																																																																																																																																																																																																																																																																																																																																																																																																																																																																																																																																																																																																																																																																																																																										
12/4		Hou	(Injured Reserve)										(Inactive)										0	0	--	--	0	0	0	--	--	0	1	6	6.0	6	0	1	10	10.0	10	0	0	0	--	--	0	0																																																																																																																																																																																																																																																																																																																																																																																																																																																																																																																																																																																																																																																																																																																																																																																																																																																																																																																																																																																																																																																																																																																																																																																																																																																																																																																																																																																																																																																																																																																																																																																																																																																																																																																																																																																																																										
12/11		Sea	(Injured Reserve)										(Inactive)										0	0	--	--	0	0	0	--	--	0	1	24	24.0	24	0	2	21	10.5	16	0	0	0	--	--	0	0																																																																																																																																																																																																																																																																																																																																																																																																																																																																																																																																																																																																																																																																																																																																																																																																																																																																																																																																																																																																																																																																																																																																																																																																																																																																																																																																																																																																																																																																																																																																																																																																																																																																																																																																																																																																																										
12/18	at	Chi	(Injured Reserve)										(Inactive)										(Inactive)										1	2	2.0	2	0	1	-1	-1.0	-1	0	0	0	--	--	0	0	0	--	--	0	0																																																																																																																																																																																																																																																																																																																																																																																																																																																																																																																																																																																																																																																																																																																																																																																																																																																																																																																																																																																																																																																																																																																																																																																																																																																																																																																																																																																																																																																																																																																																																																																																																																																																																																																																																																																																																					
12/24		Min	(Injured Reserve)										(Inactive)										(Inactive)										3	17	5.7	10	0	1	0	0.0	0	0	0	--	--	0	0	0	--	--	0	0																																																																																																																																																																																																																																																																																																																																																																																																																																																																																																																																																																																																																																																																																																																																																																																																																																																																																																																																																																																																																																																																																																																																																																																																																																																																																																																																																																																																																																																																																																																																																																																																																																																																																																																																																																																																																						
1/1	at	Det	(Injured Reserve)										(Inactive)										(Inactive)										(Inactive)										(Inactive)										(Inactive)										(Inactive)										(Inactive)										(Inactive)										(Inactive)										(Inactive)										(Inactive)										(Inactive)										(Inactive)										(Inactive)										(Inactive)										(Inactive)										(Inactive)										(Inactive)										(Inactive)										(Inactive)										(Inactive)										(Inactive)										(Inactive)										(Inactive)										(Inactive)										(Inactive)										(Inactive)										(Inactive)										(Inactive)										(Inactive)										(Inactive)										(Inactive)										(Inactive)										(Inactive)										(Inactive)										(Inactive)										(Inactive)										(Inactive)										(Inactive)										(Inactive)										(Inactive)										(Inactive)										(Inactive)										(Inactive)										(Inactive)										(Inactive)										(Inactive)										(Inactive)										(Inactive)										(Inactive)										(Inactive)										(Inactive)										(Inactive)										(Inactive)										(Inactive)										(Inactive)										(Inactive)										(Inactive)										(Inactive)										(Inactive)										(Inactive)										(Inactive)										(Inactive)										(Inactive)										(Inactive)										(Inactive)										(Inactive)										(Inactive)										(Inactive)										(Inactive)										(Inactive)										(Inactive)										(Inactive)										(Inactive)										(Inactive)										(Inactive)										(Inactive)										(Inactive)										(Inactive)										(Inactive)										(Inactive)										(Inactive)										(Inactive)										(Inactive)										(Inactive)										(Inactive)										(Inactive)										(Inactive)										(Inactive)										(Inactive)										(Inactive)										(Inactive)										(Inactive)										(Inactive)										(Inactive)										(Inactive)										(Inactive)										(Inactive)										(Inactive)										(Inactive)										(Inactive)										(Inactive)										(Inactive)										(Inactive)										(Inactive)										(Inactive)										(Inactive)										(Inactive)										(Inactive)										(Inactive)										(Inactive)										(Inactive)										(Inactive)										(Inactive)										(Inactive)										(Inactive)										(Inactive)										(Inactive)										(Inactive)										(Inactive)										(Inactive)										(Inactive)										(Inactive)										(Inactive)										(Inactive)										(Inactive)										(Inactive)										(Inactive)										(Inactive)										(Inactive)										(Inactive)										(Inactive)										(Inactive)										(Inactive)										(Inactive)										(Inactive)										(Inactive)										(Inactive)										(Inactive)										(Inactive)										(Inactive)										(Inactive)										(Inactive)										(Inactive)										(Inactive)										(Inactive)										(Inactive)										(Inactive)										(Inactive)										(Inactive)										(Inactive)										(Inactive)										(Inactive)										(Inactive)										(Inactive)										(Inactive)										(Inactive)										(Inactive)										(Inactive)										(Inactive)										(Inactive)										(Inactive)										(Inactive)										(Inactive)										(Inactive)										(Inactive)										(Inactive)										(Inactive)										(Inactive)										(Inactive)										(Inactive)										(Inactive)										(Inactive)										(Inactive)										(Inactive)										(Inactive)										(Inactive)										(Inactive)										(Inactive)									

# INDIVIDUAL STATISTICS, DEFENSE

C.Banjo							C.Bradford							K.Brice							M.Burnett							K.Clark							H.Clinton-Dix						
		UT	A	Sk	Int	PD		UT	A	Sk	Int	PD		UT	A	Sk	Int	PD		UT	A	Sk	Int	PD		UT	A	Sk	Int	PD		UT	A	Sk	Int	PD					
9/11	at Jax			(Inactive)				(Practice Squad)						0	0	0-0	0-0	0		9	0	1-8	0-0	0		0	1	0-0	0-0	0		4	1	0-0	0-0	1					
9/18	at Min			(Inactive)				(Practice Squad)						0	0	0-0	0-0	0		1	0	0-0	0-0	1		0	3	0-0	0-0	1		3	2	0-0	0-0	0					
9/25	Det	0	0	0-0	0-0	0		(Practice Squad)						1	0	0-0	0-0	0				(Inactive)				3	2	0-0	0-0	0		6	0	0-0	0-0	0					
10/9	NYG	0	0	0-0	0-0	0		(Practice Squad)						0	0	0-0	0-0	0		5	0	0-0	0-0	1		1	1	0-0	0-0	0		6	0	0-0	0-0	0					
10/16	Dal			(Inactive)				(Practice Squad)						0	0	0-0	0-0	0		6	2	0-0	1-0	2		1	2	0-0	0-0	0		9	0	0-0	0-0	0					
10/20	Chi			(Inactive)				(Practice Squad)						0	0	0-0	0-0	0		2	5	0-0	0-0	1		3	1	0-0	0-0	0		2	1	0-0	0-0	0					
10/30	at Atl			(Injured Reserve)				(Practice Squad)						1	0	0-0	0-0	0		9	0	0-0	0-0	0		0	1	0-0	0-0	0		5	0	0-0	0-0	0					
11/6	Ind			(Not With Team)				(Practice Squad)						1	0	0-0	0-0	0		4	1	1-5	0-0	1		0	0	0-0	0-0	0		2	2	0.5-3	2-20	2					
11/13	at Ten			(Not With Team)				(Practice Squad)						1	0	0-0	0-0	1		4	1	1-13	0-0	0		1	2	0-0	0-0	0		6	1	0-0	0-0	0					
11/20	at Was			(Not With Team)			0	0	0-0	0-0	0		3	0	0-0	0-0	0		4	0	0-0	0-0	2		0	3	0-0	0-0	0		4	0	0-0	0-0	0						
11/28	at Phi			(Not With Team)			1	1	0-0	0-0	0		0	0	0-0	0-0	0		9	1	0-0	0-0	1		0	0	0-0	0-0	0		3	0	0-0	1-12	1						
12/4	Hou			(Not With Team)			0	0	0-0	0-0	0		0	0	0-0	0-0	0		11	0	0-0	0-0	2		1	1	0-0	0-0	0		5	1	0-0	0-0	1						
12/11	Sea			(Not With Team)			0	0	0-0	0-0	0		1	0	0-0	0-0	0		5	2	0-0	1-19	1		3	2	0-0	0-0	0		4	0	0-0	0-0	1						
12/18	at Chi			(Not With Team)				(Not With Team)						1	0	0-0	0-0	0		3	1	0-0	0-0	0		0	0	0-0	0-0	0		4	1	0-0	2-43	2					
12/24	Min			(Not With Team)				(Not With Team)						1	0	0-0	0-0	0		4	0	0-0	0-0	0		0	0	0-0	0-0	0		3	2	0-0	0-0	1					
1/1	at Det																																								
SEASON		0	0	0-0	0-0	0		1	1	0-0	0-0	0		10	0	0-0	0-0	1		76	13	3-26	2-19	12		13	19	0-0	0-0	1		66	11	0.5-3	5-75	9					
CAREER		16	3	0-0	0-0	2		1	1	0-0	0-0	0		10	0	0-0	0-0	1		499	154	7.5-67	9-52	61		13	19	0-0	0-0	1		236	53	4.5-17	8-86	24					

M.Daniels							M.Dorleant					J.Elliott					M.Evans					K.Fackrell					D.Goodson					
		UT	A	Sk	Int	PD	UT	A	Sk	Int	PD	UT	A	Sk	Int	PD	UT	A	Sk	Int	PD	UT	A	Sk	Int	PD	UT	A	Sk	Int	PD	
9/11	at Jax	1	1	0-0	0-0	0											0	0	0	0	0-0	0	0	0	0	0-0	0					
9/18	at Min	4	1	1-9	0-0	0											0	0	0	0	0-0	0	1	0	0-0	0-0	0					
9/25	Det	1	0	0-0	0-0	0						2	0	0-0	0-0	0	0	0	0	0-0	0-0	0	1	0	1-9	0-0	0					
10/9	NYG	1	1	0-0	0-0	1						0	0	0-0	0-0	0	0	0	0	0-0	0-0	0	3	0	1-6	0-0	0					
10/16	Dal	1	1	0-0	0-0	0						0	2	0-0	0-0	0	0	0	0	0-0	0-0	0	0	0	0-0	0-0	0	2	0	0-0	0-0	1
10/20	Chi	2	2	0-0	0-0	0						0	0	0-0	0-0	0	0	0	0	0-0	0-0	0	0	0	0-0	0-0	0	3	2	0-0	0-0	0
10/30	at Atl	1	0	1-9	0-0	0						1	0	0-0	0-0	0	0	0	0	0-0	0-0	0	0	0	0-0	0-0	0	5	1	0-0	0-0	1
11/6	Ind	2	1	0-0	0-0	0						0	0	0-0	0-0	0	0	0	0	0-0	0-0	0	3	0	0-0	0-0	1	0	0	0-0	0-0	0
11/13	at Ten	0	2	0-0	0-0	0						2	0	0-0	0-0	0	0	0	0	0-0	0-0	0	1	0	0-0	0-0	0	1	0	0-0	0-0	0
11/20	at Was	3	3	0-0	0-0	0											0	0	0	0-0	0-0	0	0	0	0-0	0-0	0	0	0	0-0	0-0	0
11/28	at Phi	2	0	1-14	0-0	0						1	0	0-0	0-0	0	0	0	0	0-0	0-0	0										
12/4	Hou	1	0	0-0	0-0	0						0	0	0-0	0-0	0	0	0	0	0-0	0-0	0										
12/11	Sea	3	1	0-0	0-0	0	0	0	0-0	0-0	0	4	1	1-8	0-0	0	0	0	0	0-0	0-0	0										
12/18	at Chi	3	2	0-0	0-0	0	0	0	0-0	0-0	0	0	0	0-0	0-0	0	0	0	0	0-0	0-0	0	0	0	0-0	0-0	0					
12/24	Min	1	0	1-9	0-0	0	0	0	0-0	0-0	0						0	0	0	0-0	0-0	0	0	0	0-0	0-0	0					
1/1	at Det																															
SEASON		26	15	4-41	0-0	1	0	0	0-0	0-0	0	10	3	1-8	0-0	0	0	0	0-0	0-0	0	9	0	2-15	0-0	1	11	3	0-0	0-0	2	
CAREER		141	91	22-162.5	1-6	4	0	0	0-0	0-0	0	27	6	4-32	1-0	2	0	0	0-0	0-0	0	9	0	2-15	0-0	1	15	4	0-0	0-0	3	

L.Guion							L.Gunter						J.Hawkins					M.Hyde					D.Jones					D.Lowry						
		UT	A	Sk	Int	PD	UT	A	Sk	Int	PD	UT	A	Sk	Int	PD	UT	A	Sk	Int	PD	UT	A	Sk	Int	PD	UT	A	Sk	Int	PD			
9/11	at Jax	2	2	0-0	0-0	0	1	1	0-0	0-0	0	0	0	(Inactive)			1	0	0	0-0	0-0	0	0	0	0-0	0-0	0	0	0	0-0	0-0	0		
9/18	at Min	2	0	0-0	0-0	0	5	0	0-0	0-0	0			(Inactive)			1	2	0-0	0-0	0	2	1	0-0	0-0	0	0	0	0-0	0-0	0			
9/25	Det			(Inactive)			3	0	0-0	0-0	1		0	0	0-0	0-0	1			10	0	0-0	0-0	1			(Inactive)			2	0	0-0	0-0	0
10/9	NYG	0	2	0-0	0-0	1	0	1	0-0	0-0	1		0	0	0-0	0-0	0		7	3	1-6	0-0	0	1	1	0-0	0-0	0	0	1	0-0	0-0	0	
10/16	Dal	1	1	0-0	0-0	0	2	2	0-0	0-0	0		0	0	0-0	0-0	0		2	0	0-0	0-0	0	4	1	0-0	0-0	0	0	0	0-0	0-0	0	
10/20	Chi	1	1	0-0	0-0	0	3	0	0-0	0-0	2		0	0	0-0	0-0	0		2	1	0-0	0-0	1	0	0	0-0	0-0	1	0	0	0-0	0-0	0	
10/30	at Atl	2	2	0-0	0-0	0	5	0	0-0	0-0	2		0	0	0-0	0-0	0		2	0	0-0	0-0	0	0	1	0-0	0-0	0	0	0	0-0	0-0	0	
11/6	Ind	2	1	0-0	0-0	0	7	0	0-0	0-0	0		0	0	0-0	0-0	0		3	0	0-0	0-0	0	0	0	0-0	0-0	1	0	1	0-0	0-0	0	
11/13	at Ten	0	2	0-0	0-0	0	2	1	0-0	0-0	1		0	0	0-0	0-0	0		3	2	0-0	0-0	0	2	0	0-0	0-0	0	1	0	0-0	0-0	0	
11/20	at Was	1	3	0-0	0-0	0	6	2	0-0	0-0	1		0	0	0-0	0-0	0		2	1	0-0	0-0	0	2	0	0-0	0-0	0	0	0	0-0	0-0	0	
11/28	at Phi	3	3	0-0	0-0	0	4	0	0-0	0-0	1		0	0	0-0	0-0	0		1	0	0-0	0-0	0	0	0	0-0	0-0	0			(Did Not Play)			
12/4	Hou	3	3	0-0	0-0	0	3	1	0-0	0-0	2		0	0	0-0	0-0	0		4	1	0-0	0-0	1	5	1	0-0	0-0	0	1	0	1-8	0-0	1	
12/11	Sea	2	1	0-0	0-0	0	0	1	0-0	0-0	2		0	0	0-0	0-0	0		2	1	0-0	1-11	1	1	2	1-3	0-0	0	2	2	1-11	0-0	0	
12/18	at Chi	4	2	0-0	0-0	0	3	0	0-0	0-0	0			(Inactive)			2	0	0-0	1-0	3	0	2	0-0	0-0	0	0	0	2	0-0	0-0	0		
12/24	Min	0	1	0-0	0-0	0	2	0	0-0	0-0	0			(Inactive)			2	1	0-0	0-0	2	0	0	0-0	0-0	0	0	0	0	0-0	0-0	0		
1/1	at Det													(Inactive)																				
SEASON		23	24	0-0	0-0	1	46	9	0-0	0-0	13		0	0	0-0	0-0	1		44	12	1-6	2-11	9	17	9	1-3	0-0	2		6	6	2-19	0-0	1
CAREER		133	146	8.5-47	0-0	5	46	9	0-0	0-0	13		0	0	0-0	0-0	1		174	43	4-26	7-56	32	59	41	9-58	1-18	7		6	6	2-19	0-0	1

## INDIVIDUAL STATISTICS, DEFENSE

B.Martinez							C.Matthews					M.Pennel					J.Peppers					N.Perry					D.Randall					
		UT	A	Sk	Int	PD	UT	A	Sk	Int	PD	UT	A	Sk	Int	PD	UT	A	Sk	Int	PD	UT	A	Sk	Int	PD	UT	A	Sk	Int	PD	
9/11	at Jax	5	4	0-0	0-0	0	3	1	1-10	0-0	0						(Reserve/Suspended)	0	1	0-0	0-0	0	3	0	1-2	0-0	0	5	2	0-0	0-0	2
9/18	at Min	5	1	0-0	0-0	1	3	0	1-7	0-0	0						(Reserve/Suspended)	2	0	1.5-11.5	0-0	0	1	4	0.5-4.5	0-0	0	2	0	0-0	0-0	0
9/25	Det	5	0	0-0	0-0	0			(Inactive)								(Reserve/Suspended)	1	1	0-0	0-0	0	8	1	2-8	0-0	1	2	0	0-0	1-44	1
10/9	NYG	2	1	0-0	0-0	0	3	0	1-3	0-0	0						(Reserve/Suspended)	1	0	0-0	0-0	1	3	1	1-6	0-0	0			(Inactive)		
10/16	Dal	3	3	0-0	0-0	0	1	1	0-0	0-0	0	1	1	0-0	0-0	0	1	1	1-4	0-0	0	4	1	0-0	0-0	0	2	0	0-0	0-0	0	
10/20	Chi	2	2	0-0	1-4	1	3	1	0-0	0-0	0	0	2	0-0	0-0	1	0	0	0-0	0-0	1	5	1	1-10	1-0	1			(Inactive)			
10/30	at Atl	4	1	0-0	0-0	1			(Inactive)			0	1	0-0	0-0	0	1	0	1-2	0-0	0	1	2	0-0	0-0	1			(Inactive)			
11/6	Ind	5	1	0-0	0-0	1			(Inactive)			0	0	0-0	0-0	0	2	0	0-0	0-0	0	0	3	0.5-3	0-0	0			(Inactive)			
11/13	at Ten	9	1	0-0	0-0	0			(Inactive)			0	1	0-0	0-0	0	0	0	0-0	0-0	0	4	1	0-0	0-0	0			(Inactive)			
11/20	at Was	3	1	0-0	0-0	1	0	0	0-0	0-0	0	0	0	0-0	0-0	0	2	0	1-4	0-0	1	4	2	1-7	0-0	0			(Inactive)			
11/28	at Phi			(Inactive)			4	1	1-10	0-0	0	0	1	0-0	0-0	0	2	0	1-8	0-0	0	4	0	1-11	0-0	1	5	1	0-0	0-0	1	
12/4	Hou			(Inactive)			0	0	0-0	0-0	0	1	0	0-0	0-0	0	5	2	1-10	0-0	0	3	1	0-0	0-0	0	0	1	0-0	0-0	0	
12/11	Sea			(Inactive)			1	1	0-0	0-0	0						(Reserve/Suspended)	1	2	0-0	0-0	0						(Inactive)				
12/18	at Chi	0	1	0-0	0-0	0	0	0	0-0	0-0	0						(Reserve/Suspended)	3	1	1-8	0-0	0						(Inactive)				
12/24	Min	0	0	0-0	0-0	0	1	0	1-5	0-0	2						(Reserve/Suspended)	1	0	0-0	0-0	0	2	0	2-15	0-0	0	3	0	0-0	0-0	2
1/1	at Det																															
SEASON		43	16	0-0	1-4	5	19	5	5-35	0-0	2	2	6	0-0	0-0	1	22	8	7.5-47.5	0-0	3	42	17	10-66.5	1-0	4	26	5	0-0	3-91	9	
CAREER		43	16	0-0	1-4	5	349	148	725-453	6-191	37	31	30	1-0	0-0	1	600	237	143.5-873.5	11-293	66	126	63	22.5-166	1-0	8	76	14	0-0	6-138	25	

C.Ringo							Q.Rollins						J.Ryan						S.Shields						J.Thomas						J.Tripp						
		UT	A	Sk	Int	PD		UT	A	Sk	Int	PD		UT	A	Sk	Int	PD		UT	A	Sk	Int	PD		UT	A	Sk	Int	PD		UT	A	Sk	Int	PD	
9/11	at	Jax	1	0	0-0	0-0	0		1	1	0-0	0-0	2		4	4	0-0	0-0	1		4	1	0-0	0-0	0		2	1	0-0	1-9	1						
9/18	at	Min	0	0	0-0	0-0	0		0	1	0-0	0-0	0		6	3	0-0	0-0	1							5	0	0-0	0-0	0							
9/25		Det	0	3	0-0	0-0	0		0	1	0-0	0-0	0		5	3	0-0	0-0	0							3	0	0-0	0-0	2							
10/9		NYG			(Inactive)			3	1	0-0	0-0	2		5	1	0-0	0-0	0								1	1	0-0	0-0	1							
10/16		Dal			(Inactive)									4	2	0-0	0-0	0								0	0	0-0	0-0	0							
10/20		Chi	0	0	0-0	0-0	0							3	2	0-0	0-0	0								0	0	0-0	0-0	0							
10/30	at	Atl	0	0	0-0	0-0	0							10	0	0-0	0-0	0								4	1	0-0	0-0	0							
11/6		Ind			(Inactive)			2	0	0-0	0-0	0		8	1	0-0	0-0	1								3	0	0-0	0-0	0							
11/13	at	Ten			(Inactive)			1	0	0-0	0-0	0		0	0	0-0	0-0	0								4	3	0-0	0-0	0							
11/20	at	Was			(Inactive)			4	1	0-0	0-0	0														4	4	0-0	0-0	0							
11/28	at	Phi			(Inactive)			3	0	0-0	0-0	1														4	1	0-0	0-0	0							
12/4		Hou			(Inactive)			4	1	0-0	0-0	2		2	2	0-0	0-0	0								6	1	0-0	0-0	1							
12/11		Sea	2	1	0-0	0-0	0		7	0	0-0	1-0	2		0	3	0-0	0-0	0							10	0	0-0	0-0	0							
12/18	at	Chi	0	0	0-0	0-0	0		6	0	0-0	0-0	2		6	2	0-0	0-0	0							8	2	0-0	0-0	1							
12/24		Min	0	0	0-0	0-0	0		3	0	0-0	0-0	0		1	0	0-0	0-0	0							6	0	0-0	0-0	1		0	0	0-0	0-0	0	
1/1	at	Det																																			
SEASON			3	4	0-0	0-0	0		34	6	0-0	1-0	11		54	23	0-0	0-0	3		4	1	0-0	0-0	0		60	14	0-0	1-9	7		0	0	0-0	0-0	0
CAREER			3	4	0-0	0-0	0		59	16	1-11	3-48	20		86	38	0-0	0-0	3		209	47	1-8	18-180	90		76	22	1-2	1-9	9		7	2	0.5-4.5	0-0	0

## DEFENSIVE FUMBLE STATISTICS

### FORCED FUMBLES (8)

L.Gunter - (2) at Minnesota, Sept. 18 (A.Thielen); vs. Houston, Dec. 4 (R.Griffin)  
J.Peppers - (2) vs. Dallas, Oct. 16 (D.Prescott); at Chicago, Dec. 18 (M.Barkley)  
H.Clinton-Dix - (1) at Jacksonville, Sept. 11 (A.Robinson)  
K.Fackrell - (1) vs. N.Y. Giants, Oct. 9 (E.Manning)  
C.Ringo - (1) vs. Seattle, Dec. 11 (A.Collins)  
C.Matthews - (1) vs. Minnesota, Dec. 24 (S.Bradford)

### FUMBLE RECOVERIES (7)

K.Clark - (2) vs. N.Y. Giants, Oct. 9 (E.Manning); vs. Minnesota, Dec. 24 (N.Easton)  
J.Thomas - (1) vs. Dallas, Oct. 16 (D.Prescott)  
M.Burnett - (1) vs. Houston, Dec. 4 (R.Griffin)  
K.Brice - (1) vs. Seattle, Dec. 11 (A.Collins)  
J.Peppers - (1) at Chicago, Dec. 18 (M.Barkley)  
M.Daniels - (1) vs. Minnesota, Dec. 24 (S.Bradford)



## INDIVIDUAL STATISTICS, DEFENSE

### QUARTERBACK SACKS (38-280)

9/11	at	Jacksonville:	(3-20)	M.Burnett 1-8, C.Matthews 1-10, N.Perry 1-2.
9/18	at	Minnesota:	(4-32)	J.Peppers 1.5-11.5, M.Daniels 1-9, C.Matthews 1-7, N.Perry 0.5-4.5.
9/25		Detroit:	(3-17)	N.Perry 2-8, K.Fackrell 1-9.
10/9		N.Y. Giants:	(4-21)	K.Fackrell 1-6, M.Hyde 1-6, C.Matthews 1-3, N.Perry 1-6.
10/16		Dallas:	(2-14)	J.Peppers 1-4, Team 1-10.
10/20		Chicago:	(1-10)	N.Perry 1-10.
10/30	at	Atlanta:	(2-11)	M.Daniels 1-9, J.Peppers 1-2.
11/6		Indianapolis:	(2-11)	M.Burnett 1-5, H.Clinton-Dix 0.5-3, N.Perry 0.5-3.
11/13	at	Tennessee:	(1-13)	M.Burnett 1-13.
11/20	at	Washington:	(2-11)	J.Peppers 1-4, N.Perry 1-7.
11/28	at	Philadelphia:	(4-43)	M.Daniels 1-14, C.Matthews 1-10, J.Peppers 1-8, N.Perry 1-11.
12/4		Houston:	(2-18)	D.Lowry 1-8, J.Peppers 1-10.
12/11		Seattle:	(3-22)	J.Elliott 1-8, D.Jones 1-3, D.Lowry 1-11.
12/18	at	Chicago:	(1-8)	J.Peppers 1-8.
12/24		Minnesota:	(4-29)	N.Perry 2-15, M.Daniels 1-9, C.Matthews 1-5.
1/1	at	Detroit:		

**SEASON TOTALS: (38-280) N.Perry 10-66.5, J.Peppers 7.5-47.5, C.Matthews 5-35, M.Daniels 4-41, M.Burnett 3-26, K.Fackrell 2-15, D.Lowry 2-19, J.Elliott 1-8, M.Hyde 1-6, D.Jones 1-3, H.Clinton-Dix 0.5-3, Team 1-10.**

### QUARTERBACK HITS (90)

9/11	at	Jacksonville:	(7)	N.Perry 4, M.Daniels 1, D.Jones 1, C.Matthews 1.
9/18	at	Minnesota:	(12)	M.Daniels 4, J.Peppers 4, C.Matthews 2, N.Perry 2.
9/25		Detroit:	(4)	M.Daniels 2, M.Hyde 1, N.Perry 1.
10/9		N.Y. Giants:	(7)	C.Matthews 3, N.Perry 3, K.Fackrell 1.
10/16		Dallas:	(2)	L.Guion 1, D.Jones 1.
10/20		Chicago:	(9)	C.Matthews 3, D.Jones 2, J.Peppers 2, M.Daniels 1, D.Lowry 1.
10/30	at	Atlanta:	(3)	M.Daniels 2, D.Jones 1.
11/6		Indianapolis:	(8)	M.Daniels 2, M.Hyde 2, B.Martinez 1, M.Pennel 1, J.Peppers 1, J.Ryan 1.
11/13	at	Tennessee:	(3)	N.Perry 2, B.Martinez 1.
11/20	at	Washington:	(3)	K.Clark 1, C.Matthews 1, N.Perry 1.
11/28	at	Philadelphia:	(5)	J.Thomas 2, D.Jones 1, C.Matthews 1, J.Peppers 1.
12/4		Houston:	(7)	J.Ryan 2, M.Burnett 1, M.Daniels 1, D.Jones 1, D.Lowry 1, J.Peppers 1.
12/11		Seattle:	(11)	D.Jones 5, L.Guion 2, M.Burnett 1, M.Daniels 1, D.Lowry 1, C.Matthews 1.
12/18	at	Chicago:	(4)	D.Jones 2, J.Peppers 1, J.Ryan 1.
12/24		Minnesota:	(5)	K.Clark 2, D.Jones 1, C.Matthews 1, J.Peppers 1.
1/1	at	Detroit:		

**SEASON TOTALS: (90) D.Jones 15, M.Daniels 14, C.Matthews 13, N.Perry 13, J.Peppers 11, J.Ryan 4, K.Clark 3, L.Guion 3, M.Hyde 3, D.Lowry 3, M.Burnett 2, B.Martinez 2, J.Thomas 2, K.Fackrell 1, M.Pennel 1.**

### PASSES DEFENSED (99)

9/11	at	Jacksonville:	(7)	D.Randall 2, Q.Rollins 2, H.Clinton-Dix 1, J.Ryan 1, J.Thomas 1.
9/18	at	Minnesota:	(4)	M.Burnett 1, K.Clark 1, B.Martinez 1, J.Ryan 1.
9/25		Detroit:	(7)	J.Thomas 2, L.Gunter 1, J.Hawkins 1, M.Hyde 1, N.Perry 1, D.Randall 1.
10/9		N.Y. Giants:	(8)	Q.Rollins 2, M.Burnett 1, M.Daniels 1, L.Guion 1, L.Gunter 1, J.Peppers 1, J.Thomas 1.
10/16		Dallas:	(3)	M.Burnett 2, D.Goodson 1.
10/20		Chicago:	(9)	L.Gunter 2, M.Burnett 1, M.Hyde 1, D.Jones 1, B.Martinez 1, M.Pennel 1, J.Peppers 1, N.Perry 1.
10/30	at	Atlanta:	(5)	L.Gunter 2, D.Goodson 1, B.Martinez 1, N.Perry 1.
11/6		Indianapolis:	(7)	H.Clinton-Dix 2, M.Burnett 1, K.Fackrell 1, D.Jones 1, B.Martinez 1, J.Ryan 1.
11/13	at	Tennessee:	(2)	K.Brice 1, L.Gunter 1.
11/20	at	Washington:	(5)	M.Burnett 2, L.Gunter 1, B.Martinez 1, J.Peppers 1.
11/28	at	Philadelphia:	(6)	M.Burnett 1, H.Clinton-Dix 1, D.Gunter 1, N.Perry 1, D.Randall 1, Q.Rollins 1.
12/4		Houston:	(10)	M.Burnett 2, L.Gunter 2, Q.Rollins 2, H.Clinton-Dix 1, M.Hyde 1, D.Lowry 1, J.Thomas 1.
12/11		Seattle:	(9)	L.Gunter 2, D.Randall 2, Q.Rollins 2, M.Burnett 1, H.Clinton-Dix 1, M.Hyde 1.
12/18	at	Chicago:	(9)	M.Hyde 3, H.Clinton-Dix 2, Q.Rollins 2, D.Randall 1, J.Thomas 1.
12/24		Minnesota:	(8)	M.Hyde 2, C.Matthews 2, D.Randall 2, H.Clinton-Dix 1, J.Thomas 1.
1/1	at	Detroit:		

**SEASON TOTALS: (99) L.Gunter 13, M.Burnett 12, Q.Rollins 11, H.Clinton-Dix 9, M.Hyde 9, D.Randall 9, J.Thomas 7, B.Martinez 5, N.Perry 4, J.Peppers 3, J.Ryan 3, D.Goodson 2, D.Jones 2, C.Matthews 2, K.Brice 1, K.Clark 1, M.Daniels 1, K.Fackrell 1, L.Guion 1, J.Hawkins 1, D.Lowry 1, M.Pennel 1.**

INDIVIDUAL STATISTICS, SPECIAL TEAMS

PUNTING										
J.Schum										
		No	Yds	Avg	TB	In20	Lg	Bk	Net	
9/11	at Jax	4	184	46.0	0	0	56	0	42.5	
9/18	at Min	5	193	38.6	0	1	44	0	38.6	
9/25	Det	2	83	41.5	0	1	43	0	33.5	
10/9	NYG	4	146	36.5	0	0	42	0	35.0	
10/16	Dal	1	47	47.0	0	1	47	0	47.0	
10/20	Chi	1	46	46.0	0	0	46	0	46.0	
10/30	at Atl	3	163	54.3	1	0	58	0	38.3	
11/6	Ind	4	193	48.3	0	2	65	0	47.5	
11/13	at Ten	4	202	50.5	1	1	57	0	39.8	
11/20	at Was	3	138	46.0	0	1	58	0	43.3	
11/28	at Phi	1	43	43.0	0	1	43	0	43.0	
12/4	Hou	5	215	43.0	1	3	48	0	35.8	
12/11	Sea	4	154	38.5	0	3	49	0	38.5	
12/18	at Chi	4	168	42.0	0	0	52	0	37.8	
12/24	Min	6	259	43.2	1	2	49	0	36.5	
1/1	at Det									
SEASON		51	2234	43.8	4	16	65	0	39.3	
CAREER		107	4582	42.8	8	31	65	0	38.6	

KICKING										
M.Crosby										
Kickoffs										
		FG	PAT	Pts	No. Ret	TB	Pct	OB		
9/11	at Jax	2/2	3/3	9	2	4	66.7	0		
9/18	at Min	0/0	2/2	2	2	1	33.3	0		
9/25	Det	2/2	4/4	10	4	3	42.9	0		
10/9	NYG	3/3	2/2	11	4	1	20.0	0		
10/16	Dal	3/3	1/1	10	1	3	75.0	0		
10/20	Chi	2/3	2/3	8	2	4	66.7	0		
10/30	at Atl	1/1	3/3	6	1	4	80.0	0		
11/6	Ind	2/3	2/2	8	2	4	66.7	0		
11/13	at Ten	2/2	1/2	7	1	4	80.0	1		
11/20	at Was	1/2	3/3	6	2	3	60.0	0		
11/28	at Phi	2/2	3/3	9	3	3	50.0	0		
12/4	Hou	0/0	3/3	3	3	1	25.0	0		
12/11	Sea	1/2	5/5	8	5	2	40.0	0		
12/18	at Chi	3/3	3/3	12	4	2	33.3	0		
12/24	Min	1/1	5/5	8	2	5	71.4	0		
1/1	at Det									
SEASON		25/29	42/44	117	38	44	53.7	1		
CAREER		261/325	479/485	1262	579	270	31.3	16		

ADDITIONAL KICKOFFS:

ONSIDE KICK RECOVERIES

OWN KICKS (0/2)  
Failed - J.Witten vs. Dal (Oct. 16).  
Failed - Out of bounds at Ten (Nov. 13).

OPPONENT KICKS (1/4)  
Failed - J.Thomas at Ten (Nov. 13).  
Failed - D.Adams vs. Hou (Dec. 4).  
Failed - R.Rodgers vs. Sea (Dec. 11).  
Success - J.Kearse vs. Min (Dec. 24).

BLOCKED KICKS

PACKERS (0)

BLOCKED PUNTS

BLOCKED FIELD GOALS

BLOCKED PATs

OPPONENTS (1)

(1) vs. Chicago, Oct. 20 (A.Hicks)

KICKOFF RETURNS							J.Janis				
T.Montgomery							J.Janis				
		No	Yds	Avg	Lg	TD	No	Yds	Avg	Lg	TD
9/11	at Jax	1	14	14.0	14	0	0	0	--	--	0
9/18	at Min	1	21	21.0	21	0	0	0	--	--	0
9/25	Det	1	24	24.0	24	0	0	0	--	--	0
10/9	NYG	1	24	24.0	24	0	1	18	18.0	18	0
10/16	Dal	2	64	32.0	40	0	0	0	--	--	0
10/20	Chi	0	0	--	--	0	1	17	17.0	17	0
10/30	at Atl	(Inactive)					0	0	--	--	0
11/6	Ind	0	0	--	--	0	0	0	--	--	0
11/13	at Ten	1	23	23.0	23	0	1	28	28.0	28	0
11/20	at Was	2	25	12.5	14	0	1	7	7.0	7	0
11/28	at Phi	1	18	18.0	18	0	0	0	--	--	0
12/4	Hou	1	39	39.0	39	0	1	28	28.0	28	0
12/11	Sea	2	36	18.0	20	0	0	0	--	--	0
12/18	at Chi	4	57	14.3	17	0	1	21	21.0	21	0
12/24	Min	1	21	21.0	21	0	0	0	--	--	0
1/1	at Det										
SEASON		18	366	20.3	40	0	6	119	19.8	28	0
CAREER		25	584	23.4	46	0	20	525	26.3	70	0

ADDITIONAL KICKOFF RETURNS: K.Davis 1-18 vs. Chi (Oct. 20); T.Davis 3-64 vs. Ind (Nov. 6); C.Michael 3-64 vs. Min (Dec. 24); R.Rodgers 1-0 at Was (Nov. 20).

PUNT RETURNS								T.Davis					
R.Cobb													
	No	Yds	Avg	FC	Lg	TD		No	Yds	Avg	FC	Lg	TD
9/11 at Jax	0	0	--	0	--	0				(Inactive)			
9/18 at Min	0	0	--	0	--	0		0	0	--	1	--	0
9/25 Det	0	0	--	0	--	0		1	1	1.0	1	1	0
10/9 NYG	0	0	--	0	--	0		1	3	3.0	2	3	0
10/16 Dal	0	0	--	0	--	0		1	25	25.0	1	25	0
10/20 Chi	0	0	--	0	--	0		1	6	6.0	4	6	0
10/30 at Atl	0	0	--	0	--	0		2	60	30.0	0	55	0
11/6 Ind	0	0	--	0	--	0		1	8	8.0	2	8	0
11/13 at Ten	0	0	--	0	--	0		2	12	6.0	0	12	0
11/20 at Was	1	10	10.0	1	10	0		0	0	--	0	--	0
11/28 at Phi	1	0	0.0	0	0	0		0	0	--	0	--	0
12/4 Hou	2	44	22.0	1	23	0				(Inactive)			
12/11 Sea	0	0	--	2	--	0				(Inactive)			
12/18 at Chi	0	0	--	0	--	0				(Inactive)			
12/24 Min			(Inactive)							(Did Not Play)			
1/1 at Det													
SEASON	4	54	13.5	4	23	0		9	115	12.8	11	55	0
CAREER	82	786	9.6	61	80t	2		9	115	12.8	11	55	0

**ADDITIONAL PUNT RETURNS:** M.Evans 1-0 vs. Hou (Dec. 4); M.Hyde 1-2 at Ten (Nov. 13), 1-0 vs. Sea (Dec. 11), 1-2 at Chi (Dec. 18), 4-40 vs. Min (Dec. 24); D.Randall 1-2 at Min (Sept. 18).

SPECIAL TEAMS FUMBLE STATISTICS

FORCED FUMBLES (0)

FUMBLE RECOVERIES (0)

# DRIVE STATISTICS

## PACKERS SCORING DRIVES (game-by-game)

Date	Opponent	Plays	Yards	Time	Result	Qtr	Scoring Play	Quarterback
9/11	at Jacksonville	6	29	3:05	TD	1	A.Rodgers 6 run	A.Rodgers
9/11	at Jacksonville	9	75	4:43	TD	2	A.Rodgers 6 pass to J.Nelson	A.Rodgers
9/11	at Jacksonville	5	75	0:56	TD	2	A.Rodgers 29 pass to D.Adams	A.Rodgers
9/11	at Jacksonville	13	68	4:48	FG	3	M.Crosby 25 field goal	A.Rodgers
9/11	at Jacksonville	16	73	9:14	FG	4	M.Crosby 20 field goal	A.Rodgers
9/18	at Minnesota	5	52	3:08	TD	1	A.Rodgers 1 pass to J.Nelson	A.Rodgers
9/18	at Minnesota	10	75	4:30	TD	4	A.Rodgers 10 run	A.Rodgers
9/25	vs. Detroit	8	75	3:38	TD	1	A.Rodgers 14 pass to D.Adams	A.Rodgers
9/25	vs. Detroit	4	60	1:44	TD	1	A.Rodgers 8 pass to J.Nelson	A.Rodgers
9/25	vs. Detroit	2	67	0:47	TD	2	A.Rodgers 2 pass to R.Rodgers	A.Rodgers
9/25	vs. Detroit	4	7	0:59	FG	2	M.Crosby 36 field goal	A.Rodgers
9/25	vs. Detroit	7	67	3:53	TD	2	A.Rodgers 17 pass to J.Nelson	A.Rodgers
9/25	vs. Detroit	9	47	5:09	FG	3	M.Crosby 46 field goal	A.Rodgers
10/9	vs. N.Y. Giants	16	75	8:42	TD	1	A.Rodgers 2 pass to J.Nelson	A.Rodgers
10/9	vs. N.Y. Giants	5	80	2:20	TD	2	A.Rodgers 29 pass to D.Adams	A.Rodgers
10/9	vs. N.Y. Giants	4	5	1:15	FG	2	M.Crosby 44 field goal	A.Rodgers
10/9	vs. N.Y. Giants	9	65	4:46	FG	4	M.Crosby 33 field goal	A.Rodgers
10/9	vs. N.Y. Giants	13	73	6:22	FG	4	M.Crosby 25 field goal	A.Rodgers
10/16	vs. Dallas	9	56	4:52	FG	1	M.Crosby 37 field goal	A.Rodgers
10/16	vs. Dallas	9	45	4:08	FG	2	M.Crosby 43 field goal	A.Rodgers
10/16	vs. Dallas	4	0	0:32	FG	4	M.Crosby 34 field goal	A.Rodgers
10/16	vs. Dallas	9	75	3:33	TD	4	A.Rodgers 6 pass to R.Cobb	A.Rodgers
10/20	vs. Chicago	13	53	5:19	FG	1	M.Crosby 32 field goal	A.Rodgers
10/20	vs. Chicago	10	53	1:39	FG	2	M.Crosby 40 field goal	A.Rodgers
10/20	vs. Chicago	13	85	5:19	TD	3	A.Rodgers 5 pass to D.Adams	A.Rodgers
10/20	vs. Chicago	8	88	4:40	TD	4	A.Rodgers 4 pass to D.Adams	A.Rodgers
10/20	vs. Chicago	13	74	8:33	TD	4	A.Rodgers 2 pass to R.Cobb	A.Rodgers
10/30	at Atlanta	6	75	3:33	TD	1	A.Rodgers 5 pass to J.Nelson	A.Rodgers
10/30	at Atlanta	14	75	7:35	TD	2	A.Rodgers 4 pass to G.Allison	A.Rodgers
10/30	at Atlanta	4	15	1:24	TD	2	A.Rodgers 9 pass to T.Davis	A.Rodgers
10/30	at Atlanta	4	64	0:27	FG	2	M.Crosby 29 field goal	A.Rodgers
10/30	at Atlanta	13	86	8:33	TD	4	A.Rodgers 7 pass to J.Janis	A.Rodgers
11/6	vs. Indianapolis	9	53	4:01	FG	1	M.Crosby 34 field goal	A.Rodgers
11/6	vs. Indianapolis	4	47	1:25	TD	1	A.Rodgers 26 pass to J.Nelson	A.Rodgers
11/6	vs. Indianapolis	10	65	5:38	FG	3	M.Crosby 27 field goal	A.Rodgers
11/6	vs. Indianapolis	6	75	1:55	TD	4	A.Rodgers 2 pass to D.Adams	A.Rodgers
11/6	vs. Indianapolis	7	80	1:59	TD	4	A.Rodgers 3 pass to R.Cobb	A.Rodgers
11/13	at Tennessee	9	75	4:19	TD	2	A.Rodgers 1 pass to J.Nelson	A.Rodgers
11/13	at Tennessee	8	64	4:50	FG	2	M.Crosby 29 field goal	A.Rodgers
11/13	at Tennessee	6	75	1:12	TD	2	A.Rodgers 13 pass to J.Starks	A.Rodgers
11/13	at Tennessee	10	78	4:12	TD	3	A.Rodgers 20 run	A.Rodgers
11/13	at Tennessee	11	46	5:30	FG	3	M.Crosby 38 field goal	A.Rodgers
11/20	at Washington	17	75	8:29	TD	2	A.Rodgers 13 pass to J.Nelson	A.Rodgers
11/20	at Washington	9	38	5:22	FG	2	M.Crosby 36 field goal	A.Rodgers
11/20	at Washington	6	75	2:09	TD	4	A.Rodgers 31 pass to J.Starks	A.Rodgers
11/20	at Washington	8	82	4:21	TD	4	A.Rodgers 6 pass to J.Cook	A.Rodgers
11/28	at Philadelphia	10	75	5:09	TD	1	A.Rodgers 12 pass to D.Adams	A.Rodgers
11/28	at Philadelphia	9	75	3:47	TD	2	A.Rodgers 20 pass to D.Adams	A.Rodgers
11/28	at Philadelphia	5	57	2:32	FG	3	M.Crosby 33 field goal	A.Rodgers
11/28	at Philadelphia	13	75	6:28	TD	4	A.Ripkowski 1 run	A.Rodgers
11/28	at Philadelphia	17	78	8:21	FG	4	M.Crosby 32 field goal	A.Rodgers
12/4	vs. Houston	10	50	5:58	TD	2	A.Rodgers 9 pass to R.Cobb	A.Rodgers
12/4	vs. Houston	12	98	5:20	TD	4	A.Rodgers 32 pass to J.Nelson	A.Rodgers
12/4	vs. Houston	8	89	4:41	TD	4	A.Ripkowski 3 run	A.Rodgers
12/11	vs. Seattle	3	75	1:30	TD	1	A.Rodgers 66 pass to D.Adams	A.Rodgers
12/11	vs. Seattle	4	26	2:17	TD	2	T.Montgomery 1 run	A.Rodgers
12/11	vs. Seattle	5	48	2:44	TD	2	A.Rodgers 9 pass to J.Nelson	A.Rodgers
12/11	vs. Seattle	7	32	3:16	TD	3	A.Rodgers 3 pass to J.Nelson	A.Rodgers
12/11	vs. Seattle	5	19	1:15	FG	4	M.Crosby 38 field goal	B.Hundley
12/11	vs. Seattle	1	19	0:07	TD	4	J.Janis 19 run	B.Hundley
12/18	at Chicago	9	73	5:03	TD	1	T.Montgomery 4 run	A.Rodgers
12/18	at Chicago	9	69	0:32	FG	2	M.Crosby 34 field goal	A.Rodgers
12/18	at Chicago	6	16	3:43	FG	3	M.Crosby 18 field goal	A.Rodgers
12/18	at Chicago	7	58	4:35	TD	3	T.Montgomery 3 run	A.Rodgers
12/18	at Chicago	2	45	0:52	TD	3	C.Michael 42 run	A.Rodgers
12/18	at Chicago	5	59	1:19	FG	4	M.Crosby 32 field goal	A.Rodgers
12/24	vs. Minnesota	5	61	2:40	TD	1	A.Rodgers 21 pass to J.Nelson	A.Rodgers
12/24	vs. Minnesota	4	74	1:48	TD	1	A.Rodgers 20 pass to D.Adams	A.Rodgers
12/24	vs. Minnesota	3	42	1:36	TD	2	A.Rodgers 2 pass to J.Nelson	A.Rodgers
12/24	vs. Minnesota	5	54	0:30	TD	2	A.Rodgers 6 run	A.Rodgers
12/24	vs. Minnesota	10	14	4:05	FG	4	M.Crosby 48 field goal	A.Rodgers
12/24	vs. Minnesota	7	53	4:23	TD	4	A.Rodgers 13 pass to R.Rodgers	A.Rodgers

## Scoring-Drive Length, Regular Season

Length (minus)	Packers		Opponent	
	TD	FG	TD	FG
0—9	0	0	0	0
10—19	2	3	1	1
20—29	2	0	0	2
30—39	1	1	1	2
40—49	4	3	1	7
50—59	5	6	4	8
60—69	4	6	4	5
70—79	21	3	21	1
80—89	7	0	6	0
90—99	1	0	2	0
SEASON	47	25	40	26

## Possessions at a glance

Reg. Season	No.	Avg. Snaps	*3-Plays & Out	Snaps/ TD
Packers	165	5.8	32	20.4
Opponent	162	5.7	28	23.1

\*—less if turnover, no first downs or score

## Game-Opening Drives

Game		Packers			Opponent		
		Pts	FD	Yds	Pts	FD	Yds
9/11	at Jax	7	2	29	0	1	13
9/18	at Min	0	0	3	0	1	17
9/25	Det	7	3	75	3	4	52
10/9	NYG	7	6	75	0	1	18
10/16	Dal	3	4	56	7	5	75
10/20	Chi	3	3	53	0	0	5
10/30	at Atl	7	3	75	3	3	57
11/6	Ind	3	3	53	0	0	5
11/13	at Ten	0	0	6	7	1	80
11/20	at Was	0	0	0	0	0	-3
11/28	at Phi	7	5	75	7	6	81
12/4	Hou	0	1	19	0	2	31
12/11	Sea	7	1	75	3	4	64
12/18	at Chi	7	5	73	0	1	26
12/24	Min	0	2	32	0	0	6
1/1	at Det						
SEASON		58	38	699	30	29	527

## Second-Half Opening Drives

Game		Packers			Opponent		
		Pts	FD	Yds	Pts	FD	Yds
9/11	at Jax	3	3	68	3	2	54
9/18	at Min	0	0	9	0	2	26
9/25	Det	3	3	47	7	5	77
10/9	NYG	0	0	5	0	1	14
10/16	Dal	0	2	29	3	2	47
10/20	Chi	0	0	-14	0	2	16
10/30	at Atl	0	2	20	7	6	80
11/6	Ind	0	4	42	0	0	7
11/13	at Ten	6	3	78	0	0	9
11/20	at Was	0	2	80	3	2	53
11/28	at Phi	3	1	57	0	2	30
12/4	Hou	0	0	1	7	4	63
12/11	Sea	0	1	15	0	3	46
12/18	at Chi	3	1	16	0	0	-8
12/24	Min	0	0	-7	0	0	-3
1/1	at Det						
SEASON		18	22	446	30	31	511



## DRIVE STATISTICS

### YARDS-GAINED ANALYSIS, REGULAR SEASON

	1st Down . . . .			2nd Down. . . .			3rd Down. . . .			4th Down. . . .			Season. . . . .			By Quarter . . . . .				By Half . . . . .		
	<u>Att</u>	<u>Yds</u>	<u>Avg</u>	<u>Att</u>	<u>Yds</u>	<u>Avg</u>	<u>Att</u>	<u>Yds</u>	<u>Avg</u>	<u>Att</u>	<u>Yds</u>	<u>Avg</u>	<u>Att</u>	<u>Yds</u>	<u>Avg</u>	<u>1st</u>	<u>2nd</u>	<u>3rd</u>	<u>4th</u>	<u>1st</u>	<u>2nd</u>	<u>OT</u>
Packers	426	2305	5.4	318	1695	5.3	197	1365	6.9	17	87	5.1	958	5452	5.7	1372	1469	1307	1304	2841	2611	0
Opponents	420	2511	6.0	298	1583	5.3	187	1215	6.5	18	106	5.9	923	5415	5.9	1209	1678	956	1572	2887	2528	0

### DRIVE ENGINEERING, REGULAR SEASON

	Drives	Drives ended by .....										Points
QB	Started	TD	FG	MFG	PUNT	BLK	DOWN	TO	SAF	CLK	Yielded	
A.Rodgers	158	46	24	4	50	0	7	15	0	12	391	
B.Hundley	7	1	1	0	1	0	2	1	0	1	10	
Packers	165	47	25	4	51	0	9	16	0	13	401	
Opponents	162	40	26	1	55	0	6	23	0	11	350	

### RED-ZONE EFFICIENCY

	<u>Regular Season</u>	
	<u>Packers</u>	<u>Opponent</u>
Times Penetrated Opponent 20 . . . . .	62	42
Total Scores . . . . .	56	41
Touchdowns. . . . .	36	26
Field Goals-Attempts . . . . .	20-22	15-15
Touchdown Percentage . . . . .	.581	.619
Scoring Percentage. . . . .	.903	.976
Turnovers . . . . .	2	0
Downs . . . . .	2	1
Missed Field Goals . . . . .	2	0
Time Ran Out. . . . .	0	0
Ended Not Trying To Score . . . . .	0	0
Scores From Outside The 20 . . . . .	16	25
Touchdowns. . . . .	11	14
Field Goals . . . . .	5	11

### AVERAGE FIELD POSITION

	<u>Regular Season</u>	
	<u>Packers</u>	<u>Opponent</u>
Drives Started . . . . .	165	162
Average Field Position . . . . .	GB30	OPP28
Drives Started in Plus Territory. . . . .	22	10
Scores . . . . .	15	6
Touchdowns. . . . .	9	3
Field Goals . . . . .	6	3
Missed Field Goals . . . . .	2	0
Blocked Field Goals . . . . .	0	0
Punts . . . . .	2	0
Turnovers . . . . .	1	1
Turnover on Downs . . . . .	1	0
Ran Out Clock. . . . .	1	3
Did Not Attempt to Score. . . . .	1	3
Drives Started Inside Own 20. . . . .	39	32

### GOAL-TO-GO SITUATIONS, REGULAR SEASON

Summary .....									GTG Plays .....		
	Total	TD	Pct	FG	MFG	TO	CLK	DOWN	Plays	TD	Pct
Packers	32	24	.750	6	0	1	0	1	71	24	.338
Opponents	20	16	.800	4	0	0	0	0	45	16	.356

## 2016 SUPERLATIVES

### LONGEST REGULAR-SEASON RETURNS

#### Packers

Type	Yards	Opp. Date	Player
Punt	55	at Atl, Oct. 30	T.Davis
Interception	44	vs. Det, Sept. 25	D.Randall
Kickoff	40	vs. Dal, Oct. 16	T.Montgomery
Kickoff	39	vs. Hou, Dec. 4	T.Montgomery
Fumble	35	vs. Hou, Dec. 4	M.Burnett

No. of returns 20-plus yards in length: 26

No. of returns 40-plus yards in length: 3

#### Opponent

Type	Yards	Opp. Date	Player
Kickoff	99t	vs. Ind, Nov. 6	J.Todman
Kickoff	61	vs. Ind, Nov. 6	J.Todman
Kickoff	42	vs. NYG, Oct. 9	D.Harris
Kickoff	37	at Min, Sept. 18	C.Patterson
Kickoff	37	vs. NYG, Oct. 9	B.Rainey

No. of returns 20-plus yards in length: 30

No. of returns 40-plus yards in length: 3

### LONGEST REGULAR-SEASON PLAYS FROM SCRIMMAGE

#### Packers

Yards	Opp.	Play
66t	vs. Sea	A.Rodgers to D.Adams
61	at Chi	T.Montgomery run
60	at Chi	A.Rodgers to J.Nelson
58	at Atl	A.Rodgers to J.Nelson
50	at Phi	A.Rodgers to D.Adams

#### Long run:

61	at Chi	T.Montgomery
42t	at Chi	C.Michael
36	at Chi	T.Montgomery
31	vs. NYG	E.Lacy
30	vs. Chi	T.Montgomery

No. plays 20-plus yards: 66

No. plays 40-plus yards: 14

#### Opponent

Yards	Opp.	Play
75t	at Ten	D.Murray run
73t	vs. Det	M.Stafford to M.Jones
71t	vs. Min	S.Bradford to A.Thielen
70t	at Was	K.Cousins to P.Garcon
66	at Was	R.Kelley run

#### Long run:

75t	at Ten	D.Murray
66	at Was	R.Kelley run
29	vs. Dal	E.Elliott
26	vs. Dal	L.Whitehead
26	at Atl	T.Ward

No. plays 20-plus yards: 61

No. plays 40-plus yards: 13

## MISCELLANEOUS

### WEEKLY INACTIVES

9/11	at Jacksonville:	C.Banjo, J.Callahan, T.Davis, J.Elliott, J.Hawkins, K.Murphy, J.Pressley.
9/18	at Minnesota:	C.Banjo, J.Callahan, J.Elliott, J.Hawkins, K.Murphy, S.Shields.
9/25	Detroit:	M.Burnett, J.Callahan, L.Guion, D.Jones, C.Matthews, K.Murphy, S.Shields.
10/9	N.Y. Giants:	J.Callahan, J.Cook, K.Murphy, B.Price, D.Randall, C.Ringo, S.Shields.
10/16	Dallas:	C.Banjo, J.Cook, K.Murphy, C.Ringo, Q.Rollins, S.Shields, J.Starks.
10/20	Chicago:	J.Abbrederis, C.Banjo, J.Cook, K.Murphy, D.Randall, Q.Rollins, J.Starks.
10/30	at Atlanta:	R.Cobb, J.Cook, C.Matthews, T.Montgomery, D.Randall, Q.Rollins, J.Starks.
11/6	Indianapolis:	J.Cook, C.Matthews, K.Murphy, D.Randall, C.Ringo, J.Starks, J.Tretter.
11/13	at Tennessee:	J.Cook, D.Jackson, C.Matthews, K.Murphy, D.Randall, C.Ringo, J.Tretter.
11/20	at Washington:	J.Elliott, T.Lang, C.Michael, D.Randall, C.Ringo, J.Ryan, J.Tretter.
11/28	at Philadelphia:	K.Fackrell, D.Goodson, T.Lang, B.Martinez, C.Ringo, J.Ryan, J.Tretter.
12/4	Houston:	T.Davis, M.Dorleant, K.Fackrell, T.Lang, B.Martinez, C.Ringo, J.Tretter.
12/11	Seattle:	T.Davis, K.Fackrell, B.Martinez, K.Murphy, N.Perry, J.Tretter.
12/18	at Chicago:	T.Davis, J.Hawkins, K.Murphy, N.Perry, J.Starks, J.Tretter, J.Tripp.
12/24	Minnesota:	J.Callahan, R.Cobb, J.Elliott, J.Hawkins, K.Murphy, J.Starks, J.Tretter.
1/1	at Detroit:	

**SEASON TOTALS:** K.Murphy (11), J.Tretter (8), C.Ringo (7), J.Cook (6), D.Randall (6), J.Starks (6), J.Callahan (5), C.Banjo (4), T.Davis (4), J.Elliott (4), J.Hawkins (4), C.Matthews (4), S.Shields (4), K.Fackrell (3), T.Lang (3), B.Martinez (3), Q.Rollins (3), R.Cobb (2), N.Perry (2), J.Ryan (2), J.Abbrederis (1), M.Burnett (1), M.Dorleant (1), D.Goodson (1), L.Guion (1), D.Jackson (1), D.Jones (1), C.Michael (1), T.Montgomery (1), J.Pressley (1), B.Price (1), J.Tripp (1).

### TIME SPENT IN THE LEAD

Opponent	Packers In Lead	Packers Trailing
9/11 at Jax.....	38:05	5:39
9/18 at Min.....	10:25	30:27
9/25 Det.....	56:22	0:00
10/9 NYG.....	51:18	0:00
10/16 Dal.....	0:00	55:03
10/20 Chi.....	31:55	5:19
10/30 at Atl.....	28:29	26:12
11/6 Ind.....	0:00	59:47
11/13 at Ten.....	0:00	58:17
11/20 at Was.....	2:58	39:08
11/28 at Phi.....	51:04	0:00
12/4 Hou.....	28:12	0:00
12/11 Sea.....	58:30	0:00
12/18 at Chi.....	47:32	1:44
12/24 Min.....	52:13	0:00
1/1 at Det.....		
<b>SEASON</b> .....	<b>7:37:03</b>	<b>4:41:36</b>
<b>SEASON AVG</b> ....	<b>.30:28</b>	<b>18:46</b>

### NON-OFFENSIVE SCORES

#### REGULAR SEASON

##### Packers (0):

**Opponent (2):** L.Floyd fumble recovery in end zone vs. Chi, Oct. 20; J.Todman 99-yard kickoff return vs. Ind, Nov. 6.

### TWO-POINT CONVERSIONS

#### REGULAR SEASON

**Packers (1-3):** A.Rodgers run at Atl (Oct. 30).

**Opponent (0-5):**

# PENALTIES AND REPLAY CHALLENGES

## PENALTY STATISTICS

	Regular Season	
	Packers	Opponent
Times Penalized after Offensive Gain . . . . .	18	15
Gains Wiped Out, Offensive Penalties . . . . .	78	141
Touchdowns Cost . . . . .	2	0
Field Goals Cost . . . . .	0	0
First Downs Lost . . . . .	6	7
Intentional-Grounding Penalties . . . . .	0	0
Defensive Pass Interference, Times Flagged . . . . .	5	8
Yards Given Up . . . . .	63	245
Defensive 3rd/4th Down Flags (kept drive alive) . . . . .	5	10
Kick/Punt Return Penalties . . . . .	9	6
Return Yards Wiped Out . . . . .	60	48

**Touchdowns nullified — GREEN BAY (2):** A.Rodgers 21-yard pass to R.Cobb vs. NYG (Oct. 9), A.Rodgers 3-yard pass to T.Montgomery at Was (Nov. 20).

**OPPONENTS (0):**

## 2016 REGULAR-SEASON REPLAY CHALLENGES

### PACKERS (3/5)

Date, Opp.	Initial Ruling	Ruling
9/11 at Jax	Jacksonville 11 men on field . . . . .	Penalty on Jax, Defensive 12 On Field, Reversed
10/20 vs. Chi	M.Barkley incomplete pass . . . . .	N.Perry sacks M.Barkley for -10 yards, Reversed
10/20 vs. Chi	M.Barkley 14 pass to Z.Miller, first down . . . . .	Upheld
10/30 at Atl	Atlanta 11 men on field . . . . .	Penalty on Atl, Defensive 12 On Field, Reversed
12/11 vs. Sea	A.Rodgers incomplete pass to J.Nelson . . . . .	Upheld

### OPPONENTS (2/3)

Date, Opp.	Initial Ruling	Ruling
10/20 vs. Chi	A.Rodgers 7 pass to T.Montgomery, first down . . . . .	Upheld
11/28 at Phi	B.Goode downed punt at Philadelphia 1-yard line . . . . .	Upheld
11/28 at Phi	A.Rodgers 2 pass to J.Cook . . . . .	Incomplete Pass, Reversed

### REPLAY ASSISTANT (1/4)

*Last two minutes of the half, overtime, turnovers and scoring plays*

Date, Opp.	Initial Ruling	Ruling
10/9 vs. NYG	E.Manning 8 pass to O.Beckham, touchdown . . . . .	Upheld
10/16 vs. Dal	D.Prescott 1 pass to C.Beasley, touchdown . . . . .	Upheld
10/16 vs. Dal	T.Montgomery fumbles, recovered by R.Davis . . . . .	Upheld
11/20 at Was	A.Rodgers 13 pass to J.Nelson, touchdown . . . . .	Upheld

## 2016 REGULAR-SEASON PENALTIES ACCEPTED (90)

### OFFENSE (35)

**Delay of Game (5)** — A.Rodgers at Jax (Sept. 11), A.Rodgers at Jax (Sept. 11), A.Rodgers vs. Chi (Oct. 20), A.Rodgers at Ten (Nov. 13), A.Rodgers at Was (Nov. 20)

**False Start (9)** — B.Bulaga vs. Chi (Oct. 20), J.Janis vs. Chi (Oct. 20), B.Bulaga at Atl (Oct. 30), D.Bakhtiari at Ten (Nov. 13), D.Barclay at Ten (Nov. 13), J.Spriggs at Was (Nov. 20), J.Cook at Phi (Nov. 28), J.Cook at Chi (Dec. 18), Team vs. Min (Dec. 24)

**Holding (14)** — R.Rodgers at Min (Sept. 18), T.Lang at Min (Sept. 18), J.Tretter vs. Det (Sept. 25), B.Bulaga vs. Det (Sept. 25), D.Bakhtiari vs. NYG (Oct. 9), D.Bakhtiari vs. Ind (Nov. 6), D.Bakhtiari at Ten (Nov. 13), L.Taylor at Ten (Nov. 13), D.Barclay at Was (Nov. 20), D.Barclay at Was (Nov. 20), L.Taylor at Phi (Nov. 28), C.Linsley at Phi (Nov. 28), T.Lang at Chi (Dec. 18), J.Spriggs vs. Min (Dec. 24)

**Illegal Use of Hands (1)** — L.Taylor at Chi (Dec. 18)

**Ineligible Block Above the Waist (1)** — D.Adams vs. Hou (Dec. 4)

**Ineligible Receiver Downfield (1)** — T.Lang vs. Chi (Oct. 20)

**Pass Interference (2)** — D.Adams at Min (Sept. 18), D.Adams vs. NYG (Oct. 9)

**Unsportsmanlike Conduct (2)** — J.Tretter at Min (Sept. 18), H.Clinton-Dix vs. Sea (Dec. 11)

### DEFENSE (39)

**Defensive 12 On Field (1)** — K.Fackrell vs. Dal (Oct. 16)

**Defensive Delay of Game (1)** — H.Clinton-Dix at Ten (Nov. 13)

**Encroachment (2)** — L.Guion vs. Chi (Oct. 20), M.Daniels at Ten (Nov. 13)

**Face Mask (2)** — K.Brice at Atl (Oct. 30), J.Peppers at Phi (Nov. 28)

**Holding (5)** — M.Burnett at Jax (Sept. 11), L.Guion vs. Dal (Oct. 16), K.Brice vs. Ind (Nov. 6), D.Randall at Chi (Dec. 18), L.Gunter at Chi (Dec. 18)

**Illegal Use of Hands (1)** — D.Jones vs. Dal (Oct. 16)

**Neutral-Zone Infraction (4)** — M.Daniels vs. Ind (Nov. 6), N.Perry at Phi (Nov. 28), N.Perry at Phi (Nov. 28), L.Guion vs. Hou (Dec. 4)

**Offside (8)** — M.Daniels at Jax (Sept. 11), C.Matthews vs. Dal (Oct. 16), D.Jones vs. Chi (Oct. 20), K.Fackrell at Atl (Oct. 30), J.Peppers vs. Ind (Nov. 6), L.Guion vs. Hou (Dec. 4), D.Lowry vs. Sea (Dec. 11), K.Clark vs. Sea (Dec. 11)

**Pass Interference (5)** — M.Burnett at Jax (Sept. 11), D.Randall at Min (Sept. 18), D.Goodson vs. Dal (Oct. 16), M.Hyde vs. Chi (Oct. 20), L.Gunter at Atl (Oct. 30)

**Roughing the Passer (4)** — M.Daniels at Min (Sept. 18), D.Jones at Atl (Oct. 30), M.Daniels at Was (Nov. 20), J.Ryan at Chi (Dec. 18)

**Unnecessary Roughness (4)** — L.Guion at Ten (Nov. 13), H.Clinton-Dix at Ten (Nov. 13), D.Jones at Was (Nov. 20), D.Jones vs. Sea (Dec. 11)

**Unsportsmanlike Conduct (2)** — N.Perry vs. Det (Sept. 25), M.Daniels at Ten (Nov. 13)

### SPECIAL TEAMS (16)

**False Start (1)** — J.Spriggs vs. Chi (Oct. 20)

**Holding (7)** — T.Montgomery vs. NYG (Oct. 9), J.Hawkins vs. NYG (Oct. 9), J.Janis at Phi (Nov. 28), J.Hawkins vs. Hou (Dec. 4), J.Hawkins vs. Sea (Dec. 11), B.Martinez at Chi (Dec. 18), K.Brice at Chi (Dec. 18)

**Illegal Block Above the Waist (2)** — M.Evans vs. Det (Sept. 25), M.Evans vs. Min (Dec. 24)

**Illegal Formation (1)** — Team (Oct. 20)

**Offside on Free Kick (3)** — K.Brice vs. NYG (Oct. 9), K.Brice at Atl (Oct. 30), Team at Ten (Nov. 13)

**Unsportsmanlike Conduct (2)** — J.Janis vs. NYG (Oct. 9), K.Fackrell at Ten (Nov. 13)



## REGULAR-SEASON PACKERS WEEKLY LEADERS

## REGULAR-SEASON OPPONENTS WEEKLY LEADERS

# TURNOVER STATISTICS AND NOTES

## TURNOVER ANALYSIS

	Packers Take Aways			Packers Give Aways					NFC Rank	NFL Rank
	Int	Fum	Tot	Int	Fum	Tot	Diff	Cum		
Jax	1	0	1	0	0	0	+1	+1	4t	5t
Min	0	1	1	1	2	3	-2	-1	11t	19t
<b>DET</b>	1	0	1	0	0	0	+1	0	8t	14t
<b>BYE</b>	-	-	-	-	-	-	-	0	9	17
<b>NYG</b>	0	1	1	2	0	2	-1	-1	9t	18t
<b>DAL</b>	1	1	2	1	3	4	-2	-3	13	24t
<b>CHI</b>	2	0	2	0	1	1	+1	-2	10t	19t
Atl	0	0	0	0	0	0	0	-2	10t	19t
<b>IND</b>	2	0	2	1	0	1	+1	-1	10	18t
Ten	0	0	0	2	1	3	-3	-4	13	25
Was	0	0	0	1	1	2	-2	-6	14t	27t
Phi	1	0	1	0	0	0	+1	-5	12t	23t
<b>HOU</b>	0	1	1	0	1	1	0	-5	12t	24t
<b>SEA</b>	5	1	6	0	0	0	+6	+1	6t	16t
Chi	3	1	4	0	0	0	+4	+5	3t	8t
<b>MIN</b>	0	2	2	0	0	0	+2	+7	2t	6t
Det										
<b>Total</b>	<b>16</b>	<b>8</b>	<b>24</b>	<b>8</b>	<b>9</b>	<b>17</b>				

HOME GAMES UPPERCASED IN BOLD

## Regular-Season Takeaway Breakdown

	Packers	Opponent
<b>Total</b>	<b>24</b>	<b>17</b>
Interceptions	16	8
Fumble Rec.	8	1
Muffed Punt Rec.	0	0
<b>Points off Turnovers</b>	<b>81</b>	<b>30</b>
Touchdowns	9	3
Field Goals	6	3
Didn't attempt score	3	1

## REGULAR-SEASON TOUCHDOWN RETURNS

**Packers (0):**

**Opponent (1):** L.Floyd fumble recovery in end zone vs.Chi, Oct. 20.

## 2016 RECORD WHEN...

When...	Record
+6 turnover margin	1-0
+5 turnover margin	0-0
+4 turnover margin	1-0
+3 turnover margin	0-0
+2 turnover margin	1-0
+1 turnover margin	4-1
even turnover margin	1-1
-1 turnover margin	1-1
-2 turnover margin	0-2
-3 turnover margin	0-1
-4 turnover margin	0-0
recording 0 takeaways	0-3
recording 1 takeaway	5-1
recording 2 takeaways	2-2
recording 3 takeaways	0-0
recording 4 takeaways	1-0
recording 5 takeaways	0-0
recording 6 takeaways	1-0
recording 0 giveaways	6-1
recording 1 giveaway	2-1
recording 2 giveaways	1-1
recording 3 giveaways	0-2
recording 4 giveaways	0-1
recording 5 giveaways	0-0
recording 0 interceptions	3-4
recording 1 interception	3-1
recording 2 interceptions	1-1
recording 3 interceptions	1-0
recording 4 interceptions	0-0
recording 5 interceptions	1-0
surrendering 0 interceptions	8-1
surrendering 1 interception	0-4
surrendering 2 interceptions	1-1
surrendering 3 interceptions	0-0
recovering 0 fumbles	4-4
recovering 1 fumble	4-2
recovering 2 fumbles	1-0
recovering 3 fumbles	0-0
losing 0 fumbles	7-2
losing 1 fumble	2-2
losing 2 fumbles	0-1
losing 3 fumbles	0-1

## TAKEAWAY SUMMARY (24)

9/11	at Jacksonville:	J.Thomas (interception).
9/18	at Minnesota:	R.Cobb (fumble recovery).
9/25	Detroit:	D.Randall (interception).
10/9	N.Y. Giants:	K.Clark (fumble recovery).
10/16	Dallas:	M.Burnett (interception), J.Thomas (fumble recovery).
10/20	Chicago:	B.Martinez (interception), N.Perry (interception).
10/30	at Atlanta:	None.
11/6	Indianapolis:	H.Clinton-Dix (2 interceptions).
11/13	at Tennessee:	None.
11/20	at Washington:	None.
11/28	at Philadelphia:	H.Clinton-Dix (interception).
12/4	Houston:	M.Burnett (fumble).
12/11	Seattle:	D.Randall (2 interceptions), K.Brice (fumble recovery), M.Burnett (interception), M.Hyde (interception), Q.Rollins (interception).
12/18	at Chicago:	H.Clinton-Dix (2 interceptions), M.Hyde (interception), J.Peppers (fumble recovery).
12/24	Minnesota:	K.Clark (fumble recovery), M.Daniels (fumble recovery).
1/1	at Detroit:	

**SEASON TOTALS:** H.Clinton-Dix 5 (5 interceptions), M.Burnett 3 (2 interceptions, fumble recovery), D.Randall 3 (3 interceptions), K.Clark 2 (2 fumble recovery), M.Hyde 2 (2 interceptions), J.Thomas 2 (fumble recovery, interception), K.Brice 1 (fumble recovery), R.Cobb 1 (fumble recovery), M.Daniels 1 (fumble recovery), B.Martinez 1 (interception), N.Perry 1 (interception), J.Peppers 1 (fumble recovery), Q.Rollins 1 (interception).

Note: Only fumbles lost are credited. Fumbles in which the team maintained possession are not included.

## GIVEAWAY SUMMARY (17)

9/11	at Jacksonville:	None.
9/18	at Minnesota:	A.Rodgers (fumble, interception), D.Adams (fumble).
9/25	Detroit:	None.
10/9	N.Y. Giants:	A.Rodgers (2 interceptions).
10/16	Dallas:	A.Rodgers (fumble, interception), T.Montgomery (fumble), J.Nelson (fumble).
10/20	Chicago:	A.Rodgers (fumble).
10/30	at Atlanta:	None.
11/6	Indianapolis:	A.Rodgers (interception).
11/13	at Tennessee:	A.Rodgers (2 interceptions), T.Davis (fumble).
11/20	at Washington:	J.Cook (fumble), B.Hundley (interception).
11/28	at Philadelphia:	None.
12/4	Houston:	A.Rodgers (fumble).
12/11	Seattle:	None.
12/18	at Chicago:	None.
12/24	Minnesota:	None.
1/1	at Detroit:	

**SEASON TOTALS:** A.Rodgers 11 (7 interceptions, 4 fumbles), D.Adams 1 (fumble), J.Cook 1 (fumble), T.Davis 1 (fumble), B.Hundley 1 (interception), T.Montgomery 1 (fumble), J.Nelson 1 (fumble).

Note: Only fumbles lost are credited. Fumbles in which the team maintained possession are not included.

## TAKEAWAY POINTS

### Packers Regular Season (81)

Date	Opp.	Turnover	Result	Points
9/11	at Jax	Interception	TD	7
9/25	vs. Det	Interception	FG	3
10/9	vs. NYG	Fumble	FG	3
10/16	vs. Dal	Fumble	FG	3
10/16	vs. Dal	Interception	FG	3
11/6	vs. Ind	Interception	TD	7
11/28	at Phi	Interception	FG	3
12/11	vs. Sea	Interception	TD	7
12/11	vs. Sea	Interception	TD	7
12/11	vs. Sea	Interception	TD	7
12/18	at Chi	Fumble	FG	3
12/18	at Chi	Interception	TD	7
12/18	at Chi	Interception	TD	7
12/24	vs. Min	Fumble	TD	7
12/24	vs. Min	Fumble	TD	7

### Opponent Regular Season (30)

Date	Opp.	Turnover	Result	Points
10/9	vs. NYG	Interception	FG	3
10/16	vs. Dal	Interception	FG	3
10/20	vs. Chi	Fumble	TD	7
11/13	at Ten	Fumble	TD	7
11/13	at Ten	Interception	FG	3
11/20	at Was	Fumble	TD	7

## REGULAR-SEASON PLAYER PARTICIPATION

NFL WEEK	1	2	3	5	6	7	8	9	10	11	12	13	14	15	16	17	Season Totals			
Player	at JAX	at MIN	DET	NYG	DAL	CHI	at ATL	IND	at TEN	at WAS	at PHI	HOU	SEA	at CHI	MIN	at DET	GP	GS	DNP	INA
Abbrederis, Jared	SUB	SUB	SUB	SUB	SUB	INA	-	-	-	-	-	-	-	-	-	-	5	0	0	1
Adams, Davante	3WR	3WR	SUB	3WR	3WR	3WR	WR	WR	3WR	3WR	3WR	3WR	WR	WR	WR	-	15	14	0	0
Allison, Geronimo	PS	PS	PS	PS	PS	PS	SUB	SUB	SUB	SUB	SUB	SUB	SUB	SUB	3WR	-	9	1	0	0
Bakhtiari, David	LT	LT	LT	LT	LT	LT	LT	LT	LT	LT	LT	LT	LT	LT	LT	-	15	15	0	0
Banjo, Chris	INA	INA	SUB	SUB	INA	INA	IR	-	-	-	-	-	-	-	-	-	2	0	0	4
Barclay, Don	SUB	SUB	SUB	SUB	SUB	SUB	SUB	SUB	SUB	RG	SUB	SUB	SUB	SUB	SUB	SUB	15	1	0	0
Bradford, Carl	PS	PS	PS	PS	PS	PS	PS	PS	PS	SUB	SUB	SUB	SUB	-	-	-	4	0	0	0
Brice, Kentrell	SUB	SUB	SUB	SUB	SUB	SUB	SUB	SUB	SUB	SUB	SUB	SUB	SUB	SUB	SUB	-	15	0	0	0
Bulaga, Bryan	RT	RT	RT	RT	RT	RT	RT	RT	RT	RT	RT	RT	RT	RT	RT	RT	15	15	0	0
Burks, Brandon	-	-	-	-	-	-	-	PS	-	-	-	-	-	-	-	-	0	0	0	0
Burnett, Morgan	SS	SS	INA	SS	SS	SS	SS	SS	SS	SS	SS	SS	SS	SS	SS	SS	14	14	0	1
Cajuste, Devon	PS	PS	PS	PS	PS	PS	PS	PS	PS	PS	PS	PS	PS	PS	PS	PS	0	0	0	0
Callahan, Joe	INA	INA	INA	INA	-	-	-	-	-	-	-	PS	PS	DNP	INA	-	0	0	1	5
Clark, Kenny	SUB	SUB	NT	SUB	DE	SUB	SUB	SUB	SUB	SUB	SUB	SUB	SUB	SUB	SUB	SUB	15	2	0	0
Clinton-Dix, Ha Ha	FS	FS	FS	FS	FS	FS	FS	FS	FS	FS	FS	FS	FS	FS	FS	FS	15	15	0	0
Cobb, Randall	WR	WR	WR	WR	WR	WR	INA	SUB	WR	WR	WR	WR	SUB	SUB	INA	-	13	10	0	2
Cook, Jared	TE	TE	SUB	INA	INA	INA	INA	INA	INA	TE	SUB	TE	TE	SUB	SUB	-	9	5	0	6
Crockett, John	IR	IR	IR	IR	IR	IR	IR	IR	IR	IR	IR	IR	IR	IR	IR	IR	0	0	0	0
Crosby, Mason	SUB	SUB	SUB	SUB	SUB	SUB	SUB	SUB	SUB	SUB	SUB	SUB	SUB	SUB	SUB	-	15	0	0	0
Daniel, Robertson	-	-	PS	-	-	-	-	-	-	-	-	-	-	-	-	-	0	0	0	0
Daniels, Mike	DT	DT	DT	DT	DT	DT	DT	DT	DT	DT	DT	DT	DT	DT	DT	DT	15	15	0	0
Davis, Knile	-	-	-	-	-	SUB	SUB	-	-	-	-	-	-	-	-	-	2	0	0	0
Davis, Trevor	INA	SUB	SUB	SUB	SUB	SUB	SUB	SUB	SUB	SUB	SUB	INA	INA	INA	DNP	-	10	0	1	4
Dorleant, Makinton	IR	IR	IR	IR	IR	IR	IR	IR	IR	IR	IR	INA	SUB	SUB	SUB	-	3	0	0	1
Elliott, Jayrone	INA	INA	SUB	SUB	SUB	SUB	SUB	SUB	SUB	INA	SUB	SUB	SUB	SUB	INA	-	11	0	0	4
Evans, Marvin	SUB	SUB	SUB	SUB	SUB	SUB	SUB	SUB	SUB	SUB	SUB	SUB	SUB	SUB	SUB	-	15	0	0	0
Fackrell, Kyler	SUB	SUB	SUB	SUB	SUB	SUB	SUB	SUB	SUB	SUB	INA	INA	INA	SUB	SUB	-	12	0	0	3
Flores, Jacob	-	-	-	-	-	-	PS	PS	PS	PS	PS	PS	PS	PS	PS	PS	0	0	0	0
Gilbert, Reggie	PS	PS	PS	PS	PS	PS	PS	PS	PS	PS	PS	PS	PS	PS	PS	PS	0	0	0	0
Goode, Brett	SUB	SUB	SUB	SUB	SUB	SUB	SUB	SUB	SUB	SUB	SUB	SUB	SUB	SUB	SUB	-	15	0	0	0
Goodson, Demetri	SUS	SUS	SUS	SUS	SUB	LCB	LCB	SUB	SUB	LCB	INA	IR	IR	IR	IR	-	6	3	0	1
Guion, Letroy	NT	NT	INA	NT	NT	NT	NT	NT	NT	NT	NT	NT	NT	NT	NT	NT	14	14	0	1
Gunter, LaDarius	SUB	RCB	RCB	RCB	RCB	RCB	3CB	RCB	RCB	RCB	RCB	RCB	RCB	RCB	RCB	RCB	15	14	0	0
Hawkins, Josh	INA	INA	SUB	SUB	SUB	SUB	SUB	SUB	SUB	SUB	SUB	SUB	SUB	INA	INA	-	11	0	0	4
Hundley, Brett	DNP	DNP	DNP	DNP	DNP	DNP	DNP	DNP	SUB	SUB	DNP	DNP	SUB	DNP	SUB	-	4	0	11	0
Hyde, Micah	SUB	SUB	SS	3CB	3S	3CB	RCB	3CB	SUB	3CB	3CB	SUB	3S	SUB	3CB	-	15	10	0	0
Jackson, Don	PS	PS	PS	PS	PS	SUB	RB	SUB	INA	IR	IR	IR	IR	IR	IR	-	3	1	0	1
Janis, Jeff	SUB	SUB	SUB	SUB	SUB	SUB	SUB	3WR	SUB	SUB	SUB	SUB	SUB	SUB	SUB	-	15	1	0	0
Jones, Datone	SUB	SUB	INA	SUB	SUB	SUB	SUB	SUB	DE	SUB	SUB	SUB	SUB	SUB	SUB	-	14	4	0	1
Kerridge, Joe	-	-	-	PS	PS	PS	PS	PS	SUB	SUB	SUB	SUB	SUB	SUB	SUB	-	7	0	0	0
Kuder, Tyler	IR	IR	IR	IR	IR	IR	IR	IR	-	-	-	-	-	-	-	-	0	0	0	0
Lacy, Eddie	RB	RB	RB	RB	RB	IR	IR	IR	IR	IR	IR	IR	IR	IR	IR	IR	5	5	0	0
Lang, T.J.	RG	RG	RG	RG	RG	RG	RG	RG	RG	INA	INA	INA	RG	RG	RG	-	12	12	0	3
Linsley, Corey	PUP	PUP	PUP	PUP	PUP	PUP	PUP	C	C	C	C	C	C	C	C	-	8	8	0	0
Lowry, Dean	SUB	SUB	SUB	SUB	SUB	SUB	SUB	SUB	SUB	SUB	DNP	SUB	SUB	SUB	SUB	-	14	0	1	0
Martinez, Blake	ILB	ILB	ILB	ILB	SUB	ILB	ILB	ILB	ILB	ILB	INA	INA	INA	SUB	SUB	-	12	9	0	3
Mathews, Derrick	-	-	-	-	-	-	-	-	-	-	PS	PS	PS	PS	PS	-	0	0	0	0
Mathews, Clay	LOLB	ROLB	INA	ROLB	ILB	ROLB	INA	INA	INA	ROLB	ILB	ILB	SUB	SUB	SUB	-	11	8	0	4
McCaffery, Max	-	-	-	-	-	-	-	-	-	-	-	-	-	-	PS	-	0	0	0	0
Michael, Christine	-	-	-	-	-	-	-	-	-	INA	SUB	SUB	SUB	SUB	SUB	-	5	0	0	1
Montgomery, Ty	SUB	SUB	SUB	SUB	SUB	RB	INA	RB	SUB	SUB	SUB	SUB	RB	RB	RB	-	14	5	0	1
Muir, Blake	PS	PS	PS	PS	PS	-	-	-	-	-	-	-	-	-	-	-	0	0	0	0
Murphy, Kyle	INA	INA	INA	INA	INA	INA	DNP	INA	INA	SUB	SUB	SUB	INA	INA	INA	-	3	0	1	11
Nelson, Jordy	WR	WR	WR	WR	WR	WR	WR	WR	WR	WR	WR	WR	WR	WR	WR	-	15	15	0	0
Patrick, Lucas	PS	PS	PS	PS	PS	PS	PS	PS	PS	PS	PS	PS	PS	PS	PS	-	0	0	0	0
Pennel, Mike	SUS	SUS	SUS	SUS	SUB	SUB	SUB	SUB	SUB	SUB	SUB	SUB	SUS	SUS	SUS	-	8	0	0	0
Peppers, Julius	SUB	SUB	LOLB	SUB	LOLB	SUB	LOLB	ROLB	ROLB	SUB	LOLB	LOLB	ROLB	ROLB	ROLB	-	15	10	0	0
Perillo, Justin	SUB	SUB	SUB	SUB	SUB	SUB	2TE	SUB	SUB	-	-	-	-	-	-	-	9	1	0	0
Perry, Nick	ROLB	LOLB	ROLB	LOLB	ROLB	LOLB	ROLB	LOLB	LOLB	LOLB	LOLB	LOLB	INA	INA	SUB	-	13	12	0	2
Pressley, Jhurrell	INA	-	-	-	-	-	-	-	-	-	-	-	-	-	-	-	0	0	0	1
Price, Brian	PS	PS	-	INA	-	PS	PS	PS	PS	PS	PS	PS	PS	PS	PS	PS	1	0	0	1
Randall, Damarious	LCB	LCB	LCB	INA	LCB	INA	INA	INA	INA	INA	LCB	LCB	LCB	LCB	SUB	-	9	8	0	6
Ringo, Christian	SUB	SUB	SUB	INA	INA	SUB	SUB	INA	INA	INA	INA	INA	SUB	SUB	SUB	-	8	0	0	7
Ripkowski, Aaron	SUB	SUB	FB	SUB	FB	SUB	SUB	FB	SUB	SUB	FB	SUB	FB	FB	FB	-	15	7	0	0
Rodgers, Aaron	QB	QB	QB	QB	QB	QB	QB	QB	QB	QB	QB	QB	QB	QB	QB	-	15	15	0	0
Rodgers, Richard	SUB	SUB	TE	TE	SUB	TE	TE	SUB	TE	SUB	SUB	SUB	SUB	TE	SUB	-	15	6	0	0
Rollins, Quinten	3CB	3CB	3CB	LCB	INA	INA	INA	LCB	LCB	SUB	SUB	3CB	3CB	3CB	LCB	-	12	10	0	3
Ryan, Jake	ILB	ILB	ILB	ILB	SUB	ILB	ILB	ILB	SUB	INA	INA	ILB	SUB	ILB	ILB	-	13	10	0	2
Sandland, Beau	-	-	-	-	-	-	-	-	PS	PS	PS	PS	PS	PS	PS	-	0	0	0	0
Schum, Jacob	SUB	SUB	SUB	SUB	SUB	SUB	SUB	SUB	SUB	SUB	SUB	SUB	SUB	SUB	SUB	-	15	0	0	0
Shields, Sam	RCB	INA	INA	INA	INA	IR	IR	IR	IR	IR	IR	IR	IR	IR	IR	-	1	1	0	4
Spriggs, Jason	SUB	SUB	SUB	SUB	SUB	SUB	SUB	SUB	SUB	SUB	RG	RG	SUB	SUB	SUB	-	15	2	0	0
Starks, James	SUB	SUB	SUB	SUB	INA	INA	INA	INA	RB	RB	RB	RB	SUB	SUB	INA	-	9	4	0	6
Steuck, Kyle	IR	-	-	-	-	-	-	PS	-	PS	-	-	-	-	-	-	0	0	0	0
Stewart, Dez	-	-	-	-	-	-	-	PS	-	PS	-	-	-	-	-	-	0	0	0	0
Taylor, Lane	LG	LG	LG	LG	LG	LG	LG	LG	LG	LG	LG	LG	LG	LG	LG	-	15	15	0	0
Thomas, Joe	SUB	SUB	SUB	SUB	SUB	SUB	SUB	SUB	ILB	ILB	ILB	SUB	ILB	ILB	ILB	-	15	6	0	0
Tretter, JC	C	C	C	C	C	C	C	C	INA	INA	INA	INA	INA	INA	INA	-	7	7	0	8
Tripp, Jordan	-	-	-	-	-	-	-	-	-	-	-	-	-	INA	SUB	-	1	0	0	1
Waters, Herb	PS	PS	PS	PS	PS	PS	PS	PS	PS	PS	PS	PS	PS	PS	PS	-	0	0	0	0
Whitehead, Jermaine	PS	PS	PS	PS	PS	PS	SUB	SUB	PS	PS	PS	PS	PS	PS	PS	-	2	0	0	0

**STARTERS IN BOLD AT POSITION;** DNP — Did not play; INA — Inactive; IR — Injured reserve; PS — Practice squad; PUP — Reserve/Physically Unable to Perform; SUB — Substitute; SUS — Reserve/Suspended; 2TE — Started as second tight end; 3CB — Started as third cornerback; 3S — Started as third safety; 3WR — Started as third wide receiver.



# SEASON-HIGHS/W-L BREAKDOWN

## INDIVIDUAL

Longest Scoring Run — 42, C.Michael, Dec. 18 at Chicago  
 Longest Non-Scoring Run — 61, T.Montgomery, Dec. 18 at Chicago

Longest Scoring Pass — 66, A.Rodgers to D.Adams, Dec. 11 vs. Seattle  
 Longest Non-Scoring Pass — 60, A.Rodgers to J.Nelson, Dec. 18 at Chicago

Longest Kickoff Return — 40, T.Montgomery, Oct. 16 vs. Dallas  
 Longest Punt Return — 55, T.Davis, Oct. 30 at Atlanta  
 Longest Interception Return — 44, D.Randall, Sept. 25 vs. Detroit  
 Longest Fumble Return — 35, M.Burnett, Dec. 4 vs. Houston

Longest Punt — 65, J.Schum, Nov. 6 vs. Indianapolis

Longest Field Goal — 46, M.Crosby, Sept. 25 vs. Detroit  
 Most Field Goals Attempted — 3, four times, most recently M.Crosby, Dec. 18 at Chicago  
 Most Field Goals Made — 3, three times, most recently M.Crosby, Dec. 18 at Chicago

Most Touchdowns — 2, five times, most recently T.Montgomery, Dec. 18 at Chicago  
 Most Rushing Attempts — 17, three times, most recently J.Starks, Nov. 28 at Philadelphia  
 Most Rushing Yards — 162, T.Montgomery, Dec. 18 at Chicago

Most Passing Attempts — 56, A.Rodgers, Oct. 20 vs. Chicago  
 Most Completions — 39, A.Rodgers, Oct. 20 vs. Chicago  
 Most Passing Yards — 371, A.Rodgers, Nov. 13 at Tennessee  
 Most Touchdown Passes — 4, three times, most recently A.Rodgers, Dec. 24 vs. Minnesota

Most Receptions — 13, D.Adams, Oct. 20 vs. Chicago  
 Most Receiving Yards — 156, D.Adams, Nov. 13 at Tennessee

Most Total Yards from Scrimmage — 163, T.Montgomery, Dec. 18 at Chicago

Most Defensive Interceptions — 2, three times, most recently H.Clinton-Dix, Dec. 18 at Chicago  
 Most Tackles — 11, M.Burnett, Dec. 4 vs. Houston  
 Most Solo Tackles — 11, M.Burnett, Dec. 4 vs. Houston  
 Most Sacks — 2.0, twice, most recently N.Perry, Dec. 24 vs. Minnesota  
 Most Passes Defensed — 3, M.Hyde, Dec. 18 at Chicago

## TEAM

Offensive Most...  
 First Downs — 32, Oct. 20 vs. Chicago  
 Rushing Attempts — 32, Oct. 9 vs. N.Y. Giants  
 Rushing Yards — 226, Dec. 18 at Chicago  
 Pass Attempts — 56, Oct. 20 vs. Chicago  
 Completions — 39, Oct. 20 vs. Chicago  
 TDs Thrown — 4, three times, most recently Dec. 24 vs. Minnesota  
 Ints. Thrown — 2, twice, most recently Nov. 13 at Tennessee  
 Net Passing Yards — 340, Nov. 20 at Washington  
 Offensive Plays — 81, Oct. 20 vs. Chicago  
 Total Offense — 451, Dec. 18 at Chicago  
 Time of Possession — 39:36, Oct. 20 vs. Chicago  
 Turnovers — 4, Oct. 16 vs. Dallas  
 Fumbles — 5, Oct. 16 vs. Dallas  
 Fumbles Lost — 3, Oct. 16 vs. Dallas

Longest Scoring Drives  
 Plays — 17, twice, most recently Nov. 28 at Philadelphia  
 Yards — 98, Dec. 4 vs. Houston  
 Time — 9:14, Sept. 11 at Jacksonville  
 Shortest Scoring Drives  
 Plays — 1, Dec. 11 vs. Seattle  
 Yards — 0, Oct. 16 vs. Dallas  
 Time — 0:07, Dec. 11 vs. Seattle

Defensive Fewest...  
 First Downs Allowed — 13, Oct. 20 vs. Chicago  
 Rushing Att. Allowed — 15, Oct. 9 vs. N.Y. Giants  
 Rushing Yards Allowed — 30, Sept. 18 at Minnesota  
 Pass Att. Allowed — 26, Oct. 20 vs. Chicago  
 Pass Comp. Allowed — 10, Oct. 20 vs. Chicago  
 Net Passing Yards Allowed — 120, Oct. 20 vs. Chicago  
 Total Plays Allowed — 45, Oct. 20 vs. Chicago  
 Total Yards Allowed — 189, Oct. 20 vs. Chicago

Defensive Most...  
 Takeaways — 6, Dec. 11 vs. Seattle  
 Interceptions — 5, Dec. 11 vs. Seattle  
 Fumbles Forced — 2, twice, most recently Oct. 16 vs. Dallas  
 Fumbles Recovered — 2, Dec. 24 vs. Minnesota  
 Passes Defensed — 9, four times, most recently Dec. 18 at Chicago  
 Sacks — 4, four times, most recently Dec. 24 vs. Minnesota

	2016 regular season...			2015 regular season...			2014 regular season...			1992-present...		
	Home	Road	Overall	Home	Road	Overall	Home	Road	Overall	Home	Road	Overall
Overall	6-2	3-4	9-6	5-3	5-3	10-6	8-0	4-4	12-4	152-47-1	101-98	253-145-1
On Grass	6-2	3-2	9-4	5-3	4-3	9-6	8-0	3-0	11-0	152-47-1	58-39	210-86-1
On Artificial Surfaces	0-0	0-2	0-2	0-0	1-0	1-0	0-0	1-4	1-4	0-0	43-61	43-61
In Open-Air Stadiums	6-2	3-2	9-4	5-3	4-2	9-5	8-0	4-2	12-2	152-47-1	66-61	218-108-1
In Indoor Stadiums	0-0	0-2	0-2	0-0	1-1	1-1	0-0	0-2	0-2	0-0	35-37	35-37
vs. Division Opponents	3-0	1-1	4-1	0-3	3-0	3-3	3-0	2-1	5-1	67-17-1	47-37	114-54-1
vs. NFC	5-1	2-3	7-4	3-3	4-2	7-5	6-0	3-3	9-3	117-32-1	77-72	194-104-1
vs. AFC	1-1	1-1	2-2	2-0	1-1	3-1	2-0	1-1	3-1	35-15	24-26	59-41
When scoring first	6-0	3-1	9-1	5-2	3-0	8-2	7-0	3-2	10-2	110-19-1	62-36	172-55-1
When Opponent scored first	0-2	0-3	0-5	0-1	2-3	2-4	1-0	1-2	2-2	41-28	39-62	80-90
In overtime	0-0	0-0	0-0	0-0	0-0	0-0	0-0	0-0	0-0	5-3-1	1-5	6-8-1
When leading after first quarter	5-0	1-1	6-1	5-2	3-1	8-3	6-0	3-1	9-1	94-14-1	54-24	148-38-1
When leading at halftime	6-0	2-1	8-1	5-0	3-0	8-0	7-0	4-0	11-0	121-9	79-27	200-36
When leading after third quarter	5-0	3-0	8-0	4-0	4-0	8-0	8-0	4-0	12-0	126-5	91-22	217-27
When trailing after first quarter	0-2	0-3	0-5	0-0	1-2	1-2	1-0	0-1	1-1	26-24	18-47	44-71
When trailing at halftime	0-2	0-3	0-5	0-2	2-3	2-5	1-0	0-1	1-1	22-32-1	18-61	40-93-1
When trailing after third quarter	0-2	0-4	0-6	1-3	1-3	2-6	0-0	0-4	0-4	16-39-1	7-75	23-114-1
When tied at halftime	0-0	1-0	1-0	0-1	0-0	0-1	0-0	0-2	0-2	9-6	4-9	13-15
On Thursday	1-0	0-0	1-0	0-1	1-0	1-1	1-0	0-1	1-1	5-1	5-7	10-8
On Friday	0-0	0-0	0-0	0-0	0-0	0-0	0-0	0-0	0-0	0-0	1-0	1-0
On Saturday	1-0	0-0	1-0	0-0	0-0	0-0	0-0	0-0	0-0	2-0	2-0	4-0
On Sunday/Early Games	2-0	2-1	4-1	1-1	1-1	2-2	1-0	4-2	5-2	92-25-1	47-47	139-72-1
On Sunday/Late Afternoon Games	1-2	0-1	1-3	2-0	3-1	5-1	4-0	0-0	4-0	28-13	23-22	51-35
On Sunday/Night Games	1-0	0-2	1-2	1-1	0-1	1-2	1-0	0-1	1-1	13-3	10-7	23-10
On Monday	0-0	1-0	1-0	1-0	0-0	1-0	1-0	0-0	1-0	12-6	12-13	24-19
When Packers had 100-yard rusher	1-0	1-0	2-0	2-1	1-0	3-1	2-0	1-0	3-0	39-10-1	30-9	69-19-1
When Packers had 100-yard receiver	6-0	2-2	8-2	2-1	2-0	4-1	6-0	3-1	9-1	75-16	45-34	120-50
When Packers had 300-yard passer	2-0	1-2	3-2	1-1	0-1	1-2	5-0	2-1	7-1	38-13	32-22	70-35
When Opponent had 100-yard rusher	0-1	0-2	0-3	2-0	1-1	3-1	0-0	1-2	1-2	25-21-1	20-30	45-51-1
When Opponent had 100-yard receiver	2-0	1-3	3-3	2-0	2-2	4-2	4-0	1-0	5-0	48-16	29-37	77-53
When Opponent had 300-yard passer	2-0	2-1	4-1	1-0	0-1	1-1	2-0	0-1	2-1	25-7	17-20	42-27

## TRANSACTIONS BY DATE

1/5	Signed DT William Campbell to the practice squad; Placed DE B.J. McBryde on the practice squad	Released DT Josh Boyd, DT William Campbell, TE David Grinnage, WR Dennis Parks and T Jeremy Vujnovich	Josh Sitton, FB Alstavis Squirewell, G Josh Walker, WR Herb Waters, S Jermaine Whitehead, QB Marquise Williams; Placed DT Tyler Kuder and C Kyle Steuck on injured reserve;	10/24	Signed WR Geronimo Allison and S Jermaine Whitehead to the active roster; Signed WR Dez Stewart to the practice squad; Placed WR Jared Abbrederis and S Chris Banjo on injured reserve	
1/15	Signed CB Robertson Daniel to the active roster from the practice squad; Placed TE Andrew Quarless on injured reserve	Signed S Marwin Evans Signed LB Kyler Fackrell Signed S Jermaine Whitehead Released G/T Vince Kowalski Signed QB Marquise Williams; Released QB Ryan Williams	Placed C Corey Linsley on reserve/physically unable to perform; Placed CB Demetri Goodson and DT Mike Pennel on reserve/suspended	10/25	Signed CB Keith Baxter to the practice squad	
1/18	Signed LB Carl Bradford, DT William Campbell, TE Mitchell Henry, WR Jamel Johnson, DT Christian Ringo, G Matt Rotheram, T Jeremy Vujnovich and WR Ed Williams	Signed G Lucas Patrick; Released WR Devonte Robinson and G Cory Tucker Signed DT Kenny Clark Signed RB Brandon Ross Signed CB Warren Gatewood Released RB Don Jackson and DE B.J. McBryde	9/5	Signed LS Brett Goode; Claimed RB Jhurrell Pressley off waivers from Minnesota Vikings; Placed CB Makinton Dorleant on injured reserve; Released RB Brandon Burks;	10/26	Signed C Jacob Flores to the practice squad
1/19	Signed DE B.J. McBryde	Signed WR Harvey Binford			10/27	Released WR Jared Abbrederis and CB Keith Baxter
2/12	Re-signed DT Letroy Guion	Signed LB Derrick Mathews			10/31	Released RB Knile Davis and S Chris Banjo
3/2	Re-signed K Mason Crosby	Signed LS Jesse Schmitt; Released LB Manoa Pikula			11/2	Signed RB Brandon Burks to the practice squad
3/8	Re-signed G Lane Taylor	Signed C Kyle Steuck; Placed LS Jesse Schmitt on injured reserve			11/5	Activated C Corey Linsley from reserve/physically unable to perform
3/11	Re-signed LB Nick Perry; Signed G/T Vince Kowalski	Released G Matt Rotheram and LS Jesse Schmitt	9/7		11/7	Signed FB Joe Kerridge to active roster; Released S Jermaine Whitehead
3/14	Signed DE Ray Drew	Released T Josh James	9/12		11/8	Released DT Tyler Kuder
3/22	Re-signed RB James Starks	Released DT Demetris Anderson, CB Randall Jette, WR Jamel Johnson, LB Derrick Mathews, P Peter Mortell and WR Ed Williams.	9/13		11/11	Signed TE Beau Sandland to the practice squad; Released RB Brandon Burks
3/28	Signed TE Jared Cook	Released WR Harvey Binford and Tim Masthay; Claimed P Jacom Schum off waivers from Tampa Bay Buccaneers; Traded LB Lerentee McCray to Buffalo Bills; Placed TE Kennard Backman, RB John Crockett, C Jacob Flores, TE Mitchell Henry and G Josh Walker on injured reserve	9/14		11/16	Claimed RB Christine Michael off waivers from Seattle Seahawks; Placed RB Don Jackson on injured reserve
4/8	Released LB Nate Palmer	Released T Josh James	10/3		11/19	Signed LB Carl Bradford to active roster; Released TE Justin Perillo
4/18	Re-signed T/G Don Barclay; Signed LB Lerentee McCray	Released DT Demetris Anderson, CB Randall Jette, WR Jamel Johnson, LB Derrick Mathews, P Peter Mortell and WR Ed Williams.	10/10		11/23	Signed LB Derrick Mathews to the practice squad
4/25	Released DE Ray Drew	Released WR Harvey Binford and Tim Masthay; Claimed P Jacom Schum off waivers from Tampa Bay Buccaneers; Traded LB Lerentee McCray to Buffalo Bills; Placed TE Kennard Backman, RB John Crockett, C Jacob Flores, TE Mitchell Henry and G Josh Walker on injured reserve	10/13		12/2	Signed QB Joe Callahan to the practice squad; Released WR Dez Stewart
5/6	Signed WR Geronimo Allison, S Kentrell Brice, LB Beniquez Brown, QB Joe Callahan, CB Makinton Dorleant, C Jacob Flores, LB Reggie Gilbert, TE David Grinnage, CB Josh Hawkins, RB Don Jackson, T Josh James, CB Randall Jette, DT Tyler Kuder, P Peter Mortell, WR Dennis Parks, LB Manoa Pikula, DT Brian Price, WR Devonte Robinson and WR Herb Waters	Released T Josh James	10/15		12/3	Activated CB Makinton Dorleant from reserve/injured; designated for return; Placed CB Demetri Goodson on injured reserve
5/6	Signed LB Blake Martinez, DE Dean Lowry, WR Trevor Davis and T Kyle Murphy	Released TE Mitchell Henry	10/18		12/6	Placed DT Mike Pennel on reserve/suspended
5/9	Signed T Jason Spriggs, TE Casey Pierce, DT Demetris Anderson, RB Brandon Burks, FB Alstavis Squirewell and G Cory Tucker;	Released WR Geronimo Allison, LB Sam Barrington, LB Carl Bradford, LB Beniquez Brown, CB Robertson Daniel, CB Warren Gatewood, LB Reggie Gilbert, LS Rick Lovato, G Lucas Patrick, TE Casey Pierce, DT Brian Price, RB Brandon Ross, G	10/20		12/12	Signed LB Jordan Tripp
					12/17	Signed QB Joe Callahan to active roster; Released LB Carl Bradford
					12/20	Signed WR Max McCaffrey to the practice squad

## TRANSACTIONS BY PLAYER

<b>Abbrederis, Jared - WR</b> 10/24/16 Placed on injured reserve 10/27/16 Released	<b>Davis, Trevor - WR</b> 5/6/16 Signed	<b>Linsley, Corey - C</b> 9/3/16 Placed on reserve/physically unable to perform	<b>Ringo, Christian - DT</b> 1/18/16 Signed
<b>Allison, Geronimo - WR</b> 5/6/16 Signed 9/3/16 Released 9/5/16 Signed to practice squad 10/24/16 Signed to active roster	<b>Drew, Ray - DE</b> 3/14/16 Signed 4/25/16 Released	<b>Lowry, Dean - DE</b> 5/6/16 Signed	<b>Robinson, Devonte - WR</b> 5/6/16 Signed 6/1/16 Released
<b>Anderson, Demetri - DT</b> 5/9/16 Signed 8/29/16 Released	<b>Dorleant, Makinton - CB</b> 5/6/16 Signed 9/5/16 Placed on injured reserve 12/3/16 Activated from reserve/injured; designated for return	<b>Lovato, Rick - LS</b> 9/3/16 Released	<b>Ross, Brandon - RB</b> 7/13/16 Signed 9/3/16 Released
<b>Backman, Kennard - TE</b> 8/30/16 Placed on injured reserve 9/7/16 Released	<b>Evans, Marwin - S</b> 5/10/16 Signed	<b>Martinez, Blake - LB</b> 5/6/16 Signed	<b>Rotherham, Matt - G</b> 1/18/16 Signed 8/22/16 Released
<b>Bakhtiari, David - T</b> 9/13/16 Signed contract extension	<b>Fackrell, Kyler - LB</b> 5/12/16 Signed	<b>Masthay, Tim - P</b> 8/30/16 Released	<b>Sandland, Beau - TE</b> 11/11/16 Signed to practice squad
<b>Banie, Chris - S</b> 10/24/16 Placed on injured reserve 10/31/16 Released	<b>Flores, Jacob - C</b> 5/6/16 Signed 8/30/16 Placed on injured reserve 9/7/16 Released 10/26/16 Signed to practice squad	<b>Mathews, Derrick - LB</b> 8/2/16 Signed 8/29/16 Released 11/23/16 Signed to practice squad	<b>Schmitt, Jesse - LS</b> 8/9/16 Signed 8/14/16 Placed on injured reserve 8/22/16 Released
<b>Barclay, Don - T/G</b> 4/18/16 Re-signed	<b>Gatewood, Warren - CB</b> 7/20/16 Signed 9/3/16 Released	<b>McBryde, B.J. - DE</b> 1/5/16 Placed on practice squad injured list 1/19/16 Signed 7/25/16 Released	<b>Schum, Jacob - P</b> 8/30/16 Claimed off waivers from Tampa Bay Buccaneers
<b>Barrington, Sam - LB</b> 9/3/16 Released	<b>Gilbert, Reggie - LB</b> 5/6/16 Signed 9/3/16 Signed to practice squad	<b>McCaffrey, Max - WR</b> 12/20/16 Signed to practice squad	<b>Shields, Sam - CB</b> 10/18/16 Placed on injured reserve
<b>Baxter, Keith - CB</b> 10/25/16 Signed to practice squad 10/27/16 Released	<b>Goode, Brett - LS</b> 9/5/16 Signed	<b>McCray, Larence - LB</b> 4/18/16 Signed 8/30/16 Traded to Buffalo Bills	<b>Sifton, Josh - G</b> 9/3/16 Released
<b>Binford, Harvey - WR</b> 7/28/16 Signed 8/30/16 Released	<b>Goodson, Demetri - CB</b> 9/3/16 Placed on reserve/suspended 10/15/16 Activated from exempt status 12/3/16 Placed on injured reserve	<b>Michael, Christine - RB</b> 11/16/16 Claimed off waivers from Seattle Seahawks	<b>Spriggs, Jason - T</b> 5/9/16 Signed
<b>Boyd, Josh - DT</b> 5/9/16 Released	<b>Grinnage, David - TE</b> 5/6/16 Signed 5/9/16 Released	<b>Mortell, Peter - P</b> 5/6/16 Signed 8/22/16 Released	<b>Squirewell, Alstevins - FB</b> 5/9/16 Signed 9/3/16 Released
<b>Bradford, Carl - LB</b> 1/18/16 Signed 9/3/16 Released 9/5/16 Signed to practice squad 11/19/16 Signed to active roster 12/17/16 Released	<b>Guion, Letroy - DT</b> 2/12/16 Re-signed	<b>Muir, Blake - G</b> 9/5/16 Signed to practice squad 10/18/16 Released	<b>Starks, James - RB</b> 3/22/16 Re-signed
<b>Brice, Kentrell - S</b> 5/6/16 Signed	<b>Hawkins, Josh - CB</b> 5/6/16 Signed	<b>Murphy, Kyle - T</b> 5/6/16 Signed	<b>Steuck, Kyle - C</b> 8/14/16 Signed 9/3/16 Placed on injured reserve 9/12/16 Released
<b>Brown, Beniquez - LB</b> 9/3/16 Released 9/5/16 Signed to practice squad	<b>Henry, Mitchell - TE</b> 1/18/16 Signed 8/30/16 Placed on injured reserve 9/2/16 Released	<b>Palmer, Nate - LB</b> 4/8/16 Released	<b>Stewart, Dez - WR</b> 10/24/16 Signed to practice squad 12/2/16 Released
<b>Burks, Brandon - RB</b> 5/9/16 Signed 9/5/16 Released 11/2/16 Signed to practice squad 11/11/16 Released	<b>Jackson, Don - RB</b> 5/6/16 Signed 7/25/16 Released 10/20/16 Signed to practice squad 11/16/16 Placed on injured reserve	<b>Parks, Dennis - WR</b> 5/6/16 Signed 5/9/16 Released	<b>Taylor, Lane - C</b> 3/8/16 Re-signed
<b>Callahan, Joe - QB</b> 5/6/16 Signed 10/13/16 Released 12/2/16 Signed to practice squad 12/17/16 Signed to active roster	<b>James, Josh - T</b> 5/6/16 Signed 8/23/16 Released	<b>Patrick, Lucas - G</b> 6/1/16 Signed 9/3/16 Released 9/5/16 Signed to practice squad	<b>Tucker, Cory - G</b> 5/9/16 Signed 6/1/16 Released
<b>Campbell, William - DT</b> 1/5/16 Signed 1/18/16 Signed 5/9/16 Released	<b>Jette, Randall - CB</b> 5/6/16 Signed 8/16/16 Released	<b>Pennel, Mike - DT</b> 9/3/16 Placed on reserve/suspended 10/15/16 Activated from exempt status 12/6/16 Placed on reserve/suspended	<b>Vujnovich, Jeremy - T</b> 1/18/16 Signed 5/9/16 Released
<b>Clark, Kenny - DT</b> 6/17/16 Signed	<b>Johnson, Jamel - WR</b> 1/18/16 Signed 8/29/16 Released	<b>Perillo, Justin - TE</b> 11/19/16 Released	<b>Walker, Josh - G</b> 8/30/16 Placed on injured reserve 9/3/16 Released
<b>Cook, Jared - TE</b> 3/28/16 Signed	<b>Kerridge, Joe - FB</b> 10/3/16 Signed to practice squad 11/7/16 Signed to active roster	<b>Perry, Nick - LB</b> 3/11/16 Re-signed	<b>Waters, Herb - WR</b> 5/6/16 Signed 9/3/16 Released 10/24/16 Signed to practice squad
<b>Crockett, John - RB</b> 8/30/16 Placed on injured reserve	<b>Kowalski, Vince - T</b> 3/11/16 Signed 5/25/16 Released	<b>Pierce, Casey - TE</b> 5/9/16 Signed 9/3/16 Released	<b>Whitehead, Jermaine - S</b> 5/18/16 Signed 9/3/16 Released 9/5/16 Signed to practice squad 10/24/16 Signed to active roster 11/7/16 Released
<b>Crosby, Mason - K</b> 3/2/16 Re-signed	<b>Kuder, Tyler - DT</b> 5/6/16 Signed 9/3/16 Placed on injured reserve 11/8/16 Released	<b>Pikul, Manoa - LB</b> 5/6/16 Signed 8/9/16 Released	<b>Williams, Ed - WR</b> 1/18/16 Signed 8/29/16 Released
<b>Daniel, Robertson - CB</b> 1/15/16 Signed to active roster 9/3/16 Released 9/2/16 Signed to practice squad 9/2/16 Released	<b>Lacy, Eddie - RB</b> 10/20/16 Placed on injured reserve	<b>Pressley, Jhurrell - RB</b> 9/5/16 Claimed off waivers from Minnesota Vikings 9/14/16 Released	<b>Williams, Marquise - QB</b> 5/26/16 Signed 9/3/16 Released
<b>Davis, Knile - RB</b> 10/18/16 Traded for from Kansas City Chiefs 10/31/16 Released		<b>Price, Brian - DT</b> 5/6/16 Signed 9/3/16 Released 9/5/16 Signed to practice squad 9/22/16 Signed to active roster 10/15/16 Released 10/18/16 Signed to practice squad	<b>Williams, Ryan - QB</b> 1/5/16 Signed (reserve/future) 5/26/16 Released

# THE LAST TIME

## Regular-Season Games Only

### **RUSHING**

#### **200 Yards Rushing, Individual**

BY PACKERS — Ahman Green, Dec. 28, 2003, vs. Denver (218 yards)  
BY OPPONENT — Adrian Peterson, Dec. 2, 2012, vs. Minnesota (210 yards)

#### **100 Yards Rushing, Individual**

BY PACKERS — Ty Montgomery, Dec. 18, 2016, at Chicago (162 yards)  
BY OPPONENT — Robert Kelley, Nov. 20, 2016, at Washington (137 yards)

#### **100 Yards Rushing, Individual, One Half**

BY PACKERS — Ty Montgomery, Dec. 18, 2016, at Chicago (123 yards in first half)  
BY OPPONENT — Robert Kelley, Nov. 20, 2016, at Washington (102 yards in second half)

#### **100 Yards Rushing and Receiving, Individual**

BY PACKERS — Never  
BY OPPONENT — Darrin Nelson, Nov. 13, 1983, at Minnesota (119 yards rushing, 137 receiving)

#### **Two 100-Yard Rushers**

BY PACKERS — Ryan Grant (106 yards) and DeShawn Wynn (106 yards), Dec. 28, 2008, vs. Detroit  
BY OPPONENT — Tony Dorsett (149 yards) and Robert Newhouse (101 yards), Nov. 12, 1978, vs. Dallas at Milw.

#### **Two 100-Yard Rushers and Two 100-Yard Receivers**

BY PACKERS — Ryan Grant (106 yards) and DeShawn Wynn (106), Dec. 28, 2008, vs. Detroit, Donald Driver (111 yards) and Greg Jennings (101 yards), Dec. 28, 2008, vs. Detroit\*  
BY OPPONENT — Never  
\*First time in NFL history

#### **Four Touchdowns Rushing, Individual**

BY PACKERS — Dorsey Levens, Jan. 2, 2000, vs. Arizona (8, 1, 5, 1 yards)  
BY OPPONENT — DeAngelo Williams, Nov. 30, 2008, vs. Carolina (1, 1, 1, 1 yards)

#### **Three Touchdowns Rushing, Individual**

BY PACKERS — Ahman Green, Oct. 20, 2002, vs. Washington (24, 2, 8 yards)  
BY OPPONENT — Robert Kelley, Nov. 20, 2016, at Washington (10, 1, 4 yards)

#### **Two Touchdowns Rushing, Individual**

BY PACKERS — Ty Montgomery, Dec. 18, 2016, at Chicago (4, 3 yards)  
BY OPPONENT — Robert Kelley, Nov. 20, 2016, at Washington (10, 1, 4 yards)

### **PASSING**

#### **400 Yards Passing, Individual**

BY PACKERS — Aaron Rodgers, Oct. 26, 2014, at New Orleans (418 yards)  
BY OPPONENT — Philip Rivers, Oct. 18, 2015, vs. San Diego (503 yards)

#### **300 Yards Passing, Individual**

BY PACKERS — Aaron Rodgers, Dec. 24, 2016, vs. Minnesota (347 yards)  
BY OPPONENT — Sam Bradford, Dec. 24, 2016, vs. Minnesota (382 yards)

#### **Six Touchdown Passes, Individual**

BY PACKERS — Aaron Rodgers, Nov. 9, 2014, vs. Chicago (1, 4, 73, 40, 56, 18 yards)  
BY OPPONENT — Tommy Kramer, Sept. 28, 1986, at Minnesota (23, 13, 36, 2, 17, 7 yards)

#### **Five Touchdown Passes, Individual**

BY PACKERS — Aaron Rodgers, Sept. 28, 2015, vs. Kansas City (8, 3, 27, 4, 4, yards)  
BY OPPONENT — Matthew Stafford, Jan. 1, 2012, vs. Detroit (8, 13, 2, 5, 12 yards)

#### **Four Touchdown Passes, Individual**

BY PACKERS — Aaron Rodgers, Dec. 24, 2016, vs. Minnesota (21, 20, 2, 13 yards)  
BY OPPONENT — Marcus Mariota, Nov. 13, 2016, at Tennessee (9, 32, 6, 33 yards)

#### **Three Touchdown Passes, Individual**

BY PACKERS — Aaron Rodgers, Dec. 24, 2016, vs. Minnesota (21, 20, 2, 13 yards)  
BY OPPONENT — Sam Bradford, Dec. 24, 2016, vs. Minnesota (71, 3, 8 yards)

#### **Six Interceptions Thrown, Individual**

BY PACKERS — Tom O'Malley, Sept. 17, 1950, vs. Detroit  
BY OPPONENT — Don Horn, Sept. 26, 1971, vs. Denver at Milw.

#### **Five Interceptions Thrown, Individual**

BY PACKERS — Brett Favre, Oct. 30, 2005, at Cincinnati  
BY OPPONENT — Russell Wilson, Dec. 11, 2016, vs. Seattle

#### **Four Interceptions Thrown, Individual**

BY PACKERS — Brett Favre, Dec. 25, 2005, vs. Chicago  
BY OPPONENT — Russell Wilson, Dec. 11, 2016, vs. Seattle

### **RECEIVING**

#### **10 or More Receptions, Individual**

BY PACKERS — Jordy Nelson, Nov. 13, 2016, at Tennessee (12 receptions)  
BY OPPONENT — Adam Thielen, Dec. 24, 2016, vs. Minnesota (12 receptions)

#### **200 Yards Receiving, Individual**

BY PACKERS — Jordy Nelson, Sept. 14, 2014, vs. N.Y. Jets (209 yards)  
BY OPPONENT — Adam Thielen, Dec. 24, 2016, vs. Minnesota (202 yards)

#### **100 Yards Receiving, Individual**

BY PACKERS — Jordy Nelson, Dec. 24, 2016, vs. Minnesota (154 yards)  
BY OPPONENT — Adam Thielen, Dec. 24, 2016, vs. Minnesota (202 yards)

#### **100 Yards Receiving, One Half, Individual**

BY PACKERS — Jordy Nelson, Dec. 24, 2016, vs. Minnesota (145 yards in first half)  
BY OPPONENT — Adam Thielen, Dec. 24, 2016, vs. Minnesota (142 yards in first half)

#### **Two 100-Yard Receivers**

BY PACKERS — Davante Adams (156 yards) and Jordy Nelson (126 yards), Nov. 13, 2016, at Tennessee  
BY OPPONENT — Deonte Thompson (110 yards) and Cameron Meredith (104 yards), Dec. 18, 2016, at Chicago

#### **Four Touchdown Receptions, Individual**

BY PACKERS — Sterling Sharpe, Nov. 24, 1994, at Dallas (1, 36, 30, 5 yards)  
BY OPPONENT — Never

#### **Three Touchdown Receptions, Individual**

BY PACKERS — Randall Cobb, Sept. 28, 2015, vs. Kansas City (3, 4, 4 yards)  
BY OPPONENT — Vincent Jackson, Nov. 6, 2011, at San Diego (23, 5, 29 yards)

#### **Two Touchdown Receptions, Individual**

BY PACKERS — Jordy Nelson, Dec. 24, 2016, vs. Minnesota (21, 2 yards)  
BY OPPONENT — Adam Thielen, Dec. 24, 2016, vs. Minnesota (71, 8 yards)

### **INTERCEPTIONS**

#### **Four Interceptions, Individual**

BY PACKERS — Willie Buchanon, Sept. 24, 1978, at San Diego  
BY OPPONENT — Never

#### **Three Interceptions, Individual**

BY PACKERS — Tom Flynn, Oct. 28, 1984, vs. Detroit  
BY OPPONENT — Vencie Glenn, Dec. 27, 1992, at Minnesota

#### **Two Interceptions, Individual**

BY PACKERS — Ha Ha Clinton-Dix, Dec. 18, 2016, at Chicago  
BY OPPONENT — Janoris Jenkins, Oct. 9, 2016, vs. N.Y. Giants

#### **Interception Returned for Touchdown**

BY PACKERS — Damarious Randall, Dec. 20, 2015, at Oakland (43 yards)  
BY OPPONENT — Cortez Allen, Dec. 22, 2013, vs. Pittsburgh (40 yards)

### **TOUCHDOWNS**

#### **Five Touchdowns, Individual**

BY PACKERS — Paul Hornung, Dec. 12, 1965, at Baltimore (2-, 9-, 3-yard runs; 50-, 65-yard receptions)  
BY OPPONENT — Never

#### **Four Touchdowns, Individual**

BY PACKERS — Dorsey Levens, Jan. 2, 2000, vs. Arizona (8-, 1-, 5-, 1-yard runs)  
BY OPPONENT — DeAngelo Williams, Nov. 30, 2008, vs. Carolina (1-, 1-, 1-, 1-yard runs)

#### **Three Touchdowns, Individual**

BY PACKERS — Randall Cobb, Sept. 28, 2015, vs. Kansas City (3-, 4-, 4-yard receptions)  
BY OPPONENT — Robert Kelley, Nov. 20, 2016, at Washington (10-, 1-, 4-yard runs)



## THE LAST TIME

### **FIELD GOALS/PATs**

#### **Five Field Goals Made, Individual**

BY PACKERS — Mason Crosby, Nov. 22, 2015, at Minnesota (42, 47, 40, 42, 52 yards)

BY OPPONENT — Dan Bailey, Dec. 15, 2013, at Dallas (47, 23, 43, 50, 50 yards)

#### **Four Field Goals Made, Individual**

BY PACKERS — Mason Crosby, Nov. 22, 2015, at Minnesota (42, 47, 40, 42, 52 yards)

BY OPPONENT — Dan Carpenter, Dec. 14, 2014, at Buffalo (27, 51, 35, 48 yards)

#### **60-Yard Field Goal**

BY PACKERS — Never

BY OPPONENT — David Akers, Sept. 9, 2012, vs. San Francisco (63 yards)

#### **50-Yard Field Goal**

BY PACKERS — Mason Crosby, Nov. 26, 2015, vs. Chicago (50 yards)

BY OPPONENT — Caleb Sturgis, Nov. 28, 2016, at Philadelphia (50 yards)

#### **Blocked Field-Goal Attempt**

BY PACKERS — Datone Jones, Oct. 11, 2015, vs. St. Louis (50-yard Greg Zuerlein attempt)

BY OPPONENT — Akiem Hicks, Oct. 20, 2016, vs. Chicago (31-yard Mason Crosby attempt)

#### **Two-Point Conversion**

BY PACKERS — Aaron Rodgers, Oct. 30, 2016, at Atlanta

BY OPPONENT — Travis Kelce, Sept. 28, 2015, vs. Kansas City (pass from Alex Smith)

#### **Point After Touchdown Missed**

BY PACKERS — Mason Crosby, Nov. 13, 2016, at Tennessee (second attempt, wide left)

BY OPPONENT — Kai Forbath, Dec. 24, 2016, vs. Minnesota (second attempt, hit right upright)

#### **Blocked Point After Touchdown**

BY PACKERS — Datone Jones, Sept. 22, 2013, at Cincinnati (Mike Nugent, fourth attempt)

BY OPPONENT — Ra'Shede Hageman, Dec. 8, 2014, vs. Atlanta (Mason Crosby, fifth attempt)

### **PUNTING**

#### **70-Yard Punt**

BY PACKERS — Tim Masthay, Dec. 18, 2011, at Kansas City (71 yards)

BY OPPONENT — Jon Ryan, Sept. 24, 2012, at Seattle (73 yards)

#### **60-Yard Punt**

BY PACKERS — Jacob Schum, Nov. 6, 2016, vs. Indianapolis (65 yards)

BY OPPONENT — Pat McAfee, Nov. 6, 2016, vs. Indianapolis (67 yards)

#### **Blocked Punt**

BY PACKERS — Jamari Lattimore, Nov. 4, 2013, vs. Chicago (Adam Podlesh, punter)

BY OPPONENT — Bryan Braman, Nov. 16, 2014, vs. Philadelphia (Tim Masthay, punter)

#### **10 Punts, Individual**

BY PACKERS — Jon Ryan, Nov. 19, 2006, vs. New England (10 punts; 459 yards)

BY OPPONENT — Chris Kluwe, Dec. 21, 2006, vs. Minnesota (10 punts; 434 yards)

#### **No Punts**

BY PACKERS — Oct. 26, 2014, at New Orleans

BY OPPONENT — Oct. 26, 2014, at New Orleans

### **OTHER SPECIAL TEAMS**

#### **Kickoff Returned for Touchdown**

BY PACKERS — Randall Cobb, Sept. 8, 2011, vs. New Orleans (108 yards)

BY OPPONENT — Jordan Todman, Nov. 6, 2016, vs. Indianapolis (99 yards)

#### **Punt Returned for Touchdown**

BY PACKERS — Micah Hyde, Dec. 28, 2014, vs. Detroit (55 yards)

BY OPPONENT — Marcus Thigpen, Dec. 14, 2014, at Buffalo (75 yards)

#### **Blocked (Opponent) Field Goal Returned for Touchdown**

BY PACKERS — Willie Buchanon, Dec. 17, 1972, at New Orleans (57 yards)

BY OPPONENT — Shawn Springs, Nov. 1, 1999, vs. Seattle (61 yards)

#### **Blocked Punt Returned for Touchdown**

BY PACKERS — Dezman Moses, Oct. 28, 2012, vs. Jacksonville (0 yards; Bryan Anger, punter)

BY OPPONENT — DeVier Posey, Oct. 14, 2012, at Houston (0 yards; Tim Masthay, punter)

### **Recovered Own Onside Kick Attempt**

BY PACKERS — Damarius Randall, Nov. 15, 2015, vs. Detroit (Mason Crosby, kicker)

BY OPPONENT — Jayron Kearsse, Dec. 24, 2016, vs. Minnesota (Kai Forbath, kicker)

### **OTHER DEFENSE**

#### **Shutout Posted**

BY PACKERS — Oct. 31, 2010, at N.Y. Jets (9-0)

BY OPPONENT — Nov. 19, 2006, vs. New England (35-0)

#### **Fumble Returned for Touchdown**

BY PACKERS — Casey Hayward, Nov. 16, 2014, vs. Philadelphia (49 yards)

BY OPPONENT — Leonard Floyd, Oct. 20, 2016, vs. Chicago (0 yards)

#### **Safety Scored**

BY PACKERS — Team, Dec. 28, 2014, vs. Detroit (Matthew Stafford penalized for intentional grounding in end zone)

BY OPPONENT — Malik Jackson, Nov. 1, 2015, at Denver (Richard Rodgers tackled in end zone)

#### **Five Sacks, Individual**

BY PACKERS — Vonnie Holliday, Dec. 22, 2002, vs. Buffalo

BY OPPONENT — Antwan Odom, Sept. 20, 2009, vs. Cincinnati

#### **Four Sacks, Individual**

BY PACKERS — Kabee Gbaja-Biamila, Jan. 2, 2005, at Chicago

BY OPPONENT — Chris Clemons, Sept. 24, 2012, at Seattle

#### **Three Sacks, Individual**

BY PACKERS — A.J. Hawk, Oct. 13, 2013, at Baltimore

BY OPPONENT — Dwight Freeney, Dec. 27, 2015, at Arizona

### **MISCELLANEOUS**

#### **No Penalties**

BY PACKERS — Nov. 4, 2013, vs. Chicago

BY OPPONENT — Dec. 14, 1997, at Carolina

#### **Game Without Touchdown**

BY PACKERS — Dec. 12, 2010, at Detroit

BY OPPONENT — Oct. 4, 2015, at San Francisco

#### **50 Points, Game**

BY PACKERS — 53, Nov. 16, 2014, vs. Philadelphia

BY OPPONENT — 51, Nov. 24, 2008, at New Orleans

#### **40 Points, Game**

BY PACKERS — 43, Dec. 8, 2014, vs. Atlanta

BY OPPONENT — 42, Nov. 20, 2016, at Washington

#### **500 Yards Total Offense**

BY PACKERS — 502, Dec. 8, 2014, vs. Atlanta

BY OPPONENT — 515, Nov. 20, 2016, at Washington

#### **Tie Game**

Green Bay 26, Minnesota 26, Nov. 24, 2013







GREEN BAY, Wis. -- The timing is back for quarterback Aaron Rodgers and the rest of Green Bay's offense. The Packers' pass defense might need a little work, though.

Rodgers threw for 205 yards and four touchdowns, including two in the first half to Jordy Nelson, and the Packers snapped out of their offensive funk before holding off the Detroit Lions for a 34-27 win Sunday.

Hoogers was 15 of 22, leading the Packers to touchdowns on their first three series. Nelson had 101 yards on six catches, returning to the form that made him one of the NFL's best receivers before missing the 2015 season with a knee injury.

They moved the ball on the Lions' short-handed defense with ease in the first half. The Packers (2-1) led 31-10 at halftime before the Lions slowly chipped away.

the Packers' 27 with 3:22 left to effectively seal the win.

But the Packers turned the secondary with the plans to build a big play and Eddie Leav ran for 103 yards on 17 carries in total yardage (418-324) and time of possession, holding the ball for 35 minutes.

Now the Packers heard into an early bye week with renewed confidence after a successful opener at Lambeau Field.

The Lions gained chunks of yardage in the second half after being forced to play catch-up following Green Bay's big early lead. The Packers' defense was also missing four starters, including linebacker Clay Matthews.

Stafford found holes over the middle of the field. He connected with Jones for a 23-yard completion on the first play from scrimmage in the second half to the Detroit 46.

But Green Bay's stunner run defense had another big day, albeit against a Lions offense playing without injured tailback Ameer Abdullah. Detroit managed just 50 yards on 23 carries, with a team-high 38 yards on 10 carries by Dwayne Washington.

Jones gave the Lions a boost, going into halftime with a 73-yard touchdown pass from Stafford to get Detroit within 31-10. He stiff-armed cornerback Josh Hawkins before sprinting untouched 45 yards into the end zone.

The Packers' offense accomplished two of McCarthy's bigger goals for this week: receivers worked the middle of the field, and Lacy got more carries in the running game. Nelson was lined up in the slot on his 8-yard touchdown catch in the first quarter, when Rodgers pump-faked, then stepped

**OFFICIALS** — Referee: Carl Chertoff (51); Umpire: Ruben Fowler (71); Head linesman: Kent Payne (79); Line judge: Tim Podrazza (47); Side up in the pocket to him: Watson. Lady looked rejuvenated as he bounced on defenders for a 23-yard run in the second quarter.

Judge: Jon Lucivansky (89); Field Judge: Brad Freeman (88); Back Judge: Jim Quirk (63); Replay Official: Charles Stewart

## STARTING LINEUPS

Detroit Lions				Green Bay Packers			
Offense		Defense		Offense		Defense	
WR	15 G. Tate	DE	98 D. Taylor	NT	97 K. Clark	DE	76 M. Daniels
LT	68 T. Decker	DT	93 T. Walker	DT	69 D. Bakhtiari	LB	56 J. Pappas
LG	72 L. Tomlinson	DT	92 K. H. Ngata	LB	65 L. Taylor	LB	47 J. Ryan
C	64 T. Swanson	DE	6 K. Hyder	J. Treiter	73	LT	50 B. Martinez
RG	75 L. Wardro	OLB	59 T. Armbrister	RG	70 T. Lang	ILB	53 M. Perov
RT	71 B. Reiff	MLB	50 T. Whitnaster	R. B. Ruane	75	ROLB	

TE	86	E.Dron	OLB	53	K. Van Noy	TE	82	R. Rodgers	LOB	23	D. Randall
WR	11	M. Jones	CB	23	D. Stay	WR	18	R. Cobb	RCB	36	L. Gunter
WR	80	A. Boldin	CB	24	N. Lawson	CB	12	A. Rodgers	SS	33	M. Hyde
CB	9	M. Statford	SS	32	W. Elacy	FB	27	E. Elacy	FS	33	M. Hyde
RB	25	T. Riddick	FS	27	G. Gunn	RB	22	A. Rikowski	CB	24	O. Hollins-Dix

**GREEN BAY SUBSTITUTIONS** — K 2 M. Crosby, P 10 J. Schum, WR 11 T. Davis, WR 17 D. Adams, S 29 M. Evans, CB 28 J. Hawkins, S 29

K. Brice, S 32 C. Rano, RB 44 J. Sarkis, LB 45 J. Thomas, LB 51 K. Fackrell, LS 61 B. Goode, 7/6 67 D. Barclay, 1/8 8 J. Spriggs, TE 80, J. Penilo, WR 83 J. Jants, WR 84 J. Abbrederis, WR 88 T. Montgomery, TE 89 J. Cook, LB 91 J. Elliott, DE 94 D. Lowry, DT 96 B. Price, DT 99 C. Ringo, **DID NOT PLAY** — 08 7 B. Hundley, **INACTIVES** — 08 6 J. Callahan, CB 37 S. Shields, S 42 M. Burnett, LB 52 C. Matthews, T 68 K. Murphy, DE/LB 95 D. Jones, DT 98 L. Guiton.

FIELD GOALS (made ( ) & missed)

[illegible]

## GREEN BAY DEFENSIVE STATISTICS (official)

[illegible]

DETROIT LIONS										GREEN BAY PACKERS									
RUSHING					PASSING					RUSHING					PASSING				
ATT	YDS	AVG	LG	TD	ATT	YDS	AVG	LG	TD	ATT	YDS	AVG	LG	TD	ATT	YDS	AVG	LG	TD
D Washington	10	38	3.8	7	E Lacy	17	103	6.1	25	A Rodgers	24	205	8.6	49	A Rodgers	24	205	8.6	49
M Stafford	5	11	5.5	0	A Rodgers	5	11	4.4	14	T Montgomery	1	-1.0	-1	0	T Montgomery	1	-1.0	-1	0
T Riddick	10	9	0.9	0	J Starks	1	-1	-1.0	-1	J Starks	1	-1	-1	0	J Starks	1	-1	-1	0
G Tate	0	0	-8.0	0															
Total	23	50	2.2	9	Total	24	123	5.1	25	Total	24	123	5.1	25	Total	24	123	5.1	25

[illegible]

			Visitor		Home	
	Lions	Packers		Lions	Packers	
<b>TOTAL FIRST DOWNS</b> .....2217						
By Rushing.....	4	6	<b>Fgs - Pats had blocked</b> .....0-0			
By Passing.....	17	9	<b>Net Punting Average</b> .....33.33			
By Penalty.....1	2	2	<b>TOTAL RETURN YARDS (not inc. Kickoffs)</b> .....1643			
<b>THIRD-DOWN EFFICIENCY</b> .....8-14-57%5-10-50%			No. and Yards Punt Returns.....2-161-1			
<b>FOURTH-DOWN EFFICIENCY</b> .....1-1-100%0-0-0%			No. and Yards Kickoff Returns.....4-891-42			
<b>TOTAL NET YARDS</b> .....418324			No. and Yards interception Returns.....0-01-4			
Total Offensive Plays.....	67	50	<b>PENALTIES Number and Yards</b> .....4-864-44			
Average gain per offensive play.....	6.2	6.5	<b>FUMBLES Number and Lost</b> .....0-00-0			
<b>NET YARDS RUSHING</b> .....23123			<b>TOUCHDOWNS</b> .....33			
Total Rushing Plays.....	23	24	Rushing.....00			
Average gain per rushing play.....	2.2	5.1	Passing.....30			
Tackles for a loss-number and yards.....	7-21	3-3	<b>EXTRA POINTS Made-Attempts</b> .....3-34-4			
<b>NET YARDS PASSING</b> .....368201			Kicking Made-Attempts.....3-32-2			
Times thrown - yards lost att. to pass.....	3-17	2-4	<b>FIELD GOALS Made-Attempts</b> .....2-32-4			
Gross yards passing.....	385	205	<b>RED-ZONE EFFICIENCY</b> .....1-3-33%4-5-80%			
<b>PASS ATT-COMP-INT</b> .....41-28-124-15-0			<b>GOAL-TO-GO EFFICIENCY</b> .....1-1-100%1-1-100%			
Average gain per pass play.....	8.4	7.7	<b>SAFETIES</b> .....00			
KICKOFFS Number-In EZ-Touchbacks.....	6-4-4	7-6-3	<b>FINAL SCORE</b> .....273-			
PUNTS Number and Average.....	2-47.5	2-41.5	<b>TIME OF POSSESSION</b> .....35:0724:55			
Had Blocked.....	0	0				





**GREEN BAY, Wis. (AP)**—Rookie Dak Prescott is staling an impressive case to remain the starting quarterback of the Dallas Cowboys. He's off to quite the start in his NFL career after following veteran Tony Romo's preseason back injury. Prescott threw for 247 yards and three touchdowns, and the Cowboys forced four turnovers in a 30-16 win over the Green Bay Packers. Prescott was 18 of 27 and shook off two hinders and an interception to lead the Cowboys (5-1) to their fifth straight win. Prescott showed poise in the fourth quarter, while matching the Cowboys on a seven-play, 75-yard drive that ended with a 4-yard touchdown pass to Cole Beasley for an 18-point lead with 10:26 left.

romo seems to be fitting closer to returning. After a bye, Dallas next plays on Oct. 30 against Philadelphia. Proscamp picked on a Packers secondary that played much of the game without their top three cornerbacks because of injuries. His fourth-quarter touchdown pass left Packers fans at Lambeau stunned. They were booing at times following another choppy game for Green Bay's offense. The four turnovers were a season high for Green Bay (3-2).

Even two-time NFL MVP quarterback Aaron Rodgers wasn't immune from the jeering. Rodgers finished 31 of 42 for a season-high 294 yards. The Packers didn't get into the end zone until Rodgers and Cobb connected on a 6-yd touchdown pass with 6:55 left to get within 27-16. Rodgers accounted for two turnovers with an interception to go with a fumble on first-and-goal at the Cowboys' 1 with 1:10 left in the third quarter. It was a designed draw play out of an empty backfield.

Passot threw the first interception of his career after he was picked off on third-and-8 from the Dallas 6, throwing out of his end zone with 20 seconds left in third quarter. Safety Morgan Burnett had the diving interception.

Passot's NFL record streak for a quarterback at the start of his career without an interception ended at 176 pass attempts. He broke the mark of 162 previously held by New England's Tom Brady earlier in the game.

Drops were a problem again at times for Packers receivers. Timing may have been off on a couple other throws. Rodgers and McCarthy said the Packers would figure out the problems after watching the film. It was Green Bay's worst defeat at home with Rodgers as the starting quarterback since a 37-20 loss to the Giants in the 2011 NFC Divisional playoffs.

Dallas defender Green set a league-best run defense. The Cowboys rushed for 93 yards in the first half against the Packers, which was already a season high against Green Bay. The Packers had been allowing 42.8 yards per game entering Sunday. Dallas was averaging a league-best 155.2 yards per game.

Hoode Ezekiel Elliott finished with 157 yards on 28 carries, giving him 703 yards rushing - the second-most in a player's first six career games, behind only Eric Dickerson (787). Elliott also became the only rookie to rush for at least 130 yards in four consecutive games.

**OFFICIALS** — Referee: Brad Allen (122). Umpire: Fred Bryan (11). Head Linesman: Jim Melo (48). Line Judge: Thomas Symonette (100). Side Judge: David Meslow (118). Field Judge: Tom Hill (97). Back Judge: Shawn Hochuli (83). Replay Official: Jim Lapetina

## STARTING LINEUPS

Dallas Cowboys				Green Bay Packers			
Offense		Defense		Offense		Defense	
WR	19 B. Butler	DE	98 T. Crawford	WR	87 J. Nelson	DE	97 K. Clark
TE	97 G. Swaim	DT	97 T. McClain	LT	69 D. Bakhtiari	LT	98 L. Glavin
LT	77 T. Smith	DT	96 M. Collins	LG	65 L. Taylor	DT	76 M. Daniels
LG	65 R. Leary	DE	93 J. Crawford	C	73 J. Tretter	LOLB	56 J. Pappens
C	72 T. Frederick	MLB	59 A. Hitchens	RG	70 T. Lang	ILB	52 C. Matthews
RG	70 Z. Martin	WLB	50 S. Lee	RT	75 B. Bugda	ROLB	53 N. Perry
RB	68 D. Free	CB	39 B. Carr	WR	17 D. Adams	LCB	23 D. Randall

LB	62 J.Winters	CB	29 M.Cascone	WR	18 A.Rodriguez	RO	30 C.Launier
WR	83 T.Williams	FS	31 B.Jones	QB	10 A.Rodgers	RB	42 M.Burnett
QB	4 D.Prescott	SS	42 B.Church	FB	27 E.Elay	FS	33 H.Clinton-Dix
RB	21 E.Ellicott	CB	30 A.Browns	FB	22 A.Rikowski	S	21 M.Hyde
<b>GREENSBAY SUBSTITUTIONS — K 2 McGroarty, P 10 Schum, WR 11 Davis, S 25 M.Franks, CB 28 J.Hankins, S 29 K.Brice, CB 39</b>							
D.Gordon, LB 47 J.Phan, LB 48 L.Thomas, LB 50 B.Martinez, LB 51 K.Fackell, LS 61 B.Goode, DT 64 M.Jackson, TG 67 D.Barclay, T 78 R.Spriggs,							
TE 80 J.Perillo, TE 82 R.Rodgers, WR 83 J.Janis, WR 84 J.Abbotterens, WR 88 T.McMonaghy, LB 91 J.Elricht, DE 94 D.Lowmy, DE/LB 95 D.Jones,							
<b>DON'T PLAY — DB 7 B.Hundley, INACTIVES — CB 24 Q.Rollins, S 32 C.Banjo, CB 37 S.Smeltz, RB 44 J.Starks, T 68 K.Murphy, TE 89</b>							
Cook, DT 99 C.Ringo.							

**FIELD GOALS (made ( ) & missed)**

[illegible]

### GREEN BAY DEFENSIVE STATISTICS (official)

	UT	A	TFL	TI	Sck	QBH	EE	ER	Int	PD		UT	A	TFL	TI	Sck	QBH	EE	ER	Int	PD
H.Clinton-Dix	9	0	1	9	0-0	0	0	0	0-0	0	D.Randall	2	0	0	2	0-0	0	0	0	0-0	0
M.Burnett	6	2	0	8	0-0	0	0	0	1-0	2	M.Daniels	1	1	0	2	0-0	0	0	0	0-0	0
J.Ryan	4	2	0	6	0-0	0	0	0	0-0	0	J.Elliott	0	2	0	2	0-0	0	0	0	0-0	0
B.Martinez	3	3	0	6	0-0	0	0	0	0-0	0	L.Glavin	1	1	0	2	0-0	1	0	0	0-0	0
D.Jones	4	1	0	5	0-0	1	0	0	0-0	0	C.Mathews	1	1	0	2	0-0	0	0	0	0-0	0
N.Perry	4	1	0	5	0-0	0	0	0	0-0	0	M.Parnell	1	1	1	2	0-0	0	0	0	0-0	0
L.Gunter	2	2	0	4	0-0	0	0	0	0-0	0	J.Peppers	1	1	1	2	0-0	1	0	0	0-0	0
K.Clark	1	2	0	3	0-0	0	0	0	0-0	0	J.Thomas	0	0	0	0	0-0	0	0	1	0-0	0
D.Goodson	2	0	0	2	0-0	0	0	0	0-0	1	T.Team	0	0	0	0	1-0	0	0	0	0-0	0
D.Hyde	2	0	0	2	0-0	0	0	0	0-0	0	Totals	44	20	3	64	2-14	2	1	1	1-0	3

Dallas Cowboys										
RUSHING	ATT	YDS	AVG	LG	TD	Green Bay Packers				
						ATT	YDS	AVG	LG	TD
Elliott	28	157	5.6	29	0	17	65	3.8	25	0
L.Whitehead	1	26	26.0	26	0	3	7	2.3	9	0
D.Prescott	3	6	6.0	6	0	3	6	2.0	6	0
A.Morris	1	2	0.7	1	0	1	1	0.0	0	0
Total	33	191	5.8	29	0	24	78	3.3	25	0
PASSING										
ATT	CMP	YDS	SK/YD	TD	LG	IN	RT			
D.Prescott	27	18	247	2/14	3	42	1	117.4	90.8	
Total	27	18	247	2/14	3	42	1	117.4	90.8	

Green Bay Packers										
RUSHING	ATT	YDS	AVG	LG	TD	Dallas Cowboys				
						ATT	YDS	AVG	LG	TD
E.Laey	17	65	3.8	23	0	17	65	3.8	25	0
A.Rodgers	3	7	2.3	7	0	3	7	2.3	9	0
T.Montgomery	3	6	2.0	6	0	3	6	2.0	6	0
A.Ripkowski	1	1	0.0	0	0	1	1	0.0	0	0
Total	24	78	3.3	25	0	24	78	3.3	25	0
PASSING										
ATT	CMP	YDS	SK/YD	TD	LG	IN	RT			
A.Rodgers	42	31	294	1/0	1	25	1	90.8		
Total	42	31	294	1/0	1	25	1	90.8		

PASS RECEIVING						PASS RECEIVING					
	NO	YDS	AVG	LG	TD		NO	YDS	AVG	LG	TD
C.Beasley	6	58	9.7	19	2	T.Montgomery	10	98	9.8	15	0
T.Williams	4	75	18.8	42	2	R.Cobb	7	53	7.6	17	1
J.Witten	4	42	10.5	14	0	J.Nelson	5	68	13.6	25	0
E.Elliott	2	17	8.5	15	0	D.Adams	3	34	11.3	22	0
L.Whitehead	1	35	35.0	35	0	R.Rodgers	15	15	7.5	12	0
B.Butler	1	20	20.0	20t	1	J.James	2	14	7.0	18	0
						E.Eacy	2	6	3.0	4	0
						J.Perillo	1	4	4.0	6	0
						A.Ripkowski	1	2	2.0	4	0
Total	18	247	13.7	42	3	Total	31	294	9.5	25	1
INTERCEPTIONS						INTERCEPTIONS					
	NO	YDS	AVG	LG	TD		NO	YDS	AVG	LG	TD
B.Church	1	14	14.0	14	0	M.Burnett	1	0	0.0	0	0
Total	1	14	14.0	14	0	Total	1	0	0.0	0	0

PUNTING	NO	YDS	AVG	NET	TB	IN20	LG
C.Jones	2	83	41.5	29.0	0	1	42
Total	2	83	41.5	29.0	0	1	42
PUNT RETURNS	NO	YDS	AVG	FC	LG	TD	
(downed)	1	0	0.0	0	0	0	
Returns	1	0	0.0	0	0	0	
T.Davis	1	25	25.0	1	25	0	
Returns	1	25	25.0	1	25	0	
KICK RETURNS	NO	YDS	AVG	FC	LG	TD	
L.Whitehead	1	21	21.0	0	21	0	
(f back)	3	0	0.0	0	0	0	
Returns	1	21	21.0	0	21	0	
T.Mongomery	2	64	32.0	0	40	0	
(f back)	5	0	0.0	0	0	0	
Returns	2	64	32.0	0	40	0	
FUMBLES	FumLost	Rec Yds	TD	FF Rec	Yds	TDBds	
D.Prescott	2	1	0	0	0	0	
T.Mongomery	2	1	0	0	0	0	
A.Rodgers	2	1	0	0	0	0	
J.Nelson	1	1	0	0	0	0	
J.Spillers	0	0	1	0	0	0	
J.Perrins	0	0	1	0	0	0	
B.Church	0	0	0	1	0	0	
J.Thomas	0	0	0	0	1	0	
M.Claiborne	0	0	0	0	0	0	
J.Thomas	0	0	0	0	1	6	
R.Davis	0	0	0	0	0	0	
Total	2	1	1	0	5	3	
Total	5	3	1	0	0	1	
6	0	1					

	Visitor	Home		Visitor	Home
	Cowboys	Packers		Cowboys	Packers
TOTAL FIRST DOWNS	24	24	Fgs - PATs had blocked	0-0	0-0
By Rushing	7	4	Net Punting Average	29.0	47.0
By Passing	14	17	TOTAL RETURN YARDS (not inc. kickoffs)	14	25
By Penalty	3	3	No. and Yards Punt Returns	0-0	1-25
THIRD-DOWN EFFICIENCY	3-11-27%	7-13-54%	No. and Yards Kickoff Returns	1-21	2-64
FOURTH-DOWN EFFICIENCY	1-1-100%	0-1-0%	No. and Yards Interception Returns	1-14	1-0
TOTAL NET YARDS	424	372	PENALTIES Number and Yards	7-60	5-23
Total Offensive Plays	62	67	FUMBLES Number and Lost	2-1	5-3
Average gain per offensive play	6.8	5.6	TOUCHDOWNS	3	1
NET YARDS RUSHING	191	78	Rushing	0	0
Total Rushing Plays	33	24	Passing	3	1
Average gain per rushing play	5.8	3.3	EXTRA POINTS Made-Attempts	3-3	1-1
Tackles for a loss-number and yards	1-3	3-7	Kicking Made-Attempts	3-3	1-1
NET YARDS PASSING	233	294	FIELD GOALS Made-Attempts	3-3	3-3
Times thrown - yards lost att. to pass	2-14	1-0	RED-ZONE EFFICIENCY	2-4-50%	1-4-25%
Gross yards passing	247	294	GOAL-TO-GO EFFICIENCY	2-3-67%	0-1-0%
PASS ATT-COMP-INT	27-18-1	42-31-1	SAFETIES	0	0
Average gain per pass play	8.0	6.8	FINAL SCORE	30	16
KICKOFFS Number-in EZ-Touchbacks	7-6-5	5-3-3	TIME OF POSSESSION	29:50	30:10
PUNTS Number and Average	2-41.5	1-47.0			
Had Blocked	0	0			



# GREEN BAY 26, CHICAGO 10

Lambeau Field, Sunday, Oct. 20, 2016. Attendance: 78,217. Time: 3:12. Weather: 47° F. Humidity: 63 percent. Wind: N 10 mph

## GAME 6

GREEN BAY Wfs. (AP) — Aaron Rodgers set a record. The Chicago Bears lost another quarterback.

After a slow start in the red zone, the Green Bay Packers picked up the pace in the second half to overpower their offensively-challenged NFC North opponent. Rodgers threw for 326 yards and three touchdowns. Datane Adams and Ty Montgomery emerged as playmakers in the second half and Packers beat the Bears 26-10 on Thursday night.

Rodgers was 9 of 16, setting a franchise mark for completions in a game. It was the Packers' first contest without injured running back Eddie Lacy. The Packers (4-2) moved effectively on sport gains most of the night but couldn't break into the end zone until Adams caught the first of his two touchdowns, receptions with 9-11 left in the third quarter for a 13-10 lead.

Rodgers and Adams combined again for a 4-yard score on the first play of fourth quarter for a 10-point lead.

The Bears (1-6) lost quarterback Brian Hoyer to a broken left arm in the second quarter. With Jay Cutler already out with a right thumb injury, Chicago turned to third-stringer Matt Barkley.

An offense that was already 31st in the league in scoring got worse. Barkley was 6 of 15 for 81 yards and two interceptions.

Kaden Hoyer had 48 yards on 10 carries, including a 24-yarder. Receiver Alshon Jeffery was held to three catches for 33 yards against a Packers secondary without its top three cornerbacks because of injuries.

It got so bad for the Bears that Rodgers had more completions (37) than the Bears had offensive plays (36) by 5:31 of the fourth quarter. That 37th completion for Rodgers was a 2-yard touchdown pass to Randall Cobb for a 16-point lead.

Adams Montgomery and Cobb each finished with at least 10 receptions.

Hoyer left early in the second quarter after getting hit by Julius Peppers and Clay Matthews on an incompletion on third-and-6 from midfield. Hoyer was 4 of 11 for 49 yards.

Adams had 13 catches for a career-high 132 yards. Adams had just been cleared earlier Thursday from the NFL's concussion protocol after leaving the loss Sunday to Dallas.

Cobb finished with 11 catches for 95 yards.

Montgomery, who got the start in the backfield with running backs Lacy (ankle) and James Starks (knee) out, finished with 10 catches for 66 yards, and nine carries for 60 yards.

The Bears' only touchdown came from rookie pass-rushing linebacker Leonard Floyd, who forced Rodgers to fumble on third-and-10 from the 15 on a sack. Floyd recovered the ball in the end zone for a 10-6 lead, 30 seconds into the third quarter. Floyd had been limited in practice this week with a calf injury.

The Packers moved effectively with short passes in the first half but stalled on three drives inside the 22. Mason Crosby salvaged two series with field goals, but the Packers went scoreless on another drive when Montgomery was stopped on a fourth-and-goal run from the 1.

Green Bay, which led 6-3 at the half, exploited the Bears' underneath coverage. They also threw short passes as a substitute for the running game.

**OFFICIALS** — Referee: John Parry (132); Umpire: Mark Wells (131); Head Linesman: John McGrath (5); Line Judge: Mike Spanier (90); Side Judge: Keith Washington (7); Field Judge: Jahar Walker (26); Back Judge: Perry Paganelli (46); Replay Official: Bob McGrath

### STARTING LINEUPS

#### Chicago Bears

Offense	Defense	Offense	Defense
WR 17 A.Jeffery	DE 96 A.Hicks	WR 87 J.Nelson	NT 98 L.Guion
LT 72 C.Leno	DE 98 M.Urelin	LT 69 D.Bachari	DT 76 M.Daniels
LG 64 C.Kush	OLB 94 L.Floyd	LG 66 J.Taylor	LOLB 53 N.Perry
C 65 C.Whitehair	ILB 50 J.Freeman	C 73 J.Treiter	ILB 47 J.Ryan
RG 75 K.Long	OLB 97 W.Young	RG 70 T.Lang	ILB 50 B.Martinez
RT 70 B.Messie	CB 21 T.Porter	RT 75 B.Budga	ROLB 52 C.Matthews
TE 86 J.Miller	S 29 H.Jones-Quartey	TE 82 R.Rodgers	LOB 39 D.Goodson
CB 22 B.Hoyer	S 38 A.Amos	CB 18 R.Cobb	ROB 42 M.Burnett
RB 24 J.Howard	CB 31 C.Lebianc	WR 17 D.Adams	SS 42 M.Burnett
TE 84 B.Branecker	S 31 C.Prosinski	CB 12 A.Rodgers	FS 21 M.Chilton-Dix
TE 82 L.Paulsen	CB 37 B.Callan	RB 88 T.Montgomery	CB 33 M.Hyde

#### Green Bay Packers

Offense	Defense	Offense	Defense
WR 87 J.Nelson	NT 98 L.Guion	WR 17 D.Adams	SS 42 M.Burnett
LT 69 D.Bachari	DT 76 M.Daniels	CB 12 A.Rodgers	FS 21 M.Chilton-Dix
LG 66 J.Taylor	LOLB 53 N.Perry	WR 18 R.Cobb	SS 42 M.Burnett
C 73 J.Treiter	ILB 47 J.Ryan	CB 31 C.Prosinski	CB 33 M.Hyde
RG 70 T.Lang	ILB 50 B.Martinez	CB 37 B.Callan	RB 88 T.Montgomery
RT 75 B.Budga	ROLB 52 C.Matthews	CB 31 M.Chilton-Dix	RB 88 T.Montgomery
TE 82 R.Rodgers	LOB 39 D.Goodson	CB 33 M.Hyde	RB 88 T.Montgomery
CB 18 R.Cobb	ROB 42 M.Burnett	CB 33 M.Hyde	RB 88 T.Montgomery
WR 17 D.Adams	SS 42 M.Burnett	CB 33 M.Hyde	RB 88 T.Montgomery
CB 12 A.Rodgers	FS 21 M.Chilton-Dix	CB 33 M.Hyde	RB 88 T.Montgomery
CB 31 C.Prosinski	CB 33 M.Hyde	CB 33 M.Hyde	RB 88 T.Montgomery

**GREEN BAY SUBSTITUTIONS** — K 2 M.Crosby, P 10 J.Schum, WR 11 T.Davis, FB 22 A.Ripkowski, S 25 M.Evans, CB 28 J.Hawkins, S 29 K.Brue, RB 34 D.Jackson, LB 48 J.Thomas, LB 51 J.Peppers, LB 56 J.B.Gode, DT 64 M.Pennell, 7/6-67 D.Bacley, T 78 J.Spriggs, TE 80 J.Penilo, WR 83 J.Lewis, LB 91 J.Elliott, DE 18 D.Lovry, DE/LB 95 D.Jones, DT 97 K.Clark, DT 99 C.Ringo. **DID NOT PLAY** — CB 7 B.Hundley, **INACTIVES** — CB 23 D.Randall, CB 24 O.Rollins, S 32 C.Banjo, RB 44 J.Starks, T 68 K.Murphy, WR 84 J.Abraverters, TE 69 J.Cook.

### FIELD GOALS (made / & missed)

C. Barth	(39)	M.Crosby	(32) (40) 31B
----------	------	----------	---------------

VISITOR:	Chicago Bears	1	3	7	0	0	10
HOME:	Green Bay Packers	3	3	7	13	0	26

### GREEN BAY DEFENSIVE STATISTICS (official)

Qtr	Time	Play Description (Extra Point) (Drive Info)	UT	A	TEL	TI	SK	QBH	FE	FR	INT	PD
1	8:53	M.Crosby 32 yd Field Goal (13-53, 5:19)	2	1	0	3	0-0	0	0	0	0-0	1
2	1:56	C. Barth 39 yd Field Goal (9-54, 4:39)	2	1	0	3	0-0	0	0	0	0-0	1
3	0:17	M.Crosby 40 yd Field Goal (10-53, 1:39)	1	1	0	2	0-0	0	0	0	0-0	1
4	14:30	L.Floyd fumble recovery in end zone (C. Barth kick) (13-85, 5:19)	0	2	0	2	0-0	0	0	0	0-0	1
3	9:11	D.Adams 5 yd pass from A.Rodgers (M.Crosby kick) (8-88, 4:40)	0	0	0	0	0-0	2	0	0	0-0	1
4	14:55	D.Adams 4 yd pass from A.Rodgers (M.Crosby kick) (13-74, 8:33)	0	0	0	0	0-0	2	0	0	0-0	1
5	5:35	R.Cobb 2 yd pass from A.Rodgers (kick failed, wr) (13-74, 8:33)	0	0	0	0	0-0	2	0	0	0-0	1
Totals			31	21	3	52	1-10	9	0	0	2-4	9

Chicago Bears	ATT	CMP	YDS	SK/YD	TD	LG	IN	RT
RUSHING	10	4	48	3.1	0	24	0	0
K.Carey	7	2	22	3.1	0	11	0	0
J.Howard	1	0	-1	-1.0	0	-1	0	0
M.Barkley	2	0	0	0.0	0	0	0	0
Total	18	6	69	3.8	0	24	0	0

PASSING	ATT	CMP	YDS	SK/YD	TD	LG	IN	RT
M.Barkley	15	6	81	1/10	0	26	2	18.3
B.Hoyer	11	4	49	0/0	0	25	2	50.3
Total	26	10	130	1/10	0	26	2	22.9

PASS RECEIVING	NO	YDS	AVG	LG	TD
A.Jeffery	3	33	11.0	11	0
J.Miller	2	40	20.0	26	0
J.Bellamy	2	32	16.0	25	0
M.Mercer	1	12	12.0	12	0
K.Carey	1	9	9.0	9	0
D.Thompson	1	4	4.0	4	0
Total	10	130	13.0	26	0

INTERCEPTIONS	NO	YDS	AVG	LG	TD
Total	0	0	0.0	0	0

PUNTING	NO	YDS	AVG	NET	TB	IN20	LG
P.O'Donnell	5	225	45.0	43.8	0	3	48
Total	5	225	45.0	43.8	0	3	48

PUNT RETURNS	NO	YDS	AVG	FC	LG	TD
B.Callahan	0	0	0.0	1	0	0
Returns	0	0	0.0	1	0	0

KICK RETURNS	NO	YDS	AVG	FC	LG	TD
D.Thompson	2	28	14.0	0	16	0
(back)	4	0	0.0	0	0	0
Returns	2	28	14.0	0	16	0

FUMBLES	Fum	Lost	Rec	Yds	TD	FF	Rec	Yds	TD	Bds	Out
J.Bellamy	0	0	0	0	0	1	1	0	0	1	0
L.Floyd	0	0	0	0	0	1	0	0	0	0	0
Total	0	0	0	0	0	2	1	0	0	1	0

Green Bay Packers	ATT	CMP	YDS	SK/YD	TD	LG	IN	RT
RUSHING	9	6	60	6.7	0	30	0	0
T.Montgomery	5	2	21	4.2	0	14	0	0
A.Ripkowski	2	1	8	2.7	0	4	0	0
A.Rodgers	2	1	7	3.5	0	8	0	0
D.Jackson	2	1	6	3.0	0	5	0	0
K.Davis	2	1	6	3.0	0	5	0	0
Total	23	10	103	4.5	0	30	0	0

PASSING	ATT	CMP	YDS	SK/YD	TD	LG	IN	RT
A.Rodgers	36	19	326	2/23	3	25	0	102.2
Total	56	39	326	2/23	3	25	0	102.2

PASS RECEIVING	NO	YDS	AVG	LG	TD
A.Adams	13	132	10.2	24	2
R.Cobb	11	95	8.6	25	1
T.Montgomery	10	66	6.6	13	0
J.Nelson	2	9	4.5	7	0
J.Miller	1	9	9.0	9	0
A.Ripkowski	1	7	7.0	7	0
D.Jackson	1	2	2.0	2	0
Total	39	326	8.4	25	3

INTERCEPTIONS	NO	YDS	AVG	LG	TD
B.Martinez	1	4	4.0	4	0
N.Perry	1	4	4.0	4	0
Total	2	8	4.0	4	0

PUNTING	NO	YDS	AVG	NET	TB	IN20	LG
J.Schum	1	46	46.0	46.0	0	0	46
Total	1	46	46.0	46.0	0	0	46

PUNT RETURNS	NO	YDS	AVG	FC	LG	TD
T.Davis	1	6	6.0	4	6	0
Returns	1	6	6.0	4	6	0

KICK RETURNS	NO	YDS	AVG	FC	LG	TD
K.Davis	1	18	18.0	0	18	0
J.Lewis	1	17	17.0	0	17	0
(back)	1	0	0.0	0	0	0
Returns	2	35	17.5	0	18	0

FUMBLES	Fum	Lost	Rec	Yds	TD	FF	Rec	Yds	TD	Bds	Out
T.Davis	1	0	0	0	0	0	0	0	0	0	0
A.Rodgers	1	1	0	0	0	0	0	0	0	0	0
A.Ripkowski	0	0	1	0	0	0	0	0	0	0	0
Total	2	1	1	0	0	0	0	0	0	0	0

Visitor	Home	Visitor	Home
<b>TOTAL FIRST DOWNS</b>	13	32	46
By Rushing	3	5	10
By Passing	9	21	16
By Penalty	1	6	2
<b>THIRD-DOWN EFFICIENCY</b>	2-8-25%	9-16-56%	2-3-50%
<b>FOURTH-DOWN EFFICIENCY</b>	0-0-0%	1-2-50%	0-0-0%
<b>TOTAL NET YARDS</b>	189	406	9-56
Total Offensive Plays	45	81	2-1
Average gain per offensive play	4.2	5.0	3
<b>NET YARDS RUSHING</b>	69	103	0
Total Rushing Plays	18	23	0
Average gain per rushing play	3.8	4.5	0
<b>NET YARDS PASSING</b>	120	303	2-3
Times thrown - Yards lost att. to pass	1-10	2-23	2-3
Gross yards passing	130	326	3-6-50%
<b>PASS ATT-COMP-INT</b>	26-10-2	56-39-0	3-4-75%
Average gain per pass play	4.4	5.2	0
<b>KICKOFFS Number-In EZ-Touchbacks</b>	3-3-1	6-4-4	26
Punts Number and Average	5-45.0	1-46.0	39-36
Had Blocked	0	0	0



PUNTING										PUNTING									
J.Shum		NO	YDS	AVG	NET	TB	IN20	LG		M.Bosher		NO	YDS	AVG	NET	TB	IN20	LG	
Total		3	163	54.3	38.3	1	0	58		Total		2	101	50.5	20.5	0	0	52	
PUNT RETURNS										PUNT RETURNS									
T.Davis		NO	YDS	AVG	FC	LG	TD			E.Werns		NO	YDS	AVG	FC	LG	TD		
Returns		2	60	30.0	0	55	0			Returns		2	28	14.0	0	18	0		
KICK RETURNS										KICK RETURNS									
(I'back)		NO	YDS	AVG	FC	LG	TD			E.Werns		NO	YDS	AVG	FC	LG	TD		
Returns		7	0	0.0	0	0	0			(I'back)		1	21	21.0	0	21	0		
OWN										OWN									
Fumbles		Fun	Lost	Rec	Yds	TD	FF	Rec	Yds	TD	FF	Rec	Yds	TD	FF	Rec	Yds	TD	Bds
D.Adams		1	0	0	0	0	0	0	0	0	1	0	0	0	0	0	0	0	0
Total		1	0	0	0	0	0	0	0	0	1	0	0	0	0	0	0	0	0

	Visitor	Home
Packers	Falcons	
TOTAL FIRST DOWNS	24	25
By Rushing	5	6
By Passing	16	16
By Penalty	3	3
THIRD-DOWN EFFICIENCY	6-10-60%	4-9-44%
FOURTH-DOWN EFFICIENCY	0-1-0%	1-1-100%
TOTAL NET YARDS	331	367
Total Offensive Plays	60	56
Average gain per offensive play	5.5	6.6
NET YARDS RUSHING	108	90
Total Rushing Plays	19	19
Average gain per rushing play	5.7	4.7
Tackles for a loss-number and yards	-1-1	2-2
NET YARDS PASSING	223	277
Times thrown - yards lost at to pass	3-23	2-11
Gross yards passing	246	288
PASS ATT-COMP-INT	38-28-0	35-28-0
Average gain per pass play	5.4	7.5
KICKOFFS Number-in EZ-Touchbacks	5-4-4	7-7-7
PUNTS Number and Average	3-54-3	2-50-5
Had Blocked	0	0

	Visitor	Home
Packers	Falcons	
FGs - PATs had blocked	0-0	0-0
Net Punting Average	38.3	20.5
TOTAL RETURN YARDS (not inc. kickoffs)	.60	28
No. and Yards Punt Returns	2-60	2-28
No. and Yards Kickoff Returns	0-0	1-21
No. and Yards Interception Returns	0-0	0-0
PENALTIES Number and Yards	6-68	7-46
FUMBLES Number and Lost	1-0	0-0
TOUCHDOWNS	4	4
Rushing	0	1
Passing	4	3
EXTRA POINTS Made-Attempts	4-4	3-4
Kicking Made-Attempts	3-3	3-3
Rushing Made-Attempts	1-1	0-1
FIELD GOALS Made-Attempts	1-1	2-2
RED-ZONE EFFICIENCY	4-5-80%	3-4-75%
GOAL-TO-GO EFFICIENCY	3-3-100%	2-2-100%
SAFETIES	0	0
FINAL SCORE	32	33
TIME OF POSSESSION	31:17	28:43



**GREEN BAY, Wis. (AP)** — Jordan Todman set the tone early for the Indianapolis Colts on special teams and Andrew Luck made the clutch throws late.

In between, the defense made just enough plays to hold off Green Bay despite the Packers' frantic fourth quarter. The Colts survived for a 31-26 win on Sunday after letting an 18-point lead with 9:35 left nearly disappear. To do so, they had to convert a 4th-and-10 in the final minute of the game.

Todman had a 99-yard return for a touchdown on the opening kickoff, Frank Gore rushed for two touchdowns and Luck shook off two interceptions in the first quarter to finish with 281 yards passing and a touchdown.

minutes. Rodgers finished 26 of 43 for 297 yards with three scores and an interception.

Luck responded on the Colts' next drive with what Pagano called "two unbelievable plays." The quarterback dodged a potential sack by blitzing safety Ha Ha Clinton-Dix to throw a 20-yard pass on third-and-10 with 3:07 left to tight end Jack Doyle.

Luck also found T.Y. Hilton for a 27-yard completion on third-and-2 with two minutes left to put the game away. He finished 23 of 36, throwing both interceptions to Clinton-Dix.

The Colts, who had allowed an NFL-worst 31 sacks coming into the game, gave their quarterback decent protection. Luck was sacked twice.

Lick maneuvered out of other tight spots, including a 7-yard scramble on a bootleg on third-and-1 with 37 seconds left in the second quarter. He deftly engineered a 15-play, 96-yard drive that ended with an 8-yard touchdown pass to Donte Moncrief with 11 seconds left to give Indianapolis a 24-10 halftime lead.

Familiar problems surfaced early for the Packers, who lost their second straight game. The offense had trouble getting going until the fourth quarter.

But the defense gave up at least 30 points for a second straight game, and special teams also hurt them. Toddman's kickoff return to open the game seemed to be a Green Bay buzz-killer.

Josh Ferguson had the block on Clinton-Jax at around the Colts 25 to spring Iodman on the opening kickoff. It was the first kickoff return for a touchdown against Green Bay since Nov. 9, 2014, when the Chicago Bears' Chris Williams returned one for a score. Toddman added a 61-yard kickoff return in the second quarter.

**OFFICIALS** — Referee: Tony Corrao (99). Umpire: Dan Ferrell (64). Head Linesman: Patrick Turner (13). Line Judge: Bart Longson (2). Steer Judge: Rob Vernetich (75). Field Judge: Buddy Horton (82). Back Judge: Todd Pukop (30). Replay Official: Russell York

## STARTING LINEUPS

Indianapolis Colts					
Offense			Defense		
WR	10 D.Moncrief	NT	54 D.Parry	WR	87 J.Nelson
LT	74 A.Castonzo	DT	97 A.Jones	WR	69 D.Bakhtiari
LG	72 J.Harrison	SLB	93 E.Walden	LT	66 B.Daniels
C	78 R.Kelly	MIKE	52 D.Jackson	LG	65 L.Taylor
RG	71 D.Good	RUSH	98 R.Mattis	LG	63 C.Clinskey
RT	73 J.Haeg	LCB	25 P.Robinson	RG	70 T.Liang
TE	83 D.Allen	SS	22 T.Green	RT	75 B.Blagia
WR	13 T.Hilton	FS	26 C.Gaither	WR	83 J.Janis
CB	12 A.Lluck	RCB	21 V.Davis	WR	17 D.Adams
TE	84 J.Doyle	CB	20 D.Butler	CB	12 A.Rodgers
RB	23 F.Gore	CB	30 R.Melvin	RB	88 T.Montgomery
Green Bay Packers					
Offense			Defense		
WR	87 J.Nelson	NT	98 L.Guion	WR	76 M.Daniels
LT	69 D.Bakhtiari	DT	78 L.Perry	LT	53 N.Perry
LG	65 L.Taylor	LOLB	57 J.Ryan	LG	40 B.Martnez
C	63 C.Clinskey	ILB	47 J.Arian	C	56 J.Pappas
RG	70 T.Liang	ILB	50 B.Martnez	RG	24 Q.Rollins
RT	75 B.Blagia	ROLB	56 J.Pappas	RT	36 L.Gunter
TE	83 J.Janis	LCB	24 Q.Rollins	TE	33 M.Hyde
WR	17 D.Adams	RCB	12 A.Rodgers	WR	42 M.Burnett
CB	12 A.Rodgers	CB	88 T.Montgomery	CB	21 H.Clinton-Dix
TE	88 T.Montgomery	FS	22 A.Ripkowski	TE	
RB	88 R.Melvin			RB	

**GREEN BAY SUBSTITUTIONS** — K 2 M.Crosby, P 10 J.Schum, WR 11 T.Davis, WR 18 R.Cobb, S 25 M.Evans, CB 28 J.Hawkins, S 29

D. Barclay, T 78 J. Springs, TE 80 J. Perillo, WR 81 G. Allison, TE 82 R. Rodgers, LB 91 J. Elliott, DE 94 D. Lowry, DE/LB 95 D. Jones, DT 97 K. Clark, K. Brice, RB 34 D. Jackson, S 35 J. Whitehead, CB 39 D. Gousson, LB 48 J. Thomas, LB 51 K. Rackrel, LS 61 B. Goode, DT 64 M. Penne, T/G 67

**DID NOT PLAY** — OB 7 B. Hundley, **INACTIVES** — CB 23 D. Randall, RB 44 J. Starks, LB 52 C. Matthews, T 68 K. Murphy, C/G 73 J. Treter, TE 89 J. Cook, DT 99 C. Ringo.

FIELD GOALS (made ( ) & missed)

[illegible]

## GREEN BAY DEFENSIVE STATISTICS (official)

	UT	A	TEL	T	Sck	QBH	EE	ER	Int	PD
J.Ryan	7	1	1	9	0-0	1	0	0	0-0	1
L.Gunter	8	0	1	7	0-0	1	0	0	0-0	0
B.Martinez	5	1	0	6	0-0	1	0	0	0-0	1
M.Burnett	4	1	1	5	1-5	0	0	0	0-0	1
H.Climon-Dix	2	2	1	4	0.5-3	0	0	0	2-20	2
K.Feckrell	3	0	1	3	0-0	0	0	0	0-0	1
M.Hyde	3	0	1	3	0-0	2	0	0	0-0	0
J.Thomas	3	0	0	3	0-0	0	0	0	0-0	0
J.Daniels	2	1	0	3	0-0	2	0	0	0-0	0
Totals	44	11	4	55	2-11	8	0	0	2-20	7

	Indianapolis Colts						Green Bay Packers					
	ATT	YDS	AVG	LG	TD		ATT	YDS	AVG	LG	TD	
RUSHING												
E.Forte	19	60	3.2	11	2		53	76	7.6	24	0	
A.Luck	7	15	2.1	7	0		6	43	7.2	21	0	
R.Turbin	2	10	5.0	7	0		4	16	4.0	6	0	
							2	4	2.0	6	0	
							1	1	1.0	3	0	
Total	28	85	3.0	11	2		19	116	6.1	24	0	
PASSING												
A.Luck	36	23	281	7.7	39		26	297	3.8	40	1	94.8
Total	36	23	281	7.7	39		43	26	297	3.8	40	1

PASS RECEIVING						PASS RECEIVING					
	NO	YDS	AVG	Lg	TD		NO	YDS	AVG	Lg	TD
T.Hilton	6	82	13.7	27	0	J.Nelson	7	94	13.4	26	1
J.Doyle	5	61	12.2	20	0	R.Rodgers	6	64	10.7	22	0
D.Moncrief	3	55	18.3	39	1	D.Adams	4	41	10.3	40	1
P.Dorsett	2	28	14.0	15	0	T.Montgomery	3	38	12.7	18	0
R.Turbin	2	13	6.5	9	0	J.Perillo	3	18	9.0	9	0
F.Gore	2	11	5.5	11	0	R.Cobb	2	14	7.0	11	1
D.Allen	1	15	15.0	15	0	J.Janis	2	18	25.0	25	0
J.Ferguson	1	9	9.0	9	0	A.Ripkowski	1	3	3.0	3	0
E.Swoope	1	7	7.0	7	0						
Total	23	281	12.2	39	1						
INTERCEPTIONS						INTERCEPTIONS					
	NO	YDS	AVG	Lg	TD		NO	YDS	AVG	Lg	TD
D.Butter	1	0	0.0	0	0	H.Clinton-Dix	2	20	10.0	20	0
Total	1	0	0.0	0	0	Total	2	20	10.0	20	0

PUNTING	NO	YDS	AVG	NET	TB	IN20	LG	LG	PUNTING	NO	YDS	AVG	NET	TB	IN20	LG	LG
P McAtee	4	222	55.5	48.5	1	0	67	67	J Schumm	4	193	48.3	47.5	0	2	65	65
Total	4	222	55.5	48.5	1	0	67	67	Total	4	193	48.3	47.5	0	2	66	66
PUNT RETURNS	NO	YDS	AVG	FC	LG	TD	PUNT RETURNS	NO	YDS	AVG	FC	LG	TD				
C Rogers	2	3	1.5	1	3	0	T Davis	1	8	8.0	2	8	0				
(out of bounds)	1	0	0.0	0	0	0	(t back)	1	0	0.0	0	0	0				
Returns	2	3	1.5	1	3	0	Returns	1	8	8.0	2	8	0				
KICK RETURNS	NO	YDS	AVG	FC	LG	TD	KICK RETURNS	NO	YDS	AVG	FC	LG	TD				
J Todman	2	160	80.0	0	99t	1	T Davis	3	64	21.3	0	26	0				
(t back)	4	0	0.0	0	0	0	(t back)	3	0	0.0	0	0	0				
Returns	2	160	80.0	0	99t	1	Returns	3	64	21.3	0	26	0				
FUMBLES	Own	Opp	Out	FUMBLES	Own	Opp	Out										
C Rogers	1	0	0	0	0	0	1										
Total	1	0	0	0	0	0	1										

	Visitor	Home
	Coils	Packers
TOTAL FIRST DOWNS	22	25
By Pushing	7	7
By Penalty	14	16
By Penalty	1	2
THIRD-DOWN EFFICIENCY	7-14-50%	4-12-.33%
FOURTH-DOWN EFFICIENCY	0-0-0%	0-0-0%
TOTAL NET YARDS	355	405
Total Offensive Plays	66	65
Average gain per offensive play	5.4	6.2
NET YARDS RUSHING	85	116
Total Rushing Plays	28	19
Average gain per rushing play	3.0	6.1
Tackles for a loss-number and yards	2-6	0-0
NET YARDS PASSING	270	289
Times thrown - yards lost-at	2-11	3-8
Gross yards passing	281	297
PASS ATT-COMP-INT	36-23-2	43-26-1
Average gain per pass play	7.1	6.3
KICKOFFS Number-In EZ-Touchbacks	6-3-3	6-5-4
PUNTS Number and Average	4-55.5	4-48.3
Had Blocked	0	0

	Visitor	Home
	Coils	Packers
FCS - PATs had blocked	0-0	0-0
Net Punting Average	48.5	47.5
TOTAL RETURN YARDS (not inc. kickoffs)	3	28
No. and Yards Punt Returns	2-3	1-8
No. and Yards Kickoff Returns	2-160	3-64
No. and Yards Interception Returns	1-0	2-60
PENALTIES Number and Yards	4-35	4-25
FUMBLES Number and Lost	1-0	0-0
TOUCHDOWNS	4	3
Rushing	0	0
Passing	1	3
Kickoff Returns	1	0
EXTRA POINTS Made-Attempts	4-4	2-3
Kicking Made-Attempts	4-4	2-2
Passing Made-Attempts	4-4	0-1
FIELD GOALS Made-Attempts	1-1	2-3
RED-ZONE EFFICIENCY	3-4-75%	2-4-50%
GOAL-TO-GO EFFICIENCY	3-3-100%	2-3-67%
SAFETIES	0	0
FINAL SCORE	31	26
TIME OF POSSESSION	30:03	29:57

NASHVILLE, Tenn. (AP) — Tennessee coach Mike Mularkey gambled on the opening play, wanting to send a message to his Titans to be as aggressive as possible. They didn't recover the onside kick. The Titans did little else won't the rest of the game.

Marcellus Owens threw for 236 yards and four touchdowns and the Titans routed Green Bay 47-25 Sunday.

Five different Titans scored a touchdown in the first half as Tennessee put together its best scoring performance this season with 35 points.

With the win, the Titans (6-5) also matched the five victories over the past two seasons combined.

The defense forced a Packers three-and-out after the onside kick. Then Delmarco Murray took the Titans' opening play from scrimmage, running 75 yards for a touchdown. He finished with 123 yards and also threw a TD pass, becoming the first non-quarterback to do that for this franchise in the same game since Earl Campbell on Sept. 7, 1980, for the then-Houston Oilers.

Blair Orakpo had two of Tennessee's five sacks, and the Titans also forced three turnovers.

Blair Orakpo (4-5) started a three-game road swing by losing their third straight. Green Bay has lost four of five in dropping below .500 for the first time since 2013. They finished by winning the NFC North that season.

Aaron Rodgers and Matt Ryan came into this game tied for the most TD passes in the NFL over the previous five weeks with 13. Rodgers threw for 371 yards and two touchdowns, and he also ran for another.

But Murray completed his first 10 passes as Tennessee jumped on Green Bay, and he completed TD passes of 9, 32, 6 and 33 — each to a different receiver. Marcellus Owens had 21 TD passes this season, becoming the first Titans quarterback with at least 20 TD passes in a season since 2003 when Steve McNair threw 24 and split the NFL MVP award that year with Peyton Manning.

The Titans booked the first play of the game with an onside kick that went straight to the Packers. That was one of only two blemishes in the opening quarter. Tennessee outgained the Packers, 231-26, in the first quarter and led 21-0. Murray cut inside left tackle Taylor Lewan and outraced everyone to the end zone for his longest TD this season, and he capped the next drive with a 10-yard TD pass to Delmarco Murray.

Green Bay trailed by as much as 35-10 before a late TD in the first half. It was the Packers' biggest deficit in the first half of a game started by Rodgers, topping a 21-point deficit against the Giants in 2012.

The Titans running back also matched Campbell for the franchise record with a rushing TD in his fifth straight game. Campbell set the mark in 1979. Murray came into Sunday as the NFL's second-leading rusher with 807 yards and a score tie on his right foot that limited him in practice this week. He got his fifth 100-yard rushing game this season against a Green Bay defense that had been the NFL's stingiest against the run, allowing just 75.8 yards per game. He is the first non-quarterback with a rushing TD of 75 yards or longer and a passing TD in the same game since 1960 when John Henry Johnson did it Dec. 11, 1960.

**OFFICIALS** — Referee: Jeff Triplette (42); Umpire: Roy Edwards (81); Head Linesman: Jeff Bergman (32); Line Judge: Sarah Thomas (53); Side Judge: Dyrrol Priddy (109); Field Judge: Scott Edwards (3); Back Judge: Steve Freeman (133); Replay Official: Al Hynes

### STARTING LINEUPS

Green Bay Packers				Tennessee Titans			
Offense		Defense		Offense		Defense	
WR	87 D.Nelson	DE	95 D.Jones	WR	18 R.Matthews	DE	90 J.Jones
LT	69 D.Bachari	NT	98 L.Guion	TE	80 A.Fasano	DT	99 J.Casey
LG	66 L.Taylor	DT	76 M.Daniels	LT	77 T.Lewan	OLB	91 D.Morgan
C	63 C.Linsley	LOLB	53 N.Perry	LG	62 B.Schwenke	ILB	55 S.Spence
RG	70 T.Lang	ILB	48 J.Thomas	C	60 B.Schwenke	ILB	54 S.Williamson
RT	75 B.Buhalia	ILB	50 B.Matthews	RG	50 J.Kline	OLB	98 B.O'Connell
TE	82 R.Rodgers	ROLB	56 J.Peppers	RT	78 J.Cook	CB	20 P.Cox
WR	18 R.Cobb	LCB	24 O.Rollins	WR	19 T.Sharpe	SS	21 D.Searcy
WR	17 D.Adams	RCB	36 L.Gunter	CB	8 M.Martinez	FS	31 K.Givard
CB	12 A.Rodgers	SS	42 M.Burnett	FB	45 J.Fowler	CB	30 J.McCurry
RB	44 J.Starks	FS	21 H.Gilman-Dix	RB	29 D.Murray	DB	23 B.McCain

**GREEN BAY SUBSTITUTIONS** — K 2 M.Crosby, DB 7 B.Hendley, P 10 J.Schum, WR 11 T.Davis, RB 22 A.Rapkowski, S 25 M.Flemons, CB 28 J.Hawkins, S 29 K.Brice, DB 33 M.Hyde, CB 39 D.Goodson, FB 40 J.Kennedy, LB 47 J.Ryan, LB 51 K.Fackrell, LS 61 B.Goode, DT 64 M.Pennel, T 67 D.Burke, T 78 J.Spriels, TE 80 J.Perrill, WR 81 G.James, WR 83 J.James, WR 88 J.Montgomery, LB 91 J.Lehitt, DE 94 D.Lovely, DT 97 K.Clark. **INACTIVES** — CB 23 D.Randall, RB 34 D.Jackson, LB 52 C.Matthews, T 68 K.Murphy, C/6 73 J.Treiter, TE 89 J.Cook, DT 99 C.Ringo.

### FIELD GOALS (made / & missed)

M.Crosby		(29 / 38)		R.Stoop		(51 / 23)	
VISITOR:		Green Bay Packers		Home		Total	
HOME:		Tennessee Titans		Visitor		Home	
<b>Team</b>		<b>Qtr</b>		<b>Time</b>		<b>Play Description (Extra Point/Drive Info)</b>	
Titans		1		13:17		D.Murray 75 yd run (R.Stoop kick) (1-80, 0:11)	
Titans		1		6:58		D.Walker 9 yd pass from M.Martinez (R.Stoop kick) (9-21, 5:17)	
Titans		1		0:08		J.Nelson 1 yd pass from M.Martinez (M.Crosby kick) (9-75, 4:19)	
Packers		2		10:49		R.Matthews 32 yd pass from M.Martinez (R.Stoop kick) (4-75, 2:04)	
Packers		2		8:45		M.Crosby 29 yd field goal (8-64, 4:50)	
Packers		2		3:55		K.Wright 6 yd pass from M.Martinez (kick failed, w) (6-75, 1:12)	
Packers		2		0:43		J.Starks 13 yd pass from A.Rodgers (kick failed, w) (10-78, 4:12)	
Packers		3		8:53		A.Rodgers 20 yd run (run failed) (10-78, 4:12)	
Titans		3		6:27		T.Sharpe 33 yd pass from M.Martinez (kick failed) (5-55, 2:26)	
Packers		3		0:57		M.Crosby 38 yd field goal (5-25, 5:30)	
Titans		3		9:56		R.Stoop 51 yd field goal (5-25, 2:04)	
Titans		4		4:52		R.Stoop 23 yd field goal (9-44, 4:03)	

### GREEN BAY DEFENSIVE STATISTICS (official)

UT		A		TEL		TT		Sck		QBH		FF		FB		Int		PD	
B.Martinez		9		1		0		0		0		0		0		0		0	
H.Gilman-Dix		6		1		7		0		0		0		0		0		0	
J.Thomas		4		3		0		0		0		0		0		0		0	
M.Burnett		4		1		5		1		3		0		0		0		0	
N.Perry		4		1		0		0		0		0		0		0		0	
M.Hyde		3		2		0		0		0		0		0		0		0	
L.Gunter		2		1		0		0		0		0		0		0		0	
K.Clark		1		2		0		0		0		0		0		0		0	
J.Lehitt		2		0		2		0		0		0		0		0		0	
D.Jones		2		0		1		2		0		0		0		0		0	
<b>Totals</b>		<b>42</b>		<b>17</b>		<b>6</b>		<b>59</b>		<b>1-13</b>		<b>3</b>		<b>0</b>		<b>0</b>		<b>0-0</b>	

### Green Bay Packers

RUSHING		ATT		YDS		AVG		LG		TD	
J.Starks		7		33		4.7		11		0	
A.Rodgers		3		27		9.0		20		1	
T.Montgomery		1		6		6.0		5		0	
<b>Total</b>		<b>13</b>		<b>69</b>		<b>5.3</b>		<b>20</b>		<b>1</b>	

### PASSING

ATT		CMP		YDS		SKYD		TD		LG		IN		RT	
A.Rodgers		51		31		371		5/46		2		46		79.8	
B.Hendley		4		1		8		0/0		0		0		39.6	
<b>Total</b>		<b>55</b>		<b>32</b>		<b>379</b>		<b>5/46</b>		<b>2</b>		<b>46</b>		<b>76.3</b>	

### PASS RECEIVING

NO		YDS		AVG		LG		TD	
J.Nelson		12		126		10.5		20	
D.Adams		6		156		26.0		46	
R.Cobb		4		31		7.8		11	
R.Rodgers		4		27		6.8		12	
J.Starks		3		11		3.7		13	
T.Montgomery		1		11		11.1		8	
A.Fasano		2		17		17.0		17	
<b>Total</b>		<b>32</b>		<b>379</b>		<b>11.8</b>		<b>46</b>	

### INTERCEPTIONS

NO		YDS		AVG		LG		TD	
<b>Total</b>		<b>0</b>		<b>0</b>		<b>0.0</b>		<b>0</b>	

### PUNTING

NO		YDS		AVG		NET		TB		IN20		LG	
J.Schum		4		202		50.5		39.8		1		1	
<b>Total</b>		<b>4</b>		<b>202</b>		<b>50.5</b>		<b>39.8</b>		<b>1</b>		<b>1</b>	

### PUNT RETURNS

NO	
----	--

LANDOVER, Md. (AP) — Kirk Cousins went deep late and often, throwing for 375 yards and three touchdowns to lead the Washington Redskins to a 42-24 victory over the Green Bay Packers on Sunday night. Cousins and the Redskins (6-3-1) have won six of their past eight games. The Packers (4-6) have lost four consecutive games and five of six, allowing 30 or more points in all of those defeats. Washington's Robert Kelley ran for a career-best 137 yards and three touchdowns against a Green Bay defense that allowed completions of 70, 53 and 44 yards. Cousins was 21 of 30, connecting with Pierre Garcon, DeSean Jackson and Jamison Crowder for touchdowns and becoming the franchise leader in 300-yard games.

Aaron Rodgers was 26 of 41 for 355 yards and three touchdowns, but he couldn't keep up with what his defense gave up. Washington gained 517 yards and converted on 64 percent of third-down attempts.

Packers receiver Jordy Nelson's 13-yard touchdown catch stood up after video review, despite the ambiguity over whether he held on to the ball. Redskins cornerback Josh Norman knocked the ball out of Nelson's hands in the end zone and thought it was an incomplete pass, but officials ruled it a touchdown on the field and replay confirmed it.

The Redskins picked up three delay-of-game penalties — two of them on defense. Norman got his NFL-leading 11th penalty of the season for spiking the ball in the second quarter, and cornerback Bashad Breeland was penalized for "throwing the ball downward" in the third. Green Bay got a traditional delay of game penalty earlier and avoided another when Rodgers called a timeout at the last second.

After kickers around the league missed 11 extra-point attempts going in, Washington coach Jay Gruden opted to go for 2 when he kicked. Dustin Hopkins, But he was validated when Green Bay's Mason Crosby missed a 36-yard attempt at that end in the third quarter and for twice his kicker. Dustin Hopkins, shanked an extra-point attempt of the right upright in the fourth.

Gruden was feeling risky all night, going for it on fourth-and-1 from his own 41 with 6:22 left. Cousins sneaked it to convert and reward his coach, and the drive finished with a touchdown by Kelley.

Already missing offensive linemen JC Tretter and T.J. Lang, the Packers lost cornerback Demetri Goodson (knee), replacement right guard Don Barclay (shoulder), linebacker Blake Martinez (knee) and safety Kentrell Brice (back). Barclay and his replacement, rookie Jason Spriggs, combined to cost Green Bay 25 yards on three penalties.

While the offenses were on ice early in the night, they combined for two touchdowns in the first 35 seconds of the fourth quarter. Rodgers' 31-yard touchdown pass to a wide-open James Starks came on the first play of the fourth, and Cousins connected with Pierre Garcon on a 70-yard touchdown on the second play of the Redskins' next drive.

**OFFICIALS** — Referee: John Hussey (35); Umpire: Tony Michalek (115); Head Linesman: Wayne Mackie (106); Line Judge: Ron Marinucci (107); Side Judge: Allen Baynes (56); Field Judge: Jimmy Buchanan (66); Back Judge: Keith Ferguson (61); Replay Official: Mike Wimmer

STARTING LINEUPS

Green Bay Packers

Offense	Defense	Offense	Defense
WR 87 D.Nelson	NT 98 L.Guion	WR 88 P.Garcon	CB 38 K.Fuller
LT 69 D.Bakhtiari	DT 78 M.Daniels	LT 79 T.Naschke	NT 90 E.Hood
LG 66 L.Taylor	LOLB 53 N.Perry	LG 77 S.Lauro	RDE 92 C.Baker
C 63 C.Linsley	ILB 48 J.Thomas	C 61 S.Long	SLB 94 P.Smith
RG 67 D.Barclay	ILB 50 B.Martinez	RG 76 B.Schreff	MLB 51 W.Compton
RT 75 B.Bulaga	LCB 39 D.Matthews	RT 52 G.Matthews	MLB 36 S.Gevens
TE 82 J.Cook	RCB 38 L.Gunter	TE 86 J.Reed	WR 91 R.Kerrikan
WR 18 R.Cobb	CB 33 M.Hyde	WR 85 V.Davis	CB 26 B.Breeland
WR 17 D.Adams	CB 32 M.Burnett	WR 11 D.Jackson	CB 24 J.Norman
CB 12 A.Rodgers	SS 42 M.Burnett	CB 8 K.Cousins	SS 39 D.Whitner
RB 44 J.Starks	FS 21 H.Gimmon-Dix	RB 32 R.Kelley	FS 29 D.Hanchico

GREEN BAY SUBSTITUTIONS

— K 2 M.Crosby, OB 7 B.Hundley, P 10 J.Schum, WR 11 T.Davis, RB 22 A.Ripkowski, CB 24 O.Rollins, S 25 M.Evans, CB 28 J.Hawkins, S 29 K.Brice, FB 40 J.Kerridge, LB 51 K.Fackrell, LB 54 C.Braddock, LB 56 J.Peppers, LS 61 B.Goode, DT 64 M.Pennel, T 68 K.Mumphry, T 78 J.Spriggs, WR 81 G.Allison, TE 82 R.Rodgers, WR 83 J.James, WR 88 T.Montgomery, DE 94 D.Lowmy, DE/LB 95 D.Jones, DT 97 K.Clark, **INACTIVES** — CB 23 D.Randall, RB 32 C.Michael, LB 47 J.Ryan, G 70 T.Lang, C/G 73 J.Tretter, LB 91 J.Elliott, DT 99 C.Ringo.

FIELD GOALS (made / missed)

M.Crosby (36) 36WL	D.Hopkins (37)
--------------------	----------------

Team	Qtr	Time	Play Description (Extra Point) (Drive Info)	Yds	Result
Redskins	1	9:52	D.Jackson 17 yd pass from K.Cousins (D.Hopkins kick) (8-55, 3:52)	17	TD
Redskins	2	6:22	J.Nelson 13 yd pass from A.Rodgers (M.Crosby kick) (17-75, 8:29)	13	TD
Redskins	2	3:37	M.Crosby 36 yd field goal (9-38, 5:22)	36	FG
Redskins	2	0:39	R.Kelley 10 yd run (run failed) (8-75, 2:58)	10	NO
Redskins	3	9:23	D.Hopkins 37 yd field goal (9-53, 5:37)	37	FG
Redskins	3	2:00	J.Crowder 44 yd pass from K.Cousins (run failed) (7-74, 3:34)	44	TD
Redskins	4	14:51	J.Starks 31 yd pass from A.Rodgers (M.Crosby kick) (6-75, 2:09)	31	TD
Redskins	4	14:25	P.Garcon 70 yd pass from K.Cousins (D.Hopkins kick) (2-75, 0:26)	70	TD
Redskins	4	10:04	J.Cook 6 yd pass from A.Rodgers (M.Crosby kick) (8-82, 4:21)	6	TD
Redskins	4	3:54	R.Kelley 1 yd run (kick failed) (11-81, 6:10)	1	NO
Redskins	4	2:26	R.Kelley 4 yd run (D.Hopkins kick) (3-72, 0:33)	4	TD

GREEN BAY DEFENSIVE STATISTICS (official)

UT	A	TEL	TI	SK	QB	FE	FB	Int	PD	UT	A	TEL	TI	SK	QB	FE	FB	Int	PD
L.Gunter	6	2	0	8	0	0	0	0	0	1	L.Guion	1	3	0	4	0	0	0	0
J.Thomas	4	4	1	8	0	0	0	0	0	1	K.Brice	3	0	0	3	0	0	0	0
M.Perry	4	2	1	6	1	7	1	0	0	0	M.Hyde	2	1	0	3	0	0	0	0
O.Daniels	3	3	1	6	0	0	0	0	0	0	K.Clark	0	3	0	3	0	0	0	0
M.Rollins	4	1	0	5	0	0	0	0	0	0	D.Jones	2	0	0	2	0	0	0	0
M.Burnett	4	0	0	4	0	0	0	0	0	0	J.Peppers	2	0	2	2	1	4	0	0
H.Clinton-Dix	4	0	0	4	0	0	0	0	0	0	C.Matthews	2	0	0	0	0	0	0	0
B.Martinez	3	1	1	4	0	0	0	0	0	1	Totals	42	20	6	62	2	11	3	0

Green Bay Packers

RUSHING	ATT	YDS	AVG	LG	TD
A.Rodgers	3	33	11.0	17	0
J.Starks	9	25	2.8	8	0
T.Montgomery	4	17	4.3	7	0
A.Ripkowski	2	9	4.5	7	0
B.Hundley	4	19	4.8	17	0
Total	19	84	4.4	17	0

PASSING	ATT	CMP	YDS	SK/YD	TD	LG	INT	RT
A.Rodgers	41	26	351	2/20	3	47	0	115.0
B.Hundley	3	1	9	0/0	0	9	1	2.8
Total	44	27	360	2/20	3	47	1	100.6

PASS RECEIVING	NO	YDS	AVG	LG	TD
J.Cook	6	105	17.5	47	1
J.Starks	5	46	9.2	31	1
R.Rodgers	4	28	7.0	11	0
R.Cobb	3	84	28.0	47	1
D.Adams	3	42	14.0	37	0
J.Nelson	3	28	9.3	13	1
T.Montgomery	3	27	9.0	10	0
Total	27	360	13.3	47	3

INTERCEPTIONS	NO	YDS	AVG	LG	TD
Total	0	0	0.0	0	0

PUNTING	NO	YDS	AVG	NET	TB	IN20	LG
J.Schum	3	138	46.0	43.3	0	1	38
Total	3	138	46.0	43.3	0	1	38

PUNT RETURNS	NO	YDS	AVG	FC	LG	TD
R.Cobb	1	10	10.0	1	10	0
(out of bounds)	1	0	0.0	0	0	0
Returns	1	10	10.0	1	10	0

KICK RETURNS	NO	YDS	AVG	FC	LG	TD
T.Montgomery	2	25	12.5	0	14	0
J.James	7	7	1.0	0	7	0
R.Rodgers	1	0	0.0	0	0	0
(fumble)	4	0	0.0	0	0	0
Returns	4	32	8.0	0	14	0

FUMBLES	Fum	Lost	Rec	Yds	TD	FF	Rec	Yds	TD	Bds	Out
A.Rodgers	1	0	1	0	0	0	0	0	0	0	0
B.Hundley	1	0	1	-1	0	0	0	0	0	0	0
J.Cook	1	1	0	0	0	0	0	0	0	0	0
Total	3	1	2	-1	0	0	0	0	0	0	0

Washington Redskins

RUSHING	ATT	YDS	AVG	LG	TD
R.Kelley	24	137	5.7	66	3
C.Thompson	2	10	5.0	9	0
K.Cousins	4	4	1.0	4	0
Total	30	151	5.0	66	3

PASSING	ATT	CMP	YDS	SK/YD	TD	LG	INT	RT
K.Cousins	30	21	375	2/11	3	70t	0	145.8
Total	30	21	375	2/11	3	70t	0	145.8

PASS RECEIVING	NO	YDS	AVG	LG	TD
P.Garcon	6	716	119.3	70t	1
J.Reed	5	79	15.8	28	0
D.Jackson	4	51	12.8	17t	1
J.Crowder	3	102	34.0	53	1
M.Harris	1	14	14.0	14	0
C.Thompson	1	9	9.0	9	0
R.Grant	1	4	4.0	4	0
Total	21	375	17.9	70t	3

INTERCEPTIONS	NO	YDS	AVG	LG	TD
M.Spaight	1	8	8.0	8	0
Total	1	8	8.0	8	0

PUNTING	NO	YDS	AVG	NET	TB	IN20	LG
T.Way	3	114	38.0	34.7	0	1	46
Total	3	114	38.0	34.7	0	1	46

PUNT RETURNS	NO	YDS	AVG	FC	LG	TD
J.Crowder	1	8	8.0	1	8	0
(downed)	1	0	0.0	0	0	0
Returns	1	8	8.0	1	8	0

KICK RETURNS	NO	YDS	AVG	FC	LG	TD
C.Thompson	2	40	20.0	0	24	0
(tback)	3	0	0.0	0	0	0
Returns	2	40	20.0	0	24	0

FUMBLES	Fum	Lost	Rec	Yds	TD	FF	Rec	Yds	TD	Bds	Out
J.Norman	0	0	0	0	0	1	0	0	0	0	0
W.Compton	0	0	0	0	0	1	0	0	0	0	0
Total	0	0	0	0	0	1	0	0	0	0	0

TOTAL FIRST DOWNS

By Rushing	19	21
By Passing	15	14
By Penalty	2	1

THIRD-DOWN EFFICIENCY

Fourth-Down Efficiency	7-15-47%	9-14-64%
Fourth-Down Efficiency	1-2-50%	1-1-100%

TOTAL NET YARDS

Total Offensive Plays	65	62
Average gain per offensive play	6.5	8.3
NET YARDS RUSHING	84	151

NET YARDS PASSING

Total Rushing Plays	19	30
Average gain per rushing play	4.4	5.0
Tackles for a loss-number and yards	-2-4	4-11

NET YARDS PASSING

Times thrown - Yards lost att. to pass	-2-20	-3-40
Gross yards passing	360	375

PASS ATT-COMP-INT

Average gain per pass play	44-27-1	30-21-0
KICKOFFS Number-In EZ-Touchbacks	-5-3-3	8-4-4
Had Blocked	-3-4-0	3-38-0

EXTRA POINTS Made-Attempts

Kicking Made-Attempts	-3-3	-3-3
Field Goals Made-Attempts	-0-0	-0-2

RED-ZONE EFFICIENCY

Goal-to-go efficiency	2-4-50%	4-5-80%
Safeties	0	0

FINAL SCORE

TIME OF POSSESSION	30:23	29:37
--------------------	-------	-------

FGs - PATs had blocked

Net Punting Average	43.3	34.7
TOTAL RETURN YARDS (not inc. kickoffs)	10	16

No. and Yards Punt Returns

No. and Yards Punt Returns	1-10	1-18
No. and Yards Kickoff Returns	-4-32	2-40

PEALTIES Number and Yards

Pealties Number and Yards	-6-59	6-40
---------------------------	-------	------

FUMBLES Number and Lost

Fumbles Number and Lost	-3-1	-0-0
TOUCHDOWNS	3	6

EXTRA POINTS Made-Attempts

Kicking Made-Attempts	-3-3	-3-3
Field Goals Made-Attempts	-0-0	-0-2

RED-ZONE EFFICIENCY

Goal-to-go efficiency	2-2-100%	2-2-100%
Safeties	0	0







# GREEN BAY 21, HOUSTON 13

Lambeau Field, Sunday, Dec. 4, 2016. Attendance: 77,867. Time: 3:08. Weather: 32° F, Humidity: 90 percent, Wind: S 8 mph

GAME 12

**GREEN BAY, Wis. (AP) —** With snow falling at Lambeau Field, the Green Bay Packers were back in their element. The Packers are back at .500 after beating Houston 21-13 on Sunday for their second straight win as they try to keep pace with Detroit in the NFC North.

Aaron Rodgers threw for 209 yards and two touchdowns. Jordy Nelson had 118 yards receiving and a score, and Green Bay pulled away from the Texans with two fourth-quarter touchdowns.

The Packers (6-6) weathered windy conditions, making just enough plays on the cold turf to even their record for the first time since they were 4-4 after losing to Indianapolis on Nov. 6. They're two games back of division-leading Detroit after the Lions beat New Orleans on Sunday.

Brook Osweiler connected with DeAndre Hopkins for a 44-yard touchdown pass with 1:51 left to get within sight for Houston. Nick Novak missed the extra point, with footing slippery at Lambeau.

The Texans (6-6) had one last shot after the Packers failed to run out the clock. But Osweiler's last-ditch pass-and-lateral play from Houston's 12 with four seconds left failed, handing Houston its third straight loss.

The Packers broke a 7-0 tie when Rodgers found Nelson open in the end zone for a 32-yard touchdown pass with 12:42 left after Texans cornerback Charles James slipped on the turf. Nelson, who missed last season with a knee injury, finished with eight catches.

Rodgers was 20 of 30. He looked OK after being limited in practice with a left hamstring injury, taking off for a couple runs, though he didn't seem to have his usual mobility on the slippery turf.

Rodgers didn't face much pressure in the first half against a Houston defense minus injured end Jadeveon Clowney. The Texans started getting more pressure on Rodgers in the second half.

Osweiler has faced heat for the Texans' offensive struggles this season. He was composed in the second half in leading Houston on a 10-play, 63-yard drive that ended with a 6-yard touchdown pass to Ryan Griffin on fourth-and-1 to tie it at 7 with 7:32 left in the third quarter.

Osweiler finished 21 of 34 for 213 yards.

Randall Cobb had fun in the snow. The wide receiver did a snow angel in the end zone after a sliding, 9-yard touchdown catch in the second quarter that gave the Packers a 7-0 lead.

Julius Peppers still packs a pass-rushing punch for the Packers. A sack of Osweiler on second-and-1 at the Houston 41 with 56 seconds left in the second quarter gave the 15-year veteran 142½ for his career, snapping a tie for fifth on the career list with Michael Strahan. Chris Dieman is fourth on that list with 150½.

**OFFICIALS —** Referee: Gene Steratore (114); Umpire: Bill Schuster (89); Head Linesman: Mike Spanier (90); Line Judge: Gary Arthur (108); Side Judge: Bob Waggoner (25); Field Judge: Mike Weatherford (116); Back Judge: Dino Paganielli (105); Replay Official: Paul Weidner

## STARTING LINEUPS

### Houston Texans

Offense	Defense
WR 10 D.Hopkins	RDE 95 C.Covington
LT 76 D.Brown	NT 75 V.Winterk
LG 71 X.Su-a-Hio	JACK 97 U.Kamalu
C 65 G.Manz	SAM 59 W.Marcilus
RG 79 J.Allen	MIKE 56 B.Cushing
RT 74 C.Clark	WILL 25 K.Mackinney
TE 87 C.Fiedorowicz	CB 25 K.Jackson
WR 15 W.Fuller	LCB 24 J.Joseph
WR 13 B.Miller	FS 43 C.Moore
CB 17 B.Osweller	SS 27 O.Demps
RB 26 L.Miller	RCB 21 A.Boyve

### Green Bay Packers

Offense	Defense
WR 87 J.Nelson	WR 17 D.Adams
WR 17 J.Nelson	DT 76 M.Daniels
LT 69 D.Bakhtiari	LB 56 J.Peppers
LG 63 C.Linsley	LB 47 J.Ryan
LB 63 C.Linsley	ILB 52 C.Matthews
RB 78 J.Spring	ROLB 53 N.Perry
RG 75 B.Buzaa	LCB 23 D.Randall
TE 89 J.Cook	RCB 36 L.Gunter
WR 18 R.Cobb	CB 42 O.Hollins
CB 18 A.Rodgers	SS 24 M.Burnett
SS 27 O.Demps	FS 21 H.Cinton-Dix
RB 44 J.Starks	

**GREEN BAY SUBSTITUTIONS —** K 2 M.Crosby, P 10 J.Schum, FB 22 A.Ripkowski, S 25 M.Evans, CB 28 J.Hawkins, S 29 K.Brice, RB 32= C.Michael, DB 33 M.Hyde, FB 40 J.Kerndse, LB 48 J.Thomas, LB 54 C.Gradnort, LS 61 B.Goode, DT 64 M.Fennell, 7/6 G.D.Bacley, T 68 K.Murphy, WR 81 G.Ailson, TE 82 R.Rodgers, WR 83 J.Janis, WR 88 T.Montgomery, LB 91 J.Elliott, DE 94 D.Lowry, DE/LB 95 D.Jones, DT 97 K.Clark, **DID NOT PLAY —** QB 7 B.Hundley, **INACTIVES —** WR 11 T.Davis, CB 20 M.Delort, LB 50 B.Martinez, LB 51 K.Fackell, G 70 T.Liang, C/G 73 J.Treter, DT 99 C.Ringo.

## FIELD GOALS (made / & missed)

VISITOR:	Home
Houston Texans	1 2 3 4
Green Bay Packers	0 7 0 6

Team	Qtr	Time	Play Description (Extra Point) (Drive Info)	Visitor	Home
Packers	2	8:02	R.Cobb 9 yd. pass from A.Rodgers (M.Crosby kick) (10-50, 5:58)	0	7
Packers	3	7:32	J.Griffin 6 yd. pass from B.Osweller (N.Novak kick) (10-63, 4:57)	0	7
Packers	4	12:42	J.Nelson 32 yd. pass from A.Rodgers (M.Crosby kick) (12-98, 5:20)	0	14
Packers	4	4:11	A.Ripkowski 3 yd. run (M.Crosby kick) (8-89, 4:41)	0	21
Packers	4	1:51	D.Hopkins 44 yd. pass from B.Osweller (kick failed, wr) (6-78, 2:20)	13	21

## GREEN BAY DEFENSIVE STATISTICS (official)

UT	A	TE	TI	Sck	QBH	FF	FB	Int	PD	UT	A	TE	TI	Sck	QBH	FF	FB	Int	PD
M.Burnett	11	0	11	0-0	1	0	1	0-0	2	N.Perry	3	1	0	4	0-0	0	0	0	0-0
J.Thomas	6	1	0	7	0-0	0	0	0-0	1	K.Clark	2	2	1	4	0-0	2	0	0	0-0
J.Peppers	5	2	1	7	1-10	1	0	0	0	R.Cyan	1	1	0	2	0-0	0	0	0	0-0
H.Cinton-Dix	5	1	0	6	0-0	1	0	0	0	M.Daniels	1	0	0	1	0-0	1	0	0	0-0
D.Jones	5	1	0	6	0-0	1	0	0	0	D.Lowry	1	0	0	1	1-8	1	0	0	0-0
L.Glion	3	3	3	6	0-0	0	0	0	0	M.Pennell	1	0	1	1	0-0	0	0	0	0-0
M.Hyde	4	1	0	5	0-0	0	0	0	0	D.Randall	0	1	0	1	0-0	0	0	0	0-0
O.Hollins	4	1	0	5	0-0	0	0	0	0	Totals	55	16	7	71	2-18	7	1	1	0-0
L.Gunter	3	1	0	4	0-0	0	1	0	0-0	2									

Houston Texans									
		ATT	YDS	AVG			LG	TD	
RUSHING		5	43	8.6	14	0			
Grimes		5	38	7.6	25	0			
Blue		14	22	1.6	5	0			
Miller		3	20	6.7	9	0			
Osweller									
total		27	123	4.6	25	0			
PASSING		ATT	CMP	YDS	SK/YD	TD	LG	IN	RT
Osweller		35	22	202	2/18	2	44	0	97.6
total		35	22	202	2/18	2	44	0	97.6
PASS RECEIVING		NO	YDS	AVG	LG	TD			
Fiedorowicz		6	44	7.3	13	0			
Fuller		5	59	11.8	24	0			
Cook		4	35	8.8	18	0			
Griffin		3	58	19.3	44	1			
Hopkins		4	3	1.5	12	0			
Blue		2	15	15.0	15	0			
Grimes		1	4	-4.0	7	0			
Miller		22	202	9.2	44	2			
total		22	202	9.2	44	2			
INTERCEPTIONS		NO	YDS	AVG	LG	TD			
total		0	0	0.0	0	0			

Green Bay Packers										
RUSHING			ATT		YDS		AVG		LG	TD
T Montgomery	6	40	6.7	13	0					
C Michael	3	19	6.3	7	0					
J Janis	1	19	19.0	19	0					
A Rodgers	3	16	5.3	11	0					
A Ripkowski	3	14	4.7	10	0					
J Starks	4	1	0.3	4	0					
Total	26	109	4.2	19	0					
PASSING			ATT		CMP		YDS		SK/YD	TD
A Rodgers	30	20	209	1/9	2	32	0	108.9		
Total	30	20	209	1/9	2	32	0	108.9		
PASS RECEIVING			NO		YDS		AVG		LG	TD
J Nelson	8	118	14.8	32	1					
J Cook	3	19	6.3	10	0					
R Cobb	3	16	5.3	9	0					
T Montgomery	2	17	8.5	17	0					
R Rodgers	2	16	8.0	10	0					
D Adams	1	4	4.0	4	0					
A Ripkowski	1	4	4.0	4	0					
Total	20	209	10.5	32	2					
INTERCEPTIONS			NO		YDS		AVG		LG	TD
Total	0	0	0.0	0	0					

PUNTING		NO	YDS	AVG	NET	TB	IN20	LG
S.Lechter		5	205	41.0	32.2	0	2	52
Total		5	205	41.0	32.2	0	2	52
PUNT RETURNS		NO	YDS	AVG	FC	LG	TD	
W.Fuller		1	16	6.0	1	16	0	
(downed)		1	0	0.0	0	0	0	
(out of bounds)		1	0	0.0	0	0	0	
(f back)		1	0	0.0	0	0	0	
Returns		1	16	6.0	1	16	0	
KICK RETURNS		NO	YDS	AVG	FC	LG	TD	
A.Hunt		3	66	22.0	0	29	0	
(f back)		1	0	0.0	0	0	0	
Returns		3	66	22.0	0	29	0	

PUNTING	NO	YDS	AVG	NET	TB	IN20	LG
J.Schum	5	215	43.0	35.8	1	3	48
Total	5	215	43.0	35.8	1	3	48
PUNT RETURNS	NO	YDS	AVG	FC	LG	TD	
R.Cobb	2	44	22.0	1	23	0	
M.Evans	1	0	0.0	0	0	0	
(downed)	1	0	0.0	0	0	0	
Returns	3	44	14.7	1	23	0	
KICK RETURNS	NO	YDS	AVG	FC	LG	TD	
T.Montgomery	1	39	39.0	0	39	0	
J.Janis	1	28	28.0	0	28	0	
Returns	2	67	33.5	0	39	0	

FUMBLES	Fum	Lost	Rec	Yds	TD	FF	Rec	Yds	TD	Bds	Out
R.Griffin	1	1	0	0	0	0	0	0	0	0	0
W.Mercilus	0	0	0	0	0	0	1	0	0	0	0
Total	1	1	0	0	0	0	1	0	0	0	0

FUMBLES	Fum	Lost	Rec	Yds	TD	FF	Rec	Yds	TD	Bds	Out
A.Rodgers	1	1	0	-3	0	0	0	0	0	0	0
L.Gunter	0	0	0	0	0	0	1	0	0	0	0
M.Burnett	0	0	0	0	0	0	1	35	0	0	0
Total	1	1	0	-3	0	0	1	35	0	0	0

TOTAL FIRST DOWNS	Visitor	Home
TOTAL FIRST DOWNS	17	16
By Rushing	9	7
By Passing	8	9
By Penalty	0	0
THIRD-DOWN EFFICIENCY	6-15-40%	4-12-33%
FOURTH-DOWN EFFICIENCY	1-2-50%	1-2-50%
TOTAL NET YARDS	307	309
Total Offensive Plays	64	57
Average gain per offensive play	4.8	5.4
NET YARDS RUSHING	123	109
Total Rushing Plays	27	26
Average gain per rushing play	4.6	4.2
Tackles for a loss-number and yards	-3-11	-3-6
NET YARDS PASSING	184	209
Times thrown - Yards lost att. to pass	-2-18	-1-9
Gross yards passing	202	209
PASS ATT-COMP-INT	35-22-0	30-20-0
Average gain per pass play	5.0	6.5
KICKOFFS Number-In EZ-Touchbacks	-3-0-0	4-3-1
PUNTS Number and Average	-5-41.0	-5-43.0
Had Blocked	0	0

EXTRA POINTS Made-Attempts	Visitor	Home
EXTRA POINTS Made-Attempts	-1-2	-3-3
Kicking Made-Attempts	-1-2	-3-3
FIELD GOALS Made-Attempts	-0-0	-0-0
RED-ZONE EFFICIENCY	1-1-100%	2-3-67%
GOAL-TO-GO EFFICIENCY	0-0-0%	1-1-100%
SAFETIES	0	0
FINAL SCORE	13	21
TIME OF POSSESSION	31:31	28:29

GREEN BAY, Wis. (AP) — Packers receiver Jordy Nelson sounds as if he's running out of superlatives to describe quarterback Aaron Rodgers. Nothing surprises Nelson anymore about Rodgers, not even when the two-time NFL MVP is playing with two sore legs. Rodgers threw for 246 yards and three scores, including two to Nelson, and dissected Seattle's top-ranked defense in a 38-10 win on Sunday over the Seahawks.

Already playing with a sore left hamstring, Rodgers said he hurt his right calf while throwing a tone-setting, 66-yard touchdown pass to Davante Adams on the game's opening drive.

Rodgers' trademark mobility might be limited, but his arm is working just fine. He finished 18 of 23.

The Packers (7-6) won their third straight following a four-game losing streak to keep their playoff hopes alive. They stayed two games back of first-place Detroit in the NFC North, with their final three regular-season games coming against divisional opponents.

Seattle's defense struggled in its first game without former All-Pro safety Earl Thomas, who has a broken leg. But Russell Wilson's career-high five interceptions might have been the most startling disappointment for the Seahawks (8-4-1). Wilson was 22 of 39 for 240 yards and one touchdown.

Three interceptions deflected off his receivers' hands, including one that also caromed off Doug Baldwin's helmet to cornerback Damarious Randall. Seattle coughed up six turnovers overall.

It was a stunning turn for Seattle a week after blowing out Carolina, 40-7. The Seahawks missed out on a chance to clinch the NFC West following Arizona's loss to Miami earlier Sunday.

Green Bay gained 330 yards in Seattle's first game without Thomas. Replacement Steven Terrell had three tackles.

Most of the focus about defense going into the game was about Seattle's league-best unit, but the Seahawks gave up a season high in points. The Packers dominated, mixing in a few blitzes and getting effective pressure on Wilson most of the game against a shaky offensive line. It was an impressive showing without starting linemen Nick Perry (hand) and Blake Martinez (knee). Outside linebacker Clay Matthews (shoulder) was limited mainly to passing downs.

Green Bay had a 21-3 lead at halftime, reminiscent of the way the Packers built big leads on opponents in recent dominant seasons. They've scored first each time in their three-game win streak. The Packers look nothing like the team that suffered back-to-back blowout losses at Tennessee and Washington a few weeks ago.

With two more touchdown passes, Rodgers and Nelson have connected on 57 TD passes overall, tying Hall of Famer Brett Favre and Antonio Freeman for the most touchdown passes from a quarterback to a receiver in franchise history.

**OFFICIALS** — Referee: Walt Coleman (65); Umpire: Jeff Rice (44); Line Judge: Kevin Coday (16); Side Judge: Alan Eck (76); Field Judge: Terry Brown; Derrick Bowers (74); Back Judge: Terrence Miles (111); Replay Official: Louis Mazzaro

STARTING LINEUPS

Seattle Seahawks

Offense		Defense	
WR	89 D.Baldwin	LDE	72 M.Bennett
WR	16 T.Lockett	LDI	77 A.Rubin
LT	74 Grant	ROT	93 T.McDaniel
LG	68 M.Gilwinski	RDE	56 C.Anni
C	63 J.Britt	MLB	54 B.Wagner
RG	76 G.Gileti	OLB	50 K.Wright
RT	78 B.Sowell	LCB	25 R.Sherman
TE	88 J.Graham	RCB	38 D.Shead
WR	15 J.Kease	SS	31 K.Chancellor
WR	3 R.Wilson	FS	23 S.Terrell
RB	34 T.Ravlis	CB	20 J.Lane

Green Bay Packers

Offense		Defense	
WR	87 J.Nelson	NT	97 L.Glun
WR	69 D.Bachthian	DT	76 M.Daniels
LT	63 L.Taylor	LOLB	95 D.Jones
LG	63 C.Linsley	ILB	48 J.Thomas
RB	70 T.Liang	ROLB	56 J.Peppers
OLB	75 B.Buhal	LCB	23 D.Randall
RCB	89 J.Cook	RCB	36 L.Gunter
CB	17 D.Adams	CB	24 O.Rollins
WR	12 A.Rodgers	FS	42 M.Burnett
SS	31 K.Montgomery	SS	21 H.Cinton-Dix
FS	88 T.Montgomery	FB	22 A.Ripkowski
FB	20 J.Lane	S	33 M.Hyde

**GREEN BAY SUBSTITUTIONS** — K 2 M.Crosby; OB 7 B.Hendley; P 10 J.Schum; WR 18 R.Cobb; CB 20 M.Dorant; S 23 M.Evans; CB 28 J.Hawkins; S 29 K.Brice; FB 32 C.Michael; FB 40 J.Kerfidge; RB 44 J.Starks; LB 47 J.Ryan; LB 52 C.Matthews; LB 54 C.Braddock; LB 51 B.Coodie; T/6 67 D.Bardley; T 78 J.Spriggs; WR 81 G.Allison; TE 82 R.Rodgers; WR 83 J.James; LB 91 J.Elliott; DE 94 D.Lowry; DT 97 K.Clark; DT 99 C.Ringo.

**INACTIVES** — WR 11 T.Davis; LB 50 B.Martinez; LB 51 K.Fackrell; LB 53 N.Perry; LB 68 K.Murphy; C/6 73 J.Treiter.

FIELD GOALS (made ) & missed)

S.Hauschka		M.Crosby		51WR (38)		OT		Total	
VISITOR:	Seattle Seahawks	1	2	3	4	0	0	10	10
HOME:	Green Bay Packers	3	7	14	10	0	0	38	38

GREEN BAY DEFENSIVE STATISTICS (official)

UT																	UT																																																																																																																																																																																																																																																																																																																																																																																																																																																																																																																																																																																																																																																																																																																																																																																																																																																																																																																																																																																																																																																																																																																																																																																																										
A		TEL		TI		Sck		QBH		FF		FB		Int		PD		A		TEL		TI		Sck		QBH		FF		FB		Int		PD																																																																																																																																																																																																																																																																																																																																																																																																																																																																																																																																																																																																																																																																																																																																																																																																																																																																																																																																																																																																																																																																																																																																																																																									
J.Thomas	10	0	0	10	-0	0	0	0	0	0	0	0	0	0	0	0	0	M.Hyde	2	1	0	3	-0	0	0	0	0	0	0	0	0	0	0	0	0	0	0	0	0	0	0	0	0	0	0	0	0	0	0	0	0	0	0	0	0	0	0	0	0	0	0	0	0	0	0	0	0	0	0	0	0	0	0	0	0	0	0	0	0	0	0	0	0	0	0	0	0	0	0	0	0	0	0	0	0	0	0	0	0	0	0	0	0	0	0	0	0	0	0	0	0	0	0	0	0	0	0	0	0	0	0	0	0	0	0	0	0	0	0	0	0	0	0	0	0	0	0	0	0	0	0	0	0	0	0	0	0	0	0	0	0	0	0	0	0	0	0	0	0	0	0	0	0	0	0	0	0	0	0	0	0	0	0	0	0	0	0	0	0	0	0	0	0	0	0	0	0	0	0	0	0	0	0	0	0	0	0	0	0	0	0	0	0	0	0	0	0	0	0	0	0	0	0	0	0	0	0	0	0	0	0	0	0	0	0	0	0	0	0	0	0	0	0	0	0	0	0	0	0	0	0	0	0	0	0	0	0	0	0	0	0	0	0	0	0	0	0	0	0	0	0	0	0	0	0	0	0	0	0	0	0	0	0	0	0	0	0	0	0	0	0	0	0	0	0	0	0	0	0	0	0	0	0	0	0	0	0	0	0	0	0	0	0	0	0	0	0	0	0	0	0	0	0	0	0	0	0	0	0	0	0	0	0	0	0	0	0	0	0	0	0	0	0	0	0	0	0	0	0	0	0	0	0	0	0	0	0	0	0	0	0	0	0	0	0	0	0	0	0	0	0	0	0	0	0	0	0	0	0	0	0	0	0	0	0	0	0	0	0	0	0	0	0	0	0	0	0	0	0	0	0	0	0	0	0	0	0	0	0	0	0	0	0	0	0	0	0	0	0	0	0	0	0	0	0	0	0	0	0	0	0	0	0	0	0	0	0	0	0	0	0	0	0	0	0	0	0	0	0	0	0	0	0	0	0	0	0	0	0	0	0	0	0	0	0	0	0	0	0	0	0	0	0	0	0	0	0	0	0	0	0	0	0	0	0	0	0	0	0	0	0	0	0	0	0	0	0	0	0	0	0	0	0	0	0	0	0	0	0	0	0	0	0	0	0	0	0	0	0	0	0	0	0	0	0	0	0	0	0	0	0	0	0	0	0	0	0	0	0	0	0	0	0	0	0	0	0	0	0	0	0	0	0	0	0	0	0	0	0	0	0	0	0	0	0	0	0	0	0	0	0	0	0	0	0	0	0	0	0	0	0	0	0	0	0	0	0	0	0	0	0	0	0	0	0	0	0	0	0	0	0	0	0	0	0	0	0	0	0	0	0	0	0	0	0	0	0	0	0	0	0	0	0	0	0	0	0	0	0	0	0	0	0	0	0	0	0	0	0	0	0	0	0	0	0	0	0	0	0	0	0	0	0	0	0	0	0	0	0	0	0	0	0	0	0	0	0	0	0	0	0	0	0	0	0	0	0	0	0	0	0	0	0	0	0	0	0	0	0	0	0	0	0	0	0	0	0	0	0	0	0	0	0	0	0	0	0	0	0	0	0	0	0	0	0	0	0	0	0	0	0	0	0	0	0	0	0	0	0	0	0	0	0	0	0	0	0	0	0	0	0	0	0	0	0	0	0	0	0	0	0	0	0	0	0	0	0	0	0	0	0	0	0	0	0	0	0	0	0	0	0	0	0	0	0	0	0	0	0	0	0	0	0	0	0	0	0	0	0	0	0	0	0	0	0	0	0	0	0	0	0	0	0	0	0	0	0	0	0	0	0	0	0	0	0	0	0	0	0	0	0	0	0	0	0	0	0	0	0	0	0	0	0	0	0	0	0	0	0	0	0	0	0	0	0	0	0	0	0	0	0	0	0	0	0	0	0	0	0	0	0	0	0	0	0	0	0	0	0	0	0	0	0	0	0	0	0	0	0	0	0	0	0	0	0	0	0	0	0	0	0	0	0	0	0	0	0	0	0	0	0	0	0	0	0	0	0	0	0	0	0	0	0	0	0	0	0	0	0	0	0	0	0	0	0	0	0	0	0	0	0	0	0	0	0	0	0	0	0	0	0	0	0	0	0	0	0	0	0	0	0	0	0	0	0	0	0	0	0	0	0	0	0	0	0	0	0	0	0	0	0	0	0	0	0	0	0	0	0	0	0	0	0	0	0	0	0	0	0	0	0	0	0	0	0	0	0	0	0	0	0	0	0	0	0	0	0	0	0	0	0	0	0	0	0	0	0	0	0	0	0	0	0	0	0	0	0	0	0	0	0	0	0	0	0	0	0	0	0	0	0	0	0	0	0	0	0	0	0	0	0	0	0	0	0	0	0	0	0	0	0	0	0	0	0	0	0	0	0	0	0	0	0	0	0	0	0	0	0	0	0	0	0	0	0	0	0	0	0	0	0	0	0	0	0	0	0	0	0	0	0	0	0	0	0	0	0	0	0	0	0	0	0	0	0	0	0	0	0	0	0	0	0	0	0	0	0	0	0	0	0	0	0	0	0	0	0	0	0	0	0	0	0	0	0	0	0	0	0	0	0	0	0	0	0	0	0	0	0	0	0	0	0	0	0	0	0	0	0	0	0	0	0	0	0	0	0	0	0	0	0	0	0	0	0	0	0	0	0</

Seattle Seahawks		ATT		CMP		YDS		SK/YD		TD		LG		IN		RT	
RUSHING	12	67	5.6	15	0	0	0	0	0	0	0	0	0	0	0	0	0
A.Collins	7	23	3.3	8	0	0	0	0	0	0	0	0	0	0	0	0	0
R.Wilson	4	19	4.8	8	0	0	0	0	0	0	0	0	0	0	0	0	0
T.Lockett	2	15	7.5	13	0	0	0	0	0	0	0	0	0	0	0	0	0
T.Pope	1	12	12.0	12	0	0	0	0	0	0	0	0	0	0	0	0	0
<b>Total</b>		<b>26</b>	<b>136</b>	<b>5.2</b>	<b>15</b>	<b>0</b>											

PASSING		ATT		CMP		YDS		SK/YD		TD		LG		IN		RT	
R.Wilson	39	22	240	3/22	1	31	5	43.7									
<b>Total</b>		<b>39</b>	<b>22</b>	<b>240</b>	<b>3/22</b>	<b>1</b>	<b>31</b>	<b>5</b>	<b>43.7</b>								

PASS RECEIVING		NO		YDS		AVG		LG		TD	
D.Baldwin	6	46	7.7	10	0	0	0	0	0	0	0
T.Lockett	4	41	10.3	15	0	0	0	0	0	0	0
T.McCoy	3	41	13.7	21	1	0	0	0	0	0	0
A.Collins	3	33	11.0	14	0	0	0	0	0	0	0
M.Reece	2	38	19.0	31	0	0	0	0	0	0	0
J.Graham	1	16	16.0	16	0	0	0	0	0	0	0
L.Wilson	1	11	11.0	11	0	0	0	0	0	0	0
J.Kease	1	7	7.0	7	0	0	0	0	0	0	0
T.Ravlis	1	7	7.0	7	0	0	0	0	0	0	0
<b>Total</b>		<b>22</b>	<b>240</b>	<b>10.9</b>	<b>31</b>	<b>1</b>					

INTERCEPTIONS		NO		YDS		AVG		LG		TD	
<b>Total</b>		<b>0</b>	<b>0</b>	<b>0.0</b>	<b>0</b>	<b>0</b>					

PUNTING		NO		YDS		AVG		NET		TB		IN20		LG		TD	
J.Ryan	4	136	34.0	34.0	0	2											
<b>Total</b>		<b>4</b>	<b>136</b>	<b>34.0</b>	<b>34.0</b>	<b>2</b>											

PUNT RETURNS		NO		YDS		AVG		FC		LG		TD	
T.Lockett	0	0	0.0	0	0	0	0	0	0	0	0	0	0
M.Hyde	1	0	0.0	0	0	0	0	0	0	0	0	0	0
R.Cobb	1	0	0.0	0	0	0	0	0	0	0	0	0	0
<b>Total</b>		<b>0</b>	<b>0</b>	<b>0.0</b>	<b>0</b>	<b>2</b>							

KICK RETURNS		NO		YDS		AVG		FC		LG		TD	
T.Lockett	5	136	27.2	0	0	0	0	0	0	0	0	0	0
T.Montgomery	2	36	18.0	0	0	0	0	0	0	0	0	0	0
<b>Total</b>		<b>7</b>	<b>172</b>	<b>0</b>	<b>0</b>	<b>0</b>							

FUMBLES		FumLost		Rec		Yds		TD		FF		Rec		Yds		TD		Bds	
A.Collins	1	1	0	0	0	0	0	0	0	0	0	0	0	0	0	0	0	0	0
<b>Total</b>		<b>1</b>	<b>1</b>	<b>0</b>	<b>0</b>	<b>0</b>	<b>0</b>	<b>0</b>	<b>0</b>	<b>0</b>	<b>0</b>	<b>0</b>	<b>0</b>	<b>0</b>	<b>0</b>	<b>0</b>	<b>0</b>	<b>0</b>	<b>0</b>

RUSHING		ATT		CMP		YDS		SK/YD		TD		LG		IN		RT	
T.Montgomery	10	47	4.6	17	1	0	0	0	0	0	0	0	0	0	0	0	0
C.Michael	9	36	3.6	10	0	0	0	0	0	0	0	0	0	0	0	0	0
J.James	1	19	19.0	19	0	0	0	0	0	0	0	0	0	0	0	0	0
J.Starks	2	3	1.5	2	0	0	0	0	0	0	0	0	0	0	0	0	0
A.Ripkowski	2	2	0.7	2	0	0	0	0	0	0	0	0	0	0	0	0	0
B.Hendley	3	-2	-0.7	-1	0	0	0	0	0	0	0	0	0	0	0	0	0
A.Rodgers	2	-2	-1.0	-1	0	0	0	0	0	0	0	0	0	0	0	0	0
<b>Total</b>		<b>30</b>	<b>93</b>	<b>3.1</b>	<b>19</b>	<b>2</b>											

PASSING		ATT		CMP		YDS		SK/YD		TD		LG		IN		RT	
A.Rodgers	23	18	246	1/9	3	66	0	0	0	0	0	0	0	0	0	0	0
B.Hendley	2	0	0.0	0	0	0	0	0	0	0	0	0	0	0	0	0	0
<b>Total</b>		<b>25</b>	<b>18</b>	<b>246</b>	<b>1/9</b>	<b>3</b>	<b>66</b>	<b>0</b>	<b>0</b>	<b>0</b>	<b>0</b>	<b>0</b>	<b>0</b>	<b>0</b>	<b>0</b>	<b>0</b>	<b>0</b>

D. Baldwin	6	47	6.8	11	2	0	0	0	0	0	0
J. Nelson	4	104	26.0	66	1	0	0	0	0	0	0
T. Montgomery	3	45	15.0	24	0	0	0	0	0	0	0
R. Cobb	3	33	11.0	25	0	0	0	0	0	0	0
J. Cook	1	15	15.0	15	0	0	0	0	0	0	0
D. Burnett	2	19	9.5	20	0	0	0	0	0	0	0
M. Hyde	1	11	11.0	11	0	0	0	0	0	0	0
O. Rollins	1	0	0.0	0	0	0	0	0	0	0	0
Total	5	77	15.4	26	0	0	0	0	0	0	0







# GREEN BAY 38, MINNESOTA 25

Lambeau Field, Saturday, Dec. 24, 2016. Attendance: 77,856. Time: 3:12. Weather: 37° F. Humidity: 78 percent. Wind: W 8 mph

## GAME 15

**GREEN BAY WIS. (AP)** — The Green Bay Packers are back in familiar territory, so close to another NFC North title. Aaron Rodgers and Jordy Nelson are combining to sired secondaries. The defense is creating turnovers. It's hard to believe this same team was once 4-6.

But the Packers won their fifth straight game, riding a big-play passing attack and an opportunistic defense in a 38-25 victory on Saturday over the Minnesota Vikings. Rodgers threw for 347 yards and four scores, and the Packers cashed in on two Vikings turnovers with touchdown drives.

Next up is a winner-take-all showdown next week with Detroit for the division title.

The win also extinguished the Vikings' faint postseason hopes. Their hopes to repeat as division champs were already gone. A 5-0 start to the year was wasted.

The Packers have thrived after their own bouts of adversity, notably a midseason, four-game losing streak.

Nelson had 154 yards and two touchdowns from 21 yards and 2 yards in the first half. The receiver found seams in Minnesota's defense, despite the return of safety Harrison Smith from an ankle injury.

Green Bay (9-6) built a 28-13 lead at halftime, with Rodgers accounting for all four scores. He finished 28 of 38, and struggled off his right calf injury after scrambling for a 6-yard touchdown late in the second quarter and making a rare Lambeau Leap.

Playing again without running back Adrian Peterson, the Vikings (7-8) had success through the air. Sam Bradford threw for 382 yards and three touchdowns, including a 71-yard touchdown pass to Adam Thielen in the second quarter. Thielen had a career-high 202 yards, 12 catches and two scores.

But the Vikings made too many other mistakes to catch up to the Packers.

Maybe the Vikings were sleepier after the team plane got stuck in the grass on the way to the gate at a Wisconsin airport on Friday night after making a safe landing, forcing a delay of more than five hours. Zimmer didn't think it was the best.

Rodgers and Nelson set a Packers record on their 21-yard score in the first quarter. It was the 58th touchdown for the duo, breaking the tie with the Brett Favre-Aronne Freeman combination. Rodgers threw about a 10-yard pass up the seam to Nelson, who found a soft spot in the zone and then made safety Andrew Sendejo miss on a tackle before lunging forward to get the ball into the end zone.

Clay Matthews looked like his big-play self for the first time in weeks. He has been limited since hurting his left shoulder in late November during a win over the Philadelphia Eagles. The Packers' most dynamic pass rusher said during practice this week that he was feeling better and hoped to get more snaps.

Matthews made a difference against the Vikings, including the strip-sack of Bradford late in the second quarter that led to Rodgers' touchdown run, along with two key pass deflections and another pressure by early in the third quarter.

**OFFICIALS** — Referee: Jeff Triplette (42); Umpire: Shawn Smith (14); Head Linesman: Jeff Bergman (32); Line Judge: Sarah Thomas (53); Side Judge: Dyrrol Pridemore (109); Field Judge: Scott Edwards (3); Back Judge: Steve Freeman (133); Replay Official: Al Hynes

### STARTING LINEUPS

Minnesota Vikings						Green Bay Packers					
Offense			Defense			Offense			Defense		
WR	19	A.Thielen	LE	96	B.Robison	WR	87	J.Nelson	NT	98	L.Glun
LT	68	T.Clemmings	DT	93	S.Stephen	LT	69	D.Bachthran	DT	76	M.Daniels
LG	76	A.Abone	NT	98	L.Joseph	LG	63	L.Taylor	LOLB	95	D.Jones
C	62	M.Leason	RE	97	E.Griffin	C	63	C.Linsley	ILB	47	J.Thomas
RG	61	J.Berger	MLB	54	E.Kendricks	RG	70	T.Lang	ILB	48	J.Thomas
TE	78	J.Sires	SLB	55	A.Barr	RT	75	B.Buqua	ROLB	56	J.Peppers
RT	82	K.Rudolph	LCB	23	T.Mewman	WR	81	G.Allison	LCB	24	O.Rollins
WR	14	S.Diggs	RCB	29	X.Rhodes	WR	17	D.Adams	RCB	36	L.Gunter
WR	84	C.Peterson	SS	34	A.Schultz	CB	12	A.Rodgers	CB	33	M.Hyde
CB	8	S.Bradford	FS	22	H.Smith	CB	88	T.Montgomery	SS	42	M.Burnett
RB	21	J.McKinnon	CB	24	C.Munierlyn	FB	22	A.Ripkowski	FS	21	H.Chilton-Dix

**GREEN BAY SUBSTITUTIONS** — K 2 M.Crosby, OB 7 B.Hendley, P 10 J.Schum, CB 20 M.Dorante, CB 23 D.Randall, S 25 M.Evans, S 29 K.Brice, RB 32 C.Michael, FB 40 J.Kerridge, LB 50 B.Mahinner, LB 51 K.Fackell, LB 52 C.Matthews, LB 53 M.Perry, LB 58 J.Trippe, LS 61 B.Goodie, T 76, FB 67 D.Bardley, T 78 J.Spriggs, TE 82 R.Rodgers, WR 83 J.James, TE 89 J.Cook, DE 94 D.Lowry, DT 97 C.Clark, DT 99 G.Ringo, **DID NOT PLAY** — WR 11 T.Davis, **INACTIVES** — OB 6 J.Callehan, WR 18 R.Cobb, CB 28 J.Hawkins, RB 44 J.Starks, T 68 K.Murphy, C 73 J.Treiter, LB 91 J.Elliott.

### FIELD GOALS (made & missed)

K.Forbath		(22) (26)		M.Crosby		(48)		OT		Total	
VISITOR:	Minnesota Vikings	1	3	10	2	4	12	0	0	25	
HOME:	Green Bay Packers	0	0	14	14	0	10	0	0	38	
Team											
Qtr	Time	Play Description (Extra Point) (Drive Info)									
1	7:13	J.Nelson 21 yd. pass from A.Rodgers (M.Crosby kick) (5-61, 2-40)									
1	3:37	K.Forbath 22 yd. field goal (6-55, 3-50)									
1	1:49	D.Adams 20 yd. pass from A.Rodgers (M.Crosby kick) (4-74, 1-40)									
2	12:30	K.Forbath 26 yd. field goal (12-67, 4-19)									
2	8:11	J.Nelson 2 yd. pass from A.Rodgers (M.Crosby kick) (3-42, 1-30)									
2	7:24	A.Thielen 71 yd. pass from S.Bradford (K.Forbath kick) (2-75, 0-47)									
2	0:24	A.Rodgers 6 yd. run (M.Crosby kick) (5-54, 0-30)									
3	4:55	A.Rodgers 48 yd. field goal (10-14, 4-05)									
4	9:02	M.Crosby 13 yd. pass from A.Rodgers (M.Crosby kick) (7-53, 4-23)									
4	4:20	S.Diggs 3 yd. pass from S.Bradford (kick failed, run) (13-75, 4-42)									
4	0:32	A.Thielen 8 yd. pass from S.Bradford (run failed) (10-54, 3-07)									

### GREEN BAY DEFENSIVE STATISTICS (official)

UT	A	TEL	TT	SK	QBH	FF	FB	Int	PD	UT	A	TEL	TT	SK	QBH	FF	FB	Int	PD		
J.Thomas	6	0	1	6	0-0	0	0	0	0-0	1	M.Daniels	1	0	1	1-9	0	0	1	0-0	0	
H.Clinton-Dix	3	2	0	5	0-0	0	0	0	0-0	1	C.Matthews	1	0	1	1-5	1	1	0	0-0	2	
M.Burnett	4	0	0	4	0-0	0	0	0	0-0	0	J.Peppers	1	0	0	1	0	0	0-0	0		
D.Randall	3	0	0	3	0-0	0	0	0	0-0	2	J.Ryan	1	0	1	0-0	0	0	0-0	0		
O.Rollins	3	0	0	3	0-0	0	0	0	0-0	0	L.Glun	0	1	0	1	0-0	0	0	0-0	0	
M.Hilde	2	1	0	3	0-0	0	0	0	0-0	2	K.Clark	0	0	0	1	0-0	2	0	1	0-0	0
L.Gunter	2	0	0	2	0-0	0	0	0	0-0	0	D.Jones	0	0	0	0	0-0	1	0	0-0	0	
N.Perry	2	0	2	2-15	0	0	0	0	0-0	0	Totals	30	4	5	34	4-29	5	1	2	0-0	8
B.Price	1	0	0	1	0-0	0	0	0	0-0	0											

Minnesota Vikings											
RUSHING	ATT	YDS	AVG	LG	TD	RUSHING	ATT	YDS	AVG	LG	TD
J.McKinnon	11	50	4.5	11	0	A.Thielen	6	34	5.7	9	0
M.Asitia	6	2	0.3	5	0	S.Bradford	1	4	2.5	5	0
S.Bradford	2	5	2.5	4	0	A.Thielen	1	4	4.0	4	0
A.Thielen	20	93	4.7	11	0	Total					

PASSING	ATT	CMP	YDS	SK/YD	TD	LG	INT	RT
S.Bradford	50	34	382	4/29	3	71t	0	110.6
Total	50	34	382	4/29	3	71t	0	110.6

PASS RECEIVING	NO	YDS	AVG	LG	TD
A.Thielen	12	202	16.8	71t	2
K.Rudolph	6	53	8.8	21	0
J.McKinnon	5	35	7.0	20	0
S.Diggs	4	29	7.3	13	1
M.Asitia	3	30	10.0	14	0
C.Peterson	2	13	6.5	10	0
C.Johnson	1	16	16.0	16	0
D.Morgan	1	4	4.0	4	0
Total	34	382	11.2	71	3

INTERCEPTIONS	NO	YDS	AVG	LG	TD
Total	0	0	0.0	0	0

PUNTING	NO	YDS	AVG	NET	TB	IN20	LG
J.Locke	5	186	37.2	29.2	0	0	45
Total	5	186	37.2	29.2	0	0	45

PUNT RETURNS	NO	YDS	AVG	FC	LG	TD
M.Stearls	2	20	10.0	3	20	0
(back)	1	0	0.0	0	0	0
Returns	2	20	10.0	3	20	0

KICK RETURNS	NO	YDS	AVG	FC	LG	TD
A.Thielen	1	19	19.0	0	19	0
D.Morgan	1	11	11.0	0	11	0
(back)	5	0	0.0	0	0	0
Returns	2	30	15.0	0	19	0

FUMBLES	Fum	Lost	Rec	Yds	TD	FF	Rec	Yds	TD	Bds	Out
S.Bradford	1	1	0	0	0	0	0	0	0	0	0
N.Easton	1	1	0	-1	0	0	0	0	0	0	0
Total	2	2	0	-1	0	0	0	0	0	0	0

Green Bay Packers											
RUSHING	ATT	YDS	AVG	LG	TD	RUSHING	ATT	YDS	AVG	LG	TD
T.Montgomery	9	23	2.6	6	0	A.Rodgers	1	0	0.0	0	0
A.Rodgers	2	13	6.5	5	0	C.Michael	4	4	1.0	6	0
C.Michael	4	4	1.0	4	0	Total					

PASSING	ATT	CMP	YDS	SK/YD	TD	LG	INT	RT
A.Rodgers	38	28	347	4/39	4	48	0	136.6
B.Hundley	1	0	0	0/0	0	0	0	39.6
Total	39	28	347	4/39	4	48	0	133.2

PASS RECEIVING	NO	YDS	AVG	LG	TD
J.Nelson	9	154	17.1	48	2
G.Allison	4	66	16.5	32	0
D.Adams	4	44	11.0	20	1
T.Montgomery	4	17	4.3	10	0
J.Cook	3	37	12.3	30	0
R.Rodgers	2	20	10.0	13t	1
J.Juans	1	8	8.0	8	0
C.Michael	1	1	1.0	1	0
Total	28	347	12.4	48	4

INTERCEPTIONS	NO	YDS	AVG	LG	TD
Total	0	0	0.0	0	0

PUNTING	NO	YDS	AVG	NET	TB	IN20	LG
J.Schum	6	259	43.2	36.5	1	2	49
Total	6	259	43.2	36.5	1	2	49

PUNT RETURNS	NO	YDS	AVG	FC	LG	TD
M.Hyde	4	40	10.0	1	19	0
Returns	4	40	10.0	1	19	0

KICK RETURNS	NO	YDS	AVG	FC	LG	TD
C.Michael	3	64	21.3	0	30	0
T.Montgomery	1	21	21.0	0	21	0
(back)	1	0	0.0	0	0	0
Returns	4	85	21.3	0	30	0

FUMBLES	Fum	Lost	Rec	Yds	TD	FF	Rec	Yds	TD	Bds	Out
M.Hyde	1	0	1	0	0	0	0	0	0	0	0
C.Matthews	0	0	0	0	0	1	0	0	0	0	0
K.Clark	0	0	0	0	0	1	0	0	0	0	0
M.Daniels	0	0	0	0	0	1	0	0	0	0	0
Total	1	0	1	0	0	1	2	0	0	0	0

TOTAL FIRST DOWNS				Visitor	Home
By Rushing				Vikings	Packers
By Passing				22	19
By Penalty				18	1
THIRD-DOWN EFFICIENCY				5-15-33%	6-13-46%
FOURTH-DOWN EFFICIENCY				3-3-100%	0-0-0%
TOTAL NET YARDS				446	348
Total Offensive Plays				74	58
Average gain per offensive play				6.0	6.0
NET YARDS RUSHING				93	40
Total Rushing Plays				20	17
Average gain per rushing play				4.7	2.5
Tackles for a loss-number and yards				0-0	3-6
NET YARDS PASSING				353	308
Times thrown - yards lost att. to pass.				4-29	4-39
Gross yards passing				382	347
PASS ATT-COMP-INT				50-34-0	39-28-0
Average gain per pass play				6.5	7.2
KICKOFFS Number-In-EZ-Touchbacks				6-3-1	7-5-5
Punt Number and Average				5-37.2	6-43.2
Had Punted				0	0
Fgs - PATs had blocked				0-0	0-0
Net Punting Average				29.2	36.5
TOTAL RETURN YARDS (not inc. kickoffs)				20	40
No. and Yards Punt Returns				2-20	4-40
No. and Yards Kickoff Returns				2-30	4-85
No. and Yards Interception Returns				0-0	0-0
PENALTIES Number and Yards				8-70	3-21
FUMBLES Number and Lost				2-2	1-0
TOUCHDOWNS				3	5
Rushing				0	1
Passing				0	4
EXTRA POINTS Made-Attempts				1-3	5-5
Kicking Made-Attempts				1-2	5-5
Rushing Made-Attempts				0-1	0-0
FIELD GOALS Made-Attempts				2-2	1-1
RED-ZONE EFFICIENCY				2-4-50%	3-4-75%
GOAL-TO-GO EFFICIENCY				2-3-67%	2-2-100%
SAFETIES				0	0
FINAL SCORE				25	38
TIME OF POSSESSION				31:01	28:59





# 2016 UPDATED BIOGRAPHIES

THROUGH WEEK 16

## **17 Davante Adams, WR, 3rd Year, Fresno State**

- With 88 catches in 2014-15, joined WRs Randall Cobb (105 in 2011-12) and Greg Jennings (98 in 2006-07) as the only Packers over the last 25 seasons to register 85-plus receptions in their first two seasons in the league.

- Caught a career-high 50 passes for a career-best 483 yards (9.7 avg.) and a TD last season despite missing three games due to an ankle injury.

- Played in all 16 games with 11 starts as a rookie in 2014, hauling in 38 receptions for 446 yards (14.2 avg.) and three TDs.

- Set franchise postseason single-game records for the most catches and receiving yards by a rookie when he posted seven grabs for 117 yards (16.7 avg.) and a TD in a 2014 NFC Divisional playoff victory vs. Dallas.

**2016 SEASON:** Has played in all 15 games with 14 starts and has posted career highs with 69 catches for 966 yards (14.0 avg.) and 10 TDs...Was named an alternate for the Pro Bowl...Is tied for No. 4 in the NFL in TD catches and joins WR Jordy Nelson (14) as the only teammate duo in the NFL with 10-plus TD receptions each this season...Is part of just the second 10-TD duo in franchise history (Nelson and WR Randall Cobb in 2014)...Has recorded at least one TD grab in eight games this season, tied with Steelers WR Antonio Brown for No. 2 in the NFL behind only Nelson (11)...Has recorded a career-high four 100-yard receiving games a career-best 10 catches of 25-plus yards (tied for team lead)...Has posted two games this season with both 100-plus receiving yards and two TD catches, tied with Nelson, Buccaneers WR Mike Evans and Saints WR Brandin Cooks for the league lead...Ranks No. 5 in the league with 748 receiving yards since Week 7 and is tied for No. 2 in the NFL over that span with six TD catches.

► **At Jacksonville (Sept. 11):** Started as the team opened with three WRs and finished with three catches for 50 yards (16.7 avg.), highlighted by his 29-yard TD catch with 13 seconds in the first half that gave the Packers a 21-17 lead that they would not relinquish...With CB Davon House on his back, made a diving grab in the end zone for the longest TD catch of his career in the regular season as QB Aaron Rodgers fought off a sack attempt from CB Jalen Ramsey.

► **At Minnesota (Sept. 18):** Started as the third WR and played 54 snaps, finishing with three catches for 26 yards (8.7 avg.)...On a third down midway through the first quarter, drew a 40-yard pass-interference penalty on Vikings CB Terence Newman that gave Green Bay the ball at the Minnesota 5 to help set up a 1-yard TD pass from Rodgers to WR Jordy Nelson.

► **Vs. Detroit (Sept. 25):** Caught two passes for 23 yards (11.5 avg.) in 25 snaps of action, highlighted by a 14-yard TD grab on Green Bay's opening drive...Beat CB Quandre Diggs on a slant and then shook off a tackle attempt near the goal line from S Glover Quin to get into the end zone...Also had a 9-yard catch late in the game that helped the Packers clinch the win and run out the clock.

► **Vs. N.Y. Giants (Oct. 9):** Started as the third WR and posted a season-high five receptions for a season-best 85 yards (17.0 avg.) and a TD...His 17.0-yard receiving average was his second-best single-game mark (min. three rec.) behind only his six-catch, 121-yard effort (20.2 avg.) vs. New England on Nov. 30, 2014...Caught a 29-yard TD pass midway through the second quarter, matching the longest TD reception of his career...Beat CB Michael Hunter down the right sideline and hauled in the pass from Rodgers near the 10-yard line, keeping his feet in bounds for the final few yards as he extended the ball past the pylon.

► **Vs. Dallas (Oct. 16):** Started as the third WR and had two receptions for 34 yards (17.0 avg.)...Left the game to be evaluated for a concussion after absorbing a big hit on his 12-yard catch on a third-and-11 in the third quarter, and did not return.

► **Vs. Chicago (Oct. 20):** Started as the third WR and posted career highs in receptions (13), receiving yards (132) and TD catches (two), with his catch total tying the second-best mark in franchise history behind only Don Hutson's 14-catch game at the N.Y. Giants on Nov. 22, 1942...Set a team record for the most catches in a game at Lambeau Field...Along with WRs Randall Cobb (11) and Ty Montgomery (10), became only the second trio in NFL history to all record 10-plus catches in the same game...Made a

leaping 5-yard TD grab on third down over CB De'Vante Busby in the third quarter, giving Green Bay a 13-10 lead it would not relinquish...On the first play of the fourth quarter, found himself wide open on a slant for a 4-yard TD...Was named NFC Offensive Player of the Week for his performance, his first time winning the award as he joined Greg Jennings as the only Green Bay WRs to earn the honor over the past 15 seasons.

► **At Atlanta (Oct. 30):** Started and played 58 of 62 snaps, leading the team with 12 catches for 74 yards (6.2 avg.) to become the first player in team history to register 12-plus receptions in back-to-back games...His 25 receptions in Weeks 7-8 set a franchise record for the most combined catches over a two-game span...Now holds two of the top six single-game catch totals in franchise history, joining Hutson as the only players in team annals to do so...Came out of the backfield to catch a swing pass from Rodgers for a 22-yard gain late in the first quarter, making S Keanu Neal miss as he took it down the sideline to the Atlanta 24.

► **Vs. Indianapolis (Nov. 6):** Started and had four receptions for 41 yards (10.3 avg.) and a TD...Had a 40-yard catch in the fourth quarter, getting open near the right sideline against CB Rashaan Melvin and then making Melvin miss to pick up extra yardage down to the Indianapolis 13...Three plays later, caught a slant for a 2-yard TD against CB Patrick Robinson.

► **At Tennessee (Nov. 13):** Started and played 74 of 78 snaps, finishing with a career-high 156 yards receiving on six catches (26.0 avg.)...Marked the highest receiving-yardage total by a Green Bay player since Nelson recorded 209 yards vs. the N.Y. Jets on Sept. 14, 2014...Had three receptions of 35-plus yards (46, 38, 35), becoming the first Packer to do so since STATS began charting catches of 25-plus yards in 1991...On his season-long 46-yard grab, was matched up on the outside with CB Perrish Cox in the second quarter and caught a back-shoulder throw from Rodgers before taking it down the middle of the field to the Tennessee 39...Later in the quarter, beat CB Brice McCain to find room in the middle of the field for a 38-yard catch-and run to the Tennessee 19 that set up Rodgers' 13-yard TD pass to RB James Starks two plays later...Early in the third quarter on a fourth down, beat CB Jason McCourty down the sideline, laying out to make a 35-yard catch to the Tennessee 22, a reception that helped set up Rodgers' 20-yard TD run two plays later.

► **At Washington (Nov. 20):** Started and played 67 of 70 snaps, hauling in three catches for 42 yards (14.0 avg.), highlighted by a 37-yard reception late in the fourth quarter...Found an opening over the middle to make the grab near the Green Bay 27 before taking it down the sideline to the Washington 46.

► **At Philadelphia (Nov. 28):** Started and played 64 snaps, leading the team with 113 receiving yards and two TDs on five receptions (22.6 avg.), his third 100-yard receiving outing in the past six games...The two TD catches matched his career high...On Green Bay's opening drive, beat CB Leodis McKelvin on a slant and then broke a tackle attempt by S Rodney McLeod near the goal line for a 7-yard TD grab...Scored again on the Packers' next series, sliding in the back of the end zone to make a diving 20-yard TD catch with CB Nolan Carroll in tight coverage...In the third quarter, made an inside move to beat McKelvin off the line and create separation on his way to making a 50-yard over-the-shoulder catch to the Philadelphia 22, the longest reception of his career...Early in the fourth quarter, beat Carroll on a slant, breaking several tackles on his way to a 23-yard gain to the Philadelphia 3 to help set up FB Aaron Ripkowski's 1-yard TD run.

► **Vs. Houston (Dec. 4):** Started and appeared on 49 plays, posting a 17-yard reception to the Houston 47 on the first play of the fourth quarter on Green Bay's go-ahead drive...Came back toward Rodgers to make a sideline catch against CB Kareem Jackson.

► **Vs. Seattle (Dec. 11):** Started and played 53 snaps, leading the team with 104 receiving yards and a TD on four catches (26.0 avg.)...It marked his second game of the season with four-plus receptions and a 25.0-plus yard receiving average as he became one of only two players in the NFL to do so this season (Patriots WR Chris Hogan)...On Green Bay's third play from scrimmage, a third-and-1 from its own 34, ran an out-and-up and beat CB Jeremy Lane down the sideline, hauling in the pass from Rodgers

near the Seattle 35 and taking it the rest of the way for the score...It was the longest catch of his career and the longest play for the Packers on the season...Late in the first half, beat DB DeShawn Sheard off the line as Rodgers lofted a pass to him him down the sideline for a 26-yard gain...Had a key downfield block on CB Richard Sherman on WR Jeff Janis' 19-yard TD run in the fourth quarter.

►**At Chicago (Dec. 18):** Started and played 60 of 61 snaps, finishing with two receptions for 25 yards (12.5 avg.)...Made a 19-yard catch on a TD drive in the third quarter, coming back to haul in the pass from Rodgers near the sideline, spinning away from CB Cre'Von LeBlanc for extra yardage.

►**Vs. Minnesota (Dec. 24):** Started and played 55 of 59 snaps, hauling in four passes for 44 yards (11.0 avg.) and a TD...The TD was his 10th of the season, making him and Nelson (14) just the second duo in franchise history to both register 10-plus TD catches in the same season (Nelson and Cobb in 2014)...On a third-and-4 late in the first quarter, made a back-shoulder catch near the goal line against CB Trae Waynes and took it in for the 20-yard TD.

### **81 Geronimo Allison, WR, Rookie, Illinois**

- Was signed by Green Bay as an undrafted free agent on May 6, 2016, and was released in the final roster reduction at the end of the preseason.

- Caught six passes for 119 yards (19.8 avg.) in the preseason, highlighted by a 51-yard grab.

- Played two seasons at Illinois after starting his career at Iowa Western Community College, finishing with 106 receptions for 1,480 yards (14.0 avg.) and eight TDs with the Fighting Illini.

**2016 SEASON:** Has played in nine games with one start and has eight-catches for 111 yards (13.9 avg.) and a TD...Was signed to the 53-man roster from the practice squad on Oct. 24...Spent the first six games on Green Bay's practice squad.

►**At Atlanta (Oct. 30):** Made his NFL debut, catching two passes for 21 yards (10.5 avg.) and a TD in 19 snaps of action...Scored a TD on his first career catch, hauling in a 4-yard pass from QB Aaron Rodgers early in the second quarter to put the Packers up, 14-10...Made a move to separate himself from S Ricardo Allen as Rodgers stepped up in the pocket and found him for the score...Became the first Packer since TE Ryan Taylor (Dec. 11, 2011) to register a TD on his first career reception...Teamed up with WR Trevor Davis as they became the first Green Bay rookie duo to both catch a TD pass in the same game since Joe Johnson and Max McGee on Dec. 12, 1954, at the Los Angeles Rams.

►**Vs. Indianapolis (Nov. 6):** Appeared on seven plays on offense.

►**At Tennessee (Nov. 13):** Played 18 snaps and had a 17-yard catch.

►**At Washington (Nov. 20):** Appeared on 11 plays on offense and two on special teams.

►**At Philadelphia (Nov. 28):** Played five snaps on offense.

►**Vs. Houston (Dec. 4):** Appeared on five plays on offense and one on special teams.

►**Vs. Seattle (Dec. 11):** Played 13 snaps on offense.

►**At Chicago (Dec. 18):** Had a 7-yard catch in three snaps of action on offense.

►**Vs. Minnesota (Dec. 24):** Started for the first time as a pro, opening as the third WR and playing a career-high 43 snaps...Registered career bests with four receptions for 66 yards (16.5 avg.), with all four of the catches going for first downs...Late in the first half, came out of the slot and found an opening to make a career-long 32-yard catch down the right sideline to the Minnesota 22, helping to set up Rodgers' 6-yard TD four plays later that gave the Packers a 28-13 lead at the break...Late in the third quarter, made a diving 11-yard grab with S Harrison Smith covering him to convert a third-and-10...Three plays later, came back on the ball to make an 8-yard grab against CB Xavier Rhodes on third-and-4 to pick up another first down, helping to set up a 48-yard FG from K Mason Crosby that gave Green Bay a 31-13 lead early in the fourth quarter.

### **69 David Bakhtiari, T, 4th Year, Colorado**

- Has started all 61 games he has played in at left tackle for the Packers in his first four seasons in the NFL.

- In 2013, became the first rookie to start every game at LT for Green Bay

since the league went to a 16-game schedule in 1978.

- By starting at San Francisco in the 2013 season opener, he became just the fourth Green Bay rookie to start at LT in Week 1 since the 1970 AFL-NFL merger and the first since Ken Ruettggers in 1985.

**2016 SEASON:** Has started all 15 games at LT...Was named a first alternate for the Pro Bowl, the second time in his career he was selected as an alternate (2014)...Part of a line that has helped the Packers rank in the top 10 in the NFL in scoring (No. 6, 26.7), yards per game (No. 10, 363.5), passing yards per game (No. 8, 260.3), yards per carry (No. 9, 4.51), third-down conversions (No. 2, 46.2), first downs (No. 10, 321) and time of possession (No. 6, 31:02).

►**At Jacksonville (Sept. 11):** Started at LT and played all 64 snaps...Helped protect QB Aaron Rodgers as he was sacked just one time on the afternoon and as he threw for 199 yards and two TDs on 20-of-34 passing with a rushing TD.

►**At Minnesota (Sept. 18):** Started at LT and played all 71 snaps.

►**Vs. Detroit (Sept. 25):** Started at LT and played all 54 snaps, helping to clear the way for RB Eddie Lacy's season-high 103 yards rushing on just 17 carries (6.1 avg.)...Also protected Rodgers as he threw a season-high four TD passes, with all of them coming in the first half.

►**Vs. N.Y. Giants (Oct. 9):** Started at LT and played all 80 snaps, helping the offense record season bests for total yards (406), rushing yards (147) and time of possession (36:38)...Part of a line that did not allow a sack of Rodgers and helped clear the way for Lacy's 81 rushing yards on just 11 carries (7.4 avg.).

►**Vs. Dallas (Oct. 16):** Started at LT and played all 70 snaps, helping the offense post season highs for total first downs (24) and passing first downs (17)...Protected Rodgers as he completed 31 of 42 passes for 294 yards and a TD with one INT and was sacked just once on the afternoon.

►**Vs. Chicago (Oct. 20):** Started at LT and appeared on all 87 plays, helping the offense record 406 total yards (tied for the season high) and a 39:36 time of possession, the best mark by Green Bay since Oct. 27, 2013, at Minnesota (40:54)...Protected Rodgers as he completed a franchise-record 39 passes, including 10-plus passes to three different players (WRs Davante Adams, Randall Cobb and Ty Montgomery), only the second time in NFL history (New England Patriots, Nov. 13, 1994) that a team has accomplished that feat in a game.

►**At Atlanta (Oct. 30):** Started at LT and played all 62 snaps, helping protect Rodgers as he threw for 246 yards and four TDs on 28-of-38 passing...Helped the offense rack up 108 rushing yards on 19 carries (5.7 avg.).

►**Vs. Indianapolis (Nov. 6):** Started at LT and played all 69 snaps, helping the offense register 405 total yards...Protected Rodgers as he threw for 297 yards and three TDs on 26-of-43 passing, his third straight game with three-plus TD passes.

►**At Tennessee (Nov. 13):** Started at LT and played 54 snaps, departing the game late in the third quarter with a knee injury...Helped the offense record 402 total yards, the third 400-yard outing in the last four games, including a season-high 371 passing yards from Rodgers.

►**At Washington (Nov. 20):** Started at LT and played 66 of 70 snaps, coming out of the game for the final four snaps (coach's decision) with the Packers trailing, 42-24...Helped protect Rodgers as he threw for 351 yards and three TDs on 26-of-41 passing, only the third time in his career that he posted back-to-back 350-yard passing games (2009, 2011)...Part of an offense that posted a season-high 424 total yards, its third straight game with 400-plus yards, only the second time the Packers have done so in the last seven seasons (Weeks 8, 10-11 in 2014).

►**At Philadelphia (Nov. 28):** Started at LT and played all 71 snaps, protecting Rodgers as the line didn't allow a sack and provided time for him to complete 30 of 39 passes for 313 yards and two TDs for a 116.7 passer rating...The zero-sack game came against an Eagles defense that entered the contest ranked No. 7 in the league in sacks with 26...Helped the offense register its fourth straight game with 385-plus yards (387), the longest single-season streak by the Packers since 2013 (Weeks 1-5)...Part of an offense that converted 10 of 14 third downs, a 71.4 conversion rate that is the best by an NFL team this season and the best by Green Bay since at Minnesota on Oct. 27, 2013 (13 of 18, 72.2 percent).

►**Vs. Houston (Dec. 4):** Started at LT and played all 58 snaps as part of a line that allowed just one sack of Rodgers on the afternoon...Helped give

Rodgers time to complete 20 of 30 passes for 209 yards and two TDs with no INTs for a 108.9 rating, his third straight game with a 100-plus rating.

►**Vs. Seattle (Dec. 11):** Started at LT and played all 59 snaps, helping to protect Rodgers as he completed 18 of 23 passes for 246 yards and three TDs with no INTs for a 150.8 passer rating, the fourth-highest rating of his career...Part of a line that allowed just one sack, the third straight game with either one or zero sacks allowed, Green Bay's longest streak since a four-game stretch to end the 2014 season.

►**At Chicago (Dec. 18):** Started at LT and played all 61 snaps, helping the offense rack up 226 yards rushing and three TDs on just 23 carries (9.8 avg.)...The average of 9.8 yards per carry was the best in franchise history (since 1940) in games with 20-plus attempts, topping the previous high of 9.2 yards per carry at Washington on Oct. 10, 2010 (17 carries for 157 yards)...The average per carry was also the second-best mark by an NFL team since the 1970 AFL-NFL merger among teams with 20-plus attempts behind only the 11.0-yard average posted by the Cincinnati Bengals (37-407) vs. Denver on Oct. 22, 2000...Helped clear holes for RB Ty Montgomery to rush for a career-high 162 yards and two TDs on 16 attempts (10.1 avg.), the best yardage output by a Green Bay player since Samkon Gado's 171-yard outing vs. Detroit on Dec. 11, 2005.

►**Vs. Minnesota (Dec. 24):** Started and played 56 of 59 snaps, resting for the final three (coach's decision)...Helped protect Rodgers (28 of 38, 347 yards, four TDs, 136.6 rating) as he became the first QB to throw for 300-plus yards against the Vikings this season...Helped the Packers register their third straight game with 30-plus points, the first time Green Bay has done so since 2013 (Weeks 15-17).

### **67 Don Barclay, T/G, 5th Year, West Virginia**

- Played in all 16 games last season with five starts, opening four contests at right tackle (Weeks 2-4, 13) and one at left tackle (Week 16).

- Missed the entire 2014 campaign after sustaining a season-ending knee injury in practice early in training camp.

- Started a career-high 14 games at RT in 2013.

**2016 SEASON:** Has played in all 15 games with one start, seeing time on offense and special teams (extra points and field goals).

►**At Jacksonville (Sept. 11):** Played five snaps on special teams.

►**At Minnesota (Sept. 18):** Came in at RG for one play midway through the third quarter when starting G T.J. Lang's shoe came off...Also played two snaps on special teams.

►**Vs. Detroit (Sept. 25):** Appeared on six plays on special teams.

►**Vs. N.Y. Giants (Oct. 9):** Played five snaps on special teams.

►**Vs. Dallas (Oct. 16):** Appeared on one play on offense, lining up as an extra blocker in the backfield on a first-quarter third-and-1 play...Also played four snaps on special teams.

►**Vs. Chicago (Oct. 20):** Played a season-high 16 snaps on offense, taking over at RG for the first two series of the second half when Lang was sidelined with a hip injury.

►**At Atlanta (Oct. 30):** Appeared on three plays at RG for Lang in the fourth quarter when he was briefly sidelined.

►**Vs. Indianapolis (Nov. 6):** Played five snaps on special teams.

►**At Tennessee (Nov. 13):** Played 74 of 78 snaps at RG, taking over for an injured Lang (foot) on the second play of the second series...Helped the offense register 402 total yards.

►**At Washington (Nov. 20):** Started at RG for the first time in his career, opening in place of an injured Lang (foot)...Played 39 snaps, but did not see any time in the second half due to a shoulder that he had injured during pregame warmups.

►**At Philadelphia (Nov. 28):** Was active despite dealing with a shoulder injury, appearing on five plays on special teams.

►**Vs. Houston (Dec. 4):** Played three snaps on special teams (extra points).

►**Vs. Seattle (Dec. 11):** Appeared on two plays at RG in place of Lang on the final series...Also played seven snaps on special teams.

►**At Chicago (Dec. 18):** Played three snaps on offense and six on special teams, taking one snap at center in the first half for Corey Linsley (equipment issue) and the final two offensive snaps at LG in place of an injured Lane Taylor.

►**Vs. Minnesota (Dec. 24):** Played the final three snaps at RT in place

of an injured Bryan Bulaga with Jason Spriggs moving to LT.

### **29 Kentrell Brice, S, Rookie, Louisiana Tech**

- Was one of five rookie free agents to make Green Bay's Week 1 roster.

- Started 33 of 49 games played at Louisiana Tech, recording 210 tackles (154 solo), including 10 tackles for a loss, five sacks, three interceptions, four forced fumbles, a fumble recovery and 13 pass breakups.

- Enjoyed a career year as a junior in 2014 when he started all 14 games and registered career highs in tackles (86), solo tackles (65), sacks (four) and forced fumbles (four).

**2016 SEASON:** Has played in all 15 games, seeing time on defense and special teams...Has registered 10 tackles (all solo), a fumble recovery and a pass defended on defense and eight tackles on special teams (No. 3 on the team).

►**At Jacksonville (Sept. 11):** Played 18 snaps on special teams and nine on defense in his NFL debut.

►**At Minnesota (Sept. 18):** Appeared on a team-high 20 plays on special teams and also played nine snaps on defense.

►**Vs. Detroit (Sept. 25):** Played a team-high 23 snaps on special teams and also saw 12 plays of action on defense...Posted the first tackle of his NFL career, drilling WR Golden Tate after a 10-yard completion in the second quarter...Also recorded a tackle on special teams.

►**Vs. N.Y. Giants (Oct. 9):** Appeared on 21 plays on special teams, tied for the team lead, and posted a tackle...Also saw 15 snaps on defense.

►**Vs. Dallas (Oct. 16):** Played 11 snaps on defense and 15 on special teams.

►**Vs. Chicago (Oct. 20):** Appeared on 13 plays on defense and 16 on special teams...Posted a tackle on special teams.

►**At Atlanta (Oct. 30):** Played 16 snaps on defense and registered a solo tackle...Also appeared on 17 plays on special teams.

►**Vs. Indianapolis (Nov. 6):** Registered a solo tackle on defense in 24 snaps of work and added a tackle on special teams.

►**At Tennessee (Nov. 13):** Played 21 snaps on defense and 22 on special teams...Registered a solo tackle and his first career pass defended...Came over to break up QB Marcus Mariota's deep pass down the middle intended for TE Delanie Walker on third down late in the first half to force a Tennessee punt...Added a tackle on special teams.

►**At Washington (Nov. 20):** Appeared on 17 plays on defense and 17 on special teams...Registered three tackles on defense (all solo)...Sustained a back injury late in the fourth quarter and did not return.

►**At Philadelphia (Nov. 28):** Played 14 snaps on special teams.

►**Vs. Houston (Dec. 4):** Appeared on 16 plays on special teams and recorded a tackle.

►**Vs. Seattle (Dec. 11):** Played 17 snaps on defense and 16 on special teams...Late in the fourth quarter, posted the first fumble recovery of his career, diving on a RB Alex Collins fumble at the Green Bay 33 that was forced by DT Christian Ringo...Also posted one solo tackle on defense and a tackle on special teams.

►**At Chicago (Dec. 18):** Played five snaps on defense and 18 on special teams...Made a key tackle late in the game with the Packers leading, 27-24, and the Bears facing a second-and-goal from the 4...Came up to bring down RB Jordan Howard for no gain as the Bears were forced to settle for a tying FG two plays later.

►**Vs. Minnesota (Dec. 24):** Appeared on a career-high 43 defensive plays...Posted a solo tackle on defense and added a tackle on special teams.

### **75 Bryan Bulaga, T, 7th Year, Iowa**

- Opened all 12 games he appeared in at RT last season, blocking for RBs Eddie Lacy (758) and James Starks (601) as they became the first Green Bay duo since 1985 to both rush for 600-plus yards in the same season.

- Started all 15 games he played in 2014, a career high, and helped the offense rank No. 1 in the league in scoring (30.4), No. 6 in yards per game (386.1) and tied for No. 1 in giveaways with a franchise-record 13.

- Played in 37 games with 33 starts at right tackle in his first three seasons as a pro.

**2016 SEASON:** Has started all 15 games at RT...Part of a line that has helped the Packers rank in the top 10 in the NFL in scoring (No. 6, 26.7),



yards per game (No. 10, 363.5), passing yards per game (No. 8, 260.3), yards per carry (No. 9, 4.51), third-down conversions (No. 2, 46.2), first downs (No. 10, 321) and time of possession (No. 6, 31:02).

►**At Jacksonville (Sept. 11):** Started at RT and played all 64 snaps... Helped protect QB Aaron Rodgers as he was sacked just one time on the afternoon and as he threw for 199 yards and two TDs on 20-of-34 passing with a rushing TD.

►**At Minnesota (Sept. 18):** Started at RT and played all 71 snaps.

►**Vs. Detroit (Sept. 25):** Started at RT and played all 54 snaps, helping to clear the way for RB Eddie Lacy's season-high 103 yards rushing on just 17 carries (6.1 avg.)...Also protected Rodgers as he threw a season-high four TD passes, with all of them coming in the first half.

►**Vs. N.Y. Giants (Oct. 9):** Started at RT and played all 80 snaps, helping the offense record season bests for total yards (406), rushing yards (147), and time of possession (36:38)...Part of a line that did not allow a sack of Rodgers and helped clear the way for Lacy's 81 rushing yards on just 11 carries (7.4 avg.).

►**Vs. Dallas (Oct. 16):** Started at RT and played 58 of 70 snaps, departing the game midway through the fourth quarter due to a back injury... Helped the offense post season highs for total first downs (24) and passing first downs (17)...Protected Rodgers as he completed 31 of 42 passes for 294 yards and a TD with one INT and was sacked just once on the afternoon.

►**Vs. Chicago (Oct. 20):** Started at RT and appeared on all 87 plays, helping the offense record 406 total yards (tied for the season high) and a 39:36 time of possession, the best mark by Green Bay since Oct. 27, 2013, at Minnesota (40:54)...Protected Rodgers as he completed a franchise-record 39 passes, including 10-plus passes to three different players (WRs Davante Adams, Randall Cobb and Ty Montgomery), only the second time in NFL history (New England Patriots, Nov. 13, 1994) that a team has accomplished that feat in a game.

►**At Atlanta (Oct. 30):** Started at RT and played all 62 snaps, helping protect Rodgers as he threw for 246 yards and four TDs on 28-of-38 passing...Helped the offense rack up 108 rushing yards on 19 carries (5.7 avg.).

►**Vs. Indianapolis (Nov. 6):** Started at RT and played all 69 snaps, helping the offense register 405 total yards...Protected Rodgers as he threw for 297 yards and three TDs on 26-of-43 passing, his third straight game with three-plus TD passes.

►**At Tennessee (Nov. 13):** Started at RT and played all 78 snaps, helping the offense record 402 total yards, the third 400-yard outing in the last four games.

►**At Washington (Nov. 20):** Started at RT and appeared on all 70 snaps, helping to protect Rodgers as he threw for 351 yards and three TDs on 26-of-41 passing, only the third time in his career that he posted back-to-back 350-yard passing games (2009, 2011)...Part of an offense that posted a season-high 424 total yards, its third straight game with 400-plus yards, only the second time the Packers have done so in the last seven seasons (Weeks 8, 10-11 in 2014).

►**At Philadelphia (Nov. 28):** Started at RT and played all 71 snaps, protecting Rodgers as the line didn't allow a sack and provided time for him to complete 30 of 39 passes for 313 yards and two TDs for a 116.7 passer rating...The zero-sack game came against an Eagles defense that entered the contest ranked No. 7 in the league in sacks with 26...Helped the offense register its fourth straight game with 385-plus yards (387), the longest single-season streak by the Packers since 2013 (Weeks 1-5)...Part of an offense that converted 10 of 14 third downs, a 71.4 conversion rate that is the best by an NFL team this season and the best by Green Bay since at Minnesota on Oct. 27, 2013 (13 of 18, 72.2 percent).

►**Vs. Houston (Dec. 4):** Started at RT and played all 58 snaps as part of a line that allowed just one sack of Rodgers on the afternoon...Helped give Rodgers time to complete 20 of 30 passes for 209 yards and two TDs with no INTs for a 108.9 rating, his third straight game with a 100-plus rating.

►**Vs. Seattle (Dec. 11):** Started at RT and played all 59 snaps, helping to protect Rodgers as he completed 18 of 23 passes for 246 yards and three TDs with no INTs for a 150.8 passer rating, the fourth-highest rating of his career...Part of a line that allowed just one sack, the third straight game with either one or zero sacks allowed, Green Bay's longest streak since a four-game stretch to end the 2014 season.

►**At Chicago (Dec. 18):** Started at RT and played all 61 snaps, helping

the offense rack up 226 yards rushing and three TDs on just 23 carries (9.8 avg.)...The average of 9.8 yards per carry was the best in franchise history (since 1940) in games with 20-plus attempts, topping the previous high of 9.2 yards per carry at Washington on Oct. 10, 2010 (17 carries for 157 yards)...The average per carry was also the second-best mark by an NFL team since the 1970 AFL-NFL merger among teams with 20-plus attempts behind only the 11.0-yard average posted by the Cincinnati Bengals (37-407) vs. Denver on Oct. 22, 2000...Helped clear holes for RB Ty Montgomery to rush for a career-high 162 yards and two TDs on 16 attempts (10.1 avg.), the best yardage output by a Green Bay player since Samkon Gado's 171-yard outing vs. Detroit on Dec. 11, 2005.

►**Vs. Minnesota (Dec. 24):** Started and played 49 of 59 snaps, but left the game early in the fourth quarter and missed the final 10 offensive plays due to a shoulder injury...Helped protect Rodgers (28 of 38, 347 yards, four TDs, 136.6 rating) as he became the first QB to throw for 300-plus yards against the Vikings this season...Helped the Packers register their third straight game with 30-plus points, the first time Green Bay has done so since 2013 (Weeks 15-17).

## **42 Morgan Burnett, S, 7th Year, Georgia Tech**

- Has started 93 games (including playoffs) between the two safety positions since the start of 2011.

- Despite missing five games due to a calf injury in 2015, was tied for No. 3 on the team in solo tackles (54) and tied for the team lead with 14 total tackles in the postseason.

- Recorded his fourth straight 100-tackle season in 2014 with a team-high 125 tackles (99 solo).

**2016 SEASON:** Has started all 14 games he has played in at SS and leads the team with 89 tackles (76 solo)...Has posted 12 passes defended (No. 2 on the team), a career-high three sacks, two QB hits and two interceptions...Is tied for No. 1 in sacks among NFL safeties (Giants S Landon Collins) and joins Collins as the only safeties in the NFL with three-plus sacks and two-plus INTs this season...Has added three tackles on special teams...Was inactive in Week 3 (groin).

►**At Jacksonville (Sept. 11):** Started at SS and played all 72 snaps, joining S Ha Ha Clinton-Dix as the only defenders to do so for the Packers...Was tied for the team lead with nine tackles (all solo)...Early in the fourth quarter, lined up on the right side of the line and made an inside move to beat LT Kelvin Beachum on his way to bringing down QB Blake Bortles for an 8-yard sack...Was one of a host of defenders to bring down WR Allen Hurns for a 1-yard loss on fourth-and-1 with 23 seconds remaining to secure the 27-23 victory for Green Bay.

►**At Minnesota (Sept. 18):** Started at SS and played 45 of 58 snaps, missing some time in the second half due to injury...Registered a solo tackle, bringing down RB Matt Asiata for a 1-yard loss on a fourth-quarter run...Added a pass defended, breaking up a QB Sam Bradford pass intended for TE Kyle Rudolph in the first quarter.

►**Vs. Detroit (Sept. 25):** Was inactive due to a groin injury.

►**Vs. N.Y. Giants (Oct. 9):** Started at SS and played all 56 snaps, one of five defensive players to do so for Green Bay...Registered five tackles (all solo) and a pass defended when he came over the top to make a leaping deflection of a QB Eli Manning pass intended for WR Sterling Shepard in the fourth quarter, nearly making the interception on the play.

►**Vs. Dallas (Oct. 16):** Started at SS and was one of two Green Bay defenders to play all 65 snaps (S Ha Ha Clinton-Dix)...Posted eight tackles (six solo) and picked off a QB Dak Prescott pass intended for TE Jason Witten on third down late in the third quarter...Was matched up with Witten in the slot and made the diving interception at the Dallas 16...Led the team with two passes defended, including a breakup of a Prescott pass intended for Witten over the middle with just over two minutes remaining in the first half.

►**Vs. Chicago (Oct. 20):** Started at SS and played all 48 snaps, finishing with seven tackles (two solo) and a pass defended...Made a leaping deflection of a QB Matt Barkley pass that went into the arms of LB Blake Martinez for an interception at the Chicago 42 late in the fourth quarter.

►**At Atlanta (Oct. 30):** Started at SS and played all 63 snaps, recording nine tackles (all solo) to lead the secondary.

►**Vs. Indianapolis (Nov. 6):** Started at SS and played all 68 snaps, one of three Green Bay defensive players to do so, and registered five tackles

(four solo), a sack and a pass defended...Came on a blitz off the right side and got past TE Dwayne Allen to bring down QB Andrew Luck for a 5-yard sack on third down to force an Indianapolis punt early in the fourth quarter.

►**At Tennessee (Nov. 13):** Started at SS and appeared on 57 of 60 snaps...Posted five tackles (four solo) and a sack...Came untouched from the left side to chase down and then trip up QB Marcus Mariota for a 13-yard sack on third down early in the fourth quarter, his career-high third sack of the season.

►**At Washington (Nov. 20):** Started at SS and played all 68 snaps, one of three Green Bay players on defense to do so (Clinton-Dix, LB Joe Thomas)...Posted four tackles (all solo) and a team-high two passes defended...Made a perfectly timed breakup of a QB Kirk Cousins pass intended for TE Vernon Davis over the middle in the first quarter...Added a tackle on special teams.

►**At Philadelphia (Nov. 28):** Started at SS and played all 59 snaps, joining Thomas as the only Green Bay defenders to do so...Posted a team-high 10 tackles (nine solo), including a tackle for a loss, and a pass defended...Saw some action at inside LB in the first half with starters Jake Ryan and Blake Martinez inactive due to injuries and Clay Matthews sidelined for a stretch due to a shoulder injury.

►**Vs. Houston (Dec. 4):** Started at SS and appeared on all 66 defensive plays, joining Clinton-Dix as the only Packers to do so...Led the team with a season-high 11 tackles (all solo) and added two passes defended, a fumble recovery and a QB hit...On Houston's opening drive, scooped up a TE Ryan Griffin fumble that was forced by CB LaDarius Gunter, recovering the ball at the Green Bay 41 and returning it 35 yards to the Houston 24...Came up the middle to put a hit on QB Brock Osweiler in the first quarter as his third-down pass intended for WR DeAndre Hopkins went incomplete.

►**Vs. Seattle (Dec. 11):** Started at SS and played all 71 snaps, finishing with seven tackles (five solo), an interception and a QB hit...Early in the second quarter, ran down the seam with TE Jimmy Graham and made an interception of QB Russell Wilson's pass intended for him over the middle, returning the pick 19 yards to the Seattle 26 to help set up a Green Bay TD...Was matched up with Graham for much of the game and helped limit him to just one catch for 16 yards, tying Graham's season low for receptions...Once again saw time at inside LB in sub-packages...Added a tackle on special teams.

►**At Chicago (Dec. 18):** Started at SS and played all 66 snaps, recording four tackles (three solo).

►**Vs. Minnesota (Dec. 24):** Started at SS and played all 78 snaps, finishing with four tackles (all solo)...Added a tackle on special teams.

## **6 Joe Callahan, QB, Rookie, Wesley**

- Was one of five rookie free agents to make Green Bay's Week 1 roster.
- As a senior in 2015, he threw for 5,063 yards and 55 TDs on 346-for-496 passing (69.8 percent), becoming the first NCAA Division III quarterback ever to throw for 5,000 yards in a season.

- For his career at Wesley, completed 918 of 1,429 pass attempts (64.2 percent) for 12,878 yards, 130 touchdowns and 38 interceptions

**2016 SEASON:** Has been inactive for five games (Weeks 1-3, 5, 15-16) as the third QB...After being released by the Packers on Oct. 13, was claimed by the New Orleans Saints...Was released by the Saints on Oct. 22 and then claimed by the Cleveland Browns on Oct. 24, where he was until being released on Nov. 29...Was signed to the Packers' practice squad, where was for two games being signed to the active roster.

## **97 Kenny Clark, DT, Rookie, UCLA**

- Earned third-team All-America honors from *The Associated Press* and first-team All-Pacific-12 recognition from the coaches and media as a junior in 2015.

- Was a team co-captain in '15 and recorded career highs in tackles (75), tackles for a loss (11) and sacks (six). Also ranked third on the team with five pass breakups.

- Was named to the watch lists for the Bednarik Award, Nagurski Trophy, Outland Trophy and Lombardi Award in '15.

**2016 SEASON:** Has played in all 15 games with two starts and has registered 32 tackles (13 solo), two tackles for a loss, four QB pressures, three QB hits, two fumble recoveries and a pass defended.

►**At Jacksonville (Sept. 11):** Appeared on nine plays on defense

and five on special teams in his NFL debut, posting an assisted tackle on defense...Became the youngest player to appear in a season opener for the Packers since Arnie Herber (20 years old) in 1930.

►**At Minnesota (Sept. 18):** Played 38 snaps and was part of a line that helped limit RB Adrian Peterson to just 19 yards on 12 carries (1.6 avg.), tied for the fourth-lowest yardage total of Peterson's career, with a long of 5 yards...Posted his first career pass defended, getting his right hand up to knock down a QB Sam Bradford pass at the line in the fourth quarter.

►**Vs. Detroit (Sept. 25):** Started his first career game, opening in place of an injured DT Letroy Guion, and played a career-high 42 snaps...Registered a career-best five tackles (three solo) and helped limit the Lions to just 50 yards rushing on 23 carries (2.2 avg.) with a long run of 9 yards.

►**Vs. N.Y. Giants (Oct. 9):** Appeared on 18 plays and recorded the first fumble recovery of his career, scooping up a QB Eli Manning fumble at the New York 33 late in the first half and returning it 2 yards to the 31 after LB Kyler Fackrell knocked the ball out on a sack...The turnover helped set up K Mason Crosby's 44-yard FG as time expired in the first half...Added two tackles (one solo), including a tackle for a loss.

►**Vs. Dallas (Oct. 16):** Started at DE and played 26 snaps, recording three tackles (one solo).

►**Vs. Chicago (Oct. 20):** Registered four tackles (three solo) in just 15 snaps of action, tying for the lead on the defensive line...Blew past G Eric Kush to get into the backfield to bring down RB Kadeem Carey for a 1-yard loss on a run late in the second quarter.

►**At Atlanta (Oct. 30):** Played 25 snaps and recorded an assisted tackle.

►**Vs. Indianapolis (Nov. 6):** Played 22 snaps and posted a QB pressure.

►**At Tennessee (Nov. 13):** Appeared on 22 plays and registered three tackles (one solo).

►**At Washington (Nov. 20):** Played 24 snaps and posted three tackles (all assisted) and a QB hit.

►**At Philadelphia (Nov. 28):** Appeared on 13 plays on defense and posted a QB pressure.

►**Vs. Houston (Dec. 4):** Played seven snaps and registered two tackles (one solo).

►**Vs. Seattle (Dec. 11):** Appeared on 25 plays and matched his career high with five tackles (three solo)...Added a QB pressure.

►**At Chicago (Dec. 18):** Played 14 snaps on defense and five on special teams.

►**Vs. Minnesota (Dec. 24):** Played 20 snaps on defense and made a key takeaway in the second quarter...With just under 10 minutes remaining, dove on a fumbled snap by C Nick Easton to give the Packers the ball at the Minnesota 42, field position that led to a 2-yard Jordy Nelson TD catch three plays later...Late in the third quarter, beat Easton to put a hit on QB Sam Bradford and force an incomplete pass.

## **21 Ha Ha Clinton-Dix, S, 3rd Year, Alabama**

- Set career highs with 16 starts, two interceptions and a team-leading 117 tackles (97 solo) in 2015. Also recorded a career-best three sacks, the most by a Green Bay safety in a season since Mark Roman had 3½ in 2004.

- Played in all 16 games in 2014, starting the final 10 (nine at FS, one at SS), the most starts by a Green Bay rookie safety since Nick Collins opened all 16 in 2005.

- Ranked No. 2 on the team in tackles with 95 (73 solo) and was named to the PFWA's All-Rookie team.

**2016 SEASON:** Has started all 15 games at FS and is tied for No. 2 on the team with 77 tackles (66 solo)...Was named to his first career Pro Bowl, becoming the first Green Bay safety to be selected since Nick Collins in 2010...Leads the team and is tied for the lead among NFL safeties (Giants S Landon Collins) with a career-high five interceptions...Is tied for the NFL lead with a pair of two-INT games this season...All five of his INTs have come since Week 9, the most in the NFL over that span...Has added four tackles for a loss, a half-sack, a QB pressure, a forced fumble and nine passes defended...Has added a tackle on special teams.

►**At Jacksonville (Sept. 11):** Started at FS and played all 72 snaps, joining fellow S Morgan Burnett as the only Green Bay defenders to do so...Registered five tackles (four solo), a forced fumble and a pass defended...Drilled WR Allen Robinson near the 5-yard line with just over six minutes



remaining in the game to break up a deep pass from QB Blake Bortles... Late in the fourth quarter, delivered a big hit on Robinson on a catch over the middle that forced the ball to pop out, but Robinson recovered the fumble.

► **At Minnesota (Sept. 18):** Started at FS and played all 58 snaps, one of two Green Bay defenders to do so (CB Damarious Randall)...Registered five tackles (three solo).

► **Vs. Detroit (Sept. 25):** Started at FS and appeared on all 68 defensive plays, the only Green Bay player to do so...Posted six tackles (all solo).

► **Vs. N.Y. Giants (Oct. 9):** Started at FS and played all 56 snaps, one of five defensive players to do so for Green Bay...Finished with six tackles (all solo), including a stop of RB Bobby Rainey for a 1-yard loss on a run up the middle in the second quarter.

► **Vs. Dallas (Oct. 16):** Started at FS and played all 65 snaps, joining Burnett as the only Green Bay defenders to do so...Registered a team-high nine tackles (all solo), including a tackle for a loss.

► **Vs. Chicago (Oct. 20):** Started at FS and appeared on all 48 snaps, finishing with three tackles (two solo).

► **At Atlanta (Oct. 30):** Started at FS and played all 63 snaps, recording five tackles (all solo).

► **Vs. Indianapolis (Nov. 6):** Started at FS and played all 68 snaps, recording a career-high two interceptions, four tackles (two solo), a half-sack and a QB pressure...Came underneath WR Phillip Dorsett to intercept QB Andrew Luck's pass at the Indianapolis 49 on the Colts' first offensive possession, taking the ball across the field for a 20-yard return to the 29... Later in the first quarter, made another interception, picking off Luck's overthrown pass at the Indianapolis 47 intended for TE Jack Doyle near the sideline...Joined CB Al Harris (vs. New Orleans, Oct. 9, 2005) as the only Packers to record two INTs in the first quarter of a game since 1993...In the second quarter, came through untouched on a blitz for a shared 6-yard sack of Luck with LB Nick Perry on a third down to force a punt...Added a tackle on special teams.

► **At Tennessee (Nov. 13):** Started at FS and played all 60 snaps, one of two Packers (LB Joe Thomas) to do so...Led the secondary with seven tackles (six solo), including a tackle for a loss.

► **At Washington (Nov. 20):** Started at FS and appeared on all 68 snaps, joining Burnett and Thomas as the only Green Bay defenders to do so...Posted four tackles (all solo).

► **At Philadelphia (Nov. 28):** Started at FS and played 58 of 59 snaps, posting three tackles (all solo) and his career-high third interception of the season...Early in the third quarter, picked off QB Carson Wentz as he overthrew TE Zach Ertz over the middle, making the INT at the Green Bay 16 and returning it 12 yards to the 28, a turnover that led to a Mason Crosby FG.

► **Vs. Houston (Dec. 4):** Started at FS and appeared on all 66 plays, joining Burnett as the only Green Bay defenders to do so...Posted six tackles (five solo) and a pass defended...Early in the second quarter, helped bring down RB Alfred Blue for no gain on a fourth-and-1 at the Green Bay 49.

► **Vs. Seattle (Dec. 11):** Started at FS and played all 71 snaps, recording four tackles (all solo) and a pass defended.

► **At Chicago (Dec. 18):** Started at FS and played all 66 snaps, matching his career high with two interceptions as he became the first Packer to post a pair of two-INT games in a season since CB Charles Woodson in 2011...On the first INT, came over to pick off QB Matt Barkley's pass down the middle of the field that was overthrown to TE Daniel Brown, making the pick at the Green Bay 26 and then returning it 16 yards...Made another interception on Chicago's next series, again picking off an overthrow from Barkley that was intended for WR Daniel Braveman down the middle of the field...Returned that interception 27 yards to the Chicago 45, with both of his picks leading to TDs for the Packers...Added five tackles (four solo)... Was named NFC Defensive Player of the Week for his performance, the first Packers DB to win the award since Woodson in 2010 (Week 4).

► **Vs. Minnesota (Dec. 24):** Started at FS and played all 78 snaps, recording five tackles (three solo) and a pass defended.

## **18 Randall Cobb, WR, 6th Year, Kentucky**

• Caught 75-plus passes in three of the past four seasons (2012, 2014-15), tied for No. 2 in the league over that span.

• Started all 16 games in 2014 and posted career highs in catches (91), receiving yards (1,287) and receiving TDs (12) on the way to earning his first career Pro Bowl selection (injury replacement for WR Dez Bryant).

• Became just the fifth player in franchise history to register 90-plus receptions in a season, joining WRs Sterling Sharpe, Robert Brooks, Donald Driver and Jordy Nelson.

• Set a franchise single-season record with a league-high 2,342 combined net yards in 2012, topping the previous team mark of 2,250 yards by RB Ahman Green in 2003.

• With 954 receiving yards and 964 kickoff return yards in 2012, became the first player in NFL history to post 900-plus yards in each category in the same season.

**2016 SEASON:** Has played in 13 games with 10 starts and has made 60 catches for 610 yards (10.2 avg.) and four TDs...Is tied for No. 7 in the NFL with 22 receptions for 280 yards (12.7 avg.) and a TD on third down...Also has rushed for 33 yards on 10 carries (3.3 avg.) and has four punt returns for 54 yards (13.5 avg.)...Was inactive in Week 8 due to a hamstring injury and in Week 16 due to an ankle injury.

► **At Jacksonville (Sept. 11):** Was tied for the team lead with six receptions for a team-best 57 yards (9.5 avg.)...Early in the third quarter, found an opening in the middle of the field to catch a team-long 32-yard pass from QB Aaron Rodgers, juggling the ball but securing it as he went to the ground at the Jacksonville 31.

► **At Minnesota (Sept. 18):** Caught five passes (tied for the team lead) for 42 yards (8.4 avg.)...Had a critical forced fumble/recovery on Green Bay's opening possession...After WR Davante Adams fumbled the ball after making a catch at the Green Bay 13, Vikings S Andrew Sendejo recovered and returned it to the Green Bay 10, only to have Cobb rip the ball out from him as the Packers took possession again at the 10-yard line.

► **Vs. Detroit (Sept. 25):** Started and played 42 snaps, hauling in a 33-yard pass on Green Bay's opening drive...Came from the slot and got past CB Quandre Diggs to find an opening in the Lions defense, catching the pass from Rodgers and taking it down the sideline to the Detroit 17.

► **Vs. N.Y. Giants (Oct. 9):** Started and led the team with a season-high nine receptions for a season-best 108 yards (12.0 avg.), with six of his catches going for first downs...Had five receptions for 73 yards (14.6 avg.) on third down with all five going for first downs, highlighted by his 13-yard reception near the sideline on third-and-10 from the Green Bay 35 that gave the Packers a first down and clinched the win...His five third-down catches matched his career high (vs. New England, Nov. 30, 2014) and his 73 receiving yards on third down were a career best.

► **Vs. Dallas (Oct. 16):** Started and caught seven passes for 53 yards (7.6 avg.) and a TD...Was matched up with S Byron Jones in the slot and caught a pass from Rodgers in the flat, taking it 6 yards for the TD midway through the fourth quarter.

► **Vs. Chicago (Oct. 20):** Started and matched his career-high with 11 catches for 95 yards (8.6 avg.) and a TD...Seven of his receptions went for first downs, tied for his second most in a game...Posted back-to-back games with a TD catch for the first time since recording five straight in 2014...Came from the slot to beat CB Cre'Von LeBlanc for a 2-yard TD catch in the fourth quarter, getting both feet down on the sideline for the score...Added 21 rushing yards on five carries (4.2 avg.).

► **At Atlanta (Oct. 30):** Inactive (hamstring), his first game missed due to injury since Week 16 of 2013, snapping a streak of 39 consecutive regular-season games played.

► **Vs. Indianapolis (Nov. 6):** Was limited to just 23 snaps of work due to his hamstring injury, seeing all of his action in the second half...Caught two passes for 14 yards (7.0 avg.), including a 3-yard TD catch with 3:29 to go that narrowed the Colts lead to 31-26...Was matched up with CB Patrick Robinson and freed himself to make the TD grab in the back of the end zone.

► **At Tennessee (Nov. 13):** Started and caught four passes for 31 yards (7.8 avg.) in 54 snaps of action.

► **At Washington (Nov. 20):** Started and played 60 snaps, hauling in three passes for 84 yards (28.0 avg.)...His 28.0-yard receiving average was



a career high in games with three-plus catches...Early in the fourth quarter, was lined up in the slot on third-and-12 and beat CB Kendall Fuller over the middle on a slant from Rodgers, eluding a diving tackle attempt from Fuller and then bouncing off of S Donte Whitner at the Green Bay 27 before taking it down the middle of the field for a season-long 47-yard gain to the Washington 37...Also handled punt-return duties, posting a 10-yard return with one fair catch.

►**At Philadelphia (Nov. 28):** Started and played 56 snaps, making six catches for 41 yards (6.8 avg.), with four of the grabs going for first downs.

►**Vs. Houston (Dec. 4):** Started and played 44 snaps, finishing with three catches for 19 yards (6.3 avg.) and a TD...Was lined up in the slot against CB Kareem Jackson, initially running a quick route into the flat before coming across the field to make a diving catch in the end zone from a scrambling Rodgers...Posted two punt returns of 20-plus yards for the first time in his career, recording a 21-yarder in the first quarter to the Green Bay 47 and a 23-yard return to the Green Bay 40 in the second quarter.

►**Vs. Seattle (Dec. 11):** Caught three passes for 33 yards (11.0 avg.), including a 25-yard grab on the first play of the second quarter...Came across the middle and found separation from LB K.J. Wright to make the catch out to the Green Bay 43...Played 33 snaps, leaving the game early in the second quarter due to an ankle injury but later returning.

►**At Chicago (Dec. 18):** Played 51 of 61 snaps, but did not have any receptions.

►**Vs. Minnesota (Dec. 24):** Inactive (ankle).

## **89 Jared Cook, TE, 8th Year, South Carolina**

- Signed with the Packers as a free agent in March 2016 after spending three seasons with the St. Louis Rams (2013-15) and four with the Tennessee Titans (2009-12).

- Posted at least 35 receptions each season from 2011-15, one of only five active tight ends in the NFL to do so (Antonio Gates, Jimmy Graham, Rob Gronkowski, Greg Olsen).

- Ranks No. 2 among NFL tight ends with a 13.0-yard receiving average since 2011, trailing only Gronkowski (15.3 avg.).

- Has made 36 catches of 25-plus yards since 2011, which ranks No. 4 among NFL tight ends over that span.

**2016 SEASON:** Has played in nine games with five starts and has caught 26 passes for 321 yards (12.3 avg.) and a TD...Since returning from injury in Week 11, has caught 20 passes for 268 yards (13.4 avg.) and a TD in six games...His receiving-yardage total since Week 11 ranks No. 7 among NFL tight ends...Has four catches of 25-plus yards since Week 11, good for No. 3 among NFL tight ends over that span...Missed six games (Weeks 5-10) due to an ankle injury.

►**At Jacksonville (Sept. 11):** Started in his Green Bay debut, seeing action on 33 plays with one catch for 7 yards...Drew a critical 30-yard pass-interference penalty on S Johnathan Cyprien late in the first half that helped set up QB Aaron Rodgers' 29-yard TD pass to WR Davante Adams.

►**At Minnesota (Sept. 18):** Started and played 46 snaps, finishing with four catches for 31 yards (7.8 avg.)...Recovered an Aaron Rodgers fumble midway through the third quarter on a scramble, retaining possession for Green Bay at Minnesota's 22-yard line.

►**Vs. Detroit (Sept. 25):** Caught a 15-yard pass on Green Bay's opening drive, converting a third-and-5 on a slant to the Green Bay 45 after being split out wide to the right against S Tavon Wilson...Was limited to just 14 snaps on the day after he sustained an ankle injury in the second quarter and did not return.

►**Vs. N.Y. Giants (Oct. 9) - At Tennessee (Nov. 13):** Inactive (ankle).

►**At Washington (Nov. 20):** Returned to the field for the first time since Week 3, starting and playing 43 snaps on his way to a team-high 106 yards and a TD on a season-best six receptions (17.5 avg.)...His yardage total was also a season high...Midway through the third quarter, was split out wide to the right on third down against S Donte Whitner, beating him down the sideline to make an over-the-shoulder catch and take it to the Washington 44 for a 47-yard gain...Later in the third quarter, got past S Duke Ihenacho to make a diving 29-yard grab on third down to the Washington 38, helping set up a 31-yard TD pass from Rodgers

to RB James Starks three plays later...Got in the end zone himself for the first time as a Packer in the fourth quarter when he caught a 6-yard slant against S Will Blackmon...Joined Benjamin Watson as the only tight ends in NFL history to register a 100-yard receiving game with three different franchises (Tennessee, 2011; St. Louis, 2013).

►**At Philadelphia (Nov. 28):** Appeared on 33 plays and had one catch for 7 yards, converting a third-and-4 on Green Bay's opening drive, one that was capped off with a Rodgers-to-Adams TD pass.

►**Vs. Houston (Dec. 4):** Started and played 29 snaps, finishing with three catches for 19 yards (6.3 avg.)...Two of the receptions went for first downs, a 10-yard grab on third-and-7 in the first quarter and another 10-yarder on third-and-8 late in the third quarter on the go-ahead drive.

►**Vs. Seattle (Dec. 11):** Started, but was limited to just 16 snaps after sustaining a chest injury late in the first half...Had a 15-yard catch in the second quarter to the Seattle 8 to help set up RB Ty Montgomery's 1-yard TD run two plays later...Was split out wide to the left against DB DeShawn Shad and beat him on a slant for the 15-yard gain over the middle...On the next series, had a key downfield block on S Kam Chancellor on Montgomery's 24-yard reception down to the Seattle 9.

►**At Chicago (Dec. 18):** Matched his season high with six receptions for 85 yards (14.2 avg.), with his first four receptions of the day picking up first downs...Had two catches for 44 yards on third down, with both coming on the opening drive of the game...On third-and-2, got behind DB Demontre Hurst to haul in a 27-yard pass from Rodgers to the Chicago 38...Three plays later, beat LB Nick Kwiatkoski for a 17-yard gain down to the Chicago 22 to convert a third-and-11...Added a 21-yard catch late in the first half.

►**Vs. Minnesota (Dec. 24):** Played 35 snaps and caught three passes for 37 yards (12.3 avg.), highlighted by his 30-yard grab early in the fourth quarter...Was split out wide to the left against CB Trae Waynes and made a leaping grab down the sideline over Waynes at the Minnesota 33, sparking a drive that was capped off with a Rodgers TD pass to TE Richard Rodgers.

## **2 Mason Crosby, K, 10th Year, Colorado**

- With 1,262 career points, ranks No. 1 on the all-time franchise scoring list, having surpassed K Ryan Longwell (1,054) last season vs. Seattle in Week 2.

- Ranks No. 2 in NFL history for the most points by a player in his first nine seasons (1,145, 2007-15), trailing only Patriots K Stephen Gostkowski (1,179, 2006-2014).

- Is one of only three players in league history to register three or more 140-point seasons (Gostkowski, David Akers).

- Has registered a franchise-record 10 consecutive 100-point seasons, the longest active streak in the NFL. Joins Jason Elam (16, 1993-2008) and Adam Vinatieri (13, 1996-2008) as the only players in NFL history to record 100-plus points in 10-plus consecutive seasons.

- Has kicked the seven longest field goals in franchise history (58-yarder in 2011, two 57-yarders in 2013, 56-yarders in 2010, 2011 and 2015, 55-yarder in 2014).

**2016 SEASON:** Has played in all 15 games and has scored 117 points, connecting on 25 of 29 field goals (86.2 percent) and 42 of 44 extra points...Has 44 touchbacks on 82 kickoffs (53.7 percent)...Has added a tackle on special teams.

►**At Jacksonville (Sept. 11):** Connected on both of his field-goal attempts (25, 20 yards) and all three extra points...Registered four touchbacks on six kickoffs.

►**At Minnesota (Sept. 18):** Did not have any field-goal attempts, but made both of his extra points...Posted one touchback on three kickoffs.

►**Vs. Detroit (Sept. 25):** Made both of his field-goal attempts (36, 46) and all four extra points for 10 points on the afternoon...Registered three touchbacks on his seven kickoffs.

►**Vs. N.Y. Giants (Oct. 9):** Registered a season-high 11 points, connecting on all three of his field-goal attempts (44, 33, 25 yards) and both extra points.

►**Vs. Dallas (Oct. 16):** Made all three of his FG attempts for the second straight game, connecting on kicks of 37, 43 and 34 yards...Posted touchbacks on three of his four kickoffs.

►**Vs. Chicago (Oct. 20):** Connected on 2 of 3 field goals (40-yard kick blocked) and 2 of 3 extra points, with his fourth-quarter miss snapping

a streak of 57 consecutive extra points made without a miss...Had four touchbacks on six kickoffs.

►**At Atlanta (Oct. 30):** Made his lone field-goal attempt of the afternoon, a 29-yarder as time expired in the first half, and all three of his extra points...Went over the 1,200-point mark for his career, becoming the 41st player in NFL history to do so...Posted four touchbacks on five kickoffs.

►**Vs. Indianapolis (Nov. 6):** Made 2 of 3 field goals and posted four touchbacks on six kickoffs.

►**At Tennessee (Nov. 13):** Made both of his field-goal attempts (29, 38 yards) and registered four touchbacks on five kickoffs.

►**At Washington (Nov. 20):** Made 1 of 2 field goals (36-yarder wide left) and three extra points...Recorded three touchbacks on five kickoffs.

►**At Philadelphia (Nov. 28):** Connected on both of his FG attempts (33 and 32 yards) and all three extra points...Posted three touchbacks on six kickoffs.

►**Vs. Houston (Dec. 4):** Did not attempt any field goals, but made all three extra points.

►**Vs. Seattle (Dec. 11):** Made one of two field goals, connecting on a 38-yarder (wide right on kick from 51 yards)...Was successful on all five of his extra points and posted two touchbacks on seven kickoffs...Added a tackle on kickoff coverage.

►**At Chicago (Dec. 18):** Kicked a 32-yard FG as time expired to give the Packers a 30-27 victory, his first-game winning kick since drilling a 31-yarder as time expired at the N.Y. Giants on Dec. 4, 2011, in Green Bay's 38-35 win...The kick was set up by QB Aaron Rodgers' 60-yard completion to WR Jordy Nelson to the Chicago 14...Also made FGs from 34 and 18 yards and all three of his extra-point attempts...Went over the 100-point mark for the 10th straight season, extending his franchise record as well as the longest current streak in the NFL.

►**Vs. Minnesota (Dec. 24):** Connected on his lone FG attempt of the day, a season-long 48-yarder early in the fourth quarter that gave the Packers a 31-13 lead...Registered a season-high five touchbacks on seven kickoffs, keeping the ball away from Pro Bowl return man Cordarrelle Patterson, who didn't have a kickoff return for only the second time on the season...His five touchbacks were the most since posting six vs. Philadelphia on Nov. 16, 2014.

## **76 Mike Daniels, DT, 5th Year, Iowa**

- Named an alternate for the Pro Bowl for the first time in his career in 2015 after starting all 16 games and leading the defensive line with 66 tackles (40 solo), four sacks, an interception, a forced fumble and two passes defensed. Finished No. 3 on the team in QB hits (12) and No. 2 in pressures (22).

- Started all 16 games for the first time in his career in 2014 and registered a career-high 69 tackles. Led the team in both QB hits (19) and pressures (22).

- Emerged as a force in his second season in 2013, tying for sixth in the NFL among DTs with 6½ sacks, the most in a season by a Green Bay defensive lineman since NT B.J. Raji posted the same total in 2010.

**2016 SEASON:** Has started all 15 games and has registered 41 tackles (26 solo), four sacks, a fumble recovery, 14 QB hits (No. 2 on the team) and 14 pressures (tied for No. 2 on the team)...Is tied for No. 2 on the team with nine tackles for a loss...Was named an alternate for the Pro Bowl for the second straight season...Part of a run defense that ranks No. 9 in the league in rushing yards allowed per game (95.9) and No. 7 in runs of 10-plus yards allowed (35).

►**At Jacksonville (Sept. 11):** Started and played 43 snaps, posting two tackles (one solo), a QB pressure and a QB hit...Early in the second quarter, brought down RB T.J. Yeldon for a 2-yard loss on a run up the middle...Helped limit the Jaguars to just 48 yards rushing on 26 carries (1.8 avg.), the first time they had rushed for 48 or fewer yards on 25-plus attempts since Nov. 14, 1999 (vs. Baltimore, 47 yards on 26 attempts).

►**At Minnesota (Sept. 18):** Started and appeared on 42 of 58 plays, finishing with five tackles (four solo), a sack and four QB hits...In the first quarter, walked back G Brandon Fusco to bring down QB Sam Bradford for a 9-yard sack...Later in the first quarter, stopped RB Adrian Peterson for a 1-yard loss on a run up the middle...Helped limit Peterson to just 19 yards on 12 carries (1.6 avg.), tied for the fourth-lowest yardage total of

Peterson's career, with a long of 5 yards.

►**Vs. Detroit (Sept. 25):** Started and played 46 snaps, helping to limit the Lions to just 50 yards rushing on 23 carries (2.2 avg.)...Posted a solo tackle, when he drove back G Larry Warford and stopped RB Dwayne Washington for a 1-yard loss on a third-and-goal from the 1 early in the third quarter...Led the team with two QB hits.

►**Vs. N.Y. Giants (Oct. 9):** Started and appeared on 32 plays, finishing with two tackles (one solo) and a pass defensed...Deflected a QB Eli Manning pass intended for WR Odell Beckham Jr. over the middle midway through the second quarter...Helped limit the Giants to just 43 yards rushing on 15 carries (2.9 avg.), bringing Green Bay's four-game total to just 171 rushing yards allowed, the second-fewest allowed by an NFL team in the first four games of a season since individual stats began to be recorded in 1933 behind only the 157 yards allowed by the 1995 San Francisco 49ers.

►**Vs. Dallas (Oct. 16):** Started and played 48 snaps, recording two tackles (one solo) and a QB pressure.

►**Vs. Chicago (Oct. 20):** Started and appeared on 22 plays, tying for the lead on the defensive line with four tackles (two solo)...Added a QB hit.

►**At Atlanta (Oct. 30):** Started and played 38 snaps, recording a sack and a team-high two QB hits...Walked back G Andy Levitre to get to QB Matt Ryan for a 9-yard sack early in the fourth quarter.

►**Vs. Indianapolis (Nov. 6):** Started and played 41 snaps, recording three tackles (two solo), two pressures and two QB hits...Helped to limit the Colts to 85 rushing yards on 28 carries (3.0 avg.)...Walked back G Jonothan Harrison to put a hit on QB Andrew Luck and help force an interception by S Ha Ha Clinton-Dix on the Colts' first offensive series, giving Green Bay the ball at the Indianapolis 29 after a 20-yard return by Clinton-Dix.

►**At Tennessee (Nov. 13):** Started and played 32 snaps, finishing with two tackles (both assisted).

►**At Washington (Nov. 20):** Started and appeared on 44 plays...Led the defensive line with six tackles (three solo) and a QB hit...Shed a block from G Brandon Scherff to drill RB Robert Kelley in the backfield for a 3-yard loss late in the first half.

►**At Philadelphia (Nov. 28):** Started and played 38 snaps, finishing with two tackles (both solo) and a sack...Late in the first half, came up the middle to get to QB Carson Wentz for a 14-yard sack.

►**Vs. Houston (Dec. 4):** Started and appeared on 45 plays, recording a solo tackle, three pressures and one QB hit.

►**Vs. Seattle (Dec. 11):** Started and played 49 snaps, finishing with four tackles (three solo), a team-high three QB pressures and one QB hit.

►**At Chicago (Dec. 18):** Started and played 50 snaps, finishing with five tackles (three solo).

►**Vs. Minnesota (Dec. 24):** Started and played 49 snaps, registering a sack and a fumble recovery...Late in the first half with the Vikings in Green Bay territory, dove on a fumble forced by LB Clay Matthews on a strip/sack of QB Sam Bradford at the Green Bay 46, field position that the Packers would use to score on a QB Aaron Rodgers 6-yard TD run to take a 28-13 lead at the half...It marked his first fumble recovery since Dec. 9, 2012, vs. Detroit...On the first play from scrimmage in the second half, shook off a block from G Alex Boone and then came around the end to drill Bradford for a 9-yard sack.

## **11 Trevor Davis, WR, Rookie, California**

- In two seasons at Cal, totaled 2,300 all-purpose yards, registering 1,071 yards receiving and seven touchdown catches on 64 receptions (16.7 avg.), 1,110 yards and two touchdowns on 45 kick returns (24.7 avg.), and 115 yards on 14 punt returns (8.2 avg.).

- In 2015, set career highs in games played (13), starts (nine), all-purpose yards (team-high 1,407), kickoff returns (32), kickoff-return yards (team-best 686), receptions (40), receiving yards (672) and yards per reception (16.8 avg., No. 2 on the team).

- As a junior, earned first-team All-Pacific-12 honors at kick returner from *Phil Steele's College Football* after ranking No. 2 nationally and leading the Pac-12 by averaging 32.6 yards per kickoff return, a school record.

**2016 SEASON:** Has played in nine games, seeing time on offense and special teams...Has three catches for 24 yards (8.0 avg.) and a TD, nine

punt returns for 115 yards (12.8 avg.) with 11 fair catches, and three kickoff returns for 64 yards (21.3 avg.)...Has been inactive for four games (one due to injury, three as healthy scratch) and dressed but did not play in another.

► **At Jacksonville (Sept. 11):** Inactive (shoulder).

► **At Minnesota (Sept. 18):** Made his NFL debut, seeing limited action on offense and special teams...Played five snaps on offense and handled punt-return duties late in the game (one fair catch, no returns).

► **Vs. Detroit (Sept. 25):** Played 12 snaps on offense and nine on special teams, returning one punt for 1 yard and drawing a 66-yard pass-interference penalty early in the second quarter...Got past CB Nevin Lawson deep down the middle of the field before being tripped up by him inside the 5-yard line as QB Aaron Rodgers rolled to his left and threw the deep pass to him...The penalty gave Green Bay the ball at the Detroit 2, and Rodgers found TE Richard Rodgers on the next play for a 2-yard TD pass.

► **Vs. N.Y. Giants (Oct. 9):** Had a 3-yard punt return along with two fair catches...Played seven snaps on offense.

► **Vs. Dallas (Oct. 16):** Posted a career-long 25-yard punt return late in the second quarter, the longest punt return of the season for the Packers, as he took the return out to the Green Bay 46...Also played 12 snaps on offense.

► **Vs. Chicago (Oct. 20):** Had one punt return for 6 yards along with four fair catches...Also played seven snaps on offense.

► **At Atlanta (Oct. 30):** Saw the most significant action of his career to date on offense and delivered three catches for 24 yards (8.0 avg.) and a TD...With just over 4:30 remaining in the first half, posted his first career TD catch when he hauled in a 9-yard pass from a scrambling QB Aaron Rodgers, getting both feet in bounds near the front pylon with CB Brian Poole blanketing him in coverage...Teamed up with WR Geronimo Allison as they became the first Green Bay rookie duo to both catch a TD pass in the same game since Joe Johnson and Max McGee on Dec. 12, 1954, at the Los Angeles Rams...Also returned two punts for 60 yards (30.0 avg.), highlighted by his 55-yard return down the sideline in the second quarter to the Atlanta 15 that set up his own TD catch four plays later...His punt return was the longest by a Packer since DB Micah Hyde's 55-yarder for a TD vs. Detroit on Dec. 28, 2014.

► **Vs. Indianapolis (Nov. 6):** Posted the first kickoff returns of his career, returning three kicks for 64 yards (21.3 avg.)...Also had an 8-yard punt return.

► **At Tennessee (Nov. 13):** Had two punt returns for 12 yards (6.0 avg.).

► **At Washington (Nov. 20):** Played two snaps on special teams.

► **At Philadelphia (Nov. 28):** Appeared on one play on special teams.

► **Vs. Houston (Dec. 4):** Inactive (healthy scratch).

► **Vs. Seattle (Dec. 11):** Inactive (healthy scratch).

► **At Chicago (Dec. 18):** Inactive (healthy scratch).

► **Vs. Minnesota (Dec. 24):** Was active, but did not see any action.

## **20 Makinton Dorleant, CB, Rookie, Northern Iowa**

- Was signed by Green Bay as an undrafted free agent on May 6, 2016.

- Played three seasons at Northern Iowa after spending two years at the University of Maryland.

- Started 39 of 40 games played at UNI and posted 138 tackles (104 solo), two interceptions, six forced fumbles, two fumble recoveries and 30 passes defended.

**2016 SEASON:** Has played in three games and has been inactive for another...Was on injured reserve for the first 11 games of the season...Was activated from injured reserve; designated for return on Dec. 3.

► **Vs. Houston (Dec. 4):** Inactive (healthy scratch).

► **Vs. Seattle (Dec. 11):** Made his NFL debut, appearing on five plays on special teams.

► **At Chicago (Dec. 18):** Played one snap on defense and 12 on special teams, making his presence felt on his first defensive play...With five seconds remaining in the first half and the Bears at the Green Bay 44, batted down QB Matt Barkley's Hail Mary pass in the end zone that went into the arms of DB Micah Hyde for an interception.

► **Vs. Minnesota (Dec. 24):** Appeared on 18 plays on special teams and four on defense.

## **91 Jayrone Elliott, LB, 3rd Year, Toledo**

- Set career highs in games played (14), tackles (17), solo tackles (14), interceptions (one), passes defended (two), forced fumbles (one) and sacks (three) in 2015. Ranked No. 3 on the team with a career-best 11 special teams tackles.

- After making the 53-man roster, played in 13 regular-season games and both postseason contests as a rookie in 2014, contributing primarily on special teams.

- Finished the season with 15 special teams tackles in '14, No. 1 among Packers rookies and No. 2 on the team behind S Sean Richardson (17).

**2016 SEASON:** Has played in 12 games and has posted 13 tackles (10 solo), a sack, five tackles for a loss and three QB pressures...Leads the team with 11 tackles on special teams...Has been sidelined for three games (Weeks 1-2, 16) due to injury and was inactive in Week 11 (healthy scratch).

► **At Jacksonville (Sept. 11):** Inactive (hamstring).

► **At Minnesota (Sept. 18):** Inactive (hamstring).

► **Vs. Detroit (Sept. 25):** Played 28 snaps on defense and 14 on special teams in his season debut...Brought down WR Golden Tate for an 8-yard loss on an end-around midway through the second quarter, avoiding a block attempt from FB Michael Burton to tackle Tate in the backfield...Finished with two tackles (both solo) and a QB pressure and added two tackles on special teams, which was tied for the team lead.

► **Vs. N.Y. Giants (Oct. 9):** Appeared on 20 plays on special teams and tied for the team lead with two tackles for the second straight games...Also played seven snaps on defense.

► **Vs. Dallas (Oct. 16):** Played nine snaps on defense and 11 on special teams...Registered two assisted tackles on defense.

► **Vs. Chicago (Oct. 20):** Appeared on 15 plays on special teams and four on defense.

► **At Atlanta (Oct. 30):** Played 14 snaps on defense and 12 on special teams, pacing the team with two tackles on special teams...Added a solo tackle on defense.

► **Vs. Indianapolis (Nov. 6):** Appeared on 20 plays on special teams.

► **At Tennessee (Nov. 13):** Played 22 snaps on defense and posted two solo tackles and a QB pressure...Came from the left side and tripped up RB Derrick Henry in the backfield for a 2-yard loss late in the first quarter...Had another tackle for a loss when he came off the right side to bring down RB DeMarco Murray for a 2-yard loss on a fourth-quarter run...Added a tackle on special teams.

► **At Washington (Nov. 20):** Inactive (healthy scratch).

► **At Philadelphia (Nov. 28):** Registered a tackle on special teams and a solo tackle on defense.

► **Vs. Houston (Dec. 4):** Played 24 snaps on defense and 18 on special teams...After the Packers scored to go up, 14-7, tripped up RB Akeem Hunt on the ensuing kickoff return at the Houston 15...Finished with a team-high two tackles on special teams.

► **Vs. Seattle (Dec. 11):** Played 20 snaps on defense and a team-high 20 on special teams, recording a career-high five tackles (four solo), a sack and a QB pressure on defense...On Seattle's opening drive, knifed past G Rees Odhiambo to bring down RB Thomas Rawls for a 1-yard loss on third-and-1 along with LB Jake Ryan as the Packers forced Seattle to settle for a FG...Early in the fourth quarter, blew by T George Fant to bring down QB Russell Wilson for an 8-yard sack.

► **At Chicago (Dec. 18):** Appeared on 11 plays on special teams and led the team with a season-high three tackles.

► **Vs. Minnesota (Dec. 24):** Inactive due to a hand injury sustained in Week 15 against the Bears.

## **25 Marwin Evans, S, Rookie, Utah State**

- Was one of five rookie free agents to make Green Bay's Week 1 roster.

- Started 13 of 27 games played at Utah State, totaling 83 tackles (36 solo), including 10 for a loss, two sacks, an interception for a 90-yard touchdown return, five pass breakups and three forced fumbles.

- Started all 13 games played as a senior in 2015, recording career highs in tackles (73), solo tackles (33), tackles for a loss (10), sacks (two), interceptions (one), pass breakups (five) and forced fumbles (two).

**2016 SEASON:** Has played in all 15 games, seeing time primarily on



special teams, and ranks No. 4 on the team with seven tackles.

►**At Jacksonville (Sept. 11):** Played six snaps on special teams in his NFL debut.

►**At Minnesota (Sept. 18):** Appeared on three plays on special teams...Made his first career tackle on special teams, bringing down WR Cordarrelle Patterson at the Minnesota 23 on a first-quarter kickoff return.

►**Vs. Detroit (Sept. 25):** Played 10 snaps on special teams and was tied for the team lead with a career-high two tackles.

►**Vs. N.Y. Giants (Oct. 9):** Appeared on 10 plays on special teams.

►**Vs. Dallas (Oct. 16):** Played 14 snaps on special teams.

►**Vs. Chicago (Oct. 20):** Appeared on 14 plays on special teams and registered a tackle.

►**At Atlanta (Oct. 30):** Played 14 snaps on special teams.

►**Vs. Indianapolis (Nov. 6):** Played 22 snaps on special teams and two on defense, the first action of his NFL career on defense.

►**At Tennessee (Nov. 13):** Played 20 snaps on special teams and two on defense.

►**At Washington (Nov. 20):** Appeared on 16 plays on special teams.

►**At Philadelphia (Nov. 28):** Played 12 snaps on special teams, posting a tackle when he brought down RB Kenjon Barner at the Philadelphia 14 on a second-quarter kickoff return.

►**Vs. Houston (Dec. 4):** Appeared on 12 plays on special teams.

►**Vs. Seattle (Dec. 11):** Played 14 snaps on special teams.

►**At Chicago (Dec. 18):** Appeared on 14 plays on special teams and posted a tackle.

►**Vs. Minnesota (Dec. 24):** Played 18 snaps on special teams and two on defense...Made a tackle on special teams.

### **51 Kyler Fackrell, LB, Rookie, Utah State**

• Was named first-team All-Mountain West as a senior in 2015 after ranking first in the nation with five fumble recoveries and posting a school-record 12 QB hurries.

• Ranked second on the Aggies with 82 tackles in '15, including a team-high 15 tackles for a loss, along with four sacks and two forced fumbles.

• Became one of just 15 players in school history to earn first-team or second-team all-conference recognition three times during his career (2012-13, 2015).

**2016 SEASON:** Has played in 12 games, seeing time on defense and special teams...Has recorded nine tackles (all solo), two sacks, six QB pressures, a QB hit and a pass defended...Ranks No. 2 on the team with nine tackles on special teams...Was inactive for three games (Weeks 12-14) due to a hamstring injury.

►**At Jacksonville (Sept. 11):** Played 18 snaps on special teams, which was tied for the team high, and seven on defense in his NFL debut...Posted a tackle on special teams, bringing down RB Corey Grant at the Jacksonville 18 on the opening kickoff of the game.

►**At Minnesota (Sept. 18):** Appeared on seven defensive plays and 19 on special teams...Posted a solo tackle and a QB pressure.

►**Vs. Detroit (Sept. 25):** Saw increased action with LB Clay Matthews (foot/hamstring) and DE/LB Datone Jones (knee) sidelined, appearing on a career-high 37 plays on defense...Posted his first career sack, beating LT Taylor Decker in the fourth quarter to wrap up QB Matthew Stafford for a 9-yard loss...Also played 22 snaps on special teams and made a tackle.

►**Vs. N.Y. Giants (Oct. 9):** Posted a sack for the second straight game, beating RT Bobby Hart to get to QB Eli Manning for a 6-yard loss late in the first half, also forcing the first fumble of his career on the sack, one that DT Kenny Clark recovered at the New York 33 and returned 2 yards to help set up a Mason Crosby FG as time expired in the first half...Finished with three tackles (all solo), two pressures and one QB hit...Also played 21 snaps on special teams (tied for the team lead) and tied for the team lead with two tackles, both coming on kickoff coverage.

►**Vs. Dallas (Oct. 16):** Played 15 snaps on special teams and seven on defense...Wrapped up WR Lucky Whitehead at the Dallas 24 on a kickoff return early in the second quarter.

►**Vs. Chicago (Oct. 20):** Appeared on 10 defensive plays, recording a QB pressure, and 16 plays on special teams.

►**At Atlanta (Oct. 30):** Played 19 snaps on defense and a team-high 22 on special teams...Registered a QB pressure.

►**Vs. Indianapolis (Nov. 6):** Appeared on 14 plays and posted three tackles (all solo), a QB pressure and a pass defended.

►**At Tennessee (Nov. 13):** Played 29 snaps on defense and a team-high 31 on special teams...Recorded a solo tackle on defense.

►**At Washington (Nov. 20):** Played 22 snaps on special teams and two on defense...Led the team with two tackles on special teams, with one coming on kickoff coverage and the other on punt coverage.

►**At Philadelphia (Nov. 28):** Inactive due to a hamstring injury that he sustained at the tail end of the Washington game.

►**Vs. Houston (Dec. 4):** Inactive (hamstring).

►**Vs. Seattle (Dec. 11):** Inactive (hamstring).

►**At Chicago (Dec. 18):** Played a team-high 21 snaps on special teams and registered two tackles...Also appeared on four defensive plays.

►**Vs. Minnesota (Dec. 24):** Appeared on a team-high 28 plays on special teams and also saw nine snaps on defense.

### **61 Brett Goode, LS, 9th Year, Arkansas**

• Has appeared in 141 regular-season games and 11 playoff contests since joining the club in 2008, having recorded 12 coverage tackles and a fumble recovery in his eight-plus seasons, including a career-best five tackles in 2010.

• Has snapped for all seven of the longest field goals in franchise history (all by K Mason Crosby).

**2016 SEASON:** Has handled all snapping duties in the first 15 games.

►**At Jacksonville (Sept. 11):** Handled snapping duties for all punts and placements.

►**At Minnesota (Sept. 18):** Snapped for P Jake Schum's five punts and K Mason Crosby's two extra points.

►**Vs. Detroit (Sept. 25):** Handled snapping duties for Crosby's two FGs and four extra points and Schum's two punts.

►**Vs. N.Y. Giants (Oct. 9):** Snapped for Crosby's three FGs and two extra points and Schum's four punts.

►**Vs. Dallas (Oct. 16):** Got down the field to down Schum's 47-yard punt at the Dallas 3 late in the first half...Snapped for Crosby's three FGs and one extra point and Schum's one punt.

►**Vs. Chicago (Oct. 20):** Snapped for all punts and placements.

►**At Atlanta (Oct. 30):** Snapped for Crosby's one FG and three extra points and Schum's three punts.

►**Vs. Indianapolis (Nov. 6):** Snapped for all placements and Schum's four punts as he registered a career-high net average (min. four punts) of 47.5 yards on four punts with a 48.3-yard gross average.

►**At Tennessee (Nov. 13):** Snapped for Schum as he registered a career-best gross average (min. four punts) of 50.5 yards on his four punts.

►**At Washington (Nov. 20):** Snapped for Schum's three punts (46.0-yard gross, 43.3-yard net) and Crosby's FG and three extra points.

►**At Philadelphia (Nov. 28):** Got down the field to down Schum's 43-yard punt at the Philadelphia 1-yard line late in the first half.

►**Vs. Houston (Dec. 4):** Snapped for Schum's five punts and Crosby's three extra points.

►**Vs. Seattle (Dec. 11):** Handled snapping duties for all punts and placements in what was his 150th career game (including playoffs).

►**At Chicago (Dec. 18):** Snapped for all punts and placements, including Crosby's game-winning 32-yard FG as time expired.

►**Vs. Minnesota (Dec. 24):** Snapped for Crosby's 48-yard FG and five extra points and Schum's six punts.

### **39 Demetri Goodson, CB, 3rd Year, Baylor**

• Played in 14 games and both postseason contests in his second season in 2015, seeing time on defense and special teams. Recorded nine special teams tackles during the regular season, tied for No. 4 on the team, and was tied for the team lead with three tackles in the playoffs..

• Registered six special teams tackles in '14, No. 2 on the team among rookies behind only LB Jayrone Elliott.

**2016 SEASON:** Played in six games with three starts and recorded 14 tackles (11 solo) and two passes defended...Was placed on injured reserve (knee) on Dec. 3...Was on reserve/suspended for the first four games of the season and was inactive in Week 12 (knee).

►**Vs. Dallas (Oct. 16):** Saw significant action in his season debut because of injuries to CBs Sam Shields, Damarious Randall and Quinten Rollins, appearing on 36 plays...Recorded two tackles (both solo) and a pass defended.

►**Vs. Chicago (Oct. 20):** Started the first game of his NFL career, opening at LCB in place of an injured Damarious Randall (groin) and appearing on all 48 snaps...Registered five tackles (three solo).

►**At Atlanta (Oct. 30):** Started at LCB for the second straight week, appearing on 61 of 63 snaps and posting a career-high six tackles (five solo) and a pass defended...On Atlanta's opening drive, came up to drill TE Austin Hooper 3 yards short of the first-down marker on third down to force a Falcons FG...In the second quarter, got a hand in to break up Ryan's pass intended for WR Aldrick Robinson.

►**Vs. Indianapolis (Nov. 6):** Appeared on 14 plays on special teams.

►**At Tennessee (Nov. 13):** Played 27 snaps on defense and 22 on special teams, recording a solo tackle on defense.

►**At Washington (Nov. 20):** Started at LCB and played 10 snaps, but sustained a knee injury covering a punt midway through the second quarter and did not return.

►**At Philadelphia (Nov. 28):** Inactive (knee).

### **98 Letroy Guion, DT, 9th Year, Florida State**

- Saw action in 13 games with four starts (three at DE, one at NT) in 2015 and also appeared in both postseason contests.

- Finished No. 2 on the defensive line in tackles (41) behind DT Mike Daniels (66) and registered multiple tackles in 10 of 13 regular-season games played, as well as both playoff games.

- Started all 16 games for the first time in his career in his first season in Green Bay in 2014.

- Registered a career-high 62 tackles (31 solo), a career-best 3½ sacks, a forced fumble, a pass defended, 10 QB hits and 13 pressures in '14. Ranked second on the defensive line in tackles behind only Daniels (69).

**2016 SEASON:** Has started all 14 games he has played in and has registered 47 tackles (23 solo), including eight for a loss, three QB hits and a QB pressure...Leads the defensive line in tackles and is tied for No. 2 on the team in tackles for a loss...Was sidelined in Week 3 (knee)...Part of a run defense that ranks No. 9 in the league in rushing yards allowed per game (95.9) and No. 7 in runs of 10-plus yards allowed (35).

►**At Jacksonville (Sept. 11):** Started and played 39 snaps, recording four tackles (two solo), including two tackles for a loss...Brought down RB T.J. Yeldon for a 2-yard loss on a first-quarter run and then stopped him again for a 2-yard loss on a run on the same drive...Helped limit the Jaguars to just 48 yards rushing on 26 carries (1.8 avg.), the first time they had rushed for 48 or fewer yards on 25-plus attempts since Nov. 14, 1999 (vs. Baltimore, 47 yards on 26 attempts).

►**At Minnesota (Sept. 18):** Started, but was limited to just eight snaps of action after injuring his knee in the second quarter...Finished with two tackles (both solo), including one where he blew past C Joe Berger to bring down RB Adrian Peterson for a 4-yard loss on a run early in the second quarter.

►**Vs. Detroit (Sept. 25):** Inactive (knee), his first game missed due to injury as a member of the Packers.

►**Vs. N.Y. Giants (Oct. 9):** Started and played 28 snaps, finishing with two assisted tackles and a pass defended...Batted down a QB Eli Manning pass on New York's opening drive...Helped limit the Giants to just 43 yards rushing on 15 carries (2.9 avg.), bringing Green Bay's four-game total to just 171 rushing yards allowed, the second-fewest allowed by an NFL team in the first four games of a season since individual stats began to be recorded in 1933 behind only the 157 yards allowed by the 1995 San Francisco 49ers.

►**Vs. Dallas (Oct. 16):** Started and appeared on 38 plays, recording two tackles (one solo) and a QB hit.

►**Vs. Chicago (Oct. 20):** Started and played 16 snaps, posting two tackles (one solo).

►**At Atlanta (Oct. 30):** Started and played 25 snaps, leading the defensive line with four tackles (two solo), including a tackle for a loss...Stopped RB Terron Ward for a 1-yard loss on a second-quarter run.

►**Vs. Indianapolis (Nov. 6):** Started and played 35 snaps, helping to

limit the Colts to 85 rushing yards on 28 carries (3.0 avg.)...Finished with three tackles (two solo).

►**At Tennessee (Nov. 13):** Started and posted two assisted tackles in 22 snaps of action.

►**At Washington (Nov. 20):** Started and played 36 snaps, finishing with four tackles (one solo).

►**At Philadelphia (Nov. 28):** Started and appeared on 32 plays, recording six tackles (three solo), including a tackle for a loss, and a QB pressure...Spun away from C Jason Kelce to bring down RB Wendell Smallwood for a 2-yard loss on a second-quarter run.

►**Vs. Houston (Dec. 4):** Started and played 36 snaps, recording six tackles (three solo), including a team-high three tackles for a loss...Shed a block from G Jeff Allen to bring down RB Alfred Blue for a 3-yard loss on a first-quarter run...Early in the fourth quarter, tackled Blue for a 9-yard loss after QB Brock Osweiler was pressured by LB Jake Ryan and dumped the ball off in the flat to Blue.

►**Vs. Seattle (Dec. 11):** Started and played 29 snaps, posting three tackles (two solo) and two QB hits.

►**At Chicago (Dec. 18):** Started and played 45 snaps, finishing with six tackles (four solo) to lead the defensive line.

►**Vs. Minnesota (Dec. 24):** Started and appeared on 26 defensive plays, recording an assisted tackle.

### **36 LaDarius Gunter, CB, 2nd Year, Miami**

- One of two rookie free agents to make Green Bay's opening-day roster in 2015.

- Saw action in eight games as a rookie, recording two tackles on special teams.

- Appeared in one postseason contest, playing 31 snaps on defense and 13 on special teams due to an injury to CB Quinten Rollins.

**2016 SEASON:** Has played in all 15 games with 14 starts and has posted 55 tackles (46 solo), a tackle for a loss, a team-high 13 passes defended and two forced fumbles.

►**At Jacksonville (Sept. 11):** Played 24 snaps on defense, registering two tackles (one solo).

►**At Minnesota (Sept. 18):** Made his first NFL start, opening at RCB in place of an injured Sam Shields (concussion)...Played 35 snaps and posted five tackles (all solo) and a forced fumble...The forced fumble came early in the second quarter when he punched the ball out from WR Adam Thielen after he made a catch over the middle on third down, a fumble that Thielen recovered.

►**Vs. Detroit (Sept. 25):** Started for the second straight week at RCB in place of an injured Shields, appearing on 63 of 68 defensive plays and recording three tackles (all solo) and a pass defended...Came up to drill RB Theo Riddick on a first-quarter screen pass for a loss of 3 yards...Broke up a deep pass from QB Matthew Stafford to WR Marvin Jones in the second quarter, nearly making a leaping interception in the end zone.

►**Vs. N.Y. Giants (Oct. 9):** Started at RCB for the third straight contest in place of Shields, one of five defensive players to play all 56 snaps...Helped limit the Giants' top three WRs (Odell Beckham Jr., Sterling Shepard and Victor Cruz) to a combined seven catches for 70 yards (10.0 avg.) and a TD...Recorded an assisted tackle and a pass defended.

►**Vs. Dallas (Oct. 16):** Started at RCB for the fourth straight game, appearing on 64 of 65 snaps, and registered four tackles (two solo).

►**Vs. Chicago (Oct. 20):** Started at RCB and played all 48 snaps, finishing with three tackles (all solo) and a team-high two passes defended...Helped limit WR Alshon Jeffery to just three receptions for 33 yards (11.0 avg.) on the evening.

►**At Atlanta (Oct. 30):** Started in the slot and played 60 of 63 snaps, matching up with WR Julio Jones for much of the afternoon and helping to limit him to just three receptions for 29 yards (9.7 avg.)...Posted five tackles (all solo) and a team-high two passes defended...On Atlanta's final drive, jumped a route to nearly pick off QB Matt Ryan's pass for WR Mohamed Sanu, breaking up the pass near midfield...Later on the drive, broke up a pass down the middle to Jones.

►**Vs. Indianapolis (Nov. 6):** Started at RCB and played all 68 snaps, one of three Green Bay defenders to do so, and registered seven tackles (all solo).

► **At Tennessee (Nov. 13):** Started at RCB and played 54 of 60 snaps... Recorded three tackles (two solo) and a pass defended...Early in the fourth quarter, broke up a deep pass down the left sideline from QB Marcus Mariota intended for WR Tajae Sharpe.

► **At Washington (Nov. 20):** Opened at RCB and played 66 of 68 snaps, recording a career-best eight tackles (six solo) and a pass defended...Broke up a pass from QB Kirk Cousins intended for WR Pierre Garcon with just under five minutes remaining in the fourth quarter.

► **At Philadelphia (Nov. 28):** Started at RCB and posted four tackles (all solo) and a pass defended...Early in the second quarter, broke up a third-down pass from QB Carson Wentz intended for WR Bryce Treggs to force a Philadelphia punt.

► **Vs. Houston (Dec. 4):** Started at RCB and played 63 of 66 snaps, finishing with four tackles (three solo), a forced fumble and two passes defended...On Houston's opening drive, came up to drill TE Ryan Griffin after he caught a pass in the flat, forcing a fumble that S Morgan Burnett scooped up at the Green Bay 41 and returned 35 yards to the Houston 24... Midway through the second quarter, fought off a block from WR Braxton Miller to trip up WR Will Fuller on a screen pass short of the first-down marker on third-and-18 to force a Houston punt...On the Texans' next offensive play, came up to break up Osweiler's pass intended for WR DeAndre Hopkins...Early in the fourth quarter, broke up a deep pass from Osweiler intended for Fuller.

► **Vs. Seattle (Dec. 11):** Started at RCB and played 56 snaps, posting an assisted tackle and two passes defended (tied for the team lead)...Early in the third quarter, deflected QB Russell Wilson's pass intended for WR Doug Baldwin near the goal line as CB Quinten Rollins caught the deflection in the end zone for the interception.

► **At Chicago (Dec. 18):** Started at RCB and played 64 of 66 snaps, recording three tackles (all solo).

► **Vs. Minnesota (Dec. 24):** Started at RCB, but was limited to just 19 snaps after departing the game in the second quarter due to an elbow injury...Registered two tackles (both solo).

### **28 Josh Hawkins, CB, Rookie, East Carolina**

• Was one of five rookie free agents to make Green Bay's opening-day roster.

• Started 28 of 50 career games played at East Carolina, totaling 139 tackles (88 solo), including 3½ for a loss, a forced fumble, nine interceptions and 22 pass breakups.

• Opened 10 of 12 games played as a senior in 2015, logging 42 tackles (27 solo), two interceptions for 100 return yards, and four pass breakups.

**2016 SEASON:** Has played in 11 games and has posted a pass defended and four tackles on special teams...Was sidelined for Weeks 1-2 due to a hamstring injury and was inactive for two other games as a healthy scratch.

► **At Jacksonville (Sept. 11):** Inactive (hamstring).

► **At Minnesota (Sept. 18):** Inactive (hamstring).

► **Vs. Detroit (Sept. 25):** Made his NFL debut, appearing on seven plays on defense and six on special teams...Had a pass defended midway through the second quarter, coming back on the ball and diving over WR Golden Tate as he knocked down QB Matthew Stafford's pass.

► **Vs. N.Y. Giants (Oct. 9):** Played 10 snaps on special teams.

► **Vs. Dallas (Oct. 16):** Appeared on three plays on special teams.

► **Vs. Chicago (Oct. 20):** Played 13 snaps on special teams.

► **At Atlanta (Oct. 30):** Appeared on nine plays on special teams and one on defense.

► **Vs. Indianapolis (Nov. 6):** Appeared on seven plays on special teams.

► **At Tennessee (Nov. 13):** Played four snaps on special teams.

► **At Washington (Nov. 20):** Appeared on four plays on special teams.

► **At Philadelphia (Nov. 28):** Played nine snaps on special teams and registered his first career tackle, bringing down RB Kenjon Barner at the Philadelphia 13 on a kickoff return late in the fourth quarter.

► **Vs. Houston (Dec. 4):** Played 13 snaps on special teams and recorded a tackle.

► **Vs. Seattle (Dec. 11):** Appeared on 14 plays on special teams and registered a career-high two tackles.

► **At Chicago (Dec. 18):** Inactive (healthy scratch).

► **Vs. Minnesota (Dec. 24):** Inactive (healthy scratch).

### **7 Brett Hundley, QB, 2nd Year, UCLA**

• Served as the No. 3 QB behind Aaron Rodgers and Scott Tolzien in 2015 and was inactive for all 16 regular-season games and both playoff contests.

• Led the NFL with 630 passing yards in the 2015 preseason, completing 45 of 65 passes (69.2 percent) for seven TDs with one INT for a 129.6 passer rating (No. 3 in the NFL).

• Registered a 142.4 passer rating in the preseason finale vs. New Orleans (Sept. 3), connecting on 16 of 23 passes for 236 yards and four TDs with no INTs.

**2016 SEASON:** Has played in four games and has served as the No. 2 QB for the other 11 contests...Has completed 2 of 10 passes for 17 yards.

► **At Tennessee (Nov. 13):** Made his regular-season NFL debut, taking over at QB for the final series...Completed 1 of 4 passes for 8 yards, with his first career completion coming to WR Ty Montgomery.

► **At Washington (Nov. 20):** Took over at QB for the final series with the Packers trailing, 42-24, and completed 1 of 3 passes for 9 yards (completion to TE Jared Cook).

► **Vs. Seattle (Dec. 11):** Took over at QB for Aaron Rodgers (coach's decision) with just under 12 minutes remaining in the game and the Packers leading (28-3)...Attempted just two passes with no completions.

► **Vs. Minnesota (Dec. 24):** Came in for Rodgers for the final series in the fourth quarter with the Packers leading, 38-19...Had just one pass attempt.

### **33 Micah Hyde, DB, 4th Year, Iowa**

• Started 23 games in his first three seasons, opening 11 contests at nickel back, seven at free safety and five at strong safety.

• Only defensive back in franchise history (since 1982) to register a sack in each of his first four seasons in the NFL (2013-16).

• Is one of only two defensive backs in the NFL (Rams S T.J. McDonald) to register at least one sack each of the last four seasons.

• Is tied for No. 1 on the Packers (Sam Shields) with five interceptions since 2014, including a career-best three in 2015.

• Is tied for No. 1 in franchise history (Desmond Howard, Will Blackmon) with three career punt returns for TDs.

**2016 SEASON:** Has played in all 15 games with nine starts (seven at CB, one at SS, two as third safety) and has recorded 56 tackles (44 solo), five tackles for a loss, a sack, two interceptions, nine passes defended, three QB hits and a pressure...Has three punt returns for 4 yards (1.3 avg.) with five fair catches, and six tackles on special teams (No. 5 on the team).

► **At Jacksonville (Sept. 11):** Played 32 snaps on defense and registered a solo tackle...Had a key fumble recovery on LB Joe Thomas' interception early in the first quarter, recovering the fumble at the Jacksonville 29 to retain possession and help set up the Green Bay offense for its first score...Was one of a host of defenders to bring down WR Allen Hurns for a 1-yard loss on fourth-and-1 with 23 seconds remaining to secure the 27-23 victory for Green Bay...Added a tackle on special teams and served as the punt returner, but did not have any returns.

► **At Minnesota (Sept. 18):** Played 34 snaps on defense and posted three tackles (one solo)...Also served as the primary punt returner, but did not have any returns (four fair catches).

► **Vs. Detroit (Sept. 25):** Started at SS in place of an injured Morgan Burnett (groin), appearing on 67 of 68 defensive plays...Led the team with a career-high 10 tackles (all solo), adding a pass defended and a QB hit.

► **Vs. N.Y. Giants (Oct. 9):** Started as the third CB with starters Damarious Randall (groin) and Sam Shields (concussion) both sidelined...Appeared on all 56 plays, one of five Green Bay defenders to do so, and matched his career high by posting 10 tackles (seven solo) for the second straight week, including a sack and three tackles for a loss...Helped limit the Giants' top three WRs (Odell Beckham Jr., Sterling Shepard and Victor Cruz) to a combined seven catches for 70 yards (10.0 avg.) and a TD...With just under two minutes remaining in the first half, broke up QB Eli Manning's pass intended for Shepard near the sideline on third-and-6, forcing the Giants to settle for a 41-yard FG...Was credited with a sack late



in the third quarter when he knocked Beckham out of bounds after the WR took a toss and then was looking to pass...It marked his fourth straight season with a sack (2013-16), making him the only Green Bay defensive back (since 1982) to record a sack in each of his first four seasons.

►**Vs. Dallas (Oct. 16):** Started as the third safety and played 53 of 65 snaps, finishing with two tackles (both solo).

►**Vs. Chicago (Oct. 20):** Started as the third CB and played all 48 snaps...Registered three tackles (two solo), including a stop of RB Jordan Howard for a 1-yard loss on a second-quarter run, and a pass defended.

►**At Atlanta (Oct. 30):** Started at RCB and played 62 of 63 snaps...Posted two solo tackles on defense and added a stop on special teams.

►**Vs. Indianapolis (Nov. 6):** Started as the third CB and played 53 snaps, departing in the fourth quarter due to a shoulder injury...Posted three tackles (all solo) and two QB hits...Recorded a tackle for a loss in the third quarter, touching down RB Frank Gore after he slipped to the ground for a 3-yard loss on a lateral.

►**At Tennessee (Nov. 13):** Played 53 of 60 snaps and registered five tackles (three solo).

►**At Washington (Nov. 20):** Started as the third CB and played 65 of 68 snaps, posting three tackles (two solo).

►**At Philadelphia (Nov. 28):** Started as the third CB, seeing time at both CB and safety, and posted a solo tackle.

►**Vs. Houston (Dec. 4):** Played 26 snaps on defense and 11 on special teams, posting five tackles (four solo) and a pass defended...With the Packers leading, 14-7, in the fourth quarter, came up to hit TE C.J. Fiedorowicz in the flat as he broke up the pass on third down and forced a Houston punt...Added a tackle on special teams.

►**Vs. Seattle (Dec. 11):** Started as a third safety and played 65 of 71 snaps...With six minutes remaining in the game, made an interception of QB Russell Wilson's screen pass that went off the hands of RB Troymaine Pope, picking the ball off at the Seattle 30 and returning it 11 yards...Also made three tackles (two solo).

►**At Chicago (Dec. 18):** Played 31 snaps and posted two tackles (both solo), an interception and a career-high three passes defended...With five seconds remaining in the first half and the Bears at the Green Bay 44, intercepted QB Matt Barkley's Hail Mary pass in the end zone that had been batted down by CB Makinton Dorleant...Made a key pass breakup on the Bears' final offensive play...On third-and-goal from the 4 with 1:27 remaining and the Packers leading, 27-24, got his right hand in to knock down QB Matt Barkley's pass intended for WR Cameron Meredith in the front corner of the end zone, forcing the Bears to settle for a game-tying FG...Added two tackles on special teams.

►**Vs. Minnesota (Dec. 24):** Started as the third CB and played 71 snaps, finishing with three tackles (two solo) and two passes defended...With a little more than five minutes remaining in the game, came over to break up a pass from QB Sam Bradford to TE Kyle Rudolph near the Green Bay 3...Added a tackle on special teams.

### **34 Don Jackson, RB, Rookie, Nevada**

• Was originally signed by Green Bay as an undrafted free agent on May 6.  
• Played three years at Nevada, amassing 2,371 yards (No. 13 in school history) and 19 TDs on 528 carries (4.5 avg.).

**2016 SEASON:** Played in three games and had 32 rushing yards on 10 carries (3.2 avg.)...Was inactive for one game...Was placed on injured reserve on Nov. 16 after sustaining a knee injury during practice...Spent the first six weeks on Green Bay's practice squad before being signed to the 53-man roster on Oct. 20.

►**Vs. Chicago (Oct. 20):** Played six snaps in his NFL debut after being signed to the active roster the day of the game...Had two carries for 6 yards (3.0 avg.) before departing the game due to a hand injury.

►**At Atlanta (Oct. 30):** Carried the ball four times for 10 yards (2.5 avg.) in 10 snaps of action.

►**Vs. Indianapolis (Nov. 6):** Rushed for 16 yards on four carries (4.0 avg.).

►**At Tennessee (Nov. 13):** Inactive (healthy scratch).

### **83 Jeff Janis, WR, 3rd Year, Saginaw Valley State**

• Played in all 16 games last season, ranking No. 2 on the team with 15 tackles on special teams and posting a 29.0-yard average on 14 kickoff returns, including three of 45-plus yards.

• Registered seven catches for 145 yards (20.7 avg.) and two TDs in an NFC Divisional playoff contest at Arizona last season, becoming the first player in franchise history to record seven-plus receptions, 140-plus receiving yards and two-plus TD catches in a postseason game.

• Appeared in three contests as a rookie in 2014, posting two receptions for 16 yards (8.0 avg.).

**2016 SEASON:** Has played in all 15 games with one start, seeing time on offense and special teams...Has 11 catches for 93 yards (8.5 avg.) and a TD as well as two carries for 38 yards (19.0 avg) and a score...Is the only player on the team with both a rushing TD and a receiving TD this season...Has registered four tackles on special teams and six kickoff returns for 119 yards (19.8 avg.)...Was limited to playing on special teams for the first three games because of an injured hand that required him to wear a club cast.

►**At Jacksonville (Sept. 11):** Playing with a club on his injured hand, appeared on 12 plays on special teams.

►**At Minnesota (Sept. 18):** Played 15 snaps on special teams.

►**Vs. Detroit (Sept. 25):** Appeared on 11 plays on special teams and saw his first offensive action of the season, playing the final three snaps of the game as QB Aaron Rodgers took a knee to run out the clock...Made a tackle on special teams.

►**Vs. N.Y. Giants (Oct. 9):** Appeared on 21 plays on special teams (tied for the team lead) and 13 on offense, playing without a club cast on his injured hand for the first time this season...Had an 18-yard kickoff return and a tackle on special teams.

►**Vs. Dallas (Oct. 16):** Played 32 snaps on offense and registered his first catches of the season, hauling in two passes for 14 yards (7.0 avg.).

►**Vs. Chicago (Oct. 20):** Played a season-high 41 snaps on offense and had two catches for 9 yards (4.5 avg.)...Also had a 17-yard kickoff return.

►**At Atlanta (Oct. 30):** With injuries sidelining WRs Randall Cobb and Ty Montgomery, saw his most significant action of the season to date, appearing on 58 plays and posting a regular-season career-high four receptions for 30 yards (7.5 avg.) and a TD...The TD catch was the first of his career in the regular season and put the Packers ahead, 32-26, after the ensuing two-point conversion by Rodgers...On the TD grab, separated himself from CB C.J. Goodwin to find an opening in the back of the end zone, making the grab and getting down with S Ricardo Allen coming at him to deliver a hit.

►**Vs. Indianapolis (Nov. 6):** Started the game as the third WR, the first start of his NFL career...Played 44 snaps and had a 25-yard reception in the third quarter, his longest catch of the season...Caught a quick pass from Rodgers and took it down the middle of the field to the Indianapolis 14 to help set up a 27-yard Mason Crosby FG.

►**At Tennessee (Nov. 13):** Appeared on 24 plays on special teams and 10 on offense.

►**At Washington (Nov. 20):** Played 19 snaps on special teams and two on offense...Had a 7-yard kickoff return.

►**At Philadelphia (Nov. 28):** Appeared on 14 plays on special teams and six on offense, posting one catch for 7 yards.

►**Vs. Houston (Dec. 4):** With less than five minutes remaining in the game, had a 19-yard gain on his first career carry, taking an end-around down to the Houston 3 to set up FB Aaron Ripkowski's 3-yard TD run on the next play...Also posted a 28-yard kickoff return out to the Green Bay 30 to start the second half.

►**Vs. Seattle (Dec. 11):** Posted his first career rushing TD, taking an end-around from QB Brett Hundley in the fourth quarter and going 19 yards for the score...Also played 16 snaps on special teams.

►**At Chicago (Dec. 18):** Played 18 snaps on special teams and one on offense, returning one kickoff for 21 yards...Added two tackles on special teams.

►**Vs. Minnesota (Dec. 24):** Appeared on 22 plays on special teams and seven on offense...Had an 8-yard reception.

### **95 Datone Jones, DE/LB, 4th Year, UCLA**

- Has played in 58 games with seven starts in four seasons and has registered nine sacks.
- Finished second on the team with 13 QB hits in 2015.
- Played in 13 games with three starts and appeared in both playoff contests in 2014. Ranked No. 4 on the team in pressures (15) and tied for No. 5 in QB hits (eight) during the regular season.

**2016 SEASON:** Has played in 14 games with four starts (three at LOLB, one at DE) and has registered 25 tackles (18 solo), a sack, three tackles for a loss, 15 QB hits (No. 1 on the team), 12 QB pressures (No. 5 on the team) and two passes defended.

► **At Jacksonville (Sept. 11):** Played 40 snaps on defense and recorded a QB pressure and a QB hit...Helped limit the Jaguars to just 48 yards rushing on 26 carries (1.8 avg.), the first time they had rushed for 48 or fewer yards on 25-plus attempts since Nov. 14, 1999 (vs. Baltimore, 47 yards on 26 attempts).

► **At Minnesota (Sept. 18):** Appeared on 34 defensive plays and posted three tackles (two solo)...Stopped WR Cordarrelle Patterson for a 4-yard loss on an end-around early in the fourth quarter.

► **Vs. Detroit (Sept. 25):** Inactive (knee).

► **Vs. N.Y. Giants (Oct. 9):** Returned to action after missing one game and played 24 snaps on defense, recording two tackles (one solo) and two pressures.

► **Vs. Dallas (Oct. 16):** Played 33 snaps and registered five tackles (four solo), a team-high three QB pressures and a QB hit.

► **Vs. Chicago (Oct. 20):** Appeared on 21 plays and recorded two QB pressures, two QB hits and a pass defended...Late in the fourth quarter, got a piece of the ball to break up a QB Matt Barkley pass intended for TE Zach Miller...Later in the quarter, made an inside move on T Bobby Massie and hit Barkley as he released the ball, a pass that was intercepted by LB Nick Perry at the Green Bay 40.

► **At Atlanta (Oct. 30):** Played 23 snaps and registered an assisted tackle and a QB hit.

► **Vs. Indianapolis (Nov. 6):** Appeared on 46 plays and posted a pass defended and a QB pressure.

► **At Tennessee (Nov. 13):** Started at DE and played 39 snaps, finishing with two tackles (both solo)...From the LOLB spot, tackled QB Marcus Mariota for a 2-yard loss late in the fourth quarter on a running play.

► **At Washington (Nov. 20):** Played 25 snaps and posted two solo tackles.

► **At Philadelphia (Nov. 28):** Appeared on 28 plays and posted a QB hit and a QB pressure...Beat T Allen Barbre to drill QB Carson Wentz and force an incomplete pass early in the third quarter...Made an inside move on Barbre on the next play to get a hand in Wentz's face as he overthrew TE Zach Ertz over the middle, a pass that was intercepted by S Ha Ha Clinton-Dix at the Green Bay 16.

► **Vs. Houston (Dec. 4):** Played a season-high 56 snaps and registered a season-high six tackles (five solo), a QB pressure and a QB hit...Early in the second quarter, helped bring down RB Alfred Blue for no gain on a fourth-and-1 at the Green Bay 49.

► **Vs. Seattle (Dec. 11):** Started at LOLB in place of an injured Nick Perry (hand) and played 45 snaps, finishing with three tackles (one solo), a sack, a QB pressure and a team-high five QB hits...Late in the third quarter, fought off a block from T Bradley Sowell to get to QB Russell Wilson for a 3-yard sack.

► **At Chicago (Dec. 18):** Started at LOLB for Perry for the second straight week and played 49 snaps, recording two tackles (both assisted), a pressure and two QB hits.

► **Vs. Minnesota (Dec. 24):** Started at LOLB for the third straight game, appearing on 51 plays and posting a pressure and a QB hit.

### **40 Joe Kerridge, FB, Rookie, Michigan**

- Entered the NFL as an undrafted free agent with the Washington Redskins, spending time on Washington's practice squad earlier this season.
- Played in 48 games with 14 starts at Michigan, serving as a team captain as a senior in 2015 and rushing for 62 yards and a TD on 14 carries (4.4 avg.) that season.

**2016 SEASON:** Has played in seven games, seeing time primarily on

special teams, and has recorded two tackles...Was signed to the active roster from the practice squad on Nov. 7...Spent five games on Green Bay's practice squad (Weeks 5-9).

► **At Tennessee (Nov. 13):** Made his NFL debut, appearing on nine plays on special teams.

► **At Washington (Nov. 20):** Played 15 snaps on special teams and posted a tackle.

► **At Philadelphia (Nov. 28):** Appeared on five plays on special teams and also saw the first regular-season action of his career on offense as he played three snaps...Recorded a tackle on special teams.

► **Vs. Houston (Dec. 4):** Played five snaps on offense and 10 on special teams.

► **Vs. Seattle (Dec. 11):** Appeared on four plays on offense and six on special teams.

► **At Chicago (Dec. 18):** Played six snaps on special teams and one on offense.

► **Vs. Minnesota (Dec. 24):** Appeared on one offensive play.

### **27 Eddie Lacy, RB, 4th Year, Alabama**

• With 3,075 rushing yards from 2013-15, joined RB John Brockington (3,276, 1971-73) as the only two players in franchise history to rush for 3,000-plus yards in their first three seasons in the NFL.

• Was one of only two NFL players (Bills RB LeSean McCoy) to have three or more 100-yard rushing games each season from 2013-15.

• With 1,178 rushing yards in 2013 and 1,139 in 2014, became just the fifth player in franchise history to register back-to-back 1,000-yard rushing seasons.

**2016 SEASON:** Started all five games he appeared in and posted 360 rushing yards on 71 carries (5.1 avg.)...Registered 10 runs of 10-plus yards and also had four receptions for 28 yards (7.0 avg.)...Was placed on injured reserve (ankle) on Oct. 20.

► **At Jacksonville (Sept. 11):** Led the team with 61 rushing yards on 14 attempts (4.4 avg.), highlighted by a 28-yard run late in the third quarter...Took the handoff to the right side, first cutting left before cutting right at the second level as he made S Tashaun Gipson miss as he took the ball to the Jacksonville 17, a run that would help set up K Mason Crosby's 20-yard FG...Added a 17-yard catch on a screen pass in the second quarter, bouncing off a tackle attempt by S Johnathan Cyprien and then diving over Gipson at the end of the play.

► **At Minnesota (Sept. 18):** Posted a team-high 50 yards rushing on 12 carries (4.2 avg.)...Had two runs of 10-plus yards, a 13-yarder up the middle in the fourth quarter and a 12-yard gain off the left end in the third quarter.

► **Vs. Detroit (Sept. 25):** Led the team with 103 rushing yards on just 17 carries (6.1 avg.), the 11th 100-yard rushing game of his career as he moved past RB Dorsey Levens (10) for sole possession of the No. 5 spot in team history...Rushed for a season-high five first downs, highlighted by a 25-yard run in the second quarter that he took up the middle and then bounced out down the right sideline for the big gain.

► **Vs. N.Y. Giants (Oct. 9):** Led the team with 81 yards rushing on just 11 carries (7.4 avg.), exiting the game in the third quarter due to an ankle injury...Rushed for 77 yards in the first half, the second-best mark in his career in a first half behind only his 84-yard effort at Tampa Bay on Dec. 21, 2014...His average of 7.4 yards per carry was the second best of his career in a game with 10-plus carries behind only his 8.1 yard average vs. Minnesota on Oct. 2, 2014 (13 carries for 105 yards)...Posted a season-long 31-yard run midway through the second quarter, initially taking the run outside before cutting inside and then bouncing it out again, making S Andrew Adams miss at the second level as he took it down the sideline to the New York 49.

► **Vs. Dallas (Oct. 16):** Playing through an ankle injury, led the team with 65 yards on 17 carries (3.8 avg.), including a 25-yard run to the Dallas 28 midway through the first quarter...Took the carry off of right end, hurdling S Byron Jones toward the end of the run for extra yardage...It marked his third straight game with a carry of 25-plus yards, the first Packer to accomplish that feat in a single season since RB Ryan Grant in 2007 (Weeks 12-14).

### **70 T.J. Lang, G, 8th Year, Eastern Michigan**

- Has started 90 games since 2011, the most by any Green Bay player on the offensive side of the ball over that span.
- Opened all 15 contests he played in at RG in 2015 and was named a Pro Bowl alternate for the second straight season.
- Has started 92 games during his career, opening contests at four different positions (58 at RG, 27 at LG, five at RT, two at LT).

**2016 SEASON:** Has started all 12 games he has played in at RG...Was selected to his first career Pro Bowl...Part of a line that has helped the Packers rank in the top 10 in the NFL in scoring (No. 6, 26.7), yards per game (No. 10, 363.5), passing yards per game (No. 8, 260.3), yards per carry (No. 9, 4.51), third-down conversions (No. 2, 46.2), first downs (No. 10, 321) and time of possession (No. 6, 31:02)...Was sidelined for three games (Weeks 11-13, foot).

► **At Jacksonville (Sept. 11):** Started at RG and played all 64 snaps...Helped protect QB Aaron Rodgers as he was sacked just one time on the afternoon and as he threw for 199 yards and two TDs on 20-of-34 passing with a rushing TD.

► **At Minnesota (Sept. 18):** Started at RG and played 70 of 71 snaps, coming off the field for one play in the third quarter when his shoe fell off.

► **Vs. Detroit (Sept. 25):** Started at RG and played all 54 snaps, helping to clear the way for RB Eddie Lacy's season-high 103 yards rushing on just 17 carries (6.1 avg.)...Also protected Rodgers as he threw a season-high four TD passes, with all of them coming in the first half.

► **Vs. N.Y. Giants (Oct. 9):** Started at RG and played all 80 snaps, helping the offense record season bests for total yards (406), rushing yards (147), first downs (23) and time of possession (36:38)...Part of a line that did not allow a sack of Rodgers and helped clear the way for Lacy's 81 rushing yards on just 11 carries (7.4 avg.).

► **Vs. Dallas (Oct. 16):** Started at RG and played all 70 snaps, helping the offense post season highs for total first downs (24) and passing first downs (17)...Protected Rodgers as he completed 31 of 42 passes for 294 yards and a TD with one INT and was sacked just once on the afternoon.

► **Vs. Chicago (Oct. 20):** Started at RG and appeared on 71 of 87 plays, missing the first two series of the second half due to a hip injury...Helped the offense record 406 total yards (tied for the season high) and a 39:36 time of possession, the best mark by Green Bay since Oct. 27, 2013, at Minnesota (40:54)...Protected Rodgers as he completed a franchise-record 39 passes, including 10-plus passes to three different players (WRs Davante Adams, Randall Cobb and Ty Montgomery), only the second time in NFL history (New England Patriots, Nov. 13, 1994) that a team has accomplished that feat in a game.

► **At Atlanta (Oct. 30):** Started at RG and played 59 of 62 snaps, departing the game briefly in the fourth quarter due to injury...Part of a line that protected Rodgers as he threw for 246 yards and four TDs on 28-of-38 passing...Helped the offense rack up 108 rushing yards on 19 carries (5.7 avg.).

► **Vs. Indianapolis (Nov. 6):** Started at RG and played all 69 snaps, helping the offense register 405 total yards...Protected Rodgers as he threw for 297 yards and three TDs on 26-of-43 passing, his third straight game with three-plus TD passes.

► **At Tennessee (Nov. 13):** Started at RG, but sustained a foot injury on Green Bay's fourth offensive snap and did not return.

► **At Washington (Nov. 20):** Inactive (foot), just his third game missed due to injury since taking over as a starter in 2011.

► **At Philadelphia (Nov. 28):** Inactive (foot).

► **Vs. Houston (Dec. 4):** Inactive (foot).

► **Vs. Seattle (Dec. 11):** Returned to action, starting at RG and helping to protect Rodgers as he completed 18 of 23 passes for 246 yards and three TDs with no INTs for a 150.8 passer rating, the fourth-highest rating of his career...Part of a line that allowed just one sack, the third straight game with either one or zero sacks allowed, Green Bay's longest streak since a four-game stretch to end the 2014 season.

► **At Chicago (Dec. 18):** Started at RG and played 59 of 61 snaps, missing the final two offensive plays after sustaining a back injury...Helped the offense rack up 226 yards rushing and three TDs on just 23 carries (9.8 avg.)...The average of 9.8 yards per carry was the best in franchise history (since 1940) in games with 20-plus attempts, topping the previous high of 9.2 yards per carry at Washington on Oct. 10, 2010 (17 carries

for 157 yards)...The average per carry was also the second-best mark by an NFL team since the 1970 AFL-NFL merger among teams with 20-plus attempts behind only the 11.0-yard average posted by the Cincinnati Bengals (37-407) vs. Denver on Oct. 22, 2000...Helped clear holes for RB Ty Montgomery to rush for a career-high 162 yards and two TDs on 16 attempts (10.1 avg.), the best yardage output by a Green Bay player since Samkon Gado's 171-yard outing vs. Detroit on Dec. 11, 2005.

► **Vs. Minnesota (Dec. 24):** Started at RG and played all 59 snaps, helping to protect Rodgers (28 of 38, 347 yards, four TDs, 136.6 rating) as he became the first QB to throw for 300-plus yards against the Vikings this season...Helped the Packers register their third straight game with 30-plus points, the first time Green Bay has done so since 2013 (Weeks 15-17).

### **63 Corey Linsley, C, 3rd Year, Ohio State**

- Has started all 37 games he has played in since entering the league in 2014.

- Started every game in 2014, becoming the first rookie center to start every game for the Packers since the league went to a 16-game schedule in 1978.

- Was named to the PFWA's All-Rookie team in 2014, the first Green Bay center to be honored since its inception in 1974.

**2016 SEASON:** Has started all seven games he has appeared in at C...Has helped the offense average 28.6 points per game (No. 3 in the NFL) and 382.0 yards per game (No. 6 in the league) since Week 9...Part of a line that has helped the Packers rank in the top 10 in the NFL in scoring (No. 6, 26.7), yards per game (No. 10, 363.5), passing yards per game (No. 8, 260.3), yards per carry (No. 9, 4.51), third-down conversions (No. 2, 46.2), first downs (No. 10, 321) and time of possession (No. 6, 31:02) this season...Was on reserve/physically unable to perform for the entire preseason and the first seven regular-season games...Was activated to the 53-man roster on Nov. 5.

► **Vs. Indianapolis (Nov. 6):** Made his season debut, starting at C and playing all 69 snaps...Helped the offense register 405 total yards and protected QB Aaron Rodgers as he threw for 297 yards and three TDs on 26-of-43 passing.

► **At Tennessee (Nov. 13):** Started at C and played all 78 snaps, helping the offense register 402 total yards.

► **At Washington (Nov. 20):** Started at C and played all 70 snaps, helping to protect Rodgers as he threw for 351 yards and three TDs on 26-of-41 passing, only the third time in his career that he posted back-to-back 350-yard passing games (2009, 2011)...Part of an offense that posted a season-high 424 total yards, its third straight game with 400-plus yards, only the second time the Packers have done so in the last seven seasons (Weeks 8, 10-11 in 2014).

► **At Philadelphia (Nov. 28):** Started at C and played all 71 snaps, protecting Rodgers as the line didn't allow a sack and provided time for him to complete 30 of 39 passes for 313 yards and two TDs for a 116.7 passer rating...The zero-sack game came against an Eagles defense that entered the contest ranked No. 7 in the league in sacks with 26...Helped the offense register its fourth straight game with 385-plus yards (387), the longest single-season streak by the Packers since 2013 (Weeks 1-5)...Part of an offense that converted 10 of 14 third downs, a 71.4 conversion rate that was the best by an NFL team this season and the best by Green Bay since at Minnesota on Oct. 27, 2013 (13 of 18, 72.2 percent).

► **Vs. Houston (Dec. 4):** Started at C and played all 58 snaps as part of a line that allowed just one sack of Rodgers on the afternoon...Helped give Rodgers time to complete 20 of 30 passes for 209 yards and two TDs with no INTs for a 108.9 rating, his third straight game with a 100-plus rating.

► **Vs. Seattle (Dec. 11):** Started at C and appeared on all 59 snaps, helping to protect Rodgers as he completed 18 of 23 passes for 246 yards and three TDs with no INTs for a 150.8 passer rating, the fourth-highest rating of his career...Part of a line that allowed just one sack, the third straight game with either one or zero sacks allowed, Green Bay's longest streak since a four-game stretch to end the 2014 season.

► **At Chicago (Dec. 18):** Started at C and played 60 of 61 snaps, missing one play in the first half due to an equipment issue...Helped the offense rack up 226 yards rushing and three TDs on just 23 carries (9.8 avg.)...The average of 9.8 yards per carry was the best in franchise his-



tory (since 1940) in games with 20-plus attempts, topping the previous high of 9.2 yards per carry at Washington on Oct. 10, 2010 (17 carries for 157 yards)...The average per carry was also the second-best mark by an NFL team since the 1970 AFL-NFL merger among teams with 20-plus attempts behind only the 11.0-yard average posted by the Cincinnati Bengals (37-407) vs. Denver on Oct. 22, 2000...Helped clear holes for RB Ty Montgomery to rush for a career-high 162 yards and two TDs on 16 attempts (10.1 avg.), the best yardage output by a Green Bay player since Samkon Gado's 171-yard outing vs. Detroit on Dec. 11, 2005.

►**Vs. Minnesota (Dec. 24):** Started at C and played all 59 snaps, helping to protect Rodgers (28 of 38, 347 yards, four TDs, 136.6 rating) as he became the first QB to throw for 300-plus yards against the Vikings this season...Helped the Packers register their third straight game with 30-plus points, the first time Green Bay has done so since 2013 (Weeks 15-17).

#### **94 Dean Lowry, DE, Rookie, Northwestern**

• Earned second-team All-Big Ten honors as a senior in 2015 after posting 46 tackles (27 solo), including 13½ tackles for a loss (second on the team), three sacks, an interception, a fumble recovery and seven passes defended.

• Set a school single-game record and tied the sixth-best mark in conference history with six tackles for a loss in Northwestern's win at Nebraska in 2015.

• Was an honorable mention All-Big Ten choice as a junior in 2014 after recording 41 tackles (25 solo), including eight tackles for a loss, four sacks, a forced fumble and eight passes defended.

**2016 SEASON:** Has played in 14 games...Has registered 10 tackles (six solo), two sacks, three tackles for a loss, nine QB pressures and three QB hits...Dressed but did not see any action in Week 12.

►**At Jacksonville (Sept. 11):** Appeared on seven defensive plays in his NFL debut.

►**At Minnesota (Sept. 18):** Appeared on six plays on defense.

►**Vs. Detroit (Sept. 25):** Played 11 snaps on defense and six on special teams...Shed a block from LT Taylor Decker to stop RB Theo Riddick for a 1-yard loss on a second-quarter run...Finished with two tackles (both solo).

►**Vs. N.Y. Giants (Oct. 9):** Played eight snaps on defense, posting an assisted tackle and two QB pressures.

►**Vs. Dallas (Oct. 16):** Appeared on three plays on defense and one on special teams.

►**Vs. Chicago (Oct. 20):** Played four snaps on defense, recording a QB pressure and a QB hit.

►**At Atlanta (Oct. 30):** Appeared on two plays on defense.

►**Vs. Indianapolis (Nov. 6):** Played five snaps on defense and registered an assisted tackle.

►**At Tennessee (Nov. 13):** Appeared on five defensive plays and recorded a solo tackle.

►**At Washington (Nov. 20):** Played two defensive snaps.

►**At Philadelphia (Nov. 28):** Was active, but did not see any action.

►**Vs. Houston (Dec. 4):** Played 18 snaps on defense and posted his first career sack along with a pass defended, three QB pressures (tied for the team lead) and a QB hit...Midway through the second quarter, came through the line between T Duane Brown and G Xavier Su'a-Filo to sack QB Brock Osweiler for an 8-yard loss...Early in the third quarter, walked back Su'a-Filo as he pressured Osweiler, getting a hand up to knock down his pass intended for TE C.J. Fiedorowicz.

►**Vs. Seattle (Dec. 11):** Appeared on a career-high 34 plays on defense and posted a career-best four tackles (two solo), a sack, a QB hit and a QB pressure...Midway through the second quarter, fought off a block from T Bradley Sowell, staying with the play as QB Russell Wilson tried to scramble as he sacked him for an 11-yard loss on third down...It marked his second straight game with a sack

►**At Chicago (Dec. 18):** Played 22 snaps on defense and registered two tackles (both assisted).

►**Vs. Minnesota (Dec. 24):** Appeared on 19 defensive plays and recorded two QB pressures.

#### **50 Blake Martinez, LB, Rookie, Stanford**

• Finished his collegiate career with 257 tackles (137 solo), 13½ tackles for a loss, 6½ sacks, five interceptions and five forced fumbles in 51 games played. Led the team in tackles as a junior (102) and senior (141).

• Led the Pacific-12 and ranked seventh nationally with 141 tackles (75 solo) as a senior, averaging a conference-best 10.1 tackles per game. Recorded 84 more tackles than the No. 2 tackler on the team.

• In 2015, was named third-team All-America by *The Associated Press*, second-team All-America by *USA Today* and *Phil Steele's College Football*, and first-team All-Pac-12 by *AP* and *Phil Steele's College Football*.

**2016 SEASON:** Has played in 12 games with nine starts at ILB and is tied for No. 5 on the team with 59 tackles (43 solo), a tackle for a loss, two QB hits, two QB pressures, an interception and five passes defended...Part of a run defense that ranks No. 9 in the league in rushing yards allowed per game (95.9) and No. 7 in runs of 10-plus yards allowed (35)...Has registered five tackles on special teams...Missed three games (Weeks 12-14) due to a knee injury.

►**At Jacksonville (Sept. 11):** Started and played 47 snaps, becoming the first Green Bay rookie to start on defense in Week 1 since LB Nick Perry in 2012...Was tied for the team lead with nine tackles (five solo) and added a tackle on special teams...Helped limit the Jaguars to just 48 yards rushing on 26 carries (1.8 avg.), the first time they had rushed for 48 or fewer yards on 25-plus attempts since Nov. 14, 1999 (vs. Baltimore, 47 yards on 26 attempts).

►**At Minnesota (Sept. 18):** Started and played 41 snaps, recording six tackles (five solo) and a pass defended...Tackled RB Matt Asiata for a 2-yard loss on a run late in the fourth quarter...Helped limit RB Adrian Peterson to just 19 yards on 12 carries (1.6 avg.), tied for the fourth-lowest yardage total of Peterson's career, with a long of 5 yards.

►**Vs. Detroit (Sept. 25):** Started and played 30 snaps, leaving the game for a stretch after a cut on his face opened up again...Registered five tackles (all solo) and helped limit the Lions to just 50 yards rushing on 23 carries (2.2 avg.)...Added a tackle on special teams.

►**Vs. N.Y. Giants (Oct. 9):** Started and played 15 snaps, missing some action due to the cut on his face opening up again...Registered three tackles (two solo).

►**Vs. Dallas (Oct. 16):** Registered six tackles (three solo) in 46 snaps of action.

►**Vs. Chicago (Oct. 20):** Started and played 35 of 48 snaps, recording four tackles (two solo) and the first interception of his career...Late in the fourth quarter, dropped into coverage and intercepted a QB Matt Barkley pass intended for TE Zach Miller that was deflected by S Morgan Burnett, making the pick at the Chicago 42 and returning it 4 yards.

►**At Atlanta (Oct. 30):** Started and played 41 snaps, posting five tackles (four solo) and a pass defended...Got his left hand to break up QB Matt Ryan's short pass over the middle intended for TE Levine Toilolo early in the third quarter...Added a tackle on special teams.

►**Vs. Indianapolis (Nov. 6):** Started and played 55 snaps, recording six tackles (five solo), a pass defended, a QB pressure and a QB hit...Added a tackle on special teams.

►**At Tennessee (Nov. 13):** Started and appeared on 44 defensive plays, leading the team with a career-high 10 tackles (nine solo) while adding a QB pressure and a QB hit.

►**At Washington (Nov. 20):** Started and played 45 snaps, finishing with four tackles (three solo), including one for a loss, and a pass defended...Midway through the first quarter, put a hit on TE Jordan Reed near the sideline to break up a pass from QB Kirk Cousins...In the fourth quarter, fought off a block from G Shawn Lauvao to get into the backfield and bring down RB Robert Kelley for a 4-yard loss...Left the game late in the fourth quarter due to a knee injury.

►**At Philadelphia (Nov. 28):** Inactive (knee).

►**Vs. Houston (Dec. 4):** Inactive (knee).

►**Vs. Seattle (Dec. 11):** Inactive (knee).

►**At Chicago (Dec. 18):** Returned to action, appearing on 14 plays on defense and 11 on special teams...Posted an assisted tackle on defense and a tackle on special teams.

►**Vs. Minnesota (Dec. 24):** Played 24 snaps on special teams and 10 on defense.

## **52 Clay Matthews, LB, 8th Year, Southern California**

- Ranks No. 2 in franchise history with 72.5 career sacks, trailing only DE Kabeer Gbaja-Biamila (74.5).
- Has earned six Pro Bowl selections in his eight-year career, two more than any Packers linebacker and tied with DE Reggie White for the second-most selections by a defensive player in team history, trailing only S Willie Wood (eight).
- Became the first player in franchise history to earn Pro Bowl recognition in each of his first four seasons in the league (2009-12).
- Is tied for No. 1 in franchise history (since 1982) with four 10-sack seasons (White and Gbaja-Biamila).

**2016 SEASON:** Has played in 11 games with eight starts (five at OLB, three at ILB) and ranks No. 3 on the team with five sacks...Has registered 24 tackles (19 solo), six tackles for a loss, 13 QB hits (tied for No. 3 on the team) and 14 pressures (tied for No. 2)...Part of a run defense that ranks No. 9 in the league in rushing yards allowed per game (95.9) and No. 7 in runs of 10-plus yards allowed (35)...Was sidelined for four games (Weeks 3, 8-10) due to injury.

► **At Jacksonville (Sept. 11):** Started at LOLB and played 53 snaps, finishing with four tackles (three solo), a sack, a QB pressure and a QB hit...Came from the right side to beat LT Kelvin Beachum for a 10-yard sack of QB Blake Bortles on third-and-2 midway through the first quarter...The sack gave him 68.5 for his career as he moved into a tie with White for No. 2 on the all-time franchise list (since 1982)...Added a tackle for a loss later in the first quarter, powering his way into the backfield to bring down RB T.J. Yeldon for a 7-yard loss.

► **At Minnesota (Sept. 18):** Started at ROLB and played 38 snaps, finishing with three tackles (all solo) a sack, three QB pressures and two QB hits...On a third-and-2 early in the third quarter, fought off a block from T Matt Kalil to sack QB Sam Bradford for a 7-yard loss and force a Minnesota punt.

► **Vs. Detroit (Sept. 25):** Inactive (ankle/hamstring), snapping a streak of 34 straight games played in the regular season.

► **Vs. N.Y. Giants (Oct. 9):** Returned to action, starting at ROLB and posting three tackles (all solo), a sack, a pressure and three QB hits...Early in the third quarter, fought off a block from LT Ereck Flowers to bring down QB Eli Manning for a 3-yard sack, the first time Matthews has started a season with a sack in each of his first three games played.

► **Vs. Dallas (Oct. 16):** Started the game as the lone ILB and played 45 snaps on the afternoon, finishing with two tackles (one solo).

► **Vs. Chicago (Oct. 20):** Started at ROLB and played 27 snaps, recording four tackles (three solo), a team-high three QB hits and a pressure.

► **At Atlanta (Oct. 30):** Inactive (hamstring).

► **Vs. Indianapolis (Nov. 6):** Inactive (hamstring).

► **At Tennessee (Nov. 13):** Inactive (hamstring).

► **At Washington (Nov. 20):** Started at ROLB and appeared on 56 plays, finishing with a QB hit.

► **At Philadelphia (Nov. 28):** With injuries to starters Jake Ryan and Blake Martinez, started at ILB and played 44 snaps, finishing with five tackles (four solo), a sack, a QB hit and a pressure...Beat G Isaac Seumalo to get to QB Carson Wentz for a 10-yard sack in the fourth quarter as Wentz attempted to gather himself to throw after picking up a fumbled snap...Left the game briefly in the first half due to a shoulder injury.

► **Vs. Houston (Dec. 4):** Started at ILB and played 29 snaps despite dealing with a shoulder injury, posting two QB pressures.

► **Vs. Seattle (Dec. 11):** Playing through a shoulder injury for the second straight week, did not start but saw 24 snaps of action...Posted two tackles (one solo), two QB pressures and a QB hit...Late in the fourth quarter, tripped up RB Alex Collins in the backfield for a 1-yard loss on a run.

► **At Chicago (Dec. 18):** Was limited to just 29 snaps of action.

► **Vs. Minnesota (Dec. 24):** Played 55 snaps and registered a sack, a forced fumble, two passes defended, three QB pressures and a QB hit...On the Vikings' second drive, came off the right side to bat down a QB Sam Bradford pass on third-and-goal from the 4 to force Minnesota to settle for a FG...Early in the second quarter, put a spin move on T T.J. Clemmings to put a hit on Bradford and force an incompleteness on second-and-6 at the Green Bay 12...Late in the first half with the Vikings in Green Bay territory, blew by Clemmings to sack Bradford, forcing a fumble that DT

Mike Daniels recovered at the Green Bay 46, field position that the Packers would use to score on a QB Aaron Rodgers 6-yard TD run to take a 28-13 lead at the half...Had another pass defended on a third down, coming on a pass rush before dropping back to deflect Bradford's screen pass intended for WR Adam Thielen to force a Minnesota punt.

## **32 Christine Michael, RB, 4th Year, Texas A&M**

- Played in 31 games with nine starts during his NFL career before coming to Green Bay and rushed for 966 yards and six TDs on 223 carries (4.3 avg.).

- Was drafted by the Seahawks in the second round (No. 62 pick) of the 2013 NFL Draft and played for Seattle from 2013-16, also appearing in five games for the Dallas Cowboys in 2015.

**2016 SEASON:** Has played in five games for the Packers, carrying the ball 28 times for 108 yards (3.9 avg.) and a TD...Also has returned three kickoffs for 64 yards (21.3 avg.)...Was inactive for Green Bay in Week 11...Was claimed off waivers from Seattle on Nov. 15...Played in nine games with seven starts this season with the Seahawks, rushing for 469 yards and six TDs on 117 carries (4.0 avg.)...Also had 20 receptions for 96 yards (4.8 avg.) and one TD with Seattle.

► **At Washington (Nov. 20):** Inactive (healthy scratch).

► **At Philadelphia (Nov. 28):** Saw his first action in a Green Bay uniform, posting one carry for 4 yards in the third quarter.

► **Vs. Houston (Dec. 4):** Rushed for 19 yards on nine carries (2.1 avg.), including a 5-yard gain on a fourth-and-2 early in the second quarter to keep a drive alive that was capped off with a 9-yard TD pass from QB Aaron Rodgers to WR Randall Cobb.

► **Vs. Seattle (Dec. 11):** Posted 36 rushing yards on 10 carries (3.6 avg.) against his former team, picking up two first downs.

► **At Chicago (Dec. 18):** Registered 45 rushing yards on just four carries (11.3 avg.), highlighted by a 42-yard TD run late in the third quarter, the longest TD run of his career and the longest TD run by a Packer since RB James Starks' 65-yard score vs. San Diego last season in Week 6...Took the handoff and found a crease on the right side of the line, bouncing off a tackle attempt from CB Cre'Von LeBlanc near the Chicago 30 before taking it the rest of the way for the score...Along with RB Ty Montgomery (61-yard run), became the first Green Bay duo to both post a 40-yard run in a game since Ahman Green and Dorsey Levens on Dec. 23, 2001, vs. Cleveland.

► **Vs. Minnesota (Dec. 24):** Had 4 yards rushing on four carries (1.0 avg.) and also returned kickoffs for the first time in his career, returning three for 64 yards (21.3 avg.), including a 30-yard to the Green Bay 29 on the opening kickoff of the game.

## **88 Ty Montgomery, RB, 2nd Year, Stanford**

- Played in six games with three starts as a rookie WR in 2015 before an ankle injury that he sustained in Week 6 vs. San Diego would sideline him for the remainder of the season.

- Caught 15 passes for 136 yards (9.1 avg.) and two TDs and posted a 31.1-yard average on seven kickoff returns last season.

- Finished his career at Stanford as the school's all-time leader in kickoff return yards with 2,493, besting Chris Owusu's mark of 2,132 yards from 2008-11.

**2016 SEASON:** Has played in 14 games with five starts (at RB), seeing time on offense and special teams...Leads the team with 413 rushing yards and three TDs on just 69 carries (6.0 avg.)...Has 41 catches for 331 yards (8.1 avg.) and 18 kickoff returns for 366 yards (20.3 avg.)...Is one of only two players in the NFL this season with 60-plus rushing attempts, 40-plus receptions and 15-plus kickoff returns (Redskins RB Chris Thompson)...Is the first player in team history to eclipse each of those marks in a single season...Has also posted a tackle on special teams...Was inactive for one contest (Week 8, illness).

► **At Jacksonville (Sept. 11):** Played 11 snaps on offense and 14 on special teams, returning one kickoff for 14 yards.

► **At Minnesota (Sept. 18):** Midway through the first quarter, partially blocked Jeff Locke's punt as the ball traveled just 3 yards to the Green Bay 46, giving the Packers their best field position of the evening to help set up their first score of the game (1-yard TD pass from QB Aaron Rodgers

to WR Jordy Nelson)...Had one kickoff return for 21 yards.

►**Vs. Detroit (Sept. 25):** Had a 24-yard kickoff return and provided the offense with good field position because of his decision on another return late in the first quarter...With P Sam Martin's kickoff bouncing near the sideline inside the 5-yard line, got his feet out of bounds and extended his body to fall on the ball at the 3-yard line, giving the Packers possession at their 40-yard line since the ball is considered out of bounds according to the rule book...Added a tackle on special teams.

►**Vs. N.Y. Giants (Oct. 9):** Had one kickoff return for 24 yards.

►**Vs. Dallas (Oct. 16):** Played 35 snaps on offense and registered a career-high 10 catches for a career-best 98 yards (9.8 avg.), with six of the catches going for first downs...His catch total was the best by a Packer on the season...Also had 6 rushing yards on three carries (2.0 avg.) and two kickoff returns for 64 yards (32.0 avg.), highlighted by a season-long 40-yard return in the fourth quarter

►**Vs. Chicago (Oct. 20):** With injuries to RBs Eddie Lacy (ankle/injured reserve) and James Starks (knee), made his first pro start at RB, finishing with 10 catches for 66 yards (6.6 avg.) and a career-high 60 yards rushing on nine carries (6.7 avg.)...Became just the third player in team history to register back-to-back games with 10-plus catches in a single season, joining WRs Sterling Sharpe (1993) and Don Hutson (1942)...Became the first Packer to register 60-plus rushing yards and 60-plus receiving yards since RB Ahman Green at Detroit on Sept. 24, 2006...Had a career-long 30-yard run up the middle on the first play of Green Bay's second drive of the second half, helping to kick-start a 13-play, 85-yard TD drive, one of three straight TD drives for the Packers.

►**At Atlanta (Oct. 30):** Inactive (illness).

►**Vs. Indianapolis (Nov. 6):** Started at RB and led the team with 53 rushing yards on seven carries (7.6 avg.), including a 24-yard run on Green Bay's opening offensive play...Took the carry off left end and made CB Darius Butler miss at the second level with a cut to the inside as he picked up extra yardage to the Indianapolis 45...Added three catches for 38 yards (12.7 avg.).

►**At Tennessee (Nov. 13):** Rushed for 9 yards on three carries (3.0 avg.) and caught two passes for 11 yards (5.5 avg.) in 22 snaps of action.

►**At Washington (Nov. 20):** Played 29 snaps and posted four carries for 17 yards (4.3 avg.), three catches for 27 yards (9.0 avg.) and two kickoff returns for 25 yards (12.5 avg.).

►**At Philadelphia (Nov. 28):** Played 16 snaps on offense, catching two passes for 12 yards (6.0 avg.) with one carry for 2 yards...Also had an 18-yard kickoff return.

►**Vs. Houston (Dec. 4):** Led the team with 40 rushing yards on just six carries (6.7 avg.), including a key 13-yard pickup on a third-and-1 at the Green Bay 11 late in the third quarter to keep a drive alive that was eventually capped off with a 32-yard TD pass from QB Aaron Rodgers to WR Jordy Nelson...Also had two receptions for 16 yards (8.0 avg.) and a 39-yard kickoff return out to the Green Bay 44 midway through the third quarter.

►**Vs. Seattle (Dec. 11):** Started at RB and led the team with 41 rushing yards on nine carries (4.6 avg.)...Had a 17-yard run off right tackle in the first quarter, stiff-arming S Steven Terrell at the end of the run to pick up extra yardage...Posted his first career rushing score, fighting through a host of tacklers for a 1-yard TD in the second quarter...On the next series, came out of the backfield to catch a pass in the flat from Rodgers and take it 24 yards down the sideline on third-and-6 to set up WR Jordy Nelson's 9-yard TD grab on the next play.

►**At Chicago (Dec. 18):** Started at RB and registered career highs in every rushing category, racking up 162 yards and two TDs on just 16 carries (10.1 avg.), the best yardage output by a Packer since RB Samkon Gado rushed for 171 yards vs. Detroit on Dec. 11, 2005...Dating back to 1960, his average of 10.1 yards per carry is the third highest (min. 15 carries) by a Green Bay player, trailing only Ahman Green (10.9 avg. vs. Dallas on Oct. 24, 2004, and 10.9 vs. Denver on Dec. 28, 2003)...Rushed for 123 yards on nine carries (13.7 avg.) in the first half, the most by a Packer since Green's 133-yard first-half output vs. Detroit on Sept. 9, 2001...Picked up seven first downs on the ground, the most by a Packer on the season, and recorded four runs of 10-plus yards...Became the first Packer to rush for two TDs in a game since Eddie Lacy did so vs. Minnesota on

Oct. 2, 2014...On his first TD run, took a handoff from Rodgers around the right end and outran CB Tracy Porter to get to the end zone...Early in the second quarter, went off left tackle, first spinning off a tackle attempt by LB John Timu and then eluding a diving tackle attempt from S Adrian Amos as he took it down the left sideline for a 61-yard run to the Chicago 29...The run was the longest by a Packer since RB James Starks' 65-yard TD run vs. San Diego last season in Week 6...Helped set up his second TD with a 26-yard gain in the third quarter, taking the handoff to the left and eluding S Damontre Hurst and Timu in the backfield before cutting it back up the middle of the field down to the Chicago 2...Two plays later, ran through an arm tackle from DE Akiem Hicks for a 3-yard TD.

►**Vs. Minnesota (Dec. 24):** Started and posted 23 yards rushing on nine carries (2.6 avg.)...Added four receptions for 17 yards (4.3 avg.).

## **68 Kyle Murphy, T, Rookie, Stanford**

• Played in 54 games with 34 starts in four years at Stanford. Named third-team All-America by *Phil Steele's College Football* as a senior after serving as a team captain and starting all 14 games at left tackle.

• Started all 13 games at right tackle as a junior and was selected second-team All-Pacific-12 by *Phil Steele's College Football*.

• Played in 14 games with two starts in 2012, joining G Joshua Garnett as the first true freshmen offensive linemen to start at Stanford since 2000.

**2016 SEASON:** Has played in three games, dressed but did not play in another and has been inactive for the other 11 contests (healthy scratch).

►**At Atlanta (Oct. 30):** Was on the 46-man gameday roster for the first time in his career, but did not see any action.

►**At Washington (Nov. 20):** Made his NFL debut when he took over at RG for the final series of the game, seeing four snaps of action.

►**At Philadelphia (Nov. 28):** Played one snap on offense, coming in as an extra lineman for a play late in the fourth quarter.

►**Vs. Houston (Dec. 4):** Appeared on three offensive plays as an extra blocker, including a fourth-and-2 play in the second quarter that was converted with a RB Christine Michael 5-yard run.

## **87 Jordy Nelson, WR, 9th Year, Kansas State**

• One of just two players in franchise history (WR Sterling Sharpe, 1992-94) to register three straight seasons with 85-plus receptions (2013-14, 16).

• Is the only player in team annals to have three seasons with 13-plus TD receptions (2011, 2014, 2016).

• Ranks No. 3 in the league with 57 TD receptions since 2011 despite missing the entire 2015 season due to injury.

• Has caught 80-plus passes in each of his last three seasons, joining WR Donald Driver (four straight, 2004-07) and Sharpe (1992-94) as the only players to do so in team annals. Joins Sharpe (three straight, 1992-94) as the only Packers to record back-to-back 90-catch seasons.

• Ranks No. 4 in franchise history in receptions (491), No. 5 in receiving yards (7,300) and No. 3 in TD receptions (63) and 100-yard receiving games (25).

• Has registered four 1,000-yard receiving seasons, the fourth most in team annals (Driver, seven; James Lofton and Sharpe, five). His three consecutive 1,000-yard seasons rank tied for No. 2 in franchise history behind only Driver (six).

• Set a single-season franchise record with 1,519 receiving yards in 2014, topping WR Robert Brooks' mark of 1,497 yards in 1995, on the way to being selected to his first career Pro Bowl and earning second-team All-Pro honors from *The Associated Press*.

**2016 SEASON:** Has started all 15 games and leads the team with 91 receptions for 1,191 yards (13.1 avg.) and 14 TDs...Leads the league in TD catches, is tied for No. 5 in receptions and ranks No. 6 in receiving yards...Has posted a TD catch in 11 games this season, the most in the NFL, three more than any other player...Is tied for the league lead with three multi-receiving TD games...It also ties Sharpe (1992 and 1994) for the most games with a TD catch in a season in team annals...Leads the NFL in red-zone catches (18), red-zone receiving yards (111) and red-zone TD receptions (11), three more TDs than any other player in the league...The 11 red-zone TDs match the best mark by a Packer since STATS began recording red-zone TDs in 1991 (11 TDs by WR James Jones in 2012 and



Sharpe in 1994)...Has posted eight games with 90-plus receiving yards, the most in the NFL this season...Leads the team and is tied for No. 4 in the NFL with five 100-yard receiving games on the season...Has caught six-plus passes in nine games this season, matching his career high (2014)...Was named first alternate for the Pro Bowl.

►**At Jacksonville (Sept. 11):** After missing the entire 2015 season due to a knee injury, returned to the starting lineup and played 54 snaps, tying for the team lead with six catches for 32 yards (5.3 avg.) and a TD...The TD catch was the 50th of his career and came with just over three minutes remaining in the first half to give the Packers a 14-10 lead as he found an opening in the middle of the end zone...His 118-yard day brought his career total to 6,981 receiving yards as he moved past Boyd Dowler (6,918) for No. 5 in team history.

►**At Minnesota (Sept. 18):** Started and played 68 of 71 snaps, pacing the team with 73 yards receiving and a TD on five catches (14.6 avg.)...Caught a 1-yard TD pass from QB Aaron Rodgers in the first quarter, moving him into sole possession of the No. 6 spot in team history with 51 TD catches...It marked the third time in his career that he had caught at least one TD pass in both of the first two games (also 2011 and 2013)...Made a leaping 39-yard catch down to the Minnesota 4 early in the fourth quarter over CB Trae Waynes that helped set up Rodgers' 10-yard TD run three plays later...Also had a 21-yard grab in the second quarter, hauling in a quick pass over Waynes before taking it down the sideline to the Minnesota 48.

►**Vs. Detroit (Sept. 25):** Started and played 49 of 54 snaps, leading the team with six catches for 101 yards (16.8 avg.) and two TDs, with all of his receptions coming in the first half...It marked the third time in his career that he had posted 100-plus receiving yards in a first half (Weeks 10-11 in 2014)...Joined WR James Jones as the only Packers over the past 15 seasons (2002-16) to register at least one TD grab in each of the first three games of the season...On his first TD, an 8-yard grab late in the first quarter, came out of the slot and went to the middle of the end zone before moving to his right to find an opening for a scrambling Rodgers to get him the ball...Helped set up the score with a 49-yard catch, the longest reception by a Packer in the first three games, as he beat LB Thurston Armbrister over the middle to make a leaping grab in stride before taking it down the sideline to the Detroit 11...Late in the first half, beat CB Darius Slay down the right sideline to catch a perfectly thrown ball from Rodgers over his shoulder for the 17-yard score...His two TD catches gave him 53 for his career, moving him into a tie with WR Greg Jennings for the No. 5 spot in franchise history.

►**Vs. N.Y. Giants (Oct. 9):** Started and played 72 of 80 snaps, finishing with four receptions for 38 yards (9.5 avg.) and a TD with all four catches going for first downs...On Green Bay's opening drive, freed himself from the coverage of CB Eli Apple in the end zone to make a diving grab for a 2-yard TD, making him the first Packer to catch a TD pass in each of the team's first four games since WR Bill Schroeder in 2001.

►**Vs. Dallas (Oct. 16):** Started and played 64 of 70 snaps...Caught five passes for 68 yards (13.6 avg.), including a 25-yard reception midway through the fourth quarter to help set up a 6-yard TD pass from Rodgers to WR Randall Cobb two plays later...Beat CB Anthony Brown down the sideline on the play to make a leaping grab down to the Dallas 11.

►**Vs. Chicago (Oct. 20):** Started and played 83 of 87 snaps, finishing with one catch for 9 yards...Drew a 44-yard pass-interference penalty on S Adrian Amos on a deep ball down the middle of the field to the Chicago 20.

►**At Atlanta (Oct. 30):** Led the team with 94 yards receiving and a TD on four catches (23.5 avg.), highlighted by his season-long 58-yard reception in the first quarter...Came from the slot and got past S Keanu Neal to catch a perfectly placed ball from Rodgers near the Atlanta 30 before taking it down the sideline to the 7-yard line...Two plays later, found an opening between LB DeVondre Campbell and CB Brian Poole to catch a 5-yard TD pass over the middle.

►**Vs. Indianapolis (Nov. 6):** Led the team with seven receptions for a team-high 94 yards (13.4 avg.) and a TD...On the final play of the first quarter, made a leaping grab in the end zone to take the ball away from CB Darius Butler for a 26-yard TD on what was a free play with the Colts jumping offside...Five of his receptions went for first downs, a season high.

►**At Tennessee (Nov. 13):** Led the offense with a career-high 12

receptions for 126 yards (10.5 avg.) and a TD, the franchise-record sixth 10-catch game by a Packer on the season...Early in the second quarter, posted a 1-yard TD catch, Green Bay's first score of the day...Was matched up with CB Jason McCourty and made a sliding grab on the end zone on a slant.

►**At Washington (Nov. 20):** Caught three passes for 28 yards (9.3 avg.), highlighted by his 13-yard TD catch in the second quarter...On third-and-goal, was split out wide against CB Josh Norman and got past him to find an opening in the back of the end zone, where a scrambling Rodgers found him for the score...The TD grab was the 58th of his career as he moved past WR Antonio Freeman for sole possession of the No. 4 spot in team history for career TD catches.

►**At Philadelphia (Nov. 28):** Started and played 64 of 71 snaps, pacing the team with eight receptions for 91 yards (11.4 avg.), with five of the catches going for first downs...Had two key catches on Green Bay's game-clinching 17-play drive in the fourth quarter, the first a 22-yard pickup on third-and-12 when he found an opening in the defense in the middle of the field...Later in the drive, with the Packers facing a fourth-and-5, posted a 21-yard grab near the sideline in front of S Rodney McLeod.

►**Vs. Houston (Dec. 4):** Started and appeared on 55 of 58 offensive plays, leading the team with eight receptions for 118 yards (14.8 avg.) and a TD...Had three catches of 20-plus yards, with all of them coming in the fourth quarter, highlighted by his 32-yard TD grab early in the fourth quarter...Got past CB Charles James, who fell down on the play, to make a wide-open catch in the end zone for the go-ahead score...On the next possession, got past CB Robert Nelson to make a 21-yard catch on the sideline at the Green Bay 35, absorbing a big hit from S Corey Moore...Four plays later on third-and-6 from the 50, made a leaping 28-yard grab with CB Kareem Jackson draped all over him, helping to set up FB Aaron Ripkowski's 3-yard TD run two plays later.

►**Vs. Seattle (Dec. 11):** Started and played 55 of 59 snaps, posting a team-high six catches for 41 yards (6.8 avg.) and two TDs...The TD catches gave him 57 for his career from Rodgers as the duo tied the franchise record held by Brett Favre/Antonio Freeman for the most productive TD combination...On his first TD grab, came across the middle and found an opening near the 1-yard line as LB K.J. Wright slipped in coverage and struggled to regain his footing...In the third quarter, freed himself from S Kam Chancellor, coming back on the ball to make a 3-yard TD grab near the front corner of the end zone.

►**At Chicago (Dec. 18):** Started and played 60 of 61 snaps, leading the team with seven catches for 124 yards (17.7 avg.), highlighted by his 60-yard catch late in the game that set up Mason Crosby's 32-yard game-winning FG as time expired...On third-and-11 at the Green Bay 26, got inside on CB Cre'Von LeBlanc and beat him down the middle of the field as Rodgers lofted a pass that he hauled in at the Chicago 14 to set up Crosby's kick.

►**Vs. Minnesota (Dec. 24):** Started and played 56 of 59 snaps, hauling in nine passes for a season-high 154 yards (17.1 avg.) and two TDs...With the two TDs, joined Rodgers to become the most productive TD duo in team history as the tandem bested the mark set by Favre/Freeman (57)...The TDs brought his season total to 14 as he became the first player in team history to record 13-plus TD grabs in three different seasons...Also moved past Driver (61) for the No. 3 spot on the franchise receiving-TD list...His nine receptions gave him 491 for his career as he surpassed Hutson for the No. 4 spot in team annals...Also moved past Hutson (24) with his 25th 100-yard receiving game (now No. 3 in franchise history)...It marked his 10th career game with 100-plus receiving yards and two-plus receiving TDs, tying him with Freeman for No. 2 in team history behind Don Hutson (18)...Matched his career high with eight catches for first downs...In the first quarter, came out of the slot to find an opening near the Minnesota 13, catching the pass from Rodgers before making S Andrew Sendejo miss on his way to the end zone for a 21-yard TD...On the first play of the next series, created separation from CB Captain Munnerlyn, who fell down, to make wide-open catch by the sideline near midfield before cutting it down the middle for extra yardage on the 48-yard gain to the Minnesota 26...The catch helped set up Rodgers' 20-yard TD pass to Adams three plays later...Midway through the second quarter, came across the middle deep down the field to make a 33-yard grab to the Minnesota 9, setting up

his second TD of the game two plays later...With Rodgers finding time in the pocket, spun away from the grasp of LB Anthony Barr and then made another move to free himself in the end zone as he made a 2-yard TD catch.

#### **64 Mike Pennel, DT, 3rd Year, Colorado State-Pueblo**

- Played in all 16 games with five starts in 2015 and posted 35 tackles (22 solo), a sack, a forced fumble, three QB hits and four pressures.

- Made the team as a rookie free agent and played in 13 games in 2014. One of two undrafted rookie free agents to be on the Packers' 53-man roster for Week 1 (LB Jayrone Elliott).

**2016 SEASON:** Has played in eight games and has registered eight tackles (six solo), two tackles for a loss, a QB hit and a pass defended... Was on reserve/suspended for the first four games of the season and will be for Weeks 14-17.

►**Vs. Dallas (Oct. 16):** Played 13 snaps on defense in his season debut, recording two tackles (one solo), including a tackle for a loss when he stopped RB Ezekiel Elliott for a 3-yard loss on a fourth-quarter run.

►**Vs. Chicago (Oct. 20):** Appeared on 11 plays on defense, recording two tackles (both assisted) and a pass defended...Batted down a QB Matt Barkley pass intended for WR Alshon Jeffery over the middle early in the fourth quarter.

►**At Atlanta (Oct. 30):** Played 13 snaps on defense and posted an assisted tackle.

►**Vs. Indianapolis (Nov. 6):** Appeared on 17 defensive plays and recorded a QB hit.

►**At Tennessee (Nov. 13):** Played 19 snaps and registered an assisted tackle.

►**At Washington (Nov. 20):** Appeared on 11 plays on defense.

►**At Philadelphia (Nov. 28):** Played 11 snaps on defense and posted an assisted tackle.

►**Vs. Houston (Dec. 4):** Appeared on eight plays and registered a tackle for a loss...Made G Jeff Allen miss and got into the backfield to tackle RB Lamar Miller for a 4-yard loss on a third-quarter run.

#### **56 Julius Peppers, LB, 15th Year, North Carolina**

- Has been selected to the Pro Bowl nine times during his career, including last season (2004-06, 2008-12, 2015), and has been named first-team All-Pro by *The Associated Press* three times (2004, 2006, 2010). Was named to the NFL's All-Decade Team for the 2000s.

- Has played in 232 games with 225 starts as a pro, appearing in all 16 contests in 12 of his first 14 seasons in the NFL. Has missed just two games due to injury during his career.

- Is the only player in NFL history with 100-plus sacks (143.5) and 10-plus interceptions (11).

- Since entering the NFL in 2002, ranks No. 1 in the league in sacks (143.5) and tied for No. 2 in forced fumbles (47). His career sack total ranks No. 5 in NFL history (since 1982), with all four players ahead of him (Bruce Smith, Reggie White, Kevin Greene, Chris Doleman) in the Pro Football Hall of Fame.

**2016 SEASON:** Has played in all 15 games with 10 starts and ranks No. 2 on the team with 7.5 sacks...Has posted 30 tackles (22 solo), nine tackles for a loss (tied for No. 2 on the team), two forced fumbles, 11 QB hits (No. 5 on the team) and 13 pressures (No. 4 on the team).

►**At Jacksonville (Sept. 11):** Played 29 snaps and posted an assisted tackle.

►**At Minnesota (Sept. 18):** Led the team with 1.5 sacks, moving into a tie for No. 7 in NFL history with Dent and Randle (137.5 sacks)...Midway through the second quarter, fought off a block from T Andre Smith to bring down QB Sam Bradford for a 7-yard sack and force a three-and-out... Shared a 9-yard sack with LB Nick Perry on a third-and-11 in the fourth quarter, knocking back Smith on his way to the 9-yard sack of Bradford.

►**Vs. Detroit (Sept. 25):** Started at LOLB with LB Clay Matthews sidelined (ankle/hamstring) and appeared on 32 plays...Posted two tackles (one solo) and a QB pressure.

►**Vs. N.Y. Giants (Oct. 9):** Appeared on 23 defensive plays and recorded a solo tackle, a pressure and a pass defended...Walked back G John Jerry late in the third quarter and batted down a QB Eli Manning pass.

►**Vs. Dallas (Oct. 16):** Started at LOLB and played 32 snaps, record-

ing a turnover play late in the first quarter with a strip-sack of QB Dak Prescott...Beat RT Doug Free on the play to get to Prescott, hitting his arm to force the fumble that was caught in the air by LB Joe Thomas at the Green Bay 24 and returned 6 yards...Finished with two tackles (one solo) and two QB pressures.

►**Vs. Chicago (Oct. 20):** Played 18 snaps and registered two QB hits and a pass defended...Got a piece of QB Brian Hoyer's pass intended for WR Alshon Jeffery in the first quarter.

►**At Atlanta (Oct. 30):** Started at LOLB with Matthews sidelined (hamstring) and appeared on 46 snaps...Fought off a block from G Chris Chester and sacked QB Matt Ryan as he stepped up in the pocket, bringing him down for a 2-yard loss on third down to force an Atlanta punt...The sack brought his career sack total to 139.5 as he moved into a tie with DE Jason Taylor for the No. 6 spot in NFL history.

►**Vs. Indianapolis (Nov. 6):** Started for the second straight week, opening at ROLB with Matthews sidelined again...Played 50 snaps and posted two tackles (both solo), three QB pressures and one QB hit.

►**At Tennessee (Nov. 13):** Started at ROLB in place of Matthews (hamstring), appearing on 19 defensive plays and posting a QB pressure.

►**At Washington (Nov. 20):** Played 28 snaps and registered two tackles, with both going for a loss...Early in the third quarter, blew by T Morgan Moses on third down to get to QB Kirk Cousins for a 4-yard sack to force the Redskins to settle for a FG...The sack gave him 140.5 for his career as he moved past Taylor for sole possession of the No. 6 spot in NFL history...Midway through the second quarter, made a leaping deflection of a Cousins screen pass intended for RB Chris Thompson on third down to force a Washington punt.

►**At Philadelphia (Nov. 28):** Started at LOLB and played 43 snaps, recording two tackles (both solo), a sack and a QB hit...Late in the fourth quarter, blew past T Allen Barbre to bring down QB Carson Wentz for an 8-yard sack, giving him 141.5 sacks for his career as he moved into a tie with DE Michael Strahan for No. 5 in NFL history...In the second quarter, tossed aside G Stefen Wisniewski to deliver a hit on Wentz and force an incomplete pass that was intended for RB Darren Sproles.

►**Vs. Houston (Dec. 4):** Started at LOLB and played a season-high 58 snaps, finishing with a season-best seven tackles (five solo), a sack, a QB pressure and a QB hit...Late in the first half, shed a block from G Jeff Allen and chased down QB Brock Osweiler for a 10-yard loss, giving him 142.5 career sacks as he moved past DE Michael Strahan (141.5) for No. 5 in league history.

►**Vs. Seattle (Dec. 11):** Started at ROLB and played 53 snaps, finishing with three tackles (one solo) and a QB pressure.

►**At Chicago (Dec. 18):** Started at ROLB and appeared on 52 plays, recording four tackles (three solo), a sack, a forced fumble and a fumble recovery...On the first play from scrimmage in the second half, beat LT Charles Leno Jr. off the edge and knocked the ball out from QB Matt Barkley's hand, a strip-sack that he recovered at the Chicago 17.

►**Vs. Minnesota (Dec. 24):** Started at ROLB and played 42 snaps, finishing with a solo tackle, a QB hit and a QB pressure.

#### **53 Nick Perry, LB, 5th Year, Southern California**

- Tied the franchise record for sacks in a single postseason (LB Clay Matthews, 2010) with 3½ in the 2015 playoffs. His six career postseason sacks rank No. 3 in franchise history behind Matthews (10) and Reggie White (eight), and are the most in team history (since 1982) by a player in his first five games with Green Bay.

- Has posted at least one sack in four of his five career playoff games.

- Has registered at least one two-sack game each of the last four seasons (2013-2016), the only player on the Packers to do so over that span.

**2016 SEASON:** Has played in 13 games with two starts and leads the team with a career-high 10 sacks (tied for No. 10 in the NFL)...Is tied for No. 5 on the defense with 59 tackles (42 solo) and leads the team in tackles for a loss (14) and QB pressures (16)...Is tied for No. 3 on the team in QB hits (13)...Also has an interception and four passes defended...Part of a run defense that ranks No. 9 in the league in rushing yards allowed per game (95.9) and No. 7 in runs of 10-plus yards allowed (35).

►**At Jacksonville (Sept. 11):** Started at ROLB and played 52 snaps, finishing with three tackles (all solo), a sack, a team-high four QB pres-

tures and a team-leading four QB hits...With the Packers leading 27-20 in the fourth quarter, brought down QB Blake Bortles for a 2-yard sack on third-and-11 with just over six minutes remaining to force the Jaguars to settle for a 50-yard FG from K Jason Myers...Dating back to the 2015 postseason, has posted 4½ sacks in the last three games...Added a tackle for a loss early in the fourth quarter, stopping RB T.J. Yeldon for a 2-yard loss on a run up the middle.

► **At Minnesota (Sept. 18):** Started at LOLB and appeared on 49 of 58 plays, recording five tackles (one solo), a half-sack, three pressures and two QB hits...Shared a 9-yard sack with LB Julius Peppers on a third-and-11 in the fourth quarter, knocking back T Matt Kalil on his way to the 9-yard sack of QB Sam Bradford.

► **Vs. Detroit (Sept. 25):** Started at ROLB and matched his career high with two sacks, the fourth straight season that he has posted a two-sack game (only Green Bay player to do so since 2013)...Both of his sacks came in the fourth quarter, the first on a third-and-6 at the Green Bay 24 when he beat LT Taylor Decker to bring down QB Matthew Stafford for an 8-yard loss as the Lions were forced to settle for a FG...Chased down Stafford on the next series for a zero-yard sack on a third-and-19 to force a Detroit punt...Brought down RB Theo Riddick for a 6-yard loss on a first-quarter run...Two plays later, tackled Riddick again for a 3-yard loss on another run...Late in the first quarter, batted down a QB Matthew Stafford pass near the line of scrimmage...Finished with nine tackles (eight solo), matching his career high set vs. San Francisco (Sept. 9, 2012), and added a QB hit and a pressure.

► **Vs. N.Y. Giants (Oct. 9):** Started at LOLB and registered a sack, marking his fourth straight game with at least a half-sack, the first time in his career that he had accomplished that feat...Midway through the third quarter, blew by LT Ereck Flowers and drilled QB Eli Manning for a 6-yard loss...Finished with four tackles (three solo), three pressures and three QB hits.

► **Vs. Dallas (Oct. 16):** Started at ROLB and played 49 snaps, recording five tackles (four solo).

► **Vs. Chicago (Oct. 20):** Started at LOLB and played 35 snaps, finishing with six tackles (five solo), a sack, two pressures and the first interception of his career...Midway through the third quarter, chased down QB Matt Barkley and tripped him up for a 10-yard sack...On Chicago's final offensive play, made an over-the-shoulder interception of a Barkley pass that was affected by a hit from DE/LB Datone Jones...Became the first Green Bay LB to register a sack and an interception in the same game since LB Clay Matthews did so at the N.Y. Giants on Dec. 4, 2011.

► **At Atlanta (Oct. 30):** Started at ROLB and played 50 snaps, finishing with three tackles (one solo) and a pass defended...Deflected a QB Matt Ryan pass at the line on Atlanta's opening drive.

► **Vs. Indianapolis (Nov. 6):** Started at LOLB and played 50 snaps, finishing with three tackles (all assisted), a half-sack and three QB pressures...Fought off a block from T Anthony Castonzo to register a shared sack of QB Andrew Luck with S Ha Ha Clinton-Dix for a 6-yard loss on a third down in the second quarter.

► **At Tennessee (Nov. 13):** Started at LOLB and played 39 snaps, posting five tackles (four solo) and a team-high two QB hits.

► **At Washington (Nov. 20):** Started at LOLB and appeared on 54 plays, finishing with six tackles (four solo), a sack and a QB hit...On the Redskins' opening drive, fought off a block from T Morgan Moses to bring down QB Kirk Cousins for an 8-yard sack on third down to force a Washington punt.

► **At Philadelphia (Nov. 28):** Started at ROLB and played 53 snaps, recording four tackles (all solo), a sack and a pass defended...Midway through the third quarter, got a hand up to deflect QB Carson Wentz's pass intended for WR Dorial Green-Beckham on third down, forcing the Eagles to settle for a FG...Late in the fourth quarter, shed a block from T Jason Peters to get to QB Carson Wentz for an 11-yard sack.

► **Vs. Houston (Dec. 4):** Started at ROLB, but injured his hand on the opening drive...Later returned to the game with a club cast, but was limited to 12 snaps on the afternoon, finishing with four tackles (three solo).

► **Vs. Seattle (Dec. 11):** Inactive (hand).

► **At Chicago (Dec. 18):** Inactive (hand).

► **Vs. Minnesota (Dec. 24):** Playing with a club cast on his injured hand, appeared on 34 snaps and led the team with two sacks, his second

two-sack game of the season as he hit the double-digit sack mark on the season for the first time in his career...Late in the fourth quarter, fought off a block from T Jeremiah Sirles to bring down QB Sam Bradford for a 4-yard loss...On the next series, closed the game out with an 11-yard sack, blowing by T T.J. Clemmings to get to Bradford...It was the fifth two-sack game of his career and his second one against Minnesota (Week 5 in 2014).

### **23 Damarious Randall, CB, 2nd Year, Arizona State**

• Played in 15 games with nine starts (six at LCB, two at RCB, one in the slot) in 2015 and tied for the team lead and No. 2 among NFL rookies with three interceptions, including one he returned for a TD. Finished with a team-best 16 passes defended.

• Named the NFL's Defensive Rookie of the Month for November 2015, joining CB Casey Hayward (October 2012) as the only Green Bay defensive backs to win the award.

• Earned first-team All-Pacific-12 honors at safety as a senior in 2014 after he led the Sun Devils in tackles (106) and passes defended (12) and tied for the team lead with three interceptions.

**2016 SEASON:** Has played in nine games with eight starts at LCB and has recorded 31 tackles (26 solo), three interceptions (No. 2 on the team) and nine passes defended...Ranks No. 10 in the league with 91 return yards on his INTs...Has added two tackles on special teams...Was sidelined for six games (Weeks 5 and 7-11) due to a groin injury.

► **At Jacksonville (Sept. 11):** Started at LCB and posted eight tackles (six solo) and two passes defended (tied for the team lead)...Made the initial hit of WR Allen Hurns on fourth-and-1 with 23 seconds remaining as a group of Packers brought Hurns down for a 1-yard loss to secure the 27-23 victory for Green Bay...Added a tackle on special teams, running down RB Corey Grant at the Jacksonville 31 on a kickoff return early in the fourth quarter that could have gone for a bigger gain.

► **At Minnesota (Sept. 18):** Started at LCB and played all 58 snaps, joining S Ha Ha Clinton-Dix as the only Green Bay defensive players to do so...Posted five tackles on defense (three solo) and added a stop on special teams, wrapping up WR Cordarrelle Patterson at the Minnesota 44 on a fourth-quarter kickoff return.

► **Vs. Detroit (Sept. 25):** Started at LCB and played 57 of 68 snaps, missing some time due to illness...Early in the second quarter, perfectly timed it to get his hands in as TE Eric Ebron was attempting to make a catch at the Green Bay 31, ripping the ball out from Ebron and returning the interception 44 yards to the Detroit 25, a career-long INT return...Added two tackles (both solo).

► **Vs. N.Y. Giants (Oct. 9):** Inactive (groin).

► **Vs. Dallas (Oct. 16):** Started at LCB and played 18 snaps, but reinjured his groin making a tackle of WR Terrance Williams early in the second quarter and did not return...Posted two tackles (both solo).

► **Vs. Chicago (Oct. 20):** Inactive (groin).

► **At Atlanta (Oct. 30):** Inactive (groin).

► **Vs. Indianapolis (Nov. 6):** Inactive (groin).

► **At Tennessee (Nov. 13):** Inactive (groin).

► **At Washington (Nov. 20):** Inactive (groin).

► **At Philadelphia (Nov. 28):** Returned to action, starting at LCB and playing 57 of 59 snaps...Was tied for second on the team with six tackles (five solo) and added a pass defended...Broke up a pass from QB Carson Wentz over the middle intended for WR Bryce Treggs on a third down in the fourth quarter, forcing the Eagles to punt.

► **Vs. Houston (Dec. 4):** Started at LCB and played 48 snaps, finishing with an assisted tackle.

► **Vs. Seattle (Dec. 11):** Started at LCB and played 61 snaps, posting a career-high two INTs along with five tackles (four solo)...Late in the first quarter, tackled WR Doug Baldwin a yard short of the marker on third-and-7 as the Seahawks were forced to punt...Late in the first half, came across the field to intercept a deep pass from QB Russell Wilson intended for Baldwin near the goal line, returning the pick 21 yards to the Green Bay 21...Made another interception when the ball went off of Baldwin's hands near the sideline midway through the third quarter, an INT that he returned 26 yards to the Seattle 32.

► **At Chicago (Dec. 18):** Started at LCB and played 42 snaps, posting



two solo tackles and a pass defended...In the third quarter, broke up a pass from QB Matt Barkley to WR Cameron Meredith.

►**Vs. Minnesota (Dec. 24):** Played 62 snaps and registered three tackles (all solo) and two passes defended...Late in the third quarter, ran stride-for-stride with WR Cordarrelle Patterson on a deep pass down the sideline, making a leaping breakup of QB Sam Bradford's pass to force a Minnesota punt...Early in the fourth quarter, got his left hand in to break up a slant from Bradford to WR Charles Johnson.

### **99 Christian Ringo, DT, 1st Year, Louisiana-Lafayette**

• Originally drafted by the Packers as their second selection in the sixth round (210th overall) of the 2015 NFL Draft. Was on Green Bay's practice squad for the entire 2015 season.

• Started all 13 games as a senior in 2014, anchoring a defensive line that helped the Ragin' Cajuns lead the Sun Belt in rushing defense while ranking third in sacks.

• Was named the state's Defensive Player of the Year by the Louisiana Sports Writers Association after ranking seventh in the nation in tackles for loss (20) and 12th in the country in sacks (11½). His 11½ sacks tied the school single-season record and he also finished tied for No. 1 in school history with 21.0 career sacks.

**2016 SEASON:** Has played in eight games and has posted seven tackles (three solo), a forced fumble and two QB pressures...Has been inactive for the other seven contests (Weeks 5-6 and 9-13, healthy scratch).

►**At Jacksonville (Sept. 11):** Played 12 snaps on defense in his NFL debut and posted a solo tackle, stopping RB T.J. Yeldon for a 1-yard loss on a run up the middle in the second quarter.

►**At Minnesota (Sept. 18):** Appeared on six plays on defense.

►**Vs. Detroit (Sept. 25):** Saw his most significant action on defense to date with DT Letroy Guion (knee) sidelined, appearing on 24 snaps and posting a career-high three tackles (all assists)...Helped limit the Lions to just 50 yards rushing on 23 carries (2.2 avg.) with a long run of 9 yards.

►**Vs. Chicago (Oct. 20):** Played nine snaps on defense.

►**At Atlanta (Oct. 30):** Appeared on four plays on defense.

►**Vs. Seattle (Dec. 11):** Played 11 snaps on defense, matching his career high with three tackles (two solo) along with a forced fumble and a QB pressure...On a fourth-and-3 early in the fourth quarter, came onto the field late, using the running start he had to knock back G Mark Glowinski as he helped collapse the pocket on QB Russell Wilson's pass that sailed out of bounds and gave Green Bay possession...With just over a minute remaining, posted his first career forced fumble, slapping the ball out with his right hand as RB Alex Collins came through a hole in the middle, a fumble that was recovered by S Kentrell Brice at the Green Bay 27.

►**At Chicago (Dec. 18):** Appeared on three plays on defense.

►**Vs. Minnesota (Dec. 24):** Played six snaps on defense and posted a QB pressure.

### **22 Aaron Ripkowski, FB, 2nd Year, Oklahoma**

• Played in 15 games as a rookie last season, seeing action primarily on special teams, and posted nine tackles (tied for No. 4 on the team).

• Was tied with CB Damarious Randall (15) for the most games played by a Green Bay rookie in 2015.

• Began his career at Oklahoma as a walk-on and went on to play in 47 games with 17 starts in four seasons.

**2016 SEASON:** Has played in all 15 games with six starts, seeing time on offense and special teams...Has 25 carries for 89 yards (3.6 avg.) and two TDs and seven catches for 31 yards (4.4 avg.)...Has three tackles on special teams...Was named an alternate for the Pro Bowl.

►**At Jacksonville (Sept. 11):** Played 18 snaps on special teams, tied for the team lead, and eight snaps on offense.

►**At Minnesota (Sept. 18):** Appeared on 19 plays on special teams and two on offense.

►**Vs. Detroit (Sept. 25):** Started his first career game and seemed to be in position for the most significant offensive action of his career, but was limited to just 11 snaps before departing in the second quarter due to a back injury...Was the lead blocker on RB Eddie Lacy's game-long 25-yard run in the second quarter, sealing LB Kyle Van Noy to create a running lane up the middle.

►**Vs. N.Y. Giants (Oct. 9):** Saw the most significant action of his career to that point, appearing on 25 plays and posting a career-high 17 yards rushing on two carries (8.5 avg.)...Had a career-best 13-yard run midway through the fourth quarter as he dragged a host of defenders on a run up the middle to the New York 10, helping to set up a 25-yard Mason Crosby FG that put Green Bay up, 23-9...Helped clear the way for Lacy's 81 yards rushing on just 11 carries (7.4 avg.), part of a 147-yard rushing effort by the offense, a season high.

►**Vs. Dallas (Oct. 16):** Started and played 18 snaps on offense, carrying the ball once for no gain while adding a 2-yard catch...Also appeared on 14 plays on special teams.

►**Vs. Chicago (Oct. 20):** Played 22 snaps on offense and had three carries for 8 yards (2.7 avg.)...Also had an 8-yard reception.

►**At Atlanta (Oct. 30):** Appeared on a career-high 32 snaps and registered a career-best six carries for a career-high 34 yards (5.7 avg.)...Had a 12-yard carry early in the third quarter, taking the handoff up the middle and charging forward against a group of tacklers at the end of the run for extra yardage.

►**Vs. Indianapolis (Nov. 6):** Rushed for 4 yards on two carries (2.0 avg.) and had a 3-yard reception.

►**At Tennessee (Nov. 13):** Played 20 snaps on special teams.

►**At Washington (Nov. 20):** Had two carries for 9 yards (4.5 avg.) in 14 snaps of action on offense...With the Packers backed up at their own 2-yard line on the first possession of the second half, had a 7-yard run up the middle to give the offense some room...Also played 18 snaps on special teams and registered a tackle.

►**At Philadelphia (Nov. 28):** Started and played 25 snaps, carrying the ball three times for 1 yard and a TD and catching a career-high two passes for 15 yards (7.5 avg.)...Scored the first TD of his career when he scored on a 1-yard run up the middle early in the fourth quarter that put the Packers ahead, 24-13...Added a tackle on special teams.

►**Vs. Houston (Dec. 4):** Played 24 snaps, rushing for 14 yards and a TD on three carries (4.7 avg.) along with a 4-yard reception...Broke a tackle from LB Max Bullough and charged into the end zone for a 3-yard score with 4:11 remaining in the game, his second straight game with a TD as he gave Green Bay a 21-7 lead...Added a tackle on special teams.

►**Vs. Seattle (Dec. 11):** Appeared on 24 plays, rushing three times for 2 yards (0.7 avg.).

►**At Chicago (Dec. 18):** Played 11 snaps on offense and 16 on special teams.

►**Vs. Minnesota (Dec. 24):** Appeared on 14 plays on offense and 19 on special teams.

### **12 Aaron Rodgers, QB, 12th Year, California**

• Ranks No. 1 in NFL history (min. 1,500 attempts) in career passer rating (104.0), interception percentage (1.56) and TD/INT ratio (4.07, 293/72).

• Has posted five seasons (2009, 2011-12, 2014-15) with 500-plus passing attempts and eight or fewer INTs, the most in NFL history ahead of Patriots QB Tom Brady (three seasons) and several others (one season each).

• Has registered six 4,000-yard passing seasons in his career, the most in team history. His four seasons with 35-plus TD passes are also a franchise record.

• Was named the league's Most Valuable Player by *The Associated Press* in 2014 for the second time in his career (2011), becoming the eighth player in league history to win the honor multiple times.

• Is the only quarterback in league history to record a 100-plus passer rating in six consecutive seasons (2009-14), with no other QB doing so in more than four straight years.

• Is one of only four quarterbacks in NFL annals with 35,000-plus passing yards and 2,500-plus rushing yards (Fran Tarkenton, John Elway, Donovan McNabb).

• Has posted 10-plus games with zero INTs (min. 15 att.) three times in his career (2009, 2014, 2016). The only other QB in franchise history to have 10-plus zero-INT games in a season was Bart Starr in 1964.

• In 134 career regular-season starts (89-45 record), has posted 48 games with 300-plus passing yards, 79 without an interception (min. 15 attempts) and 73 with a 100-plus passer rating. Has posted 30 career games with

300-plus passing yards, no INTs and a 100-plus rating, No. 4 in NFL history behind Drew Brees (44), Brady (34) and Peyton Manning (33).

- Has been selected to the Pro Bowl in six of the last eight seasons (2009, 2011-12, 2014-16).

**2016 SEASON:** Has completed 374 of 571 passes (65.5 percent) for 4,128 yards and 36 TDs with seven INTs for a 102.7 passer rating...Ranks No. 1 in the league in TD passes, No. 2 in TD percentage (6.3), No. 5 in passer rating, No. 4 in passing yards and No. 3 in TD/INT ratio (5.14)...Was selected to the Pro Bowl for the third straight season and the sixth time in his career...Has posted a league-best six games with three-plus passing TDs and no INTs this season, the second most in a season in team history behind only his eight games in 2014...Has three games with four-plus TD passes and no INTs (tied with Brees for the league lead), tied for the most in franchise history with his own mark in 2011 and Favre's total in 1995...Ranks No. 1 in the NFL in games with multiple passing TDs and no INTs with nine, also the second most in franchise history behind his mark of 11 in 2014...Has a league-high 27 TD passes in the red zone...Ranks No. 2 in the NFL with a third-down passer rating of 116.0, completing 95 of 144 passes for 1,336 yards and 15 TDs...Has rushed for 327 yards and a team-leading four TDs on 57 carries (5.7 avg.), ranking No. 6 in the NFL among QBs in rushing yards and No. 5 in yards per carry (min. 30 att.)...Is tied for No. 4 among QBs in rushing TDs and ranks No. 4 in rushing first downs (22)...Has posted six games with 25-plus rushing yards, one shy of his career high (seven) set in 2015.

►**At Jacksonville (Sept. 11):** Threw for 199 yards and two TDs on 20-of-34 passing for a 95.1 passer rating...Added a 6-yard rushing TD on Green Bay's opening possession, giving him 11 games with two-plus passing TDs and one-plus rushing TDs since 2008, second most over that span behind only Panthers QB Cam Newton...His TD passes came on back-to-back drives late in the first half...Connected with WR Jordy Nelson for a 6-yard TD pass with just over three minutes remaining in the first half, buying time in the pocket before moving to his right to find Nelson in the middle of the end zone...With CB Jalen Ramsey attempting to pull him down by the back of his jersey, threw a perfectly placed 29-yard TD pass to WR Davante Adams over CB Davon House in the end zone with 13 seconds remaining in the half.

►**At Minnesota (Sept. 18):** Connected on 20 of 36 passes for 213 yards and a TD with one INT (70.7 passer rating)...Rushed for 29 yards on three carries (9.7 avg.), highlighted by a 10-yard TD run up the middle early in the fourth quarter...It marked just the third time in his career (Weeks 9-10, 2009; Weeks 2-3, 2010) that he had posted a rushing TD in back-to-back games.

►**Vs. Detroit (Sept. 25):** Posted a season-high 129.3 passer rating, connecting on 15 of 24 passes for 205 yards and four TDs with no INTs, with all four of the TD passes coming in the first half...It marked just the second time in his career that he had thrown four-plus TD passes in a first half (six vs. Chicago, Nov. 9, 2014)...His 24 passing attempts were the fewest in his career in a game that he threw four-plus TD passes...Threw two TD passes to Nelson, including a perfectly placed 17-yard pass over Nelson's shoulder late in the first half to put Green Bay up, 31-3...With just under 3:30 remaining and the Packers leading 34-27, scrambled to pick up 11 yards on a third-and-8 that helped seal the win...Finished with 22 yards rushing on five carries (4.4 avg.).

►**Vs. N.Y. Giants (Oct. 9):** Threw for 259 yards and two TDs with two INTs on 23-of-45 passing for a 65.0 passer rating...Threw a 2-yard TD pass to Nelson on the opening drive, his 50th to Nelson in the regular season, the second-most prolific combo in franchise history behind only QB Brett Favre and WR Antonio Freeman (57)...On Green Bay's opening drive, had a key 11-yard run to the Giants' 6 on third-and-10, bouncing around the pocket before taking it down the left sideline for the first down that set up his TD pass to Nelson just two plays later...Midway through the second quarter, perfectly placed a ball over the shoulder of Adams down the right sideline with CB Michael Hunter covering him for a 29-yard score.

►**Vs. Dallas (Oct. 16):** Completed a season-high 31 passes on 42 attempts for a season-best 294 yards and a TD with one INT for a 90.8 passer rating...Completed passes to nine different players, a season high.

►**Vs. Chicago (Oct. 20):** Set a single-game franchise record with 39 completions, eclipsing the previous high of 36 by Favre at Chicago on Dec.

5, 1993...Posted a season-high 326 passing yards on 39-of-56 passing with three TDs and no INTs for a 102.2 rating, with all three TD passes coming in the second half...Completed 10-plus passes to three different receivers (Adams, 13; Randall Cobb, 11; Ty Montgomery, 10), becoming just the second QB in NFL history (Patriots QB Drew Bledsoe, Nov. 13, 1994) to accomplish that feat in a regular-season game...Posted a 127.9 passer rating on third down, completing 10 of 13 passes for 69 yards and two TDs.

►**At Atlanta (Oct. 30):** Threw for 246 yards and four TDs with no INTs on 28-of-38 passing for a 125.5 passer rating...It marked his 18th career game with four-plus TD passes as he moved past Johnny Unitas (17) for No. 6 on the all-time list...All four of his TD passes came to different players, with three of the players (WRs Jeff Janis, Trevor Davis and Geronimo Allison) recording the first regular-season TD catches of their career...Connected with Nelson on a season-long 58-yard pass on Green Bay's opening drive, hitting him perfectly in stride as Nelson took it down the sideline to the Atlanta 7...Posted a career-high 60 rushing yards on just six carries (10.0 avg.), including a 23-yard scamper down the sideline at the end of the first half out to the Green Bay 48 to help set up K Mason Crosby's 29-yard FG as time expired...Dating back to 1960, his rushing total was the second-best mark by a Green Bay QB behind only Don Majkowski's 88-yard outing at Detroit on Sept. 30, 1990...Tied his career high with three runs of 10-plus yards (23, 13, 11)...Joined Panthers QB Cam Newton (Dec. 20, 2015, at N.Y. Giants) as the only QBs over the past four seasons (2013-16) to register four-plus passing TDs and 60-plus rushing yards in a game.

►**Vs. Indianapolis (Nov. 6):** Completed 26 of 43 passes for 297 yards and three TDs with one INT for a 94.8 passer rating...It marked his 50th career regular-season game with three-plus TD passes...Was his third straight game with three-plus TD passes, the only NFL quarterback to accomplish that feat in 2016...Drew the Colts offside on the final play of the first quarter on a third down and found Nelson for a 26-yard jump-ball TD in the end zone...Rushed for 43 yards on six carries (7.2 avg.), the first time in his career that he had posted 40-plus rushing yards in back-to-back games...Had a 21-yard run down the right sideline late in the fourth quarter to the Indianapolis 16 that helped set up his TD pass to Cobb, giving him a 20-yard run in back-to-back games for the first time in his career.

►**At Tennessee (Nov. 13):** Threw for a season-high 371 yards and two TDs with two INTs on 31-of-51 passing...Had three completions of 35-plus yards, with all three going to Adams (46, 38, 35)...His 35-yard completion down the left sideline to Adams in the third quarter came on fourth-and-5, tying the third-longest completion of his career on fourth down, and set up his own TD run two plays later...Rushed for 27 yards on three carries (9.0 avg.), highlighted by a 20-yard TD run up the middle, the second-longest TD run of his career...It marked his third straight game with a run of 20-plus yards, the first Green Bay QB to do so since Tobin Rote in 1955.

►**At Washington (Nov. 20):** Connected on 26 of 41 passes for 351 yards and three TDs with no INTs for a 115.0 passer rating, his fourth game this season with three-plus passing TDs and no INTs...It marked just the third time in his career (2009, 2011) that he posted back-to-back 350-yard passing games...Averaged 8.56 yards per attempt, a season high...Posted a season-high five completions of 25-plus yards, connecting with TE Jared Cook (47 and 29), Cobb (47) and Adams (37), and RB James Starks (31-yard TD)...Recorded a 151.4 passer rating on third down, completing 9 of 13 attempts for 195 yards and two TDs...The 195 yards passing on third down was the second-highest output of his career behind only his 217 yards at Pittsburgh on Dec. 20, 2009...Went over the 35,000-yard passing mark for his career, reaching it on his 4,446th attempt, the second fastest in NFL history behind only Unitas (4,388 attempts)...Rushed for 33 yards on three carries (11.0 avg.), including a 17-yard scamper to the Washington 6 late in the second quarter that helped set up a 36-yard Mason Crosby FG.

►**At Philadelphia (Nov. 28):** Completed 30 of 39 passes for 313 yards and two TDs with no INTs for a 116.7 passer rating, his first game this season with 30-plus completions and a completion percentage of 75 percent or higher...Posted 300-plus passing yards for the third straight game, tied for the second-longest single-season streak of his career behind only a four-game streak in 2011...Helped the offense convert 10 of 14 third

downs, a 71.4 percentage that is the best in the NFL this season and the second-best mark posted by Green Bay under Head Coach Mike McCarthy (13 of 18, 72.2 percent, at Minnesota, Oct. 27, 2013)...Both of his TD passes went to Adams, with the second one a perfectly placed 20-yarder in a tight window that Adams caught in the back of the end zone with CB Nolan Carroll in tight coverage...Completed 9 of 10 passes on third down for 94 yards (105.8 rating)...Also rushed for 26 yards on six carries (4.3 avg.), with three of the runs picking up first downs.

►**Vs. Houston (Dec. 4):** Playing with an injured hamstring, completed 20 of 30 passes for 209 yards and two TDs with no INTs for a 108.9 passer rating, his third straight game with a 100-plus rating...It marked his seventh straight game with two-plus TD passes, tied for the second-longest streak of his career (2012) behind only a 13-game streak in 2011...It also marked his third straight game without an INT...Rolled out to his right and threw across his body to find Cobb in the end zone for a 9-yard TD pass in the second quarter...Led the offense on a 12-play, 98-yard TD drive in the fourth quarter that was capped off with his 32-yard TD pass to a wide-open Nelson in the end zone...The drive was the longest by the Packers since a 99-yarder at Cleveland on Oct. 25, 2009...Later in the quarter, led the offense on an eight-play, 89-yard drive that put the Packers up 21-7...Also had three carries for 16 yards (5.3 avg.), including a key 11-yard scramble early in the fourth quarter on Green Bay's go-ahead drive.

►**Vs. Seattle (Dec. 11):** Completed 18 of 23 passes for 246 yards and three TDs with no INTs for a 150.8 passer rating, the fourth-highest single-game passer rating in his career (min. 15 att.) and his fourth straight game with a 100-plus rating...On the third play from scrimmage, rolled to his right and found Adams deep down the right sideline for a 66-yard TD, his longest completion of the season...Has now thrown at least one TD pass of 65-plus yards in all nine of his seasons as the starter (2008-16), joining Brees as the only NFL quarterbacks to do so over that span...Connected with Nelson on two TD passes (9 and 3 yards), with the second one moving the duo into a tie with Favre/Antonio Freeman for the most productive TD combination in franchise history...Earned NFC Offensive Player of the Week honors for his performance, the 14th time he has won the award in his career as he extended his franchise record...Ranks No. 1 in the NFL with 14 Player of the Week awards since 2010.

►**At Chicago (Dec. 18):** Despite limited mobility due to a calf injury, completed 19 of 31 passes for 252 yards with no INTs for an 87.0 passer rating...It marked his fifth straight game without an INT, bringing his streak of attempts without an INT to 168 passes, the longest current streak in the league...Posted his fifth straight game without an INT, one shy of his career high (Weeks 2-7, 2014) that is also tied with Starr for the franchise record...With the game tied at 27 late in the fourth quarter, faced a third-and-11 at the Green Bay 26...Dropped back in the pocket and moved slightly to his left before heaving a deep ball to Nelson down the middle of the field that he hauled in at the Chicago 14 for a 60-yard gain...With no timeouts left, spiked the ball on the next play to stop the block and set up Mason Crosby's 32-yard game-winning FG as time expired...Added 19 yards rushing on three carries (6.3 avg.).

►**Vs. Minnesota (Dec. 24):** Threw for 347 yards and four TDs with no INTs on 28-of-38 passing for a 136.6 rating...Did not throw an interception for the sixth straight game, matching the franchise record (min. 15 att.) set by him in 2014 and 2014-15 and Starr in 1964...Brought his streak of attempts without an INT to 206, the third-best streak in team annals behind Starr's in 1964-65 (294) and his own of 212 in 2014...Threw two TD passes to Nelson as the duo set the franchise record for the most productive TD combination in franchise history (59), surpassing Favre and Freeman's mark of 57...Completed 8 of 9 passes for 79 yards and three TDs on third down for a 142.8 rating...In addition to his four passing TDs, added a 6-yard rushing TD with 24 seconds remaining in the first half to give Green Bay a 28-13 at the break...Took the shotgun snap and then spun away from DE Everson Griffen, running away from him down the sideline before making a move to elude a tackle attempt from CB Xavier Rhodes near the sideline as he took it in for the score...It marked just the second game in his career (vs. Denver, 2011) that he threw for 300-plus yards and four-plus TDs with a rushing TD as he joined Brees (three times) and Peyton Manning (twice) as the only QBs in NFL history to do so.

## **82 Richard Rodgers, TE, 3rd Year, California**

- Had 58 receptions in 2015, becoming just the fourth TE in team history to record 55-plus receptions in a season (Paul Coffman, Jermichael Finley, Jackie Harris).

- Was one of only four TEs in the NFL last season to register 55-plus catches, 500-plus receiving yards and eight or more TD receptions (Rob Gronkowski, Jordan Reed, Gary Barnidge).

- Registered 10 TD catches in 2014-15, tied for the most by a Green Bay TE in his first two seasons since the 1970 AFL-NFL merger (Bubba Franks, 2000-01). His eight TD receptions in '15 were tied for the fifth most in a season by a Packers TE.

- Set a single-game franchise record for tight ends with 146 receiving yards last season at Detroit in Week 13, highlighted by his game-winning 61-yard TD catch on the final play of the game.

**2016 SEASON:** Has played in all 15 games with six starts and has 29 catches for 257 yards (8.9 avg.) and two TDs.

►**At Jacksonville (Sept. 11):** Appeared on 25 plays on offense and made a season-long 22-yard catch in the third quarter to the Jacksonville 8 that helped set up K Mason Crosby's 25-yard FG...Was covered by S Johnathan Cyprien on the play, extending his arms out to make a diving grab near the sideline.

►**At Minnesota (Sept. 18):** Had two receptions for 25 yards (12.5 avg.) in 36 snaps of action.

►**Vs. Detroit (Sept. 25):** Started for the first time on the season and had two catches for 9 yards (4.5 avg.) and a TD...Came across the field to catch a pass from QB Aaron Rodgers, who was moving to his right, for a 2-yard TD as he slid into the end zone.

►**Vs. N.Y. Giants (Oct. 9):** Started and played 73 of 80 snaps, making a 6-yard catch and helping the Packers rush for a season-high 147 yards on 32 carries (4.6 avg.).

►**Vs. Dallas (Oct. 16):** Appeared on 47 plays and caught two passes for 15 yards (7.5 avg.).

►**Vs. Chicago (Oct. 20):** Started, appearing on 47 snaps and catching a 7-yard pass.

►**At Atlanta (Oct. 30):** Started and played 26 snaps, but did not have any receptions.

►**Vs. Indianapolis (Nov. 6):** Posted a season-high six receptions for a season-best 64 yards (10.7 avg.)...Had a season-high three receiving first downs, which is tied for the second most in a game in his career...Matched his season best with a 22-yard reception in the first quarter on Green Bay's opening drive...Freed himself from S T.J. Green to get open near the sideline, hauling in a pass from Rodgers to the Indianapolis 9 to help set up a Mason Crosby FG.

►**At Tennessee (Nov. 13):** Started and appeared on 65 plays, hauling in four passes for 27 yards (6.8 avg.).

►**At Washington (Nov. 20):** Caught four passes for 28 yards (7.0 avg.), with two of the receptions picking up first downs.

►**At Philadelphia (Nov. 28):** Appeared on 26 plays on offense.

►**Vs. Houston (Dec. 4):** Played 27 snaps and caught two passes for 16 yards (8.0 avg.).

►**Vs. Seattle (Dec. 11):** Played 34 snaps and caught an 8-yard pass over the middle to the Seattle 6 on third-and-4, absorbing a hit from LB K.J. Wright that was flagged for unnecessary roughness...The catch set up QB Aaron Rodgers' 3-yard TD pass to WR Jordy Nelson on the next play.

►**At Chicago (Dec. 18):** Started and played 20 snaps on offense, making one catch for 10 yards.

►**Vs. Minnesota (Dec. 24):** Played 29 snaps and caught two passes for 20 yards (10.0 avg.), highlighted by his 13-yard TD grab early in the fourth quarter to put the Packers ahead, 38-13...Made an inside move on S Harrison Smith down the seam to make the TD catch.

## **24 Quinten Rollins, CB, 2nd Year, Miami (Ohio)**

- Played in 14 games with four starts (two at LCB, two at RCB) in 2015, recording 35 tackles (25 solo), a sack, two interceptions (one for a TD) and nine passes defended in his rookie season.

- Was tied for No. 3 on the team in INTs and tied for No. 4 among NFL rookies.

- Finished second among Packers rookies (Aaron Ripkowski, nine) with



seven special teams tackles.

- Recorded two interceptions vs. St. Louis last season in Week 5, becoming the first Green Bay rookie to do so since CB Casey Hayward had two at Houston on Oct. 14, 2012. Returned the first interception 45 yards for a TD, becoming the first Packers rookie to record a pick-six since S Marques Anderson in 2002 (vs. Detroit, Nov. 10).

**2016 SEASON:** Has played in 12 games with 10 starts (four at LCB, six as the third CB) and has posted 40 tackles (34 solo), an interception and nine passes defended...Was inactive for three games (Weeks 6-8) due to a groin injury.

► **At Jacksonville (Sept. 11):** Started as the third CB as the defense opened in the nickel and played 47 snaps...Posted two tackles (one solo) and two passes defended (tied for the team lead)...With less than a minute remaining in the game and the Packers leading, 27-23, made a leaping breakup of QB Blake Bortles' pass intended for WR Allen Robinson in the end zone.

► **At Minnesota (Sept. 18):** Started as the third CB and played 41 snaps, posting a pair of solo tackles.

► **Vs. Detroit (Sept. 25):** Started as the third CB and played 67 of 68 defensive snaps...Recorded an assisted tackle.

► **Vs. N.Y. Giants (Oct. 9):** Started at LCB in place of an injured Damarious Randall (groin) and played all 56 snaps, one of five Green Bay players to do so on defense...Helped limit the Giants' top three WRs (Odell Beckham Jr., Sterling Shepard and Victor Cruz) to a combined seven catches for 70 yards (10.0 avg.) and a TD...Broke up a deep pass early in the fourth quarter from QB Eli Manning intended for Cruz, nearly making the interception as Cruz appeared to drag him down...Finished with four tackles (three solo) and a team-high two passes defended.

► **Vs. Dallas (Oct. 16):** Inactive due to a groin injury sustained in practice the day before the game.

► **Vs. Chicago (Oct. 20):** Inactive (groin).

► **At Atlanta (Oct. 30):** Inactive (groin).

► **Vs. Indianapolis (Nov. 6):** Returned to action after missing three games, opening at LCB and playing 62 of 68 snaps...Posted two tackles (both solo).

► **At Tennessee (Nov. 13):** Started at LCB and played 33 snaps, finishing with a tackle for a loss.

► **At Washington (Nov. 20):** Played 52 snaps and posted five tackles (four solo).

► **At Philadelphia (Nov. 28):** Appeared on 46 plays and posted three tackles (all solo) and a pass defended...Late in the first half, came on a blitz and made a left-handed deflection of a QB Carson Wentz pass intended for WR Dorial Green-Beckham in the flat.

► **Vs. Houston (Dec. 4):** Started as the third CB and played 63 of 66 snaps, recording five tackles (four solo) and two passes defended...Broke up a short pass from QB Brock Osweiler on third down in the first quarter intended for WR DeAndre Hopkins to force a Houston punt...Later in the quarter, dove to make a breakup of a pass from Osweiler to Hopkins near the sideline.

► **Vs. Seattle (Dec. 11):** Started as the third CB and played all 71 snaps, posting a career-high seven tackles (all solo), an interception and two passes defended...Early in the third quarter, made an interception as he got both feet in bounds in the end zone as he hauled in a pass from QB Russell Wilson intended for WR Doug Baldwin that was deflected by CB LaDarius Gunter...Early in the fourth quarter, broke up a short pass over the middle intended for Baldwin.

► **At Chicago (Dec. 18):** Started as the third CB and played 65 of 66 snaps, finishing with six tackles (all solo).

► **Vs. Minnesota (Dec. 24):** Started at LCB and played all 78 snaps, recording three tackles (all solo).

#### **47 Jake Ryan, LB, 2nd Year, Michigan**

- Played in 14 games with five starts as a rookie, opening at BLB for the final five contests. Registered 47 tackles (32 solo) and a fumble recovery on defense and six tackles on special teams.

- Started both postseason games and recorded 10 tackles (seven solo). Including the playoffs, tallied six or more tackles in six of the seven games he started in 2015.

- Served as a team captain for his final two seasons and was a three-time winner (2012-14) of the Roger Zatkoff Award, given to Michigan's top LB. He is the only player to win the award, which was established in 1991, three times.

**2016 SEASON:** Has played in 13 games with 10 starts and is tied for No. 2 on the team with 77 tackles (54 solo)...Has added eight tackles for a loss (tied for No. 2 on the team), three passes defended, four QB pressures and three QB hits...Has been inactive for two games (ankle)...Is tied for No. 2 on the team with eight tackles for a loss...Part of a run defense that ranks No. 9 in the league in rushing yards allowed per game (95.9) and No. 7 in runs of 10-plus yards allowed (35).

► **At Jacksonville (Sept. 11):** Started at ILB and played 43 snaps, finishing with eight tackles (four solo) and his first career pass defended...Broke up a short pass over the middle from QB Blake Bortles intended for WR Allen Hurns in the second quarter...Helped limit the Jaguars to just 48 yards rushing on 26 carries (1.8 avg.), the first time they had rushed for 48 or fewer yards on 25-plus attempts since Nov. 14, 1999 (vs. Baltimore, 47 yards on 26 attempts).

► **At Minnesota (Sept. 18):** Started at ILB, appearing on 45 of 58 plays, and registered a team-high nine tackles (six solo) and a pass defended...Stopped RB Adrian Peterson for a 2-yard loss on a run early in the third quarter...Helped limit Peterson to just 19 yards on 12 carries (1.6 avg.), tied for the fourth-lowest yardage total of Peterson's career, with a long of 5 yards.

► **Vs. Detroit (Sept. 25):** Started at ILB and played 56 snaps...Recorded eight tackles (five solo), including a tackle for a loss in the third quarter when he sprinted up the field to bring down RB Dwayne Washington for a 3-yard loss on a reception in the flat...Added a QB pressure...Helped limit the Lions to just 50 yards rushing on 23 carries (2.2 avg.).

► **Vs. N.Y. Giants (Oct. 9):** Started at ILB and played 41 snaps, finishing with six tackles (five solo), including a tackle for a loss...Came up to bring down RB Orleans Darkwa for a 1-yard loss on a run early in the third quarter...Helped limit the Giants to just 43 yards rushing on 15 carries (2.9 avg.), bringing Green Bay's four-game total to just 171 rushing yards allowed, the second-fewest allowed by an NFL team in the first four games of a season since individual stats began to be recorded in 1933 behind only the 157 yards allowed by the 1995 San Francisco 49ers.

► **Vs. Dallas (Oct. 16):** Didn't start as the defense opened with a lone ILB (Clay Matthews), but played 45 snaps and registered six tackles (four solo).

► **Vs. Chicago (Oct. 20):** Started at ILB and recorded five tackles (three solo).

► **At Atlanta (Oct. 30):** Started at ILB and played 47 snaps, matching his career high with a team-leading 10 tackles (career-best 10 solo)...Posted two tackles for a loss, with the stops coming on back-to-back plays in the second quarter on runs by RBs Terron Ward and Devonta Freeman.

► **Vs. Indianapolis (Nov. 6):** Started at ILB and played 55 snaps, finishing with a team-high nine tackles (eight solo), a QB pressure, a QB hit and a pass defended...Came up to tackle RB Frank Gore for a 3-yard loss on a fourth-quarter run...Added a tackle on special teams.

► **At Tennessee (Nov. 13):** Was limited to just two snaps on special teams after sustaining an ankle injury on Green Bay's punt after its first possession.

► **At Washington (Nov. 20):** Inactive (ankle).

► **At Philadelphia (Nov. 28):** Inactive (ankle).

► **Vs. Houston (Dec. 4):** Returned to action after missing two games, starting and playing 38 snaps...Posted four tackles (two solo), including a tackle for a loss, two QB pressures and two QB hits...Knifed through the defense to get into the backfield and tackle RB Lamar Miller for a 4-yard loss on a run late in the first quarter...Came up the middle to hit QB Brock Osweiler as he got rid of the ball to RB Alfred Blue, who was brought down for a 9-yard loss by DT Letroy Guion after making the catch...Left the game late in the first quarter after reinjuring his ankle, but did return.

► **Vs. Seattle (Dec. 11):** Saw limited action, playing just eight snaps on defense and finishing with three tackles (all assisted)...On Seattle's opening drive, came up the middle to bring down RB Thomas Rawls for a 1-yard loss on third-and-1 along with LB Jayrone Elliott as the Packers forced the Seahawks to settle for a FG.

► **At Chicago (Dec. 18):** Started at ILB and played 55 of 66 snaps, ranking No. 2 on the team with eight tackles (six solo)...Added two QB pressures and a QB hit.

► **Vs. Minnesota (Dec. 24):** Started at ILB and played 36 snaps, posting a solo tackle.

### **10 Jacob Schum, P, 2nd Year, Buffalo**

• Was claimed off waivers on Aug. 30 from Tampa Bay, where played in all 16 games last season and averaged 41.9 yards per punt (38.0 net average) on 56 attempts with 15 punts inside the 20.

• Was originally signed as an undrafted free agent by the Cleveland Browns in 2013 and also spent time with the New York Jets.

**2016 SEASON:** Has played in all 15 games and has recorded a 43.8-yard gross average and a net average of 39.3 yards on 51 punts with 16 inside the 20.

► **At Jacksonville (Sept. 11):** Punted four times in his Green Bay debut, posting a 46.0-yard gross average with a net average of 42.5 yards.

► **At Minnesota (Sept. 18):** Posted a 38.6-yard gross average and net average on a season-high five punts, with one inside the 20.

► **Vs. Detroit (Sept. 25):** Punted twice on the afternoon (both in the fourth quarter) and recorded a 41.5-yard gross average and a net average of 33.5 yards...Had a 40-yard punt to the Detroit 12 that resulted in just a 1-yard return for WR Andre Roberts.

► **Vs. N.Y. Giants (Oct. 9):** Posted a 36.5-yard average and a 35.0-yard net average on four punts.

► **Vs. Dallas (Oct. 16):** Punted just once on the afternoon, a 47-yard kick late in the first half that was downed at the Dallas 3-yard line.

► **Vs. Chicago (Oct. 20):** Had only one punt for the second straight game, drilling a 46-yarder that was fair caught.

► **At Atlanta (Oct. 30):** Posted a 54.3-yard gross average on three punts, including a 58-yarder in the second quarter...Finished with a 38.3-yard net average.

► **Vs. Indianapolis (Nov. 6):** Posted a 48.3-yard gross average and a career-high 47.5-yard net average on four punts...Also placed two punts inside the 20-yard line, a season high, pinning the Colts at their 10 and their 4 in the second quarter...Boomed a career-long 65-yard punt in the second quarter.

► **At Tennessee (Nov. 13):** Registered a career-high 50.5-yard gross average on four punts with a 39.8-yard net average...Placed one punt inside the 20 and had a long of 57 yards.

► **At Washington (Nov. 20):** Punted three times on the evening, posting a 46.0-yard gross average and a 43.3-yard net average...Recorded a 58-yarder in the first quarter that was downed at the Washington 6.

► **At Philadelphia (Nov. 28):** Punted just once on the evening, a 43-yard kick in the second quarter that was downed at the Philadelphia 1-yard line.

► **Vs. Houston (Dec. 4):** Matched his season high with five punts, posting a 43.0-yard gross average and a 35.0-yard net average on the afternoon...Placed three punts inside the 20-yard line, matching his career high (at Houston, Sept. 27, 2015), pinning the Texans at their own 11-yard line twice in the second quarter and at their 12 in the fourth for the final series.

► **Vs. Seattle (Dec. 11):** Tied his career high for the second straight week by placing three punts inside the 20, averaging 34.0 yards for both gross and net on his four punts...Limited Seahawks WR Tyler Lockett to no punt returns for only the second time on the season as two of the punts resulted in fair catches, one was downed and one went out of bounds.

► **At Chicago (Dec. 18):** Punted four times and recorded a 42.0-yard gross average and a 37.8-yard net average.

► **Vs. Minnesota (Dec. 24):** Posted a 43.2-yard gross average with a 36.5-yard net average on six punts with two inside the 20...Limited the Vikings to just two returns for 20 yards (10.0 avg.).

### **37 Sam Shields, CB, 7th Year, Miami**

• Has 23 interceptions (including the postseason) since entering the NFL in 2010, good for No. 6 in the NFL over that span.

• Was tied for the team lead with three interceptions in 2015, his fourth season with three-plus interceptions in the last five years, tied for No. 1 in the NFL over that span (2011-15).

• Earned his first career Pro Bowl selection in 2014, replacing Patriots CB Darrelle Revis, who played in the Super Bowl.

• Recorded a franchise-leading fifth career postseason interception in the 2014 NFC Championship Game at Seattle.

**2016 SEASON:** Played in one game and posted five tackles (four solo)...Was inactive for four games (Weeks 2-3, 5-6) due to a concussion before being placed on injured reserve on Oct. 18.

► **At Jacksonville (Sept. 11):** Started at RCB and played 62 snaps, finishing with five tackles (four solo)...Left the game late in the fourth quarter after sustaining a concussion.

► **At Minnesota (Sept. 18) – Vs. Dallas (Oct. 16):** Inactive (concussion).

### **78 Jason Spriggs, T, Rookie, Indiana**

• Played in 48 career games over four seasons with 47 starts at left tackle for the Hoosiers.

• Named first-team All-America by the Football Writers Association of America (FWAA) and *Phil Steele's College Football* as a senior. Also received the Hoosiers' Chris Dal Sasso Award (outstanding lineman) and was the first Outland Trophy semifinalist in school history.

• In 2014, was named honorable mention All-Big Ten by the media after giving up two sacks in 689 snaps and recording 45 knockdowns.

**2016 SEASON:** Has played in all 15 games with two starts (at RG), seeing action on offense and on special teams (extra points and field goals).

► **At Jacksonville (Sept. 11):** Played five snaps on special teams in his NFL debut.

► **At Minnesota (Sept. 18):** Appeared on two plays on special teams (extra points).

► **Vs. Detroit (Sept. 25):** Played six snaps on special teams.

► **Vs. N.Y. Giants (Oct. 9):** Saw his first action as a pro on offense, appearing on five snaps as an extra lineman on the right side.

► **Vs. Dallas (Oct. 16):** Saw the most significant action of his career, playing 18 offensive snaps as he took over at RT for an injured Bryan Bulaga (back) midway through the fourth quarter...Recovered a fumble by QB Aaron Rodgers on a sack late in the fourth quarter to retain possession for the Packers...Also saw action earlier in the game as an extra lineman.

► **Vs. Chicago (Oct. 20):** Played two snaps on offense as an extra lineman and played six on special teams.

► **At Atlanta (Oct. 30):** Appeared on one play as an extra lineman on offense and four snaps on special teams.

► **Vs. Indianapolis (Nov. 6):** Played five snaps on special teams.

► **At Tennessee (Nov. 13):** Played the final 24 offensive snaps at LT, coming in for an injured David Bakhtiari (knee) in the third quarter...It marked his first action at the LT spot in an NFL regular-season game.

► **At Washington (Nov. 20):** Appeared on a career-high 31 snaps on offense, taking over at RG for an injured Don Barclay (shoulder) to start the second half...Played 27 snaps at RG before moving over to LT for Bakhtiari (coach's decision) for the final four plays.

► **At Philadelphia (Nov. 28):** Made his first NFL start, opening at RG with T.J. Lang (foot) sidelined and Barclay (shoulder) limited...Played all 71 snaps, protecting Rodgers as the line didn't allow a sack and provided time for him to complete 30 of 39 passes for 313 yards and two TDs for a 116.7 passer rating...The zero-sack game came against an Eagles defense that entered the contest ranked No. 7 in the league in sacks with 26...Helped the offense register its fourth straight game with 385-plus yards (387), the longest single-season streak by the Packers since 2013 (Weeks 1-5)...Part of an offense that converted 10 of 14 third downs, a 71.4 conversion rate that is the best by an NFL team this season and the best by Green Bay since at Minnesota on Oct. 27, 2013 (13 of 18, 72.2 percent).

► **Vs. Houston (Dec. 4):** Started at RG for the second straight game and played all 58 snaps...Was part of a line that allowed just one sack of Rodgers on the afternoon...Helped give Rodgers time to complete 20 of 30 passes for 209 yards and two TDs with no INTs for a 108.9 rating, his third straight game with a 100-plus rating.

► **Vs. Seattle (Dec. 11):** Played six snaps on offense as an extra lineman and seven on special teams.

► **At Chicago (Dec. 18):** Played four snaps on offense, two as an extra lineman and the final two at RG in place of an injured Lang.

►**Vs. Minnesota (Dec. 24):** Played 14 snaps, taking over at RT for an injured Bulaga (shoulder) early in the fourth quarter for the final 10 snaps... Also saw four snaps as an extra lineman.

#### **44 James Starks, RB, 7th Year, Buffalo**

- Played in all 16 games for the second straight season in 2015 and recorded career highs in starts (four), rushing yards (601), receptions (43), receiving yards (392), receiving TDs (three) and yards from scrimmage (993).

- Was was one of just five RBs in the league to register 600-plus rushing yards and 390-plus receiving yards in 2015.

- Rushed for 493 yards and a career-high three TDs on 89 carries in 2013, an average of 5.54 yards per carry that ranked No. 1 in the NFL among players with 80-plus attempts.

- Posted a league-leading 315 rushing yards in the 2010 postseason, third most ever by a rookie RB in the postseason behind only Washington's Timmy Smith (342 in 1987) and Baltimore's Jamal Lewis (338 in 2000).

**2016 SEASON:** Has played in nine games with four starts and has 145 yards rushing on 63 carries (2.3 avg.) with 19 catches for 134 yards (7.1 avg.) and two TDs...Was sidelined for four games due to an injured knee (Weeks 6-9) and two (Weeks 15-16) due to a concussion.

►**At Jacksonville (Sept. 11):** Had four carries for 7 yards (1.8 avg.) and a 6-yard catch in 18 snaps of action.

►**At Minnesota (Sept. 18):** Posted a 16-yard reception and 3 rushing yards on seven carries (0.4 avg.).

►**Vs. Detroit (Sept. 25):** Registered a 9-yard catch and had one carry for -1 yards.

►**Vs. N.Y. Giants (Oct. 9):** Saw his most significant action of the season with RB Eddie Lacy sidelined with an ankle injury for much of the second half...Posted 33 rushing yards on 12 carries (2.8 avg.) and added three receptions for 19 yards (6.3 avg.).

►**Vs. Dallas (Oct. 16):** Inactive (knee).

►**Vs. Chicago (Oct. 20):** Inactive (knee).

►**At Atlanta (Oct. 30):** Inactive (knee).

►**Vs. Indianapolis (Nov. 6):** Inactive (knee).

►**At Tennessee (Nov. 13):** Returned to action after missing four games, starting the game and rushing for 33 yards on seven carries (4.7 avg.)...Added three catches for 11 yards (3.7 avg.), highlighted by his 13-yard TD reception on a screen late in the first half...It marked his first TD grab since Week 14 last season vs. Dallas.

►**At Washington (Nov. 20):** Started and played 33 snaps, finishing with a season-high five receptions for 46 yards (9.2 avg.) and a TD with 25 yards rushing on nine carries (2.8 avg.)...On the first play of the fourth quarter, found himself wide open to the right of Rodgers on third down, catching the screen pass and going untouched for a 31-yard TD, the longest catch of his career.

►**At Philadelphia (Nov. 28):** Started and played a season-high 54 snaps, rushing for 41 yards on 17 carries (2.4 avg.) and catching five passes for 27 yards (5.4 avg.).

►**Vs. Houston (Dec. 4):** Started and had four carries for 1 yard (0.3 avg.).

►**Vs. Seattle (Dec. 11):** Carried the ball two times for 3 yards (1.5 avg.).

►**At Chicago (Dec. 18):** Inactive (concussion).

►**Vs. Minnesota (Dec. 24):** Inactive (concussion).

#### **65 Lane Taylor, G, 4th Year, Oklahoma State**

- Started the first games of his career in 2015, opening at RG at Detroit in Week 13 in place of an injured T.J. Lang and at LG in Week 17 vs. Minnesota with Josh Sitton sliding to LT in place of an injured David Bakhtiari.

- Played in all 16 contests in 2014, seeing limited action on offense at both guard spots and as an extra lineman, and on special teams.

- Was one of three rookie free agents to make Green Bay's opening-day roster in 2013.

**2016 SEASON:** Has started all 15 games at LG...Part of a line that has helped the Packers rank in the top 10 in the NFL in scoring (No. 6, 26.7), yards per game (No. 10, 363.5), passing yards per game (No. 8, 260.3), yards per carry (No. 9, 4.51), third-down conversions (No. 2, 46.2), first

downs (No. 10, 321) and time of possession (No. 6, 31:02).

►**At Jacksonville (Sept. 11):** Started at LG and played all 64 snaps... Helped protect QB Aaron Rodgers as he was sacked just one time on the afternoon and as he threw for 199 yards and two TDs on 20-of-34 passing with a rushing TD.

►**At Minnesota (Sept. 18):** Started at LG and played all 71 snaps.

►**Vs. Detroit (Sept. 25):** Started at LG and played all 54 snaps, helping to clear the way for RB Eddie Lacy's season-high 103 yards rushing on just 17 carries (6.1 avg.)...Also protected Rodgers as he threw a season-high four TD passes, with all of them coming in the first half.

►**Vs. N.Y. Giants (Oct. 9):** Started at LG and played all 80 snaps, helping the offense record season bests for total yards (406), rushing yards (147), first downs (23) and time of possession (36:38)...Part of a line that did not allow a sack of Rodgers and helped clear the way for Lacy's 81 rushing yards on just 11 carries (7.4 avg.).

►**Vs. Dallas (Oct. 16):** Started at LG and played all 70 snaps, helping the offense post season highs for total first downs (24) and passing first downs (17)...Protected Rodgers as he completed 31 of 42 passes for 294 yards and a TD with one INT and was sacked just once on the afternoon.

►**Vs. Chicago (Oct. 20):** Started at LG and appeared on all 87 plays, helping the offense record 406 total yards (tied for the season high) and a 39:36 time of possession, the best mark by Green Bay since Oct. 27, 2013, at Minnesota (40:54)...Protected Rodgers as he completed a franchise-record 39 passes, including 10-plus passes to three different players (WRs Davante Adams, Randall Cobb and Ty Montgomery), only the second time in NFL history (New England Patriots, Nov. 13, 1994) that a team has accomplished that feat in a game.

►**At Atlanta (Oct. 30):** Started at LG and played all 62 snaps, helping protect Rodgers as he threw for 246 yards and four TDs on 28-of-38 passing...Helped the offense rack up 108 rushing yards on 19 carries (5.7 avg.).

►**Vs. Indianapolis (Nov. 6):** Started at LG and played all 69 snaps, helping the offense register 405 total yards...Protected Rodgers as he threw for 297 yards and three TDs on 26-of-43 passing, his third straight game with three-plus TD passes.

►**At Tennessee (Nov. 13):** Started at LG and played all 78 snaps, helping the offense record 402 total yards, the third 400-yard outing in the last four games.

►**At Washington (Nov. 20):** Started at LG and played all 70 snaps, helping to protect Rodgers as he threw for 351 yards and three TDs on 26-of-41 passing, only the third time in his career that he posted back-to-back 350-yard passing games (2009, 2011)...Part of an offense that posted a season-high 424 total yards, its third straight game with 400-plus yards, only the second time the Packers have done so in the last seven seasons (Weeks 8, 10-11 in 2014).

►**At Philadelphia (Nov. 28):** Started at LG and played all 71 snaps, protecting Rodgers as the line didn't allow a sack and provided time for him to complete 30 of 39 passes for 313 yards and two TDs for a 116.7 passer rating...The zero-sack game came against an Eagles defense that entered the contest ranked No. 7 in the league in sacks with 26...Helped the offense register its fourth straight game with 385-plus yards (387), the longest single-season streak by the Packers since 2013 (Weeks 1-5)...Part of an offense that converted 10 of 14 third downs, a 71.4 conversion rate that is the best by an NFL team this season and the best by Green Bay since at Minnesota on Oct. 27, 2013 (13 of 18, 72.2 percent).

►**Vs. Houston (Dec. 4):** Started at LG and played all 58 snaps as part of a line that allowed just one sack of Rodgers on the afternoon...Helped give Rodgers time to complete 20 of 30 passes for 209 yards and two TDs with no INTs for a 108.9 rating, his third straight game with a 100-plus rating.

►**Vs. Seattle (Dec. 11):** Started at LG and played all 59 snaps, helping to protect Rodgers as he completed 18 of 23 passes for 246 yards and three TDs with no INTs for a 150.8 passer rating, the fourth-highest rating of his career...Part of a line that allowed just one sack, the third straight game with either one or zero sacks allowed, Green Bay's longest streak since a four-game stretch to end the 2014 season.

►**At Chicago (Dec. 18):** Started at LG and played 59 of 61 snaps, missing the final two plays due to a hip injury...Helped the offense rack up 226 yards rushing and three TDs on just 23 carries (9.8 avg.)...The average of 9.8 yards per carry was the best in franchise history (since 1940) in games



with 20-plus attempts, topping the previous high of 9.2 yards per carry at Washington on Oct. 10, 2010 (17 carries for 157 yards)...The average per carry was also the second-best mark by an NFL team since the 1970 AFL-NFL merger among teams with 20-plus attempts behind only the 11.0-yard average posted by the Cincinnati Bengals (37-407) vs. Denver on Oct. 22, 2000...Helped clear holes for RB Ty Montgomery to rush for a career-high 162 yards and two TDs on 16 attempts (10.1 avg.), the best yardage output by a Green Bay player since Samkon Gado's 171-yard outing vs. Detroit on Dec. 11, 2005.

►**Vs. Minnesota (Dec. 24):** Started and played all 59 snaps, helping protect Rodgers (28 of 38, 347 yards, four TDs, 136.6 rating) as he became the first QB to throw for 300-plus yards against the Vikings this season...Helped the Packers register their third straight game with 30-plus points, the first time Green Bay has done so since 2013 (Weeks 15-17).

#### **48 Joe Thomas, LB, 2nd Year, South Carolina State**

- Played in 14 games in 2015 and registered 24 tackles (16 solo), a sack, a forced fumble, five QB hits, four pressures and two passes defended.
- Added nine tackles on special teams, which was tied for No. 4 on the team.
- Was with the Packers during the 2015 offseason and preseason before being waived on Sept. 5, 2015. Was signed to Green Bay's 53-man roster on Sept. 21, 2015, from the Dallas Cowboys' practice squad.
- Entered the league with the Packers as an undrafted free agent in May 2014. Was on Green Bay's practice squad for the final eight games of the 2014 regular season and both playoff contests.

**2016 SEASON:** Has played in all 15 games with six starts and ranks No. 4 on the team with 74 tackles (60 solo), three tackles for a loss, two QB hits, two QB pressures, an interception, a fumble recovery and seven passes defended...Ranks No. 4 on the team in tackles...Has posted two tackles on special teams.

►**At Jacksonville (Sept. 11):** Played 25 snaps on defense and recorded three tackles (two solo) and his first career interception...The INT came on his first snap of the season when he picked off QB Blake Bortles' pass intended for WR Marqise Lee that was deflected by CB Quinten Rollins at the Jacksonville 41...On the play, initially came on a blitz up the middle before turning back to head up the field and make the interception, returning it 9 yards to help set up the Green Bay offense for its first score of the day...Was one of a host of defenders to bring down WR Allen Hurns for a 1-yard loss on fourth-and-1 with 23 seconds remaining to secure the 27-23 victory for Green Bay.

►**At Minnesota (Sept. 18):** Appeared on 17 plays on defense and 18 on special teams...Registered a career-high five tackles (all solo), including a tackle for a loss when he drilled RB Jerick McKinnon for a 1-yard loss on a pass in the flat in the first quarter.

►**Vs. Detroit (Sept. 25):** Played 38 snaps on defense and recorded three tackles (all solo)...Led the defense with a career-high two passes defended, including one midway through the fourth quarter when he made a leaping deflection of QB Matthew Stafford's pass deep over the middle intended for TE Eric Ebron, a pass that he nearly intercepted...Added a tackle on special teams.

►**Vs. N.Y. Giants (Oct. 9):** Appeared on a season-high 41 plays and posted two tackles (one solo) and a pass defended...Jumped to make a deflection of QB Eli Manning's pass intended for WR Sterling Shepard in the fourth quarter on a third down to force a punt.

►**Vs. Dallas (Oct. 16):** Played 10 snaps on defense and recorded an assisted tackle and his first career fumble recovery...Late in the first quarter, recovered a QB Dak Prescott fumble forced by LB Julius Peppers on a sack, catching the ball in the air and returning it 6 yards to the Green Bay 30.

►**Vs. Chicago (Oct. 20):** Appeared on 17 plays on defense and 16 on special teams.

►**At Atlanta (Oct. 30):** Played 22 snaps on defense and 11 on special teams...Recorded five tackles (four solo) on defense.

►**Vs. Indianapolis (Nov. 6):** Posted three tackles (all solo) in 13 snaps of action on defense.

►**At Tennessee (Nov. 13):** Was a last-minute starter at ILB after Jake Ryan sustained an ankle injury covering Green Bay's first punt of the day...

Played all 60 defensive snaps, joining S Ha Ha Clinton-Dix as the only Packers to do so, and registered seven tackles (four solo)...Recovered Titans K Ryan Succop's surprise onside kick on the opening kickoff of the game, giving Green Bay the ball at the Tennessee 49...Added a tackle on special teams.

►**At Washington (Nov. 20):** Played every defensive snap for the second straight week, starting in place of an injured Ryan (ankle), and posted eight tackles (four solo)...Early in the first quarter, came up the middle to bring down RB Robert Kelley for a 3-yard loss at the Washington 3.

►**At Philadelphia (Nov. 28):** Started and played all 59 snaps, his third straight game appearing on every defensive play...Registered five tackles (four solo), two QB pressures and two QB hits...Late in the first half, chased down QB Carson Wentz and put a hit on him to force an incomplete pass.

►**Vs. Houston (Dec. 4):** Played 63 of 66 snaps on defense, finishing with seven tackles (six solo) and a pass defended...Late in the fourth quarter, turned and ran down the seam with TE C.J. Fiedorowicz, breaking up QB Brock Osweiler's pass intended for him near midfield.

►**Vs. Seattle (Dec. 11):** Started as the lone inside LB as the defense opened in dime and played all 71 snaps...Led the team with a career-high 10 tackles (all solo).

►**At Chicago (Dec. 18):** Started at ILB and played 49 snaps, matching his career high with a team-leading 10 tackles (eight solo)...Added a pass defended.

►**Vs. Minnesota (Dec. 24):** Started at ILB and played 66 snaps, leading the team in tackles for the third straight week with six stops (all solo)...Added a pass defended...Early in the fourth quarter, wrapped up RB Jerick McKinnon for a 2-yard loss on a pass in the flat on third down to force a Minnesota punt.

#### **73 JC Tretter, C/G, 4th Year, Cornell**

- Saw the most significant action of his career in 2015, appearing in all 16 games with three starts at center in place of an injured Corey Linsley.
- Has seen game action at center, left guard and both tackle spots during his NFL career.
- Was on track to be the starting center in 2014, opening at that position for the first three preseason contests that year, but sustained a knee injury vs. Oakland (Aug. 22) that would sideline him for the first half of the season.
- Played in the final eight regular-season games and both playoff contests. Spent the majority of his rookie campaign in 2013 on reserve/physically unable to perform after sustaining a significant ankle injury during the first practice of Organized Team Activities in the spring.

**2016 SEASON:** Has started all seven games he has played in at C...Part of a line that has helped the Packers rank in the top 10 in the NFL in scoring (No. 6, 26.7), yards per game (No. 10, 363.5), passing yards per game (No. 8, 260.3), yards per carry (No. 9, 4.51), third-down conversions (No. 2, 46.2), first downs (No. 10, 321) and time of possession (No. 6, 31:02).

►**At Jacksonville (Sept. 11):** Started at C and played all 64 snaps...Helped protect QB Aaron Rodgers as he was sacked just one time on the afternoon and as he threw for 199 yards and two TDs on 20-of-34 passing with a rushing TD.

►**At Minnesota (Sept. 18):** Started at C and appeared on all 71 offensive plays...Had a key fumble recovery in the first quarter, diving on a fumble by QB Aaron Rodgers on a sack at the Green Bay 12.

►**Vs. Detroit (Sept. 25):** Started at C and played all 54 snaps, helping to clear the way for RB Eddie Lacy's season-high 103 yards rushing on just 17 carries (6.1 avg.)...Also protected Rodgers as he threw a season-high four TD passes, with all of them coming in the first half.

►**Vs. N.Y. Giants (Oct. 9):** Started at C and played all 80 snaps, helping the offense record season bests for total yards (406), rushing yards (147), first downs (23) and time of possession (36:38)...Part of a line that did not allow a sack of Rodgers and helped clear the way for Lacy's 81 rushing yards on just 11 carries (7.4 avg.).

►**Vs. Dallas (Oct. 16):** Started at C and played all 70 snaps, helping the offense post season highs for total first downs (24) and passing first downs (17)...Protected Rodgers as he completed 31 of 42 passes for 294 yards and a TD with one INT and was sacked just once on the afternoon.

►**Vs. Chicago (Oct. 20):** Started at C and appeared on all 87 plays, helping the offense record 406 total yards (tied for the season high) and a

39:36 time of possession, the best mark by Green Bay since Oct. 27, 2013, at Minnesota (40:54)...Protected Rodgers as he completed a franchise-record 39 passes, including 10-plus passes to three different players (WRs Davante Adams, Randall Cobb and Ty Montgomery), only the second time in NFL history (New England Patriots, Nov. 13, 1994) that a team has accomplished that feat in a game.

►**At Atlanta (Oct. 30):** Started at C and played all 62 snaps, helping protect Rodgers as he threw for 246 yards and four TDs on 28-of-38 passing...Helped the offense rack up 108 rushing yards on 19 carries (5.7 avg.)...Sustained a knee injury on the second-to-last play of the game.

►**Vs. Indianapolis (Nov. 6) – Vs. Minnesota (Dec. 24):** Inactive (knee).

### **58 Jordan Tripp, LB, 3rd Year, Montana**

- Appeared in seven games for the Seahawks this season before being placed on injured reserve and then released on Dec. 9.

- Played in 12 games with one start for the Jaguars in 2015 and registered a team-high seven tackles on special teams.

- Entered the NFL as a fifth-round pick (No. 171 overall) with the Miami Dolphins in 2014, appearing in 13 games as a rookie with Miami.

**2016 SEASON:** Signed with the Packers on Dec. 14...Has played in one game and has been inactive for one contest (healthy scratch)...Has registered one tackle on special teams.

►**Vs. Minnesota (Dec. 24):** Played 16 snaps on special teams in his Green Bay debut, posting a tackle of TE David Morgan on a kickoff return at the end of the first half.

# National Football League Game Summary

NFL Copyright © 2016 by The National Football League. All rights reserved. This summary and play-by-play is for the express purpose of assisting media in their coverage of the game; any other use of this material is prohibited without the written permission of the National Football League. Updated: 12/25/2016

Date: Saturday, 12/24/2016 Minnesota Vikings at Green Bay Packers Start Time: 12:02 PM CST  
at Lambeau Field, Green Bay, WI

## Game Day Weather

Temp: 37° F (2.8° C) Humidity: 78%, Wind: W 8 mph  
Wind Chill: 31  
Played Outdoor on Turf: DD GrassMaster

## Officials

Referee: Triplette, Jeff (42) Umpire: Smith, Shawn (14) Head Linesman: Bergman, Jeff (32)  
Line Judge: Thomas, Sarah (53) Side Judge: Prioleau, Dyrol (109) Field Judge: Edwards, Scott (3)  
Back Judge: Freeman, Steve (133) Replay Official: Hynes, Al ( )

## Lineups

Minnesota Vikings				Green Bay Packers			
Offense		Defense		Offense		Defense	
WR	19 A.Thielen	LE	96 B.Robison	WR	87 J.Nelson	NT	98 L.Guion
LT	68 T.Clemmings	DT	93 S.Stephen	LT	69 D.Bakhtiari	DT	76 M.Daniels
LG	76 A.Boone	NT	98 L.Joseph	LG	65 L.Taylor	LOLB	95 D.Jones
C	62 N.Easton	RE	97 E.Griffen	C	63 C.Linsley	ILB	47 J.Ryan
RG	61 J.Berger	MLB	54 E.Kendricks	RG	70 T.Lang	ILB	48 J.Thomas
RT	78 J.Sirles	SLB	55 A.Barr	RT	75 B.Bulaga	ROLB	56 J.Peppers
TE	82 K.Rudolph	LCB	23 T.Newman	WR	81 G.Allison	LCB	24 Q.Rollins
WR	14 S.Diggs	RCB	29 X.Rhodes	WR	17 D.Adams	RCB	36 L.Gunter
WR	84 C.Patterson	SS	34 A.Sendejo	QB	12 A.Rodgers	CB	33 M.Hyde
QB	8 S.Bradford	FS	22 H.Smith	RB	88 T.Montgomery	SS	42 M.Burnett
RB	21 J.McKinnon	CB	24 C.Munnerlyn	FB	22 A.Ripkowski	FS	21 H.Clinton-Dix

## Substitutions

K 2 K.Forbath, WR 12 C.Johnson, P 18 J.Locke, CB 26 T.Waynes, S 27 J.Kearse, CB 35 M.Sherels, LB 40 K.Brothers, S 41 A.Harris, RB 44 M.Asiata, LS 47 K.McDermott, LB 51 E.Robinson, LB 52 C.Greenway, LB 57 A.Cole, LB 59 E.Lamur, G 67 Z.Kerin, TE 85 R.Ellison, TE 89 D.Morgan, DT 90 T.Johnson, DE 94 J.Trattou, DE 99 D.Hunter

## Did Not Play

QB 13 S.Hill, WR 17 J.Wright, RB 30 C.Ham, T 69 R.Hill

## Not Active

QB 6 T.Heinicke, WR 11 L.Treadwell, RB 28 A.Peterson, FB 48 Z.Line, G 63 B.Fusco, G 64 W.Beavers, DE 91 S.Weatherly

## Substitutions

K 2 M.Crosby, QB 7 B.Hundley, P 10 J.Schum, CB 20 M.Dorleant, CB 23 D.Randall, S 25 M.Evans, S 29 K.Brice, RB 32 C.Michael, FB 40 J.Kerridge, LB 50 B.Martinez, LB 51 K.Fackrell, LB 52 C.Matthews, LB 53 N.Perry, LB 58 J.Tripp, LS 61 B.Goode, T/G 67 D.Barclay, T 78 J.Spriggs, TE 82 R.Rodgers, WR 83 J.Janis, TE 89 J.Cook, DE 94 D.Lowry, DT 97 K.Clark, DT 99 C.Ringo

## Did Not Play

WR 11 T.Davis

## Not Active

QB 6 J.Callahan, WR 18 R.Cobb, CB 28 J.Hawkins, RB 44 J.Starks, T 68 K.Murphy, C/G 73 J.Tretter, LB 91 J.Elliott

## Field Goals (made ( ) & missed)

K.Forbath		(22) (26)	M.Crosby		(48)		
			1	2	3	4	OT
VISITOR:	Minnesota Vikings		3	10	0	12	0
HOME:	Green Bay Packers		14	14	0	10	0
							Total
							25
							38

## Scoring Plays

Team	Qtr	Time	Play Description (Extra Point) (Drive Info)	Visitor	Home
Packers	1	7:13	J.Nelson 21 yd. pass from A.Rodgers (M.Crosby kick) (5-61, 2:40)	0	7
Vikings	1	3:37	K.Forbath 22 yd. Field Goal (8-65, 3:36)	3	7
Packers	1	1:49	D.Adams 20 yd. pass from A.Rodgers (M.Crosby kick) (4-74, 1:48)	3	14
Vikings	2	12:30	K.Forbath 26 yd. Field Goal (12-67, 4:19)	6	14
Packers	2	8:11	J.Nelson 2 yd. pass from A.Rodgers (M.Crosby kick) (3-42, 1:36)	6	21
Vikings	2	7:24	A.Thielen 71 yd. pass from S.Bradford (K.Forbath kick) (2-75, 0:47)	13	21
Packers	2	0:24	A.Rodgers 6 yd. run (M.Crosby kick) (5-54, 0:30)	13	28
Packers	4	14:55	M.Crosby 48 yd. Field Goal (10-14, 4:05)	13	31
Packers	4	9:02	R.Rodgers 13 yd. pass from A.Rodgers (M.Crosby kick) (7-53, 4:23)	13	38
Vikings	4	4:20	S.Diggs 3 yd. pass from S.Bradford (kick failed, hru) (13-75, 4:42)	19	38



# National Football League Game Summary

NFL Copyright © 2016 by The National Football League. All rights reserved. This summary and play-by-play is for the express purpose of assisting media in their coverage of the game; any other use of this material is prohibited without the written permission of the National Football League. Updated: 12/25/2016

---

Vikings	4	0:32	A.Thielen 8 yd. pass from S.Bradford (run failed) (10-34, 3:07)	25	38
Paid Attendance: 77,856				Time: 3:12	

## Minnesota Vikings vs Green Bay Packers

12/24/2016 at Lambeau Field

## Final Individual Statistics

## Minnesota Vikings

RUSHING	ATT	YDS	AVG	LG	TD
J.McKinnon	11	50	4.5	11	0
M.Asiata	6	34	5.7	9	0
S.Bradford	2	5	2.5	5	0
A.Thielen	1	4	4.0	4	0
Total	20	93	4.7	11	0

PASSING	ATT	CMP	YDS	SK/YD	TD	LG	IN	RT
S.Bradford	50	34	382	4/29	3	71	0	110.6
Total	50	34	382	4/29	3	71	0	110.6

PASS RECEIVING	TAR	REC	YDS	AVG	LG	TD
A.Thielen	15	12	202	16.8	71	2
K.Rudolph	9	6	53	8.8	21	0
J.McKinnon	6	5	35	7.0	20	0
S.Diggs	6	4	29	7.3	13	1
M.Asiata	4	3	30	10.0	14	0
C.Patterson	4	2	13	6.5	10	0
C.Johnson	4	1	16	16.0	16	0
D.Morgan	1	1	4	4.0	4	0
R.Ellison	1	0	0	0.0	0	0
Total	50	34	382	11.2	71	3

INTERCEPTIONS	NO	YDS	AVG	LG	TD
Total	0	0	0	0	0

PUNTING	NO	YDS	AVG	NET	TB	IN20	LG
J.Locke	5	186	37.2	29.2	0	0	45
Total	5	186	37.2	29.2	0	0	45

PUNT RETURNS	NO	YDS	AVG	FC	LG	TD
M.Sherels	2	20	10.0	3	20	0
[TOUCHBACK]	1	0	0.0	0	0	0
Total	2	20	10.0	3	20	0

KICKOFF RETURNS	NO	YDS	AVG	FC	LG	TD
A.Thielen	1	19	19.0	0	19	0
D.Morgan	1	11	11.0	0	11	0
[TOUCHBACK]	5	0	0.0	0	0	0
Total	2	30	15.0	0	19	0

## Green Bay Packers

RUSHING	ATT	YDS	AVG	LG	TD
T.Montgomery	9	23	2.6	6	0
A.Rodgers	2	13	6.5	7	1
C.Michael	4	4	1.0	6	0
Total	15	40	2.7	7	1

PASSING	ATT	CMP	YDS	SK/YD	TD	LG	IN	RT
A.Rodgers	38	28	347	4/39	4	48	0	136.6
B.Hundley	1	0	0	0/0	0	0	0	39.6
Total	39	28	347	4/39	4	48	0	133.2

PASS RECEIVING	TAR	REC	YDS	AVG	LG	TD
J.Nelson	11	9	154	17.1	48	2
G.Allison	7	4	66	16.5	32	0
D.Adams	7	4	44	11.0	20	1
T.Montgomery	5	4	17	4.3	10	0
J.Cook	5	3	37	12.3	30	0
R.Rodgers	2	2	20	10.0	13	1
J.Janis	1	1	8	8.0	8	0
C.Michael	1	1	1	1.0	1	0
Total	39	28	347	12.4	48	4

INTERCEPTIONS	NO	YDS	AVG	LG	TD
Total	0	0	0	0	0

PUNTING	NO	YDS	AVG	NET	TB	IN20	LG
J.Schum	6	259	43.2	36.5	1	2	49
Total	6	259	43.2	36.5	1	2	49

PUNT RETURNS	NO	YDS	AVG	FC	LG	TD
M.Hyde	4	40	10.0	1	19	0
Total	4	40	10.0	1	19	0

KICKOFF RETURNS	NO	YDS	AVG	FC	LG	TD
C.Michael	3	64	21.3	0	30	0
T.Montgomery	1	21	21.0	0	21	0
[TOUCHBACK]	1	0	0.0	0	0	0
Total	4	85	21.3	0	30	0

## Minnesota Vikings

FUMBLES	FUM	LOST	OWN-REC	YDS	TD	FORCED	OPP-REC	YDS	TD	OUT-BDS
S.Bradford	1	1	0	0	0	0	0	0	0	0
N.Easton	1	1	0	-1	0	0	0	0	0	0
Total	2	2	0	-1	0	0	0	0	0	0

## Green Bay Packers

FUMBLES	FUM	LOST	OWN-REC	YDS	TD	FORCED	OPP-REC	YDS	TD	OUT-BDS
M.Hyde	1	0	1	0	0	0	0	0	0	0
C.Matthews	0	0	0	0	0	1	0	0	0	0
K.Clark	0	0	0	0	0	0	1	0	0	0
M.Daniels	0	0	0	0	0	0	1	0	0	0
Total	1	0	1	0	0	1	2	0	0	0

Minnesota Vikings vs Green Bay Packers

12/24/2016 at Lambeau Field

# Final Team Statistics

	Visitor Vikings	Home Packers
<b>TOTAL FIRST DOWNS</b>	22	19
By Rushing	4	1
By Passing	18	18
By Penalty	0	0
<b>THIRD DOWN EFFICIENCY</b>	5-15-33%	6-13-46%
<b>FOURTH DOWN EFFICIENCY</b>	3-3-100%	0-0-0%
<b>TOTAL NET YARDS</b>	446	348
Total Offensive Plays (inc. times thrown passing)	74	58
Average gain per offensive play	6.0	6.0
<b>NET YARDS RUSHING</b>	93	40
Total Rushing Plays	20	15
Average gain per rushing play	4.7	2.7
Tackles for a loss-number and yards	0-0	3-6
<b>NET YARDS PASSING</b>	353	308
Times thrown - yards lost attempting to pass	4-29	4-39
Gross yards passing	382	347
<b>PASS ATTEMPTS-COMPLETIONS-HAD INTERCEPTED</b>	50-34-0	39-28-0
Avg gain per pass play (inc.# thrown passing)	6.5	7.2
<b>KICKOFFS Number-In End Zone-Touchbacks</b>	6-3-1	7-5-5
<b>PUNTS Number and Average</b>	5-37.2	6-43.2
Had Blocked	0	0
<b>FGs - PATs Had Blocked</b>	0-0	0-0
<b>Net Punting Average</b>	29.2	36.5
<b>TOTAL RETURN YARDAGE (Not Including Kickoffs)</b>	20	40
No. and Yards Punt Returns	2-20	4-40
No. and Yards Kickoff Returns	2-30	4-85
No. and Yards Interception Returns	0-0	0-0
<b>PENALTIES Number and Yards</b>	8-70	3-21
<b>FUMBLES Number and Lost</b>	2-2	1-0
<b>TOUCHDOWNS</b>	3	5
Rushing	0	1
Passing	3	4
<b>EXTRA POINTS Made-Attempts</b>	1-3	5-5
Kicking Made-Attempts	1-2	5-5
Rushing Made-Attempts	0-1	0-0
<b>FIELD GOALS Made-Attempts</b>	2-2	1-1
<b>RED ZONE EFFICIENCY</b>	2-4-50%	3-4-75%
<b>GOAL TO GO EFFICIENCY</b>	2-3-67%	2-2-100%
<b>SAFETIES</b>	0	0
<b>FINAL SCORE</b>	25	38
<b>TIME OF POSSESSION</b>	31:01	28:59



**Minnesota Vikings vs Green Bay Packers**  
**12/24/2016 at Lambeau Field**

# Ball Possession And Drive Chart

## Minnesota Vikings

#	Time Recd	Time Lost	Time Poss	How Ball Obtained	Drive Began	# Play	Yds Gain	Yds Pen	Net Yds	1st Down	Last Scrm	How Given Up
1	10:55	9:53	1:02	Punt	MIN 20	3	6	0	6	0	MIN 26	Punt
2	7:13	3:37	3:36	Kickoff	MIN 31	8	65	0	65	4	* GB 4	Field Goal
3	1:49	12:30	4:19	Kickoff	MIN 25	12	87	-20	67	4	* GB 8	Field Goal
4	11:03	9:47	1:16	Punt	MIN 24	3	18	0	18	1	MIN 43	Fumble
5	8:11	7:24	0:47	Kickoff	MIN 25	2	75	0	75	1	MIN 29	Touchdown
6	2:16	0:54	1:22	Punt	MIN 39	4	15	0	15	1	GB 41	Fumble
7	0:24	0:00	0:24	Kickoff	MIN 29	1	4	0	4	0	MIN 29	End of Half
8	15:00	13:27	1:33	Kickoff	MIN 25	3	-3	0	-3	0	MIN 22	Punt
9	12:12	6:22	5:50	Punt	MIN 13	8	50	-15	35	2	MIN 48	Punt
10	5:01	4:00	1:01	Punt	MIN 14	3	2	0	2	0	MIN 16	Punt
11	14:55	13:25	1:30	Kickoff	MIN 25	3	-1	0	-1	0	MIN 24	Punt
12	9:02	4:20	4:42	Kickoff	MIN 25	13	75	0	75	5	* GB 3	Touchdown
13	3:39	0:32	3:07	Punt	GB 34	10	49	-15	34	3	* GB 8	Touchdown
14	0:32	0:00	0:32	Onside Kick	MIN 47	3	3	0	3	1	GB 39	End of Game

(408) Average MIN 29

## Green Bay Packers

#	Time Recd	Time Lost	Time Poss	How Ball Obtained	Drive Began	# Play	Yds Gain	Yds Pen	Net Yds	1st Down	Last Scrm	How Given Up
1	15:00	10:55	4:05	Kickoff	GB 29	6	32	0	32	2	MIN 39	Punt
2	9:53	7:13	2:40	Punt	GB 39	5	61	0	61	3	MIN 21	Touchdown
3	3:37	1:49	1:48	Kickoff	GB 26	4	74	0	74	2	MIN 20	Touchdown
4	12:30	11:03	1:27	Kickoff	GB 25	3	9	0	9	0	GB 34	Punt
5	9:47	8:11	1:36	Fumble	MIN 42	3	42	0	42	2	* MIN 2	Touchdown
6	7:24	2:16	5:08	Kickoff	GB 6	7	11	0	11	2	GB 17	Punt
7	0:54	0:24	0:30	Fumble	GB 46	5	54	0	54	3	* MIN 6	Touchdown
8	13:27	12:12	1:15	Punt	GB 45	3	-7	0	-7	0	GB 38	Punt
9	6:22	5:01	1:21	Punt	GB 34	3	5	0	5	0	GB 39	Punt
10	4:00	14:55	4:05	Punt	MIN 44	10	14	0	14	2	* MIN 30	Field Goal
11	13:25	9:02	4:23	Punt	GB 47	7	58	-5	53	3	* MIN 13	Touchdown
12	4:20	3:39	0:41	Kickoff	GB 26	3	-5	-5	-10	0	GB 16	Punt

(437) Average GB 36

\* inside opponent's 20

### Time of Possession by Quarter

		1st	2nd	3rd	4th	OT	Total
<b>Visitor</b>	Minnesota Vikings	6:27	6:19	8:24	9:51		31:01
<b>Home</b>	Green Bay Packers	8:33	8:41	6:36	5:09		28:59

### Kickoff Drive No.-Start Average

Vikings: 7 - MIN 26

Packers: 5 - GB 22

## Minnesota Vikings vs Green Bay Packers

12/24/2016 at Lambeau Field

## Final Defensive Statistics

## Minnesota Vikings

## Regular Defensive Plays

## Special Teams

## Misc

	TKL	AST	COMB	SK	/ YDS	TFL	Q	IN	PD	FF	FR	TKL	AST	FF	FR	BL	TKL	AST	FF	FR
E.Kendricks	7	4	11	2.5	25.5	3	3	0	0	0	0	0	0	0	0	0	0	0	0	0
X.Rhodes	6	1	7	0	0	0	0	0	0	0	0	0	0	0	0	0	0	0	0	0
D.Hunter	5	1	6	1.5	13.5	1	2	0	0	0	0	0	0	0	0	0	0	0	0	0
A.Barr	3	3	6	0	0	0	2	0	0	0	0	0	0	0	0	0	0	0	0	0
H.Smith	4	0	4	0	0	0	0	0	0	0	0	0	0	0	0	0	0	0	0	0
T.Waynes	4	0	4	0	0	0	0	0	0	0	0	0	0	0	0	0	0	0	0	0
T.Newman	3	0	3	0	0	1	0	0	0	0	0	0	0	0	0	0	0	0	0	0
A.Sendejo	2	1	3	0	0	0	0	0	0	0	0	0	0	0	0	0	0	0	0	0
L.Joseph	0	2	2	0	0	0	1	0	0	0	0	0	0	0	0	0	0	0	0	0
E.Griffen	1	0	1	0	0	0	1	0	0	0	0	0	0	0	0	0	0	0	0	0
B.Robison	1	0	1	0	0	1	1	0	0	0	0	0	0	0	0	0	0	0	0	0
C.Greenway	1	0	1	0	0	0	0	0	0	0	0	0	0	0	0	0	0	0	0	0
C.Munnerlyn	0	1	1	0	0	0	0	0	0	0	0	0	0	0	0	0	0	0	0	0
M.Sherels	0	0	0	0	0	0	0	0	0	0	0	2	0	0	0	0	0	0	0	0
A.Cole	0	0	0	0	0	0	0	0	0	0	0	1	1	0	0	0	0	0	0	0
A.Harris	0	0	0	0	0	0	0	0	0	0	0	1	0	0	0	0	0	0	0	0
K.Brothers	0	0	0	0	0	0	0	0	0	0	0	1	0	0	0	0	0	0	0	0
K.McDermott	0	0	0	0	0	0	0	0	0	0	0	1	0	0	0	0	0	0	0	0
E.Lamur	0	0	0	0	0	0	0	0	0	0	0	0	1	0	0	0	0	0	0	0
J.Trattou	0	0	0	0	0	0	0	0	0	0	0	0	1	0	0	0	0	0	0	0
E.Robinson	0	0	0	0	0	0	0	0	0	0	0	0	1	0	0	0	0	0	0	0
N.Easton	0	0	0	0	0	0	0	0	0	0	0	0	0	0	0	0	1	0	0	0
J.McKinnon	0	0	0	0	0	0	0	0	0	0	0	0	0	0	0	0	1	0	0	0
<b>Total</b>	<b>37</b>	<b>13</b>	<b>50</b>	<b>4</b>	<b>39</b>	<b>6</b>	<b>10</b>	<b>0</b>	<b>0</b>	<b>0</b>	<b>0</b>	<b>6</b>	<b>4</b>	<b>0</b>	<b>0</b>	<b>0</b>	<b>2</b>	<b>0</b>	<b>0</b>	<b>0</b>

TKL = Tackle AST = Assist COMB = Combined QH=QB Hit IN = Interception PD = Pass Defense FF = Forced Fumble FR = Fumble Recovery

## Green Bay Packers

## Regular Defensive Plays

## Special Teams

## Misc

	TKL	AST	COMB	SK	/ YDS	TFL	QH	IN	PD	FF	FR	TKL	AST	FF	FR	BL	TKL	AST	FF	FR
J.Thomas	9	1	10	0	0	1	0	0	0	0	0	0	0	0	0	0	0	0	0	0
H.Clinton-Dix	5	3	8	0	0	0	0	0	1	0	0	0	0	0	0	0	0	0	0	0
M.Burnett	5	2	7	0	0	0	0	0	0	0	0	1	0	0	0	0	0	0	0	0
J.Ryan	4	2	6	0	0	0	0	0	0	0	0	0	0	0	0	0	0	0	0	0
D.Randall	4	0	4	0	0	0	0	0	2	0	0	0	0	0	0	0	0	0	0	0
Q.Rollins	4	0	4	0	0	0	0	0	0	0	0	0	0	0	0	0	0	0	0	0
L.Gunter	4	0	4	0	0	0	0	0	0	0	0	0	0	0	0	0	0	0	0	0
M.Hyde	2	2	4	0	0	0	0	0	1	0	0	0	0	0	1	0	0	0	0	0
D.Jones	2	1	3	0	0	0	0	0	0	0	0	0	0	0	0	0	0	0	0	0
C.Matthews	1	2	3	1	5	0	3	0	2	1	0	0	0	0	0	0	0	0	0	0
K.Brice	1	2	3	0	0	0	0	0	0	0	0	1	0	0	0	0	0	0	0	0
N.Perry	2	0	2	2	15	2	2	0	0	0	0	0	0	0	0	0	0	0	0	0
M.Daniels	2	0	2	1	9	1	1	0	0	0	1	0	0	0	0	0	0	0	0	0
B.Martinez	2	0	2	0	0	0	0	0	0	0	0	0	0	0	0	0	0	0	0	0
L.Guion	1	1	2	0	0	0	0	0	0	0	0	0	0	0	0	0	0	0	0	0
K.Clark	1	0	1	0	0	0	2	0	0	0	1	0	0	0	0	0	0	0	0	0
J.Peppers	1	0	1	0	0	0	0	0	0	0	0	0	0	0	0	0	0	0	0	0
M.Dorleant	1	0	1	0	0	0	0	0	0	0	0	0	0	0	0	0	0	0	0	0
J.Tripp	0	0	0	0	0	0	0	0	0	0	0	1	0	0	0	0	0	0	0	0
J.Janis	0	0	0	0	0	0	0	0	0	0	0	1	0	0	0	0	0	0	0	0
<b>Total</b>	<b>51</b>	<b>16</b>	<b>67</b>	<b>4</b>	<b>29</b>	<b>4</b>	<b>8</b>	<b>0</b>	<b>6</b>	<b>1</b>	<b>2</b>	<b>4</b>	<b>0</b>	<b>0</b>	<b>1</b>	<b>0</b>	<b>0</b>	<b>0</b>	<b>0</b>	<b>0</b>

Minnesota Vikings vs Green Bay Packers  
12/24/2016 at Lambeau Field

First Half Summary

PERIOD SCORES

Vikings	3	10 = 13
Packers	14	14 = 28

TIME OF POSSESSION

Vikings	12:46
Packers	17:14

Scoring Plays

Team	Qtr	Time	Play Description (Extra Point) (Drive Info)	Visitor	Home
Packers	1	7:13	J.Nelson 21 yd. pass from A.Rodgers (M.Crosby kick) (5-61, 2:40)	0	7
Vikings	1	3:37	K.Forbath 22 yd. Field Goal (8-65, 3:36)	3	7
Packers	1	1:49	D.Adams 20 yd. pass from A.Rodgers (M.Crosby kick) (4-74, 1:48)	3	14
Vikings	2	12:30	K.Forbath 26 yd. Field Goal (12-67, 4:19)	6	14
Packers	2	8:11	J.Nelson 2 yd. pass from A.Rodgers (M.Crosby kick) (3-42, 1:36)	6	21
Vikings	2	7:24	A.Thielen 71 yd. pass from S.Bradford (K.Forbath kick) (2-75, 0:47)	13	21
Packers	2	0:24	A.Rodgers 6 yd. run (M.Crosby kick) (5-54, 0:30)	13	28

	Minnesota Vikings	Green Bay Packers
TOTAL FIRST DOWNS	11	14
First Downs Rushing-Passing-by Penalty	2 - 9 - 0	1 - 13 - 0
THIRD DOWN EFFICIENCY	2-5-40%	2-5-40%
TOTAL NET YARDS	271	283
Total Offensive Plays	31	33
NET YARDS RUSHING	45	34
NET YARDS PASSING	226	249
Gross Yards Passing	231	268
Times thrown-yards lost attempting to pass	1-5	2-19
Pass Attempts-Completions-Had Intercepted	20 - 13 - 0	22 - 19 - 0
Punts-Number and Average	1 - 45	3 - 41.7
Penalties-Number and Yards	2 - 20	1 - 6
Fumbles-Number and Lost	2 - 2	0 - 0
Red Zone Efficiency	0-2-0%	2-2-100%
Average Drive Start	MIN 28	GB 33

Minnesota Vikings										Green Bay Packers									
RUSHING						RUSHING													
	ATT	YDS	AVG	LG	TD		ATT	YDS	AVG	LG	TD								
M.Asiata	5	25	5.0	9	0	T.Montgomery	7	21	3.0	6	0								
J.McKinnon	3	16	5.3	11	0	A.Rodgers	2	13	6.5	7	1								
A.Thielen	1	4	4.0	4	0														
S.Bradford	1	0	0.0	0	0														
Total	10	45	4.5	11	0	Total	9	34	3.8	7	1								
PASSING										PASSING									
	ATT	CMP	YDS	SK/YD	TD	LG	IN	RT		ATT	CMP	YDS	SK/YD	TD	LG	IN	RT		
S.Bradford	20	13	231	1/5	1	71	0	121.0	A.Rodgers	22	19	268	2/19	3	48	0	157.0		
Total	20	13	231	1/5	1	71	0	121.0	Total	22	19	268	2/19	3	48	0	157.0		
PASS RECEIVING								PASS RECEIVING											
	TAR	REC	YDS	AVG	LG	TD		TAR	REC	YDS	AVG	LG	TD						
A.Thielen	7	6	142	23.7	71	1	J.Nelson	7	7	145	20.7	48	2						
J.McKinnon	3	2	30	15.0	20	0	D.Adams	4	3	44	14.7	20	1						
K.Rudolph	2	1	21	21.0	21	0	T.Montgomery	4	3	17	5.7	10	0						
C.Johnson	1	1	16	16.0	16	0	G.Allison	3	2	47	23.5	32	0						
M.Asiata	2	1	9	9.0	9	0	J.Cook	2	2	7	3.5	5	0						
S.Diggs	2	1	9	9.0	9	0	R.Rodgers	1	1	7	7.0	7	0						
D.Morgan	1	1	4	4.0	4	0	C.Michael	1	1	1	1.0	1	0						
R.Ellison	1	0	0	0.0	0	0													
C.Patterson	1	0	0	0.0	0	0													
Total	20	13	231	17.8	71	1	Total	22	19	268	14.1	48	3						

Minnesota Vikings	Regular Defensive Plays	Special Teams	Misc
-------------------	-------------------------	---------------	------



**12/24/2016 at Lambeau Field**

## First Half Summary

[illegible][illegible]

Play By Play

First Quarter

12/24/2016

MIN wins the coin toss and elects to defer. GB elects to Receive, and MIN elects to defend the south goal.

K.Forbath kicks 66 yards from MIN 35 to GB -1. C.Michael to GB 29 for 30 yards (M.Sherels).

Green Bay Packers at 15:00, (1st play from scrimmage 14:54)

1-10-GB 29	(14:54) T.Montgomery left end to GB 34 for 5 yards (L.Joseph; A.Barr).	
2-5-GB 34	(14:13) (Shotgun) A.Rodgers pass short middle to J.Nelson to GB 49 for 15 yards (T.Newman).	P1
1-10-GB 49	(13:35) (Shotgun) A.Rodgers pass short left to T.Montgomery pushed ob at MIN 41 for 10 yards (A.Sendejo).	P2
1-10-MIN 41	(12:58) J.Spriggs reported in as eligible. T.Montgomery up the middle to MIN 42 for -1 yards (E.Kendricks).	
2-11-MIN 42	(12:18) (Shotgun) A.Rodgers pass short left to C.Michael to MIN 41 for 1 yard (X.Rhodes).	
3-10-MIN 41	(11:34) (Shotgun) A.Rodgers pass short right to J.Cook to MIN 39 for 2 yards (D.Hunter).	
4-8-MIN 39	(11:02) J.Schum punts 39 yards to end zone, Center-B.Goode, Touchback.	

Minnesota Vikings at 10:55

1-10-MIN 20	(10:55) (Shotgun) S.Bradford pass incomplete short right to S.Diggs.	
2-10-MIN 20	(10:52) S.Bradford pass short right to A.Thielen to MIN 26 for 6 yards (Q.Rollins).	
3-4-MIN 26	(10:09) (Shotgun) S.Bradford pass incomplete short right to J.McKinnon.	
4-4-MIN 26	(10:05) J.Locke punts 45 yards to GB 29, Center-K.McDermott. M.Hyde to GB 39 for 10 yards (A.Harris).	

Green Bay Packers at 9:53

1-10-GB 39	(9:53) (Shotgun) A.Rodgers pass short middle to D.Adams to MIN 42 for 19 yards (H.Smith).	P3
1-10-MIN 42	(9:12) A.Rodgers pass short left to G.Allison pushed ob at MIN 27 for 15 yards (A.Sendejo).	P4
1-10-MIN 27	(8:41) (Shotgun) A.Rodgers pass short right to D.Adams to MIN 22 for 5 yards (T.Newman).	
2-5-MIN 22	(8:06) (Shotgun) A.Rodgers pass short right to T.Montgomery to MIN 21 for 1 yard (C.Greenway).	
3-4-MIN 21	<b>(7:20) (Shotgun) A.Rodgers pass short left to J.Nelson for 21 yards, TOUCHDOWN.</b>	P5
	M.Crosby extra point is GOOD, Center-B.Goode, Holder-J.Schum.	

MIN 0 GB 7, 5 plays, 61 yards, 2:40 drive, 7:47 elapsed

M.Crosby kicks 53 yards from GB 35 to MIN 12. A.Thielen to MIN 31 for 19 yards (M.Burnett).

Minnesota Vikings at 7:13, (1st play from scrimmage 7:07)

1-10-MIN 31	(7:07) (Shotgun) S.Bradford pass short right to J.McKinnon pushed ob at GB 49 for 20 yards (J.Ryan).	P1
1-10-GB 49	(6:22) (Shotgun) J.McKinnon up the middle pushed ob at GB 38 for 11 yards (H.Clinton-Dix).	R2
1-10-GB 38	(5:38) (Shotgun) S.Bradford pass short middle to A.Thielen to GB 27 for 11 yards (L.Gunter).	P3
1-10-GB 27	(5:03) S.Bradford pass deep right to A.Thielen to GB 10 for 17 yards (Q.Rollins).	P4
1-10-GB 10	(4:25) M.Asiata up the middle to GB 4 for 6 yards (H.Clinton-Dix).	
2-4-GB 4	(3:47) (Shotgun) S.Bradford pass incomplete short middle to A.Thielen.	
3-4-GB 4	(3:43) (Shotgun) S.Bradford pass incomplete short left to C.Patterson (C.Matthews).	
4-4-GB 4	<b>(3:40) K.Forbath 22 yard field goal is GOOD, Center-K.McDermott, Holder-J.Locke.</b>	

MIN 3 GB 7, 8 plays, 65 yards, 3:36 drive, 11:23 elapsed

K.Forbath kicks 61 yards from MIN 35 to GB 4. C.Michael to GB 26 for 22 yards (A.Cole; E.Lamur).

Green Bay Packers at 3:37, (1st play from scrimmage 3:28)

1-10-GB 26	(3:28) (Shotgun) A.Rodgers pass deep left to J.Nelson to MIN 26 for 48 yards (T.Waynes).	P6
1-10-MIN 26	(2:42) (Shotgun) A.Rodgers pass incomplete short left to D.Adams.	
2-10-MIN 26	(2:40) (Shotgun) A.Rodgers pass short middle to T.Montgomery to MIN 20 for 6 yards (A.Barr).	
3-4-MIN 20	<b>(1:54) (Shotgun) A.Rodgers pass deep right to D.Adams for 20 yards, TOUCHDOWN.</b>	P7
	M.Crosby extra point is GOOD, Center-B.Goode, Holder-J.Schum.	

MIN 3 GB 14, 4 plays, 74 yards, 1:48 drive, 13:11 elapsed

M.Crosby kicks 65 yards from GB 35 to end zone, Touchback.

Minnesota Vikings at 1:49

1-10-MIN 25	(1:49) M.Asiata right tackle to MIN 30 for 5 yards (D.Jones).	
2-5-MIN 30	(1:25) (No Huddle, Shotgun) S.Bradford pass incomplete short right to M.Asiata.	
3-5-MIN 30	(1:21) (Shotgun) S.Bradford pass short middle to A.Thielen to MIN 35 for 5 yards (L.Gunter).	P5
1-10-MIN 35	(:41) (Shotgun) S.Bradford pass deep left to A.Thielen ran ob at GB 33 for 32 yards (L.Gunter). GB-M.Hyde was injured during the play.	P6
1-10-GB 33	(:09) Z.Kerin reported in as eligible. S.Bradford pass incomplete short right to K.Rudolph.	
2-10-GB 33	(:03) (Shotgun) J.McKinnon left end to GB 32 for 1 yard (L.Guion, J.Thomas).	

Minnesota Vikings vs Green Bay Packers at Lambeau Field

END OF QUARTER

	Score	Time	First Downs				Efficiencies	
		Poss	R	P	X	T	3 Down	4 Down
Minnesota Vikings	3	6:27	1	5	0	6	1/3	0/0
Green Bay Packers	14	8:33	0	7	0	7	2/3	0/0



Second Quarter

12/24/2016

Play By Play

Minnesota Vikings continued.

3-9-GB 32	(15:00) (Shotgun) S.Bradford pass short middle to J.McKinnon to GB 22 for 10 yards (J.Thomas).	P7
	<i>PENALTY on MIN-J.Sirles, Unnecessary Roughness, 15 yards, enforced between downs.</i>	
<u>1-10-GB 37</u>	(14:30) (Shotgun) S.Bradford pass deep middle to K.Rudolph to GB 16 for 21 yards (J.Thomas).	P8
<u>1-10-GB 16</u>	(13:52) A.Thielen left end to GB 12 for 4 yards (J.Ryan).	
2-6-GB 12	(13:11) (Shotgun) S.Bradford pass incomplete short right to R.Ellison [C.Matthews].	
3-6-GB 12	<i>(13:11) (Shotgun) PENALTY on MIN-S.Bradford, Delay of Game, 5 yards, enforced at GB 12 - No Play.</i>	
3-11-GB 17	(13:07) (Shotgun) S.Bradford pass short left to S.Diggs pushed ob at GB 8 for 9 yards (L.Gunter) [C.Matthews].	
4-2-GB 8	<b>(12:34) K.Forbath 26 yard field goal is GOOD, Center-K.McDermott, Holder-J.Locke.</b>	

MIN 6 GB 14, 12 plays, 67 yards, 4:19 drive, 2:30 elapsed

K.Forbath kicks 65 yards from MIN 35 to end zone, Touchback.

Green Bay Packers at 12:30

1-10-GB 25	(12:30) (Shotgun) T.Montgomery right tackle to GB 31 for 6 yards (D.Hunter).	
2-4-GB 31	(12:00) (Shotgun) T.Montgomery left tackle to GB 34 for 3 yards (D.Hunter, E.Kendricks).	
3-1-GB 34	(11:19) (Shotgun) A.Rodgers pass incomplete short right to T.Montgomery.	
4-1-GB 34	(11:10) J.Schum punts 42 yards to MIN 24, Center-B.Goode, fair catch by M.Sherels.	

Minnesota Vikings at 11:03

1-10-MIN 24	(11:03) S.Bradford pass short left to C.Johnson to MIN 40 for 16 yards (D.Randall).	P9
<u>1-10-MIN 40</u>	(10:27) (Shotgun) M.Asiata up the middle to MIN 43 for 3 yards (J.Peppers).	
2-7-MIN 43	(9:50) (Shotgun) S.Bradford Aborted. N.Easton FUMBLES at MIN 42, RECOVERED by GB-K.Clark at MIN 42. K.Clark to MIN 42 for no gain (N.Easton).	

Green Bay Packers at 9:47

1-10-MIN 42	(9:47) J.Spriggs reported in as eligible. A.Rodgers pass deep left to J.Nelson pushed ob at MIN 9 for 33 yards (E.Kendricks; A.Sendejo).	P8
<u>1-9-MIN 9</u>	(9:00) (Shotgun) A.Rodgers scrambles right end pushed ob at MIN 2 for 7 yards (E.Kendricks).	
2-2-MIN 2	<b>(8:19) (Shotgun) A.Rodgers pass short right to J.Nelson for 2 yards, TOUCHDOWN.</b>	P9
	M.Crosby extra point is GOOD, Center-B.Goode, Holder-J.Schum.	

MIN 6 GB 21, 3 plays, 42 yards, 1:36 drive, 6:49 elapsed

M.Crosby kicks 65 yards from GB 35 to end zone, Touchback.

Minnesota Vikings at 8:11

1-10-MIN 25	(8:11) S.Bradford pass short middle to D.Morgan to MIN 29 for 4 yards (H.Clinton-Dix).	
2-6-MIN 29	<b>(7:35) S.Bradford pass deep right to A.Thielen for 71 yards, TOUCHDOWN.</b>	P10
	K.Forbath extra point is GOOD, Center-K.McDermott, Holder-J.Locke.	

MIN 13 GB 21, 2 plays, 75 yards, 0:47 drive, 7:36 elapsed

K.Forbath kicks 65 yards from MIN 35 to GB 0. C.Michael to GB 18 for 18 yards (K.Brothers).

*PENALTY on GB-M.Evans, Illegal Block Above the Waist, 6 yards, enforced at GB 12.*

Green Bay Packers at 7:24, (1st play from scrimmage 7:19)

1-10-GB 6	(7:19) (Shotgun) T.Montgomery right tackle to GB 9 for 3 yards (A.Barr).	
2-7-GB 9	(6:39) (Shotgun) A.Rodgers pass short right to R.Rodgers to GB 16 for 7 yards (H.Smith).	P10
<u>1-10-GB 16</u>	(5:56) J.Spriggs reported in as eligible. T.Montgomery left end to GB 19 for 3 yards (X.Rhodes).	
2-7-GB 19	(5:13) (Shotgun) A.Rodgers pass short middle to J.Nelson to GB 31 for 12 yards (H.Smith).	P11
<u>1-10-GB 31</u>	(4:27) (Shotgun) A.Rodgers pass short right to J.Cook to GB 36 for 5 yards (E.Kendricks).	
2-5-GB 36	(3:44) (Shotgun) A.Rodgers sacked at GB 27 for -9 yards (D.Hunter).	
3-14-GB 27	(2:58) (Shotgun) A.Rodgers sacked at GB 17 for -10 yards (E.Kendricks).	
4-24-GB 17	(2:24) J.Schum punts 44 yards to MIN 39, Center-B.Goode, fair catch by M.Sherels.	

Minnesota Vikings at 2:16

1-10-MIN 39	(2:16) M.Asiata left tackle to MIN 48 for 9 yards (K.Brice).	
Two-Minute Warning		
2-1-MIN 48	(2:00) M.Asiata right guard to 50 for 2 yards (D.Jones, M.Burnett).	R11
<u>1-10-50</u>	(1:40) S.Bradford pass short right to M.Asiata pushed ob at GB 41 for 9 yards (J.Ryan).	
2-1-GB 41	(1:00) (Shotgun) S.Bradford sacked at GB 47 for -6 yards (C.Matthews). FUMBLES (C.Matthews) [C.Matthews], RECOVERED by GB-M.Daniels at GB 46. M.Daniels to GB 46 for no gain (J.McKinnon).	

Green Bay Packers at 0:54

Minnesota Vikings vs Green Bay Packers at Lambeau Field

1-10-GB 46	(:54) (Shotgun) A.Rodgers pass deep right to G.Allison ran ob at MIN 22 for 32 yards (T.Waynes) [A.Barr].	P12
1-10-MIN 22	(:48) (Shotgun) T.Montgomery up the middle to MIN 20 for 2 yards (D.Hunter, A.Barr). Timeout #1 by GB at 00:42.	
2-8-MIN 20	(:42) (Shotgun) A.Rodgers pass short right to J.Nelson pushed ob at MIN 6 for 14 yards (X.Rhodes).	P13
1-6-MIN 6	(:37) (Shotgun) A.Rodgers pass incomplete short left to G.Allison.	
2-6-MIN 6	(:32) (Shotgun) A.Rodgers scrambles left end for 6 yards, TOUCHDOWN. M.Crosby extra point is GOOD, Center-B.Goode, Holder-J.Schum.	R14

MIN 13 GB 28, 5 plays, 54 yards, 0:30 drive, 14:36 elapsed

M.Crosby kicks 47 yards from GB 35 to MIN 18. D.Morgan to MIN 29 for 11 yards (J.Tripp).

Minnesota Vikings at 0:24, (1st play from scrimmage 0:20)

1-10-MIN 29 (:20) J.McKinnon left tackle to MIN 33 for 4 yards (C.Matthews; H.Clinton-Dix).

END OF QUARTER	Time		First Downs				Efficiencies	
	Score	Poss	R	P	X	T	3 Down	4 Down
Minnesota Vikings	13	6:19	1	4	0	5	1/2	0/0
Green Bay Packers	28	8:41	1	6	0	7	0/2	0/0

Third Quarter

12/24/2016

Play By Play

MIN elects to Receive, and GB elects to defend the goal.

M.Crosby kicks 65 yards from GB 35 to end zone, Touchback.

Minnesota Vikings at 15:00

- 1-10-MIN 25 (15:00) (Shotgun) S.Bradford sacked at MIN 16 for -9 yards (M.Daniels).
- 2-19-MIN 16 (14:15) (Shotgun) J.McKinnon up the middle to MIN 22 for 6 yards (L.Guion; J.Ryan).
- 3-13-MIN 22 (13:39) (Shotgun) S.Bradford pass incomplete short left to A.Thielen (C.Matthews).
- 4-13-MIN 22 (13:34) J.Locke punts 33 yards to GB 45, Center-K.McDermott, fair catch by M.Hyde.

Green Bay Packers at 13:27

- 1-10-GB 45 (13:27) T.Montgomery right end to GB 47 for 2 yards (E.Kendricks).
- 2-8-GB 47 (12:49) A.Rodgers pass incomplete deep left to J.Cook.
- 3-8-GB 47 (12:42) (Shotgun) A.Rodgers sacked at GB 38 for -9 yards (sack split by D.Hunter and E.Kendricks). GB-A.Rodgers was injured during the play.
- 4-17-GB 38 (12:19) J.Schum punts 49 yards to MIN 13, Center-B.Goode, fair catch by M.Sherels.

Minnesota Vikings at 12:12

- 1-10-MIN 13 (12:12) (Shotgun) S.Bradford pass short left to A.Thielen to MIN 22 for 9 yards (M.Burnett).
- 2-1-MIN 22 (11:36) J.McKinnon up the middle to MIN 33 for 11 yards (B.Martinez). R12
- 1-10-MIN 33 (11:36) *PENALTY on MIN-A.Boone, False Start, 5 yards, enforced at MIN 33 - No Play.*
- 1-15-MIN 28 (10:36) J.McKinnon left tackle to MIN 30 for 2 yards (K.Clark, C.Matthews).
- 2-13-MIN 30 (9:55) (Shotgun) J.McKinnon left end to MIN 32 for 2 yards (B.Martinez, J.Ryan).
- 3-11-MIN 32 (9:13) (Shotgun) S.Bradford pass short middle to S.Diggs to MIN 45 for 13 yards (K.Brice; H.Clinton-Dix). P13
- 1-10-MIN 45 (8:32) (Shotgun) S.Bradford pass incomplete deep left to C.Johnson.
- 2-10-MIN 45 (8:28) S.Bradford pass short right to A.Thielen pushed ob at MIN 49 for 4 yards (M.Hyde).
- 3-6-MIN 49 (7:47) (Shotgun) S.Bradford pass short right to M.Asiata to GB 40 for 11 yards (Q.Rollins) [N.Perry].  
*PENALTY on MIN-T.Clemmings, Offensive Holding, 10 yards, enforced at MIN 49 - No Play.*
- 3-16-MIN 39 (7:15) (Shotgun) S.Bradford pass short middle to K.Rudolph to MIN 48 for 9 yards (J.Thomas, M.Hyde).
- 4-7-MIN 48 (6:35) J.Locke punts 37 yards to GB 15, Center-K.McDermott. M.Hyde to GB 34 for 19 yards (M.Sherels).

Green Bay Packers at 6:22

- 1-10-GB 34 (6:22) (Shotgun) A.Rodgers pass short right to J.Nelson to GB 39 for 5 yards (X.Rhodes).
- 2-5-GB 39 (5:47) A.Rodgers pass incomplete deep left to J.Nelson [L.Joseph].
- 3-5-GB 39 (5:37) (Shotgun) A.Rodgers pass short right to T.Montgomery to GB 39 for no gain (E.Kendricks).
- 4-5-GB 39 (5:08) J.Schum punts 47 yards to MIN 14, Center-B.Goode. M.Sherels to MIN 14 for no gain (J.Janis).

Minnesota Vikings at 5:01

- 1-10-MIN 14 (5:01) (Shotgun) S.Bradford pass incomplete deep right to A.Thielen [K.Clark].
- 2-10-MIN 14 (4:56) J.McKinnon right guard to MIN 16 for 2 yards (M.Daniels).
- 3-8-MIN 16 (4:17) (Shotgun) S.Bradford pass incomplete deep left to C.Patterson (D.Randall).
- 4-8-MIN 16 (4:11) J.Locke punts 39 yards to GB 45, Center-K.McDermott. M.Hyde to MIN 44 for 11 yards (A.Cole).

Green Bay Packers at 4:00

- 1-10-MIN 44 (4:00) (Shotgun) A.Rodgers pass incomplete short left to D.Adams.
- 2-10-MIN 44 (3:55) (Shotgun) A.Rodgers pass incomplete short right to J.Nelson.
- 3-10-MIN 44 (3:48) (Shotgun) A.Rodgers pass short middle to G.Allison to MIN 33 for 11 yards (H.Smith). P15  
*Penalty on MIN-L.Joseph, Illegal Use of Hands, declined.*
- 1-10-MIN 33 (3:10) (Shotgun) T.Montgomery left guard to MIN 33 for no gain (E.Griffen).
- 2-10-MIN 33 (2:31) (Shotgun) C.Michael right guard to MIN 27 for 6 yards (C.Munnerlyn; L.Joseph).
- 3-4-MIN 27 (1:46) (No Huddle, Shotgun) A.Rodgers pass short left to G.Allison to MIN 19 for 8 yards (X.Rhodes) [A.Barr]. P16
- 1-10-MIN 19 (:57) (Shotgun) A.Rodgers pass incomplete deep right to D.Adams.
- 2-10-MIN 19 (:49) (Shotgun) A.Rodgers pass incomplete short left to G.Allison.
- 3-10-MIN 19 (:42) (Shotgun) A.Rodgers sacked at MIN 30 for -11 yards (E.Kendricks).

END OF QUARTER

	Time		First Downs				Efficiencies	
	Score	Poss	R	P	X	T	3 Down	4 Down
Minnesota Vikings	13	8:24	1	1	0	2	1/4	0/0
Green Bay Packers	28	6:36	0	2	0	2	2/5	0/0

Fourth Quarter

12/24/2016

Play By Play

Green Bay Packers continued.

4-21-MIN 30 (15:00) M.Crosby 48 yard field goal is GOOD, Center-B.Goode, Holder-J.Schum.

MIN 13 GB 31, 10 plays, 14 yards, 4:05 drive, 0:05 elapsed

M.Crosby kicks 65 yards from GB 35 to end zone, Touchback.

Minnesota Vikings at 14:55

1-10-MIN 25 (14:55) (Shotgun) J.McKinnon right end to MIN 26 for 1 yard (J.Ryan, D.Jones).  
2-9-MIN 26 (14:23) (Shotgun) S.Bradford pass incomplete short left to C.Johnson (D.Randall).  
3-9-MIN 26 (14:16) (Shotgun) S.Bradford pass short right to J.McKinnon to MIN 24 for -2 yards (J.Thomas).  
4-11-MIN 24 (13:33) J.Locke punts 32 yards to GB 44, Center-K.McDermott. M.Hyde MUFFS catch, and recovers at GB 47. M.Hyde to GB 47 for no gain (K.McDermott).

Green Bay Packers at 13:25

1-10-GB 47 (13:25) J.Spriggs reported in as eligible. C.Michael left end to GB 48 for 1 yard (A.Barr).  
*PENALTY on GB-J.Spriggs, Offensive Holding, 10 yards, enforced at GB 47 - No Play.*  
1-20-GB 37 (13:01) (Shotgun) A.Rodgers pass deep left to J.Cook to MIN 33 for 30 yards (T.Waynes) P17  
1-10-MIN 33 (12:13) (Shotgun) A.Rodgers pass short left to J.Janis pushed ob at MIN 25 for 8 yards (T.Waynes).  
2-2-MIN 25 (11:32) (Shotgun) A.Rodgers pass short right to D.Adams to MIN 25 for no gain (A.Barr, X.Rhodes).  
3-2-MIN 25 (10:44) A.Rodgers pass short middle to J.Nelson to MIN 21 for 4 yards (X.Rhodes) [E.Griffen]. P18  
Timeout #1 by GB at 09:58.  
1-10-MIN 21 (9:58) C.Michael left end to MIN 18 for 3 yards (A.Barr; E.Kendricks).  
2-7-MIN 18 (9:12) (Shotgun) A.Rodgers pass incomplete deep right to J.Cook.  
Timeout #2 by GB at 09:07.  
3-7-MIN 18 (9:07) (Shotgun) *PENALTY on MIN-E.Griffen, Neutral Zone Infraction, 5 yards, enforced at MIN 18 - No Play.*  
3-2-MIN 13 (9:07) (Shotgun) **A.Rodgers pass short middle to R.Rodgers for 13 yards, TOUCHDOWN.** P19  
*PENALTY on MIN-A.Sendejo, Unnecessary Roughness, 15 yards, enforced between downs.*  
M.Crosby extra point is GOOD, Center-B.Goode, Holder-J.Schum.

MIN 13 GB 38, 7 plays, 53 yards, 1 penalty, 4:23 drive, 5:58 elapsed

M.Crosby kicks 50 yards from 50 to end zone, Touchback.

Minnesota Vikings at 9:02

1-10-MIN 25 (9:02) (Shotgun) S.Bradford pass short left to C.Patterson pushed ob at MIN 35 for 10 yards (D.Randall). P14  
1-10-MIN 35 (8:36) (Shotgun) S.Bradford scrambles up the middle to MIN 40 for 5 yards (D.Randall).  
2-5-MIN 40 (8:09) (Shotgun) S.Bradford pass short middle to A.Thielen to MIN 44 for 4 yards (D.Randall, M.Hyde).  
3-1-MIN 44 (7:36) (No Huddle, Shotgun) J.McKinnon right tackle to 50 for 6 yards (J.Thomas, K.Brice). R15  
1-10-50 (7:10) (No Huddle, Shotgun) S.Bradford pass short right to K.Rudolph to GB 49 for 1 yard (M.Burnett).  
2-9-GB 49 (6:52) (Shotgun) S.Bradford pass short middle to J.McKinnon to GB 44 for 5 yards (J.Thomas).  
3-4-GB 44 (6:29) (No Huddle, Shotgun) S.Bradford pass incomplete short middle to S.Diggs.  
4-4-GB 44 (6:26) (Shotgun) S.Bradford pass short middle to A.Thielen pushed ob at GB 33 for 11 yards (Q.Rollins). P16  
1-10-GB 33 (5:59) (No Huddle, Shotgun) M.Asiata right guard to GB 24 for 9 yards (M.Burnett, H.Clinton-Dix).  
2-1-GB 24 (5:37) (No Huddle, Shotgun) S.Bradford pass short middle to M.Asiata to GB 10 for 14 yards (M.Burnett). P17  
1-10-GB 10 (5:07) (No Huddle, Shotgun) S.Bradford pass incomplete short middle to K.Rudolph (M.Hyde).  
2-10-GB 10 (5:04) (Shotgun) S.Bradford pass short left to M.Asiata to GB 3 for 7 yards (H.Clinton-Dix, M.Burnett).  
3-3-GB 3 (4:24) (Shotgun) **S.Bradford pass short right to S.Diggs for 3 yards, TOUCHDOWN.** P18  
K.Forbath extra point is No Good, Hit Right Upright, Center-K.McDermott, Holder-J.Locke.

MIN 19 GB 38, 13 plays, 75 yards, 4:42 drive, 10:40 elapsed

K.Forbath kicks 60 yards from MIN 35 to GB 5. T.Montgomery to GB 26 for 21 yards (J.Trattou; E.Robinson).

Green Bay Packers at 4:20, (1st play from scrimmage 4:14)

1-10-GB 26 (4:14) C.Michael right end to GB 23 for -3 yards (T.Newman).  
Timeout #1 by MIN at 04:06.  
2-13-GB 23 (4:06) B.Hundley pass incomplete deep right to G.Allison [B.Robison].  
3-13-GB 23 (3:59) (Shotgun) *PENALTY on GB, False Start, 5 yards, enforced at GB 23 - No Play.*  
3-18-GB 18 (3:59) C.Michael left tackle to GB 16 for -2 yards (B.Robison).  
Timeout #2 by MIN at 03:53.



Minnesota Vikings vs Green Bay Packers at Lambeau Field

4-20-GB 16	(3:53) J.Schum punts 38 yards to MIN 46, Center-B.Goode. M.Sherels to GB 34 for 20 yards (K.Brice).	
Minnesota Vikings at 3:39		
1-10-GB 34	(3:39) (Shotgun) S.Bradford pass short middle to J.McKinnon to GB 32 for 2 yards (J.Thomas).	
2-8-GB 32	(3:14) (No Huddle, Shotgun) S.Bradford sacked at GB 36 for -4 yards (N.Perry).	
3-12-GB 36	(2:35) (Shotgun) S.Bradford pass incomplete deep left to C.Johnson.	
4-12-GB 36	(2:30) (Shotgun) S.Bradford pass deep right to A.Thielen to GB 12 for 24 yards (Q.Rollins).	P19
<u>1-10-GB 12</u>	(2:21) (No Huddle, Shotgun) S.Bradford pass short middle to S.Diggs to GB 8 for 4 yards (J.Thomas).	
Two-Minute Warning		
2-6-GB 8	(2:00) (Shotgun) J.McKinnon left guard to GB 4 for 4 yards (H.Clinton-Dix).	
3-2-GB 4	(1:40) (No Huddle, Shotgun) S.Bradford pass incomplete short left to K.Rudolph (H.Clinton-Dix).	
4-2-GB 4	(1:35) (Shotgun) S.Bradford pass short middle to K.Rudolph to GB 1 for 3 yards (J.Thomas).	P20
<u>1-1-GB 1</u>	(1:18) (No Huddle) J.McKinnon up the middle to GB 1 for no gain (K.Brice; H.Clinton-Dix).	
	PENALTY on MIN, Illegal Formation, 5 yards, enforced at GB 1 - No Play.	
1-6-GB 6	(1:15) (Shotgun) S.Bradford pass incomplete short middle to K.Rudolph.	
	PENALTY on MIN-N.Easton, Offensive Holding, 10 yards, enforced at GB 6 - No Play.	
1-16-GB 16	(1:10) (Shotgun) S.Bradford pass short middle to K.Rudolph to GB 8 for 8 yards (M.Burnett).	
2-8-GB 8	(:40) (No Huddle, Shotgun) S.Bradford pass short middle to A.Thielen for 8 yards, TOUCHDOWN [K.Clark].	P21
	TWO-POINT CONVERSION ATTEMPT. J.McKinnon rushes up the middle. ATTEMPT FAILS.	
MIN 25 GB 38, 10 plays, 34 yards, 3:07 drive, 14:28 elapsed		

K.Forbath kicks onside 12 yards from MIN 35 to MIN 47. RECOVERED by MIN-J.Kearse.

Minnesota Vikings at 0:32

1-10-MIN 47	(:32) (Shotgun) S.Bradford pass short left to C.Patterson to GB 50 for 3 yards (M.Hyde).	
	Timeout #3 by MIN at 00:26.	
2-7-GB 50	(:26) (Shotgun) S.Bradford pass short left to K.Rudolph ran ob at GB 39 for 11 yards (M.Dorleant).	P22
<u>1-10-GB 39</u>	(:20) (Shotgun) S.Bradford sacked at 50 for -11 yards (N.Perry).	

END OF QUARTER

	Score	Time Poss	First Downs				Efficiencies	
			R	P	X	T	3 Down	4 Down
Minnesota Vikings	25	9:51	1	8	0	9	2/6	3/3
Green Bay Packers	38	5:09	0	3	0	3	2/3	0/0

# Miscellaneous Statistics Report

## Minnesota Vikings vs Green Bay Packers

12/24/2016 at Lambeau Field

### Ten Longest Plays for Minnesota Vikings

Yards	Qtr	Play Start	Play Description
71	2	2-6-MIN 29	(7:35) S.Bradford pass deep right to A.Thielen for 71 yards, TOUCHDOWN.
32	1	1-10-MIN 35	(:41) (Shotgun) S.Bradford pass deep left to A.Thielen ran ob at GB 33 for 32 yards (L.Gunter). GB-M.Hyde was injured during the play.
24	4	4-12-GB 36	(2:30) (Shotgun) S.Bradford pass deep right to A.Thielen to GB 12 for 24 yards (Q.Rollins).
21	2	1-10-GB 37	(14:30) (Shotgun) S.Bradford pass deep middle to K.Rudolph to GB 16 for 21 yards (J.Thomas).
20	1	1-10-MIN 31	(7:07) (Shotgun) S.Bradford pass short right to J.McKinnon pushed ob at GB 49 for 20 yards (J.Ryan).
17	1	1-10-GB 27	(5:03) S.Bradford pass deep right to A.Thielen to GB 10 for 17 yards (Q.Rollins).
16	2	1-10-MIN 24	(11:03) S.Bradford pass short left to C.Johnson to MIN 40 for 16 yards (D.Randall).
14	4	2-1-GB 24	(5:37) (No Huddle, Shotgun) S.Bradford pass short middle to M.Asiate to GB 10 for 14 yards (M.Burnett).
13	3	3-11-MIN 32	(9:13) (Shotgun) S.Bradford pass short middle to S.Diggs to MIN 45 for 13 yards (K.Brice; H.Clinton-Dix).
11	1	1-10-GB 49	(6:22) (Shotgun) J.McKinnon up the middle pushed ob at GB 38 for 11 yards (H.Clinton-Dix).

### Ten Longest Plays for Green Bay Packers

Yards	Qtr	Play Start	Play Description
48	1	1-10-GB 26	(3:28) (Shotgun) A.Rodgers pass deep left to J.Nelson to MIN 26 for 48 yards (T.Waynes).
33	2	1-10-MIN 42	(9:47) J.Spriggs reported in as eligible. A.Rodgers pass deep left to J.Nelson pushed ob at MIN 9 for 33 yards (E.Kendricks;
32	2	1-10-GB 46	(:54) (Shotgun) A.Rodgers pass deep right to G.Allison ran ob at MIN 22 for 32 yards (T.Waynes) [A.Barr].
30	4	1-20-GB 37	(13:01) (Shotgun) A.Rodgers pass deep left to J.Cook to MIN 33 for 30 yards (T.Waynes).
21	1	3-4-MIN 21	(7:20) (Shotgun) A.Rodgers pass short left to J.Nelson for 21 yards, TOUCHDOWN.
20	1	3-4-MIN 20	(1:54) (Shotgun) A.Rodgers pass deep right to D.Adams for 20 yards, TOUCHDOWN.
19	1	1-10-GB 39	(9:53) (Shotgun) A.Rodgers pass short middle to D.Adams to MIN 42 for 19 yards (H.Smith).
15	1	2-5-GB 34	(14:13) (Shotgun) A.Rodgers pass short middle to J.Nelson to GB 49 for 15 yards (T.Newman).
15	1	1-10-MIN 42	(9:12) A.Rodgers pass short left to G.Allison pushed ob at MIN 27 for 15 yards (A.Sendejo).
14	2	2-8-MIN 20	(:42) (Shotgun) A.Rodgers pass short right to J.Nelson pushed ob at MIN 6 for 14 yards (X.Rhodes).

### Touchdown Scoring Information

		Offense	Defense	Special Teams
VISITOR	Minnesota Vikings	3	0	0
HOME	Green Bay Packers	5	0	0

### Player Scoring Information

Club	Player	TD	Rush TD	Rec TD	KO TD	Punt TD	Int TD	Fum TD	Misc TD	FG	XP	2Pt Rush	2Pt Rec	Sfty	Points
MIN	A.Thielen	0	0	2	0	0	0	0	0	0	0	0	0	0	12
MIN	K.Forbath	0	0	0	0	0	0	0	0	2	1	0	0	0	7
MIN	S.Diggs	0	0	1	0	0	0	0	0	0	0	0	0	0	6
GB	J.Nelson	0	0	2	0	0	0	0	0	0	0	0	0	0	12
GB	M.Crosby	0	0	0	0	0	0	0	0	1	5	0	0	0	8
GB	A.Rodgers	0	1	0	0	0	0	0	0	0	0	0	0	0	6
GB	R.Rodgers	0	0	1	0	0	0	0	0	0	0	0	0	0	6
GB	D.Adams	0	0	1	0	0	0	0	0	0	0	0	0	0	6

### Possession Detail

	First Half		Second Half		Game	
	Visitor	Home	Visitor	Home	Visitor	Home
Largest Lead	0	15	0	25	0	25
Drives Leading	0	5	0	5	0	10
Time of Possession Leading	0:00	10:29	0:00	11:45	0:00	22:14
Largest Deficit	-15	0	-25	0	-25	0
Drives Trailing	6	0	7	0	13	0
Time of Possession Trailing	11:44	0:00	18:15	0:00	29:59	0:00
Times Score Tied Up		0		0		0
Lead Changes		1		0		1

# Playtime Percentage

Percent of playtime per player on offense, defense and special teams

Minnesota Vikings						Green Bay Packers					
		Offense	Defense	Special Teams			Offense	Defense	Special Teams		
J Sirles	T	78 100%		4	12%	L Taylor	G	59 100%		6	18%
T Clemmings	T	78 100%		4	12%	C Linsley	C	59 100%			
N Easton	C	78 100%		4	12%	T Lang	G	59 100%			
A Boone	G	78 100%		3	9%	D Bakhtiari	T	56 95%		6	18%
S Bradford	QB	78 100%				A Rodgers	QB	56 95%			
K Rudolph	TE	75 96%		4	12%	J Nelson	WR	56 95%			
A Thielen	WR	75 96%		1	3%	D Adams	WR	55 93%		2	6%
J Berger	C	62 79%		1	3%	B Bulaga	T	49 83%		5	15%
S Diggs	WR	57 73%				G Allison	WR	43 73%			
J McKinnon	RB	54 69%				T Montgomery	WR	37 63%		7	21%
C Patterson	WR	45 58%		12	35%	J Cook	TE	35 59%		2	6%
C Johnson	WR	29 37%		7	21%	R Rodgers	TE	29 49%		6	18%
M Asiata	RB	25 32%		14	41%	A Ripkowski	FB	14 24%		19	56%
R Ellison	TE	21 27%		16	47%	J Spriggs	T	14 24%		6	18%
Z Kerin	G	17 22%		4	12%	C Michael	RB	14 24%		4	12%
D Morgan	TE	7 9%		7	21%	J Janis	WR	7 12%		22	65%
J Wright	WR	1 1%				D Barclay	T	3 5%		6	18%
A Sendejo	SS		59 100%	18	53%	B Hundley	QB	3 5%			
E Kendricks	LB		59 100%	7	21%	J Kerridge	FB	1 2%			
A Barr	LB		59 100%	7	21%	Q Rollins	CB		78 100%	8	24%
H Smith	FS		59 100%	6	18%	M Burnett	SS		78 100%	8	24%
X Rhodes	CB		53 90%			H Clinton-Dix	FS		78 100%	7	21%
L Joseph	NT		51 86%	7	21%	M Hyde	SS		71 91%	22	65%
E Griffen	DE		51 86%	6	18%	J Thomas	LB		66 85%	12	35%
B Robison	DE		46 78%	6	18%	D Randall	CB		62 79%	2	6%
C Munnerlyn	CB		46 78%			C Matthews	LB		55 71%		
S Stephen	NT		39 66%	11	32%	D Jones	LB		51 65%	21	62%
T Newman	CB		38 64%	7	21%	M Daniels	DT		49 63%	4	12%
D Hunter	DE		38 64%	2	6%	K Brice	FS		43 55%	22	65%
T Waynes	CB		27 46%	18	53%	J Peppers	LB		42 54%	10	29%
C Greenway	LB		13 22%	7	21%	J Ryan	LB		36 46%	12	35%
T Johnson	DT		10 17%			N Perry	LB		34 44%		
J Trattou	DE		1 2%	23	68%	L Guion	NT		26 33%	6	18%
M Sherels	CB			23	68%	K Clark	DT		20 26%	4	12%
A Cole	LB			23	68%	L Gunter	CB		19 24%	3	9%
E Lamur	LB			23	68%	D Lowry	DE		19 24%	1	3%
K Brothers	LB			23	68%	B Martinez	LB		10 13%	24	71%
J Kearse	SS			23	68%	K Fackrell	LB		9 12%	28	82%
A Harris	FS			21	62%	C Ringo	NT		6 8%		
K Forbath	K			10	29%	M Dorleant	CB		4 5%	18	53%
J Locke	P			9	26%	M Evans	SS		2 3%	18	53%
K McDermott	LS			9	26%	J Tripp	LB			16	47%
E Robinson	LB			4	12%	M Crosby	K			13	38%
						B Goode	LS			12	35%

