



PACKERS WEEKLY MEDIA INFORMATION PACKET

GREEN BAY PACKERS **vs** DALLAS COWBOYS

SUNDAY, JANUARY 15, 2017 @ 3:40 PM CST • AT&T STADIUM





THE DOPE SHEET

OFFICIAL PROGRAM AND PUBLICATION, ACME-PACKERS FOOTBALL TEAM.

Packers Public Relations • Lambeau Field Atrium • 1265 Lombardi Avenue • Green Bay, WI 54304 • 920/569-7500 • 920/569-7201 fax
Jason Wahlers, Sarah Quick, Tom Fanning, Nathan LoCascio

VOL. XVIII; NO. 26

GREEN BAY (11-6) at DALLAS (13-3)
Sunday, Jan. 15 • AT&T Stadium • 3:40 p.m. CST

PACKERS TRAVEL TO DALLAS FOR DIVISIONAL ROUND

The Green Bay Packers will take on the Dallas Cowboys at AT&T Stadium in the Divisional round of the playoffs on Sunday. It is the second time the two teams have met this season, with Dallas winning the Week 6 matchup at Lambeau Field.



- ▶ It will be the second postseason meeting between the Packers and Cowboys in the last three years (2014 NFC Divisional) and the eighth meeting all-time in the playoffs. While Green Bay leads the regular-season series, 14-13, Dallas leads the postseason series, 4-3.
- ▶ Sunday will be the fifth game between the Packers and Cowboys since the start of the 2013 regular season.
- ▶ Including the regular and postseason, Green Bay has won five of the last six games against Dallas. During that span, only one game has taken place in Dallas, a 37-36 Packers victory during the 2013 regular season.
- ▶ The Packers and Cowboys have both made the postseason 32 times, tied with the New York Giants for the most in NFL history.
- ▶ Green Bay advanced to the Divisional round of the playoffs for the sixth time in the last seven seasons (2010-12, 2014-16), tied with the Seattle Seahawks for the most in the NFC over that span.
- ▶ The Packers are 3-3 in the Divisional Playoffs under Head Coach **Mike McCarthy**.

ON THE ROAD IN THE PLAYOFFS

- ▶ Green Bay is 4-4 in road playoff games under McCarthy, with the Packers' four wins tied (New York Jets, 4-3) for the third most in the NFL since 2006 (Baltimore Ravens, 7-5 / New York Giants, 5-2).
- ▶ Green Bay's .500 road playoff winning percentage since 2006 is the fifth best in the NFL (min. three games) over that span (San Francisco 49ers, 3-1, .750 / Giants, .714 / Ravens, .583 / Jets, .571).
- ▶ The Packers have averaged 30.4 points per game on the road in the postseason since 2006, No. 1 in the NFL over that span. They are the only team to average more than 26.0 points per game on the road in the playoffs since 2006.
- ▶ Dating back to 1970, QB Aaron Rodgers' 17 passing touchdowns in road playoff games are the third most in the NFL behind the 18 by Brett Favre and Joe Flacco.

WILD-CARD WIN

- ▶ Green Bay beat the Giants, 38-13, last Sunday in an NFC Wild Card game at Lambeau Field. It marked the third straight season that the Packers have won their opening playoff game, the longest streak by Green Bay since a five-season stretch from 1993-97.
- ▶ It was the Packers' 10th Wild Card win, the most in league annals.
- ▶ The 38 points scored by the Packers against the Giants were the most in a postseason game since Jan. 15, 2011, at Atlanta (48-21). It ranks No. 5 in team history for most points in a playoff contest, with four of the top five scoring games coming under the direction of McCarthy.
- ▶ With the victory, McCarthy has led the Packers to nine wins in the post-season, tying Vince Lombardi and Mike Holmgren for the most in team history.

NFC DIVISIONAL PLAYOFF

WITH THE CALL

FOX Sports, now in its 23rd season as an NFL network television partner, will broadcast the game to a national audience.



- ▶ Play-by-play man **Joe Buck** joins analyst **Troy Aikman** and sideline reporters **Erin Andrews** and **Chris Myers**.
- ▶ Milwaukee's WTMJ (620 AM), airing Green Bay games since November 1929, heads up the Packers Radio Network that is made up of 50 stations in five states. **Wayne Larrivee** (play-by-play) and two-time Packers Pro Bowler **Larry McCarren** (analyst) call the action. McCarren first joined the team's broadcasts in 1995 and enters his 22nd season calling Packers games. After originally being paired together in 1999, McCarren and Larrivee enter their 18th season of broadcasts together.
- ▶ Westwood One Sports will air the game on radio across the country. **Tom McCarthy** (play-by-play) and **Tony Boselli** (analyst) will call the action, with **Scott Kaplan** reporting from the sidelines and **Scott Graham** hosting the pregame and halftime shows.
- ▶ The broadcast is also available on Sirius Satellite Radio (WTMJ feed).

REGULAR SEASON (10-6)

Date	Opponent	Time (CT)	TV
Sun., Sept. 11	at Jacksonville Jaguars	.W, 27-23	63,179
Sun., Sept. 18	at Minnesota Vikings	.L, 14-17	66,813
Sun., Sept. 25	DETROIT LIONS	.W, 34-27	78,411
Sun., Oct. 2	BYE		
Sun., Oct. 9	NEW YORK GIANTS (Gold Pkg.)	.W, 23-16	78,401
Sun., Oct. 16	DALLAS COWBOYS	.L, 16-30	78,481
Thu., Oct. 20	CHICAGO BEARS	.W, 26-10	78,217
Sun., Oct. 30	at Atlanta Falcons	.L, 32-33	70,165
Sun., Nov. 6	INDIANAPOLIS COLTS (Gold Pkg.)	.L, 26-31	78,437
Sun., Nov. 13	at Tennessee Titans	.L, 25-47	69,116
Sun., Nov. 20	at Washington Redskins	.L, 24-42	77,137
Mon., Nov. 28	at Philadelphia Eagles	.W, 27-13	69,596
Sun., Dec. 4	HOUSTON TEXANS	.W, 21-13	77,867
Sun., Dec. 11	SEATTLE SEAHAWKS	.W, 38-10	78,057
Sun., Dec. 18	at Chicago Bears	.W, 30-27	61,137
Sat., Dec. 24	MINNESOTA VIKINGS	.W, 38-25	77,856
Sun., Jan. 1	at Detroit Lions	.W, 31-24	66,345

NFL POSTSEASON (1-0)

Sun., Jan. 8	NEW YORK GIANTS	.W, 38-13	77,549
Jan. 14-15	AFC and NFC Divisional Playoffs		
Jan. 22	AFC and NFC Championship Games		
Jan. 29	Pro Bowl, Camping World Stadium, Orlando, Florida		
Feb. 5	Super Bowl LI, NRG Stadium, Houston, Texas		





PACKERS AT COWBOYS - NFC DIVISIONAL PLAYOFF

POSTSEASON PROFICIENCY

As productive as QB **Aaron Rodgers** has been during the regular season in his nine years as the starter, he has also carried that over to the playoffs.

- ▶ Rodgers ranks **No. 4 in NFL postseason history** in passer rating (min. 150 attempts):

<u>Quarterback</u>	<u>Passer Rating</u>
1. Bart Starr, GB	104.8
2. Kurt Warner, STL/ARI	102.8
3. Drew Brees, SD/NO	100.7
4. Aaron Rodgers, GB	100.3
5. Alex Smith, SF/KC	99.1

- ▶ Rodgers has five postseason games (min. 15 att.) with a 120-plus passer rating, **tied for No. 1 in the NFL**:

<u>Quarterback</u>	<u>Games With 120-Plus Passer Rating</u>
1t. Aaron Rodgers (14 starts)	5
1t. Joe Montana (23 starts)	5
3t. Troy Aikman (15 starts)	4
3t. Peyton Manning (27 starts)	4

- ▶ Rodgers has posted a 110-plus passer rating in six of his 14 career postseason starts to **tie for No. 1 in league history** (min. 15 att.):

<u>Quarterback</u>	<u>Games With 110-Plus Passer Rating</u>
1t. Aaron Rodgers (14 starts)	6
1t. Joe Montana (23 starts)	6
1t. Tom Brady (31 starts)	6
4t. Troy Aikman (15 starts)	5
4t. Joe Flacco (15 starts)	5
4t. Roger Staubach (17 starts)	5
4t. Terry Bradshaw (19 starts)	5
4t. Brett Favre (24 starts)	5
4t. Peyton Manning (27 starts)	5

- ▶ Since his first postseason start in 2009, he has recorded seven 100-plus passer rating games, **No. 1 in the NFL**:

<u>Quarterback</u>	<u>Games With 100-Plus Passer Rating (Since 2009)</u>
1. Aaron Rodgers (14 starts)	7
2. Joe Flacco (15 starts)	6
3t. Tom Brady (30 starts)	5
3t. Russell Wilson (11 starts)	5

- ▶ Rodgers capped off the 2010 postseason with a 304-yard, three-TD effort vs. Pittsburgh that earned him Super Bowl MVP honors. He became just the **fourth quarterback in NFL history** to throw for 300 yards and three TDs with no INTs in a Super Bowl, joining Joe Montana, Steve Young and Jake Delhomme.

STAT OF THE WEEK

- ▶ In the Wild Card win over the New York Giants, Rodgers completed 25 of 40 passes for 362 yards and four touchdowns for a passer rating of 125.2, becoming just the **fourth QB in NFL history** to throw for 350-plus yards, four-plus TDs and no INTs in a playoff game (Peyton Manning, Kurt Warner, Alex Smith).

- ▶ In the Wild Card win over the Giants, Rodgers tied the single-game franchise playoff record with four touchdown passes, and became the **first quarterback in team history** to have two four-TD passing games in the postseason (at Arizona, Jan. 10, 2010).

- ▶ Dating back to 1970, Rodgers is tied for **No. 2 in the NFL** in postseason games with four-plus touchdown passes (according to pro-football-reference.com):

<u>Quarterback</u>	<u>Games With Four-Plus TD Passes</u>
1. Kurt Warner (13 starts)	3
2t. Aaron Rodgers (14 starts)	2
2t. Tom Brady (31 starts)	2
2t. Kerry Collins (Seven starts)	2
2t. Peyton Manning (27 starts)	2
2t. Joe Montana (23 starts)	2

- ▶ Rodgers ranks **No. 1 in franchise history** with six games with three-plus passing touchdowns.

- ▶ Dating back to 1970, Rodgers is tied for **No. 3 in the NFL** in postseason games with three-plus touchdown passes (according to pro-football-reference.com):

<u>Quarterback</u>	<u>Games With Three-Plus TD Passes</u>
1. Joe Montana (23 starts)	9
2. Tom Brady (31 starts)	8
3t. Aaron Rodgers (14 starts)	6
3t. Brett Favre (24 starts)	6
3t. Peyton Manning (27 starts)	6
6t. Kurt Warner (13 starts)	5
6t. Dan Marino (18 starts)	5

- ▶ Rodgers is **No. 1 in franchise postseason history** with five 300-yard passing games, which is **tied for No. 6 in the NFL** since 1970 (according to pro-football-reference.com).

- ▶ Rodgers has also put together some of the best performances in single postseasons in franchise history (min. 50 att.):

<u>Quarterback</u>	<u>Passer Rating</u>
1. Bart Starr, 1966	135.6
2. Aaron Rodgers, 2009	121.4
3. Aaron Rodgers, 2010	109.8

<u>Quarterback</u>	<u>Passing Touchdowns</u>
1. Aaron Rodgers, 2010	9
2. Brett Favre, 1995	8
3. Bart Starr, 1966	6

<u>Quarterback</u>	<u>Passing Yards</u>
1. Aaron Rodgers, 2010	1,094
2. Brett Favre, 1995	805
3. Brett Favre, 1997	668



PACKERS AT COWBOYS - NFC DIVISIONAL PLAYOFF

POSTSEASON PACKERS

The Packers earned the 32nd postseason berth in team history and the franchise's 19th appearance in the last 24 seasons.

- ▶ Green Bay clinched its eighth consecutive postseason berth (2009-16), a franchise record as it topped the previous mark of six straight from 1993-98.

Seasons	Consecutive Playoff Berths
1. 2009-16	8
2. 1993-98	6
3. 2001-04	4

- ▶ Green Bay's eight consecutive playoff berths is tied for the third-longest streak in NFL history behind two teams with nine (Dallas, 1975-83; Indianapolis, 2002-10). It marks just the eighth time in NFL history that a franchise has had a streak of eight-plus playoff berths.
- ▶ The Packers joined the New England Patriots as the only teams to make the playoffs each of the last eight years.
- ▶ **Mike McCarthy** became just the fourth head coach in NFL history to lead a single franchise to eight-plus consecutive playoff appearances, joining Tom Landry, Chuck Noll and Bill Belichick.
- ▶ The Packers have made the playoffs nine times in 11 seasons under McCarthy.
- ▶ McCarthy's nine postseason appearances are the most by a Packers coach since the NFL postseason began in 1933.
- ▶ Green Bay leads the NFC with nine trips to the postseason since 2007.
- ▶ Green Bay has now made the postseason 32 times, tied with the Dallas Cowboys and New York Giants for No. 1 in league annals.

Team	Postseason Appearances
1t. Green Bay	32
1t. Dallas	32
1t. N.Y. Giants	32

- ▶ The NFC Wild Card game against the New York Giants marked Green Bay's 54th postseason game, the third most in NFL history:

Team	Postseason Games
1. Dallas	60
2. Pittsburgh	58
3. Green Bay	54
4. N.Y. Giants	49

- ▶ The Packers have a 33-21 all-time record in the postseason, a .611 winning percentage that ranks **No. 3 in the NFL**:

Team	Postseason Winning Pct.
1. Baltimore	.652 (15-8)
2. New England	.617 (29-18)
3. Green Bay	.611 (33-21)
4. Pittsburgh	.603 (35-23)
5. San Francisco	.600 (30-20)
6. Oakland	.568 (25-19)

- ▶ The Packers have won five NFC North titles in the last six years, the most in the NFC over that span with no other NFC club winning more than three division titles since 2011.
- ▶ The Packers have won an NFL-record 10 Wild Card games (1982, 1993-95, 2001, 2003, 2010, 2012, 2015-16), including four under McCarthy.
- ▶ The Packers are 4-2 in Wild Card playoff games during the McCarthy era.

HOW THEY HAVE FARED

Since the NFL went to a 12-team playoff format in 1990, the Packers have made postseason appearances as all six seeds.

- ▶ Green Bay is the No. 4 seed this postseason for the fifth time since 1990.
- ▶ A breakdown of the Packers' playoff seeds, and their postseason record as that seed, from 1990-2016:

PLAYOFF SEED			
No. 1	2 times (3-1)	No. 4	4 times (4-4)
No. 2	3 times (4-3)	No. 5	3 times (1-3)
No. 3	3 times (3-4)	No. 6	2 times (5-1)

10-WIN REGULAR SEASON

- ▶ Green Bay has recorded 10 or more wins 16 times in the last 22 seasons (since 1995) after registering 10-plus victories just 13 times in the first 74 seasons the Packers were in the NFL (1921-1994).
- ▶ Green Bay's eight 10-plus-win regular seasons since 2006 are the most in the NFC and tied for the second most (Indianapolis) in the NFL over that span (New England, 11).
- ▶ In Aaron Rodgers' nine seasons as starting quarterback (since 2008), the Packers have recorded 10-plus wins seven times, the second-most seasons with 10 or more wins from 2008-16 (New England, nine).
- ▶ Green Bay finished the regular season with six consecutive wins, becoming the only team in the NFL to have a winning streak of four-plus games in each of the last eight seasons (2009-16). The six-game winning streak was the longest to end the season by the Packers since a nine-game streak in 1941. Green Bay has registered a winning streak of four-plus games in 10 of 11 seasons under McCarthy.

OTHER NOTES FROM THE WILD CARD GAME

- ▶ WR **Randall Cobb** tied the **single-game NFL postseason record** with three TD catches. The only other Packer with three TD catches in a playoff game was Sterling Sharpe (at Detroit, Jan. 8, 1994).
- ▶ Cobb became the **first player in franchise history** to register two TD catches of 30-plus yards (42, 30) in a playoff game.
- ▶ Cobb finished with 116 yards on five receptions, his second career 100-yard receiving game in the postseason. That ties him for **No. 4 in team history** behind three players with three (Robert Brooks, Antonio Freeman, Greg Jennings).
- ▶ WR **Davante Adams** led the Packers with eight catches for 125 yards (15.6 avg.) and a TD, the second 100-yard receiving game of his post-season career to move him into a **tie for No. 4 in franchise annals**.
- ▶ Adams' eight receptions are tied for the **fourth most in a game by a Packer** in the playoffs (three players with nine).
- ▶ LB **Clay Matthews** registered a sack, giving him 11.0 for his career in the playoffs (No. 1 in team history). He moved into a tie with Charles Haley and LaMarr Woodley for the **fifth-most sacks in NFL post-season history**.
- ▶ LB **Julius Peppers** posted a sack in the second quarter, giving him at least one sack in each of his three seasons with the Packers.
- ▶ CB **Damarious Randall's** 78-yard INT return in the fourth quarter was the second longest in team playoff history, trailing only George Teague's 101-yard return at Detroit on Jan. 8, 1994.
- ▶ G **T.J. Lang** became the first player in franchise history to play in a postseason game in each of his first eight seasons in the league.
- ▶ TE **Jared Cook** hauled in five receptions for 48 yards (9.6 avg.). His five receptions tied for the most among tight ends (Miami TE Dion Sims) in this year's Wild Card games. His 48 receiving yards were the most by a Green Bay tight end since Jermichael Finley recorded 159 yards on six receptions (26.5 avg.) on Jan. 10, 2010, at Arizona.
- ▶ Including the regular and postseason, it is the **first time in franchise history** (since turnovers were kept in 1933) that the Packers have posted zero giveaways in five straight games.



PACKERS AT COWBOYS - NFC DIVISIONAL PLAYOFF

WHERE THEY STAND

A look at where some current Packers rank in the career postseason franchise record book:

<u>Player</u>	<u>Passing Yards</u>
1. Brett Favre	5,311
2. Aaron Rodgers	3,816
3. Bart Starr	1,753

<u>Player</u>	<u>Passing TDs</u>
1. Brett Favre	39
2. Aaron Rodgers	31
3. Bart Starr	15

<u>Player</u>	<u>300-Yard Games</u>
1. Aaron Rodgers	5
2. Brett Favre	3

<u>Player</u>	<u>100-Plus Rating Games</u>
1. Brett Favre	9
2. Aaron Rodgers	7
3. Bart Starr	6

<u>Player</u>	<u>Completion Pct.</u>
1. Aaron Rodgers	63.71
2. Bart Starr	61.03
3. Lynn Dickey	61.02

<u>Player</u>	<u>Receiving Yards</u>
1. Antonio Freeman	748
2. Donald Driver	675
3. Greg Jennings	673
4. Robert Brooks	651
5. Jordy Nelson	601
6. Carroll Dale	534
7. James Jones	491
8. Randall Cobb	452
9. Boyd Dowler	440
10. Dorsey Levens	387
11. Davante Adams	297

<u>Player</u>	<u>Receiving TDs</u>
1. Antonio Freeman	10
2. Greg Jennings	6
3t. Randall Cobb	5
3t. Boyd Dowler	5
4t. James Jones	4
4t. Jordy Nelson	4
4t. Robert Brooks	4
4t. Mark Chmura	4
4t. Max McGee	4
4t. Sterling Sharpe	4
11t. Davante Adams, Carroll Dale, Donald Driver, Bubba Franks, John Kuhn	3

► In the 2015 playoffs, LB Nick Perry tied the franchise record for sacks in a single postseason (LB Clay Matthews, 2010) with 3.5.

► Perry's six career postseason sacks rank No. 3 in franchise history and are the most in team history (since 1982) by a player in his first five games with Green Bay.

► Green Bay has three players on the roster that rank in the top four in franchise history in sacks in the postseason:

<u>Player</u>	<u>Sacks</u>
1. Clay Matthews	11.0
2. Reggie White	8.0
3. Nick Perry	6.0
4. Julius Peppers	4.5
5t. Keith McKenzie, Sean Jones	4.0

<u>Player</u>	<u>Points</u>
1. Mason Crosby	126
2. Chris Jacke	73

<u>Player</u>	<u>Field Goals</u>
1. Mason Crosby	24
2t. Chris Jacke	15
2t. Ryan Longwell	15

► RB **James Starks** ranks No. 3 in rushing yards in franchise postseason history:

<u>Player</u>	<u>Rushing Yards</u>
1. Dorsey Levens	647
2. Edgar Bennett	561
3. James Starks	523
4. Ahman Green	521
5. Jim Taylor	508
6. Eddie Lacy	407
7. Ryan Grant	334
8. Paul Hornung	323
9. Aaron Rodgers	212

► Starks is tied for No. 2 in franchise postseason history with one 100-yard rushing game:

<u>Player</u>	<u>100-Yard Rushing Games</u>
1. Dorsey Levens	3
2t. Eddie Lacy, James Starks	1
and five others	

► **K Mason Crosby** is on a current NFL-record streak of 21 consecutive field goals made in the playoffs. With two field goals in the Divisional round game at Arizona in the 2015 playoffs, he passed David Akers (19).

► Crosby also has scored in his last 16 consecutive postseason games, a franchise record.

► Crosby has made 24 of 26 field goals (92.3 percent) in the postseason, **tied for No. 1 in NFL history** among kickers with 20-plus attempts (NE Stephen Gostkowski, 24 of 26).



PACKERS AT COWBOYS - NFC DIVISIONAL PLAYOFF

AT THE HELM

Having led Green Bay to the playoffs in nine of his 11 seasons as head coach, **Mike McCarthy** is joined by Vince Lombardi and Mike Holmgren as the only coaches to guide the Packers to a Super Bowl win with a victory over Pittsburgh in Super Bowl XLV.

- ▶ McCarthy guided the Packers to a franchise-record fourth consecutive division title in 2014. In his 11 seasons, he has won six division titles, tying Vince Lombardi for the second most in franchise history.
- ▶ With a win at Tampa Bay in Week 16 of the 2014 season, McCarthy passed Lombardi for the No. 2 spot in team history as far as overall victories:

Coach	Overall Wins
1. Curly Lambeau, 1921-49	212
2. Mike McCarthy, 2006-16	123
3. Vince Lombardi, 1959-67	98
4. Mike Holmgren, 1992-98	84

- ▶ The 123 overall wins are the most in the NFC and the second most in the NFL since 2006 (New England, 150).
- ▶ McCarthy reached 100 career wins (including playoffs) in just his 155th game. He was the fastest to reach 100 wins in the NFL since George Seifert in 1996 (132 games).
- ▶ McCarthy's 114 regular-season wins in his first 11 years as a head coach (2006-16) are **tied for No. 3 in NFL history**:

Coach	Wins In First 11 Regular Seasons
1. Don Shula, BAL/MIA	117
2. Joe Gibbs, WAS	115
3t. Mike McCarthy, GB	114
3t. Tony Dungy, TB/IND	114
3t. George Seifert, SF/CAR	114

- ▶ McCarthy recorded his third regular season with 12-plus wins in 2014 (2007, 2011), passing Curly Lambeau (1929, 1931), Lombardi (1962, 1966), Holmgren (1996-97) and Mike Sherman (2001-02) for the most by a coach in franchise history.
- ▶ McCarthy has guided the Packers to five seasons with 11-plus wins (2007, 2009, 2011-12, 2014), passing Lombardi (1961-63, 1966) and Holmgren (1995-98) for the **most by a coach in franchise history**.
- ▶ McCarthy's eight regular seasons with 10-plus wins are a **franchise record** (since 1921). Among current NFL head coaches only Bill Belichick (16) and Andy Reid (11) have more 10-plus win seasons.
- ▶ McCarthy is the **only coach in franchise history** to post three or more consecutive 10-win seasons twice in his career (2009-12, 2014-16).
- ▶ McCarthy joined Pittsburgh's Bill Cowher (2005) as the only Super Bowl-winning coaches to lead their respective teams to three road wins as the No. 6 seed in the postseason en route to a world title.
- ▶ Including playoffs, McCarthy has a 123-68-1 record since taking over as head coach in 2006, a .643 winning percentage that ranks **No. 2 among current NFL head coaches** (minimum 100 games):

Coach	Winning Pct.
1. Bill Belichick, CLE/NE	.675 (260-125)
2. Mike McCarthy, GB	.643 (123-68-1)
3. Mike Tomlin, PIT	.640 (110-62)

- ▶ McCarthy coached in his 134th game in Week 13 at Detroit in 2013 (including playoffs), moving him past Bart Starr for No. 2 in team history:

Coach	Overall Games
1. Curly Lambeau, 1921-49	339
2. Mike McCarthy, 2006-16	192
3. Bart Starr, 1975-83	133

- ▶ In the Week 6 victory over the San Diego Chargers in 2015, McCarthy earned the 100th regular-season win of his career in just his 150th game, making him the **seventh-fastest coach in NFL history and the fastest current NFL coach** to reach the 100-win plateau:

Coach (Current)	Games Needed For 100 Regular-Season Wins
1. Mike McCarthy, GB	150
2. Andy Reid, PHI/KC	164
3. Bill Belichick, CLE/NE	177
4. John Fox, CAR/DEN	182

- ▶ Since McCarthy took over in 2006, the Packers rank **No. 2 in the NFL** in regular-season winning percentage:

Team	Winning Pct.
1. New England	.784 (138-38)
2. Green Bay	.651 (114-61-1)
3. Indianapolis	.636 (112-64)

WINNING WAYS

- ▶ The Packers are the only NFC team and one of two teams in the league (New England) to make the playoffs each of the past eight seasons (2009-16). Those eight appearances are more than the rest of the NFC North Division combined during that span (Minnesota-three / Detroit-three / Chicago-one).
- ▶ McCarthy became just the **fourth head coach in NFL history** to lead a single franchise to eight-plus consecutive playoff appearances:

Coach	Years
Tom Landry, DAL	1966-73 and 1975-83
Chuck Noll, PIT	1972-79
Mike McCarthy, GB	2009-16
Bill Belichick, NE	2009-16

- ▶ There are seven teams in the NFL with five-plus playoff appearances from 2009-16, with only two in the NFC (New England and **Green Bay, eight** / Cincinnati and Seattle, six / Baltimore, Denver, Indianapolis, five).
- ▶ From 2009-12, Green Bay posted four straight 10-win seasons, **tying a franchise record** that was done three other times in club annals (1929-32, 1995-98, 2001-04). The Packers' win total of 47 from 2009-12, ranks second in franchise history for a four-year period.
- ▶ Green Bay's seven 10-win regular seasons since 2009 are **No. 2 in the NFL**:

Team	10-Win Regular Seasons (Since 2009)
1. New England	8
2. Green Bay	7
3t. Cincinnati/Indianapolis	5

- ▶ A look at the top regular-season win totals in the league since 2009:

Team	Regular-Season Wins (Since 2009)
1. New England	99
2. Green Bay	87
3. Pittsburgh	81
4. Denver	79

THE DOPE ON THIS WEEK'S OPPONENT:

Packers vs. Cowboys:

All-time, Regular season:
14-13-0

All-time, Postseason:
3-4

All-time, in Dallas:
6-12-0

Streaks: The Packers have won five of the last six matchups.

Last meeting, postseason:

Jan. 11, 2015; Packers won, 26-21, Lambeau Field



COACHES CAPSULES

Mike McCarthy: 123-68-1, .643 (incl. 9-7 postseason); 11th NFL season

Jason Garrett: 59-47-0, .526 (inc. 1-1 postseason); 7th NFL season

Head to Head: McCarthy 4-1

vs. Opponent: McCarthy 5-3 vs. Cowboys; Garrett 1-4 vs. Packers

MIKE MCCARTHY...Is in his 11th year as the Packers' 14th head coach.

- ▶ Joined Vince Lombardi and Mike Holmgren as the only coaches to guide the Packers to a Super Bowl title with a win over Pittsburgh in Super Bowl XLV.
- ▶ Led the Packers to their eighth consecutive playoff appearance this season, joining New England as the only two NFL teams to do so over that span. Has also led the team to nine playoff appearances in the last 10 years (2007, 2009-16).
- ▶ Guided the Packers to top-10 finishes in scoring in eight straight seasons (2007-14), joining the Patriots as the only other team to accomplish the feat over that time; Packers finished first overall in scoring in 2014.
- ▶ His .651 winning percentage during the regular season (114-61-1) ranks No. 2 among active NFL head coaches (min. 50 games).
- ▶ Had 114 regular-season wins in his first 11 seasons as a head coach, tied for No. 3 in NFL history.

JASON GARRETT...Is in his sixth full season as the Cowboys' eighth head coach. Was the interim head coach for the final eight games in 2010.

- ▶ In 2014, coached Dallas to a 12-4 record, its first winning season and playoff appearance since 2009.
- ▶ Has helped guide the Cowboys to a top-10 offensive ranking six times (2007, 2009, 2010, 2012, 2014, 2016) in his tenure as offensive coordinator and then head coach.
- ▶ Was named NFL Assistant Coach of the Year by *Pro Football Weekly* for the 2007 season.
- ▶ Won Super Bowls XXVII, XXVIII and XXX as a quarterback for the Cowboys.

THE PACKERS-COWBOYS SERIES

- ▶ These clubs squared off in one of the most famous games in league history, the 1967 NFL Championship, dubbed the 'Ice Bowl.' Kickoff temperature was recorded as minus-13 with a minus-46 wind chill, the coldest game in league annals. Bart Starr's game-winning TD, a 1-yard dive with 13 seconds left, sealed Green Bay's third straight NFL championship en route to its second consecutive Super Bowl title.
- ▶ Green Bay won 10 of the first 15 in the series, in which Tom Landry and Vince Lombardi - former assistants on the same N.Y. Giants staff in the 1950s - turned it into one of the NFL's preeminent rivalries.
- ▶ The teams met in the 2014 NFC Divisional playoffs, with Green Bay coming away victorious, 26-21. After a controversial fourth-down catch by Cowboys WR Dez Bryant was ruled incomplete late in the fourth quarter, the Packers drove to run out the last few minutes of the clock.

NOTABLE CONNECTIONS

Green Bay RB Christine Michael played for Dallas for part of the 2015 season, attended Texas A&M from 2009-12 and is from Beaumont, Texas... Packers LB Joe Thomas spent a couple of weeks on the Cowboys' practice squad in 2015... Packers executive vice president, general manager & director of football operations Ted Thompson is from Atlanta, Texas, about 175 miles east of Dallas, and attended Southern Methodist... RB Ty Montgomery went to St. Mark's High School of Texas in Dallas... G Lane Taylor is from Arlington, Texas and attended Martin High School... Packers K Mason Crosby (Georgetown), LS Brett Goode (Pampa), WR and FB Aaron Ripkowski (Dayton) are also from Texas... Green Bay assistant offensive line coach David Raih was the director of high school relations at Texas Tech in 2013... Dallas secondary coach Joe Baker coached at Wisconsin in 1999 and for the Packers in 2005... Cowboys T Doug Free played at Lincoln High in Manitowoc, Wis. ... Dallas QB Tony Romo starred in golf, basketball and football at Burlington (Wis.) High... Green Bay senior personnel executive Alonzo Highsmith played for the Cowboys from 1990-91... From 2003-11, Packers area scout John Wojciechowski was the Northeast area scout for the Cowboys... Cowboys C Travis Frederick played at Wisconsin from 2009-12 and went to Big Foot High in Walworth, Wis. ... Cowboys safeties coach Greg Jackson was a coach for the Badgers in 2010... Packers LB Julius Peppers was coached in Chicago by Dallas defensive coordinator/defensive line coach Rod Marinelli from 2010-12... Baker coached with Packers head coach Mike McCarthy (2000-04), associate head coach/linebackers Winston Moss (2000-04) and special teams coordinator Ron Zook (2000-01) in New Orleans... Green Bay defensive quality control coach Ejiro Evero (2009) and quarterbacks coach Alex Van Pelt (2010-11) coached in Tampa Bay with Baker... Cowboys head coach Jason Garrett and Packers defensive coordinator Dom Capers coached together in Miami in 2006... Evero coached Dallas OL Joe Looney (2013) and CB Leon McFadden (2014) and coached with Jackson (2011-14) in San Francisco... Evero and Cowboys assistant head coach/special teams coordinator Rich Bisaccia coached in Tampa Bay from 2007-09... Packers LB Jordan Tripp played in Jacksonville with Cowboys DT Richard Ash in 2015... Green Bay tight end coach Brian Angelichio coached with Cowboys senior offensive assistant Steve Loney from 2012-13 with the Buccaneers... Loney and Packers defensive line coach Mike Trgovac were colleagues at Colorado State from 1990-91... Packers QB Aaron Rodgers and Cowboys LS L.P. Ladouceur played at California in 2003... Packers LB Clay Matthews (2008) and LB Nick Perry (2009-10) played with Cowboys T Tyron Smith at Southern California... Matthews and Dallas QB Mark Sanchez were Trojans teammates from 2006-08... Green Bay C Corey Linsley played at Ohio State in 2013 with Cowboys RB Ezekiel Elliott... Dallas RB Darren McFadden and Goode were Arkansas teammates from 2005-06... Cowboys LB Anthony Hitchens played at Iowa with Green Bay DT Mike Daniels (2010-11) and DB Micah Hyde (2010-12)... Packers G Lane Taylor was Oklahoma State teammates with Cowboys K Dan Bailey (2009-10) and WR Dez Bryant (2009)... Green Bay WR Jeff Janis played at Saginaw Valley State with Cowboys S Jeff Heath from 2010-12.

LAST MEETING, POSTSEASON

Jan. 11, 2015, Lambeau Field, Packers won, 26-21

- ▶ The Packers had production from WRs Davante Adams (seven receptions for 117 yards, 16.7 avg., and one TD) and Randall Cobb (eight receptions for 116 yards, 14.5 avg.).
- ▶ Dallas QB Tony Romo completed 15 of 19 passes for 191 yards and two TDs (143.6 passer rating).
- ▶ QB Aaron Rodgers threw for 316 yards and three TDs while completing 24 of 35 passes (125.4 passer rating).
- ▶ RB Eddie Lacy ran for 101 yards on 19 carries (5.3 avg.).



PACKERS AT COWBOYS - NFC DIVISIONAL PLAYOFF

OFFENSIVE STRETCH

The Green Bay Packers' offense emerged throughout the regular season, ranking near the top of the league both as a team and individually over the final 11 weeks (Weeks 7-17) in numerous categories:

Team	Points Per Game
1. Atlanta	34.1
2. New England	29.2
3. Green Bay	28.9
4. New Orleans	28.5
5. Arizona	26.5

Team	Games With 21-Plus Points
1. Green Bay	11
2t. Atlanta	9
2t. New England	9
4t. Seven teams	8

Team	Touchdowns
1. Atlanta	40
2. Green Bay	39
3. New Orleans	36
4. New England	34

Team	First Downs
1. New Orleans	276
2. Green Bay	247
3. Atlanta	241
4t. Philadelphia/Tampa Bay	234

Player	Passing Yards
1. Drew Brees, NO	3,474
2. Aaron Rodgers, GB	3,258
3. Kirk Cousins, WAS	3,222
4. Sam Bradford, MIN	2,887
5. Russell Wilson, SEA	2,885

Player	Passing Touchdowns
1. Aaron Rodgers, GB	30
2t. Drew Brees, NO	23
2t. Matt Ryan, ATL	23

Player	Completions
1. Drew Brees, NO	321
2. Sam Bradford, MIN	307
3. Aaron Rodgers, GB	292
4. Carson Wentz, PHI	277

Player	Games With 100-Plus Passer Rating
1. Aaron Rodgers, GB	8
2t. Drew Brees, NO	7
2t. Matt Ryan, ATL	7

Player	100-Yard Receiving Games
1. Travis Kelce, KC	6
2t. Davante Adams, GB /	
Jordy Nelson, GB , three others	4

Player	Receptions
1t. Jordy Nelson, GB	71
2t. Julian Edelman, NE	70
2t. Larry Fitzgerald, ARI	70
4. Zach Ertz, PHI	68

Player	Receiving Touchdowns
1t. Davante Adams, GB	9
1t. Jordy Nelson, GB	9
3. Mike Evans, TB	8
4t. Five players	7

Player	Games With A TD Catch
1t. Jordy Nelson, GB	7
1t. Kenny Stills, NO	7
3t. Davante Adams, GB	6
3t. Cameron Brate, TB	6
3t. Rishard Matthews, TEN	6
3t. Donte Moncrief, IND	6
3t. Sterling Shepard, NYG	6

Team	Average Yards Per Carry
1. Buffalo	5.19
2. Cleveland	5.01
3. Dallas	4.81
4. San Francisco	4.80
5. Green Bay	4.78

Team	Interceptions
1. N.Y. Giants	15
2t. Green Bay	14
2t. Tampa Bay	14

- QB **Aaron Rodgers** did not throw an interception in the last seven games (Weeks 11-17) to set the franchise record (min. 15 att.). He had six-game streaks in 2014 and 2014-15 and QB Bart Starr had a six-game streak in 1964.
- Rodgers has not thrown an INT in his last 245 attempts, the second-best mark in team history next to Starr's streak of 294 in 1964.
- Rodgers' seven games without an interception (min. 15 pass att.) is the longest active streak in the NFL and was the longest during the 2016 regular season.
- Rodgers had multiple passing touchdowns in eight straight games (Week 7-14), tied for the longest streak in the NFL this season (Marcus Mariota) and the second longest of his career (13-game streak in 2011).
- In Week 14 vs. Seattle, Rodgers registered a 150.8 passer rating (18 of 23, 246 yards, three TDs, no INTs). It marked the fourth game with a 150-plus rating in his career.
- Rodgers posted a 158.3 passer rating in the first half of Week 14 (12 of 15, 202 yards, two TDs), the third time in his career that he has posted a perfect passer rating in the first half of a game (at Cleveland in 2009, vs. Detroit in 2010).
- Over the last four games of the regular season, the Packers registered a league-best 13 takeaways while not committing a turnover.
- Four straight games without a giveaway tied the longest single-season streak (2014) by the Packers since 1933 (the first season turnovers were recorded).
- With just 17 giveaways in the 2016 regular season, the top six single-season giveaway marks in franchise history have all come under Head Coach **Mike McCarthy** (2009, 2011-12, 2014-16).



PACKERS AT COWBOYS - NFC DIVISIONAL PLAYOFF

IN THE RED ZONE

According to STATS, QB **Aaron Rodgers** ranked near the top of the league in several red-zone categories during the 2016 regular season:

Player	Red-Zone Passing TDs
1. Aaron Rodgers, GB	31
2. Drew Brees, NO	28

Player	Red-Zone Completions
1. Drew Brees, NO	74
2. Aaron Rodgers, GB	64

Player	Red-Zone Passing Yards
1. Drew Brees, NO	423
2. Aaron Rodgers, GB	382

► WR **Jordy Nelson** led the NFL in receptions and receiving touchdowns in the red zone this season:

Player	Red-Zone Receptions
1. Jordy Nelson, GB	19
2t. Anquan Boldin, DET	14
2t. Kyle Rudolph, MIN	14

Player	Red-Zone Rec. TDs
1. Jordy Nelson, GB	11
2. Cameron Brate, TB	8
3t. Davante Adams, GB , five others	7

► Nelson's 11 red-zone touchdown receptions in 2016 were a career high and tied for the top mark by a Packer since STATS began recording in 1991 (11: James Jones, 2012; Sterling Sharpe, 1994).

ODDS AND ENDS

Below are some random notes from the 2016 regular season:

- For the first time since 1956 (Rote/Howton) the Packers had both the league's passing-TD leader (Aaron Rodgers) and the receiving-TD leader (Jordy Nelson) in the same season.
- Green Bay's victory in Week 16 was the 217th at Lambeau Field, the most home wins by any franchise at one stadium in NFL history. The Packers surpassed Chicago, which had 216 victories at Wrigley Field.
- The Packers scored 30-plus points in four straight games (Weeks 14-17), which tied for the second-longest streak (2003, 2007, 2011) in franchise history (seven in 1963).
- Green Bay tied for No. 6 in the NFL with 40 sacks in 2016, joining Denver and Minnesota as the only teams in the NFL to record 40-plus sacks as a team in each of the last five seasons (2012-16). It is also the longest streak by the Packers since team sacks began to be recorded in 1963.
- The Packers eclipsed 400 total net yards seven times during the 2016 regular season (406 vs. N.Y. Giants and Chicago Bears / 405 vs. Indianapolis / 402 at Tennessee / 424 at Washington / 451 at Chicago / 448 at Detroit), for the fifth-most games with 400 total net yards in the NFL.
- The Packers scored 21 or more points in 14 games during the 2016 regular season, tied with New England for No. 2 in the NFL (15, Atlanta).
- In Weeks 16-17, QB **Aaron Rodgers** became the first Green Bay QB to register 300-plus passing yards, four-plus passing TDs and no INTs in back-to-back games in a single season.
- In Week 16, Rodgers recorded his second career game with 300-plus passing yards, four-plus passing TDs and one-plus rushing TDs. According to pro-football-reference.com, he joined Drew Brees (three) and Peyton Manning (two) as the only players with multiple games with those numbers.
- In Weeks 14-15, Green Bay had 10 takeaways and zero giveaways. According to the Elias Sports Bureau it was the first time since Sept. 17-24, 1978 (15 takeaways, five giveaways) that Green Bay was plus-10 or better in turnover differential over a two-game span.

- The Packers posted six takeaways (five INTs, one fumble recovery) in the Week 14 win over Seattle, their first six-takeaway game since Dec. 26, 2010, vs. the N.Y. Giants. With zero giveaways, Green Bay posted a plus-six turnover differential for the first time since Oct. 27, 1991, at Tampa Bay (eight takeaways, two giveaways).
- Week 14 was Green Bay's first five-interception game since posting five at Chicago in Week 17 in 2006.
- In Weeks 12-14, the Packers allowed 13 or fewer points in each contest, the first time doing so in three straight games since 2010 (Weeks 8-9, 11).
- Green Bay gave up one or zero sacks in three consecutive games (Weeks 12-14), the first time doing so since four straight to end the 2014 season (Weeks 14-17).
- The Packers' 98-yard TD drive in the fourth quarter of the Week 13 victory vs. Houston was the team's longest TD drive since a 99-yarder at Cleveland on Oct. 25, 2009.
- The Packers converted 71.4 percent of third downs in Week 12 (10-14), the highest single-game third-down conversion rate in the NFL this season and the second highest under Head Coach **Mike McCarthy** (72.2 percent, 13-18, Oct. 27, 2013, at Minnesota).
- The Packers finished **No. 4 in the NFL** in points per game in the 2016 regular season; their **ninth top-10 finish in the last 10 seasons**.

Team	Points Per Game
1. Atlanta	33.9
2. New Orleans	29.3
3. New England	27.6
4. Green Bay	27.0
5. Dallas	26.3

► Green Bay ranked **No. 2 in the NFL** in third-down conversions this season:

Team	Third-Down Percentage
1. New Orleans	48.6
2. Green Bay	46.7
3. Tennessee	46.1

- Rodgers ranked **No. 2 in the NFL** in 2016 with a 116.2 passer rating on third down (Tom Brady, 127.7). His 16 passing touchdowns on third down **led the NFL**.
- The Packers ranked **No. 5 in the NFL** in time of possession (31:14).
- Green Bay was **No. 7 in the NFL** in rushing yards per play (4.6).
- The Packers **tied for No. 6 in sacks** (40) and ranked **No. 7 in the NFL** in sacks/pass attempt (7.01 percent) this season.
- Green Bay's defense ranked **No. 5 in the NFL** this season with an interception rate of 2.98 percent and **tied for No. 4** with 17 interceptions.
- Rodgers threw for 371 yards in Week 10 and 351 yards in Week 11, marking only the third time in his career he has thrown for 350-plus passing yards in back-to-back games (2009, 2011).
- Rodgers registered a passer rating of 115.0-plus in seven games during the 2016 regular season (129.3 vs. Detroit / 125.5 at Atlanta / 115.0 at Washington / 116.7 at Philadelphia / 150.8 vs. Seattle / 136.6 vs. Minnesota / 126.0 at Detroit):

Player	Games With 115.0 Passer Rating
1t. Matt Ryan, ATL	8
2t. Aaron Rodgers	7
2t. Dak Prescott, DAL	7
2t. Tom Brady, NE	7

- According to the Elias Sports Bureau, Green Bay recorded 23-plus first downs in five consecutive games (Weeks 5-9) in a single regular season for the first time in franchise history.
- In Week 7, Green Bay recorded 32 first downs, the most by the Packers since Nov. 27, 1983, at Atlanta (32). It tied for the second most in franchise history. Green Bay also possessed the ball for 39:36, the best mark by the team since Oct. 27, 2013, at Minnesota (40:54).



PACKERS AT COWBOYS - NFC DIVISIONAL PLAYOFF

GROUP EFFORT

The Packers have a history of relying on many receivers over the years and that continued during the 2016 regular season.

- ▶ The Packers were one of two teams in the NFL (New Orleans) to have three wide receivers with 60-plus receptions and 600-plus receiving yards each this season (**Jordy Nelson** - 97 rec. for 1,257 yds. / **Davante Adams** - 75 rec. for 997 yds. / **Randall Cobb** - 60 rec. for 610 yds.).
- ▶ Nelson (14) and Adams (12) were the **only teammate duo in the NFL** with 10-plus touchdown catches this season.
- ▶ Adams and Nelson are just the **second duo in team history to both record 10-plus TD catches in the same season** (Nelson and Cobb in 2014).
- ▶ Nelson finished **No. 1 in the NFL** in receiving touchdowns this season and Adams was **tied for No. 2**:

Player	Receiving TDs
1. Jordy Nelson, GB	14
2t. Davante Adams, GB	12
2t. Antonio Brown, PIT	12
2t. Mike Evans, TB	12
5. Odell Beckham Jr., NYG	10

- ▶ Nelson **tied for No. 4 in the NFL** with five 100-yard receiving games this season while Adams (four) was **tied for No. 6**.
- ▶ Adams and Nelson joined New Orleans WR Brandin Cooks and Tampa Bay WR Mike Evans as the only players to record 100-plus yards receiving and two-plus TDs in two games during the 2016 regular season.
- ▶ Nelson and Adams **tied for No. 1 in the NFL** this season with three multi-receiving touchdown games (Beckham, Brown, Evans).
- ▶ Adams and New England WR Chris Hogan were the **only players in the league this season** to have two games with four-plus receptions and a 25-plus-yard receiving average.
- ▶ During the 2016 regular season, Green Bay had one or more players register 10-plus receptions and/or 100-plus receiving yards in 12 games.
- ▶ The Packers' six individual 10-catch games came via four different players (Adams-two, **Ty Montgomery**-two, Cobb, Nelson). According to the Elias Sports Bureau, four different players having at least one 10-catch game is **tied for the most in a single season in NFL history** (2015 New England Patriots / 2013 Atlanta Falcons / 2010 Indianapolis Colts / 2002 St. Louis Rams / 1991 Buffalo Bills).
- ▶ Green Bay's six individual 10-catch games were the **most in a single season in franchise history** (five in 2004 / three in 2014, 1993, 1942).
- ▶ Despite missing six games due to injury, TE **Jared Cook** totaled 30 receptions for 377 yards (12.6 avg.) and a touchdown. He is one of only five tight ends in the league with 30-plus receptions each of the last six seasons (2011-16), joining Antonio Gates, Jimmy Graham, Greg Olsen and Jason Witten.
- ▶ In Week 11, Cook registered 105 yards and one touchdown on six receptions (17.5 avg.). According to the Elias Sports Bureau, Cook became only the second TE (Benjamin Watson) to register a 100-yard receiving game with three different franchises.
- ▶ Dating back to 1996, Cook's 17.5 yards-per-catch average was the third highest by a Green Bay tight end in single game (min. five receptions), according to STATS (Jermichael Finley, Oct. 5, 2009, six for 128 yards, 21.3 avg. / Richard Rodgers, Dec. 3, 2015, eight for 146 yards, 18.3 avg.).
- ▶ In Week 10, Adams became the only Packer player to register three receptions of 35-plus yards in the same game (dating back to 1991).
- ▶ Week 10 also saw Adams (six receptions for 156 yards) and Nelson (12 receptions for 126 yards, one TD) become the second pair of teammates to record 120-plus receiving yards in the same game this season (New Orleans WRs Willie Snead and Cooks in Week 1).
- ▶ In Week 9, the Packers had four players with a reception of 20-plus yards (Nelson, Adams, TE **Richard Rodgers**, WR **Jeff Janis**).

- ▶ With 12 receptions for 74 yards (6.2 avg.) in Week 8, Adams became the first Packer to have back-to-back games with 12-plus catches, and his 25 over Weeks 7-8 were a franchise record for most over a two-game span.
- ▶ Week 8 also saw three Packers post their first career TD catches in the game at Atlanta (Janis, **Geronimo Allison**, **Trevor Davis**), which was the first time an NFL team had done that since the Jets on Oct. 23, 2000. Allison and Davis became first rookie duo to both have a TD catch in a game for the Packers since Max McGee and Joe Johnson on Dec. 12, 1954.
- ▶ According to the Elias Sports Bureau, in Week 7 the Packers became just the second team in NFL history to feature three players with 10-plus catches in a game (Adams, 13; Cobb, 11; Montgomery, 10), joining the New England Patriots (Leroy Thompson, Ben Coates, Michael Timpson) vs. Minnesota on Nov. 13, 1994.
- ▶ Adams' 13 receptions for 132 yards (10.2 avg.) and two touchdowns against Chicago tied for the second-most receptions in a single game in franchise history (Don Hutson, 13 receptions vs. Cleveland, Oct. 18, 1942, and 14 vs. N.Y. Giants on Nov. 22, 1942).
- ▶ Montgomery became the first Packer to post back-to-back games with 10-plus catches (10 vs. Dallas in Week 6) since WR Sterling Sharpe in 1993 (Oct. 10, Oct. 24). Adams joined him in Weeks 7 (13) and 8 (12). The only other player to accomplish that feat in a single season in team annals is Hutson in 1942 (Nov. 15, Nov. 22).
- ▶ Montgomery recorded 60 yards rushing and 66 yards receiving in Week 7, becoming the first Green Bay player since RB Ahman Green (63 rushing/68 receiving) at Detroit on Sept. 24, 2006, to register 60-plus rushing yards and 60-plus receiving yards in a game.

NELSON MAKES AN IMPACT

- ▶ This season, Nelson joined WR Sterling Sharpe as the **only players in team history** to record two seasons with 95-plus catches.
- ▶ In 2016, Nelson registered the fourth 1,200-yard (1,257) receiving season of his career, tying James Lofton for the **best mark in team history**.
- ▶ This was the third time in Nelson's career that he recorded 10-plus receiving TDs in a season (2011 and 2014). He joined Sterling Sharpe (four) and Don Hutson (three) as the **only players in franchise history to post 10-plus TD catches in three or more seasons**.
- ▶ Nelson is the **first player in franchise history to record 13-plus receiving touchdowns in three different seasons** (2011, 2014, 2016). His three seasons of 13-plus TD receptions tie Pro Football Hall of Famers Lance Alworth, Cris Carter and Marvin Harrison for the fourth most in NFL history. Only Pro Football Hall of Famer Jerry Rice (eight), Terrell Owens (seven) and Randy Moss (six) have more such seasons in NFL history.
- ▶ With at least one touchdown reception in 11 games this season, Nelson tied Sharpe (1992 and 1994) for the most games with at least one TD catch in a single season in franchise history.
- ▶ Nelson (95) recorded his **third straight 85-catch season**, joining Sharpe (1992-94) as the only to do so in team history.
- ▶ Nelson has 25 100-yard receiving games in his career, **passing Don Hutson (24) for No. 3 in team history**. He trails Sharpe (29) for the second most.
- ▶ QB **Aaron Rodgers** and Nelson have connected for 59 touchdowns, **the most by a duo in team history** (Brett Favre and Antonio Freeman, 57).
- ▶ Nelson (63) passed Donald Driver (61) for the **third-most receiving touchdowns in franchise history** (Sharpe, 65 / Hutson, 99).
- ▶ Nelson also ranks in the top five in franchise history in both receptions and receiving yards:

Packers Player	Receptions
1. Donald Driver, 1999-2012	743
2. Sterling Sharpe, 1988-94	595
3. James Lofton, 1978-86	530
4. Jordy Nelson, 2008-present	497

Packers Player	Receiving Yards
1. Donald Driver, 1999-2012	10,137
2. James Lofton, 1978-86	9,656
3. Sterling Sharpe, 1988-94	8,134
4. Don Hutson, 1935-45	7,991
5. Jordy Nelson, 2008-present	7,366



PACKERS AT COWBOYS - NFC DIVISIONAL PLAYOFF

QUICK OUT OF THE GATE

The Packers started games fast during the 2016 regular season, scoring touchdowns in the first quarter in 12 of 16 games (**tied for No. 4 in the NFL**), including a touchdown in 10 contests.

- ▶ Green Bay's 12 games of scoring points in the first quarter **tied for No. 2 among Packers teams since 2000**:

<u>Year</u>	<u>Games Scoring Points in the First Quarter</u>
1. 2014	16
2t. 2016	12
2t. 2015	12
2t. 2011	12
2t. 2009	12

- ▶ Green Bay ranked near the top of the NFL in a few other first-quarter categories during the 2016 regular season:

<u>Team</u>	<u>Points On First Offensive Poss. (2016)</u>
1. Atlanta	69
2. San Diego	65
3. New England	61
4. Green Bay	58

<u>Team</u>	<u>Points Per Game/First Quarter (2016)</u>
1. Atlanta	8.7
2. New England	8.1
3. Cincinnati	6.1
4. Pittsburgh	5.9
5t. Green Bay	5.8
5t. Baltimore	5.8

<u>Team</u>	<u>First-Quarter Touchdowns (2016)</u>
1t. Atlanta	16
1t. New England	16
3t. Green Bay	12
3t. Cincinnati	12
3t. Pittsburgh	12

- ▶ The Packers scored 13 touchdowns in the first quarter in 2015, **tied for No. 2 in the NFL** (Washington, 13 / New Orleans, 16).
- ▶ Dating back to 2014, Green Bay has scored in the first quarter in 40 of 48 regular-season games, **No. 1 in the NFL**.
- ▶ Green Bay leads the NFL in first-quarter scoring since 2014:

<u>Team</u>	<u>First-Quarter Points (Since 2014)</u>
1. Green Bay	350
2. New England	297
3. Atlanta	282
4. New Orleans	265
5. Cincinnati	254

- ▶ QB **Aaron Rodgers** threw 10 touchdowns in the first quarter this season, **No. 1 in the NFL**:

<u>Player</u>	<u>First-Quarter TD Passes (2016)</u>
1. Aaron Rodgers, GB	10
2t. Ben Roethlisberger, PIT	9
2t. Matt Ryan, ATL	9

- ▶ Dating back to 1991, Rodgers owns five of the top seven single-season marks for passing touchdowns during the first quarter for the Packers:

<u>Player</u>	<u>First Quarter Passing TDs</u>
1. Aaron Rodgers, 2011	11
2t. Aaron Rodgers, 2016	10
2t. Aaron Rodgers, 2014	10
2t. Brett Favre, 1998	10
2t. Brett Favre, 1995	10
6t. Aaron Rodgers, 2015	9
6t. Aaron Rodgers, 2012	9

- ▶ Rodgers posted a 158.3 passer rating in the first half of Week 14 (12 of 15, 202 yards, two TDs), the third time in his career that he has posted a perfect passer rating in the first half of a game (at Cleveland in 2009, vs. Detroit in 2010).
- ▶ Rodgers has thrown 63 touchdowns and seven interceptions in the first half since the start of the 2014 regular season.
- ▶ Since 2014, Rodgers ranks in the top five in the NFL in a few first-half passing categories (min. 400 att.):

<u>Player</u>	<u>First-Half Passer Rating</u>
1. Aaron Rodgers, GB	106.6
2. Tom Brady, NE	104.3
3. Kirk Cousins, WAS	101.6
4. Drew Brees, NO	101.3
5. Matt Ryan, ATL	100.7

<u>Player</u>	<u>First-Half Passing Touchdowns</u>
1. Aaron Rodgers, GB	63
2. Tom Brady, NE	54
3t. Eli Manning, NYG	47
3t. Philip Rivers, SD	47
5. Drew Brees, NO	46

<u>Player</u>	<u>First-Half TD/INT Ratio</u>
1. Aaron Rodgers, GB	9.00
2. Tom Brady, NE	6.75
3. Marcus Mariota, TEN	4.33
4. Eli Manning, NYG	3.13
5. Kirk Cousins, WAS	3.10

- ▶ Green Bay ranked **No. 3 in the NFL** during the 2016 regular season in first-half points (238), trailing the Atlanta Falcons (296) and New England Patriots (242).
- ▶ Dating back to 2006, the Packers have recorded three of the top seven single-season first-half point totals in the NFL:

<u>Team</u>	<u>First-Half Points</u>
1. New England, 2007	333
2. Green Bay, 2014	310
3. Atlanta, 2016	296
4. New England, 2012	290
5. Denver, 2013	288
6. Green Bay, 2011	286
7. Green Bay, 2009	269



PACKERS AT COWBOYS - NFC DIVISIONAL PLAYOFF

RODGERS AND TOUCHDOWNS

QB **Aaron Rodgers** has found the end zone a lot in his career, and that continued in the 2016 regular season. Rodgers threw for a league-best 40 touchdowns, his franchise-record fourth season (2011-12, 2014, 2016) with 35-plus TD passes (Brett Favre, three, 1995-97).

- ▶ With 40 passing TDs during the 2016 regular season, Rodgers became just the fourth QB in NFL history to record two seasons with 40-plus TD passes (Dan Marino, Peyton Manning, Drew Brees).
- ▶ Rodgers now has five seasons with 4,000-plus passing yards and 30-plus passing TDs (2009, 2011-12, 2014, 2016), further extending his team mark.
- ▶ In 2016, Rodgers registered his third straight season with 30-plus touchdown passes, the second-longest streak in franchise history (Favre, five straight, 1994-98)
- ▶ Rodgers finished **No. 1 in the NFL** in 2016 in passing touchdowns:

Player	TD Passes (2016)
1. Aaron Rodgers, GB	40
2. Matt Ryan, ATL	38
3. Drew Brees, NO	37

- ▶ Rodgers finished the 2016 regular season ranked **No. 1 in the NFL** in games with multiple passing touchdowns and zero interceptions:

Player	Games With Multiple TD Passes and Zero INTs (2016)
1. Aaron Rodgers, GB	10
2t. Tom Brady, NE	8
2t. Matt Ryan, ATL	8

- ▶ Rodgers had multiple passing touchdowns in eight straight games (Week 7-14), tied for the longest streak in the NFL for the 2016 season (Marcus Mariota) and the second longest of his career (13-game streak in 2011).
- ▶ Rodgers registered four touchdown passes in the first half of the Week 3 victory vs. Detroit. It was the second time in his career that he recorded four-plus touchdowns in the first half (six vs. Chicago, Nov. 9, 2014).
- ▶ In 2016, Rodgers was **No. 1 in the NFL** with four games with four-plus TD passes and zero INTs, **the most in a season in franchise history**, passing his own mark set in 2011 and Favre's total in 1995.
- ▶ Rodgers has thrown four-plus touchdowns in a game 20 times, a **franchise record**, the **sixth most in NFL history** and **No. 3 among active quarterbacks**:

Player (Active)	Games W/ Four-Plus TD Passes
1. Drew Brees, SD/NO	31
2. Tom Brady, NE	26
3. Aaron Rodgers, GB	20
4. Eli Manning, NYG	14
5. Ben Roethlisberger, PIT	12

- ▶ Rodgers was **tied for No. 1 in the NFL** during the 2016 regular season in games with three-plus passing touchdowns:

Player	Games With Three-Plus TD Passes (2016)
1t. Aaron Rodgers, GB	8
1t. Drew Brees, SD/NO	8
3t. Three players	7

- ▶ Rodgers registered three-plus passing touchdowns in three consecutive games (Weeks 7-9 in 2016), totaling 10 touchdowns and one interception over that span. It marked the fifth time in his career that Rodgers registered three-plus passing touchdowns in three or more games in a single season (five: Games 6-10 in 2011 / four: Games 4-7 in 2012 and 2014 / three: Games 14-16 in 2012).

- ▶ Rodgers ranks **No. 4 in NFL history** and **No. 1 in franchise history** with 39 games with three-plus touchdown passes and zero interceptions. He was **No. 1 in the NFL for the 2016 season** in games with three-plus passing touchdowns and zero interceptions:

Player	Games With Three-Plus TD Passes and Zero INTs (2016)
1. Aaron Rodgers, GB	7
2. Tom Brady, NE	6
3t. Four players	4

- ▶ In 2016, Rodgers became the **first NFL quarterback** to record seven games with three-plus TDs/zero INTs in two seasons (eight games in 2014). The only other QBs to do accomplish that feat in a season were Brady (eight in 2007) and Manning (seven in 2013).
- ▶ In Week 14, Rodgers recorded a 66-yard TD pass to WR Davante Adams, giving him a TD pass of 65 yards or more in each of the last nine seasons (2008-16). Rodgers joins Drew Brees as the only QBs in the league to do so over that span.

RODGERS THE RUNNER

With injuries costing Green Bay's top two running backs significant time this season, QB **Aaron Rodgers** helped try to fill the void.

- ▶ Rodgers is just the **fourth QB in NFL history** to post 35,000-plus passing yards and 2,500-plus rushing yards in his career, joining Fran Tarkenton, John Elway and Donovan McNabb as the only players to accomplish that feat.
- ▶ Rodgers ranked **No. 7 in the NFL** (min. 25 att.) among quarterbacks in rushing average (5.51) and **tied for No. 5** in rushing touchdowns (four) during the 2016 regular season.
- ▶ Rodgers recorded a career high 369 yards rushing during the 2016 regular season, the most by a Green Bay QB since Tobin Rote (398) in 1956.
- ▶ Rodgers finished the 2016 regular season **No. 4 in the NFL** in rushing yards among quarterbacks:

Player	Rushing Yards (QBs)
1. Tyrod Taylor, BUF	580
2. Colin Kaepernick, SF	468
3. Aaron Rodgers, GB	369
4t. Blake Bortles, JAX	359
4t. Cam Newton, CAR	359

- ▶ Rodgers now has four 300-yard rushing seasons, **No. 2 in franchise history among QBs** behind only Rote (five).
- ▶ Rodgers ranks **No. 2 among active quarterbacks in the NFL** in rushing touchdowns since 2008:

Player	Rushing TDs (QBs Since 2008)
1. Cam Newton, CAR	48
2. Aaron Rodgers, GB	25
3. Andy Dalton, CIN	18

- ▶ In Weeks 8-10, Rodgers became the first Packers quarterback since Rote in 1955 to register a run of 20-plus yards in three consecutive games.
- ▶ Rodgers led the Packers with a career-best 60 rushing yards on six carries (10.0 avg.) at Atlanta. He recorded three runs of 10-plus yards, tying his single-game career high (at Indianapolis, Oct. 7, 2012, and vs. Cincinnati, Sept. 20, 2009).
- ▶ Dating back to 1960, Rodgers' 60 rushing yards in Week 8 were the second most in a single game by a Green Bay quarterback, trailing only the 88 yards on eight carries (11.0 avg.) by Don Majkowski at Detroit, Sept. 30, 1990.
- ▶ Rodgers joined Cam Newton (Dec. 20, 2015, at NYG) as the only QBs over the past four seasons (2013-16) to post four-plus passing TDs and 60-plus rushing yards in the same game.
- ▶ By rushing for 43 yards on six carries (7.2 avg.) in Week 9, Rodgers recorded 40-plus rushing yards in back-to-back games for the first time in his career.



PACKERS AT COWBOYS - NFC DIVISIONAL PLAYOFF

TAKING HIS PLACE AMONG THE GAME'S BEST

QB **Aaron Rodgers** surpassed the 1,500-attempt plateau for his career in 2010, the benchmark to qualify for passer rating in the NFL record book.

▶ Rodgers ranks **No. 1 in NFL history** in career passer rating:

Quarterback	Career Passer Rating
1. Aaron Rodgers, GB	104.1
2. Russell Wilson, SEA	99.6
3. Tom Brady, NE	97.2
4. Tony Romo, DAL	97.1
5. Steve Young, TB/SF	96.8

▶ Rodgers registered the sixth 4,000-yard passing season of his career in 2016, setting the **franchise record** as he surpassed Brett Favre's mark of five 4,000-yard seasons.

▶ Rodgers had 11 zero-INT games this season (min. 15 att.), the third time in his career with 10-plus zero-INT games (13 in 2014, 12 in 2009). The only other QB in team history to have 10 in a season was Starr (10) in 1964.

▶ In 2016, Rodgers set the **single-season franchise record for completions** with 401, surpassing Favre's mark of 372 in 2005.

▶ In the Week 7 victory over Chicago, Rodgers set a **single-game franchise record** with 39 completions, besting the previous high of 36 by Favre at Chicago on Dec. 5, 1993.

▶ Rodgers went over the 35,000-yard passing mark for his career this season in Week 11 at Washington. According to the Elias Sports Bureau, he reached the mark on his 4,446th attempt, the **second-fewest attempts needed in NFL history** behind QB Johnny Unitas (4,388 attempts).

▶ Rodgers reached 250 touchdown passes in Week 12 of 2015. He did in his 121st career game, surpassing MIA QB Dan Marino (128) for the NFL record.

▶ Where Rodgers ranks among active NFL quarterbacks **since he took over as the starter in 2008** (min. 1,200 attempts):

Quarterback	Passing Yards (Since 2008)
1. Drew Brees, NO	44,922
2. Philip Rivers, SD	39,145
3. Matt Ryan, ATL	37,701
4. Eli Manning, NYG	36,829
5. Aaron Rodgers, GB	36,498

Quarterback	Passing TDs (Since 2008)
1. Drew Brees, NO	331
2. Aaron Rodgers, GB	296
3. Philip Rivers, SD	270

Quarterback	Passer Rating (Since 2008)
1. Aaron Rodgers, GB	104.5
2. Drew Brees, NO	100.7
3. Tom Brady, NE	100.6

Quarterback	Yards/Attempt (Since 2008)
1. Russell Wilson, SEA	7.98
2. Aaron Rodgers, GB	7.94
3. Philip Rivers, SD	7.88

Quarterback	INT Percentage (Since 2008)
1. Tom Brady, NE	1.4
2. Aaron Rodgers, GB	1.5
3. Colin Kaepernick, SF	1.8

Quarterback	25-Yard Passes (Since 2008)
1. Drew Brees, NO	339
2. Aaron Rodgers, GB	318
3. Philip Rivers, SD	294
4. Eli Manning, NYG	292

▶ In 2016, Rodgers posted a season passer rating of 104.2, the seventh time in his career that he has registered a 100-plus passer rating, the most in NFL history (Peyton Manning and Steve Young, six each).

▶ Rodgers recorded his sixth season with 500-plus attempts and eight or fewer INTs in 2016, the most in NFL history (Tom Brady, three; nine others with one).

▶ The 2016 regular season saw Rodgers become just the second QB in NFL history to have 600-plus passing attempts and seven or fewer INTs in a season (Brady, 624 attempts, seven INTs in 2015).

▶ In Week 14, Rodgers recorded a passer rating of 150.8 in a win over Seattle, marking his fourth career game a passer rating of 150-plus which is the fourth most (min. 10 pass att.) among active quarterbacks (Drew Brees and Tom Brady, five / Ben Roethlisberger, eight).

▶ Rodgers rushed for a touchdown in Week 16, marking his 13th game with two-plus passing touchdowns and one-plus rushing touchdowns since 2008, which is **No. 2 among NFL QBs** over that span behind Cam Newton (18).

▶ Dating back to 1921, Rodgers has the most seasons with 30-plus touchdowns and less than 10 interceptions (according to pro-football-reference.com):

Player	Seasons With 30-Plus TD Passes/Less Than 10 INTs
1t. Aaron Rodgers, GB	6
1t. Tom Brady, NE	5
3t. Seven players	1

▶ Rodgers owns four of the top five single-season totals in touchdown passes in franchise history:

Player	TD Passes
1. Aaron Rodgers, 2011	45
2. Aaron Rodgers, 2016	40
3t. Aaron Rodgers, 2012	39
3t. Brett Favre, 1996	39
5t. Aaron Rodgers, 2014	38
5t. Brett Favre, 1995	38

▶ A look at where Rodgers ranks in the NFL in several categories **since 2014** (min. 600 attempts):

Quarterback	Passer Rating (Since 2014)
1. Tom Brady, NE	103.1
2. Aaron Rodgers, GB	102.8
3. Drew Brees, NO	99.9
4. Matt Ryan, ATL	99.2
5. Russell Wilson, SEA	99.0

Quarterback	TD Passes (Since 2014)
1. Aaron Rodgers, GB	109
2. Drew Brees, NO	102
3. Tom Brady, NE	97
4. Philip Rivers, SD	93

Quarterback	TD Percentage (Since 2014)
1. Aaron Rodgers, GB	6.4
2. Tom Brady, NE	5.9

Quarterback	TD/INT Ratio (Since 2014)
1. Aaron Rodgers, GB	5.45 (109/20)
2. Tom Brady, NE	5.39 (97/18)
3. Tyrod Taylor, BUF	3.08 (37/12)



PACKERS AT COWBOYS - NFC DIVISIONAL PLAYOFF

CLAY FINDS HIS WAY TO THE BALL

LB **Clay Matthews** continues to make an impact on opposing offenses. Despite injuries forcing him to miss four games and limiting him in six others, Matthews ranked third on the team with five sacks in 2016.

- For the first time in his career, Matthews recorded at least one sack in each of the first three regular-season games he played in.
- In 2015, Matthews was selected to his sixth Pro Bowl and first as an inside linebacker after recording 6.5 sacks (second on the team), 14 QB hits (No. 1 on the team), and a career-high 84 tackles (No. 2 on the team). He was also one of three players (Micah Hyde, Sam Shields) on the team to have an interception and a fumble recovery.
- It was the seventh consecutive season he recorded six or more sacks, **tied for the second-most** six-plus-sack seasons in the NFL since 2009, trailing teammate LB **Julius Peppers**, who has eight:

Player	Six-Plus-Sack Seasons (Since 2009)
1. Julius Peppers, CAR/CHI/GB	8
2t. Clay Matthews, GB	7
2t. Ahmad Brooks, SF	7
2t. Calais Campbell, ARI	7
2t. Tamba Hali, KC	7
2t. Cameron Wake, MIA	7
2t. DeMarcus Ware, DAL/DEN	7

- Matthews and Peppers rank in the top 10 in sacks since 2009 among active players:

Player	Sacks (Since 2009)
1. DeMarcus Ware, DEN	85.0
2. Cameron Wake, MIA	81.5
3. J.J. Watt, HOU	76.0
4. Von Miller, DEN	73.5
5t. Julius Peppers, CAR/CHI/GB	73.0
5t. Elvis Dumervil, DEN/BAL	73.0
7. Clay Matthews, GB	72.5
8. Tamba Hali, KC	71.0

- Matthews is **tied for No. 1 in team history** in 10-sack seasons and is **No. 4** in two-sack games:

Player	10-Sack Seasons
1t. Clay Matthews, 2009-10, 2012, 2014	4
1t. Reggie White, 1993, 1995, 1997-98	4
1t. Kabeer Gbaja-Biamila, 2001-04	4

Player	Two-Sack Games
1. Reggie White, 1993-98	16
2. Kabeer Gbaja-Biamila, 2000-08	15
3. Tim Harris, 1986-90	14
4. Clay Matthews, 2009-16	13

- Matthews is **No. 2 in team history** with 72.5 career sacks:

Player	Career Sacks
1. Kabeer Gbaja-Biamila, 2000-08	74.5
2. Clay Matthews, 2009-16	72.5
3. Reggie White, 1993-98	68.5

BURNETT BRINGS IT

Packers S **Morgan Burnett** has been a steady force on the Packers defense for years, starting 94 games (including playoffs) since 2011.

- From 2011-14, he was the only Packer to surpass 100 tackles each season, and despite missing five games in 2015, he tied for the team lead in solo tackles (54) and led the team with 14 total tackles in the postseason. In 2016, he was **No. 1 on the team** in tackles (92) despite missing a game.
- He set a single-season career high with three sacks in 2016, **No. 2 among safeties** according to STATS:

Player	Sacks (2016)
1. Landon Collins, NYG	4.0
2. Morgan Burnett, GB	3.0
3t. Four players	2.0

- Burnett recorded two interceptions in 2016, tied for the second most of his career (two in 2012 / three in 2011).
- Burnett has 7.5 sacks since 2011, **tied for No. 4** among safeties over that time span:

Player	Sacks (Since 2011)
1t. Roman Harper, NO/CAR	8.5
1t. T.J. Ward, CLE/DEN	8.5
3. Reshad Jones, MIA	8.0
4. Morgan Burnett, GB / Harrison Smith, MIN 7.5	

- He ranks **No. 3 among Green Bay safeties** (since 1982) in career sacks, according to STATS:

Packers Safety	Career Sacks
1. LeRoy Butler	20.5
2. Mark Murphy	11.0
3. Morgan Burnett	7.5

ONE OF THE BEST

Packers LB **Julius Peppers** is one of the greatest pass rushers of all-time and continues to contribute, finishing **No. 2 on the team** with 7.5 sacks during the 2016 regular season.

- Peppers recorded a streak of three straight games with a sack in each season with the Packers (Weeks 7-8 and 10 in 2014, Weeks 4-6 in 2015, Weeks 11-13 this season).
- The 2015 season (10.5) marked his ninth season with 10-plus sacks, which tied John Randle for the fourth-most 10-sack seasons since 1982 (Bruce Smith, 13 / Reggie White, 12 / Kevin Greene, 10).
- Peppers ranks **No. 1 among active players** in career sacks during the regular season:

Player	Career Sacks
1. Julius Peppers (CAR/CHI/GB)	143.5
2. DeMarcus Ware (DAL/DEN)	138.5
3. Robert Mathis, IND	123.0

- Peppers passed Michael Strahan (141.5) for **No. 5 in NFL history** with 143.5 career sacks (since 1982). He trails Chris Doleman (150.5) for No. 4 all-time. The four players ahead of him on the all-time sack list (Bruce Smith, Reggie White, Kevin Greene, Doleman) are all in the Pro Football Hall of Fame.
- Peppers recorded a sack and forced fumble in two games during the 2016 season (Dallas, at Chicago). According to STATS LLC, he is **tied for No. 4 in the NFL** in forced fumbles (47) since 1994.



PACKERS AT COWBOYS - NFC DIVISIONAL PLAYOFF

PERRY LEADS THE RUSH

Packers LB **Nick Perry** led a pass rush that recorded multiple sacks in 13 of 16 games in 2016 and included two-plus sacks by seven players.

- ▶ Despite missing two games, Perry registered a team-high 11 sacks, **tied for No. 8 in the NFL** in 2016. He became the 11th player in team history (since 1982) to register a double-digit sack total in a season.
- ▶ Perry registered a half-sack or more in 10 games during the 2016 season, **tied for No. 2 in the NFL**:

Player	Games With Half-Sack Or More
1. Danielle Hunter, MIN	11
2t. Nick Perry, GB	10
2t. Lorenzo Alexander, BUF	10
2t. Ryan Kerrigan, WAS	10
2t. Von Miller, DEN	10
2t. Cameron Wake, MIA	10

- ▶ In Week 6, Perry registered his first career interception and added a sack, making him the first Green Bay LB to post both in a game since **Clay Matthews** at the N.Y. Giants on Dec. 4, 2011.
- ▶ Perry matched his career high with a team-best two sacks in Week 3 vs. Detroit and Week 16 vs. Minnesota.
- ▶ Perry had at least one two-sack game in each of the last four seasons (2013-16), the lone Packer to accomplish that feat over that span.

CONTINUAL IMPACT

In his career, DT **Mike Daniels** has seen his playing time steadily increase as well as his production. After playing in 14 games as a rookie in 2012, he has played in every game since the start of the 2013 season.

- ▶ In Week 2 at Minnesota, he recorded a sack and tied for the team lead with four QB hits. In Week 3, he led the Packers with two QB hits, and he registered a sack in Weeks 8, 12 and 16, while also recovering a fumble in Week 16 as well, the third of his career.
- ▶ In 2015, Daniels led the Packers' defensive line in tackles (66) and sacks (four). He finished third on the team with 12 QB hits.
- ▶ In Week 5 versus St. Louis last season, he tied for the team lead with a career-best nine tackles (eight solo).
- ▶ Daniels registered his first career interception in Week 16 at Arizona (2015), returning it 23 yards. According to STATS LLC, it was the first interception by a Packers DT since Cullen Jenkins on Oct. 18, 2009. Dating back to 1960, his 23-yard interception return was the longest by a Green Bay DT on an interception.
- ▶ He led Green Bay's defensive line with 5.5 sacks and was the team leader in quarterback hits (19) and pressures (22) during the 2014 regular season.
- ▶ Daniels is fourth on the Packers with 20.0 sacks since the start of the 2013 season. He is **No. 12 among NFL defensive tackles** over that span, according to STATS LLC.
- ▶ Daniels ranks **No. 3 among Packers defensive tackles** in sacks (since 1982), according to STATS LLC:

Packers Defensive Tackles	Sacks (Since 1982)
1. Cullen Jenkins, 2004-10	29.0
2. Santan Dotson, 1996-2001	26.0
3. Mike Daniels, 2012-present	22.0
4t. Cletidus Hunt, 1999-2004	17.0
4t. Corey Williams, 2004-07	17.0
6. Matt Brock, 1989-94	12.5
7. B.J. Raji, 2009-15	11.0

ON THE RISE

S **Ha Ha Clinton-Dix** has been a presence on the Packers defense since his rookie season and earned his first trip to the Pro Bowl in 2016.

- ▶ After starting 10 of 16 games and both postseason contests as a rookie, he has started every game since 2015.
- ▶ His career-best five interceptions are **tied for No. 5 in the NFL** this season and **tied for No. 1 among safeties** (HOU Quintin Demps, OAK Reggie Nelson, NYG Landon Collins).
- ▶ According to STATS, it is the most interceptions by a Packers safety in a single season since Charles Woodson (seven) and Charlie Peprah (five) in 2011.
- ▶ In 2016, Clinton-Dix posted a career-high two interceptions in both Week 9 and Week 14, becoming the first Packer to have two two-INT games in a season since Woodson in 2011.
- ▶ In Week 9, he joined CB Al Harris (vs. New Orleans, Oct. 9, 2005) as the only players to post two INTs in a first quarter for the Packers since 1993.
- ▶ His three career postseason interceptions **rank No. 1 among safeties** since he entered the league in 2014, according to STATS.
- ▶ Clinton-Dix finished second on the team with 95 tackles (73 solo) in 2014 and led the Packers with 117 tackles (97 solo) in 2015.
- ▶ He registered a total of three interceptions last season (including playoffs). He tied for fourth on the team with two during the regular season and registered one in the postseason.
- ▶ According to STATS, his three sacks during the 2015 regular season were tied for the fifth most in a single regular season by a Packers safety (since 1982) and the most since Mark Roman recorded 3.5 in 2004.
- ▶ Clinton-Dix's three sacks also tied for **No. 3 in the NFL** in 2015 among safeties.
- ▶ During the 2015 regular season, he registered eight-plus tackles in eight games, including setting career highs in both total tackles (12) and solo tackles (11) in the Week 10 game vs. Detroit, in which he also registered an interception.

RACKING UP POINTS

K **Mason Crosby** is moving his way up the record books.

- ▶ Crosby passed Ryan Longwell in Week 2 of the 2015 season to become the franchise career points leader:

Player	Career Points
1. Mason Crosby, 2007-16	1,267
2. Ryan Longwell, 1997-2004	1,054
3. Don Hutson, 1935-45	823

- ▶ Crosby's 1,267 points are the **second most by an NFL player in his first 10 seasons** (NE Stephen Gostkowski (1,330 - 2006-15).
- ▶ Crosby (1,393) passed Longwell (1,119) for the most points scored in the regular and postseason combined in franchise history.
- ▶ Dating back to 2013, Crosby has made 110 field goals during the regular season, **tied for No. 6 in the NFL** over that span.
- ▶ Crosby recorded 122 points during the 2016 season, giving him the 10th 100-point season of his career and **extending his franchise record**. Crosby's 10 seasons with 100-plus points are the **most in the NFL since 2007**.
- ▶ In Week 11 of 2015, he tied the single-game team record with five field goals and became the first player in NFL history to have five field goals of 40-plus yards in a game. In the same game, Crosby connected on a 52-yard field goal, extending his career franchise record for the most 50-yard FGs to 26.



PACKERS AT COWBOYS - NFC DIVISIONAL PLAYOFF

ON THE ROAD AGAIN

Green Bay went 7-1 away from Lambeau Field in 2011, with the seven road wins setting a single-season franchise record.

- ▶ The Packers have been able to stay above the .500 mark on the road during Head Coach **Mike McCarthy's** tenure, a notable achievement in the National Football League.
- ▶ Since 2006, McCarthy's first season as the head coach in Green Bay, only nine of 32 NFL teams have regular-season road records above .500.

Team	W-L Record	Pct.
1. New England	63-25-0	.716
2. Dallas	51-37-0	.580
3. Indianapolis	50-38-0	.568
4. Green Bay	49-39-0	.557
5t. Denver	47-41-0	.534
5t. N.Y. Giants	47-41-0	.534
5t. Pittsburgh	47-41-0	.534
8. Philadelphia	46-41-1	.528
9. New Orleans	46-42-0	.523

326 AND COUNTING

Another packed house at Lambeau Field against the Minnesota Vikings in Week 16 brought the stadium's consecutive-sellouts streak to 326 regular-season games (not including replacement games).

- ▶ The league's longest-tenured stadium, Lambeau Field is hosting its 60th season of football in 2016. For the victory over Dallas in the Divisional round of the 2014 playoffs, Packers fans set a new Lambeau Field paid attendance record (79,704).
- ▶ Across American professional sports, only Boston's Fenway Park (1912) and Chicago's Wrigley Field (1914) have longer tenures.

THE LAMBEAU ADVANTAGE

The crown jewel of the National Football League, Lambeau Field has long been known as one of the tougher venues to play in, particularly during the harsh Wisconsin winter.

- ▶ Re-establishing home-field advantage after a 4-4 mark in 2008 was one of the goals of 2009, and with the Packers finishing 6-2 at home, they accomplished that goal. Green Bay followed that up with a 7-1 mark at Lambeau Field in 2010, a perfect 8-0 record in 2011, the first undefeated home mark since 2002, and a 7-1 mark in 2012. The Packers were one of two teams to finish undefeated at home during the 2014 regular season (Denver).
- ▶ Head Coach **Mike McCarthy** stated consistently upon his arrival in Green Bay that one of the team's goals would be to reclaim the mystique of playing at Lambeau Field. Mission accomplished. The team is 65-22-1 (.744) at home in the regular season since 2006, **No. 2 in the NFL**.
- ▶ Since **Ron Wolf** and **Mike Holmgren** began the revitalization of the franchise in 1992, Green Bay owns the best home record in the NFL. A look at the top regular-season home W-L records since the '92 season:

Team	W-L Record	Pct.
1. Green Bay	152-47-1	.763
2. New England	145-55-0	.725
3. Pittsburgh	144-55-1	.723

HOT AT HOME

Since the start of 2009, the Packers have been one of the best teams in the league at home during the regular season:

Team	W-L Record	Pct.
1. New England	57-7-0	.891
2. Green Bay	51-12-1	.805
3. Baltimore	48-16-0	.750
4. Seattle	47-17-0	.734
5. Pittsburgh	46-18-0	.719

IN THE FREE-AGENCY ERA

Talk of unrestricted free agency in the early '90s led many to forecast tough times for the small-town Green Bay Packers.

- ▶ However, Green Bay has remained among the most successful teams since the advent of free agency in 1993. The Packers have won 10 or more games 15 times since '93 and captured 10 division crowns.
- ▶ A look at the most successful teams in the free-agency era:

Team	W-L Since '93	Pct.	Playoff Berths
1. New England	260-124-0	.677	18
2. Green Bay	245-138-1	.639	18
3. Pittsburgh	241-142-1	.629	16
4. Denver	233-151-0	.607	13
5. Indianapolis	225-159-0	.586	16

IN THE LEAGUE RANKINGS REGULAR SEASON
















GREEN BAY (Team)		DALLAS (Team)	
Category	NFC NFL	Category	NFC NFL
Turnover Margin (+8)	3 6	Turnover Margin (+5)	5 9t
Points Scored (27.0)	3 4	Points Scored (26.3)	4 5
Points Allowed (24.3)	10 21	Points Allowed (19.1)	3 5
Total Offense (368.8)	5 8	Total Offense (376.7)	4 5
Rushing (106.3)	9 20	Rushing (149.8)	1 2
Passing (262.4)	4 7	Passing (226.9)	13 23
Total Defense (363.9)	11 22	Total Defense (343.9)	7 14
vs. Rush (94.7)	5 8	vs. Rush (83.5)	1 1
vs. Pass (269.3)	15 31	vs. Pass (260.4)	12 26
Third-Down Offense (46.7%)	2 2	Third-Down Offense (42.3%)	6 10
Third-Down Defense (41.2%)	11 24	Third-Down Defense (39.1%)	8 15
Red-Zone Offense (60.6%)	6 10	Red-Zone Offense (66.7%)	2 3
Red-Zone Defense (62.2%)	13 28	Red-Zone Defense (53.7%)	5 14

GREEN BAY (Individual)		DALLAS (Individual)	
Category	NFC NFL	Category	NFC NFL
Passing: A.Rodgers (104.2)	3 4	Passing: Prescott (104.9)	2 3
Rushing: Montgomery (457)	19 41	Rushing: Elliott (1,631)	1 1
Receptions: Nelson (97)	3 5	Receptions: Beasley (75)	16t 28t
Rec. Yds.: Nelson (1,257)	4 6	Rec. Yds.: Beasley (833)	25 44
Interceptions: Clinton-Dix (5)2t 5t	Interceptions: Church (2)23t 47t
Sacks: Perry (11.0)5t 8t	Sacks: Mayowa (6.0)27t 47t



PACKERS AT COWBOYS - NFC DIVISIONAL PLAYOFF

2016 REGULAR SEASON OPPONENTS

		NFL Rank	
	Record	Offense	Defense
 at Jacksonville Jaguars..(3-13)		23	6
 at Minnesota Vikings..(8-8)		28	3
 Detroit Lions.....(9-7)		21	18
 New York Giants.....(11-5)		25	10
 Dallas Cowboys.....(13-3)		5	14
 Chicago Bears(3-13)		15	15
 at Atlanta Falcons(11-5)		2	25
 Indianapolis Colts.....(8-8)		10	30
 at Tennessee Titans....(9-7)		11	20
 at Washington Redskins..(8-7-1)		3	28
 at Philadelphia Eagles..(7-9)		22	13
 Houston Texans.....(9-7)		29	1
 Seattle Seahawks.....(10-5-1)		12	5

A LOOK AT THE SCHEDULE

The Green Bay Packers' 96th NFL regular-season schedule is headlined by five prime-time games (subject to flexible scheduling).

- ▶ Green Bay's schedule includes five games against 2015 playoff teams. Three of those contests (Minnesota, Houston, Seattle) will be at Lambeau Field, while two (Minnesota, Washington) will come on the road.
- ▶ The Packers kicked off their season on the road for the fourth consecutive year, the longest streak in team history, opening with two road games for the first time since 1924. Green Bay traveled to Jacksonville, playing on the road against an AFC team in Week 1 for the first time since facing the New England Patriots in 1985.
- ▶ Green Bay faced division opponents in Weeks 2-3. They began with a trip to Minnesota to face the Vikings in a prime-time game and returned to Lambeau Field last week for the home opener against the Detroit Lions.
- ▶ For the second time in four years, the Packers had their bye in Week 4.
- ▶ Green Bay returned to action with three consecutive home games against NFC teams over a 12-day span. In Week 5, the Packers played on Sunday night against the New York Giants. It was the Giants' first regular-season game at Lambeau Field since 2010. In Week 6, Green Bay played the Dallas Cowboys for the fourth consecutive season (including playoffs) and for the second straight year at home in the regular season. Green Bay finished the homestand playing the Chicago Bears on a Thursday night for the second consecutive season (11th straight year in primetime).
- ▶ Four of the Packers' next five games were on the road, including three road games in a row for the first time since 2012.
- ▶ After a trip to play the Atlanta Falcons in Week 8, Green Bay faced the Indianapolis Colts at home for the first time since 2008. The Packers made just their third regular-season visit to Tennessee to play the Titans in Week 10.
- ▶ Green Bay played two prime-time road games in a row, first traveling to play against the Washington Redskins on a Sunday night in Week 11 and then to Philadelphia to face the Eagles on *Monday Night Football* in Week 12. It marked the 24th consecutive season (1993-2016) that Green Bay has appeared on *MNF*.
- ▶ Green Bay played its first game at home in almost a month when it faced the Houston Texans in Week 13 for just the second time ever at Lambeau Field.
- ▶ Week 14 brought a familiar matchup as the Packers welcomed the Seattle Seahawks to Lambeau Field for the second consecutive year. Including the postseason, Green Bay and Seattle met for the fifth time in five years.
- ▶ For the first time since 2006, the Packers will finish the regular season with three straight games against NFC North opponents.
- ▶ In Week 15, Green Bay traveled to Chicago to play the Bears. The Packers won their fifth consecutive game against the Bears in December, four of which were played in Chicago.
- ▶ Green Bay returned home to play the Vikings in Week 16 on Christmas Eve, playing on a Saturday for the first time since 1997. The Packers last played on Christmas Eve in 2004, a 34-31 victory at Minnesota. Including playoffs, Green Bay improved to 9-2-1 mark (.792) against the Vikings at Lambeau Field under McCarthy.
- ▶ The Packers finished the regular season in Detroit for the first time since 1993. Green Bay won its eighth game in the last 11 contests at Ford Field under McCarthy. It was only the third time the Packers played at the Lions during the regular season in the month of January (1983, 1994).



PACKERS AT COWBOYS - NFC DIVISIONAL PLAYOFF

BREAKING DOWN THE ROSTER

The Packers have a 53-man roster that is composed of 25 offensive players, 25 defensive players and three specialists.

- ▶ Of the 53 players on the roster, 47 began their pro careers with the Packers (88.7 percent) and 34 of them (64.2 percent) were draft picks of the Packers. Dating back to 2009, Green Bay has selected nine players in the first round, seven of which are still on the team.
- ▶ Green Bay has 15 players on the roster that began their careers as undrafted free agents, with 13 of those originally signed by Green Bay.
- ▶ Seven 2016 undrafted rookie free agents are currently on the roster (WR Geronimo Allison, S Kentrell Brice, QB Joe Callahan, S Marwin Evans, CB Josh Hawkins, FB Joe Kerridge, CB Herb Waters).
- ▶ 39.6 percent of the players (21 of 53) on Green Bay's roster entered the league as a sixth-round or seventh-round pick or as an undrafted player.
- ▶ The Packers have five players on the roster that played in the NFL prior to the 2009 season. Three of those players were draft picks of the Packers (QB Aaron Rodgers, K Mason Crosby and WR Jordy Nelson) and two (Rodgers, Nelson) have made at least one Pro Bowl.
- ▶ Only 19 of the 53 players on the roster (35.8 percent) were selected in the first three rounds of the draft, with 17 being drafted by the Packers.
- ▶ Of the 53 players on the roster, 43 of them (81.1 percent) are 28 years old or younger (as of Jan. 15) and 25 players (47.2 percent) are 24 years old or younger.

GREEN BAY'S ROSTER ...

BY AGE (as of Jan. 15)

20-24	25 players
25-28	18 players
29-32	8 players
33-plus	2 players

BY EXPERIENCE

R-1	16 players
2-3	16 players
4-5	8 players
6-9	10 players
10-plus	3 players

BY DRAFT ROUND

1st	9 players
2nd/3rd	10 players
4th/5th	13 players
6th/7th	6 players
Undrafted	15 players



PACKERS IN WEEKLY 2016 TEAM RANKINGS



		NFL Offense			NFL Defense		
After							
Week ...	Opp.	Total	Rush	Pass	Total	Rush	Pass
1	at Jax	27	16	23	18	1	24
2	at Min	29	19	31	11	1	19
3	DET	28	17	29	13	1	28
4	(bye)	29	16	29	13	1	29
5	NYG	25	12	27	9	1	24
6	DAL	26	16	25	10	3	21
7	CHI	21	19	20	7	1	15
8	at Atl	20	19	22	7	2	16
9	IND	16	19	19	7	1	17
10	at Ten	15	19	14	10	4	16
11	at Was	13	19	10	18	6	23
12	at Phi	11	22	7	13	7	21
13	HOU	13	24	10	13	9	17
14	SEA	12	22	10	13	9	19
15	at Chi	10	15	10	19	10	24
16	MIN	10	20	8	20	9	29
17	at Det	8	20	7	22	8	31
Packers in 2015		23	12	25t	15	21	6
Packers in 2014		6	11	8	15	23	10
Packers in 2013		3	7	6	25	25	24
Packers in 2012		13	20	9	11	17	11
Packers in 2011		3	27	3	32	14	32
Packers in 2010		9	24	5	5	18	5
Packers in 2009		6	14	7	2	1	5
Packers in 2008		8	17	8	20	26	12
Packers in 2007		2	21	2	11	14	12
Packers in 2006		9	23	8	12	13	17
Packers in 2005		18	30	7	7	23	1
Packers in 2004		3	10	3	25	14	25
Packers in 2003		4	3	16	17	10	23
Packers in 2002		12	12	10	12	21	3
Packers in 2001		6	21	3	12	16	15
Packers in 2000		15	23	8	15	8	19
Packers in 1999		9	21	7	19	22	18
Packers in 1998		5	25	3	4	4	10
Packers in 1997		4	12	3	7	20	8
Packers in 1996		5	11	5	1	4	1
Packers in 1995		7	26	3	14	7	21
Packers in 1994		9	19	9	6	3	15
Packers in 1993		19	22	18	2	8	7
Packers in 1992		15	21	9	23	16	23



PARTICIPATION – PLAYOFFS

Player	Career		Green Bay	
	GP	GS	GP	GS
Davante Adams	4	3	4	3
Geronimo Allison	1	0	1	0
David Bakhtiari	5	5	5	5
Don Barclay	6	3	6	3
Kentrell Brice	1	0	1	0
Bryan Bulaga	5	5	5	5
Morgan Burnett	9	9	9	9
Joe Callahan	0	0	0	0
Kenny Clark	1	0	1	0
Ha Ha Clinton-Dix	5	5	5	5
Randall Cobb	9	8	9	8
Jared Cook	1	1	1	1
Mason Crosby	16	0	16	0
Mike Daniels	8	6	8	6
Trevor Davis	0	0	0	0
Jayrone Elliott	3	0	3	0
Marwin Evans	1	0	1	0
Kyler Fackrell	1	0	1	0
Brett Goode	12	0	12	0
Letroy Guion	6	4	6	3
LaDarius Gunter	2	1	2	1
Josh Hawkins	1	0	1	0
Brett Hundley	0	0	0	0
Micah Hyde	6	2	6	2
Jeff Janis	3	0	3	0
Datone Jones	6	0	6	0
Joe Kerridge	1	0	1	0
T.J. Lang	14	9	14	9
Corey Linsley	5	5	5	5
Dean Lowry	1	0	1	0
Blake Martinez	1	1	1	1
Clay Matthews	13	13	13	13
Christine Michael	3	1	1	0
Ty Montgomery	1	0	1	0
Kyle Murphy	0	0	0	0
Jordy Nelson	12	7	12	7
Julius Peppers	15	15	5	5
Nick Perry	6	1	6	1
Damarious Randall	3	3	3	3

Player	Career		Green Bay	
	GP	GS	GP	GS
Christian Ringo	0	0	0	0
Aaron Ripkowski	3	0	3	0
Aaron Rodgers	15	14	15	14
Richard Rodgers	5	2	5	2
Quinten Rollins	2	1	2	1
Jake Ryan	3	3	3	3
Jacob Schum	1	0	1	0
Jason Spriggs	1	0	1	0
James Starks	10	4	10	4
Lane Taylor	5	1	5	1
Joe Thomas	3	0	3	0
JC Tretter	4	1	4	1
Jordan Tripp	1	0	1	0
Herb Waters	1	0	1	0
Totals	241	134	229	122

Coach	Games	
	Career	Green Bay
Mike McCarthy	24	16
Tom Clements	18	16
Winston Moss	18	16
Edgar Bennett	16	16
Dom Capers	25	14
Mark Lovat	22	22
Ron Zook	11	5
Brian Angelichio	1	1
James Campen	17	17
Ejiro Evero	9	9
Luke Getsy	5	5
Scott McCurley	16	16
Jerry Montgomery	3	3
Darren Perry	20	14
David Raih	5	5
Jason Simmons	9	9
Ben Sirmans	1	1
Mike Trgovac	25	14
Alex Van Pelt	8	8
Joe Whitt Jr.	14	14
Totals	267	221

PACKERS AMONG THE BEST IN THE POSTSEASON

Green Bay has 19 playoff appearances in the last 24 seasons, including three trips to the Super Bowl. The Packers own the third-best postseason winning percentage in National Football League history. They have won 33 of 54 playoff games, starting with their first-ever postseason contest – the 1936 NFL championship, a 21-6 victory over the Boston Redskins. The standings:

Franchise	W	L	Pct	Pts	Opp
Baltimore Ravens	15	8	.652	517	378
Green Bay Packers	33	21	.611	1,352	1,114
*New England Patriots	29	19	.604	1,116	984
Pittsburgh Steelers	35	23	.603	1,364	1,204
San Francisco 49ers	30	20	.600	1,264	1,047
*Oakland Raiders	25	19	.568	1,042	824
Dallas Cowboys	34	26	.567	1,400	1,144
Carolina Panthers	9	7	.563	363	336
Denver Broncos	23	19	.548	906	1,044
*Washington Redskins	23	19	.548	851	766
Seattle Seahawks	16	14	.533	704	636
Houston Texans	3	3	.500	118	128
New York Giants	24	25	.490	878	927
*Indianapolis Colts	22	23	.489	918	965
Miami Dolphins	20	21	.488	801	905
Chicago Bears	17	18	.486	751	726
Buffalo Bills	14	15	.483	681	658
New York Jets	12	13	.480	510	508
Philadelphia Eagles	19	21	.475	781	746
Jacksonville Jaguars	5	6	.455	262	288
*St. Louis Rams	19	24	.442	770	944
*Arizona Cardinals	7	9	.438	365	457
New Orleans Saints	7	9	.438	405	459
*Tennessee Titans	14	19	.424	579	762
Minnesota Vikings	19	28	.404	919	1,051
Tampa Bay Buccaneers	6	9	.400	230	279
*San Diego Chargers	11	17	.393	532	626
Atlanta Falcons	7	12	.368	399	489
*Kansas City Chiefs	9	16	.360	441	547
Cleveland Browns	11	20	.355	629	728
Detroit Lions	7	13	.350	419	499
Cincinnati Bengals	5	14	.263	336	433

*— **Arizona** totals include two games when franchise was in Chicago (won 28-21, lost 7-0) and three games when franchise was in St. Louis (lost 30-14, lost 35-23, lost 41-16); **Indianapolis** totals include 15 games when franchise was in Baltimore (won 8, lost 7, 264 points scored, 262 points allowed); **Kansas City** totals include one game while franchise was Dallas Texans (won 20-17); **New England** totals include two games when franchise was in Boston (won 26-8, lost 51-10); **Oakland** totals include 12 games when franchise was in Los Angeles (won 6, lost 6, 268 points scored, 224 points allowed); **St. Louis Rams** totals include one game when franchise was in Cleveland (won 15-14) and 32 games played when franchise was in Los Angeles (won 12, lost 20, 486 points scored, 683 points allowed); **San Diego** totals include one game when franchise was in Los Angeles (lost 24-16); **Tennessee** totals include 22 games when franchise was in Houston and known as the Oilers (won 9, lost 13, 371 points scored, 533 points allowed); **Washington** totals include one game when franchise was in Boston (lost 21-6).



PACKERS STARTERS – OFFENSE

WR Jordy Nelson, 9th Year, Kansas State, D2a-08

- ▶ Led the NFL with 14 receiving touchdowns this season.
- ▶ Became the first player in franchise history to record 13-plus receiving touchdowns in three different seasons (2011, 2014, 2016). His three seasons of 13-plus TD receptions tie Pro Football Hall of Famers Lance Alworth, Cris Carter and Marvin Harrison for the fourth-most in NFL history.
- ▶ Has 63 career receiving TDs, No. 3 in Packers history.
- ▶ Missed all of the 2015 season due to a knee injury.
- ▶ Finished the 2014 regular season ranked fourth in the NFL in receiving yards (1,519), seventh in receptions (98) and tied for second in receiving touchdowns (13). Earned first selection to the Pro Bowl.
- ▶ Led the team in 2013 with 85 catches for 1,314 yards and eight TDs. Ranked No. 10 in the NFL that season in receiving yards.
- ▶ With 15 TD catches in 2011, became only the third player in franchise history to catch 15 or more TDs in a season, joining WRs Sterling Sharpe (18 in 1994) and Don Hutson (17 in 1942).

LT David Bakhtiari, 4th Year, Colorado, D4a-13

- ▶ Named first alternate for the Pro Bowl in 2016.
- ▶ Has started all but two games at LT since the start of the 2013 regular season. Missed the final two games of the 2015 regular season due to injury.
- ▶ Started all 16 games at left tackle in 2013, the only rookie in the NFL to do so in 2013 and the first Packer rookie to do so since the league went to a 16-game schedule in 1978.
- ▶ Became just the fourth Green Bay rookie to start at LT in the season opener since the 1970 AFL-NFL merger and the first since 1985.

LG Lane Taylor, 4th Year, Oklahoma State, FA-13

- ▶ Has played in 46 regular-season games for Green Bay with 18 starts.
- ▶ Made the first starts of his career in 2015, opening at RG at Detroit in Week 13 in place of an injured T.J. Lang and at LG in Week 17 vs. Minnesota with Josh Sitton sliding to LT in place of an injured David Bakhtiari.
- ▶ A four-year letterman at OSU, starting 47 of 50 games played at right guard. Unanimous first-team All-Big 12 selection by the conference's coaches as a senior.

C Corey Linsley, 3rd Year, Ohio State, D5a-14

- ▶ Started all nine games he appeared in at C during the regular season. Was on reserve/physically unable to perform for the entire preseason and the first seven regular-season games
- ▶ Started 29 games and four postseason contests in his first two seasons.
- ▶ First rookie center to start for Green Bay in Week 1 since the merger.
- ▶ Was the first rookie center to start every game for the Packers since the league went to a 16-game schedule in 1978.
- ▶ Named to PFWA's All-Rookie team, the first Green Bay center to be honored since its inception in 1974.

RG T.J. Lang, 8th Year, Eastern Michigan, D4-09

- ▶ Selected to his first career Pro Bowl this season.
- ▶ Has started games at four different positions on the line as a pro (60 at RG, 27 at LG, five at RT, two at LT). Played C in Week 10 in 2013.
- ▶ Has started 91 contests since 2011, most by a Packers' offensive player.
- ▶ Started games at both tackle spots in his first season (2009) and became the first Packers rookie to start consecutive games at left tackle since Chad Clifton in 2000.
- ▶ Began his college career as a defensive lineman, but converted to the offensive line as a sophomore and started 36 straight games (10 at RT, 26 at LT) over his final three years.

RT Bryan Bulaga, 7th Year, Iowa, D1-10

- ▶ Has started 43 of 48 games since the start of the 2014 season.
- ▶ Missed the second part of the 2012 season after suffering a hip injury vs. Arizona on Nov. 4 and missed all of the 2013 season after injuring his knee on Aug. 3.
- ▶ Started 37 games at RT in his first three seasons in the league.
- ▶ Started the final 12 games of 2010 and the entire postseason at right tackle after taking over for veteran Mark Tauscher (shoulder).
- ▶ Named to the *Pro Football Weekly*/PFWA All-Rookie team in 2010.
- ▶ Capped his rookie season by becoming the youngest player at the time, according to STATS LLC, to ever start in the Super Bowl (21 years, 322 days).

TE Jared Cook, 8th Year, South Carolina, FA-16

- ▶ Recorded 24 receptions for 324 yards over the final seven games of the 2016 regular season. His 13.5 yards per catch ranked No. 3 among NFL tight ends since Week 11 (min. 21 rec.).
- ▶ Registered four receptions over 25 yards from Week 11-17, tied for the third most among NFL tight ends over that span.
- ▶ Started five of 10 games played during the 2016 regular season, missing Weeks 5-10 due to an ankle injury
- ▶ Signed with the Packers as a free agent in March 2016 after spending three seasons with the St. Louis Rams (2013-15) and four with the Tennessee Titans (2009-12).
- ▶ Holds the single-game franchise record for the most receiving yards by a tight end for both the Titans (169 vs. Jacksonville, Dec. 24, 2011) and the Rams (141 vs. Arizona, Sept. 8, 2013).

WR Randall Cobb, 6th Year, Kentucky, D2-11

- ▶ Finished No. 3 on the team with 60 receptions in 2016 despite missing three games due to injury.
- ▶ Led the team with a 13.5 punt return average in 2016.
- ▶ Posted the 12th 100-yard receiving game of his career in Week 4 (108 on nine receptions) and tied his single-game high for receptions (11 for 95 yards and a TD) in Week 7.
- ▶ Led the team in receptions (79), was No. 2 in receiving yards (829) and was No. 3 in touchdown receptions (six) in 2015.
- ▶ Set a new single-season career high with five 100-yard receiving games during the 2014 season (three-2012). Earned first trip to the Pro Bowl.
- ▶ His career-best 91 receptions in 2014 were the seventh most in team history.
- ▶ Finished the regular season tied for fourth in the NFL with 12 touchdown receptions in 2014.
- ▶ Before suffering a knee injury in Week 6 in 2013, led the team in receptions with 29 and was No. 2 in receiving yards with 378.
- ▶ Set a franchise single-season record with a league-high 2,342 combined net yards in 2012, topping the previous team mark of 2,250 yards by RB Ahman Green in 2003.

QB Aaron Rodgers, 12th Year, California, D1-05

- ▶ In 135 regular-season starts (90-45 record), has posted 49 games with 300-plus passing yards, 81 without an interception and 76 with a 100-plus passer rating (min. 15 attempts).
- ▶ Earned his sixth selection to the Pro Bowl in 2016, the second-most selections by a Green Bay quarterback behind Brett Favre's nine (1992-93, 1995-97, 2001-03, 2007).
- ▶ His career passer rating of 104.1 ranks No. 1 in NFL history.
- ▶ Finished the 2014 regular season ranked No. 2 in the NFL in passer rating (112.2), touchdown percentage (7.3), No. 1 in interception percentage (1.0) and No. 3 in touchdown passes (38).
- ▶ Recorded a passer rating of at least 120.0 in seven regular-season games in 2014, setting a single-season career high and tying for the third most in a single season in the NFL, dating back to 1960.
- ▶ Posted 21,332 passing yards from 2008-12, which ranks No. 1 in league history for the most passing yards by a QB in his first five seasons as a starter (previous record was Peyton Manning, 20,618, 1998-2002).
- ▶ In 2011, set an NFL record with a 122.5 passer rating and set franchise marks for TD passes (45), passing yards (4,643), completion percentage (68.3), yards per attempt (9.25) and 300-yard games (eight) on his way to earning NFL Most Valuable Player honors from *The Associated Press*.

RB Ty Montgomery, 2nd Year, Stanford, D3-15

- ▶ After being converted from wide receiver to running back during the season, started six games at RB, including the final four of the regular season.
- ▶ In Week 15 at Chicago, rushed for 162 yards on 16 carries and two touchdowns. His 162 yards were the most by a Packers player in a single game since Dec. 11, 2005 (Samkon Gado, 171 yards on 29 carries, 5.9 avg.). Dating back to 1960, his 10.13 yards per carry average was the third highest (min. 15 carries) by a Green Bay player.
- ▶ Played in six games with three starts as a rookie in 2015 before an ankle injury sustained in Week 6 sidelined him for the remainder of the season.
- ▶ Posted 5,190 all-purpose yards at Stanford (334 rushing, 2,125 receiving, 238 PR, 2,493 KOR), the fourth most in school history at the time.

FB Aaron Ripkowski, 2nd Year, Oklahoma, D6a-15

- ▶ Started eight of 16 games played in the 2016 regular season.
- ▶ Scored his first career rushing touchdown in Week 12 and followed it up with one in Week 13.
- ▶ Led the team and set career highs in Week 17 with 61 rushing yards on nine carries (6.8 avg.)
- ▶ Played in 15 games as a rookie, seeing action primarily on special teams. Tied for No. 4 on the team with nine special teams tackles.
- ▶ Began collegiate career as a walk-on and went on to play in 47 games with 17 starts.



PACKERS STARTERS – DEFENSE

DE Kenny Clark, Rookie, UCLA, D1-16

- ▶ Finished regular season No. 3 on the GB defensive line in tackles (33).
- ▶ Became the youngest player to appear in a season opener for the Packers since Arnie Herber (20 years old) in 1930.
- ▶ Earned third-team All-America honors from *The Associated Press* and first-team All-Pacific-12 recognition from the coaches and media as a junior in 2015.
- ▶ Was a team co-captain in '15 and recorded career highs in tackles (75), tackles for a loss (11) and sacks (six). Also ranked third on the team with five pass breakups.

NT Letroy Guion, 9th Year, Florida State, FA-14

- ▶ Led the Packers defensive line with 49 tackles this season.
- ▶ Has started 35 of the 44 regular-season games he has played in since the start of the 2014 season.
- ▶ Signed with Green Bay during the 2014 offseason after spending his first six NFL seasons with the Minnesota Vikings.
- ▶ Started all 28 games he appeared in for Minnesota in 2012-13, recording 72 tackles (32 solo) and three sacks over that span.
- ▶ Was the only Viking to block a field goal in both 2011 and 2012.

DT Mike Daniels, 5th Year, Iowa, D4a-12

- ▶ Leads Packers defensive linemen with 20.0 sacks since the start of the 2013 regular season.
- ▶ Led the defensive line in both tackles and sacks in 2014 and 2015.
- ▶ Returned a fumble 43 yards for a TD vs. Detroit in Week 14 of 2012, the longest fumble return for a TD by a rookie in franchise history.
- ▶ Starred as an interior pass rusher at Iowa, posting a team-high 24.5 tackles for a loss and 13 sacks from 2010-11.

LOLB Nick Perry, 5th Year, Southern California, D1-12

- ▶ Led the team with a career-high 11.0 sacks in 2016.
- ▶ Registered multiple sacks in each of his first five seasons in the NFL and has posted a two-sack game in each of the last four seasons (2013-16).
- ▶ Has totaled six sacks in five playoff games, including 3.5 in the 2015 postseason which tied Clay Matthews (2010) for the franchise record in a single postseason.
- ▶ His six postseason sacks rank No. 3 in franchise history behind Matthews (10) and Reggie White (eight) and are the most in team history (since 1982) by a player in his first five games with Green Bay.

ILB Jake Ryan, 2nd Year, Michigan, D4-15

- ▶ Finished No. 3 on the team with 82 tackles during the 2016 regular season.
- ▶ Started the final five games of the regular season and both playoff contests in 2015.
- ▶ Recorded a team-best nine tackles (eight solo) and one fumble recovery in Week 13 last season at Detroit in his first pro start.
- ▶ Served as a team captain for his final two seasons at Michigan and was a three-time winner (2012-14) of the Roger Zatkoff Award, given to the Wolverines top linebacker. He was the only player to win the award (est. 1991) three times.
- ▶ Joined LB John Anderson (first round, 26th overall) as the only Michigan linebackers ever drafted by Green Bay.
- ▶ Started 41 of 46 games played in college, appearing at inside linebacker as a senior after spending his first three seasons at outside linebacker and defensive end.

ILB Blake Martinez, Rookie, Stanford, D4a-16

- ▶ Started nine of 13 games he played in this year during the regular season, missing Weeks 12-14 due to injury.
- ▶ Became the first rookie to start on defense for Green Bay in Week 1 since Nick Perry in 2012.
- ▶ Finished collegiate career with 257 tackles (137 solo), 13.5 tackles for a loss, 6.5 sacks, five interceptions and five forced fumbles in 51 games played.
- ▶ Started all 27 games played in his final two seasons, leading the team in tackles as a junior (102) and senior (141).
- ▶ Led the Pacific-12 and ranked No. 7 nationally with 141 tackles (75 solo) as a senior, averaging a conference-best 10.1 tackles per game.

ROLB Clay Matthews, 8th Year, Southern California, D1b-09

- ▶ Despite injuries forcing him to miss four games and limiting him in six others, finished No. 3 on the team with five sacks in 2016.
- ▶ For the first time in his career, recorded at least one sack in each of the first three regular-season games he played in.
- ▶ Selected to his sixth Pro Bowl and first as an inside linebacker in 2015 after recording 6.5 sacks (second on the team), 15 QB hits (No. 1 on the team), and a career-high 85 tackles (No. 2 on the team).
- ▶ With 72.5 career sacks, passed Reggie White (68.5) for the second-most sacks in Packers history (Kabeer Gbaja-Biamila, 74.5).
- ▶ With a team-high 11.0 sacks in 2014, is tied for the most 10-plus sack seasons in franchise history (four).
- ▶ Is the only player in franchise history to score a defensive TD (interception or fumble return) in each of his first three seasons in the NFL (2009-11).

LCB Damarious Randall, 2nd Year, Arizona State, D1-15

- ▶ Was second on the team with three interceptions in 2016 despite missing six games due to injury.
- ▶ Played in 15 games with nine starts (six at LCB, two at RCB, one in the slot) in 2015 and tied for the team lead and No. 2 among NFL rookies with three interceptions, including one he returned for a TD. Finished with a team-best 16 passes defended.
- ▶ Named the NFL's Defensive Rookie of the Month for November 2015, joining CB Casey Hayward (October 2012) as the only Green Bay defensive backs to win the award.
- ▶ Earned first-team All-Pacific-12 honors at safety as a senior in 2014 after he led the Sun Devils in tackles (106) and passes defended (12) and tied for the team lead with three interceptions.

RCB LaDarius Gunter, 2nd Year, Miami (Fla.), FA-15

- ▶ Played in all 16 games with 15 starts during the 2016 regular season.
- ▶ Led the team in 2016 with 15 passes defended.
- ▶ Saw action in eight games as a rookie in 2015, recording two tackles on special teams. Also appeared in one postseason contest, playing 31 snaps on defense and 13 on special teams due to an injury to CB Quinten Rollins.
- ▶ One of two rookie free agents to make Green Bay's opening-day roster in 2015.

SS Morgan Burnett, 7th Year, Georgia Tech, D3-10

- ▶ Tied for No. 1 among NFL safeties with a career-best three sacks this season. Finished No. 1 on the team in tackles (92).
- ▶ Missed five games due to injury in 2015, but finished No. 4 on the team with 54 solo tackles.
- ▶ Totaled a team-high 125 tackles in 2014, the second most of his career (137 in 2012). Ranked No. 2 on the team with 106 tackles (77 solo) in 2013, despite missing the first three games due to injury. Recovered three fumbles, including one for a TD, and added nine passes defended.
- ▶ Participated in all 1,088 plays for Green Bay's defense in 2012, one of only four non-OL in the NFL to appear in 100 percent of his team's snaps.
- ▶ Started the first four games of the 2010 season at SS before sustaining a season-ending knee injury vs. Detroit in Week 4.

FS Ha Ha Clinton-Dix, 3rd Year, Alabama, D1-14

- ▶ Named to his first career Pro Bowl this season. His career-best five interceptions tied for No. 5 in the NFL this season and tied for No. 1 among safeties. It is the most interceptions by a Packers safety in a single season since Charles Woodson (seven) and Charlie Peprah (five) in 2011.
- ▶ In 2016, Clinton-Dix posted a career-high two interceptions in both Week 9 and Week 14, becoming the first Packer to have two two-INT games in a season since Woodson in 2011.
- ▶ Led the team in tackles in 2015 with 117 (97 solo) and was tied for fourth on the team in interceptions (two).
- ▶ According to STATS, his three sacks during the 2015 regular season tied for the fifth most in a single regular season by a Packers safety (since 1982) and the most since Mark Roman recorded 3.5 in 2004.
- ▶ Started every game in 2015 after starting 10 of 16 games as a rookie when he finished second on the team in tackles (95).
- ▶ Was a consensus All-America selection in 2013 as a junior, earning first-team recognition from *The Associated Press*, the Football Writers Association of America and *Sporting News*.



2016 REGULAR-SEASON STATISTICS

	Packers	Opponents
TOTAL FIRST DOWNS	349	329
Rushing	91	80
Passing	222	227
Penalty	36	22
3rd Down: Made/Att.	98/210	82/199
3rd Down Pct.	46.7	41.2
4th Down: Made/Att.	7/17	12/18
4th Down Pct.	41.2	66.7
POSSESSION AVG.	31:14	28:46
TOTAL NET YARDS	5900	5823
Avg. Per Game	368.8	363.9
Total Plays	1029	987
Avg. Per Play	5.7	5.9
NET YARDS RUSHING	1701	1515
Avg. Per Game	106.3	94.7
Total Rushes	374	376
NET YARDS PASSING	4199	4308
Avg. Per Game	262.4	269.3
Sacked/Yards Lost	35/246	40/295
Gross Yards	4445	4603
Att./Completions	620/403	571/370
Completion Pct.	65.0	64.8
HAD INTERCEPTED	8	17
PUNTS/AVERAGE	56/43.2	59/42.8
Net Punting Avg.	39.1	38.5
PENALTIES/YARDS	100/827	109/964
FUMBLES/BALL LOST	21/9	13/8
TOUCHDOWNS	51	45
Rushing	11	11
Passing	40	32
Returns	0	2

SCORE BY PERIODS	Q1	Q2	Q3	Q4	OT	PTS
PACKERS	93	145	59	135	0	432
OPPONENTS	82	122	62	122	0	388

SCORING	TD	-Ru	-Pa	-Rt	K-PAT	FG	S	PTS
Mason Crosby	0	0	0	0	44/47	26/30	0	122
Jordy Nelson	14	0	14	0	0	0	0	84
Davante Adams	12	0	12	0	0	0	0	74
Aaron Rodgers	4	4	0	0	0	0	26	26
Randall Cobb	4	0	4	0	0	0	24	24
Ty Montgomery	3	3	0	0	0	0	18	18
Aaron Ripkowski	3	2	1	0	0	0	18	18
Geronimo Allison	2	0	2	0	0	0	12	12
Jeff Janis	2	1	1	0	0	0	12	12
Richard Rodgers	2	0	2	0	0	0	12	12
James Starks	2	0	2	0	0	0	12	12
Jared Cook	1	0	1	0	0	0	6	6
Trevor Davis	1	0	1	0	0	0	6	6
Christine Michael	1	1	0	0	0	0	6	6
PACKERS	51	11	40	0	44/47	26/30	0	432
OPPONENTS	45	11	32	2	37/40	27/29	0	388

2-Pt Conversions: D. Adams, A. Rodgers, Packers 2-4, Opponents 0-5

SACKS: Nick Perry 11, Julius Peppers 7.5, Clay Matthews 5, Mike Daniels 4, Morgan Burnett 3, Kyle Fackrell 2, Dean Lowry 2, Jayrone Elliott 1, Micah Hyde 1, Datone Jones 1, Blake Martinez 1, Team 1, Clinton-Dix 0.5, PACKERS 40, OPPONENTS 35

RUSHING	No	Yds	Avg	Long	TD
Ty Montgomery	77	457	5.9	61	3
Aaron Rodgers	67	369	5.5	23	4
Eddie Lacy	71	360	5.1	31	0
Aaron Ripkowski	34	150	4.4	15	2
James Starks	63	145	2.3	11	0
Christine Michael	31	114	3.7	42t	1
Jeff Janis	2	38	19.0	19t	1
Randall Cobb	10	33	3.3	14	0
Don Jackson	10	32	3.2	7	0
Knile Davis	5	5	1.0	4	0
Joe Kerridge	1	0	0.0	0	0
Brett Hundley	3	-2	-0.7	0	0
PACKERS	374	1701	4.5	61	11
OPPONENTS	376	1515	4.0	75t	11

PASSING	Att	Cmp	Yds	Cmp%	Yds/Att	TD	TD%	Int	Int%	Long	Sack/Lost	Rating
Aaron Rodgers	610	401	4428	65.7	7.26	40	6.6	7	1.1	66t	35/246	104.2
Brett Hundley	10	2	17	20.0	1.70	0	0.0	1	10.0	9	0/0	0.0
PACKERS	620	403	4445	65.0	7.17	40	6.5	8	1.3	66t	35/246	102.3
OPPONENTS	571	370	4603	64.8	8.06	32	5.6	17	3.0	73t	40/295	95.9

RECEIVING	No	Yds	Avg	Long	TD
Jordy Nelson	97	1257	13.0	60	14
Davante Adams	75	997	13.3	66t	12
Randall Cobb	60	610	10.2	47	4
Ty Montgomery	44	348	7.9	24	0
Jared Cook	30	377	12.6	47	1
Richard Rodgers	30	271	9.0	22	2
James Starks	19	134	7.1	31t	2
Geronimo Allison	12	202	16.8	39	2
Jeff Janis	11	93	8.5	25	1
Aaron Ripkowski	9	46	5.1	9	1
Justin Perillo	4	35	8.8	13	0
Eddie Lacy	4	28	7.0	17	0
Trevor Davis	3	24	8.0	9t	1
Christine Michael	2	11	5.5	10	0
Knile Davis	2	4	2.0	10	0
Jared Abbrederis	1	8	8.0	8	0
PACKERS	403	4445	11.0	66t	40
OPPONENTS	370	4603	12.4	73t	32

INTERCEPTIONS	No	Yds	Avg	Long	TD
Ha Ha Clinton-Dix	5	75	15.0	27	0
Damarius Randall	3	91	30.3	44	0
Micah Hyde	3	11	3.7	11	0
Morgan Burnett	2	19	9.5	19	0
Joe Thomas	1	9	9.0	9	0
Blake Martinez	1	4	4.0	4	0
Nick Perry	1	0	0.0	0	0
Quinten Rollins	1	0	0.0	0	0
PACKERS	17	209	12.3	44	0
OPPONENTS	8	85	10.6	33	0

PUNTING	No	Yds	Avg	Net	TB	In 20	LG	Blk
Jacob Schum	56	2420	43.2	39.1	4	19	65	0
PACKERS	56	2420	43.2	39.1	4	19	65	0
OPPONENTS	59	2525	42.8	38.5	1	24	67	0

PUNT RETURNS	Ret	FC	Yds	Avg	Long	TD
Micah Hyde	11	6	64	5.8	19	0
Trevor Davis	9	11	115	12.8	55	0
Randall Cobb	4	4	54	13.5	23	0
Marvin Evans	1	0	0	0.0	0	0
Damarius Randall	1	0	2	2.0	2	0
PACKERS	26	21	235	9.0	55	0
OPPONENTS	16	18	151	9.4	20	0

KICKOFF RETURNS	No	Yds	Avg	Long	TD
Ty Montgomery	18	366	20.3	40	0
Jeff Janis	6	119	19.8	28	0
Trevor Davis	3	64	21.3	26	0
Christine Michael	3	64	21.3	30	0
Knile Davis	1	18	18.0	18	0
Richard Rodgers	1	0	0.0	0	0
PACKERS	32	631	19.7	40	0
OPPONENTS	41	1080	26.3	99t	1

FIELD GOALS	1-19	20-29	30-39	40-49	50+
Mason Crosby	1/1	6/6	13/15	5/6	1/2
PACKERS	1/1	6/6	13/15	5/6	1/2
OPPONENTS	0/0	9/9	6/7	7/8	5/5

Crosby: (25G, 20G) () (36G, 46G) (44G, 33G, 25G) (37G, 43G, 34G) (32G, 40G, 31B) (29G) (34G, 48N, 27G) (29G, 38G) (36G, 36N) (33G, 32G) () (51N, 38G) (34G, 18G, 32G) (29G, 38G) (53G)
Opponents: (26G, 39G, 50G) (46G) (42G, 43N, 50G) (47G, 41G, 30G) (44G, 22G, 32G) (39G) (36G, 40G) (28G) (51G, 23G) (37G) (48G, 50G) () (28G) (26G, 22G) (22G, 26G) (39N, 54G)



2016 REGULAR-SEASON DEFENSIVE STATISTICS

Official totals – based on coaches' film review, through Week 17 at Detroit (press-box totals for Lions game)

Player	Total			Sacks/	Int/	Fum	For	Pass
	Tackles	Solo	Asst	Yards	Yards	Rec	Fum	Def
Morgan Burnett	92	78	14	3.0/26.0	2/19	1	0	13
Ha Ha Clinton-Dix	83	71	12	0.5/3.0	5/75	0	1	9
Jake Ryan	82	57	25	0.0/0.0	0/0	0	0	3
Joe Thomas	75	61	14	0.0/0.0	1/9	1	0	8
Blake Martinez	62	46	16	1.0/5.0	1/4	0	0	5
Nick Perry	61	43	18	11.0/76.5	1/0	0	0	4
Micah Hyde	59	47	12	1.0/6.0	3/11	0	0	10
LaDarius Gunter	58	49	9	0.0/0.0	0/0	0	2	15
Letroy Guion	49	24	25	0.0/0.0	0/0	0	0	1
Mike Daniels	44	29	15	4.0/41.0	0/0	1	0	1
Quinten Rollins	41	35	6	0.0/0.0	1/0	0	0	11
Damarius Randall	37	31	6	0.0/0.0	3/91	0	0	9
Kenny Clark	33	14	19	0.0/0.0	0/0	2	0	2
Julius Peppers	30	22	8	7.5/47.5	0/0	1	2	3
Datone Jones	29	20	9	1.0/3.0	0/0	0	0	2
Clay Matthews	25	20	5	5.0/35.0	0/0	0	1	3
Kentrell Brice	15	15	0	0.0/0.0	0/0	1	0	1
Demetri Goodson	14	11	3	0.0/0.0	0/0	0	0	2
Dean Lowry	14	6	8	2.0/19.0	0/0	0	0	1
Jayrone Elliott	13	10	3	1.0/8.0	0/0	0	0	0
Kyler Fackrell	9	9	0	2.0/15.0	0/0	0	1	1
Mike Pennel	8	2	6	0.0/0.0	0/0	0	0	1
Christian Ringo	7	3	4	0.0/0.0	0/0	0	1	0
Sam Shields	5	4	1	0.0/0.0	0/0	0	0	0
Carl Bradford	2	1	1	0.0/0.0	0/0	0	0	0
Josh Hawkins	0	0	0	0.0/0.0	0/0	0	0	1
TEAM	0	0	0	1.0/10.0	0/0	0	0	0
Totals	947	708	239	40.0/295.0	17/209	7	8	106

SPECIAL TEAMS

Player	TT	FR	FF
Jayrone Elliott	13	0	0
Marwin Evans	9	0	0
Kyler Fackrell	9	0	0
Kentrell Brice	8	0	0
Micah Hyde	6	0	0
Blake Martinez	6	0	0
Jeff Janis	5	0	0
Josh Hawkins	4	0	0
Morgan Burnett	3	0	0
Ha Ha Clinton-Dix	3	0	0
Aaron Ripkowski	3	0	0
Chris Banjo	2	0	0
Joe Kerridge	2	0	0
Damarius Randall	2	0	0
Joe Thomas	2	0	0
Carl Bradford	1	0	0
Mason Crosby	1	0	0
Ty Montgomery	1	0	0
Jake Ryan	1	0	0
Jordan Tripp	1	0	0
Totals	82	0	0

MISCELLANEOUS

Player	Tackles
Davante Adams	2
Bryan Bulaga	2
Richard Rodgers	2
JC Tretter	2
Randall Cobb	1
Jared Cook	1
Ty Montgomery	1
Kyle Murphy	1
Justin Perillo	1
Jason Spriggs	1
Lane Taylor	1
Totals	15

Player	FF
Randall Cobb	1
Totals	1

Player	FR
Randall Cobb	1
Jared Cook	1
Brett Hundley	1
Aaron Rodgers	1
James Starks	1
Jason Spriggs	1
JC Tretter	1
Totals	7



2016 POSTSEASON STATISTICS

	Packers	Opponent
TOTAL FIRST DOWNS	23	15
Rushing	5	3
Passing	17	12
Penalty	1	0
3rd Down: Made/Att.	5/14	5/16
3rd Down Pct.	35.7	31.3
4th Down: Made/Att.	1/2	1/1
4th Down Pct.	50.0	100.0
POSSESSION AVG.	34:31	25:29
TOTAL NET YARDS	406	365
Avg. Per Game	406.0	365.0
Total Plays	70	63
Avg. Per Play	5.8	5.8
NET YARDS RUSHING	75	70
Avg. Per Game	75.0	70.0
Total Rushes	25	17
NET YARDS PASSING	331	295
Avg. Per Game	331.0	295.0
Sacked/Yards Lost	5/31	2/4
Gross Yards	362	299
Att./Completions	40/25	44/23
Completion Pct.	62.5	52.3
HAD INTERCEPTED	0	1
PUNTS/AVERAGE	6/41.8	8/39.0
Net Punting Avg.	41.2	32.8
PENALTIES/YARDS	2/20	3/42
FUMBLES/BALL LOST	0/0	1/1
TOUCHDOWNS	5	1
Rushing	1	0
Passing	4	1
Returns	0	0

SCORE BY PERIODS

	Q1	Q2	Q3	Q4	OT	PTS
PACKERS	0	14	10	14	0	38
OPPONENTS	3	3	7	0	0	13

SCORING

	TD	-Ru	-Pa	-Rt	K-PAT	FG	S	PTS
Randall Cobb	3	0	3	0			0	18
Mason Crosby	0	0	0	0	5/5	1/1	0	8
Davante Adams	1	0	1	0			0	6
Aaron Ripkowski	1	1	0	0			0	6
PACKERS	5	1	4	0	5/5	1/1	0	38
OPPONENTS	1	0	1	0	1/1	2/2	0	13

2-Pt Conversions: Packers 0-0, Opponents 0-0

SACKS: Clay Matthews 1, Julius Peppers 1, PACKERS 2, OPPONENTS 5

RUSHING

	No	Yds	Avg	Long	TD
Christine Michael	10	47	4.7	10	0
Ty Montgomery	11	27	2.5	9	0
Aaron Ripkowski	2	1	0.5	1t	1
Aaron Rodgers	2	0	0.0	1	0
PACKERS	25	75	3.0	10	1
OPPONENTS	17	70	4.1	14	0

RECEIVING

	No	Yds	Avg	Long	TD
Davante Adams	8	125	15.6	31	1
Randall Cobb	5	116	23.2	42t	3
Jared Cook	5	48	9.6	16	0
Ty Montgomery	3	41	13.7	34	0
Aaron Ripkowski	2	11	5.5	6	0
Jordy Nelson	1	13	13.0	13	0
Geronimo Allison	1	8	8.0	8	0
PACKERS	25	362	14.5	42t	4
OPPONENTS	23	299	13.0	51	1

INTERCEPTIONS

	No	Yds	Avg	Long	TD
Damarious Randall	1	78	78.0	78	0
PACKERS	1	78	78.0	78	0
OPPONENTS	0	0	---	---	0

PUNTING

	No	Yds	Avg	Net	TB	In 20	LG	Blk
Jacob Schum	6	251	41.8	41.2	0	3	58	0
PACKERS	6	251	41.8	41.2	0	3	58	0
OPPONENTS	8	312	39.0	32.8	0	2	55	0

PUNT RETURNS

	Ret	FC	Yds	Avg	Long	TD
Micah Hyde	5	2	50	10.0	23	0
PACKERS	5	2	50	10.0	23	0
OPPONENTS	3	1	4	1.3	3	0

KICKOFF RETURNS

	No	Yds	Avg	Long	TD
Jeff Janis	3	77	25.7	33	0
Christine Michael	1	31	31.0	31	0
PACKERS	4	108	27.0	33	0
OPPONENTS	5	103	20.6	31	0

FIELD GOALS

	1-19	20-29	30-39	40-49	50+
Mason Crosby	0/0	0/0	1/1	0/0	0/0
PACKERS	0/0	0/0	1/1	0/0	0/0
OPPONENTS	0/0	1/1	0/0	1/1	0/0

Crosby: (32G)

Opponents: (26G, 40G)

PASSING

	Att	Cmp	Yds	Cmp%	Yds/Att	TD	TD%	Int	Int%	Long	Sack/Lost	Rating
Aaron Rodgers	40	25	362	62.5	9.05	4	10.0	0	0.0	42t	5/31	125.2
PACKERS	40	25	362	62.5	9.05	4	10.0	0	0.0	42t	5/31	125.2
OPPONENTS	44	23	299	52.3	6.80	1	2.3	1	2.3	51	2/4	72.1



2016 POSTSEASON DEFENSIVE STATISTICS

Official totals – based on press-box totals, through Jan. 8 vs. N.Y. Giants

SPECIAL TEAMS

<u>Player</u>	<u>Total Tackles</u>	<u>Solo</u>	<u>Asst</u>	<u>Sacks/ Yards</u>	<u>Int/ Yards</u>	<u>Fum Rec</u>	<u>For Fum</u>	<u>Pass Def</u>
Jake Ryan	12	9	3	0.0/0.0	0/0	0	0	3
Micah Hyde	7	6	1	0.0/0.0	0/0	0	0	1
Damarious Randall	5	5	0	0.0/0.0	1/78	0	0	3
Morgan Burnett	5	5	0	0.0/0.0	0/0	0	0	0
Mike Daniels	4	4	0	0.0/0.0	0/0	0	0	0
Julius Peppers	3	2	1	1.0/4.0	0/0	0	0	2
Letroy Guion	3	0	3	0.0/0.0	0/0	0	0	0
Ha Ha Clinton-Dix	2	2	0	0.0/0.0	0/0	0	0	2
LaDarius Gunter	2	2	0	0.0/0.0	0/0	0	0	0
Joe Thomas	2	1	1	0.0/0.0	0/0	0	0	1
Blake Martinez	2	1	1	0.0/0.0	0/0	0	0	0
Clay Matthews	1	1	0	1.0/0.0	0/0	1	1	0
Kentrell Brice	1	1	0	0.0/0.0	0/0	0	0	0
Datone Jones	1	0	1	0.0/0.0	0/0	0	0	0
Totals	50	39	11	2.0/4.0	1/78	1	1	12

<u>Player</u>	<u>TT</u>	<u>FR</u>	<u>FF</u>
Jeff Janis	3	0	0
Jordan Tripp	3	0	0
Kentrell Brice	1	0	0
Ha Ha Clinton-Dix	1	0	0
Marwin Evans	1	0	0
Kyler Fackrell	1	0	0
Brett Goode	1	0	0
Josh Hawkins	1	0	0
Blake Martinez	1	0	0
Totals	13	0	0



THE DOPE SHEET

OFFICIAL PROGRAM AND PUBLICATION, ACFE-PAGERS FOOTBALL TEAM



No	ALPHABETICAL ROSTER	Pos	Ht	Wt	Birthdate	NFL Exp	College	High School	Hometown
17	Adams, Davante	WR	6-1	215	12/24/92	3	Fresno State	Palo Alto, Calif.	
81	Allison, Geronimo	WR	6-3	202	1/18/94	R	Illinois	Riverview, Fla.	
69	Bakhtiari, David	T	6-4	310	9/30/91	4	Colorado	San Mateo, Calif.	
67	Barclay, Don	T/G	6-4	305	4/18/89	5	West Virginia	Harmony, Pa.	
29	Brice, Kentrell	S	5-11	200	8/11/94	R	Louisiana Tech	Ruston, La.	
75	Bulaga, Bryan	T	6-5	314	3/21/89	7	Iowa	Woodstock, Ill.	
42	Burnett, Morgan	S	6-1	209	1/13/89	7	Georgia Tech	College Park, Ga.	
6	Callahan, Joe	QB	6-1	216	6/4/93	R	Wesley	Absecon, N.J.	
97	Clark, Kenny	DT	6-3	314	10/4/95	R	UCLA	Rialto, Calif.	
21	Clinton-Dix, Ha Ha	S	6-1	208	12/21/92	3	Alabama	Orlando, Fla.	
18	Cobb, Randall	WR	5-10	192	8/22/90	6	Kentucky	Alcoa, Tenn.	
89	Cook, Jared	TE	6-5	254	4/7/87	8	South Carolina	Birmingham, Ala.	
2	Crosby, Mason	K	6-1	207	9/3/84	10	Colorado	Georgetown, Texas	
76	Daniels, Mike	DT	6-0	310	5/5/89	5	Iowa	Blackwood, N.J.	
11	Davis, Trevor	WR	6-1	188	7/4/93	R	California	Martinez, Calif.	
91	Elliott, Jayrone	LB	6-3	255	11/11/91	3	Toledo	Cleveland, Ohio	
25	Evans, Marwin	S	5-11	211	4/10/93	R	Utah State	Oak Creek, Wis.	
51	Fackrell, Kyler	LB	6-5	245	11/25/91	R	Utah State	Mesa, Ariz.	
61	Goode, Brett	LS	6-1	255	11/2/84	9	Arkansas	Fort Smith, Ark.	
98	Guion, Letroy	DT	6-4	322	6/21/87	9	Florida State	Starke, Fla.	
36	Gunter, LaDarius	CB	6-2	201	5/13/92	2	Miami	Montgomery, Ala.	
28	Hawkins, Josh	CB	5-10	189	1/23/93	R	East Carolina	Kernersville, N.C.	
7	Hundley, Brett	QB	6-3	226	6/15/93	2	UCLA	Chandler, Ariz.	
33	Hyde, Micah	DB	6-0	197	12/31/90	4	Iowa	Fostoria, Ohio	
83	Janis, Jeff	WR	6-3	219	6/24/91	3	Saginaw Valley State	Tawas City, Mich.	
95	Jones, Datone	DE/LB	6-4	285	7/24/90	4	UCLA	Compton, Calif.	
40	Kerridge, Joe	FB	6-0	245	9/17/92	R	Michigan	Traverse City, Mich.	
70	Lang, T.J.	G	6-4	318	9/20/87	8	Eastern Michigan	Birmingham, Mich.	
63	Linsley, Corey	C	6-3	301	7/27/91	3	Ohio State	Boardman, Ohio	
94	Lowry, Dean	DE	6-6	296	6/9/94	R	Northwestern	Rockford, Ill.	
50	Martinez, Blake	LB	6-2	237	1/9/94	R	Stanford	Oro Valley, Ariz.	
52	Mathews, Clay	LB	6-3	255	5/14/86	8	Southern California	Agoura Hills, Calif.	
32	Michael, Christine	RB	5-10	220	11/9/90	4	Texas A&M	Beaumont, Texas	
88	Montgomery, Ty	RB	6-0	216	1/22/93	2	Stanford	Dallas, Texas	
68	Murphy, Kyle	T	6-6	305	12/11/93	R	Stanford	San Clemente, Calif.	
87	Nelson, Jordy	WR	6-3	217	5/31/85	9	Kansas State	Manhattan, Kan.	
56	Peppers, Julius	LB	6-7	287	1/18/80	15	North Carolina	Bailey, N.C.	
53	Perry, Nick	LB	6-3	265	4/12/90	5	Southern California	Detroit, Mich.	
23	Randall, Damarious	CB	5-11	196	8/29/92	2	Arizona State	Pensacola, Fla.	
99	Ringo, Christian	DT	6-1	298	3/10/92	1	Louisiana-Lafayette	Jackson, Miss.	
22	Ripkowski, Aaron	FB	6-1	246	12/20/92	2	Oklahoma	Dayton, Texas	
12	Rodgers, Aaron	QB	6-2	225	12/2/83	12	California	Chico, Calif.	
82	Rodgers, Richard	TE	6-4	257	1/22/92	3	California	Shrewsbury, Mass.	
24	Rollins, Quinten	CB	5-11	195	7/15/92	2	Miami (Ohio)	Wilmington, Ohio	
47	Ryan, Jake	LB	6-2	240	2/27/92	2	Michigan	Cleveland, Ohio	
10	Schum, Jacob	P	5-10	211	1/21/89	2	Buffalo	Hamburg, N.Y.	
78	Spriggs, Jason	T	6-6	301	5/17/94	R	Indiana	Elkhart, Ind.	
44	Starks, James	RB	6-2	218	2/25/86	7	Buffalo	Niagara Falls, N.Y.	
65	Taylor, Lane	G	6-3	324	11/22/89	4	Oklahoma State	Arlington, Texas	
48	Thomas, Joe	LB	6-1	227	5/6/91	2	South Carolina State	Blackville, S.C.	
73	Tretter, JC	C/G	6-4	307	2/12/91	4	Cornell	Akron, N.Y.	
58	Tripp, Jordan	LB	6-3	234	4/3/91	3	Montana	Missoula, Mont.	
26	Waters, Herb	CB	6-0	188	11/10/92	R	Miami	Homestead, Fla.	

INJURED RESERVE

38	Crockett, John	RB	6-0	217	2/16/92	1	North Dakota State	Minneapolis, Minn.	
20	Dorleant, Makinton	CB	5-11	182	10/6/92	R	Northern Iowa	Naples, Fla.	
39	Goodson, Demetri	CB	5-11	197	6/11/89	3	Baylor	Spring, Texas	
34	Jackson, Don	RB	5-10	208	9/7/93	R	Nevada	Elk Grove, Calif.	
27	Lacy, Eddie	RB	5-11	234	6/2/90	4	Alabama	Geismar, La.	
37	Shields, Sam	CB	5-11	184	12/8/87	7	Miami	Sarasota, Fla.	

PRACTICE SQUAD

41	Baxter, Keith	CB	5-11	192	6/4/92	R	Marshall	Homestead, Fla.	
57	Flores, Jacob	C	6-3	300	11/25/93	R	Dartmouth	Arlington, Texas	
93	Gilbert, Reggie	LB	6-3	261	4/1/93	R	Arizona	Laveen, Ariz.	
19	Goodley, Antwan	WR	5-10	212	9/6/91	1	Baylor	Midland, Texas	
49	Mathews, Derrick	LB	6-0	232	9/25/92	1	Houston	Houston, Texas	
13	McCaffrey, Max	WR	6-2	200	5/17/94	R	Duke	Castle Rock, Colo.	
62	Patrick, Lucas	G	6-3	313	7/30/93	R	Duke	Brentwood, Tenn.	
96	Price, Brian	DT	6-3	318	6/24/94	R	Texas San Antonio	Lafayette, Ind.	
85	Sandland, Beau	TE	6-5	252	2/23/93	R	Montana State	Simi Valley, Calif.	
35	Whitehead, Jermaine	S	5-11	195	3/12/93	1	Auburn	Greenwood, Miss.	

PRACTICE SQUAD; INJURED

86	Cajuste, Devon	TE	6-4	235	1/31/93	R	Stanford	Flushing, N.Y.	
----	----------------	----	-----	-----	---------	---	----------	----------------	--

No	NUMERICAL ROSTER	Pos	Ht	Wt	Age	NFL Exp	College	How Acquired	Reg. season GP/GS/DNP/IA
2	Mason Crosby	K	6-1	207	32	10	Colorado	D6c-07	16/0/0/0
6	Joe Callahan	QB	6-1	216	23	R	Wesley	FA-16	0/0/1/12
7	Brett Hundley	QB	6-3	226	23	2	UCLA	D5-15	4/0/12/0
10	Jacob Schum	P	5-10	211	27	2	Buffalo	W-16 (T.B.)	16/0/0/0
11	Trevor Davis	WR	6-1	188	23	R	California	D5-16	11/0/1/4
12	Aaron Rodgers	QB	6-2	225	33	12	California	D1-05	16/16/0/0
17	Davante Adams	WR	6-1	215	24	3	Fresno State	D2-14	16/15/0/0
18	Randall Cobb	WR	5-10	192	26	6	Kentucky	D2-11	13/10/0/3
21	Ha Ha Clinton-Dix	S	6-1	208	24	3	Alabama	D1-14	16/16/0/0
22	Aaron Ripkowski	FB	6-1	246	24	2	Oklahoma	D6a-15	16/8/0/0
23	Damarious Randall	CB	5-11	196	24	2	Arizona State	D1-15	10/9/0/6
24	Quinten Rollins	CB	5-11	195	24	2	Miami (Ohio)	D2-15	13/10/0/3
25	Marwin Evans	S	5-11	211	23	R	Utah State	FA-16	16/0/0/0
26	Herb Waters	CB	6-0	188	24	R	Miami	FA-16	0/0/0/0
28	Josh Hawkins	CB	5-10	189	23	R	East Carolina	FA-16	11/0/0/5
29	Kentrell Brice	S	5-11	200	22	R	Louisiana Tech	FA-16	16/1/0/0
32	Christine Michael	RB	5-10	220	26	4	Texas A&M	W-16 (Sea.)	15/7/0/1
33	Micah Hyde	DB	6-0	197	26	4	Iowa	D5a-13	16/11/0/0
36	LaDarius Gunter	CB	6-2	201	24	2	Miami	FA-15	16/15/0/0
40	Joe Kerridge	FB	6-0	245	24	R	Michigan	FA-16	8/0/0/0
42	Morgan Burnett	S	6-1	209	28	7	Georgia Tech	D3-10	15/15/0/1
44	James Starks	RB	6-2	218	30	7	Buffalo	D6-10	9/4/0/7
47	Jake Ryan	LB	6-2	240	24	2	Michigan	D4-15	14/10/0/2
48	Joe Thomas	LB	6-1	227	25	2	South Carolina State	FA-15 (PS-Dal.)	16/7/0/0
50	Blake Martinez	LB	6-2	237	23	R	Stanford	D4a-16	13/9/0/3
51	Kyler Fackrell	LB	6-5	245	25	R	Utah State	D3-16	13/0/0/3
52	Clay Matthews	LB	6-3	255	30	8	Southern California	D1b-09	12/9/0/4
53	Nick Perry	LB	6-3	265	26	5	Southern California	D1-12	14/12/0/2
56	Julius Peppers	LB	6-7	287	36	15	North Carolina	FA-14	16/11/0/0
58	Jordan Tripp	LB	6-3	234	25	3	Montana	FA-16	9/1/0/1
61	Brett Goode	LS	6-1	255	32	9	Arkansas	FA-08	16/0/0/0
63	Corey Linsley	C	6-3	301	25	3	Ohio State	D5a-14	9/9/0/0
65	Lane Taylor	G	6-3	324	27	4	Oklahoma State	FA-13	16/16/0/0
67	Don Barclay	T/G	6-4	305	27	5	West Virginia	FA-12	16/1/0/0
68	Kyle Murphy	T	6-6	305	23	R	Stanford	D6-16	3/0/1/12
69	David Bakhtiari	T	6-4	310	25	4	Colorado	D4a-13	16/16/0/0
70	T.J. Lang	G	6-4	318	29	8	Eastern Michigan	D4-09	13/13/0/3
73	JC Tretter	C/G	6-4	307	25	4	Cornell	D4b-13	7/7/0/9
75	Bryan Bulaga	T	6-5	314	27	7	Iowa	D1-10	16/16/0/0
76	Mike Daniels	DT	6-0	310	27	5	Iowa	D4a-12	16/16/0/0
78	Jason Spriggs	T	6-6	301	22	R	Indiana	D2-16	16/2/0/0
81	Geronimo Allison	WR	6-3	202	22	R	Illinois	FA-16	10/2/0/0
82	Richard Rodgers	TE	6-4	257	24	3	California	D3b-14	16/6/0/0
83	Jeff Janis	WR	6-3	219	25	3	Saginaw Valley State	D7-14	16/1/0/0
87	Jordy Nelson	WR	6-3	217	31	9	Kansas State	D2a-08	16/16/0/0
88	Ty Montgomery	RB	6-0	216	23	2	Stanford	D3-15	15/6/0/1
89	Jared Cook	TE	6-5	254	29	8	South Carolina	FA-16	10/5/0/6
91	Jayrone Elliott	LB	6-3	255	25	3	Toledo	FA-14	11/0/0/5
94	Dean Lowry	DE	6-6	296	22	R	Northwestern	D4b-16	15/0/1/0
95	Datone Jones	DE/LB	6-4	285	26	4	UCLA	D1-13	15/4/0/1
97	Kenny Clark	DT	6-3	314	21	R	UCLA	D1-16	16/2/0/0
98	Letroy Guion	DT	6-4	322	29	9	Florida State	FA-14	15/15/0/1
99	Christian Ringo	DT	6-1	298	24	1	Louisiana-Lafayette	D6b-15	8/0/1/7

INJURED RESERVE

20	Makinton Dorleant	CB	5-11	182	24	R	Northern Iowa	FA-16	4/0/0/1
27	Eddie Lacy	RB	5-11	234	26	4	Alabama	D2-13	5/5/0/0
34	Don Jackson	RB	5-10	208	23	R	Nevada	FA-16	3/1/0/1
37	Sam Shields	CB	5-11	184	29	7	Miami	FA-10	1/1/0/4
38	John Crockett	RB	6-0	217	24	1	North Dakota State	FA-15	0/0/0/0
39	Demetri Goodson	CB	5-11	197	27	3	Baylor	D6-14	6/3/0/1

PRACTICE SQUAD

13	Max McCaffrey	WR	6-2	200	22	R	Duke	FA-16	0/0/0/0
19	Antwan Goodley	WR	5-10	212	25	1	Baylor	FA-16	0/0/0/0
35	Jermaine Whitehead	S	5-11	195	23	1	Auburn	FA-16	2/0/0/0
41	Keith Baxter	CB	5-11	192	24	R	Marshall	FA-16	0/0/0/0
49	Derrick Mathews	LB	6-0	232	24	1	Houston	FA-16	0/0/0/0
57	Jacob Flores	C	6-3	300	23	R	Dartmouth	FA-16	0/0/0/0
62	Lucas Patrick	G	6-3	313	23	R	Duke	FA-16	0/0/0/0
85	Beau Sandland	TE	6-5	252	23	R	Montana State	FA-16	0/0/0/0
93	Reggie Gilbert	LB	6-3	261	23	R	Arizona	FA-16	0/0/0/0
96	Brian Price	DT	6-3	318	22	R	Texas San Antonio	FA-16	1/0/0/1

PRACTICE SQUAD; INJURED

86	Devon Cajuste	TE	6-4	235	23	R	Stanford	FA-16	0/0/0/0
----	---------------	----	-----	-----	----	---	----------	-------	---------



OFFENSE

WR: 87	Jordy Nelson	17	Davante Adams	83	Jeff Janis
LT: 69	David Bakhtiari	<u>78</u>	<u>Jason Spriggs</u>		
LG: 65	Lane Taylor	67	Don Barclay		
C: 63	Corey Linsley	73	JC Tretter		
RG: 70	T.J. Lang	67	Don Barclay		
RT: 75	Bryan Bulaga	<u>68</u>	<u>Kyle Murphy</u>		
TE: 89	Jared Cook	82	Richard Rodgers		
WR: 18	Randall Cobb	<u>81</u>	<u>Geronimo Allison</u>	<u>11</u>	<u>Trevor Davis</u>
QB: 12	Aaron Rodgers	7	Brett Hundley	<u>6</u>	<u>Joe Callahan</u>
RB: 88	Ty Montgomery	44	James Starks	32	Christine Michael
FB: 22	Aaron Ripkowski	<u>40</u>	<u>Joe Kerridge</u>		

DEFENSE

DE: <u>97</u>	<u>Kenny Clark</u>	<u>94</u>	<u>Dean Lowry</u>		
NT: 98	Letroy Guion	99	Christian Ringo		
DT: 76	Mike Daniels	<u>97</u>	<u>Kenny Clark</u>		
LOLB: 53	Nick Perry	56	Julius Peppers	91	Jayrone Elliott
ILB: 47	Jake Ryan	48	Joe Thomas		
ILB: <u>50</u>	<u>Blake Martinez</u>	58	Jordan Tripp		
ROLB: 52	Clay Matthews	95	Datone Jones	<u>51</u>	<u>Kyler Fackrell</u>
LCB: 23	Damarius Randall	24	Quinten Rollins	<u>26</u>	<u>Herb Waters</u>
RCB: 36	LaDarius Gunter	<u>28</u>	<u>Josh Hawkins</u>		
SS: 42	Morgan Burnett	33	Micah Hyde	<u>25</u>	<u>Marwin Evans</u>
FS: 21	Ha Ha Clinton-Dix	<u>29</u>	<u>Kentrell Brice</u>		

SPECIAL TEAMS

K: 2	Mason Crosby	10	Jacob Schum		
P: 10	Jacob Schum	2	Mason Crosby		
H: 10	Jacob Schum	18	Randall Cobb		
PR: 18	Randall Cobb	33	Micah Hyde	<u>11</u>	<u>Trevor Davis</u>
KR: 88	Ty Montgomery	83	Jeff Janis	32	Christine Michael
LS: 61	Brett Goode	67	Don Barclay		

Rookies are underlined

COACH LOCATIONS

► **Coaches' Box:** Jeff Blasko (coaching administrator), Dom Capers (defensive coordinator), Tom Clements (associate head coach/offense), Ejiro Evero (defensive quality control), Scott McCurley (assistant linebackers), Joe Whitt Jr. (secondary - cornerbacks).

► **Sideline:** Brian Angelichio (tight ends), Edgar Bennett (offensive coordinator), James Campen (offensive line), Luke Getsy (wide receivers), Jerry Montgomery (defensive front assistant), Winston Moss (associate head coach/linebackers), Darren Perry (secondary - safeties), David Raih (assistant offensive line), Jason Simmons (assistant special teams), Ben Sirmans (running backs), Mike Trgovac (defensive line), Alex Van Pelt (quarterbacks), Ron Zook (special teams coordinator).



ROSTER BY POSITION

QUARTERBACK (3)

Joe Callahan
Brett Hundley
Aaron Rodgers

FULLBACK (2)

Aaron Ripkowski
Joe Kerridge

RUNNING BACK (3)

Christine Michael
Ty Montgomery
James Starks

WIDE RECEIVER (6)

Geronimo Allison
Davante Adams
Randall Cobb
Trevor Davis
Jeff Janis
Jordy Nelson

TIGHT END (2)

Jared Cook
Richard Rodgers

OFFENSIVE LINE (9)

David Bakhtiari
Don Barclay
Bryan Bulaga
T.J. Lang
Corey Linsley
Kyle Murphy
Jason Spriggs
Lane Taylor
JC Tretter

DEFENSIVE LINE (6)

Kenny Clark
Mike Daniels
Letroy Guion
Datone Jones (also LB)
Dean Lowry
Christian Ringo

LINEBACKER (9)

Jayrone Elliott
Kyler Fackrell
Blake Martinez
Clay Matthews
Julius Peppers
Nick Perry
Jake Ryan
Joe Thomas
Jordan Tripp

CORNERBACK (5)

LaDarius Gunter
Josh Hawkins
Damarius Randall
Quinten Rollins
Herb Waters

SAFETY (5)

Kentrell Brice
Morgan Burnett
Ha Ha Clinton-Dix
Marwin Evans
Micah Hyde (also CB)

SPECIALIST (3)

Mason Crosby
Brett Goode
Jacob Schum

Rookies are underlined

PRONUNCIATION GUIDE

PLAYERS

David Bakhtiari	bock-tee-R-ee	Christine Michael	KRIS-tin
Don Barclay	BAR-clay	Damarius Randall	duh-MAIR-ee-us
Kentrell Brice	ken-TRELL	Jacob Schum	SHUMM
Bryan Bulaga	buh-LAH-guh		
Devon Cajuste	DEV-un kuh-JOOST		
Makinton Dorleant	MACK-in-ton DOOR-lee-aunt		
Jayrone Elliott	jay-RONE		
Kyler Fackrell	FAK-rull		
Brett Goode	GEWD		
Letroy Guion	GUY-on		
LaDarius Gunter	luh-DAIR-ee-us		
Datone Jones	DAY-tone		
Joe Kerridge	KAIR-idge		

COACHES

Brian Angelichio	an-juh-LEEK-o
James Campen	KAMP-en
Tom Clements	KLEMM-ints
Ejoro Evero	e-JEE-row EV-uh-row
Mark Lovat	luh-VOTT
David Raih	RYE
Mike Trgovac	TER-guh-vac



HOW THE PACKERS WERE BUILT

Year	Record	Draft (34)	Waivers (2)	Free Agents (17)
2005	4-12	QB Aaron Rodgers D1		
2007	13-3	K Mason Crosby D6c		
2008	6-10	WR Jordy Nelson D2a		LS Brett Goode
2009	11-5	LB Clay Matthews D1b G T.J. Lang D4		
2010	10-6	T Bryan Bulaga D1 S Morgan Burnett D3 RB James Starks D6		
2011	15-1	WR Randall Cobb D2		
2012	11-5	LB Nick Perry D1 DT Mike Daniels D4a		T/G Don Barclay
2013	8-7-1	DE/LB Datone Jones D1 T David Bakhtiari D4a C/G JC Tretter D4b DB Micah Hyde D5a		G Lane Taylor
2014	12-4	S Ha Ha Clinton-Dix D1 WR Davante Adams D2 TE Richard Rodgers D3b C Corey Linsley D5-a WR Jeff Janis D7		LB Jayrone Elliott DT Letroy Guion LB Julius Peppers
2015	10-6	CB Damarious Randall D1 CB Quinten Rollins D2 WR Ty Montgomery D3 LB Jake Ryan D4 QB Brett Hundley D5 FB Aaron Ripkowski D6a DT Christian Ringo D6b		CB LaDarius Gunter LB Joe Thomas (PS-Dal.)
2016	10-6	DT Kenny Clark D1 T Jason Spriggs D2 LB Kyler Fackrell D3 LB Blake Martinez D4a DE Dean Lowry D4b WR Trevor Davis D5 T Kyle Murphy D6	P Jacob Schum (TB) RB Christine Michael (SEA)	WR Geronimo Allison S Kentrell Brice QB Joe Callahan TE Jared Cook S Marwin Evans CB Josh Hawkins FB Joe Kerridge LB Jordan Tripp CB Herb Waters

RUSHING

Most Attempts, Career

163	Edgar Bennett (10 games)
146	Jim Taylor (7 games)
144	Dorsey Levens (14 games)

Most Attempts, Game

31	Jim Taylor, at NYG, Dec. 30, 1962
27	Ryan Grant, vs. Sea., Jan. 12, 2008
	Jim Taylor, vs. CleB, Jan. 2, 1966
	Dorsey Levens, at SF, Jan. 11, 1998
	Dorsey Levens, at SF, Jan. 3, 1999

Most Yards Rushing, Career

647	Dorsey Levens (14 games)
561	Edgar Bennett (10 games)
523	James Starks (10 games)

Most Yards Rushing, Game

201	Ryan Grant, vs. Sea., Jan. 12, 2008 (27 att.)
156	Ahman Green, at Phi., Jan. 11, 2004 (25 att.)
123	James Starks, at Phi., Jan. 9, 2011 (23 att.)
116	Dorsey Levens, at SF, Jan. 3, 1999 (27 att.)
114	Dorsey Levens, at SF, Jan. 11, 1998 (27 att.)

Longest Run from Scrimmage

71	James Lofton, at DalC, Jan. 16, 1983 (TD)
61	Eddie Lacy, at Ari., Jan. 16, 2016
49	Ahman Green, at StLR, Jan. 20, 2002

Most Games, 100 or More Yards Rushing, Career

3	Dorsey Levens (14 games)
1	Paul Hornung (5 games)
	Eddie Lacy (5 games)
	Ryan Grant (6 games)
	Edgar Bennett (7 games)
	Ahman Green (7 games)
	Jim Taylor (7 games)
	James Starks (10 games)

Most Consec. Games, 100 or More Yards Rushing

2	Dorsey Levens (1997)
1	Seven times (last: Eddie Lacy, 2014)

Most Rushing Touchdowns, Career

5	Edgar Bennett (10 games)
4	Dorsey Levens (14 games)
	John Kuhn (15 games)
3	Paul Hornung (5 games)
	Ryan Grant (6 games)
	Ahman Green (7 games)
	Aaron Rodgers (14 games)
2	DuJuan Harris (2 games)
	Travis Williams (3 games)
	Clarke Hinkle (4 games)
	Elijah Pitts (6 games)
	Jim Taylor (7 games)
	James Starks (10 games)



Levens

Most Rushing Touchdowns, Game

3	Ryan Grant, vs. Sea., Jan 12, 2008
2	Elijah Pitts, vs. KC, Jan. 15, 1967
	Travis Williams, vs. LARm, Dec. 23, 1967
	Edgar Bennett, vs. SF, Jan. 4, 1997
	Ahman Green, vs. Sea., Jan. 4, 2004

Most Consecutive Games, Rushing for Touchdowns

2	Paul Hornung (1965)
	Edgar Bennett (1994-95)
	Edgar Bennett (1996)
	Dorsey Levens (1997)
	DuJuan Harris (2012)

PASSING

Most Passes Completed, Career

438	Brett Favre (22 games)
338	Aaron Rodgers (15 games)
130	Bart Starr (10 games)

Most Passes Completed, Game

31	Aaron Rodgers, at Atl., Jan. 15, 2011 (36 att.)
28	Brett Favre, at DalC, Jan. 16, 1994 (45 att.)
	Aaron Rodgers, at Ari., Jan. 10, 2010 (42 att.)
26	Brett Favre, at StLR, Jan. 20, 2002 (44 att.)
	Brett Favre, vs. Sea., Jan. 4, 2004 (38 att.)
	Aaron Rodgers, vs. NYG, Jan. 15, 2012 (46 att.)
	Aaron Rodgers, at SF, Jan. 12, 2013 (39 att.)

Most Passes Attempted, Career

721	Brett Favre (22 games)
507	Aaron Rodgers (15 games)
213	Bart Starr (10 games)

Most Passes Attempted, Game

46	Aaron Rodgers, vs. NYG, Jan. 15, 2012 (26 comp.)
45	Brett Favre, at DalC, Jan. 16, 1994 (28 comp.)
44	Brett Favre, at StLR, Jan. 20, 2002 (26 comp.)
	Aaron Rodgers, at Ari., Jan. 16, 2016 (24 comp.)
42	Brett Favre, vs. Den., Jan. 25, 1998 (25 comp.)
	Brett Favre, vs. Atl., Jan. 4, 2003 (20 comp.)
	Aaron Rodgers, at Ari., Jan. 10, 2010 (28 comp.)

Most Yards Passing, Career

5,311	Brett Favre (22 games)
3,816	Aaron Rodgers (15 games)
1,753	Bart Starr (10 games)

Most Yards Passing, Game

423	Aaron Rodgers, at Ari., Jan. 10, 2010
366	Aaron Rodgers, at Atl., Jan. 15, 2011
362	Aaron Rodgers, vs. NYG, Jan. 8, 2017

Most Games, 300 or More Yards Passing, Career

5	Aaron Rodgers (15 games)
3	Brett Favre (22 games)
1	Lynn Dickey (2 games)
	Bart Starr (10 games)

Most Consecutive Games, 300 or More Yards Passing

1	10 times (last: Aaron Rodgers, 2016)
---	--------------------------------------

Most Touchdown Passes, Career

39	Brett Favre (22 games)
31	Aaron Rodgers (15 games)
15	Bart Starr (10 games)

Most Touchdown Passes, Game

4	Bart Starr, at DalC, Jan. 1, 1967
	Lynn Dickey, vs. StLC, Jan. 8, 1983
	Aaron Rodgers, at Ari., Jan. 10, 2010
	Aaron Rodgers, vs. NYG, Jan. 8, 2017
3	10 times (last: Aaron Rodgers, vs. DalC, Jan. 11, 2015)

Most Consecutive Games, Touchdown Pass

*18	Brett Favre (1995-98, 2001-04, 2007) (*NFL record now 20)
10	Aaron Rodgers (2010-16)
6	Bart Starr (1965-67)

Most Passes Had Intercepted, Career

*28	Brett Favre (22 games) (*NFL record now 30)
8	Aaron Rodgers (15 games)
4	Arnie Herber (3 games)
3	Irv Comp (1 game)
	Lynn Dickey (2 games)
	Bart Starr (10 games)

Most Passes Had Intercepted, Game

**6	Brett Favre, at StLR, Jan. 20, 2002 (44 att.)
4	Brett Favre, vs. Min., Jan. 9, 2005 (33 att.)
3	Arnie Herber, vs. NYG, Dec. 10, 1939 (8 att.)
	Irv Comp, at NYG, Dec. 17, 1944 (10 att.)
	Lynn Dickey, at DalC, Jan. 8, 1983 (36 att.)

Longest Pass Completion

90	Brett Favre to Donald Driver, vs. NYG, Jan. 20, 2008 (TD)
81	Brett Favre to Antonio Freeman, vs. NE, Jan. 26, 1997 (TD)
73	Brett Favre to Robert Brooks, at DalC, Jan. 14, 1996 (TD)
66	Cecil Isbell to Wayland Becker, at NYG, Dec. 11, 1938
66	Brett Favre to Dorsey Levens, vs. Car., Jan. 12, 1997
62	Bart Starr to Boyd Dowler, vs. Oak., Jan. 14, 1968 (TD)
60	Lynn Dickey to John Jefferson, vs. StLC, Jan. 8, 1983 (TD)

Highest Completion Percentage, Career (min. 50 att.)

63.70%	Aaron Rodgers (323-507)
61.03%	Bart Starr (130-213)
61.02%	Lynn Dickey (36-59)

Highest Completion Percentage, Game (min. 20 att.)

86.11%	Aaron Rodgers, at Atl, Jan. 15, 2011 (31-36)
78.26%	Brett Favre, vs. Sea., Jan. 12, 2008 (18-23)
75.86%	Brett Favre, vs. SF, Jan. 13, 2002 (22-29)
75.00%	Brett Favre, at SF, Jan. 6, 1996 (21-28)
73.91%	Bart Starr, vs. LARm, Dec. 23, 1967 (17-23)

RECEIVING

Most Receptions, Career

- 50 Greg Jennings (10 games)
- 49 Donald Driver (15 games)
- 48 Jordy Nelson (12 games)
- 47 Antonio Freeman (14 games)
- 45 Robert Brooks (11 games)

Most Receptions, Game

- 9 Edgar Bennett, at DalC, Jan. 16, 1994 (53 yds.)
Antonio Freeman, vs. Den., Jan. 25, 1998 (126 yds.)
Jordy Nelson, vs. Pit., Feb. 6, 2011 (140 yds.)
(Nine times, last: Davante Adams vs. NYG, Jan. 8, 2017, 125 yds.)
- 7 (10 times, last: Jeff Janis, at Ari., Jan. 16, 2016, 145 yds.)

Most Consecutive Games, Reception

- 13 Dorsey Levens (1994-98, 2001)
- 12 Antonio Freeman (1995-98, 2001)
Donald Driver (2002-04, 2007, 2009-11)
- 11 Robert Brooks (1993-95, 1997-98)
- 10 Greg Jennings (2007, 2009-12)
James Jones (2009-13, 2015)
Jordy Nelson (2010-14, 2016)
- 8 Carroll Dale (1965-67, 1972)
Bubba Franks (2001-04, 2007)

Most Yards Receiving, Career

- 748 Antonio Freeman (14 games)
- 675 Donald Driver (15 games)
- 673 Greg Jennings (10 games)

Most Yards Receiving, Game

- 159 Jermichael Finley, at Ari., Jan. 10, 2010 (6 rec.)
- 148 John Jefferson, vs. StLC, Jan. 8, 1983 (6 rec.)
- 145 Jeff Janis, at Ari., Jan. 16, 2016 (7 rec.)
- 141 Donald Driver, vs. NYG, Jan. 20, 2008 (5 rec.)
- 140 Jordy Nelson, vs. Pit., Feb. 6, 2011 (9 rec.)

Most Games, 100 or More Yards Receiving, Career

- 3 Greg Jennings (10 games)
Robert Brooks (11 games)
Antonio Freeman (14 games)
- 2 Sterling Sharpe (2 games)
Davante Adams (4 games)
Javon Walker (4 games)
Carroll Dale (8 games)
Randall Cobb (9 games)

Most Consec. Games, 100 or More Yards Receiving

- 2 Sterling Sharpe (1993)
Robert Brooks (1995)
Antonio Freeman (1997)
Javon Walker (2002-03)
Greg Jennings (2010)

Most Touchdown Receptions, Career

- 10 Antonio Freeman (14 games)
- 6 Greg Jennings (10 games)
- 5 Randall Cobb (9 games)
Boyd Dowler (10 games)
- 4 Sterling Sharpe (2 games)
Max McGee (7 games)
Robert Brooks (11 games)
Jordy Nelson (12 games)
James Jones (13 games)
Mark Chmura (14 games)



Most Touchdown Receptions, Game

- **3 Sterling Sharpe, at Det., Jan. 8, 1994
Randall Cobb, vs. NYG, Jan. 8, 2017
- 2 Ron Kramer, at Phi., Dec. 26, 1960
Max McGee, vs. KC, Jan. 15, 1967
Boyd Dowler, vs. DalC, Dec. 31, 1967
John Jefferson, vs. StLC, Jan. 8, 1983
Robert Brooks, at DalC, Jan. 14, 1996
Antonio Freeman, vs. Den., Jan. 25, 1998
Antonio Freeman, at SF, Jan. 3, 1999
Antonio Freeman, at StLR, Jan. 20, 2002
Robert Ferguson, at Phi., Jan. 11, 2004
Greg Jennings, vs. Sea., Jan. 12, 2008
Greg Jennings, vs. Pit., Feb. 6, 2011
Jeff Janis, at Ari., Jan. 16, 2016

Most Consecutive Games, Touchdown Reception

- 5 Antonio Freeman (1997-98, 2001)
- 3 James Jones (2009-10)
- 2 Carroll Dale (1965-66)
Max McGee (1966)
Boyd Dowler (1967)
James Lofton (1982)
Sterling Sharpe (1993)
Mark Chmura (1995)
Keith Jackson (1995)
Antonio Freeman (1996)
John Kuhn (2011-12)
Randall Cobb (2014-15)

INTERCEPTIONS BY

Most Interceptions By, Career

- 5 Sam Shields (10 games)
- 4 Joe Laws (4 games)
Eugene Robinson (6 games)
Craig Newsome (7 games)
Herb Adderley (9 games)
Tramon Williams (13 games)
- 3 Tyrone Williams (10 games)
Mike Prior (14 games)

Most Interceptions By, Game

- 3 Joe Laws, at NYG, Dec. 17, 1944
- 2 Charley Brock, vs. NYG, Dec. 10, 1939
Eugene Robinson, vs. SF, Jan. 4, 1997
Tramon Williams, at Atl., Jan. 15, 2011
Sam Shields, at ChiB, Jan. 23, 2011

Most Consecutive Games, Interception

- 3 Craig Newsome (1996)
- 2 Herb Adderley (1967)
Terrell Buckley (1993)
Eugene Robinson (1997)
Tramon Williams (2010)
Sam Shields (2012)
Damarious Randall (2015-16)

Longest Interception Return

- *101 George Teague, at Det., Jan. 8, 1994 (TD)
- 78 Damarious Randall, vs. NYG, Jan. 8, 2017
- 70 Tramon Williams, at Atl., Jan. 15, 2011 (TD)
- 60 Herb Adderley, vs. Oak., Jan. 14, 1968 (TD)
- 58 Eugene Robinson, at SF, Jan. 11, 1998

SCORING

Most Points, Career

- 126 Mason Crosby (24 FG, 54 PAT) (16 games)
- 73 Chris Jocke (15 FG, 28 PAT) (10 games)
- 72 Antonio Freeman (12 TD) (14 games)

Most Points, Game

- 19 Paul Hornung, vs. NYG, Dec. 31, 1961
(1 TD, 3 FG, 4 PAT)
- 18 Sterling Sharpe, at Det., Jan. 8, 1994 (3 TD)
Ryan Grant, vs. Sea., Jan. 12, 2008 (3 TD)
- 16 Mason Crosby, vs. Sea., Jan. 18, 2015 (5 FG, 1 PAT)

* NFL Record

Super Bowl Record

** Shares NFL Record

Shares Super Bowl Record

Most Consecutive Games Scoring

- 16 Mason Crosby (2007, 2009-16)
- 10 Chris Jacke (1993-96)
- Ryan Longwell (1997-98, 2001-04)
- 7 Don Chandler (1965-67)

Most Touchdowns, Career

- 12 Antonio Freeman (14 games)
- 7 John Kuhn (15 games)
- 6 Greg Jennings (10 games)
- Dorsey Levens (14 games)

Most Touchdowns, Game

- 3 Sterling Sharpe, at Det., Jan. 8, 1994
- Ryan Grant, vs. Sea., Jan. 12, 2008
- Randall Cobb, vs. NYG, Jan. 8, 2017

Most Consecutive Games Scoring Touchdown

- 5 Antonio Freeman (1997-98, 2001)
- 3 Antonio Freeman (1996)
- 2 16 times (last: Randall Cobb, 2014-15)

Most Field Goals Attempted, Career

- 26 Mason Crosby (16 games)
- 22 Chris Jacke (10 games)
- 21 Ryan Longwell (10 games)

Most Field Goals Attempted, Game

- 5 Jerry Kramer, at NYG, Dec. 30, 1962
- Mason Crosby, at Sea., Jan. 18, 2015
- 4 Don Chandler, vs. Oak., Jan. 14, 1968
- Chris Jacke, vs. Det., Dec. 31, 1994
- Chris Jacke, vs. Car., Jan. 12, 1997
- Ryan Longwell, at SF, Jan. 11, 1998
- 3 Nine times (last: Ryan Longwell, vs. Sea, Jan. 4, 2004)

Most Field Goals, Career

- 24 Mason Crosby (16 games)
- 15 Chris Jacke (10 games)
- Ryan Longwell (10 games)
- 9 Don Chandler (7 games)

Most Field Goals, Game

- **5 Mason Crosby, at Sea., Jan. 18, 2015
- ##4 Don Chandler, vs. Oak., Jan. 14, 1968
- 3 Paul Hornung, vs. NYG, Dec. 31, 1961
- Jerry Kramer, at NYG, Dec. 30, 1962
- Don Chandler, vs. CleB, Jan. 2, 1966
- Chris Jacke, vs. Det., Dec. 31, 1994
- Chris Jacke, vs. Car., Jan. 12, 1997
- Ryan Longwell, at SF, Jan. 11, 1998

Most Consecutive Field Goals

- *21 Mason Crosby (2010-16)
- 5 Don Chandler (1965)
- Chris Jacke (1996)
- 4 Don Chandler (1967)
- Jan Stenerud (1982)
- Chris Jacke (1994)
- Chris Jacke (1995)
- Ryan Longwell (1997-98)
- Ryan Longwell (1998-2001)
- 3 Paul Hornung (1960)
- Ryan Longwell (1997)



Longwell

Longest Field Goal

- 51 Chris Jacke, vs. Det., Dec. 31, 1994
- 50 Chris Jacke, at DalC, Jan. 8, 1995
- 48 Mason Crosby, at Sea., Jan. 18, 2015
- Mason Crosby, at Sea., Jan. 18, 2015
- 47 Mason Crosby, vs. NYG, Jan. 15, 2012

Most (One-Point) Points After Touchdown, Career

- 54 Mason Crosby (16 games)
- 28 Chris Jacke (10 games)
- 22 Don Chandler (7 games)

Most (One-Point) Points After Touchdown, Game

- 6 Mason Crosby, vs. Sea., Jan. 12, 2008
- Mason Crosby, at Ari., Jan. 10, 2010
- Mason Crosby, at Atl., Jan. 15, 2011
- 5 Don Chandler, vs. KC, Jan. 15, 1967
- Jan Stenerud, vs. StLC, Jan. 8, 1983
- Chris Jacke, vs. SF, Jan. 4, 1997
- Mason Crosby, vs. NYG, Jan. 8, 2017
- 4 Paul Hornung, vs. NYG, Dec. 31, 1961
- Don Chandler, at DalC, Jan. 1, 1967
- Don Chandler, vs. LARm, Dec. 23, 1967
- Chris Jacke, at Det., Jan. 8, 1994
- Chris Jacke, vs. Atl., Dec. 31, 1995
- Mason Crosby, vs. Pit., Feb. 6, 2011
- Mason Crosby, at SF, Jan. 12, 2013

Safeties

None

KICKOFF RETURNS**Most Kickoff Returns, Career**

- 20 Antonio Freeman (14 games)
- 12 Randall Cobb (9 games)
- 11 Corey Harris (4 games)

Most Kickoff Returns, Game

- 7 Del Rodgers, at DalC, Jan. 16, 1983 (148 yds.)
- Antonio Freeman, at DalC, Jan. 14, 1996 (148 yds.)
- Roell Preston, at SF, Jan. 3, 1999 (194 yds.)
- 6 Antonio Freeman, vs. Den., Jan. 25, 1998 (104 yds.)
- 5 Corey Harris, at DalC, Jan. 8, 1995 (132 yds.)
- Tramon Williams, vs. Sea., Jan. 12, 2008 (111 yds.)

Most Kickoff Return Yards, Career

- 413 Antonio Freeman (14 games)
- 277 Desmond Howard (3 games)
- 253 Corey Harris (4 games)

Most Kickoff Return Yards, Game

- 194 Roell Preston, at SF, Jan. 3, 1999 (7 ret.)
- 154 Desmond Howard, vs. NE, Jan. 26, 1997 (4 ret.)
- 148 Antonio Freeman, at DalC, Jan. 14, 1996 (7 ret.)

Highest Average, Career (10 returns)

- 23.0 Corey Harris (11-253) (4 games)
- 20.8 Najeh Davenport (10-208) (3 games)
- 20.7 Antonio Freeman (20-413) (14 games)

Highest Average, Game (3 returns)

- 38.5 Desmond Howard, vs. NE, Jan. 26, 1997 (4-154)
- 29.7 Corey Harris, at Det., Jan. 8, 1994 (3-89)
- 27.7 Roell Preston, at SF, Jan. 3, 1999 (7-194)

Longest Kickoff Return

- 99 Desmond Howard, vs. NE, Jan. 26, 1997 (TD)
- 51 Corey Harris, at DalC, Jan. 8, 1995
- 49 Desmond Howard, vs. Car., Jan. 12, 1997
- Tramon Williams, vs. NYG, Jan. 20, 2008

PUNTING**Most Punts, Game**

- 8 Donny Anderson, at DalC, Dec. 31, 1967
- Ron Widby, at Was., Dec. 24, 1972
- Tim Masthay, at ChiB, Jan. 23, 2011
- Tim Masthay, vs. Min., Jan. 5, 2013
- 7 Clarke Hinkle, vs. BosR, Dec. 13, 1936
- Craig Hentrich, vs. NE, Jan. 26, 1997
- Josh Bidwell, at Phi., Jan. 11, 2004
- 6 Six times (last: Jacob Schum, vs. NYG, Jan. 8, 2017)

Highest Gross Punting Average, Game (4 punts)

- 47.0 Tim Masthay, at SF, Jan. 12, 2013 (4-188)
- 45.3 Tim Masthay, at Was., Jan. 10, 2016 (4-181)
- 45.2 Max McGee, at Phi., Dec. 26, 1960 (5-226)

Longest Punt

- 65 Tim Masthay, at ChiB, Jan. 23, 2011
- 64 Boyd Dowler, vs. NYG, Dec. 31, 1961
- 63 Craig Hentrich, vs. SF, Jan. 4, 1997

PUNT RETURNS**Most Punt Returns, Career**

- 19 Willie Wood (10 games) (##6 in two Super Bowls)
- 14 Robert Brooks (11 games)
- 10 Antonio Chatman (3 games)
- Antonio Freeman (14 games)
- 9 Desmond Howard (3 games) (##6 in one Super Bowl)
- Tramon Williams (13 games)

Most Punt Returns, Game

- ##6 Desmond Howard, vs. NE, Jan. 26, 1997 (90 yds.)
- Antonio Chatman, at Phi., Jan. 11, 2004 (27 yds.)
- 5 Willie Wood, vs. Oak., Jan. 14, 1968 (35 yds.)
- Micah Hyde, vs. NYG, Jan. 8, 2017 (50 yds.)
- 4 Irv Comp, at NYG, Dec. 17, 1944 (55 yds.)
- Willie Wood, vs. DalC, Dec. 31, 1967 (21 yds.)
- Antonio Freeman, at DalC, Jan. 14, 1996 (54 yds.)
- Randall Cobb, vs. Min., Jan. 5, 2013 (17 yds.)

* NFL Record

** Shares NFL Record

Super Bowl Record

Shares Super Bowl Record

Most Punt Return Yards, Career

214	Robert Brooks (11 games)
210	Desmond Howard (3 games)
143	Antonio Freeman (14 games)

Most Punt Return Yards, Game

117	Desmond Howard, vs. SF, Jan. 4, 1997 (2 ret.)
#90	Desmond Howard, vs. NE, Jan. 26, 1997 (6 ret.)
72	Antonio Freeman, vs. Atl., Dec. 31, 1995 (3 ret.)

Highest Punt Return Average, Career (9 returns)

23.3	Desmond Howard (9-210) (3 games)
15.3	Robert Brooks (14-214) (11 games)
14.3	Antonio Freeman (10-143) (14 games)

Highest Punt Return Average, Game (3 returns)

24.0	Antonio Freeman, vs. Atl., Dec. 31, 1995 (3-72)
15.7	Robert Brooks, vs. TB, Jan. 4, 1998 (3-47)
15.0	Desmond Howard, vs. NE, Jan. 26, 1997 (6-90)

Longest Punt Return

76	Antonio Freeman, vs. Atl., Dec. 31, 1995 (TD)
71	Desmond Howard, vs. SF, Jan. 4, 1997 (TD)
46	Desmond Howard, vs. SF, Jan. 4, 1997

MISCELLANEOUS**Most Sacks, Career (Since 1982)**

11	Clay Matthews (13 games)
8	Reggie White (14 games)
6	Nick Perry (6 games)
4.5	Julius Peppers (5 games)
4	Keith McKenzie (7 games)
	Sean Jones (8 games)

Most Sacks, Game (Since 1982)

#3	Reggie White, vs. NE, Jan. 26, 1997
2	Reggie White, at Det., Jan. 8, 1994
	Bryce Paup, vs. Det., Dec. 31, 1994
	Sean Jones, vs. Atl., Dec. 31, 1995
	Keith McKenzie, at SF, Jan. 11, 1998
	Aaron Kampman, at Phi., Jan. 11, 2004
	Clay Matthews, at Atl., Jan. 15, 2011
	Clay Matthews, vs. Min., Jan. 5, 2013
	Mike Neal, at Was., Jan. 10, 2016
	Nick Perry, at Was., Jan. 10, 2016

Blocked Kicks, Game

2	Lon Evans, vs. BosR, Dec. 13, 1936 (FG, punt)
	Gary Lewis, vs. StLC, Jan. 8, 1983 (PAT, FG)
1	Ernie Smith, vs. BosR, Dec. 13, 1936 (punt)
	Lee McLaughlin, at ChiB, Dec. 14, 1941 (PAT)
	Henry Jordan, vs. CleB, Jan. 2, 1966 (FG)
	Dave Robinson, vs. LARm, Dec. 23, 1967 (FG)
	Bernardo Harris, at DalC, Jan. 14, 1996 (punt)
	Bob Kuberski, vs. TB, Jan. 4, 1998 (FG)
	Cletidus Hunt, vs. SF, Jan. 13, 2002 (FG)
	Brad Jones, vs. NYG, Jan. 15, 2012 (FG)
	Datone Jones, vs. DalC, Jan. 11, 2015 (FG)

GAMES

22	Brett Favre (1993-98, 2001-04, 2007)
16	Gilbert Brown (1993, 1995-98, 2001-03)
	William Henderson (1995-98, 2001-04)
	Mason Crosby (2007, 2009-16)
15	Earl Dotson (1993, 1995-98, 2001-02)
	Donald Driver (2001-04, 2007, 2009-12)
	John Kuhn (2007, 2009-15)
	Aaron Rodgers (2007, 2009-16)

TEAM RECORDS*all single-game records***NET YARDS GAINED****Most Yards Gained, Game**

493	at Arizona, Jan. 10, 2010 (89 ru., 404 pa.)
479	vs. Carolina, Jan. 12, 1997 (201 ru., 278 pa.)
466	at Dallas Cowboys, Jan. 16, 1983 (158 ru., 308 pa.)
442	at Atlanta, Jan. 15, 2011 (96 ru., 346 pa.)
416	vs. Dallas Cowboys, Jan. 11, 2015 (119 ru., 297 pa.)

Fewest Yards Gained, Game

195	vs. Dallas Cowboys, Dec. 31, 1967 (80 ru., 115 pa.)
210	vs. San Francisco, Jan. 4, 1997 (139 ru., 71 pa.)
211	at Washington, Dec. 24, 1972 (78 ru., 133 pa.)

*Butler***FIRST DOWNS****Most First Downs, Game**

32	at Arizona, Jan. 10, 2010
28	at Atlanta, Jan. 15, 2011
25	vs. Seattle, Jan. 12, 2008
	vs. New York Giants, Jan. 15, 2012
24	at San Francisco, Jan. 3, 1999
	vs. Minnesota, Jan. 9, 2005
	at Washington, Jan. 10, 2016

Fewest First Downs, Game

7	vs. Boston Redskins at New York, Dec. 13, 1936
10	vs. New York Giants, Dec. 10, 1939
	at Washington, Dec. 24, 1972
11	at New York Giants, Dec. 17, 1944

RUSHING**Most Yards Gained Rushing, Game**

235	vs. Seattle, Jan. 12, 2008 (35 att.)
223	at Philadelphia, Dec. 26, 1960 (42 att.)
210	at Philadelphia, Jan. 11, 2004 (37 att.)
204	vs. Cleveland Browns, Jan. 2, 1966 (47 att.)
201	vs. Carolina, Jan. 12, 1997 (45 att.)

Fewest Yards Gained Rushing, Game

28	vs. New York Giants, Jan. 20, 2008 (14 att.)
31	at Dallas Cowboys, Jan. 16, 1994 (13 att.)
33	at Chicago Bears, Dec. 14, 1941 (33 att.)

Most Rushing Attempts, Game

- 51 vs. New York Giants, Dec. 10, 1939 (131 yds.)
 48 at New York Giants, Dec. 17, 1944 (162 yds.)
 47 vs. Cleveland Browns, Jan. 2, 1966 (204 yds.)

Fewest Rushing Attempts, Game

- 12 at Dallas Cowboys, Jan. 14, 1996 (48 yds.)
 13 at Dallas Cowboys, Jan. 16, 1994 (31 yds.)
 vs. Pittsburgh, Feb. 6, 2011 (50 yds.)

PASSING**Most Passes Attempted, Game**

- 46 at Dallas Cowboys, Jan. 8, 1995 (21 comp.)
 vs. New York Giants, Jan. 15, 2012 (26 comp.)
 45 at Dallas Cowboys, Jan. 16, 1994 (28 comp.)

Fewest Passes Attempted, Game

- 10 vs. New York Giants, Dec. 10, 1939
 11 at New York Giants, Dec. 17, 1944
 15 vs. San Francisco, Jan. 4, 1997

Most Passes Completed, Game

- 31 at Atlanta, Jan. 15, 2011 (36 att.)
 28 at Dallas Cowboys, Jan. 16, 1994 (45 att.)
 at Arizona, Jan. 10, 2010 (42 att.)
 26 at St. Louis Rams, Jan. 20, 2002 (44 att.)
 vs. Seattle, Jan. 4, 2004 (38 att.)
 vs. New York Giants, Jan. 15, 2012 (46 att.)
 at San Francisco, Jan. 12, 2013 (39 att.)

Fewest Passes Completed, Game

- 3 at New York Giants, Dec. 17, 1944
 7 vs. New York Giants, Dec. 10, 1939
 8 at New York Giants, Dec. 11, 1938

Most Net Yards Gained, Passing, Game

- 404 at Arizona, Jan. 10, 2010 (42-28-1, 4 TD)
 346 at Atlanta, Jan. 15, 2011 (36-31-0, 3 TD)
 327 at Dallas Cowboys, Jan. 16, 1994 (45-28-2, 2 TD)

Fewest Net Yards Gained, Passing, Game

- 71 vs. San Francisco, Jan. 4, 1997
 73 at New York Giants, Dec. 17, 1944
 96 at New York Giants, Dec. 30, 1962

Most Touchdowns, Passing, Game

- 4 at Dallas Cowboys, Jan. 1, 1967
 vs. St. Louis Cardinals, Jan. 8, 1983
 at Arizona, Jan. 10, 2010
 vs. New York Giants, Jan. 8, 2017
 3 10 times (last: vs. Dallas Cowboys, Jan. 11, 2015)

Most Passes Had Intercepted, Game

- 6 at St. Louis Rams, Jan. 20, 2002
 4 vs. Minnesota, Jan. 9, 2005
 3 vs. New York Giants, Dec. 10, 1939
 at New York Giants, Dec. 17, 1944
 at Dallas Cowboys, Jan. 8, 1983

SCORING**Most Points, Game**

- 48 at Atlanta, Jan. 15, 2011 (48-21)
 45 at Arizona, Jan. 10, 2010 (45-51)
 42 vs. Seattle, Jan. 12, 2008 (42-20)
 41 vs. St. Louis Cardinals, Jan. 8, 1983 (41-16)
 38 vs. New York Giants, Jan. 8, 2017 (38-13)

Fewest Points, Game

- 3 at Washington, Dec. 24, 1972 (16-3)
 7 vs. Atlanta, Jan. 4, 2003 (27-7)
 9 at Dallas Cowboys, Jan. 8, 1995 (35-9)

Largest Margin of Victory

- 37 vs. New York Giants, Dec. 31, 1961 (37-0)
 27 vs. New York Giants, Dec. 10, 1939 (27-0)
 at Atlanta, Jan. 15, 2011 (48-21)
 25 vs. Kansas City, Jan. 15, 1967 (35-10)
 vs. St. Louis Cardinals, Jan. 8, 1983 (41-16)
 vs. New York Giants, Jan. 8, 2017 (38-13)

Most Overall Touchdowns, Game

- 6 vs. Seattle, Jan. 12, 2008
 at Arizona, Jan. 10, 2010
 at Atlanta, Jan. 15, 2011
 5 at Dallas Cowboys, Jan. 1, 1967
 vs. Kansas City, Jan. 15, 1967
 vs. St. Louis Cardinals, Jan. 8, 1983
 vs. Atlanta, Dec. 31, 1995
 vs. San Francisco, Jan. 4, 1997
 vs. New York Giants, Jan. 8, 2017
 4 8 times (last: at Washington, Jan. 10, 2016)

Most Field Goals, Game

- **5 at Seattle, Jan. 18, 2015
 #4 vs. Oakland, Jan. 14, 1968
 3 vs. New York Giants, Dec. 31, 1961
 at New York Giants, Dec. 30, 1962
 vs. Detroit, Dec. 31, 1994
 vs. Carolina, Jan. 12, 1997
 at San Francisco, Jan. 11, 1998

Most (One-Point) Points After Touchdown, Game

- 6 vs. Seattle, Jan. 12, 2008
 at Arizona, Jan. 10, 2010
 at Atlanta, Jan. 15, 2011
 5 vs. Kansas City, Jan. 15, 1967
 vs. St. Louis Cardinals, Jan. 8, 1983
 vs. San Francisco, Jan. 4, 1997
 vs. New York Giants, Jan. 8, 2017
 4 Seven times (last: vs. Pittsburgh, Feb. 16, 2011)

Most Safeties

No individual safeties (one team safety, 1994)

PUNTING**Most Punts, Game**

- 10 at New York Giants, Dec. 17, 1944
 8 vs. Boston Redskins at New York, Dec. 13, 1936
 vs. Dallas Cowboys, Dec. 31, 1967
 at Washington, Dec. 24, 1972
 at Chicago Bears, Jan. 23, 2011
 vs. Minnesota, Jan. 5, 2013

Fewest Punts, Game

- **0 at Atlanta, Jan. 15, 2011
 1 vs. St. Louis Cardinals, Jan. 8, 1983
 vs. Atlanta, Jan. 4, 2003
 at Arizona, Jan. 10, 2010
 2 vs. Carolina, Jan. 12, 1997
 at San Francisco, Jan. 3, 1999
 vs. New York Giants, Jan. 15, 2012
 vs. Dallas Cowboys, Jan. 11, 2015

Highest Gross Average, Game (4 punts)

- 47.0 at San Francisco, Jan. 12, 2013 (4-188)
 45.3 at Washington, Jan. 10, 2016 (4-181)
 45.2 at Philadelphia, Dec. 26, 1960 (5-226)

* NFL Record

** Shares NFL Record

Super Bowl Record

Shares Super Bowl Record

PUNT RETURNS

Most Punt Returns, Game

*8	at New York Giants, Dec. 17, 1944
6	vs. Baltimore Colts, Dec. 26, 1965
##6	vs. New England, Jan. 26, 1997
6	at Philadelphia, Jan. 11, 2004
5	vs. Boston Redskins at New York, Dec. 13, 1936 at Chicago Bears, Dec. 14, 1941 at Philadelphia, Dec. 26, 1960 vs. Dallas Cowboys, Dec. 31, 1967 vs. Oakland, Jan. 14, 1968 vs. New York Giants, Jan. 8, 2017

Most Yards, Punt Returns, Game

117	vs. San Francisco, Jan. 4, 1997 (3 returns)
98	at New York Giants, Dec. 17, 1944 (8 returns)
#90	vs. New England, Jan. 26, 1997 (6 returns)

KICKOFF RETURNS

Most Kickoff Returns, Game

7	at Dallas Cowboys, Jan. 16, 1983 at Dallas Cowboys, Jan. 14, 1996 at San Francisco, Jan. 3, 1999 at St. Louis Rams, Jan. 20, 2002
6	at Dallas Cowboys, Jan. 1, 1967 at Dallas Cowboys, Jan. 16, 1994 at Dallas Cowboys, Jan. 8, 1995 vs. Denver, Jan. 25, 1998 vs. Seattle, Jan. 4, 2004 at Arizona, Jan. 10, 2010

Most Yards, Kickoff Returns, Game

194	at San Francisco, Jan. 3, 1999 (7 returns)
154	vs. New England, Jan. 26, 1997 (4 returns)
148	at Dallas Cowboys, Jan. 16, 1983 (7 returns) at Dallas Cowboys, Jan. 14, 1996 (7 returns)

PENALTIES

Most Penalties, Game

11	at Dallas Cowboys, Jan. 14, 1996
10	vs. Dallas Cowboys, Jan. 11, 2015
9	at San Francisco, Jan. 11, 1998 vs. Denver, Jan. 25, 1998

Fewest Penalties, Game

1	vs. Oakland, Jan. 14, 1968 vs. San Francisco, Jan. 4, 1997
2	at New York Giants, Dec. 11, 1938 vs. Cleveland Browns, Jan. 2, 1966 at Dallas Cowboys, Jan. 1, 1967 vs. Dallas Cowboys, Dec. 31, 1967 at Philadelphia, Jan. 9, 2011 vs. Minnesota, Jan. 5, 2013 vs. New York Giants, Jan. 8, 2017

DEFENSIVE RECORDS

TOTAL YARDS ALLOWED

Fewest Net Yards Allowed, Game

116	vs. Boston Redskins at New York, Dec. 13, 1936
130	vs. New York Giants, Dec. 31, 1961
161	vs. Cleveland Browns, Jan. 2, 1966

Most Net Yards Allowed, Game

579	at San Francisco, Jan. 12, 2013
531	at Arizona, Jan. 10, 2010
453	vs. St. Louis Cardinals, Jan. 8, 1983

FIRST DOWNS

Fewest First Downs Allowed, Game

*6	vs. New York Giants, Dec. 31, 1961
8	vs. Bos. Redskins at New York, Dec. 13, 1936 vs. Cleveland Browns, Jan. 2, 1966
9	vs. New York Giants, Dec. 10, 1939 vs. Baltimore Colts, Dec. 26, 1965 vs. Detroit, Dec. 31, 1994

Most First Downs Allowed, Game

30	at Arizona, Jan. 10, 2010
29	at San Francisco, Jan. 12, 2013
28	vs. St. Louis Cardinals, Jan. 8, 1983

RUSHING

Fewest Yards Allowed, Rushing, Game

*-4	vs. Detroit, Dec. 31, 1994 (15 att.)
21	vs. Atlanta, Dec. 31, 1995 (10 att.)
28	vs. Seattle, Jan. 12, 2008 (18 att.)
31	vs. New York Giants, Dec. 31, 1961 (14 att.)

Most Yards Allowed, Rushing, Game

323	at San Francisco, Jan. 12, 2013 (43 att.)
277	at Chicago Bears, Dec. 14, 1941 (48 att.)
194	at Seattle, Jan. 18, 2015 (35 att.)

PASSING

Fewest Opponent Passes Attempted, Game

12	at Chicago Bears, Dec. 14, 1941 vs. Baltimore Colts, Dec. 26, 1965
14	at Washington, Dec. 24, 1972
15	at New York Giants, Dec. 11, 1938

Most Opponent Passes Attempted, Game

65	at San Francisco, Jan. 6, 1996 (32 comp.)
54	vs. Atlanta, Dec. 31, 1995 (30 comp.)
51	vs. St. Louis Cardinals, Jan. 8, 1983 (32 comp.)

Fewest Opponent Passes Completed, Game

5	at Chicago Bears, Dec. 14, 1941 vs. Baltimore Colts, Dec. 26, 1965
7	vs. Boston Redskins at New York, Dec. 13, 1936 at Washington, Dec. 24, 1972
8	at New York Giants, Dec. 11, 1938 at New York Giants, Dec. 17, 1944 vs. Cleveland Browns, Jan. 2, 1966

Most Opponent Passes Completed, Game

32	vs. St. Louis Cardinals, Jan. 8, 1983 (51 att.) at San Francisco, Jan. 6, 1996 (65 att.)
30	vs. Atlanta, Dec. 31, 1995 (54 att.)
29	at Arizona, Jan. 10, 2010 (33 att.) at Washington, Jan. 10, 2016 (46 att.)

Fewest Opponent Net Yards, Passing, Game

32	vs. Baltimore Colts, Dec. 26, 1965
48	at Chicago Bears, Dec. 14, 1941
91	vs. Boston Redskins at New York, Dec. 13, 1936

Most Opponent Net Yards, Passing, Game

375	at Arizona, Jan. 10, 2010
347	vs. St. Louis Cardinals, Jan. 8, 1983
339	vs. Atlanta, Dec. 31, 1995

Most Opponent Touchdown Passes, Game

5	at Arizona, Jan. 10, 2010
4	vs. Minnesota, Jan. 9, 2005
3	at Dallas Cowboys, Jan. 16, 1994 at San Francisco, Jan. 3, 1999 vs. New York Giants, Jan. 15, 2012 at Arizona, Jan. 16, 2016

* NFL Record

Super Bowl Record

** Shares NFL Record

Shares Super Bowl Record

TEAM PLAYOFF RECORDS

COMMUNITY

ADMIN. & COACHES

VETERANS

DRAFT & FREE AGENTS

2015 REVIEW

PLAYOFF RECORDS

LAMBEAU FIELD

MISC.

Most Opponent Passes Intercepted

6	vs. New York Giants, Dec. 10, 1939
4	at New York Giants, Dec. 17, 1944
4	vs. New York Giants, Dec. 31, 1961
##4	vs. New England, Jan. 26, 1997
4	at Seattle, Jan. 18, 2015
3	vs. San Francisco, Jan. 4, 1997
	at Chicago Bears, Jan. 23, 2011

SCORING**Most Points Allowed, Game**

51	at Arizona, Jan. 10, 2010 (51-45)
45	at St. Louis Rams, Jan. 20, 2002 (45-17)
	at San Francisco, Jan. 12, 2013 (45-31)
38	at Dallas Cowboys, Jan. 14, 1996 (38-27)

Fewest Points Allowed, Game

**0	vs. New York Giants, Dec. 10, 1939
	vs. New York Giants, Dec. 31, 1961
6	vs. Boston Redskins at New York, Dec. 13, 1936
7	at New York Giants, Dec. 17, 1944
	at New York Giants, Dec. 30, 1962
	vs. Los Angeles Rams, Dec. 23, 1967
	vs. Tampa Bay, Jan. 4, 1998

Opponent Largest Margin of Victory

28	at St. Louis Rams, Jan. 20, 2002 (45-17)
26	at Dallas Cowboys, Jan. 8, 1995 (35-9)
20	vs. Atlanta, Jan. 4, 2003 (27-7)

Most Opponent Touchdowns Scored, Game

7	at Arizona, Jan. 10, 2010
6	at St. Louis Rams, Jan. 20, 2002
	at San Francisco, Jan. 12, 2013
5	at Dallas Cowboys, Jan. 8, 1995
	at Dallas Cowboys, Jan. 14, 1996
4	at Chicago Bears, Dec. 14, 1941
	at Dallas Cowboys, Jan. 16, 1983
	vs. Denver, Jan. 25, 1998
	vs. Minnesota, Jan. 9, 2005
	vs. New York Giants, Jan. 15, 2012
	at Seattle, Jan. 18, 2015

Most Opponent Field Goals Scored, Game

3	at Washington, Dec. 24, 1972
	at Dallas Cowboys, Jan. 16, 1983
	at San Francisco, Jan. 3, 1999
	vs. New York Giants, Jan. 20, 2008
	vs. New York Giants, Jan. 15, 2012
	vs. San Francisco, Jan. 5, 2014
2	12 times (last: vs. New York Giants, Jan. 8, 2017)

Most Opponent (One-Point) Points After TD, Game

6	at St. Louis Rams, Jan. 20, 2002
	at Arizona, Jan. 10, 2010
	at San Francisco, Jan. 12, 2013
5	at Dallas Cowboys, Jan. 8, 1995
	at Dallas Cowboys, Jan. 14, 1996
4	at Dallas Cowboys, Jan. 16, 1983
	vs. Denver, Jan. 25, 1998
	vs. Minnesota, Jan. 9, 2005
	vs. New York Giants, Jan. 15, 2012

Most Safeties, Game

1	vs. Detroit, Dec. 31, 1994
---	----------------------------

PUNTING**Most Opponent Punts, Game**

10	vs. Boston Redskins at New York, Dec. 13, 1936
	at New York Giants, Dec. 17, 1944
9	at Chicago Bears, Jan. 23, 2011
8	at New York Giants, Dec. 11, 1938
	vs. Baltimore Colts, Dec. 26, 1965
	vs. Dallas Cowboys, Dec. 31, 1967
	vs. Detroit, Dec. 31, 1994
	vs. New England, Jan. 26, 1997
	vs. New York Giants, Jan. 8, 2017
7	at New York Giants, Dec. 30, 1962
	vs. Kansas City, Jan. 15, 1967
	at Philadelphia, Jan. 11, 2004

Fewest Opponent Punts, Game

**0	vs. St. Louis Cardinals, Jan. 8, 1983
1	at Arizona, Jan. 10, 2010
2	vs. New York Giants, Jan. 15, 2012
	vs. Dallas Cowboys, Jan. 11, 2015
3	at Detroit, Jan. 8, 1994
	at Dallas Cowboys, Jan. 16, 1994
	at San Francisco, Jan. 3, 1999
	vs. Pittsburgh, Feb. 6, 2011
	at San Francisco, Jan. 12, 2013
	vs. San Francisco, Jan. 5, 2014
	at Arizona, Jan. 16, 2016

Opponent Highest Gross Average (4 punts), Game

50.6	at Washington, Jan. 10, 2016
49.6	vs. Minnesota, Jan. 5, 2013
46.5	at Washington, Dec. 24, 1972

PUNT RETURNS**Most Opponent Punt Returns, Game**

5	vs. Baltimore Colts, Dec. 26, 1965
	vs. Boston Redskins at New York, Dec. 13, 1936
4	vs. New England, Jan. 26, 1997
	at Philadelphia, Jan. 11, 2004
	vs. New York Giants, Jan. 20, 2008
	at Chicago Bears, Jan. 23, 2011
	vs. Pittsburgh, Feb. 6, 2011

Most Yards, Opponent Punt Returns, Game

87	at Chicago Bears, Dec. 14, 1941 (3 returns)
58	vs. Boston Redskins at New York, Dec. 13, 1936 (5 returns)
38	at Philadelphia, Jan. 9, 2011 (4 returns)

KICKOFF RETURNS**Most Opponent Kickoff Returns, Game**

8	at Atlanta, Jan. 15, 2011 (232 yds.)
7	vs. Oakland, Jan. 14, 1968 (127 yds.)
	vs. St. Louis Cardinals, Jan. 8, 1983 (178 yds.)
	vs. Carolina, Jan. 12, 1997 (86 yds.)
	vs. Seattle, Jan. 4, 2004 (98 yds.)
	vs. Seattle, Jan. 12, 2008 (105 yds.)
6	Nine times (last: vs. Pittsburgh, Feb. 6, 2011)

Most Yards, Opponent Kickoff Returns, Game

232	at Atlanta, Jan. 15, 2011 (8 returns)
186	vs. Detroit, Dec. 31, 1994 (5 returns)
178	vs. St. Louis Cardinals, Jan. 8, 1983 (7 returns)

SACKS**Most Sacks, Game (Since 1963)**

8	at Philadelphia, Jan. 11, 2004
6	vs. Kansas City, Jan. 15, 1967
	at Washington, Jan. 10, 2016
5	vs. Los Angeles Rams, Dec. 23, 1967
	vs. St. Louis Cardinals, Jan. 8, 1983
	vs. New England Patriots, Jan. 26, 1997
	at Atlanta, Jan. 15, 2011
	at Seattle, Jan. 18, 2015

PENALTIES**Most Opponent Penalties, Game**

12	at Chicago Bears, Dec. 14, 1941
11	at New York Giants, Dec. 17, 1944
8	at San Francisco, Jan. 6, 1996
	at San Francisco, Jan. 12, 2013
	at Seattle, Jan. 18, 2015

Fewest Opponent Penalties, Game

**0	at Philadelphia, Dec. 26, 1960
2	at New York Giants, Dec. 11, 1938
	vs. New England, Jan. 26, 1997
	vs. Seattle, Jan. 4, 2004
	vs. San Francisco, Jan. 5, 2014
3	11 times (last: vs. New York Giants, Jan. 8, 2017)

* NFL Record

** Shares NFL Record

Super Bowl Record

Shares Super Bowl Record

INDIVIDUAL STATISTICS, OFFENSE

		RECEIVING J.Nelson					R.Cobb					D.Adams					J.Abbrederis					J.Cook					R.Rodgers				
		No	Yds	Avg	Lg	TD	No	Yds	Avg	Lg	TD	No	Yds	Avg	Lg	TD	No	Yds	Avg	Lg	TD	No	Yds	Avg	Lg	TD	No	Yds	Avg	Lg	TD
9/11	at Jax	6	32	5.3	8	1	6	57	9.5	32	0	3	50	16.7	29t	1	1	8	8.0	8	0	1	7	7.0	7	0	1	22	22.0	22	0
9/18	at Min	5	73	14.6	39	1	5	42	8.4	14	0	3	26	8.1	13	0	0	0	--	--	0	4	31	7.8	14	0	2	25	12.5	15	0
9/25	Det	6	101	16.8	49	2	1	33	33.0	33	0	2	23	11.5	14t	1	0	0	--	--	0	1	15	15.0	15	0	2	9	4.5	7	1
10/9	NYG	4	38	9.5	17	1	9	108	12.0	21	0	5	85	17.0	29t	1	0	0	--	--	0	(Inactive)					1	6	6.0	6	0
10/16	Dal	5	68	13.6	25	0	7	53	7.6	17	1	2	34	17.0	22	0	0	0	--	--	0	(Inactive)					2	15	7.5	12	0
10/20	Chi	1	9	9.0	9	0	11	95	8.6	25	1	13	132	10.2	24	2	(Inactive)					(Inactive)					1	7	7.0	7	0
10/30	at Atl	4	94	23.5	58	1	(Inactive)					12	74	6.2	22	0	(Not With Team)					(Inactive)					0	0	--	--	0
11/6	Ind	7	94	13.4	26t	1	2	14	7.0	11	1	4	41	10.3	40	1	(Not With Team)					(Inactive)					6	64	10.7	22	0
11/13	at Ten	12	126	10.5	20	1	4	31	7.8	11	0	6	156	26.0	46	0	(Not With Team)					(Inactive)					4	27	6.8	12	0
11/20	at Was	3	28	9.3	13t	1	3	84	28.0	47	0	3	42	14.0	37	0	(Not With Team)					6	105	17.5	47	1	4	28	7.0	11	0
11/28	at Phi	8	91	11.4	22	0	6	41	6.8	12	0	5	113	22.6	50	2	(Not With Team)					1	7	7.0	7	0	0	0	--	--	0
12/4	Hou	8	118	14.8	32t	1	3	19	6.3	9t	1	1	17	17.0	17	0	(Not With Team)					3	19	6.3	10	0	2	16	8.0	9	0
12/11	Sea	6	41	6.8	11	2	3	33	11.0	25	0	4	104	26.0	66t	1	(Not With Team)					1	15	15.0	15	0	1	8	8.0	8	0
12/18	at Chi	7	124	17.7	60	0	0	0	--	--	0	2	25	12.5	19	0	(Not With Team)					6	85	14.2	27	0	1	10	10.0	10	0
12/24	Min	9	154	17.1	48	2	(Inactive)					4	44	11.0	20t	1	(Not With Team)					3	37	12.3	30	0	2	20	10.0	13t	1
1/1	at Det	6	66	11.0	20	0	(Inactive)					6	31	5.2	9t	2	(Not With Team)					4	56	14.0	24	0	1	14	14.0	14	0
SEASON		97	1257	13.0	60	14	60	610	10.2	47	4	75	997	13.3	66t	12	1	8	8.0	8	0	30	377	12.6	47	1	30	271	9.0	22	2
CAREER		497	7366	14.8	93t	63	366	4488	12.3	70t	35	163	1926	11.8	66t	16	10	119	11.9	32	0	303	3880	12.8	80t	17	108	1006	9.3	61t	12
1/8	NYG	1	13	13.0	13	0	5	116	23.2	42t	3	8	125	15.6	31	1	(Not With Team)					5	48	9.6	16	0	0	0	--	--	0

		RECEIVING E.Lacy					J.Starks					T.Montgomery					J.Janis					T.Davis					J.Perillo				
		No	Yds	Avg	Lg	TD	No	Yds	Avg	Lg	TD	No	Yds	Avg	Lg	TD	No	Yds	Avg	Lg	TD	No	Yds	Avg	Lg	TD	No	Yds	Avg	Lg	TD
9/11	at Jax	1	17	17.0	17	0	1	6	6.0	6	0	0	0	--	--	0	0	0	--	--	0	(Inactive)					0	0	--	--	0
9/18	at Min	0	0	--	--	0	1	16	16.0	16	0	0	0	--	--	0	0	0	--	--	0	0	0	--	--	0	0	0	--	--	0
9/25	Det	1	2	2.0	2	0	1	9	9.0	9	0	0	0	--	--	0	0	0	--	--	0	0	0	--	--	0	1	13	13.0	13	0
10/9	NYG	1	3	3.0	3	0	3	19	6.3	9	0	0	0	--	--	0	0	0	--	--	0	0	0	--	--	0	0	0	--	--	0
10/16	Dal	1	6	6.0	6	0	(Injured Reserve)					10	98	9.8	15	0	2	14	7.0	8	0	0	0	--	--	0	1	4	4.0	4	0
10/20	Chi	(Injured Reserve)					(Inactive)					10	66	6.6	13	0	2	9	4.5	7	0	0	0	--	--	0	0	0	--	--	0
10/30	at Atl	(Injured Reserve)					(Inactive)					(Inactive)					4	30	7.5	10	1	3	24	8.0	9t	1	0	0	--	--	0
11/6	Ind	(Injured Reserve)					(Inactive)					3	38	12.7	18	0	1	25	25.0	25	0	0	0	--	--	0	2	18	9.0	9	0
11/13	at Ten	(Injured Reserve)					3	11	3.7	13t	1	2	11	5.5	8	0	0	0	--	--	0	0	0	--	--	0	0	0	--	--	0
11/20	at Was	(Injured Reserve)					5	46	9.2	31t	1	3	27	9.0	10	0	0	0	--	--	0	0	0	--	--	0	(Not With Team)				
11/28	at Phi	(Injured Reserve)					5	27	5.4	8	0	2	12	6.0	9	0	1	7	7.0	7	0	0	0	--	--	0	(Not With Team)				
12/4	Hou	(Injured Reserve)					0	0	--	--	0	2	16	8.0	10	0	0	0	--	--	0	(Inactive)					(Not With Team)				
12/11	Sea	(Injured Reserve)					0	0	--	--	0	3	45	15.0	24	0	0	0	--	--	0	(Inactive)					(Not With Team)				
12/18	at Chi	(Injured Reserve)					(Inactive)					2	1	0.5	2	0	0	0	--	--	0	(Inactive)					(Not With Team)				
12/24	Min	(Injured Reserve)					(Inactive)					4	17	4.3	10	0	1	8	8.0	8	0	(Did Not Play)					(Not With Team)				
1/1	at Det	(Injured Reserve)					(Inactive)					3	17	5.7	9	0	0	0	--	--	0	0	0	--	--	0	0	0	--	--	0
SEASON		4	28	7.0	17	0	19	134	7.1	31t	2	44	348	7.9	24	0	11	93	8.5	25	1	3	24	8.0	9t	1	4	35	8.8	13	0
CAREER		101	900	8.9	67	6	125	1017	8.1	31t	6	59	484	8.2	31t	2	15	188	12.5	46	1	3	24	8.0	9t	1	15	137	9.1	24	1
1/8	NYG	(Injured Reserve)					(Inactive)					3	41	13.7	34	0	0	0	--	--	0	(Inactive)					(Not With Team)				

		RECEIVING K.Davis					G.Allison					C.Michael				
		No	Yds	Avg	Lg	TD	No	Yds	Avg	Lg	TD	No	Yds	Avg	Lg	TD
9/11	at Jax	(Not With Team)					(Practice Squad)					(Not With Team)				
9/18	at Min	(Not With Team)					(Practice Squad)					(Not With Team)				
9/25	Det	(Not With Team)					(Practice Squad)					(Not With Team)				
10/9	NYG	(Not With Team)					(Practice Squad)					(Not With Team)				
10/16	Dal	(Not With Team)					(Practice Squad)					(Not With Team)				
10/20	Chi	0	0	--	--	0	(Practice Squad)					(Not With Team)				
10/30	at Atl	2	4	2.0	10	0	2	21	10.5	17	1	(Not With Team)				
11/6	Ind	(Not With Team)					0	0	--	--	0	(Not With Team)				
11/13	at Ten	(Not With Team)					1	17	17.0	17	0	(Not With Team)				
11/20	at Was	(Not With Team)					0	0	--	--	0	(Inactive)				
11/28	at Phi	(Not With Team)					0	0	--	--	0	0	0	--	--	0
12/4	Hou	(Not With Team)					0	0	--	--	0	0	0	--	--	0
12/11	Sea	(Not With Team)					0	0	--	--	0	0	0	--	--	0
12/18	at Chi	(Not With Team)					1	7	7.0	7	0	0	0	--	--	0
12/24	Min	(Not With Team)					4	66	16.5	32	0	1	1	1.0	1	0
1/1	at Det	(Not With Team)					4	91	22.8	39	1	1	10	10.0	10	0
SEASON		2	4	2.0	10	0	12	202	16.8	39	2	2	11	5.5	10	0
CAREER		33	264	8.0	70t	1	12	202	16.8	39	2	26	135	5.2	13	1
1/8	NYG	(Not With Team)					1	8	8.0	8	0	0	0	--	--	0

INDIVIDUAL STATISTICS, DEFENSE

		B.Martinez					C.Matthews					M.Pennel					J.Peppers					N.Perry					D.Randall					
		UT	A	Sk	Int	PD	UT	A	Sk	Int	PD	UT	A	Sk	Int	PD	UT	A	Sk	Int	PD	UT	A	Sk	Int	PD	UT	A	Sk	Int	PD	
9/11	at Jax	5	4	0-0	0-0	0	3	1	1-10	0-0	0	(Reserve/Suspended)	0	1	0-0	0-0	0	3	0	1-2	0-0	0	5	2	0-0	0-0	0	2	0	0-0	0-0	0
9/18	at Min	5	1	0-0	0-0	1	3	0	1-7	0-0	0	(Reserve/Suspended)	2	0	1.5-11.5	0-0	0	1	4	0.5-4.5	0-0	0	2	0	0-0	0-0	0	2	0	0-0	0-0	0
9/25	Det	5	0	0-0	0-0	0	(Inactive)					(Reserve/Suspended)	1	1	0-0	0-0	0	8	1	2-8	0-0	1	2	0	0-0	1-44	1					
10/9	NYG	2	1	0-0	0-0	0	3	0	1-3	0-0	0	(Reserve/Suspended)	1	0	0-0	0-0	1	3	1	1-6	0-0	0										
10/16	Dal	3	3	0-0	0-0	0	1	1	0-0	0-0	0	1	1	0-0	0-0	0	1	1	1-4	0-0	0	4	1	0-0	0-0	0	2	0	0-0	0-0	0	
10/20	Chi	2	2	0-0	1-4	1	3	1	0-0	0-0	0	0	2	0-0	0-0	1	0	0	0-0	0-0	1	5	1	1-10	1-0	1						
10/30	at Atl	4	1	0-0	0-0	1	(Inactive)					0	1	0-0	0-0	0	1	0	1-2	0-0	0	1	2	0-0	0-0	1						
11/6	Ind	5	1	0-0	0-0	1	(Inactive)					0	0	0-0	0-0	0	2	0	0-0	0-0	0	0	3	0.5-3	0-0	0						
11/13	at Ten	9	1	0-0	0-0	0	(Inactive)					0	1	0-0	0-0	0	0	0	0-0	0-0	0	4	1	0-0	0-0	0						
11/20	at Was	3	1	0-0	0-0	1	0	0	0-0	0-0	0	0	0	0-0	0-0	0	2	0	1-4	0-0	1	4	2	1-7	0-0	0						
11/28	at Phi	(Inactive)					4	1	1-10	0-0	0	0	1	0-0	0-0	0	2	0	1-8	0-0	0	4	0	1-11	0-0	1	5	1	0-0	0-0	1	
12/4	Hou	(Inactive)					0	0	0-0	0-0	0	1	0	0-0	0-0	0	5	2	1-10	0-0	0	3	1	0-0	0-0	0	0	1	0-0	0-0	0	
12/11	Sea	(Inactive)					1	1	0-0	0-0	0	(Reserve/Suspended)	1	2	0-0	0-0	0										4	1	0-0	2-47	2	
12/18	at Chi	0	1	0-0	0-0	0	0	0	0-0	0-0	0	(Reserve/Suspended)	3	1	1-8	0-0	0										2	0	0-0	0-0	1	
12/24	Min	0	0	0-0	0-0	0	1	0	1-5	0-0	2	(Reserve/Suspended)	1	0	0-0	0-0	0	2	0	2-15	0-0	0	3	0	0-0	0-0	0	3	0	0-0	0-0	2
1/1	at Det	3	0	1-5	0-0	0	1	0	0-0	0-0	1	(Reserve/Suspended)	0	0	0-0	0-0	0	1	0	1-10	0-0	0	6	0	0-0	0-0	0	6	0	0-0	0-0	0
SEASON		46	16	1-5	1-4	5	20	5	5-35	0-0	3	2	6	0-0	0-0	1	22	8	7.5-47.5	0-0	3	43	17	11-76.5	1-0	4	32	5	0-0	3-91	9	
CAREER		46	16	1-5	1-4	5	350	148	72.5-453	6-191	38	31	30	1-0	0-0	1	600	237	143.5-873.5	11-293	66	127	63	23.5-176	1-0	8	82	14	0-0	6-138	25	
1/8	NYG	1	1	0-0	0-0	0	1	0	1-0	0-0	0	(Exempt/Commis. Perm.)	2	1	1-4	0-0	2	0	0	0-0	0-0	0	5	0	0-0	1-78	3					

		C.Ringo					Q.Rollins					J.Ryan					S.Shields					J.Thomas					J.Tripp				
		UT	A	Sk	Int	PD	UT	A	Sk	Int	PD	UT	A	Sk	Int	PD	UT	A	Sk	Int	PD	UT	A	Sk	Int	PD	UT	A	Sk	Int	PD
9/11	at Jax	1	0	0-0	0-0	0	1	1	0-0	0-0	2	4	4	0-0	0-0	1	4	1	0-0	0-0	0	2	1	0-0	1-9	1					
9/18	at Min	0	0	0-0	0-0	0	0	1	0-0	0-0	0	6	3	0-0	0-0	1	(Inactive)					5	0	0-0	0-0	0					
9/25	Det	0	3	0-0	0-0	0	0	1	0-0	0-0	0	5	3	0-0	0-0	0	(Inactive)					3	0	0-0	0-0	2					
10/9	NYG	(Inactive)					3	1	0-0	0-0	2	5	1	0-0	0-0	0	(Inactive)					1	1	0-0	0-0	1					
10/16	Dal	(Inactive)					(Inactive)					4	2	0-0	0-0	0	(Inactive)					0	0	0-0	0-0	0					
10/20	Chi	0	0	0-0	0-0	0	(Inactive)					3	2	0-0	0-0	0	(Injured Reserve)					0	0	0-0	0-0	0					
10/30	at Atl	0	0	0-0	0-0	0	(Inactive)					10	0	0-0	0-0	0	(Injured Reserve)					4	1	0-0	0-0	0					
11/6	Ind	(Inactive)					2	0	0-0	0-0	0	8	1	0-0	0-0	1	(Injured Reserve)					3	0	0-0	0-0	0					
11/13	at Ten	(Inactive)					1	0	0-0	0-0	0	0	0	0-0	0-0	0	(Injured Reserve)					4	3	0-0	0-0	0					
11/20	at Was	(Inactive)					4	1	0-0	0-0	0	(Inactive)					(Injured Reserve)					4	4	0-0	0-0	0					
11/28	at Phi	(Inactive)					3	0	0-0	0-0	1	(Inactive)					(Injured Reserve)					4	1	0-0	0-0	0					
12/4	Hou	(Inactive)					4	1	0-0	0-0	2	2	2	0-0	0-0	0	(Injured Reserve)					6	1	0-0	0-0	1					
12/11	Sea	2	1	0-0	0-0	0	7	0	0-0	1-0	2	0	3	0-0	0-0	0	(Injured Reserve)					10	0	0-0	0-0	0					
12/18	at Chi	0	0	0-0	0-0	0	6	0	0-0	0-0	2	6	2	0-0	0-0	0	(Injured Reserve)					8	2	0-0	0-0	1					
12/24	Min	0	0	0-0	0-0	0	3	0	0-0	0-0	0	1	0	0-0	0-0	0	(Injured Reserve)					6	0	0-0	0-0	1	0	0	0-0	0-0	0
1/1	at Det	(Did Not Play)					1	0	0-0	0-0	0	4	3	0-0	0-0	0	(Injured Reserve)					2	1	0-0	0-0	1	0	0	0-0	0-0	0
SEASON		3	4	0-0	0-0	0	35	6	0-0	1-0	11	58	26	0-0	0-0	3	4	1	0-0	0-0	0	62	15	0-0	1-9	8	0	0	0-0	0-0	0
CAREER		3	4	0-0	0-0	0	60	16	1-11	3-48	20	90	41	0-0	0-0	3	209	47	1-8	18-180	90	78	23	1-2	1-9	10	7	2	0.5-4.5	0-0	0
1/8	NYG	(Inactive)					(Inactive)					9	3	0-0	0-0	3	(Injured Reserve)					1	1	0-0	0-0	1	0	0	0-0	0-0	0

DEFENSIVE FUMBLE STATISTICS

FORCED FUMBLES (8)

L.Gunter - (2) at Minnesota, Sept. 18 (A.Thielen); vs. Houston, Dec. 4 (R.Griffin)
 J.Peppers - (2) vs. Dallas, Oct. 16 (D.Prescott); at Chicago, Dec. 18 (M.Barkley)
 H.Clinton-Dix - (1) at Jacksonville, Sept. 11 (A.Robinson)
 K.Fackrell - (1) vs. N.Y. Giants, Oct. 9 (E.Manning)
 C.Ringo - (1) vs. Seattle, Dec. 11 (A.Collins)
 C.Matthews - (1) vs. Minnesota, Dec. 24 (S.Bradford)

FUMBLE RECOVERIES (7)

K.Clark - (2) vs. N.Y. Giants, Oct. 9 (E.Manning); vs. Minnesota, Dec. 24 (N.Easton)
 J.Thomas - (1) vs. Dallas, Oct. 16 (D.Prescott)
 M.Burnett - (1) vs. Houston, Dec. 4 (R.Griffin)
 K.Brice - (1) vs. Seattle, Dec. 11 (A.Collins)
 J.Peppers - (1) at Chicago, Dec. 18 (M.Barkley)
 M.Daniels - (1) vs. Minnesota, Dec. 24 (S.Bradford)

POSTSEASON (1)

C.Matthews - (1) vs. N.Y. Giants, Jan. 8 (E.Manning)

POSTSEASON (1)

C.Matthews - (1) vs. N.Y. Giants, Jan. 8 (E.Manning)

INDIVIDUAL STATISTICS, DEFENSE

QUARTERBACK SACKS (40-295)

9/11	at	Jacksonville:	(3-20)	M.Burnett 1-8, C.Matthews 1-10, N.Perry 1-2.
9/18	at	Minnesota:	(4-32)	J.Peppers 1.5-11.5, M.Daniels 1-9, C.Matthews 1-7, N.Perry 0.5-4.5.
9/25		Detroit:	(3-17)	N.Perry 2-8, K.Fackrell 1-9.
10/9		N.Y. Giants:	(4-21)	K.Fackrell 1-6, M.Hyde 1-6, C.Matthews 1-3, N.Perry 1-6.
10/16		Dallas:	(2-14)	J.Peppers 1-4, Team 1-10.
10/20		Chicago:	(1-10)	N.Perry 1-10.
10/30	at	Atlanta:	(2-11)	M.Daniels 1-9, J.Peppers 1-2.
11/6		Indianapolis:	(2-11)	M.Burnett 1-5, H.Clinton-Dix 0.5-3, N.Perry 0.5-3.
11/13	at	Tennessee:	(1-13)	M.Burnett 1-13.
11/20	at	Washington:	(2-11)	J.Peppers 1-4, N.Perry 1-7.
11/28	at	Philadelphia:	(4-43)	M.Daniels 1-14, C.Matthews 1-10, J.Peppers 1-8, N.Perry 1-11.
12/4		Houston:	(2-18)	D.Lowry 1-8, J.Peppers 1-10.
12/11		Seattle:	(3-22)	J.Elliott 1-8, D.Jones 1-3, D.Lowry 1-11.
12/18	at	Chicago:	(1-8)	J.Peppers 1-8.
12/24		Minnesota:	(4-29)	N.Perry 2-15, M.Daniels 1-9, C.Matthews 1-5.
1/1	at	Detroit:	(2-15)	B.Martinez 1-5, N.Perry 1-10.

SEASON TOTALS: (40-295) N.Perry 11-76.5, J.Peppers 7.5-47.5, C.Matthews 5-35, M.Daniels 4-41, M.Burnett 3-26, K.Fackrell 2-15, D.Lowry 2-19, J.Elliott 1-8, M.Hyde 1-6, D.Jones 1-3, B.Martinez 1-5, H.Clinton-Dix 0.5-3, Team 1-10.

1/8 N.Y. Giants: (2-4) C.Matthews 1-0, J.Peppers 1-4.

QUARTERBACK HITS (94)

9/11	at	Jacksonville:	(7)	N.Perry 4, M.Daniels 1, D.Jones 1, C.Matthews 1.
9/18	at	Minnesota:	(12)	M.Daniels 4, J.Peppers 4, C.Matthews 2, N.Perry 2.
9/25		Detroit:	(4)	M.Daniels 2, M.Hyde 1, N.Perry 1.
10/9		N.Y. Giants:	(7)	C.Matthews 3, N.Perry 3, K.Fackrell 1.
10/16		Dallas:	(2)	L.Guion 1, D.Jones 1.
10/20		Chicago:	(9)	C.Matthews 3, D.Jones 2, J.Peppers 2, M.Daniels 1, D.Lowry 1.
10/30	at	Atlanta:	(3)	M.Daniels 2, D.Jones 1.
11/6		Indianapolis:	(8)	M.Daniels 2, M.Hyde 2, B.Martinez 1, M.Pennel 1, J.Peppers 1, J.Ryan 1.
11/13	at	Tennessee:	(3)	N.Perry 2, B.Martinez 1.
11/20	at	Washington:	(3)	K.Clark 1, C.Matthews 1, N.Perry 1.
11/28	at	Philadelphia:	(5)	J.Thomas 2, D.Jones 1, C.Matthews 1, J.Peppers 1.
12/4		Houston:	(7)	J.Ryan 2, M.Burnett 1, M.Daniels 1, D.Jones 1, D.Lowry 1, J.Peppers 1.
12/11		Seattle:	(11)	D.Jones 5, L.Guion 2, M.Burnett 1, M.Daniels 1, D.Lowry 1, C.Matthews 1.
12/18	at	Chicago:	(4)	D.Jones 2, J.Peppers 1, J.Ryan 1.
12/24		Minnesota:	(5)	K.Clark 2, D.Jones 1, C.Matthews 1, J.Peppers 1.
1/1	at	Detroit:	(4)	N.Perry 2, D.Jone 1, J.Peppers 1.

SEASON TOTALS: (94) D.Jones 16, N.Perry 15, M.Daniels 14, C.Matthews 13, J.Peppers 12, J.Ryan 4, K.Clark 3, L.Guion 3, M.Hyde 3, D.Lowry 3, M.Burnett 2, B.Martinez 2, J.Thomas 2, K.Fackrell 1, M.Pennel 1.

1/8 N.Y. Giants: (3) J.Peppers 2, N.Perry 1.

PASSES DEFENSED (106)

9/11	at	Jacksonville:	(7)	D.Randall 2, Q.Rollins 2, H.Clinton-Dix 1, J.Ryan 1, J.Thomas 1.
9/18	at	Minnesota:	(4)	M.Burnett 1, K.Clark 1, B.Martinez 1, J.Ryan 1.
9/25		Detroit:	(7)	J.Thomas 2, L.Gunter 1, J.Hawkins 1, M.Hyde 1, N.Perry 1, D.Randall 1.
10/9		N.Y. Giants:	(8)	Q.Rollins 2, M.Burnett 1, M.Daniels 1, L.Guion 1, L.Gunter 1, J.Peppers 1, J.Thomas 1.
10/16		Dallas:	(3)	M.Burnett 2, D.Goodson 1.
10/20		Chicago:	(9)	L.Gunter 2, M.Burnett 1, M.Hyde 1, D.Jones 1, B.Martinez 1, M.Pennel 1, J.Peppers 1, N.Perry 1.
10/30	at	Atlanta:	(5)	L.Gunter 2, D.Goodson 1, B.Martinez 1, N.Perry 1.
11/6		Indianapolis:	(7)	H.Clinton-Dix 2, M.Burnett 1, K.Fackrell 1, D.Jones 1, B.Martinez 1, J.Ryan 1.
11/13	at	Tennessee:	(2)	K.Brice 1, L.Gunter 1.
11/20	at	Washington:	(5)	M.Burnett 2, L.Gunter 1, B.Martinez 1, J.Peppers 1.
11/28	at	Philadelphia:	(6)	M.Burnett 1, H.Clinton-Dix 1, D.Gunter 1, N.Perry 1, D.Randall 1, Q.Rollins 1.
12/4		Houston:	(10)	M.Burnett 2, L.Gunter 2, Q.Rollins 2, H.Clinton-Dix 1, M.Hyde 1, D.Lowry 1, J.Thomas 1.
12/11		Seattle:	(9)	L.Gunter 2, D.Randall 2, Q.Rollins 2, M.Burnett 1, H.Clinton-Dix 1, M.Hyde 1.
12/18	at	Chicago:	(9)	M.Hyde 3, H.Clinton-Dix 2, Q.Rollins 2, D.Randall 1, J.Thomas 1.
12/24		Minnesota:	(8)	M.Hyde 2, C.Matthews 2, D.Randall 2, H.Clinton-Dix 1, J.Thomas 1.
1/1	at	Detroit:	(7)	L.Gunter 2, M.Burnett 1, K.Clark 1, M.Hyde 1, C.Matthews 1, J.Thomas 1.

SEASON TOTALS: (106) L.Gunter 15, M.Burnett 13, Q.Rollins 11, M.Hyde 10, H.Clinton-Dix 9, D.Randall 9, J.Thomas 8, B.Martinez 5, N.Perry 4, J.Peppers 3, J.Ryan 3, C.Matthews 3, K.Clark 2, D.Goodson 2, D.Jones 2, K.Brice 1, M.Daniels 1, K.Fackrell 1, L.Guion 1, J.Hawkins 1, D.Lowry 1, M.Pennel 1.

1/8 N.Y. Giants: (12) D.Randall 3, J.Ryan 3, H.Clinton-Dix 2, J.Peppers 2, M.Hyde 1, J.Thomas 1.

INDIVIDUAL STATISTICS, SPECIAL TEAMS

PUNTING

		J.Schum							
		No	Yds	Avg	TB	In20	Lg	Bk	Net
9/11	at Jax	4	184	46.0	0	0	56	0	42.5
9/18	at Min	5	193	38.6	0	1	44	0	38.6
9/25	Det	2	83	41.5	0	1	43	0	33.5
10/9	NYG	4	146	36.5	0	0	42	0	35.0
10/16	Dal	1	47	47.0	0	1	47	0	47.0
10/20	Chi	1	46	46.0	0	0	46	0	46.0
10/30	at Atl	3	163	54.3	1	0	58	0	38.3
11/6	Ind	4	193	48.3	0	2	65	0	47.5
11/13	at Ten	4	202	50.5	1	1	57	0	39.8
11/20	at Was	3	138	46.0	0	1	58	0	43.3
11/28	at Phi	1	43	43.0	0	1	43	0	43.0
12/4	Hou	5	215	43.0	1	3	48	0	35.8
12/11	Sea	4	154	38.5	0	3	49	0	38.5
12/18	at Chi	4	168	42.0	0	0	52	0	37.8
12/24	Min	6	259	43.2	1	2	49	0	36.5
1/1	at Det	5	186	37.2	0	3	53	0	37.2
SEASON		56	2420	43.2	4	19	65	0	39.1
CAREER		112	4768	42.6	8	34	65	0	38.5
1/8	NYG	6	251	41.8	0	3	58	0	41.2

KICKING

		M.Crosby			Kickoffs			
		FG	PAT	Pts	No. Ret	TB	Pct	OB
9/11	at Jax	2/2	3/3	9	2	4	66.7	0
9/18	at Min	0/0	2/2	2	2	1	33.3	0
9/25	Det	2/2	4/4	10	4	3	42.9	0
10/9	NYG	3/3	2/2	11	4	1	20.0	0
10/16	Dal	3/3	1/1	10	1	3	75.0	0
10/20	Chi	2/3	2/3	8	2	4	66.7	0
10/30	at Atl	1/1	3/3	6	1	4	80.0	0
11/6	Ind	2/3	2/2	8	2	4	66.7	0
11/13	at Ten	2/2	1/2	7	1	4	80.0	1
11/20	at Was	1/2	3/3	6	2	3	60.0	0
11/28	at Phi	2/2	3/3	9	3	3	50.0	0
12/4	Hou	0/0	3/3	3	3	1	25.0	0
12/11	Sea	1/2	5/5	8	5	2	40.0	0
12/18	at Chi	3/3	3/3	12	4	2	33.3	0
12/24	Min	1/1	5/5	8	2	5	71.4	0
1/1	at Det	1/1	2/3	5	3	2	40.0	0
SEASON		26/30	44/47	122	41	46	52.9	1
CAREER		262/326	481/488	1267	582	272	31.4	16
1/8	NYG	1/1	5/5	8	5	1	16.7	0

ADDITIONAL KICKOFFS:

ON-SIDE KICK RECOVERIES

OWN KICKS (0/2)

Failed - J.Witten vs. Dal (Oct. 16).
Failed - Out of bounds at Ten (Nov. 13).

OPPONENT KICKS (1/5)

Failed - J.Thomas at Ten (Nov. 13).
Failed - D.Adams vs. Hou (Dec. 4).
Failed - R.Rodgers vs. Sea (Dec. 11).
Success - J.Kearse vs. Min (Dec. 24).
Failed - R.Rodgers at Det (Jan. 1).

BLOCKED KICKS

PACKERS (0)

BLOCKED PUNTS

BLOCKED FIELD GOALS

BLOCKED PATs

OPPONENTS (1)

(1) vs. Chicago, Oct. 20 (A.Hicks)

KICKOFF

		T.Montgomery					J.Janis				
		No	Yds	Avg	Lg	TD	No	Yds	Avg	Lg	TD
9/11	at Jax	1	14	14.0	14	0	0	0	--	--	0
9/18	at Min	1	21	21.0	21	0	0	0	--	--	0
9/25	Det	1	24	24.0	24	0	0	0	--	--	0
10/9	NYG	1	24	24.0	24	0	1	18	18.0	18	0
10/16	Dal	2	64	32.0	40	0	0	0	--	--	0
10/20	Chi	0	0	--	--	0	1	17	17.0	17	0
10/30	at Atl	(Inactive)					0	0	--	--	0
11/6	Ind	0	0	--	--	0	0	0	--	--	0
11/13	at Ten	1	23	23.0	23	0	1	28	28.0	28	0
11/20	at Was	2	25	12.5	14	0	1	7	7.0	7	0
11/28	at Phi	1	18	18.0	18	0	0	0	--	--	0
12/4	Hou	1	39	39.0	39	0	1	28	28.0	28	0
12/11	Sea	2	36	18.0	20	0	0	0	--	--	0
12/18	at Chi	4	57	14.3	17	0	1	21	21.0	21	0
12/24	Min	1	21	21.0	21	0	0	0	--	--	0
1/1	at Det	0	0	--	--	0	0	0	--	--	0
SEASON		18	366	20.3	40	0	6	119	19.8	28	0
CAREER		25	584	23.4	46	0	20	525	26.3	70	0
1/8	NYG	0	0	--	--	0	3	77	25.7	33	0

ADDITIONAL KICKOFF RETURNS: **K.Davis** 1-18 vs. Chi (Oct. 20); **T.Davis** 3-64 vs. Ind (Nov. 6); **C.Michael** 3-64 vs. Min (Dec. 24), 1-31 vs. NYG (Jan. 8); **R.Rodgers** 1-0 at Was (Nov. 20).

PUNT RETURNS

		M.Hyde					T.Davis						
		No	Yds	Avg	FC	Lg	TD	No	Yds	Avg	FC	Lg	TD
9/11	at Jax	0	0	--	0	--	0	(Inactive)					
9/18	at Min	0	0	--	4	--	0	0	0	--	1	--	0
9/25	Det	0	0	--	0	--	0	1	1	1.0	1	1	0
10/9	NYG	0	0	--	0	--	0	1	3	3.0	2	3	0
10/16	Dal	0	0	--	0	--	0	1	25	25.0	1	25	0
10/20	Chi	0	0	--	0	--	0	1	6	6.0	4	6	0
10/30	at Atl	0	0	--	0	--	0	2	60	30.0	0	55	0
11/6	Ind	0	0	--	0	--	0	1	8	8.0	2	8	0
11/13	at Ten	1	2	2.0	1	2	0	2	12	6.0	0	12	0
11/20	at Was	0	0	--	0	--	0	0	0	--	0	--	0
11/28	at Phi	0	0	--	0	--	0	0	0	--	0	--	0
12/4	Hou	0	0	--	0	--	0	(Inactive)					
12/11	Sea	1	0	0.0	0	0	0	(Inactive)					
12/18	at Chi	1	2	2.0	0	2	0	(Inactive)					
12/24	Min	4	40	10.0	1	19	0	(Did Not Play)					
1/1	at Det	4	20	5.0	0	10	0	0	0	--	0	--	0
SEASON		11	64	5.8	6	19	0	9	115	12.8	11	55	0
CAREER		76	738	9.7	40	93t	0	9	115	12.8	11	55	0
1/8	NYG	5	50	10.0	2	23	0	(Inactive)					

ADDITIONAL PUNT RETURNS: **R.Cobb** 1-10 at Was (Nov. 20), 1-0 at Phi (Nov. 28), 2-44 vs. Hou (Dec. 4); **M.Evans** 1-0 vs. Hou (Dec. 4); **D.Randall** 1-2 at Min (Sept. 18).

SPECIAL TEAMS FUMBLE STATISTICS

FORCED FUMBLES (0)

FUMBLE RECOVERIES (0)

DRIVE STATISTICS

PACKERS SCORING DRIVES (game-by-game)

Date	Opponent	Plays	Yards	Time	Result	Qtr	Scoring Play	Quarterback
9/11	at Jacksonville	6	29	3:05	TD	1	A.Rodgers 6 run	A.Rodgers
9/11	at Jacksonville	9	75	4:43	TD	2	A.Rodgers 6 pass to J.Nelson	A.Rodgers
9/11	at Jacksonville	5	75	0:56	TD	2	A.Rodgers 29 pass to D.Adams	A.Rodgers
9/11	at Jacksonville	13	68	4:48	FG	3	M.Crosby 25 field goal	A.Rodgers
9/11	at Jacksonville	16	73	9:14	FG	4	M.Crosby 20 field goal	A.Rodgers
9/18	at Minnesota	5	52	3:08	TD	1	A.Rodgers 1 pass to J.Nelson	A.Rodgers
9/18	at Minnesota	10	75	4:30	TD	4	A.Rodgers 10 run	A.Rodgers
9/25	vs. Detroit	8	75	3:38	TD	1	A.Rodgers 14 pass to D.Adams	A.Rodgers
9/25	vs. Detroit	4	60	1:44	TD	1	A.Rodgers 8 pass to J.Nelson	A.Rodgers
9/25	vs. Detroit	2	67	0:47	TD	2	A.Rodgers 2 pass to R.Rodgers	A.Rodgers
9/25	vs. Detroit	4	7	0:59	FG	2	M.Crosby 36 field goal	A.Rodgers
9/25	vs. Detroit	7	67	3:53	TD	2	A.Rodgers 17 pass to J.Nelson	A.Rodgers
9/25	vs. Detroit	9	47	5:09	FG	3	M.Crosby 46 field goal	A.Rodgers
10/9	vs. N.Y. Giants	16	75	8:42	TD	1	A.Rodgers 2 pass to J.Nelson	A.Rodgers
10/9	vs. N.Y. Giants	5	80	2:20	TD	2	A.Rodgers 29 pass to D.Adams	A.Rodgers
10/9	vs. N.Y. Giants	4	5	1:15	FG	2	M.Crosby 44 field goal	A.Rodgers
10/9	vs. N.Y. Giants	9	65	4:46	FG	4	M.Crosby 33 field goal	A.Rodgers
10/9	vs. N.Y. Giants	13	73	6:22	FG	4	M.Crosby 25 field goal	A.Rodgers
10/16	vs. Dallas	9	56	4:52	FG	1	M.Crosby 37 field goal	A.Rodgers
10/16	vs. Dallas	9	45	4:08	FG	2	M.Crosby 43 field goal	A.Rodgers
10/16	vs. Dallas	4	0	0:32	FG	4	M.Crosby 34 field goal	A.Rodgers
10/16	vs. Dallas	9	75	3:33	TD	4	A.Rodgers 6 pass to R.Cobb	A.Rodgers
10/20	vs. Chicago	13	53	5:19	FG	1	M.Crosby 32 field goal	A.Rodgers
10/20	vs. Chicago	10	53	1:39	FG	2	M.Crosby 40 field goal	A.Rodgers
10/20	vs. Chicago	13	85	5:19	TD	3	A.Rodgers 5 pass to D.Adams	A.Rodgers
10/20	vs. Chicago	8	88	4:40	TD	4	A.Rodgers 4 pass to D.Adams	A.Rodgers
10/20	vs. Chicago	13	74	8:33	TD	4	A.Rodgers 2 pass to R.Cobb	A.Rodgers
10/30	at Atlanta	6	75	3:33	TD	1	A.Rodgers 5 pass to J.Nelson	A.Rodgers
10/30	at Atlanta	14	75	7:35	TD	2	A.Rodgers 4 pass to G.Allison	A.Rodgers
10/30	at Atlanta	4	15	1:24	TD	2	A.Rodgers 9 pass to T.Davis	A.Rodgers
10/30	at Atlanta	4	64	0:27	FG	2	M.Crosby 29 field goal	A.Rodgers
10/30	at Atlanta	13	86	8:33	TD	4	A.Rodgers 7 pass to J.Janis	A.Rodgers
11/6	vs. Indianapolis	9	53	4:01	FG	1	M.Crosby 34 field goal	A.Rodgers
11/6	vs. Indianapolis	4	47	1:25	TD	1	A.Rodgers 26 pass to J.Nelson	A.Rodgers
11/6	vs. Indianapolis	10	65	5:38	FG	3	M.Crosby 27 field goal	A.Rodgers
11/6	vs. Indianapolis	6	75	1:55	TD	4	A.Rodgers 2 pass to D.Adams	A.Rodgers
11/6	vs. Indianapolis	7	80	1:59	TD	4	A.Rodgers 3 pass to R.Cobb	A.Rodgers
11/13	at Tennessee	9	75	4:19	TD	2	A.Rodgers 1 pass to J.Nelson	A.Rodgers
11/13	at Tennessee	8	64	4:50	FG	2	M.Crosby 29 field goal	A.Rodgers
11/13	at Tennessee	6	75	1:12	TD	2	A.Rodgers 13 pass to J.Starks	A.Rodgers
11/13	at Tennessee	10	78	4:12	TD	3	A.Rodgers 20 run	A.Rodgers
11/13	at Tennessee	11	46	5:30	FG	3	M.Crosby 38 field goal	A.Rodgers
11/20	at Washington	17	75	8:29	TD	2	A.Rodgers 13 pass to J.Nelson	A.Rodgers
11/20	at Washington	9	38	5:22	FG	2	M.Crosby 36 field goal	A.Rodgers
11/20	at Washington	6	75	2:09	TD	4	A.Rodgers 31 pass to J.Starks	A.Rodgers
11/20	at Washington	8	82	4:21	TD	4	A.Rodgers 6 pass to J.Cook	A.Rodgers
11/28	at Philadelphia	10	75	5:09	TD	1	A.Rodgers 12 pass to J.Adams	A.Rodgers
11/28	at Philadelphia	9	75	3:47	TD	2	A.Rodgers 20 pass to D.Adams	A.Rodgers
11/28	at Philadelphia	5	57	2:32	FG	3	M.Crosby 33 field goal	A.Rodgers
11/28	at Philadelphia	13	75	6:28	TD	4	A.Ripkowski 1 run	A.Rodgers
11/28	at Philadelphia	17	78	8:21	FG	4	M.Crosby 32 field goal	A.Rodgers
12/4	vs. Houston	10	50	5:58	TD	2	A.Rodgers 9 pass to R.Cobb	A.Rodgers
12/4	vs. Houston	12	98	5:20	TD	4	A.Rodgers 32 pass to J.Nelson	A.Rodgers
12/4	vs. Houston	8	89	4:41	TD	4	A.Ripkowski 3 run	A.Rodgers
12/11	vs. Seattle	3	75	1:30	TD	1	A.Rodgers 66 pass to D.Adams	A.Rodgers
12/11	vs. Seattle	4	26	2:17	TD	2	T.Montgomery 1 run	A.Rodgers
12/11	vs. Seattle	5	48	2:44	TD	2	A.Rodgers 9 pass to J.Nelson	A.Rodgers
12/11	vs. Seattle	7	32	3:16	TD	3	A.Rodgers 3 pass to J.Nelson	A.Rodgers
12/11	vs. Seattle	5	19	1:15	FG	4	M.Crosby 38 field goal	B.Hundley
12/11	vs. Seattle	1	19	0:07	TD	4	J.Janis 19 run	B.Hundley
12/18	at Chicago	9	73	5:03	TD	1	T.Montgomery 4 run	A.Rodgers
12/18	at Chicago	9	69	0:32	FG	2	M.Crosby 34 field goal	A.Rodgers
12/18	at Chicago	6	16	3:43	FG	3	M.Crosby 18 field goal	A.Rodgers
12/18	at Chicago	7	58	4:35	TD	3	T.Montgomery 3 run	A.Rodgers
12/18	at Chicago	2	45	0:52	TD	3	C.Michael 42 run	A.Rodgers
12/18	at Chicago	5	59	1:19	FG	4	M.Crosby 32 field goal	A.Rodgers
12/24	vs. Minnesota	5	61	2:40	TD	1	A.Rodgers 21 pass to J.Nelson	A.Rodgers
12/24	vs. Minnesota	4	74	1:48	TD	1	A.Rodgers 20 pass to D.Adams	A.Rodgers
12/24	vs. Minnesota	3	42	1:36	TD	2	A.Rodgers 2 pass to J.Nelson	A.Rodgers
12/24	vs. Minnesota	5	54	0:30	TD	2	A.Rodgers 6 run	A.Rodgers
12/24	vs. Minnesota	10	14	4:05	FG	4	M.Crosby 48 field goal	A.Rodgers
12/24	vs. Minnesota	7	53	4:23	TD	4	A.Rodgers 13 pass to R.Rodgers	A.Rodgers
1/1	at Detroit	8	71	4:09	TD	2	A.Rodgers 7 pass to A.Ripkowski	A.Rodgers
1/1	at Detroit	5	40	0:23	FG	2	M.Crosby 53 field goal	A.Rodgers
1/1	at Detroit	10	75	5:37	TD	3	A.Rodgers 3 pass to D.Adams	A.Rodgers
1/1	at Detroit	10	81	4:37	TD	4	A.Rodgers 10 pass to G.Allison	A.Rodgers
1/1	at Detroit	11	75	4:52	TD	4	A.Rodgers 9 pass to D.Adams	A.Rodgers
1/8	vs. N.Y. Giants	3	38	1:25	TD	2	A.Rodgers 5 pass to D.Adams	A.Rodgers
1/8	vs. N.Y. Giants	8	80	1:38	TD	2	A.Rodgers 42 pass to R.Cobb	A.Rodgers
1/8	vs. N.Y. Giants	4	63	2:23	TD	3	A.Rodgers 30 pass to R.Cobb	A.Rodgers
1/8	vs. N.Y. Giants	5	23	1:29	FG	3	M.Crosby 32 field goal	A.Rodgers
1/8	vs. N.Y. Giants	10	80	5:14	TD	4	A.Rodgers 16 pass to R.Cobb	A.Rodgers
1/8	vs. N.Y. Giants	9	55	5:48	TD	4	A.Ripkowski 1 run	A.Rodgers

Scoring-Drive Length, Regular Season

Length	Packers		Opponent	
	TD	FG	TD	FG
(minus)	0	0	0	0
0—9	0	3	0	0
10—19	2	3	1	1
20—29	2	0	0	2
30—39	1	1	2	3
40—49	4	4	1	7
50—59	5	6	4	8
60—69	4	6	5	5
70—79	24	3	21	1
80—89	8	0	7	0
90—99	1	0	2	0
SEASON	51	26	43	27

Scoring-Drive Length, Postseason

Length	Packers		Opponent	
	TD	FG	TD	FG
(minus)	0	0	0	0
0—9	0	0	0	0
10—19	0	0	0	0
20—29	0	1	0	0
30—39	1	0	0	0
40—49	0	0	1	0
50—59	1	0	0	1
60—69	1	0	0	0
70—79	0	0	0	1
80—89	2	0	0	0
90—99	0	0	0	0
SEASON	5	1	1	2

Possessions at a glance

Reg. Season	No.	Avg. Snaps	*3-Plays & Out	Snaps/TD
Packers	176	5.8	33	20.2
Opponent	172	5.7	29	23.0

*—less if turnover, no first downs or score

Possessions at a glance

Postseason	No.	Avg. Snaps	*3-Plays & Out	Snaps/TD
Packers	14	5.0	3	14.0
Opponent	13	4.8	5	63.0

*—less if turnover, no first downs or score

Game-Opening Drives

Game	Opponent	Packers			Opponent		
		Pts	FD	Yds	Pts	FD	Yds
9/11	at Jax	7	2	29	0	1	13
9/18	at Min	0	0	3	0	1	17
9/25	Det	7	3	75	3	4	52
10/9	NYG	7	6	75	0	1	18
10/16	Dal	3	4	56	7	5	75
10/20	Chi	3	3	53	0	0	5
10/30	at Atl	7	3	75	3	3	57
11/6	Ind	3	3	53	0	0	5
11/13	at Ten	0	0	6	7	1	80
11/20	at Was	0	0	0	0	0	-3
11/28	at Phi	7	5	75	7	6	81
12/4	Hou	0	1	19	0	2	31
12/11	Sea	7	1	75	3	4	64
12/18	at Chi	7	5	73	0	1	26
12/24	Min	0	2	32	0	0	6
1/1	at Det	0	1	19	0	0	6
SEASON		58	39	718	30	29	533
1/8	NYG	0	0	8	0	2	37

Second-Half Opening Drives

Game	Opponent	Packers			Opponent		
		Pts	FD	Yds	Pts	FD	Yds
9/11	at Jax	3	3	68	3	2	54
9/18	at Min	0	0	9	0	2	26
9/25	Det	3	3	47	7	5	77
10/9	NYG	0	0	5	0	1	14
10/16	Dal	0	2	29	3	2	47
10/20	Chi	0	0	-14	0	2	16
10/30	at Atl	0	2	20	7	6	80
11/6	Ind	0	4	42	0	0	7
11/13	at Ten	6	3	78	0	0	9
11/20	at Was	0	2	80	3	2	53
11/28	at Phi	3	1	57	0	2	30
12/4	Hou	0	0	1	7	4	63
12/11	Sea	0	1	15	0	3	46
12/18	at Chi	3	1	16	0	0	-8
12/24	Min	0	0	-7	0	0	-3
1/1	at Det	7	6	75	0	1	6
SEASON		25	28	521	30	32	517
1/8	NYG	0	0	8	0	2	33

2016 SUPERLATIVES

LONGEST REGULAR-SEASON RETURNS

Packers

Type	Yards	Opp. Date	Player
Punt	55	at Atl, Oct. 30	T.Davis
Interception	44	vs. Det, Sept. 25	D.Randall
Kickoff	40	vs. Dal, Oct. 16	T.Montgomery
Kickoff	39	vs. Hou, Dec. 4	T.Montgomery
Fumble	35	vs. Hou, Dec. 4	M.Burnett

No. of returns 20-plus yards in length: 26
No. of returns 40-plus yards in length: 3

Opponent

Type	Yards	Opp. Date	Player
Kickoff	99t	vs. Ind, Nov. 6	J.Todman
Kickoff	61	vs. Ind, Nov. 6	J.Todman
Kickoff	42	vs. NYG, Oct. 9	D.Harris
Kickoff	37	at Min, Sept. 18	C.Patterson
Kickoff	37	vs. NYG, Oct. 9	B.Rainey

No. of returns 20-plus yards in length: 32
No. of returns 40-plus yards in length: 3

LONGEST POSTSEASON RETURNS

Packers

Type	Yards	Opp. Date	Player
Interception	78	vs. NYG, Jan. 8	D.Randall
Kickoff	33	vs. NYG, Jan. 8	J.Janis
Kickoff	31	vs. NYG, Jan. 8	C.Michael
Kickoff	24	vs. NYG, Jan. 8	J.Janis
Punt	23	vs. NYG, Jan. 8	M.Hyde

No. of returns 20-plus yards in length: 6
No. of returns 40-plus yards in length: 1

Opponent

Type	Yards	Opp. Date	Player
Kickoff	31	vs. NYG, Jan. 8	D.Harris
Kickoff	24	vs. NYG, Jan. 8	D.Harris
Kickoff	24	vs. NYG, Jan. 8	O.Beckham
Kickoff	24	vs. NYG, Jan. 8	O.Beckham

No. of returns 20-plus yards in length: 4
No. of returns 40-plus yards in length: 0

LONGEST REGULAR-SEASON PLAYS FROM SCRIMMAGE

Packers

Yards	Opp.	Play
66t	vs. Sea	A.Rodgers to D.Adams
61	at Chi	T.Montgomery run
60	at Chi	A.Rodgers to J.Nelson
58	at Atl	A.Rodgers to J.Nelson
50	at Phi	A.Rodgers to D.Adams

Long run:

61	at Chi	T.Montgomery
42t	at Chi	C.Michael
36	at Chi	T.Montgomery
31	vs. NYG	E.Lacy
30	vs. Chi	T.Montgomery

No. plays 20-plus yards: 70
No. plays 40-plus yards: 14

Opponent

Yards	Opp.	Play
75t	at Ten	D.Murray run
73t	vs. Det	M.Stafford to M.Jones
71t	vs. Min	S.Bradford to A.Thielen
70t	at Was	K.Cousins to P.Garcon
66	at Was	R.Kelley run

Long run:

75t	at Ten	D.Murray
66	at Was	R.Kelley
29	vs. Dal	E.Elliott
26	vs. Dal	L.Whitehead
26	at Atl	T.Ward

No. plays 20-plus yards: 66
No. plays 40-plus yards: 13

LONGEST POSTSEASON PLAYS FROM SCRIMMAGE

Packers

Yards	Opp.	Play
42t	vs. NYG	A.Rodgers to R.Cobb
34	vs. NYG	A.Rodgers to T.Montgomery
31	vs. NYG	A.Rodgers to D.Adams
30t	vs. NYG	A.Rodgers to R.Cobb
23	vs. NYG	A.Rodgers to D.Adams

Long run:

10	vs. NYG	C.Michael
9	vs. NYG	T.Montgomery
9	vs. NYG	C.Michael
9	vs. NYG	C.Michael
6	vs. NYG	T.Montgomery

No. plays 20-plus yards: 6
No. plays 40-plus yards: 1

Opponent

Yards	Opp.	Play
51	vs. NYG	E.Manning to W.Tye
41t	vs. NYG	E.Manning to T.King
26	vs. NYG	E.Manning to S.Shepard
18	vs. NYG	E.Manning to T.King
17	vs. NYG	E.Manning to V.Cruz

Long run:

14	vs. NYG	P.Perkins
11	vs. NYG	R.Jennings
10	vs. NYG	R.Jennings
6	vs. NYG	P.Perkins
4	vs. NYG	P.Perkins

No. plays 20-plus yards: 3
No. plays 40-plus yards: 2

MISCELLANEOUS

WEEKLY INACTIVES

9/11	at Jacksonville:	C.Banjo, J.Callahan, T.Davis, J.Elliott, J.Hawkins, K.Murphy, J.Pressley.
9/18	at Minnesota:	C.Banjo, J.Callahan, J.Elliott, J.Hawkins, K.Murphy, S.Shields.
9/25	Detroit:	M.Burnett, J.Callahan, L.Guion, D.Jones, C.Matthews, K.Murphy, S.Shields.
10/9	N.Y. Giants:	J.Callahan, J.Cook, K.Murphy, B.Price, D.Randall, C.Ringo, S.Shields.
10/16	Dallas:	C.Banjo, J.Cook, K.Murphy, C.Ringo, Q.Rollins, S.Shields, J.Starks.
10/20	Chicago:	J.Abbrederis, C.Banjo, J.Cook, K.Murphy, D.Randall, Q.Rollins, J.Starks.
10/30	at Atlanta:	R.Cobb, J.Cook, C.Matthews, T.Montgomery, D.Randall, Q.Rollins, J.Starks
11/6	Indianapolis:	J.Cook, C.Matthews, K.Murphy, D.Randall, C.Ringo, J.Starks, J.Tretter.
11/13	at Tennessee:	J.Cook, D.Jackson, C.Matthews, K.Murphy, D.Randall, C.Ringo, J.Tretter.
11/20	at Washington:	J.Elliott, T.Lang, C.Michael, D.Randall, C.Ringo, J.Ryan, J.Tretter.
11/28	at Philadelphia:	K.Fackrell, D.Goodson, T.Lang, B.Martinez, C.Ringo, J.Ryan, J.Tretter.
12/4	Houston:	T.Davis, M.Dorleant, K.Fackrell, T.Lang, B.Martinez, C.Ringo, J.Tretter.
12/11	Seattle:	T.Davis, K.Fackrell, B.Martinez, K.Murphy, N.Perry, J.Tretter.
12/18	at Chicago:	T.Davis, J.Hawkins, K.Murphy, N.Perry, J.Starks, J.Tretter, J.Tripp.
12/24	Minnesota:	J.Callahan, R.Cobb, J.Elliott, J.Hawkins, K.Murphy, J.Starks, J.Tretter.
1/1	at Detroit:	J.Callahan, R.Cobb, J.Elliott, J.Hawkins, K.Murphy, J.Starks, J.Tretter.

SEASON TOTALS: K.Murphy (12), J.Tretter (9), C.Ringo (7), J.Starks (7), J.Callahan (6), J.Cook (6), D.Randall (6), J.Elliott (5), J.Hawkins (5), C.Banjo (4), T.Davis (4), C.Matthews (4), S.Shields (4), R.Cobb (3), K.Fackrell (3), T.Lang (3), B.Martinez (3), Q.Rollins (3), N.Perry (2), J.Ryan (2), J.Abbrederis (1), M.Burnett (1), M.Dorleant (1), D.Goodson (1), L.Guion (1), D.Jackson (1), D.Jones (1), C.Michael (1), T.Montgomery (1), J.Pressley (1), B.Price (1), J.Tripp (1).

1/8 N.Y. Giants: J.Callahan, T.Davis, J.Elliott, K.Murphy, C.Ringo, Q.Rollins, J.Starks.

TIME SPENT IN THE LEAD

Opponent	In Lead	Packers Trailing
9/11 at Jax.....	38:05	5:39
9/18 at Min.....	10:25	30:27
9/25 Det.....	56:22	0:00
10/9 NYG.....	51:18	0:00
10/16 Dal.....	0:00	55:03
10/20 Chi.....	31:55	5:19
10/30 at Atl.....	28:29	26:12
11/6 Ind.....	0:00	59:47
11/13 at Ten.....	0:00	58:17
11/20 at Was.....	2:58	39:08
11/28 at Phi.....	51:04	0:00
12/4 Hou.....	28:12	0:00
12/11 Sea.....	58:30	0:00
12/18 at Chi.....	47:32	1:44
12/24 Min.....	52:13	0:00
1/1 at Det.....	29:50	6:00
SEASON	8:06:53	4:47:36
SEASON AVG	:30:26	17:59
1/8 NYG.....	32:20	18:24

TWO-POINT CONVERSIONS

REGULAR SEASON

Packers (2-4): A.Rodgers run at Atl (Oct. 30), A.Rodgers-D.Adams pass at Det (Jan. 1).

Opponent (0-5):

POSTSEASON

Packers (0-0):
Opponent (0-0):

NON-OFFENSIVE SCORES

REGULAR SEASON

Packers (0):

Opponent (2): L.Floyd fumble recovery in end zone vs. Chi, Oct. 20; J.Todman 99-yard kickoff return vs. Ind, Nov. 6.

POSTSEASON

Packers (0):

Opponent (0):

PENALTIES AND REPLAY CHALLENGES

PENALTY STATISTICS

	Regular Season		Postseason	
	Packers	Opponent	Packers	Opponent
Times Penalized after Offensive Gain	20	16	0	0
Gains Wiped Out, Offensive Penalties	100	155	0	0
Touchdowns Cost	2	0	0	0
Field Goals Cost	0	0	0	0
First Downs Lost	7	8	0	0
Intentional-Grounding Penalties	0	0	1	0
Defensive Pass Interference, Times Flagged	5	8	0	1
Yards Given Up	63	245	0	32
Defensive 3rd/4th Down Flags (kept drive alive)	5	10	0	1
Kick/Punt Return Penalties	10	6	1	0
Return Yards Wiped Out	72	48	6	0

Touchdowns nullified — GREEN BAY (2): A.Rodgers 21-yard pass to R.Cobb vs. NYG (Oct. 9), A.Rodgers 3-yard pass to T.Montgomery at Was (Nov. 20).

OPPONENTS (0):

2016 REGULAR-SEASON REPLAY CHALLENGES

PACKERS (3/5)

Date, Opp.	Initial Ruling	Ruling
9/11 at Jax	Jacksonville 11 men on field	Penalty on Jax, Defensive 12 On Field, Reversed
10/20 vs. Chi	M.Barkley incomplete pass	N.Perry sacks M.Barkley for -10 yards, Reversed
10/20 vs. Chi	M.Barkley 14 pass to Z.Miller, first down	Upheld
10/30 at Atl	Atlanta 11 men on field	Penalty on Atl, Defensive 12 On Field, Reversed
12/11 vs. Sea	A.Rodgers incomplete pass to J.Nelson	Upheld

OPPONENTS (2/4)

Date, Opp.	Initial Ruling	Ruling
10/20 vs. Chi	A.Rodgers 7 pass to T.Montgomery, first down	Upheld
11/28 at Phi	B.Goode downed punt at Philadelphia 1-yard line	Upheld
11/28 at Phi	A.Rodgers 2 pass to J.Cook	Incomplete Pass, Reversed
1/1 at Det	A.Rodgers 3 pass to D.Adams, first down	Short of Line to Gain, Third Down, Reversed

REPLAY ASSISTANT (1/4)

Last two minutes of the half, overtime, turnovers and scoring plays

Date, Opp.	Initial Ruling	Ruling
10/9 vs. NYG	E.Manning 8 pass to O.Beckham, touchdown	Upheld
10/16 vs. Dal	D.Prescott 1 pass to C.Beasley, touchdown	Upheld
10/16 vs. Dal	T.Montgomery fumbles, recovered by R.Davis	Upheld
11/20 at Was	A.Rodgers 13 pass to J.Nelson, touchdown	Upheld

2016 POSTSEASON REPLAY CHALLENGES

PACKERS (0/0)

Date, Opp.	Initial Ruling	Ruling
------------	----------------	--------

OPPONENTS (0/0)

Date, Opp.	Initial Ruling	Ruling
------------	----------------	--------

REPLAY ASSISTANT (0/0)

Last two minutes of the half, overtime, turnovers and scoring plays

Date, Opp.	Initial Ruling	Ruling
------------	----------------	--------

2016 REGULAR-SEASON PENALTIES ACCEPTED (100)

OFFENSE (43)

Delay of Game (6) — A.Rodgers at Jax (Sept. 11), A.Rodgers at Jax (Sept. 11), A.Rodgers vs. Chi (Oct. 20), A.Rodgers at Ten (Nov. 13), A.Rodgers at Was (Nov. 20), A.Rodgers at Det (Jan. 1)

False Start (13) — B.Bulaga vs. Chi (Oct. 20), J.Janis vs. Chi (Oct. 20), B.Bulaga at Atl (Oct. 30), D.Bakhtiari at Ten (Nov. 13), D.Barclay at Ten (Nov. 13), J.Spriggs at Was (Nov. 20), J.Cook at Phi (Nov. 28), J.Cook at Chi (Dec. 18), Team vs. Min (Dec. 24), B.Bulaga at Det (Jan. 1), D.Bakhtiari at Det (Jan. 1), B.Bulaga at Det (Jan. 1), L.Taylor at Det (Jan. 1)

Holding (15) — R.Rodgers at Min (Sept. 18), T.Lang at Min (Sept. 18), J.Tretter vs. Det (Sept. 25), B.Bulaga vs. Det (Sept. 25), D.Bakhtiari vs. NYG (Oct. 9), D.Bakhtiari vs. Ind (Nov. 6), D.Bakhtiari at Ten (Nov. 13), L.Taylor at Ten (Nov. 13), D.Barclay at Was (Nov. 20), D.Barclay at Was (Nov. 20), L.Taylor at Phi (Nov. 28), C.Linsley at Phi (Nov. 28), T.Lang at Chi (Dec. 18), J.Spriggs vs. Min (Dec. 24), J.Janis at Det (Jan. 1)

Illegal Use of Hands (1) — L.Taylor at Chi (Dec. 18)

Illegal Block Above the Waist (2) — D.Adams vs. Hou (Dec. 4), T.Lang at Det (Jan. 1)

Ineligible Receiver Downfield (1) — T.Lang vs. Chi (Oct. 20)

Pass Interference (2) — D.Adams at Min (Sept. 18), D.Adams vs. NYG (Oct. 9)

Unsportsmanlike Conduct (3) — J.Tretter at Min (Sept. 18), H.Clinton-Dix vs. Sea (Dec. 11), D.Adams at Det (Jan. 1)

DEFENSE (40)

Defensive 12 On Field (1) — K.Fackrell vs. Dal (Oct. 16)

Defensive Delay of Game (1) — H.Clinton-Dix at Ten (Nov. 13)

Encroachment (2) — L.Guion vs. Chi (Oct. 20), M.Daniels at Ten (Nov. 13)

Face Mask (2) — K.Brice at Atl (Oct. 30), J.Peppers at Phi (Nov. 28)

Holding (5) — M.Burnett at Jax (Sept. 11), L.Guion vs. Dal (Oct. 16), K.Brice vs. Ind (Nov. 6), D.Randall at Chi (Dec. 18), L.Gunter at Chi (Dec. 18)

Illegal Use of Hands (1) — D.Jones vs. Dal (Oct. 16)

2016 POSTSEASON PENALTIES ACCEPTED (2)

OFFENSE (1)

Intentional Grounding (1) — A.Rodgers vs. NYG (Jan. 8)

SPECIAL TEAMS (1)

Illegal Block Above the Waist (1) — T.Montgomery vs. NYG (Jan. 8)

Neutral-Zone Infraction (4) — M.Daniels vs. Ind (Nov. 6), N.Perry at Phi (Nov. 28), N.Perry at Phi (Nov. 28), L.Guion vs. Hou (Dec. 4)

Offside (9) — M.Daniels at Jax (Sept. 11), C.Matthews vs. Dal (Oct. 16), D.Jones vs. Chi (Oct. 20), K.Fackrell at Atl (Oct. 30), J.Peppers vs. Ind (Nov. 6), L.Guion vs. Hou (Dec. 4), D.Lowry vs. Sea (Dec. 11), K.Clark vs. Sea (Dec. 11), D.Jones at Det (Jan. 1)

Pass Interference (5) — M.Burnett at Jax (Sept. 11), D.Randall at Min (Sept. 18), D.Goodson vs. Dal (Oct. 16), M.Hyde vs. Chi (Oct. 20), L.Gunter at Atl (Oct. 30)

Roughing the Passer (4) — M.Daniels at Min (Sept. 18), D.Jones at Atl (Oct. 30), M.Daniels at Was (Nov. 20), J.Ryan at Chi (Dec. 18)

Unnecessary Roughness (4) — L.Guion at Ten (Nov. 13), H.Clinton-Dix at Ten (Nov. 13), D.Jones at Was (Nov. 20), D.Jones vs. Sea (Dec. 11)

Unsportsmanlike Conduct (2) — N.Perry vs. Det (Sept. 25), M.Daniels at Ten (Nov. 13)

SPECIAL TEAMS (17)

False Start (1) — J.Spriggs vs. Chi (Oct. 20)

Holding (7) — T.Montgomery vs. NYG (Oct. 9), J.Hawkins vs. NYG (Oct. 9), J.Janis at Phi (Nov. 28), J.Hawkins vs. Hou (Dec. 4), J.Hawkins vs. Sea (Dec. 11), B.Martinez at Chi (Dec. 18), K.Brice at Chi (Dec. 18)

Illegal Block Above the Waist (3) — M.Evans vs. Det (Sept. 25), M.Evans vs. Min (Dec. 24), D.Randall at Det (Jan. 1)

Illegal Formation (1) — Team (Oct. 20)

Offside on Free Kick (3) — K.Brice vs. NYG (Oct. 9), K.Brice at Atl (Oct. 30), Team at Ten (Nov. 13)

Unsportsmanlike Conduct (2) — J.Janis vs. NYG (Oct. 9), K.Fackrell at Ten (Nov. 13)

WEEKLY INDIVIDUAL STATISTICAL LEADERS

REGULAR-SEASON PACKERS WEEKLY LEADERS

		Scoring			Passing			Carries			Rush		Receiving			Tackles (Solo)		Sacks	
		Points	Yds	Comp	Attempts	Yds	Carries	Yards	Receptions	Yards	Tackles	Solo	Sacks	Yards	Receptions	Yards	Tackles	Solo	Sacks
9/11	at Jacksonville:	M.Crosby 9	A.Rodgers 199	E.Lacy 14	E.Lacy 61	2 tied with 6	R.Cobb 57	2 tied with 9	3 tied with 1.0										
9/18	at Minnesota:	2 tied with 6	A.Rodgers 213	E.Lacy 12	E.Lacy 50	2 tied with 5	J.Nelson 73	J.Ryan 9 (6)	J.Peppers 1.5										
9/25	Detroit:	J.Nelson 12	A.Rodgers 205	E.Lacy 17	E.Lacy 103	J.Nelson 6	J.Nelson 101	M.Hyde 10 (10)	N.Perry 2.0										
10/9	N.Y. Giants:	M.Crosby 11	A.Rodgers 259	J.Starks 12	E.Lacy 81	R.Cobb 9	R.Cobb 108	M.Hyde 10 (7)	4 tied with 1.0										
10/16	Dallas:	M.Crosby 10	A.Rodgers 294	E.Lacy 17	E.Lacy 65	T.Montgomery 10	T.Montgomery 98	H.Clinton-Dix 9 (9)	J.Peppers 1.0										
10/20	Chicago:	D.Adams 12	A.Rodgers 326	T.Montgomery 9	T.Montgomery 60	D.Adams 13	D.Adams 132	N.Perry 6 (5)	N.Perry 1.0										
10/30	at Atlanta:	5 tied with 6	A.Rodgers 246	2 tied with 6	A.Rodgers 60	D.Adams 12	J.Nelson 94	J.Ryan 10 (10)	2 tied with 1.0										
11/6	Indianapolis:	M.Crosby 8	A.Rodgers 297	T.Montgomery 7	T.Montgomery 53	J.Nelson 7	J.Nelson 94	J.Ryan 9 (8)	M.Burnett 1.0										
11/13	at Tennessee:	M.Crosby 7	A.Rodgers 371	J.Starks 7	J.Starks 33	J.Nelson 12	D.Adams 156	B.Martinez 10 (9)	2 tied with 1.0										
11/20	at Washington:	4 tied with 6	A.Rodgers 351	J.Starks 9	A.Rodgers 33	J.Cook 6	J.Cook 105	2 tied with 8	2 tied with 1.0										
11/28	at Philadelphia:	D.Adams 12	A.Rodgers 313	J.Starks 17	J.Starks 41	J.Nelson 8	D.Adams 113	M.Burnett 10 (9)	4 tied with 1.0										
12/4	Houston:	3 tied with 6	A.Rodgers 209	C.Michael 9	T.Montgomery 40	J.Nelson 8	J.Nelson 118	M.Burnett 11 (11)	2 tied with 1.0										
12/11	Seattle:	J.Nelson 12	A.Rodgers 246	C.Michael 10	T.Montgomery 41	J.Nelson 6	D.Adams 104	J.Thomas 10 (10)	3 tied with 1.0										
12/18	at Chicago:	2 tied with 12	A.Rodgers 252	T.Montgomery 16	T.Montgomery 162	J.Nelson 7	J.Nelson 124	J.Thomas 10 (8)	J.Peppers 1.0										
12/24	Minnesota:	J.Nelson 12	A.Rodgers 347	T.Montgomery 9	T.Montgomery 23	J.Nelson 9	J.Nelson 154	J.Thomas 6 (6)	N.Perry 2.0										
1/1	at Detroit:	D.Adams 14	A.Rodgers 300	A.Rodgers 10	A.Ripkowski 61	2 tied with 6	G.Allison 91	2 tied with 6	2 tied with 1.0										

POSTSEASON PACKERS WEEKLY LEADERS

		Scoring			Passing			Carries			Rush		Receiving			Tackles (Solo)		Sacks	
		Points	Yds	Comp	Attempts	Yds	Carries	Yards	Receptions	Yards	Tackles	Solo	Sacks	Yards	Receptions	Yards	Tackles	Solo	Sacks
1/8	N.Y. Giants:	R.Cobb 18	A.Rodgers 362	T.Montgomery 11	C.Michael 47	D.Adams 8	D.Adams 125	J.Ryan 12 (9)	2 tied with 1.0										

REGULAR-SEASON OPPONENTS WEEKLY LEADERS

		Scoring			Passing			Carries			Rush		Receiving			Tackles (Solo)		Sacks	
		Points	Yds	Comp	Attempts	Yds	Carries	Yards	Receptions	Yards	Tackles	Solo	Sacks	Yards	Receptions	Yards	Tackles	Solo	Sacks
9/11	at Jacksonville:	J.Myers 11	B.Bortles 320	T.Yeldon 21	T.Yeldon 39	A.Robinson 6	A.Hurns 75	J.Cyprien 9 (9)	J.Odrick 1.0										
9/18	at Minnesota:	2 tied with 6	S.Bradford 286	A.Peterson 12	A.Peterson 19	S.Diggs 9	S.Diggs 182	A.Sendejo 11 (9)	5 tied with 1.0										
9/25	Detroit:	M.Jones 12	M.Stafford 385	2 tied with 10	D.Washington 38	T.Riddick 7	M.Jones 205	2 tied with 5	2 tied with 1.0										
10/9	N.Y. Giants:	J.Brown 10	E.Manning 199	O.Darkwa 7	B.Rainey 22	B.Rainey 6	O.Beckham 56	3 tied with 7	None										
10/16	Dallas:	2 tied with 12	D.Prescott 247	E.Elliott 28	E.Elliott 157	C.Beasley 6	T.Williams 75	S.Lee 12 (9)	D.Irving 1.0										
10/20	Chicago:	L.Floyd 6	M.Barkley 81	K.Carey 10	K.Carey 48	A.Jeffery 3	Z.Miller 40	J.Freeman 13 (10)	L.Floyd 2.0										
10/30	at Atlanta:	D.Freeman 12	M.Ryan 288	D.Freeman 11	T.Ward 46	M.Sanu 9	M.Sanu 84	K.Neal 8 (4)	A.Clayborn 2.0										
11/6	Indianapolis:	F.Gore 12	A.Luck 281	F.Gore 19	F.Gore 60	T.Hilton 6	T.Hilton 82	C.Geathers 8 (7)	3 tied with 1.0										
11/13	at Tennessee:	R.Succop 11	M.Mariota 295	D.Murray 17	D.Murray 123	D.Walker 9	D.Walker 124	K.Byard 7 (7)	B.Orakpo 2.0										
11/20	at Washington:	R.Kelley 18	K.Cousins 375	R.Kelley 24	R.Kelley 137	P.Garcon 6	P.Garcon 116	D.Whitner 10 (8)	2 tied with 1.0										
11/28	at Philadelphia:	C.Sturgis 7	C.Wentz 254	W.Smallwood 9	W.Smallwood 37	D.Green-Beckham 6	D.Green-Beckham 82	J.Hicks 8 (6)	None										
12/4	Houston:	2 tied with 6	B.Osweiler 202	L.Miller 14	J.Grimes 43	C.Fedorowicz 6	W.Fuller 59	Q.Demps 7 (7)	W.Mercilus 1.0										
12/11	Seattle:	T.McEvoy 6	R.Wilson 240	T.Rawls 12	T.Rawls 67	D.Baldwin 6	D.Baldwin 46	B.Wagner 12 (7)	A.Rubin 1.0										
12/18	at Chicago:	C.Barth 9	M.Barkley 362	J.Howard 17	J.Howard 90	C.Meredith 9	D.Thompson 110	C.LeBlanc 7 (7)	P.McPhee 2.0										
12/24	Minnesota:	A.Thielen 12	S.Bradford 382	J.McKinnon 11	J.McKinnon 50	A.Thielen 12	A.Thielen 202	E.Kendricks 11 (7)	E.Kendricks 2.5										
1/1	at Detroit:	4 tied with 6	M.Stafford 347	Z.Zenner 20	Z.Zenner 69	2 tied with 6	G.Tate 77	D.Slay 8 (8)	T.Wilson 1.0										

POSTSEASON OPPONENTS WEEKLY LEADERS

		Scoring			Passing			Carries			Rush		Receiving			Tackles (Solo)		Sacks	
		Points	Yds	Comp	Attempts	Yds	Carries	Yards	Receptions	Yards	Tackles	Solo	Sacks	Yards	Receptions	Yards	Tackles	Solo	Sacks
1/8	N.Y. Giants:	R.Gould 7	E.Manning 299	P.Perkins 10	P.Perkins 30	3 tied with 4	T.King 73	J.Casillas 11 (7)	5 tied with 1.0										

TURNOVER STATISTICS AND NOTES

TURNOVER ANALYSIS

	Packers Take			Packers Give			Diff	Cum	NFC Rank	NFL Rank
	Int	Fum	Tot	Int	Fum	Tot				
Jax	1	0	1	0	0	0	+1	+1	4t	5t
Min	0	1	1	1	2	3	-2	-1	11t	19t
DET	1	0	1	0	0	0	+1	0	8t	14t
BYE	-	-	-	-	-	-	-	0	9	17
NYG	0	1	1	2	0	2	-1	-1	9t	18t
DAL	1	1	2	1	3	4	-2	-3	13	24t
CHI	2	0	2	0	1	1	+1	-2	10t	19t
Atl	0	0	0	0	0	0	0	-2	10t	19t
IND	2	0	2	1	0	1	+1	-1	10	18t
Ten	0	0	0	2	1	3	-3	-4	13	25
Was	0	0	0	1	1	2	-2	-6	14t	27t
Phi	1	0	1	0	0	0	+1	-5	12t	23t
HOU	0	1	1	0	1	1	0	-5	12t	24t
SEA	5	1	6	0	0	0	+6	+1	6t	16t
Chi	3	1	4	0	0	0	+4	+5	3t	8t
MIN	0	2	2	0	0	0	+2	+7	2t	6t
Det	1	0	1	0	0	0	+1	+8	3	6
Total	17	8	25	8	9	17				

HOME GAMES UPPERCASED IN BOLD

Regular-Season Takeaway Breakdown

	Packers	Opponent
Total	25	17
Interceptions	17	8
Fumble Rec.	8	1
Muffed Punt Rec.	0	0
Points off Turnovers	81	30
Touchdowns	9	3
Field Goals	6	3
Didn't attempt score	3	1

REGULAR-SEASON TOUCHDOWN RETURNS

Packers (0):
Opponent (1): L.Floyd fumble recovery in end zone vs.Chi, Oct. 20.

Postseason Takeaway Breakdown

	Packers	Opponent
Total	2	0
Interceptions	1	0
Fumble Rec.	1	0
Muffed Punt Rec.	0	0
Points off Turnovers	7	0
Touchdowns	1	0
Field Goals	0	0
Didn't attempt score	1	0

POSTSEASON TOUCHDOWN RETURNS

Packers (0):
Opponent (0):

2016 RECORD WHEN...

When...	Record	Postseason
+6 turnover margin	1-0	0-0
+5 turnover margin	0-0	0-0
+4 turnover margin	1-0	0-0
+3 turnover margin	0-0	0-0
+2 turnover margin	1-0	1-0
+1 turnover margin	5-1	0-0
even turnover margin	1-1	0-0
-1 turnover margin	1-1	0-0
-2 turnover margin	0-2	0-0
-3 turnover margin	0-1	0-0
-4 turnover margin	0-0	0-0
recording 0 takeaways	0-3	0-0
recording 1 takeaway	6-1	0-0
recording 2 takeaways	2-2	1-0
recording 3 takeaways	0-0	0-0
recording 4 takeaways	1-0	0-0
recording 5 takeaways	0-0	0-0
recording 6 takeaways	1-0	0-0
recording 0 giveaways	7-1	1-0
recording 1 giveaway	2-1	0-0
recording 2 giveaways	1-1	0-0
recording 3 giveaways	0-2	0-0
recording 4 giveaways	0-1	0-0
recording 5 giveaways	0-0	0-0
recording 0 interceptions	3-4	0-0
recording 1 interception	4-1	1-0
recording 2 interceptions	1-1	0-0
recording 3 interceptions	1-0	0-0
recording 4 interceptions	0-0	0-0
recording 5 interceptions	1-0	0-0
surrendering 0 interceptions	9-1	1-0
surrendering 1 interception	0-4	0-0
surrendering 2 interceptions	1-1	0-0
surrendering 3 interceptions	0-0	0-0
recovering 0 fumbles	5-4	0-0
recovering 1 fumble	4-2	1-0
recovering 2 fumbles	1-0	0-0
recovering 3 fumbles	0-0	0-0
losing 0 fumbles	8-2	1-0
losing 1 fumble	2-2	0-0
losing 2 fumbles	0-1	0-0
losing 3 fumbles	0-1	0-0

TAKEAWAY SUMMARY (25)

9/11	at Jacksonville:	J.Thomas (interception).
9/18	at Minnesota:	R.Cobb (fumble recovery).
9/25	Detroit:	D.Randall (interception).
10/9	N.Y. Giants:	K.Clark (fumble recovery).
10/16	Dallas:	M.Burnett (interception), J.Thomas (fumble recovery).
10/20	Chicago:	B.Martinez (interception), N.Perry (interception).
10/30	at Atlanta:	None.
11/6	Indianapolis:	H.Clinton-Dix (2 interceptions).
11/13	at Tennessee:	None.
11/20	at Washington:	None.
11/28	at Philadelphia:	H.Clinton-Dix (interception).
12/4	Houston:	M.Burnett (fumble).
12/11	Seattle:	D.Randall (2 interceptions), K.Brice (fumble recovery), M.Burnett (interception), M.Hyde (interception), Q.Rollins (interception).
12/18	at Chicago:	H.Clinton-Dix (2 interceptions), M.Hyde (interception), J.Peppers (fumble recovery).
12/24	Minnesota:	K.Clark (fumble recovery), M.Daniels (fumble recovery).
1/1	at Detroit:	M.Hyde (interception).

SEASON TOTALS: H.Clinton-Dix 5 (5 interceptions), M.Burnett 3 (2 interceptions, fumble recovery), M.Hyde 3 (3 interceptions), D.Randall 3 (3 interceptions), K.Clark 2 (2 fumble recovery), J.Thomas 2 (fumble recovery, interception), K.Brice 1 (fumble recovery), R.Cobb 1 (fumble recovery), M.Daniels 1 (fumble recovery), B.Martinez 1 (interception), N.Perry 1 (interception), J.Peppers 1 (fumble recovery), Q.Rollins 1 (interception).
 1/8 N.Y. Giants: C.Matthews (fumble recovery), D.Randall (interception).

Note: Only fumbles lost are credited. Fumbles in which the team maintained possession are not included.

GIVEAWAY SUMMARY (17)

9/11	at Jacksonville:	None.
9/18	at Minnesota:	A.Rodgers (fumble, interception), D.Adams (fumble).
9/25	Detroit:	None.
10/9	N.Y. Giants:	A.Rodgers (2 interceptions).
10/16	Dallas:	A.Rodgers (fumble, interception), T.Montgomery (fumble), J.Nelson (fumble).
10/20	Chicago:	A.Rodgers (fumble).
10/30	at Atlanta:	None.
11/6	Indianapolis:	A.Rodgers (interception).
11/13	at Tennessee:	A.Rodgers (2 interceptions), T.Davis (fumble).
11/20	at Washington:	J.Cook (fumble), B.Hundley (interception).
11/28	at Philadelphia:	None.
12/4	Houston:	A.Rodgers (fumble).
12/11	Seattle:	None.
12/18	at Chicago:	None.
12/24	Minnesota:	None.
1/1	at Detroit:	None.

SEASON TOTALS: A.Rodgers 11 (7 interceptions, 4 fumbles), D.Adams 1 (fumble), J.Cook 1 (fumble), T.Davis 1 (fumble), B.Hundley 1 (interception), T.Montgomery 1 (fumble), J.Nelson 1 (fumble).
 1/8 N.Y. Giants: None.

Note: Only fumbles lost are credited. Fumbles in which the team maintained possession are not included.

TAKEAWAY POINTS

Packers Regular Season (81)

Date	Opp.	Turnover	Result	Points
9/11	at Jax	Interception	TD	7
9/25	vs. Det	Interception	FG	3
10/9	vs. NYG	Fumble	FG	3
10/16	vs. Dal	Fumble	FG	3
10/16	vs. Dal	Interception	FG	3
11/6	vs. Ind	Interception	TD	7
11/28	at Phi	Interception	FG	3
12/11	vs. Sea	Interception	TD	7
12/11	vs. Sea	Interception	TD	7
12/11	vs. Sea	Interception	TD	7
12/18	at Chi	Fumble	FG	3
12/18	at Chi	Interception	TD	7
12/18	at Chi	Interception	TD	7
12/24	vs. Min	Fumble	TD	7
12/24	vs. Min	Fumble	TD	7

Packers Postseason (7)

Date	Opp.	Turnover	Result	Points
1/8	vs. NYG	Fumble	TD	7

Opponent Regular Season (30)

Date	Opp.	Turnover	Result	Points
10/9	vs. NYG	Interception	FG	3
10/16	vs. Dal	Interception	FG	3
10/20	vs. Chi	Fumble	TD	7
11/13	at Ten	Fumble	TD	7
11/13	at Ten	Interception	FG	3
11/20	at Was	Fumble	TD	7

Opponent Postseason (0)

Date	Opp.	Turnover	Result	Points
------	------	----------	--------	--------

POSTSEASON PLAYER PARTICIPATION

NFL WEEK Player	Wild Card NYG	— Postseason Totals —			
		GP	GS	DNP	INA
Adams, Davante	WR	1	1	0	0
Allison, Geronimo	SUB	1	0	0	0
Bakhtiari, David	LT	1	1	0	0
Barclay, Don	SUB	1	0	0	0
Baxter, Keith	PS	0	0	0	0
Brice, Kentrell	SUB	1	0	0	0
Bulaga, Bryan	RT	1	1	0	0
Burnett, Morgan	SS	1	1	0	0
Cajuste, Devon	PS/INJ	0	0	0	0
Callahan, Joe	INA	0	0	0	1
Clark, Kenny	SUB	1	0	0	0
Clinton-Dix, Ha Ha	FS	1	1	0	0
Cobb, Randall	3WR	1	1	0	0
Cook, Jared	TE	1	1	0	0
Crockett, John	IR	0	0	0	0
Crosby, Mason	SUB	1	0	0	0
Daniels, Mike	DT	1	1	0	0
Davis, Trevor	INA	0	0	0	1
Dorleant, Makinton	IR	0	0	0	0
Elliott, Jayrone	INA	0	0	0	1
Evans, Marwin	SUB	1	0	0	0
Fackrell, Kyler	SUB	1	0	0	0
Flores, Jacob	PS	0	0	0	0
Gilbert, Reggie	PS	0	0	0	0
Goode, Brett	SUB	1	0	0	0
Goodley, Antwan	PS	0	0	0	0
Goodson, Demetri	IR	0	0	0	0
Guion, Letroy	NT	1	1	0	0
Gunter, LaDarius	LCB	1	1	0	0
Hawkins, Josh	SUB	1	0	0	0
Hundley, Brett	DNP	0	0	1	0
Hyde, Micah	3CB	1	1	0	0
Jackson, Don	IR	0	0	0	0
Janis, Jeff	SUB	1	0	0	0
Jones, Datone	SUB	1	0	0	0
Kerridge, Joe	SUB	1	0	0	0
Lacy, Eddie	IR	0	0	0	0
Lang, T.J.	RG	1	1	0	0
Linsley, Corey	C	1	1	0	0
Lowry, Dean	SUB	1	0	0	0
Martinez, Blake	ILB	1	1	0	0
Mathews, Derrick	PS	0	0	0	0
Matthews, Clay	ROLB	1	1	0	0
McCaffery, Max	PS	0	0	0	0
Michael, Christine	SUB	1	0	0	0
Montgomery, Ty	RB	1	1	0	0
Murphy, Kyle	INA	0	0	0	1
Nelson, Jordy	WR	1	1	0	0
Patrick, Lucas	PS	0	0	0	0
Pennel, Mike	E/CP	0	0	0	0
Peppers, Julius	LOLB	1	1	0	0
Perry, Nick	SUB	1	0	0	0
Price, Brian	PS	0	0	0	0
Randall, Damarious	RCB	1	1	0	0
Ringo, Christian	INA	0	0	0	1
Ripkowski, Aaron	SUB	1	0	0	0
Rodgers, Aaron	QB	1	1	0	0
Rodgers, Richard	SUB	1	0	0	0
Rollins, Quinten	INA	0	0	0	1
Ryan, Jake	ILB	1	1	0	0
Sandland, Beau	PS	0	0	0	0
Schum, Jacob	SUB	1	0	0	0
Shields, Sam	IR	0	0	0	0
Spriggs, Jason	SUB	1	0	0	0
Starks, James	INA	0	0	0	1
Taylor, Lane	LG	1	1	0	0
Thomas, Joe	SUB	1	0	0	0
Tretter, JC	DNP	0	0	1	0
Tripp, Jordan	SUB	1	0	0	0
Waters, Herb	SUB	1	0	0	0
Whitehead, Jermaine	PS	0	0	0	0

STARTERS IN BOLD AT POSITION; DNP — Did not play; E/CP — Exempt/Commissioner's Permission; INA — Inactive; IR — Injured reserve; PS/INJ — Practice squad; Injured; PS — Practice squad; SUB — Substitute; 3CB — Started as third cornerback; 3WR — Started as third wide receiver.

SEASON-HIGHS/W-L BREAKDOWN

INDIVIDUAL

Longest Scoring Run — 42, C.Michael, Dec. 18 at Chicago
 Longest Non-Scoring Run — 61, T.Montgomery, Dec. 18 at Chicago

Longest Scoring Pass — 66, A.Rodgers to D.Adams, Dec. 11 vs. Seattle
 Longest Non-Scoring Pass — 60, A.Rodgers to J.Nelson, Dec. 18 at Chicago

Longest Kickoff Return — 40, T.Montgomery, Oct. 16 vs. Dallas
 Longest Punt Return — 55, T.Davis, Oct. 30 at Atlanta
 Longest Interception Return — 44, D.Randall, Sept. 25 vs. Detroit
 Longest Fumble Return — 35, M.Burnett, Dec. 4 vs. Houston

Longest Punt — 65, J.Schum, Nov. 6 vs. Indianapolis

Longest Field Goal — 53, M.Crosby, Jan. 1 at Detroit
 Most Field Goals Attempted — 3, four times, most recently M.Crosby, Dec. 18 at Chicago
 Most Field Goals Made — 3, three times, most recently M.Crosby, Dec. 18 at Chicago

Most Touchdowns — 2, six times, most recently D.Adams, Jan. 1 at Detroit
 Most Rushing Attempts — 17, three times, most recently J.Starks, Nov. 28 at Philadelphia
 Most Rushing Yards — 162, T.Montgomery, Dec. 18 at Chicago

Most Passing Attempts — 56, A.Rodgers, Oct. 20 vs. Chicago
 Most Completions — 39, A.Rodgers, Oct. 20 vs. Chicago
 Most Passing Yards — 371, A.Rodgers, Nov. 13 at Tennessee
 Most Touchdown Passes — 4, four times, most recently A.Rodgers, Jan. 1 at Detroit

Most Receptions — 13, D.Adams, Oct. 20 vs. Chicago
 Most Receiving Yards — 156, D.Adams, Nov. 13 at Tennessee

Most Total Yards from Scrimmage — 163, T.Montgomery, Dec. 18 at Chicago

Most Defensive Interceptions — 2, three times, most recently H.Clinton-Dix, Dec. 18 at Chicago
 Most Tackles — 11, M.Burnett, Dec. 4 vs. Houston
 Most Solo Tackles — 11, M.Burnett, Dec. 4 vs. Houston
 Most Sacks — 2.0, twice, most recently N.Perry, Dec. 24 vs. Minnesota
 Most Passes Defensed — 3, M.Hyde, Dec. 18 at Chicago

TEAM

Offensive Most...

First Downs — 32, Oct. 20 vs. Chicago
 Rushing Attempts — 32, Oct. 9 vs. N.Y. Giants
 Rushing Yards — 226, Dec. 18 at Chicago
 Pass Attempts — 56, Oct. 20 vs. Chicago
 Completions — 39, Oct. 20 vs. Chicago
 TDs Thrown — 4, four times, most recently Jan. 1 at Detroit
 Ints. Thrown — 2, twice, most recently Nov. 13 at Tennessee
 Net Passing Yards — 340, Nov. 20 at Washington
 Offensive Plays — 81, Oct. 20 vs. Chicago
 Total Offense — 451, Dec. 18 at Chicago
 Time of Possession — 39:36, Oct. 20 vs. Chicago
 Turnovers — 4, Oct. 16 vs. Dallas
 Fumbles — 5, Oct. 16 vs. Dallas
 Fumbles Lost — 3, Oct. 16 vs. Dallas

Longest Scoring Drives

Plays — 17, twice, most recently Nov. 28 at Philadelphia
 Yards — 98, Dec. 4 vs. Houston
 Time — 9:14, Sept. 11 at Jacksonville

Shortest Scoring Drives

Plays — 1, Dec. 11 vs. Seattle
 Yards — 0, Oct. 16 vs. Dallas
 Time — 0:07, Dec. 11 vs. Seattle

Defensive Fewest...

First Downs Allowed — 13, Oct. 20 vs. Chicago
 Rushing Att. Allowed — 15, Oct. 9 vs. N.Y. Giants
 Rushing Yards Allowed — 30, Sept. 18 at Minnesota
 Pass Att. Allowed — 26, Oct. 20 vs. Chicago
 Pass Comp. Allowed — 10, Oct. 20 vs. Chicago
 Net Passing Yards Allowed — 120, Oct. 20 vs. Chicago
 Total Plays Allowed — 45, Oct. 20 vs. Chicago
 Total Yards Allowed — 189, Oct. 20 vs. Chicago

Defensive Most...

Takeaways — 6, Dec. 11 vs. Seattle
 Interceptions — 5, Dec. 11 vs. Seattle
 Fumbles Forced — 2, twice, most recently Oct. 16 vs. Dallas
 Fumbles Recovered — 2, Dec. 24 vs. Minnesota
 Passes Defensed — 10, Dec. 4 vs. Houston
 Sacks — 4, four times, most recently Dec. 24 vs. Minnesota

	2016 regular season...			2015 regular season...			2014 regular season...			1992-present...		
	Home	Road	Overall	Home	Road	Overall	Home	Road	Overall	Home	Road	Overall
Overall	6-2	4-4	10-6	5-3	5-3	10-6	8-0	4-4	12-4	152-47-1	102-98	254-145-1
On Grass	6-2	3-2	9-4	5-3	4-3	9-6	8-0	3-0	11-0	152-47-1	58-39	210-86-1
On Artificial Surfaces	0-0	1-2	1-2	0-0	1-0	1-0	0-0	1-4	1-4	0-0	44-61	44-61
In Open-Air Stadiums	6-2	3-2	9-4	5-3	4-2	9-5	8-0	4-2	12-2	152-47-1	66-61	218-108-1
In Indoor Stadiums	0-0	1-2	1-2	0-0	1-1	1-1	0-0	0-2	0-2	0-0	36-37	36-37
vs. Division Opponents	3-0	2-1	5-1	0-3	3-0	3-3	3-0	2-1	5-1	67-17-1	48-37	115-54-1
vs. NFC	5-1	3-3	8-4	3-3	4-2	7-5	6-0	3-3	9-3	117-32-1	78-72	195-104-1
vs. AFC	1-1	1-1	2-2	2-0	1-1	3-1	2-0	1-1	3-1	35-15	24-26	59-41
When scoring first	6-0	4-1	10-1	5-2	3-0	8-2	7-0	3-2	10-2	110-19-1	63-36	173-55-1
When Opponent scored first	0-2	0-3	0-5	0-1	2-3	2-4	1-0	1-2	2-2	41-28	39-62	80-90
In overtime	0-0	0-0	0-0	0-0	0-0	0-0	0-0	0-0	0-0	5-3-1	1-5	6-8-1
When leading after first quarter	5-0	1-1	6-1	5-2	3-1	8-3	6-0	3-1	9-1	94-14-1	54-24	148-38-1
When leading at halftime	6-0	2-1	8-1	5-0	3-0	8-0	7-0	4-0	11-0	121-9	79-27	200-36
When leading after third quarter	5-0	4-0	9-0	4-0	4-0	8-0	8-0	4-0	12-0	126-5	92-22	218-27
When trailing after first quarter	0-2	0-3	0-5	0-0	1-2	1-2	1-0	0-1	1-1	26-24	18-47	44-71
When trailing at halftime	0-2	1-3	1-5	0-2	2-3	2-5	1-0	0-1	1-1	22-32-1	19-61	41-93-1
When trailing after third quarter	0-2	0-4	0-6	1-3	1-3	2-6	0-0	0-4	0-4	16-39-1	7-75	23-114-1
When tied at halftime	0-0	1-0	1-0	0-1	0-0	0-1	0-0	0-2	0-2	9-6	4-9	13-15
On Thursday	1-0	0-0	1-0	0-1	1-0	1-1	1-0	0-1	1-1	5-1	5-7	10-8
On Friday	0-0	0-0	0-0	0-0	0-0	0-0	0-0	0-0	0-0	0-0	1-0	1-0
On Saturday	1-0	0-0	1-0	0-0	0-0	0-0	0-0	0-0	0-0	2-0	2-0	4-0
On Sunday/Early Games	2-0	2-1	4-1	1-1	1-1	2-2	1-0	4-2	5-2	92-25-1	47-47	139-72-1
On Sunday/Late Afternoon Games	1-2	0-1	1-3	2-0	3-1	5-1	4-0	0-0	4-0	28-13	23-22	51-35
On Sunday/Night Games	1-0	1-2	2-2	1-1	0-1	1-2	1-0	0-1	1-1	13-3	11-7	24-10
On Monday	0-0	1-0	1-0	1-0	0-0	1-0	1-0	0-0	1-0	12-6	12-13	24-19
When Packers had 100-yard rusher	1-0	1-0	2-0	2-1	1-0	3-1	2-0	1-0	3-0	39-10-1	30-9	69-19-1
When Packers had 100-yard receiver	6-0	2-2	8-2	2-1	2-0	4-1	6-0	3-1	9-1	75-16	45-34	120-50
When Packers had 300-yard passer	2-0	2-2	4-2	1-1	0-1	1-2	5-0	2-1	7-1	38-13	33-22	71-35
When Opponent had 100-yard rusher	0-1	0-2	0-3	2-0	1-1	3-1	0-0	1-2	1-2	25-21-1	20-30	45-51-1
When Opponent had 100-yard receiver	2-0	1-3	3-3	2-0	2-2	4-2	4-0	1-0	5-0	48-16	29-37	77-53
When Opponent had 300-yard passer	2-0	3-1	5-1	1-0	0-1	1-1	2-0	0-1	2-1	25-7	18-20	43-27

TRANSACTIONS BY DATE

1/5	Signed DT William Campbell to the practice squad; Placed DE B.J. McBryde on the practice squad injured list; Signed QB Ryan Williams (reserve/future)	5/10	Signed S Marwin Evans	physically unable to perform; Placed CB Demetri Goodson and DT Mike Pannel on reserve/suspended	10/26	Signed C Jacob Flores to the practice squad	
1/15	Signed CB Robertson Daniel to the active roster from the practice squad; Placed TE Andrew Quarless on injured reserve	5/12	Signed LB Kyler Fackrell		10/27	Released WR Jared Abbrederis and CB Keith Baxter	
1/18	Signed LB Carl Bradford, DT William Campbell, TE Mitchell Henry, WR Jamel Johnson, DT Christian Ringo, G Matt Rotheram, T Jeremy Vujnovich and WR Ed Williams	5/18	Signed S Jermaine Whitehead		10/31	Released RB Knile Davis and S Chris Banjo	
1/19	Signed DE B.J. McBryde	5/25	Released G/T Vince Kowalski	9/5	Signed LS Brett Goode; Claimed RB Jhurrell Pressley off waivers from Minnesota Vikings; Placed CB Makinton Dorleant on injured reserve; Released RB Brandon Burks; Signed WR Geronimo Allison, LB Carl Bradford, LB Beniquez Brown, LB Reggie Gilbert, RB Don Jackson, G Blake Muir, G Lucas Patrick DT Brian Price, WR Herb Waters and S Jermaine Whitehead to the practice squad	11/2	Signed RB Brandon Burks to the practice squad
2/12	Re-signed DT Letroy Guion	5/26	Signed QB Marquise Williams; Released QB Ryan Williams			11/5	Activated C Corey Linsley from reserve/physically unable to perform
3/2	Re-signed K Mason Crosby	6/1	Signed G Lucas Patrick; Released WR Devonte Robinson and G Cory Tucker			11/7	Signed FB Joe Kerridge to active roster; Released S Jermaine Whitehead
3/8	Re-signed G Lane Taylor	6/17	Signed DT Kenny Clark			11/8	Released DT Tyler Kuder
3/11	Re-signed LB Nick Perry; Signed G/T Vince Kowalski	7/13	Signed RB Brandon Ross			11/11	Signed TE Beau Sandland to the practice squad; Released RB Brandon Burks
3/14	Signed DE Ray Drew	7/20	Signed CB Warren Gatewood			11/16	Claimed RB Christine Michael off waivers from Seattle Seahawks; Placed RB Don Jackson on injured reserve
3/22	Re-signed RB James Starks	7/25	Released RB Don Jackson and DE B.J. McBryde			9/7	Released TE Kennard Backman, LB Beniquez Brown and C Jacob Flores; Signed TE Devon Cajuste to the practice squad
3/28	Signed TE Jared Cook	7/28	Signed WR Harvey Binford			9/12	Released C Kyle Steuck
4/8	Released LB Nate Palmer	8/2	Signed LB Derrick Mathews			9/13	Signed T David Bakhtiari to contract extension
4/18	Re-signed T/G Don Barclay; Signed LB Larentee McCray	8/9	Signed LS Jesse Schmitt; Released LB Manoa Pikula			9/14	Released RB Jhurrell Pressley
4/25	Released DE Ray Drew	8/14	Signed C Kyle Steuck; Placed LS Jesse Schmitt on injured reserve			9/22	Signed DT Brian Price to active roster; Signed CB Robertson Daniel to the practice squad
5/6	Signed WR Geronimo Allison, S Kentrell Brice, LB Beniquez Brown, QB Joe Callahan, CB Makinton Dorleant, C Jacob Flores, LB Reggie Gilbert, TE David Grinnage, CB Josh Hawkins, RB Don Jackson, T Josh James, CB Randall Jette, DT Tyler Kuder, P Peter Mortell, WR Dennis Parks, LB Manoa Pikula, DT Brian Price, WR Devonte Robinson and WR Herb Waters	8/22	Released G Matt Rotheram and LS Jesse Schmitt			9/27	Released CB Robertson Daniel
5/6	Signed LB Blake Martinez, DE Dean Lowry, WR Trevor Davis and T Kyle Murphy	8/23	Released T Josh James			10/3	Signed FB Joe Kerridge to the practice squad
5/9	Signed T Jason Spriggs, TE Casey Pierce, DT Demetris Anderson, RB Brandon Burks, FB Alstevs Squirewell and G Cory Tucker; Released DT Josh Boyd, DT William Campbell, TE David Grinnage, WR Dennis Parks and T Jeremy Vujnovich	8/29	Released DT Demetris Anderson, CB Randall Jette, WR Jamel Johnson, LB Derrick Mathews, P Peter Mortell and WR Ed Williams.			10/13	Released QB Joe Callahan
		8/30	Released WR Harvey Binford and Tim Masthay; Claimed P Jacom Schum off waivers from Tampa Bay Buccaneers; Traded LB Larentee McCray to Buffalo Bills; Placed TE Kennard Backman, RB John Crockett, C Jacob Flores, TE Mitchell Henry and G Josh Walker on injured reserve			10/15	Activated CB Demetri Goodson and DT Mike Pannel from exempt status; Released DT Brian Price
		9/2	Released WR Geronimo Allison, LB Sam Barrington, LB Carl Bradford, LB Beniquez Brown, CB Robertson Daniel, CB Warren Gatewood, LB Reggie Gilbert, LS Rick Lovato, G Lucas Patrick, TE Casey Pierce, DT Brian Price, RB Brandon Ross, G Josh Sitton, FB Alstevs Squirewell, G Josh Walker, WR Herb Waters, S Jermaine Whitehead, QB Marquise Williams; Placed DT Tyler Kuder and C Kyle Steuck on injured reserve; Placed C Corey Linsley on reserve/			10/18	Signed DT Brian Price to the practice squad; Released G Blake Muir; Traded for RB Knile Davis from Kansas City Chiefs; Placed CB Sam Shields on injured reserve
		9/3	Released WR Geronimo Allison, LB Sam Barrington, LB Carl Bradford, LB Beniquez Brown, CB Robertson Daniel, CB Warren Gatewood, LB Reggie Gilbert, LS Rick Lovato, G Lucas Patrick, TE Casey Pierce, DT Brian Price, RB Brandon Ross, G Josh Sitton, FB Alstevs Squirewell, G Josh Walker, WR Herb Waters, S Jermaine Whitehead, QB Marquise Williams; Placed DT Tyler Kuder and C Kyle Steuck on injured reserve; Placed C Corey Linsley on reserve/			10/20	Signed RB Don Jackson to the active roster; Placed RB Eddie Lacy in injured reserve
						10/24	Signed WR Geronimo Allison and S Jermaine Whitehead to the active roster; Signed WR Dez Stewart to the practice squad; Placed WR Jared Abbrederis and S Chris Banjo on injured reserve
						10/25	Signed CB Keith Baxter to the practice

TRANSACTIONS BY PLAYER

Abbrederis, Jared - WR	10/24/16 Placed on injured reserve	Davis, Knile - RB	10/18/16 Traded for from Kansas City Chiefs	Linsley, Corey - C	9/3/16 Placed on reserve/physically unable to perform	Robinson, Devonte - WR	5/9/16 Signed
Allison, Geronimo - WR	10/27/16 Released	Davis, Trevor - WR	10/31/16 Released		11/5/16 Activated from reserve/physically unable to perform	Ross, Brandon - RB	5/9/16 Released
	5/6/16 Signed	Drew, Ray - DE	5/6/16 Signed	Lowry, Dean - DE	5/6/16 Signed		7/13/16 Signed
	9/3/16 Released		3/14/16 Signed	Lovato, Rick - LS	5/16/16 Signed	Rotheram, Matt - G	9/3/16 Released
	9/5/16 Signed to practice squad	Dorleant, Makinton - CB	4/25/16 Released	Martinez, Blake - LB	9/3/16 Released		1/18/16 Signed
	10/24/16 Signed to active roster		5/6/16 Signed	Masthay, Tim - P	8/2/16 Signed	Sandland, Beau - TE	8/22/16 Released
Anderson, Demetris - DT	5/9/16 Signed	Evans, Marwin - RB	1/5/17 Released	Mathews, Derrick - LB	8/2/16 Signed		11/11/16 Signed to practice squad
	8/29/16 Released	Fackrell, Kyler - LB	5/10/16 Signed		8/29/16 Released	Schmitt, Jesse - LS	8/9/16 Signed
Backman, Kennard - TE	8/30/16 Placed on injured reserve	Flores, Jacob - C	5/12/16 Signed	McCaffrey, Max - WR	11/23/16 Signed to practice squad		8/14/16 Placed on injured reserve
	9/7/16 Released	Gatewood, Warren - CB	8/6/16 Placed on injured reserve	McCray, Larentee - LB	12/20/16 Signed to practice squad	Schum, Jacob - P	8/22/16 Released
Bakhtiari, David - T	9/13/16 Signed contract extension	Gilbert, Reggie - LB	9/3/16 Signed	McBryde, B.J. - DE	1/5/16 Placed on practice squad injured list		8/30/16 Claimed off waivers from Tampa Bay Buccaneers
Banjo, Chris - S	10/24/16 Placed on injured reserve	Goodie, Brett - LS	9/5/16 Signed		8/29/16 Signed	Shields, Sam - CB	10/18/16 Placed on injured reserve
	10/31/16 Released	Goodley, Antwan - WR	12/27/16 Signed to practice squad	McBryde, B.J. - DE	7/25/16 Released	Sitton, Josh - G	9/3/16 Released
Barclay, Don - TG	4/18/16 Re-signed	Goodson, Demetri - CB	9/3/16 Placed on reserve/suspended	Mortell, Peter - P	5/6/16 Signed		10/24/16 Signed to practice squad
Barrington, Sam - LB	9/3/16 Released	Grinnage, David - TE	10/15/16 Activated from exempt status	Muir, Blake - G	8/29/16 Released	Spriggs, Jason - T	5/9/16 Signed
Baxter, Keith - CB	10/25/16 Signed to practice squad	Guion, Letroy - DT	12/16/16 Placed on injured reserve		10/18/16 Released	Squirewell, Alstevs - FB	5/9/16 Signed
	10/27/16 Released	Hawkins, Josh - CB	9/6/16 Signed	Murphy, Kyle - T	5/6/16 Signed		5/9/16 Signed
	10/27/16 Signed to practice squad	Henry, Mitchell - TE	1/18/16 Signed	Palmer, Nate - LB	4/8/16 Released	Starks, James - RB	3/22/16 Re-signed
Binford, Harvey - WR	7/28/16 Signed	Jackson, Don - RB	9/2/16 Placed on injured reserve	Parks, Dennis - WR	5/6/16 Signed	Steuck, Kyle - C	8/14/16 Signed
	8/30/16 Released	Jette, Randall - CB	8/23/16 Released		5/9/16 Released		9/3/16 Placed on injured reserve
Boyd, Josh - DT	5/9/16 Released	Johnson, Jame - WR	1/18/16 Signed	Patrick, Lucas - G	6/1/16 Signed	Stewart, Dez - WR	10/24/16 Signed to practice squad
Bradford, Carl - LB	1/18/16 Signed	Kerridge, Joe - FB	10/3/16 Signed to practice squad	Perillo, Justin - TE	9/3/16 Released		12/2/16 Released
	9/3/16 Released	Kowalski, Vince - T	11/7/16 Signed to active roster	Perry, Nick - LB	11/19/16 Released	Taylor, Lane - G	3/8/16 Re-signed
	9/5/16 Signed to practice squad		3/11/16 Signed		3/11/16 Released	Tripp, Jordan - LB	12/14/16 Signed
	11/19/16 Signed to active roster	Kudler, Tyler - DT	5/6/16 Signed	Price, Brian - DT	5/6/16 Signed	Tucker, Cory - G	5/9/16 Signed
	12/17/16 Released	Kwajale, Eddie - RB	10/20/16 Placed on injured reserve		9/3/16 Released		5/9/16 Signed
Brice, Kentrell - S	5/6/16 Signed		11/16/16 Placed on injured reserve	Pikula, Manoa - LB	8/9/16 Released	Vujnovich, Jeremy - T	1/18/16 Signed
Brown, Beniquez - LB	5/6/16 Signed	Kudler, Tyler - DT	5/6/16 Signed		9/14/16 Released		9/3/16 Released
	9/3/16 Released	Kuder, Tyler - DT	10/3/16 Signed to practice squad	Pressley, Jhurrell - RB	9/5/16 Claimed off waivers from Minnesota Vikings	Walker, Josh - G	8/30/16 Placed on injured reserve
	9/3/16 Released	Kudler, Tyler - DT	11/7/16 Signed to active roster		9/14/16 Released		9/3/16 Released
Burks, Brandon - RB	5/9/16 Signed	Kudler, Tyler - DT	5/6/16 Signed	Quarless, Andrew - TE	1/15/16 Placed on injured reserve	Waters, Herb - WR	5/9/16 Signed
	9/5/16 Released	Kudler, Tyler - DT	10/3/16 Signed to practice squad				9/3/16 Released
	11/2/16 Signed to practice squad	Kudler, Tyler - DT	11/7/16 Signed to active roster	Ringo, Christian - DT	1/18/16 Signed	Whitehead, Jermaine - S	5/18/16 Signed
	11/17/16 Released	Kudler, Tyler - DT	9/3/16 Signed to active roster				9/3/16 Released
Cajuste, Devon - TE	9/7/16 Signed	Kudler, Tyler - DT	9/3/16 Signed to active roster	Williams, Ed - WR	1/18/16 Signed	Whitehead, Jermaine - S	5/18/16 Signed
	12/27/16 Placed on practice squad; injured list	Kudler, Tyler - DT	9/3/16 Signed to active roster		8/22/16 Released		9/5/16 Signed to practice squad
Callahan, Joe - QB	5/6/16 Signed	Kudler, Tyler - DT	9/3/16 Signed to active roster	Williams, Marquise - QB	5/26/16 Signed		10/24/16 Signed to active roster
	10/13/16 Released	Kudler, Tyler - DT	9/3/16 Signed to active roster		9/3/16 Released	Williams, Ryan - QB	11/7/16 Released
	12/2/16 Signed to practice squad	Kudler, Tyler - DT	9/3/16 Signed to active roster	Williams, Ryan - QB	5/20/16 Released		1/18/16 Signed (reserve/future)
	12/17/16 Signed to active roster	Kudler, Tyler - DT	9/3/16 Signed to active roster				5/20/16 Released
Campbell, William - DT	1/5/16 Signed to practice squad	Kudler, Tyler - DT	9/3/16 Signed to active roster				
	1/18/16 Signed	Kudler, Tyler - DT	9/3/16 Signed to active roster				
	5/9/16 Released	Kudler, Tyler - DT	9/3/16 Signed to active roster				
Clark, Kenny - DT	6/17/16 Signed	Kudler, Tyler - DT	9/3/16 Signed to active roster				
Cook, Jared - TE	3/28/16 Signed	Kudler, Tyler - DT	9/3/16 Signed to active roster				
Crockett, John - RB	8/30/16 Placed on injured reserve	Kudler, Tyler - DT	9/3/16 Signed to active roster				
Crosby, Mason - K	3/2/16 Re-signed	Kudler, Tyler - DT	9/3/16 Signed to active roster				
Daniel, Robertson - CB	1/15/16 Signed to active roster	Kudler, Tyler - DT	9/3/16 Signed to active roster				
	9/3/16 Released	Kudler, Tyler - DT	9/3/16 Signed to active roster				
	9/22/16 Signed to practice squad	Kudler, Tyler - DT	9/3/16 Signed to active roster				
	9/27/16 Released	Kudler, Tyler - DT	9/3/16 Signed to active roster				

THE LAST TIME

Regular-Season Games Only

RUSHING

200 Yards Rushing, Individual

BY PACKERS — Ahman Green, Dec. 28, 2003, vs. Denver (218 yards)
BY OPPONENT — Adrian Peterson, Dec. 2, 2012, vs. Minnesota (210 yards)

100 Yards Rushing, Individual

BY PACKERS — Ty Montgomery, Dec. 18, 2016, at Chicago (162 yards)
BY OPPONENT — Robert Kelley, Nov. 20, 2016, at Washington (137 yards)

100 Yards Rushing, Individual, One Half

BY PACKERS — Ty Montgomery, Dec. 18, 2016, at Chicago (123 yards in first half)
BY OPPONENT — Robert Kelley, Nov. 20, 2016, at Washington (102 yards in second half)

100 Yards Rushing and Receiving, Individual

BY PACKERS — Never
BY OPPONENT — Darrin Nelson, Nov. 13, 1983, at Minnesota (119 yards rushing, 137 receiving)

Two 100-Yard Rushers

BY PACKERS — Ryan Grant (106 yards) and DeShawn Wynn (106 yards), Dec. 28, 2008, vs. Detroit
BY OPPONENT — Tony Dorsett (149 yards) and Robert Newhouse (101 yards), Nov. 12, 1978, vs. Dallas at Milw.

Two 100-Yard Rushers and Two 100-Yard Receivers

BY PACKERS — Ryan Grant (106 yards) and DeShawn Wynn (106), Dec. 28, 2008, vs. Detroit, Donald Driver (111 yards) and Greg Jennings (101 yards), Dec. 28, 2008, vs. Detroit*
BY OPPONENT — Never
*First time in NFL history

Four Touchdowns Rushing, Individual

BY PACKERS — Dorsey Levens, Jan. 2, 2000, vs. Arizona (8, 1, 5, 1 yards)
BY OPPONENT — DeAngelo Williams, Nov. 30, 2008, vs. Carolina (1, 1, 1, 1 yards)

Three Touchdowns Rushing, Individual

BY PACKERS — Ahman Green, Oct. 20, 2002, vs. Washington (24, 2, 8 yards)
BY OPPONENT — Robert Kelley, Nov. 20, 2016, at Washington (10, 1, 4 yards)

Two Touchdowns Rushing, Individual

BY PACKERS — Ty Montgomery, Dec. 18, 2016, at Chicago (4, 3 yards)
BY OPPONENT — Robert Kelley, Nov. 20, 2016, at Washington (10, 1, 4 yards)

PASSING

400 Yards Passing, Individual

BY PACKERS — Aaron Rodgers, Oct. 26, 2014, at New Orleans (418 yards)
BY OPPONENT — Philip Rivers, Oct. 18, 2015, vs. San Diego (503 yards)

300 Yards Passing, Individual

BY PACKERS — Aaron Rodgers, Jan. 1, 2017, at Detroit (300 yards)
BY OPPONENT — Matthew Stafford, Jan. 1, 2017, at Detroit (347 yards)

Six Touchdown Passes, Individual

BY PACKERS — Aaron Rodgers, Nov. 9, 2014, vs. Chicago (1, 4, 73, 40, 56, 18 yards)
BY OPPONENT — Tommy Kramer, Sept. 28, 1986, at Minnesota (23, 13, 36, 2, 17, 7 yards)

Five Touchdown Passes, Individual

BY PACKERS — Aaron Rodgers, Sept. 28, 2015, vs. Kansas City (8, 3, 27, 4, 4, 4 yards)
BY OPPONENT — Matthew Stafford, Jan. 1, 2012, vs. Detroit (8, 13, 2, 5, 12 yards)

Four Touchdown Passes, Individual

BY PACKERS — Aaron Rodgers, Jan. 1, 2017, at Detroit (7, 3, 10, 9 yards)
BY OPPONENT — Marcus Mariota, Nov. 13, 2016, at Tennessee (9, 32, 6, 33 yards)

Three Touchdown Passes, Individual

BY PACKERS — Aaron Rodgers, Jan. 1, 2017, at Detroit (7, 3, 10, 9 yards)
BY OPPONENT — Sam Bradford, Dec. 24, 2016, vs. Minnesota (71, 3, 8 yards)

Six Interceptions Thrown, Individual

BY PACKERS — Tom O'Malley, Sept. 17, 1950, vs. Detroit
BY OPPONENT — Don Horn, Sept. 26, 1971, vs. Denver at Milw.

Five Interceptions Thrown, Individual

BY PACKERS — Brett Favre, Oct. 30, 2005, at Cincinnati
BY OPPONENT — Russell Wilson, Dec. 11, 2016, vs. Seattle

Four Interceptions Thrown, Individual

BY PACKERS — Brett Favre, Dec. 25, 2005, vs. Chicago
BY OPPONENT — Russell Wilson, Dec. 11, 2016, vs. Seattle

RECEIVING

10 or More Receptions, Individual

BY PACKERS — Jordy Nelson, Nov. 13, 2016, at Tennessee (12 receptions)
BY OPPONENT — Adam Thielen, Dec. 24, 2016, vs. Minnesota (12 receptions)

200 Yards Receiving, Individual

BY PACKERS — Jordy Nelson, Sept. 14, 2014, vs. N.Y. Jets (209 yards)
BY OPPONENT — Adam Thielen, Dec. 24, 2016, vs. Minnesota (202 yards)

100 Yards Receiving, Individual

BY PACKERS — Jordy Nelson, Dec. 24, 2016, vs. Minnesota (154 yards)
BY OPPONENT — Adam Thielen, Dec. 24, 2016, vs. Minnesota (202 yards)

100 Yards Receiving, One Half, Individual

BY PACKERS — Jordy Nelson, Dec. 24, 2016, vs. Minnesota (145 yards in first half)
BY OPPONENT — Adam Thielen, Dec. 24, 2016, vs. Minnesota (142 yards in first half)

Two 100-Yard Receivers

BY PACKERS — Davante Adams (156 yards) and Jordy Nelson (126 yards), Nov. 13, 2016, at Tennessee
BY OPPONENT — Deonte Thompson (110 yards) and Cameron Meredith (104 yards), Dec. 18, 2016, at Chicago

Four Touchdown Receptions, Individual

BY PACKERS — Sterling Sharpe, Nov. 24, 1994, at Dallas (1, 36, 30, 5 yards)
BY OPPONENT — Never

Three Touchdown Receptions, Individual

BY PACKERS — Randall Cobb, Sept. 28, 2015, vs. Kansas City (3, 4, 4 yards)
BY OPPONENT — Vincent Jackson, Nov. 6, 2011, at San Diego (23, 5, 29 yards)

Two Touchdown Receptions, Individual

BY PACKERS — Davante Adams, Jan. 1, 2017, at Detroit (3, 9 yards)
BY OPPONENT — Adam Thielen, Dec. 24, 2016, vs. Minnesota (71, 8 yards)

INTERCEPTIONS

Four Interceptions, Individual

BY PACKERS — Willie Buchanon, Sept. 24, 1978, at San Diego
BY OPPONENT — Never

Three Interceptions, Individual

BY PACKERS — Tom Flynn, Oct. 28, 1984, vs. Detroit
BY OPPONENT — Vencie Glenn, Dec. 27, 1992, at Minnesota

Two Interceptions, Individual

BY PACKERS — Ha Ha Clinton-Dix, Dec. 18, 2016, at Chicago
BY OPPONENT — Janoris Jenkins, Oct. 9, 2016, vs. N.Y. Giants

Interception Returned for Touchdown

BY PACKERS — Damarious Randall, Dec. 20, 2015, at Oakland (43 yards)
BY OPPONENT — Cortez Allen, Dec. 22, 2013, vs. Pittsburgh (40 yards)

TOUCHDOWNS

Five Touchdowns, Individual

BY PACKERS — Paul Hornung, Dec. 12, 1965, at Baltimore (2-, 9-, 3-yard runs; 50-, 65-yard receptions)
BY OPPONENT — Never

Four Touchdowns, Individual

BY PACKERS — Dorsey Levens, Jan. 2, 2000, vs. Arizona (8-, 1-, 5-, 1-yard runs)
BY OPPONENT — DeAngelo Williams, Nov. 30, 2008, vs. Carolina (1-, 1-, 1-, 1-yard runs)

Three Touchdowns, Individual

BY PACKERS — Randall Cobb, Sept. 28, 2015, vs. Kansas City (3-, 4-, 4-yard receptions)
BY OPPONENT — Robert Kelley, Nov. 20, 2016, at Washington (10-, 1-, 4-yard runs)

THE LAST TIME

FIELD GOALS/PATS

Five Field Goals Made, Individual

BY PACKERS — Mason Crosby, Nov. 22, 2015, at Minnesota (42, 47, 40, 42, 52 yards)
BY OPPONENT — Dan Bailey, Dec. 15, 2013, at Dallas (47, 23, 43, 50, 50 yards)

Four Field Goals Made, Individual

BY PACKERS — Mason Crosby, Nov. 22, 2015, at Minnesota (42, 47, 40, 42, 52 yards)
BY OPPONENT — Dan Carpenter, Dec. 14, 2014, at Buffalo (27, 51, 35, 48 yards)

60-Yard Field Goal

BY PACKERS — Never
BY OPPONENT — David Akers, Sept. 9, 2012, vs. San Francisco (63 yards)

50-Yard Field Goal

BY PACKERS — Mason Crosby, Jan. 1, 2017, at Detroit (53 yards)
BY OPPONENT — Matt Prater, Jan. 1, 2017, at Detroit (54 yards)

Blocked Field-Goal Attempt

BY PACKERS — Datone Jones, Oct. 11, 2015, vs. St. Louis (50-yard Greg Zuerlein attempt)
BY OPPONENT — Akiem Hicks, Oct. 20, 2016, vs. Chicago (31-yard Mason Crosby attempt)

Two-Point Conversion

BY PACKERS — Aaron Rodgers, Oct. 30, 2016, at Atlanta
BY OPPONENT — Travis Kelce, Sept. 28, 2015, vs. Kansas City (pass from Alex Smith)

Point After Touchdown Missed

BY PACKERS — Mason Crosby, Jan. 1, 2017, at Detroit (third attempt, wide right)
BY OPPONENT — Kai Forbath, Dec. 24, 2016, vs. Minnesota (second attempt, hit right upright)

Blocked Point After Touchdown

BY PACKERS — Datone Jones, Sept. 22, 2013, at Cincinnati (Mike Nugent, fourth attempt)
BY OPPONENT — Ra'Shede Hageman, Dec. 8, 2014, vs. Atlanta (Mason Crosby, fifth attempt)

PUNTING

70-Yard Punt

BY PACKERS — Tim Masthay, Dec. 18, 2011, at Kansas City (71 yards)
BY OPPONENT — Jon Ryan, Sept. 24, 2012, at Seattle (73 yards)

60-Yard Punt

BY PACKERS — Jacob Schum, Nov. 6, 2016, vs. Indianapolis (65 yards)
BY OPPONENT — Pat McAfee, Nov. 6, 2016, vs. Indianapolis (67 yards)

Blocked Punt

BY PACKERS — Jamari Lattimore, Nov. 4, 2013, vs. Chicago (Adam Podlesh, punter)
BY OPPONENT — Bryan Braman, Nov. 16, 2014, vs. Philadelphia (Tim Masthay, punter)

10 Punts, Individual

BY PACKERS — Jon Ryan, Nov. 19, 2006, vs. New England (10 punts; 459 yards)
BY OPPONENT — Chris Kluwe, Dec. 21, 2006, vs. Minnesota (10 punts; 434 yards)

No Punts

BY PACKERS — Oct. 26, 2014, at New Orleans
BY OPPONENT — Oct. 26, 2014, at New Orleans

OTHER SPECIAL TEAMS

Kickoff Returned for Touchdown

BY PACKERS — Randall Cobb, Sept. 8, 2011, vs. New Orleans (108 yards)
BY OPPONENT — Jordan Todman, Nov. 6, 2016, vs. Indianapolis (99 yards)

Punt Returned for Touchdown

BY PACKERS — Micah Hyde, Dec. 28, 2014, vs. Detroit (55 yards)
BY OPPONENT — Marcus Thigpen, Dec. 14, 2014, at Buffalo (75 yards)

Blocked (Opponent) Field Goal Returned for Touchdown

BY PACKERS — Willie Buchanon, Dec. 17, 1972, at New Orleans (57 yards)
BY OPPONENT — Shawn Springs, Nov. 1, 1999, vs. Seattle (61 yards)

Blocked Punt Returned for Touchdown

BY PACKERS — Dezman Moses, Oct. 28, 2012, vs. Jacksonville (0 yards; Bryan Anger, punter)
BY OPPONENT — DeVier Posey, Oct. 14, 2012, at Houston (0 yards; Tim Masthay, punter)

Recovered Own Onside Kick Attempt

BY PACKERS — Damarius Randall, Nov. 15, 2015, vs. Detroit (Mason Crosby, kicker)
BY OPPONENT — Jayron Kearsse, Dec. 24, 2016, vs. Minnesota (Kai Forbath, kicker)

OTHER DEFENSE

Shutout Posted

BY PACKERS — Oct. 31, 2010, at N.Y. Jets (9-0)
BY OPPONENT — Nov. 19, 2006, vs. New England (35-0)

Fumble Returned for Touchdown

BY PACKERS — Casey Hayward, Nov. 16, 2014, vs. Philadelphia (49 yards)
BY OPPONENT — Leonard Floyd, Oct. 20, 2016, vs. Chicago (0 yards)

Safety Scored

BY PACKERS — Team, Dec. 28, 2014, vs. Detroit (Matthew Stafford penalized for intentional grounding in end zone)
BY OPPONENT — Malik Jackson, Nov. 1, 2015, at Denver (Richard Rodgers tackled in end zone)

Five Sacks, Individual

BY PACKERS — Vonnie Holliday, Dec. 22, 2002, vs. Buffalo
BY OPPONENT — Antwan Odom, Sept. 20, 2009, vs. Cincinnati

Four Sacks, Individual

BY PACKERS — Kabeer Gbaja-Biamila, Jan. 2, 2005, at Chicago
BY OPPONENT — Chris Clemons, Sept. 24, 2012, at Seattle

Three Sacks, Individual

BY PACKERS — A.J. Hawk, Oct. 13, 2013, at Baltimore
BY OPPONENT — Dwight Freeney, Dec. 27, 2015, at Arizona

MISCELLANEOUS

No Penalties

BY PACKERS — Nov. 4, 2013, vs. Chicago
BY OPPONENT — Dec. 14, 1997, at Carolina

Game Without Touchdown

BY PACKERS — Dec. 12, 2010, at Detroit
BY OPPONENT — Oct. 4, 2015, at San Francisco

50 Points, Game

BY PACKERS — 53, Nov. 16, 2014, vs. Philadelphia
BY OPPONENT — 51, Nov. 24, 2008, at New Orleans

40 Points, Game

BY PACKERS — 43, Dec. 8, 2014, vs. Atlanta
BY OPPONENT — 42, Nov. 20, 2016, at Washington

500 Yards Total Offense

BY PACKERS — 502, Dec. 8, 2014, vs. Atlanta
BY OPPONENT — 515, Nov. 20, 2016, at Washington

Tie Game

Green Bay 26, Minnesota 26, Nov. 24, 2013

GREEN BAY 27 JACKSONVILLE 23

EverBank Field, Sunday, Sept. 11, 2016. Attendance: 63,179. Time: 3:10. Weather: 90° F. Humidity: 55 percent. Wind: N 3 mph **GAME 1**

JACKSONVILLE: QB — Aaron Rodgers was far from impressed with his season opener. He was concerned that Green Bay's offense wasn't effective early and had some struggles in the red zone. Nonetheless, the Packers' harshest critic was a big reason they won a close game on the road in sweltering heat. Rodgers threw two touchdown passes and ran for another score, leading Green Bay to a 27-23 victory against the Jacksonville Jaguars in the team's season opener Sunday.

Rodgers looked every bit like a two-time league MVP. He extended plays with his feet, escaped sacks and was accurate all over the field. Rodgers completed 20 of 34 passes for 199 yards, with TD passes to Jordy Nelson and Davante Adams. He was sacked once for no yards and didn't turn it over.

He helped the Packers win their second opener in the last five years. This one came on a hot and humid day that left some players cramping and others completely exhausted.

Nelson played his first game since tearing the anterior cruciate ligament in his right knee in the 2015 preseason. The injury significantly impacted Rodgers, who lost his best deep threat, and the offense, which fell to 23rd in the league and led for 25th in passing.

Nelson finished with six receptions for 32 yards, including a 6-yard TD in the second quarter.

The Jaguars mounted a late drive that came up short on a fourth-and-1 play at the Packers' 14. The Jaguars had converted their previous three fourth-down plays, but Allen Hurns failed to move the sticks on a bubble screen.

Blake Bortles completed 24 of 39 passes for 320 yards with a touchdown and an interception.

With 13 seconds left in the first half, Adams hauled in a 29-yarder that was vintage Rodgers, who managed to get rid of the ball with a defender tugging at his jersey and still got enough on it to reach the end zone.

Jaguars running back Chris Ivory was hospitalized Sunday with a "general medical issue" and was inactive for the opener. Ivory was taken by ambulance from the team hotel to a local hospital early Sunday. He was limited in three practices this week because of a calf injury, but the team said that was not related to his hospital stay.

Jaguars receiver Allen Robinson finished with six catches for 72 yards, but there were nine more passes thrown his way.

OFFICIALS — Referee: Carl Chieffers (51); Umpire: Lindsey Wash (96); Head Linesman: Jerry Bergman (91); Line Judge: Tom Stephan (68); Side Judge: Johan Monroe (120); Field Judge: Rick Patterson (15); Back Judge: Rich Martinez (39); Replay Official: Eamie Franz

STARTING LINEUPS

Green Bay Packers		Jacksonville Jaguars	
Offense	Defense	Offense	Defense
WR 87 J.Nelson	NT 98 L.Gibson	WR 15 A.Robinson	LEO 56 D.Fowler
LT 69 D.Dakhlhafi	DT 76 M.Daniels	TE 80 J.Thomas	DT 90 M.Jackson
LG 65 L.Taylor	LOLB 52 C.Matthews	LT 68 K.Beachum	DT 97 R.Miller
C 73 J.Treter	ILB 47 J.Ryan	LG 76 L.Loeckel	DE 75 J.Orrick
RG 70 T.Lano	ILB 50 B.Martinez	C 65 B.Linder	WB 50 T.Smith
RT 75 B.Buraga	ROLB 53 N.Berry	ROLB 50 A.Cann	MLB 51 P.Possisany
TE 89 J.Cook	LCB 23 D.Handall	RT 78 J.Faneal	LCB 31 D.House
WR 18 R.Cobb	RCB 37 S.Shields	TE 89 M.Lewis	FS 39 T.Gipson
WR 17 D.Adams	SS 42 M.Burnett	WR 88 A.Hurns	SS 37 J.Gipson
QB 12 A.Rodgers	FS 21 H.Chilton-Dix	FS 5 B.Bortles	CB 20 J.Ramsey
RB 27 E.Lacey	CB 24 O.Rollins	RB 24 T.Yeldon	CB 21 P.Amuntanara

GREEN BAY SUBSTITUTIONS — K 2 M.Crosby, P 10 J.Schum, FB 22 A.Ripkowski, S 25 M.Evans, S 29 K.Brice, DB 33 M.Hyde, CB 36 L.Gunter, FB 44 J.Starks, LB 48 J.Thomas, LB 51 K.Fackell, LB 56 J.Pepers, LS 61 B.Goodie, TG 67 D.Barclay, 178 J.Spriggs, TE 80 J.Perilo, TE 82 R.Rodgers, WR 83 J.Adams, WR 84 J.Abdurrahman, WR 88 T.Montgomery, DE 94 D.Lovry, DE/LB 95 D.Jones, DT 97 K.Clark, DT 99, **DID NOT PLAY** — QB 7 B.Hundley, **INACTIVES** — QB 6 J.Callahan, WR 11 T.Davis, RB 26 J.Presley, CB 28 J.Hawkins, S 32 C.Banjo, T 68 K.Murphy, LB 91 J.Elliott.

FIELD GOALS (made () & missed)

Player	Attempts	Yards	Result
J.Myers	2	33	3
J.Myers	1	14	4
J.Myers	7	10	3

GREEN BAY DEFENSIVE STATISTICS (Official)

Player	Att	Comp	Yds	Sk	Yd	TD	LG	Int	RT
A.Rodgers	34	20	199	1/0	2	32	0	95-1	
J.Starks	3	2	16	1/0	2	18	0	95-1	
D.Adams	1	1	17	1/0	1	17	0	95-1	
J.Cook	1	1	8	0/0	0	8	0	95-1	
J.Starks	1	1	7	0/0	0	7	0	95-1	
A.Hurns	1	1	6	0/0	0	6	0	95-1	
J.Cook	1	1	6	0/0	0	6	0	95-1	
J.Starks	1	1	6	0/0	0	6	0	95-1	
A.Hurns	1	1	6	0/0	0	6	0	95-1	
J.Cook	1	1	6	0/0	0	6	0	95-1	
J.Starks	1	1	6	0/0	0	6	0	95-1	
A.Hurns	1	1	6	0/0	0	6	0	95-1	
J.Cook	1	1	6	0/0	0	6	0	95-1	
J.Starks	1	1	6	0/0	0	6	0	95-1	
A.Hurns	1	1	6	0/0	0	6	0	95-1	
J.Cook	1	1	6	0/0	0	6	0	95-1	
J.Starks	1	1	6	0/0	0	6	0	95-1	
A.Hurns	1	1	6	0/0	0	6	0	95-1	
J.Cook	1	1	6	0/0	0	6	0	95-1	
J.Starks	1	1	6	0/0	0	6	0	95-1	
A.Hurns	1	1	6	0/0	0	6	0	95-1	
J.Cook	1	1	6	0/0	0	6	0	95-1	
J.Starks	1	1	6	0/0	0	6	0	95-1	
A.Hurns	1	1	6	0/0	0	6	0	95-1	
J.Cook	1	1	6	0/0	0	6	0	95-1	
J.Starks	1	1	6	0/0	0	6	0	95-1	
A.Hurns	1	1	6	0/0	0	6	0	95-1	
J.Cook	1	1	6	0/0	0	6	0	95-1	
J.Starks	1	1	6	0/0	0	6	0	95-1	
A.Hurns	1	1	6	0/0	0	6	0	95-1	
J.Cook	1	1	6	0/0	0	6	0	95-1	
J.Starks	1	1	6	0/0	0	6	0	95-1	
A.Hurns	1	1	6	0/0	0	6	0	95-1	
J.Cook	1	1	6	0/0	0	6	0	95-1	
J.Starks	1	1	6	0/0	0	6	0	95-1	
A.Hurns	1	1	6	0/0	0	6	0	95-1	
J.Cook	1	1	6	0/0	0	6	0	95-1	
J.Starks	1	1	6	0/0	0	6	0	95-1	
A.Hurns	1	1	6	0/0	0	6	0	95-1	
J.Cook	1	1	6	0/0	0	6	0	95-1	
J.Starks	1	1	6	0/0	0	6	0	95-1	
A.Hurns	1	1	6	0/0	0	6	0	95-1	
J.Cook	1	1	6	0/0	0	6	0	95-1	
J.Starks	1	1	6	0/0	0	6	0	95-1	
A.Hurns	1	1	6	0/0	0	6	0	95-1	
J.Cook	1	1	6	0/0	0	6	0	95-1	
J.Starks	1	1	6	0/0	0	6	0	95-1	
A.Hurns	1	1	6	0/0	0	6	0	95-1	
J.Cook	1	1	6	0/0	0	6	0	95-1	
J.Starks	1	1	6	0/0	0	6	0	95-1	
A.Hurns	1	1	6	0/0	0	6	0	95-1	
J.Cook	1	1	6	0/0	0	6	0	95-1	
J.Starks	1	1	6	0/0	0	6	0	95-1	
A.Hurns	1	1	6	0/0	0	6	0	95-1	
J.Cook	1	1	6	0/0	0	6	0	95-1	
J.Starks	1	1	6	0/0	0	6	0	95-1	
A.Hurns	1	1	6	0/0	0	6	0	95-1	
J.Cook	1	1	6	0/0	0	6	0	95-1	
J.Starks	1	1	6	0/0	0	6	0	95-1	
A.Hurns	1	1	6	0/0	0	6	0	95-1	
J.Cook	1	1	6	0/0	0	6	0	95-1	
J.Starks	1	1	6	0/0	0	6	0	95-1	
A.Hurns	1	1	6	0/0	0	6	0	95-1	
J.Cook	1	1	6	0/0	0	6	0	95-1	
J.Starks	1	1	6	0/0	0	6	0	95-1	
A.Hurns	1	1	6	0/0	0	6	0	95-1	
J.Cook	1	1	6	0/0	0	6	0	95-1	
J.Starks	1	1	6	0/0	0	6	0	95-1	
A.Hurns	1	1	6	0/0	0	6	0	95-1	
J.Cook	1	1	6	0/0	0	6	0	95-1	
J.Starks	1	1	6	0/0	0	6	0	95-1	
A.Hurns	1	1	6	0/0	0	6	0	95-1	
J.Cook	1	1	6	0/0	0	6	0	95-1	
J.Starks	1	1	6	0/0	0	6	0	95-1	
A.Hurns	1	1	6	0/0	0	6	0	95-1	
J.Cook	1	1	6	0/0	0	6	0	95-1	
J.Starks	1	1	6	0/0	0	6	0	95-1	
A.Hurns	1	1	6	0/0	0	6	0	95-1	
J.Cook	1	1	6	0/0	0	6	0	95-1	
J.Starks	1	1	6	0/0	0	6	0	95-1	
A.Hurns	1	1	6	0/0	0	6	0	95-1	
J.Cook	1	1	6	0/0	0	6	0	95-1	
J.Starks	1	1	6	0/0	0	6	0	95-1	
A.Hurns	1	1	6	0/0	0	6	0	95-1	
J.Cook	1	1	6	0/0	0	6	0	95-1	
J.Starks	1	1	6	0/0	0	6	0	95-1	
A.Hurns	1	1	6	0/0	0	6	0	95-1	
J.Cook	1	1	6	0/0	0	6	0	95-1	
J.Starks	1	1	6	0/0	0	6	0	95-1	
A.Hurns	1	1	6	0/0	0	6	0	95-1	
J.Cook	1	1	6	0/0	0	6	0	95-1	
J.Starks	1	1	6	0/0	0	6	0	95-1	
A.Hurns	1	1	6	0/0	0	6	0	95-1	
J.Cook	1	1	6	0/0	0	6	0	95-1	
J.Starks	1	1	6	0/0	0	6	0	95-1	
A.Hurns	1	1	6	0/0	0	6	0	95-1	
J.Cook	1	1	6	0/0	0	6	0	95-1	
J.Starks	1	1	6	0/0	0	6	0	95-1	
A.Hurns	1	1	6	0/0	0	6	0	95-1	
J.Cook	1	1	6	0/0	0	6	0	95-1	
J.Starks	1	1	6	0/0	0	6	0	95-1	
A.Hurns	1	1	6	0/0	0	6	0	95-1	
J.Cook	1	1	6	0/0	0	6	0	95-1	
J.Starks	1	1	6	0/0	0	6	0	95-1	
A.Hurns	1	1	6	0/0	0	6	0	95-1	
J.Cook	1	1	6	0/0	0	6	0	95-1	
J.Starks	1	1	6	0/0	0	6	0	95-1	
A.Hurns	1	1	6	0/0	0	6	0	95-1	
J.Cook	1	1	6	0/0	0	6	0	95-1	
J.Starks	1	1	6	0/0	0	6	0	95-1	
A.Hurns	1	1	6	0/0	0	6	0	95-1	
J.Cook	1	1	6	0/0	0	6	0	95-1	
J.Starks	1	1	6	0/0	0	6	0	95-1	
A.Hurns	1	1	6	0/0	0	6	0	95-1	
J.Cook	1	1	6	0/0	0	6	0	95-1	
J.Starks	1	1	6	0/0	0	6	0	95-1	
A.Hurns	1	1	6	0/0	0	6	0	95-1	
J.Cook	1	1	6	0/0	0	6	0	95-1	
J.Starks	1	1	6	0/0	0	6	0	95-1	
A.Hurns	1	1	6	0/0	0	6	0	95-1	
J.Cook	1	1	6	0/0	0	6	0	95-1	
J.Starks	1	1	6	0/0	0	6	0	95-1	
A.Hurns	1	1	6	0/0	0	6			

MINNEAPOLIS -- Sam Bradford had a Minnesota debut almost as dazzling as the new \$1.1 billion building itself, completing 22 of 31 passes for 286 yards, two touchdowns and no turnovers to lead the Vikings to a 17-14 victory over the Green Bay Packers on Sunday night just 15 days after he arrived in a trade.

The defense did the rest, harassing Aaron Rodgers for five sacks and two fourth-quarter turnovers that quashed the comeback and sent the crowd of 66,813 into a deafening frenzy in the third quarter, with a tight knee injury, and only 19 yards on 12 carries, but the Vikings (2-0) proved they still have a lot of options. Stefon Diggs caught nine passes for 182 yards and a touchdown. They held the Packers (1-1) to 65 total yards in the first half, withstanding an early touchdown pass by Rodgers to Jordy Nelson on a drive aided by two penalties by cornerback Terence Newman.

Tray Wayne, who had two penalties himself, intercepted Rodgers' pass in Vikings territory with 1:30 left to seal the victory. The previous drive was killed with a strip sack by Brian Robison, when Shamar Stephen recovered at the Minnesota 44 with 6:53 remaining.

Rodgers, who ran for 29 yards and a touchdown, began to find a groove throwing the ball down the stretch. He finished 12 for 21 for 154 yards in the second half, but Bradford was the better quarterback on this night.

The Vikings, who aggressively traded two premium draft picks including next year's first-rounder to Philadelphia to fetch Bradford after Teddy Bridgewater went down with a massive left knee injury, boldly eschewed a field-goal try early in the second quarter.

Bradford found Diggs for a 4-yard completion on fourth-and-1 from the 18. Then he hit Kyle Rudolph for an 8-yard touchdown pass three plays later.

Bradford was hit hard on his non-throwing hand by Packers outside linebacker Clay Matthews while following through on a pass at one point during the drive. He visited the locker room briefly for further examination but never missed a snap, despite significant swelling beneath his left pinky. There were only a couple of instances that even hinted of nervousness for Bradford and the offense, when one throw on the first drive sailed well past, where Rudolph's route ended and another later in the first quarter was in the air too quickly for Rudolph to turn around.

OFFICIALS — Referee: Walt Anderson (66); Umpire: Butch Hannah (40); Head Linesman: Jerrod Phillips (6); Line Judge: Byron Boston (18); Side Judge: Laird Hayes (125); Field Judge: John Jenkins (117); Back Judge: Gregory Wilson (119); Replay Official: Billy Smith

STARTING LINEUPS

Green Bay Packers		Minnesota Vikings	
Offense	Defense	Offense	Defense
WR 87 Nelson	NT 98 Dalton	WR 12 Johnson	LE 96 Robinson
LT 69 Dakariari	DT 76 McDaniels	LT 75 McKill	DT 93 S. Stephen
LG 65 L. Taylor	LOLB 53 N. Perry	LG 61 A. Boone	NT 98 L. Joseph
C 73 Tretter	ILB 47 J. Ryan	C 61 J. Berger	RE 97 E. Griffin
RG 70 T. Lago	ILB 50 B. Matthews	RG 63 B. Fusco	MLB 54 A. Kendrick
RT 89 J. Cook	ROLB 52 C. Matthews	RT 71 A. Smith	SLB 55 E. Barr
TE 89 J. Cook	LCB 23 D. Randall	TE 82 K. Rudolph	LOB 23 T. Newman
WR 17 D. Adams	RCB 36 L. Gunter	WR 14 S. Diggs	RCB 26 T. Waynes
WR 18 R. Cobb	SS 42 M. Burnett	OB 8 S. Bradford	SS 34 A. Sendejo
OB 17 A. Rodgers	FS 21 H. Clinton-Dix	WR 19 A. Thielen	FS 22 H. Smith
RB 27 E. Lacy	CB 28 A. Peterson	HB 28 A. Peterson	CB 24 C. Minnery

FIELD GOALS (made () & missed)

Team	Qtr	Time	Player	Description	(Extra Point)	(Drive Info)
Green Bay Packers	1	5:39	J. Nelson	1 yd pass from A. Rodgers	(M. Crosby kick)	(5-52, 3:08)
Minnesota Vikings	2	10:14	K. Rudolph	8 yd pass from S. Bradford	(B. Walsh kick)	(10-54, 4:16)
Green Bay Packers	3	0:27	B. Walsh	46 yd field goal	(8-59, 4:14)	
Minnesota Vikings	3	2:11	S. Diggs	25 yd pass from S. Bradford	(B. Walsh kick)	(6-57, 2:46)
Green Bay Packers	4	12:41	A. Rodgers	10 yd run (M. Crosby kick)	(10-75, 4:30)	

GREEN BAY DEFENSIVE STATISTICS (official)

UT	A	TE	TI	SK	QB	FE	FB	Int	PD
J. Ryan	6	3	1	9	0-0	0	0	0-0	1
B. Matthews	5	1	0	5	0-0	0	0	0-0	1
L. Gunter	5	0	0	5	0-0	0	0	0-0	0
J. Thomas	5	0	1	5	0-0	0	0	0-0	0
M. Daniels	4	1	3	5	1-9	4	0	0-0	0
H. Clinton-Dix	3	2	0	5	0-0	0	0	0-0	0
N. Perry	3	0	1	5	0-4	2	0	0-0	0
C. Matthews	3	0	1	3	1-7	2	0	0-0	0
D. Jones	2	1	1	3	0-0	0	0	0-0	0
Totals	43	18	13	61	4-32	12	1	0	0-0

Green Bay Packers

Minnesota Vikings

Player	ATT	YDS	AVG	TD	LG	INT	RT	Player	ATT	YDS	AVG	TD	LG	INT	RT
RUSHING	12	50	4.2	0	13	0	0	RUSHING	12	19	1.6	0	12	0	0
E. Lacy	1	29	29.0	0	10	0	0	A. Peterson	6	14	2.3	0	5	0	0
A. Rodgers	3	1	0.3	0	1	0	0	M. Asa	2	1	0.5	0	1	0	0
J. Starks	1	3	3.0	0	5	0	0	J. Wickham	1	2	2.0	0	3	0	0
Total	23	83	3.6	0	13	0	0	C. Peterson	1	1	1.0	0	3	0	0
PASSING	22	213	9.7	3	39	1	70.7	PASSING	22	22	1.0	0	12	0	0
S. Bradford	36	20	0.6	0	1	0	7.0	S. Bradford	31	22	0.7	0	12	0	12.2
Total	38	20	0.5	0	39	1	70.7	Total	31	22	0.7	0	46	0	12.2
PASS RECEIVING	NO	YDS	AVG	TD	LG	INT	TD	PASS RECEIVING	NO	YDS	AVG	TD	LG	INT	TD
J. Nelson	5	72	14.4	0	39	1	0	S. Diggs	9	182	20.2	1	46	1	0
R. Cobb	4	43	10.8	0	14	0	0	A. Thielen	4	10.3	2.6	0	15	0	0
J. Cook	4	31	7.8	0	14	0	0	K. Rudolph	3	31	10.3	1	19	1	0
D. Adams	3	26	8.7	0	13	0	0	C. Johnson	2	15	7.5	0	10	0	0
R. Rodgers	2	25	12.5	0	15	0	0	A. Peterson	2	7	3.5	0	7	0	0
J. Starks	1	16	16.0	0	16	0	0	M. Asa	1	11	11.0	0	11	0	0
Total	20	213	10.7	0	39	1	0	Total	22	-1	-1.0	0	46	2	
INTERCEPTIONS	NO	YDS	AVG	TD	LG	INT	TD	INTERCEPTIONS	NO	YDS	AVG	TD	LG	INT	TD
Total	0	0	0.0	0	0	0	0	Total	1	4	4.0	0	4	0	0
PUNTING	NO	YDS	AVG	NET	TB	IN20	LG	PUNTING	NO	YDS	AVG	NET	TB	IN20	LG
J. Schum	5	193	38.6	38.6	0	1	44	J. Locke	7	273	39.0	38.7	0	5	50
Total	5	193	38.6	38.6	0	1	44	Total	7	273	39.0	38.7	0	5	50
PUNT RETURNS	NO	YDS	AVG	FC	LG	TD	TD	PUNT RETURNS	NO	YDS	AVG	FC	LG	TD	TD
D. Randall	1	2	2.0	0	2	0	0	M. Sherris	0	0	0.0	3	0	0	0
W. Davis	0	0	0.0	0	4	0	0	(downed)	1	0	0.0	0	0	0	0
T. Davis	0	0	0.0	0	0	0	0	(out of bounds)	1	0	0.0	0	0	0	0
Returns	1	2	2.0	0	2	0	0	Returns	0	0	0.0	3	0	0	0
KICK RETURNS	NO	YDS	AVG	FC	LG	TD	TD	KICK RETURNS	NO	YDS	AVG	FC	LG	TD	TD
T. Montgomery	1	21	21.0	0	21	0	0	C. Peterson	2	62	31.0	0	0	0	0
(tback)	3	0	0.0	0	0	0	0	(tback)	1	0	0.0	0	0	0	0
Returns	1	21	21.0	0	21	0	0	Returns	2	62	31.0	0	0	0	0
FUMBLES	Fum	Lost	Rec	Yds	TD	FF	Rec	Yds	TD	FF	Rec	Yds	TD	Bds	Out
A. Rodgers	3	1	0	0	0	0	0	0	0	0	0	0	0	0	0
D. Adams	1	1	0	0	0	0	0	0	0	0	0	0	0	0	0
J. Cook	0	0	1	0	0	0	0	0	0	0	0	0	0	0	0
J. Tretter	0	0	1	0	0	0	0	0	0	0	0	0	0	0	0
R. Cobb	0	0	0	0	0	1	1	0	0	0	0	0	0	0	0
L. Gunter	0	0	0	0	0	1	1	0	0	0	0	0	0	0	0
Total	4	2	2	0	0	2	1	0	0	0	0	0	0	0	0

Team	Visitor	Home
TOTAL FIRST DOWNS	20	15
By Rushing	5	2
By Passing	10	11
By Penalty	5	2
THIRD-DOWN EFFICIENCY	6-13-46%	4-14-29%
FOURTH-DOWN EFFICIENCY	0-1-0%	1-2-50%
TOTAL NET YARDS	263	284
Total Offensive Plays	64	57
Average gain per offensive play	4.1	5.0
NET YARDS RUSHING	83	30
Total Rushing Plays	23	22
Average gain per rushing play	3.6	1.4
NET YARDS PASSING	180	254
Tackles for a loss-number and yards	3-9	6-12
Times thrown - Yards lost att. to pass	5-33	4-32
Gross yards passing	213	286
PASS ATT-COMP-INT	36-20-1	31-22-0
Average gain per pass play	4.4	7.3
KICKOFFS Number-In Ez-Touchbacks	3-2-1	4-3-3
PUNTS Number and Average	5-38.6	7-39.0
Had Blocked	0	0

Team	Visitor	Home
FGs - PATs had blocked	0-0	0-0
Net Punting Average	38.6	38.7
TOTAL RETURN YARDS (not inc. kickoffs)	386	4
No. and Yards Punt Returns	1-2	0-0
No. and Yards Kickoff Returns	1-21	2-62
No. and Yards Interception Returns	0-0	1-4
PENALTIES Number and Yards	6-72	13-137
FUMBLES Number and Lost	4-2	2-1
TOUCHDOWNS	2	2
Rushing	1	0
Passing	1	2
EXTRA POINTS Made-Attempts	2-2	2-2
Kicking Made-Attempts	2-2	2-2
FIELD GOALS Made-Attempts	0-0	1-1
RED-ZONE EFFICIENCY	2-3-67%	1-1-100%
GOAL-TO-GO EFFICIENCY	2-2-100%	0-0-0%
SAFETIES	14	0
FINAL SCORE	17	0
TIME OF POSSESSION	29:42	30:18

GREEN BAY 34, DETROIT 21

Lambeau Field, Sunday, Sept. 25, 2016. Attendance: 78,411. Time: 2:54. Weather: 72° F, Humidity: 84 percent. Wind: S 17 mph

GAME 3

GREEN BAY, Wis. — The timing is back for quarterback Aaron Rodgers and the rest of Green Bay's offense. The Packers' pass defense might need a little work, though.

Rodgers threw for 205 yards and four touchdowns, including two in the first half to Jordy Nelson, and the Packers snapped out of their offensive funk before holding off the Detroit Lions for a 34-27 win Sunday.

Rodgers was 15 of 24, leading the Packers to touchdowns on their first three series. Nelson had 101 yards on six catches, returning to the form that made him one of the NFL's best receivers before missing the 2015 season with a knee injury.

They moved the ball on the Lions' short-handed defense with ease in the first half. The Packers (2-1) led 31-10 at halftime before the Lions slowly chipped away.

Marion Jones' 35-yard touchdown catch with 3:34 left got Detroit (1-2) within seven. But Rodgers had a critical 11-yard run on third-and-8 from the Packers' 27 with 3:22 left to effectively seal the win.

Jones had a career-high 205 yards on six receptions. Matthew Stafford passed for 385 yards and three scores for the Lions, who held advantages in total yardage (418-324) and time of possession, holding the ball for 35 minutes.

But the Packers burned the secondary with big plays to build a big lead, and Eddie Lacy ran for 103 yards on 17 carries.

Coach Mike McCarthy and Rodgers heard questions about the out-of-sync passing game following the 17-14 loss last week to Minnesota.

Now the Packers head into an early bye week with renewed confidence after a successful opener at Lambeau field.

The Lions gained chunks of yardage in the second half after being forced to play catch-up following Green Bay's big early lead. The Packers' defense was also missing four starters, including linemen Clay Matthews.

Stafford found holes over the middle of the field. He connected with Jones for a 23-yard completion on the first play from scrimmage in the second half to the Detroit 46.

But Green Bay's staunch run defense had another big day, albeit against a Lions offense playing without injured tailback Ameer Abdullah. Detroit managed just 50 yards on 23 carries, with a team-high 38 yards on 10 carries by Dwayne Washington.

Jones gave the Lions a boost going into halftime with a 73-yard touchdown pass from Stafford to get Detroit within 31-10. He stiff-armed cornerback Josh Hawkins before sprinting untouched 45 yards into the end zone.

The Packers' offense accomplished two of McCarthy's bigger goals for this week: Receivers worked the middle of the field, and Lacy got more carries in the running game. Nelson was lined up in the slot on his 8-yard touchdown catch in the first quarter, when Rodgers pump-faked, then stepped up in the pocket to find Nelson. Lacy looked rejuvenated as he bounced off defenders for a 25-yard run in the second quarter.

OFFICIALS — Referee: Carl Cheffers (51); Umpire: Ruben Fowler (71); Head Linesman: Kent Payne (79); Line Judge: Tim Potroza (47); Side Judge: Jon Luchiansky (89); Field Judge: Brad Freeman (88); Back Judge: Jim Quirk (63); Replay Official: Charles Stewart

STARTING LINEUPS

Detroit Lions		Green Bay Packers	
Offense	Defense	Offense	Defense
WR 15 G. Tate	DE 98 D. Taylor	WR 67 J. Nelson	NT 97 K. Clark
LT 68 T. Decker	DT 93 T. Walker	LT 69 D. Bakhtiari	DT 76 M. Daniels
LG 72 L. Tomlinson	DT 92 H. Ngata	LG 66 L. Taylor	LOLB 56 J. Peppers
C 64 T. Swanson	DE 61 K. Hyder	C 73 J. Ryan	ILB 47 J. Ryan
RG 75 L. Warford	OLB 50 T. Ambrister	RG 70 T. Lano	ILB 50 B. Martinez
RT 71 R. Raft	MLB 59 T. Whitnaker	RT 75 B. Bulaga	ROLB 53 M. Perry
TE 85 E. Elton	OLB 33 K. Van Noy	TE 82 R. Rodgers	LOB 23 D. Randall
WR 11 M. Jones	CB 23 D. Slay	WR 18 R. Cobb	RQB 36 L. Gardner
WR 80 A. Boldin	CB 24 M. Lawson	SS 21 A. Rodgers	SS 33 M. Hyde
QB 9 M. Stafford	SS 32 T. Wilson	FB 27 E. Lacy	FB 21 H. Clinton-Dix
RB 25 T. Riddick	FS 27 G. Dunn	FB 22 A. Ripkowski	CB 24 O. Hollins

GREEN BAY SUBSTITUTIONS — K 2 M. Crosby, P 10 J. Schum, WR 11 T. Davis, WR 17 D. Adams, S 25 M. Evans, CB 28 J. Hawkins, S 29 K. Brice, S 32 C. Bang, RB 44 J. Starks, LB 44 J. Thomas, LB 51 K. Fackell, LB 67 D. Barclay, T 78 J. Springs, TE 80 J. Perillo, WR 83 J. Jans, WR 84 J. Albrechts, WR 88 T. Montgomery, TE 89 J. Elliott, DE 94 D. Lowry, DT 99 C. Ringo, **DID NOT PLAY** — QB 7 B. Hundley, **INACTIVES** — QB 6 J. Callahan, CB 37 S. Shields, S 42 M. Burnett, LB 52 C. Matthews, T 68 K. Murphy, DE/LB 95 D. Jones, DT 98 L. Gunter.

FIELD GOALS (made / & missed)

Player	Attempts	Yards	Result
M. Pater	(4/2)	43WR (50)	
DETROIT:			
HOME:			
VISITOR:			
Team	Qtr	Time	Play Description (Extra Point/Drive Info)
Lions	1	11:22	D. Adams 14 yd. pass from A. Rodgers (M. Crosby kick) (8-75, 3:38)
Packers	1	2:45	M. Pater 42 yd. Field Goal (15-52, 8:37)
Packers	1	1:05	J. Nelson 8 yd. pass from A. Rodgers (M. Crosby kick) (4-61, 1:44)
Packers	2	14:46	R. Rodgers 2 yd. pass from A. Rodgers (M. Crosby kick) (2-67, 0:47)
Packers	2	10:41	M. Crosby 36 yd. Field Goal (4-57, 0:59)
Packers	2	1:10	J. Nelson 17 yd. pass from A. Rodgers (M. Crosby kick) (7-67, 3:53)
Lions	3	8:23	M. Jones 73 yd. pass from M. Stafford (M. Pater kick) (12-77, 6:37)
Lions	4	3:14	M. Crosby 46 yd. Field Goal (9-47, 5:09)
Packers	4	12:32	M. Pater 55 yd. Field Goal (10-50, 5:42)
Lions	4	3:34	M. Jones 35 yd. pass from M. Stafford (M. Pater kick) (6-62, 1:31)

GREEN BAY DEFENSIVE STATISTICS (official)

UT	A	TEL	TI	SK	QBH	FF	ER	Int	PD
10	0	0	10	0-0	1	0	0	0	1
8	1	4	9	2-8	1	0	0	0	1
5	3	1	8	0-0	0	0	0	0	0
6	0	1	6	0-0	0	0	0	0	0
5	0	0	5	0-0	0	0	0	0	0
3	2	0	5	0-0	0	0	0	0	0
3	0	1	3	0-0	0	0	0	0	1
3	0	0	3	0-0	0	0	0	0	0
0	3	0	0	3-0	0	0	0	0	2
2	0	1	2	0-0	0	0	0	0	0
Totals	53	11	10	64	3-17	4	0	0	1-44

Detroit Lions		Green Bay Packers	
RUSHING	ATT	YDS	AVG
D. Washington	10	38	3.8
M. Jones	2	11	5.5
J. Tate	10	9	0.9
G. Tate	1	8	-8.0
Total	23	50	2.2

ATT		CMP		YDS		SKYD		TD	
41	28	385	317	3	731	1	112.3	0	0
Total	41	28	385	317	3	731	1	112.3	0

PASS RECEIVING		NO		YDS		AVG		LG	
7	39	5.6	12	0	0	0	0	0	0
T. Riddick	6	205	34.2	731	1	112.3	0	0	0
M. Jones	5	69	13.8	15	7	1	0	0	0
E. Elton	4	40	10.0	15	7	1	0	0	0
G. Tate	4	22	5.5	13	13.0	-3.0	0	0	0
A. Boldin	1	1	-3.0	13	-3.0	0	0	0	0
D. Washington	1	1	-3.0	13	-3.0	0	0	0	0
Total	28	385	13.8	731	3	0	0	0	0

INTERCEPTIONS		NO		YDS		AVG		LG	
0	0	0.0	0	0	0	0	0	0	0
Total	0	0	0.0	0	0	0	0	0	0

PUNTING		NO		YDS		AVG		NET	
2	95	47.5	47.0	0	0	0	0	0	0
S. Martin	2	47.5	47.0	0	0	0	0	0	0
Total	2	95	47.5	47.0	0	0	0	0	0

PUNT RETURNS		NO		YDS		AVG		FC	
2	16	8.0	8.0	0	0	0	0	0	0
A. Roberts	2	16	8.0	0	0	0	0	0	0
Returns	2	16	8.0	0	0	0	0	0	0

KICK RETURNS		NO		YDS		AVG		FC	
3	68	22.7	22.7	0	0	0	0	0	0
A. Roberts	3	68	22.7	0	0	0	0	0	0
D. Washington	1	21	21.0	0	0	0	0	0	0
(back)	1	0	0.0	0	0	0	0	0	0
Returns	4	89	22.3	0	0	0	0	0	0

FUMBLES		Fum		Lost		Rec		Yds	
0	0	0	0	0	0	0	0	0	0
Total	0	0	0	0	0	0	0	0	0

RUSHING		ATT		YDS		AVG		LG	
E. Lacy	17	103	6.1	17	25	0	0	0	0
A. Rodgers	5	22	4.4	4	4	0	0	0	0
T. Montgomery	1	-1	-1.0	1	-1	0	0	0	0
J. Starks	1	1	1.0	1	1	0	0	0	0
Total	24	123	5.1	24	25	0	0	0	0

PASSING		ATT		CMP		YDS		SKYD	
24	15	205	24	4	49	0	129.3	0	0
A. Rodgers	24	15	205	24	4	49	0	129.3	0
Total	24	15	205	24	4	49	0	129.3	0

PASS RECEIVING		NO		YDS		AVG		LG	
6	101	16.8	49	2	2	0	0	0	0
J. Nelson	6	101	16.8	49	2	0	0	0	0
D. Adams	2	23	11.5	14	7	1	1	0	0
R. Rodgers	2	9	4.5	15	7	1	0	0	0
J. Cook	1	33	33.0	33	33	0	0	0	0
R. Cobb	1	15	15.0	15	15	0	0	0	0
J. Perillo	1	13	13.0	13	13	0	0	0	0
J. Starks	1	9	9.0	9	9	0	0	0	0
E. Lacy	1	2	2.0	2	2	0	0	0	0
Total	15	205	13.7	49	4	0	0	0	0

INTERCEPTIONS		NO		YDS		AVG		LG	
1	44	44.0	44	0	0	0	0	0	0
D. Randall	1	44	44.0	44	0	0	0	0	0
Total	1	44	44.0	44	0	0	0	0	0

PUNTING		NO		YDS		AVG		NET	
2	83	41.5	33.5	0	0	0	0	0	0
J. Schum	2	83	41.5	33.5	0	0	0	0	0
Total	2	83	41.5	33.5	0	0	0	0	0

PUNT RETURNS		NO		YDS		AVG		FC	
1	1	1.0	1.0	1	1	0	0	0	0
T. Davis	1	1	1.0	1	1	0	0	0	0
Returns	1	1	1.0	1	1	0	0	0	0

KICK RETURNS		NO		YDS		AVG		FC	
1	24	24.0	24	0	0	0	0	0	0
T. Montgomery	1	24	24.0	0	0	0	0	0	0
(out of bounds)	0	0	0.0	0	0	0	0	0	0
(back)	1	0	0.0	0	0	0	0	0	0
Returns	1	24	24.0	0	0	0	0	0	0

FUMBLES		Fum		Lost		Rec		Yds	
0	0	0	0	0	0	0	0	0	0
Total	0	0	0	0	0	0	0	0	0

Visitor

Home	Visitor
Lions	Packers
22	17
6	6
9	9
2	2
1	1
1-14-57%	5-10-50%
1-1-100%	0-0-0%
418	324
67	50
6.2	6.5
50	123
2.2	24
2.2	5.1
7-21	3-3
368	201
3-17	2-4
385	205
41-28-1	24-15-0
8.4	7.7
6-4-4	7-6-3
2-47.5	2-41.5
0	0

Visitor

Home	Visitor
Lions	Packers
0-0	0-0
33.5	45
1-1	1-1
1-24	1-44
4-45	4-45
0-0	0-0
0	0
0	0
3	4
3-3	4-4
2-2	2-2

GREEN BAY, Wis. (AP)—The Green Bay Packers got pushy on both sides of the line of scrimmage against the New York Giants. The offensive line kept Aaron Rodgers clean in the pocket and helped drive the running attack. The defensive line is playing so well that the MVP quarterback is taking notice.

A little more consistency in the passing game, and the Packers could be a force again in the playoffs. Rodgers threw for 259 yards and two touchdown passes, and Green Bay's defense disrupted Eli Manning and limited Odell Beckham Jr. in a 23-16 win on Sunday night.

Manning was 18 of 35 for 199 yards and was sacked three times. The Giants (2-3) lost their third straight game, and the offense has struggled in road losses at Minnesota and Green Bay the last two weeks.

The Packers' defense contained the Giants in the red zone, holding New York to three field goals until late in the fourth quarter. Green Bay's second-ary played well, especially considering the Packers' (3-1) were without starting cornerbacks Sam Shields (concussion) and Damarius Randall (groin). The Packers had another stellar day against the run, albeit against a team that was missing head running back Rashad Jennings (thrudd). The Giants managed just 43 yards on 15 carries against a defense ranked first against the run coming into the night.

Mike Daniels and Leroy Guillon led the effort on the defensive line, with first-round draft pick Kenny Clark becoming a key sub. The line only figures to only get stronger with the expected return of top backup Mike Pennel next week from a four-game suspension for violating the league's substance-abuse policy.

Beckham finished with five catches for 56 yards, but did get his first touchdown catch of the season.

The 8-yard score stood on replay review after the receiver jumped high in the air for Manning's pass and was ruled inbounds after straddling the back line of the end zone.

Randall Cobb was the Packers' most consistent receiver with nine catches for 108 yards. With the Giants' missing starting safety Nat Berne because of an injury, Cobb excelled in his specialty of working the middle of the field and turning short passes into long gains.

Cobb appeared to be OK on the sideline after taking a hit to the back of his head or neck from safety Landon Collins on a 13-yard catch on third-and-10 with about 2 minutes left.

Giants cornerback Janoris Jenkins had two interceptions in the first half, one coming on third-and-6 at the Giants 21 after a pass deflected off receiver Jordy Nelson's hands. It was Jenkins' first two-interception game since his rookie season with St. Louis, when he had two against Arizona on Nov. 25, 2012.

OFFICIALS — Referee: Ed Hochuli (85); Umpire: Clay Martin (19); Head Linesman: Greg Bradley (98); Line Judge: Rusty Baynes (59); Side Judge: Alex Kemp (55); Field Judge: Dale Shaw (104); Back Judge: Scott Helverston (93); Replay Official: Tom Sierman

STARTING LINEUPS

New York Giants		Green Bay Packers	
Offense	Defense	Offense	Defense
WR 13 O.Dickham	LDE 90 J.Pierre-Paul	WR 67 J.Nelson	NT 98 L.Guion
LT 74 E.Howers	LDT 98 D.Harrison	LT 69 D.Bakhtiari	DT 76 M.Daniels
LG 67 J.Pugh	RDT 94 J.Hankins	LG 66 L.Taylor	LOLB 53 N.Perry
C 70 W.Richburg	DE 54 O.Vernon	C 73 J.Treter	ILB 47 J.Ryan
RB 77 J.Jerry	MLB 57 K.Robinson	RB 57 T.Lang	ILB 50 B.Matthews
RT 68 B.Hart	WLB 52 J.Casillas	RT 75 B.Budga	ROLB 52 C.Matthews
TE 45 W.Hyte	CB 25 L.Hall	TE 82 R.Rodgers	LOB 24 O.Rollins
QB 10 E.Manning	LCB 41 D.Hodgers-Cromartie	WR 18 R.Cobb	RQB 36 L.Gunter
WR 87 S.Shepard	SS 21 L.Collins	WR 17 D.Adams	SS 42 M.Burnett
RB 26 O.Darkwa	FS 33 A.Adams	RB 12 A.Rodgers	FS 21 H.Cinton-Dix
WR 80 V.Cruz	RCB 20 J.Jenkins	RB 27 E.Lady	CB 33 M.Hyde

GREEN BAY SUBSTITUTIONS — K 2 M.Crosby, P 10 J.Schum, WR 11 T.Davis, FB 22 A.Ripkowski, S 25 M.Ehlers, CB 28 J.Hawkins, S 29 J.Brue, S 32 C.Baino, RB 44 J.Starks, LB 48 J.Fackell, LB 56 J.Peppers, LS 61 B.Goodie, TG 67 D.Barclay, T 78 S.Didd, TE 80 J.Pertilo, WR 83 J.James, WR 84 J.Abraders, WR 88 T.Montgomery, LB 91 J.Elliott, DE 94 D.Lowry, DE 98 J.Clark, **DID NOT PLAY** — QB 7 B.Hundley, **INACTIVES** — QB 6 J.Callahan, CB 23 D.Randall, CB 37 S.Shields, T 68 K.Murphy, TE 89 J.Cook, DT 96 B.Price, DT 99 C.Ringo.

FIELD GOALS (made / & missed)
 J.Brown (4/7) (41) (30) M.Crosby (4/4) (33) (25)

Team	Qtr	Time	Play Description (Extra Point/Drive Info)	Score	OT	Total
Giants	1	6:10	J.Nelson 2 yd. pass from A.Rodgers (M.Crosby kick) (16-75, 8:42)	7-0	0	7
Giants	2	8:21	J.Brown 47 yd. Field Goal (5-28, 1:24)	7-3	0	10
Giants	2	6:01	D.Adams 29 yd. pass from A.Rodgers (M.Crosby kick) (5-80, 2:20)	7-6	0	13
Giants	2	1:51	J.Brown 41 yd. Field Goal (5-17, 1:13)	7-9	0	16
Giants	2	0:00	M.Crosby 44 yd. Field Goal (4-5, 1:15)	7-12	0	19
Giants	3	5:26	J.Brown 30 yd. Field Goal (9-41, 4:43)	7-15	0	22
Giants	4	13:46	J.Brown 33 yd. Field Goal (13-73, 6:22)	7-18	0	25
Giants	4	6:39	M.Crosby 25 yd. Field Goal (13-73, 6:22)	7-21	0	28
Giants	4	2:54	O.Beckham 8 yd. pass from E.Manning (J.Brown kick) (10-63, 3:45)	7-23	0	31

GREEN BAY DEFENSIVE STATISTICS (official)

UT	A	TEL	TI	SK	QBH	FF	ER	INT	PD	UT	A	TEL	TI	SK	QBH	FF	ER	INT	PD	
M.Hyde	7	3	10	1-6	0	0	0	0-0	0	K.Clark	1	1	1	2	0-0	0	0	1	0-0	
H.Cinton-Dix	6	0	1	6-0	0	0	0	0-0	0	M.Daniels	1	1	1	2	0-0	0	0	1	0-0	
J.Ryan	5	1	1	6-0	0	0	0	0-0	0	D.Jones	1	1	0	2	0-0	0	0	0	0-0	
M.Burnett	5	0	1	5-0	0	0	0	0-0	1	J.Thomas	1	1	0	2	0-0	0	0	0	0-0	
N.Perry	3	1	1	4-6	3	0	0	0-0	0	L.Guion	0	2	0	2	0-0	0	0	0	0-0	
O.Rollins	3	1	0	4-0	0	0	0	0-0	2	J.Peppers	1	0	1	0-0	0	0	0	0	0-0	
K.Fackell	3	0	1	3-6	1	1	0	0-0	0	L.Gunter	0	1	0	1	0-0	0	0	0	0-0	
C.Matthews	3	0	1	3-3	3	0	0	0-0	0	D.Lowry	1	0	1	0-0	0	0	0	0	0-0	
B.Matthews	2	1	0	3	0-0	0	0	0-0	0	Totals	42	15	9	57	4-23	7	1	1	0-0	8

New York Giants												Green Bay Packers											
RUSHING	ATT	YDS	AVG	LG	TD	PASSING	ATT	CMP	YDS	SK/YD	TD	LG	INT	RT	RUSHING	ATT	YDS	AVG	LG	TD			
B.Rainey	5	22	4.4	14	0	E.Manning	35	18	199	3/17	1	27	0	78.2	J.Elay	11	81	7.4	31	0			
O.Beckham	7	11	1.6	6	0	O.Beckham	0	0	1/6	0	0	0	0	0	J.Starks	12	37	3.1	10	0			
E.Manning	2	9	4.5	5	0	Total	35	18	199	4/23	1	27	0	78.2	A.Ripkowski	5	17	3.5	13	0			
Total	15	43	2.9	14	0	Total	45	23	259	0/0	2	29	2	65.0	R.Rodgers	2	15	7.5	11	0			
PASSING	ATT	CMP	YDS	SK/YD	TD	LG	INT	RT	RUSHING	ATT	CMP	YDS	SK/YD	TD	LG	INT	RT	RUSHING	ATT	YDS	AVG	LG	TD
E.Manning	35	18	199	3/17	1	27	0	78.2	A.Rodgers	45	23	259	0/0	2	29	2	65.0	J.Starks	11	81	7.4	31	0
O.Beckham	0	0	1/6	0	0	0	0	0	Total	45	23	259	0/0	2	29	2	65.0	A.Rodgers	5	17	3.5	13	0
Total	35	18	199	4/23	1	27	0	78.2	Total	45	23	259	0/0	2	29	2	65.0	T.Montgomery	1	0	0.0	0	0
PASS RECEIVING	NO	YDS	AVG	LG	TD	INT	FC	RET	PASS RECEIVING	NO	YDS	AVG	LG	TD	INT	FC	RET	PASSING	ATT	CMP	YDS	SK/YD	TD
B.Rainey	6	52	8.7	18	0	0	0	0	PASS RECEIVING	NO	YDS	AVG	LG	TD	INT	FC	RET	RUSHING	ATT	YDS	AVG	LG	TD
O.Beckham	5	56	11.2	16	0	0	0	0	R.Cobb	9	108	12.0	21	0	0	0	0	Total	45	23	259	0/0	2
W.Hyte	2	37	18.5	27	1	0	0	0	D.Adams	5	85	17.0	29	1	1	0	0	Total	45	23	259	0/0	2
J.Adams	2	27	13.5	14	0	0	0	0	J.Nelson	4	38	9.5	17	1	0	0	0	Total	45	23	259	0/0	2
S.Shepard	1	14	14.0	10	0	0	0	0	J.Starks	3	19	6.3	6	0	0	0	0	Total	45	23	259	0/0	2
P.Perkins	1	13	13.0	10	0	0	0	0	R.Rodgers	3	19	6.3	6	0	0	0	0	Total	45	23	259	0/0	2
Total	18	199	11.1	27	1	0	0	0	E.Lady	2	3	3.0	3	0	0	0	0	Total	45	23	259	0/0	2
Total	18	199	11.1	27	1	0	0	0	Total	18	199	11.1	27	1	0	0	0	Total	45	23	259	0/0	2
INTERCEPTIONS	NO	YDS	AVG	LG	TD	INT	FC	RET	INTERCEPTIONS	NO	YDS	AVG	LG	TD	INT	FC	RET	INTERCEPTIONS	NO	YDS	AVG	LG	TD
J.Jenkins	2	26	13.0	23	0	0	0	0	Total	0	0	0.0	0	0	0	0	0	Total	0	0	0.0	0	0
Total	2	26	13.0	23	0	0	0	0	Total	0	0	0.0	0	0	0	0	0	Total	0	0	0.0	0	0
PUNTING	NO	YDS	AVG	NET	TB	INT	LG	TD	PUNTING	NO	YDS	AVG	NET	TB	INT	LG	TD	PUNTING	NO	YDS	AVG	NET	TB
B.Wing	6	235	39.2	38.7	0	3	47	0	J.Schum	4	146	36.5	35.0	0	0	0	42	Total	4	146	36.5	35.0	0
Total	6	235	39.2	38.7	0	3	47	0	Total	4	146	36.5	35.0	0	0	0	42	Total	4	146	36.5	35.0	0
PUNT RETURNS	NO	YDS	AVG	LG	TD	INT	FC	RET	PUNT RETURNS	NO	YDS	AVG	LG	TD	INT	FC	RET	PUNT RETURNS	NO	YDS	AVG	LG	TD
D.Harris	1	6	6.0	6	0	0	0	0	T.Davis	2	3	3.0	2	0	0	0	0	Total	2	3	3.0	2	0
O.Beckham	0	0	0.0	0	0	0	0	0	(downed)	1	0	0.0	0	0	0	0	0	Total	2	3	3.0	2	0
(out of bounds)	2	0	0.0	0	0	0	0	0	(out of bounds)	1	0	0.0	0	0	0	0	0	Total	2	3	3.0	2	0
Returns	1	6	6.0	6	0	0	0	0	Returns	1	1	3.0	3	0	0	0	0	Total	2	3	3.0	2	0
KICK RETURNS	NO	YDS	AVG	LG	TD	INT	FC	RET	KICK RETURNS	NO	YDS	AVG	LG	TD	INT	FC	RET	KICK RETURNS	NO	YDS	AVG	LG	TD
D.Harris	3	103	34.3	42	0	0	0	0	T.Montgomery	1	24	24.0	24	0	0	0	0	Total	1	24	24.0	24	0
B.Rainey	1	37	37.0	37	0	0	0	0	J.James	1	18	18.0	18	0	0	0	0	Total	1	18	18.0	18	0
(back)	1	0	0.0	0	0	0	0	0	(back)	2	42	21.0	21	0	0	0	0	Total	2	42	21.0	21	0
Returns	4	140	35.0	42	0	0	0	0	Returns	2	42	21.0	21	0	0	0	0	Total	2	42	21.0	21	0
FUMBLES	Fum	Lost	Rec	Yds	TD	FF	Rec	Yds	FUMBLES	Fum	Lost	Rec	Yds	TD	FF	Rec	Yds	FUMBLES	Fum	Lost	Rec	Yds	TD
E.Manning	1	1	0	0	0	0	0	0	J.Starks	1	0	1	0	0	0	0	0	Total	1	0	1	0	0
Total	1	1	0																				

ATLANTA (AP) — The Atlanta Falcons found themselves in another tight game. This time, they came through with the winning play. After two excruciating losses, the Falcons rallied for a 35-32 victory over the Green Bay Packers when Matt Ryan threw an 11-yard touchdown pass to Mohamed Sanu with 31 seconds remaining Sunday.

With Julio Jones shut down in the second half, Ryan turned to Sanu to bail out Atlanta (5-3). He caught five passes for 50 yards on the final possession, the last of them a touchdown pass in the back of the end zone after he got matched against linebacker Jake Ryan.

The Green Bay player didn't have a chance. Sanu raced past him and hauled in the pass right in front of the goalposts, the ball easily clearing Ryan's outstretched hands.

The Falcons were coming off a 26-24 loss at Seattle and a 33-30 overtime setback to San Diego in which they squandered a 17-point lead at home. Given what happened a year ago — Atlanta started the season 6-1, then lost six in a row and missed the playoffs — it was imperative to turn things around against the Packers. It didn't look good when Aaron Rodgers threw his fourth touchdown pass, putting the Packers ahead with 3:58 remaining.

Sanu had nine catches for 84 yards, both season highs in his first year with the Falcons. Atlanta needed every one of them, since Jones was held to three catches for 29 yards and targeted only once in the second half — a dropped pass on the final possession.

But Jones helped Sanu get open on the winning play, drawing two defenders when they lined up on the same side of the field.

Ryan was 28 of 35 for 288 yards and three touchdowns.

Rodgers threw for 246 yards, tearing up with a bunch of young receivers as the banged-up Packers played without six starters. Linebacker Clay Matthews and receiver Randall Cobb were among those who couldn't go because of hamstring injuries.

Three Green Bay receivers — Geronimo Allison, Trevor Davis and Jeff Janis — got their first career touchdown. Allison, in fact, had just been promoted from the practice squad and never caught a pass in an NFL game. Ditto for Davis, a rookie who had mainly been used as a returner.

The Packers took a 32-26 lead after the Falcons were caught with too many men on the field, giving Green Bay a first down rather than having to go for a fourth-and-1. Rodgers was tied to Janis for a 7-yard touchdown with 3:58 remaining, followed by a 2-point conversion.

It wasn't enough. Sanu's touchdown tied the game, and Matt Bryant booted through the winning extra point. Bryant had already become the Falcons career leading scorer, passing Morgan Andersen, with a PAT after Atlanta's first TD.

Adrian Clayborn had the first muffed-sack game of his six-year NFL career, bringing down Rodgers twice in the second half. Vic Beasley Jr. also had a sack, giving him 6½ over the last four games and 7½ for the season.

Rodgers was also Green Bay's leading rusher with a career-high 60 yards on six carries. He broke his previous best of 57 yards in 2012, and posted the highest rushing total by a Packers quarterback since Don Majkowski's 88-yard effort in 1990.

OFFICIALS — Referee: Walt Anderson (66); Umpire: Butch Hannah (40); Head Linesman: Jerod Phillips (6); Line Judge: Byron Boston (18); Side Judge: Laird Hayes (25); Field Judge: John Jenkins (17); Back Judge: Greg Wilson (19); Replay Official: Billy Smith

Green Bay Packers

WR	87 J. Nelson	DT	98 L. Dalton	WR	11 J. Jones	DE	50 B. Raed
LT	69 D. Khamari	LT	76 M. Daniels	LT	70 J. Matthews	DT	95 J. Babiniaux
LG	66 S. L. Taylor	LG	56 J. Peppers	LG	67 A. Levine	DT	97 G. Jackson
C	73 J. Treter	LB	47 J. Ryan	C	51 A. Mack	DE	94 T. Gaskett
RG	70 T. Lang	ILB	50 B. Martinez	RG	65 C. Chester	LB	41 P. Wheeler
RT	75 B. Budge	ROLB	53 N. Berry	RT	73 R. Schraeder	LB	45 D. Jones
TE	82 R. Rodgers	LCB	39 D. Goodson	TE	81 A. Hooper	LB	59 D. Campbell
TE	80 J. Penille	RCB	33 M. Hyde	WR	12 M. Sanu	CB	23 R. Idrout
WR	17 D. Adams	LB	38 L. Gunter	CB	2 M. Ryan	CB	21 D. Truitt
CB	12 A. Rodgers	SS	42 M. Burnett	RB	2 D. Freeman	S	37 R. Allen
RB	34 D. Jackson	FS	21 H. Clinton-Dix	FB	42 P. DiMarco	S	22 K. Neal

Atlanta Falcons

WR	11 J. Jones	DE	50 B. Raed
DT	70 J. Matthews	DT	95 J. Babiniaux
LG	67 A. Levine	DT	97 G. Jackson
C	51 A. Mack	DE	94 T. Gaskett
RG	65 C. Chester	LB	41 P. Wheeler
RT	73 R. Schraeder	LB	45 D. Jones
TE	81 A. Hooper	LB	59 D. Campbell
WR	12 M. Sanu	CB	23 R. Idrout
CB	2 M. Ryan	CB	21 D. Truitt
RB	2 D. Freeman	S	37 R. Allen
FB	42 P. DiMarco	S	22 K. Neal

GREEN BAY SUBSTITUTIONS

— K 2 M. Crosby, P 10 J. Schum, WR 11 T. Davis, FB 22 A. Ripkowski, S 25 M. Evans, CB 28 J. Hawkins, S 29 K. Brice, RB 30 K. Davis, DB 35 J. Whitehead, LB 48 J. Thomas, LB 51 B. Goode, DT 64 M. Penning, T 76 D. Barclay, T 78 J. S. Jorgins, WR 81 G. Allison, WR 83 J. Elliott, DE 94 L. Lowry, DE/LB 95 D. Jones, DT 99 C. Clark, **DID NOT PLAY** — CB 7 B. Hundley, T 68 K. Mulroney, **INACTIVES** — WR 18 R. Cobb, CB 23 D. Randall, CB 24 O. Rollins, RB 44 J. Sarkis, LB 52 C. Matthews, WR 88 T. Montgomery, TE 89 J. Cook.

FIELD GOALS (made / missed)

Player	Attempts	Yards	Result
M. Bryant	2	3	3
Green Bay Packers	1	17	9
Atlanta Falcons	10	7	7

UT A TEL TT Sck QBH FF ER Int PD

Player	UT	A	TEL	TT	Sck	QBH	FF	ER	Int	PD
J. Ryan	10	0	2	10	0-0	0	0	0	0	0
M. Burnett	9	0	0	0	0-0	0	0	0	0	0
D. Goodson	5	1	0	6	0-0	0	0	0	0	0
H. Clinton-Dix	5	0	0	5	0-0	0	0	0	0	0
L. Gunter	5	0	0	5	0-0	0	0	0	0	0
B. Martinez	4	1	0	5	0-0	0	0	0	0	0
J. Thomas	4	1	0	5	0-0	0	0	0	0	0
L. Gunton	2	2	1	4	0-0	0	0	0	0	0
M. Berry	1	2	0	3	0-0	0	0	0	0	0

GREEN BAY DEFENSIVE STATISTICS (official)

Player	UT	A	TEL	TT	Sck	QBH	FF	ER	Int	PD
M. Hyde	2	0	2	0-0	0	0	0	0	0	0
K. Brice	1	0	1	0-0	0	0	0	0	0	0
M. Daniels	1	0	1	1-9	2	0	0	0	0	0
J. Elliott	1	0	1	1-2	0	0	0	0	0	0
J. Peppers	1	0	1	1-0	0	0	0	0	0	0
K. Clark	0	1	0	1-0	0	0	0	0	0	0
D. Jones	0	1	0	1-0	0	0	0	0	0	0
M. Pennel	0	1	0	1-0	0	0	0	0	0	0
Totals	51	10	5	61	2-11	3	0	0	0	0-0

Player	ATT	COMP	YDS	SKYD	TD	LG	INT	RT
A. Rodgers	38	28	246	3/23	4	58	0	123:5
K. Davis	19	13	108	5/7	0	23	0	0
Total	57	41	354	8/30	4	81	0	123:5

Player	NO	YDS	AVG	NET	TB	INT	LG	TD
J. Jones	4	94	23.5	38.3	1	0	58	0
T. Davis	3	30	10.0	10.0	0	0	17	0
G. Allison	2	24	12.0	10.5	0	0	17	0
A. Ripkowski	1	4	4.0	2.0	0	0	10	0
Total	28	246	8.8	8.8	1	0	58	4

Player	NO	YDS	AVG	NET	TB	INT	LG	TD
J. Adams	3	163	54.3	38.3	1	0	58	0
Total	3	163	54.3	38.3	1	0	58	0

Player	NO	YDS	AVG	NET	TB	INT	LG	TD
M. Sanu	2	101	50.5	20.5	0	0	18	0
Total	2	101	50.5	20.5	0	0	18	0

Player	NO	YDS	AVG	NET	TB	INT	LG	TD
J. Adams	1	0	0.0	0.0	0	0	0	0
Total	1	0	0.0	0.0	0	0	0	0

Player	NO	YDS	AVG	NET	TB	INT	LG	TD
M. Burnett	2	101	50.5	20.5	0	0	18	0
Total	2	101	50.5	20.5	0	0	18	0

Player	NO	YDS	AVG	NET	TB	INT	LG	TD
J. Adams	1	0	0.0	0.0	0	0	0	0
Total	1	0	0.0	0.0	0	0	0	0

Player	NO	YDS	AVG	NET	TB	INT	LG	TD
M. Burnett	2	101	50.5	20.5	0	0	18	0
Total	2	101	50.5	20.5	0	0	18	0

Player	NO	YDS	AVG	NET	TB	INT	LG	TD
J. Adams	1	0	0.0	0.0	0	0	0	0
Total	1	0	0.0	0.0	0	0	0	0

Player	NO	YDS	AVG	NET	TB	INT	LG	TD
M. Burnett	2	101	50.5	20.5	0	0	18	0
Total	2	101	50.5	20.5	0	0	18	0

Player	NO	YDS	AVG	NET	TB	INT	LG	TD
J. Adams	1	0	0.0	0.0	0	0	0	0
Total	1	0	0.0	0.0	0	0	0	0

Player	NO	YDS	AVG	NET	TB	INT	LG	TD
J. Adams	1	0	0.0	0.0	0	0	0	0
Total	1	0	0.0	0.0	0	0	0	0

NASHVILLE, Tenn. (AP)—Tennessee coach Mike Mularkey gambled on the opening play, wanting to send a message to his Titans to be as aggressive as possible. They didn't recover the onside kick, the Titans did, and he won the rest of the game.

Marion Barber III threw for 296 yards and four touchdowns and the Titans routed Green Bay 47-25 Sunday.

Five different Titans scored a touchdown in the first half as Tennessee put together its best scoring performance this season with 35 points.

With the win, the Titans (6-5) also matched the five victories over the past two seasons combined.

The defense forced a Packers three-and-out after the onside kick. Then Delano Murray took the Titans' opening play from scrimmage, running 75 yards for a touchdown. He finished with 123 yards and also threw a TD pass, becoming the first non-quarterback to do that for this franchise in the same game since Earl Campbell on Sept. 7, 1960, for the then-Houston Oilers.

Brian Orakpo had two of Tennessee's five sacks, and the Titans also forced three turnovers.

The Packers (4-5) started a three-game road swing by losing their third straight. Green Bay has lost four of five in dropping below .500 for the first time since 2013. They finished by winning the NFC North that season.

Aaron Rodgers and Jordana came into this game tied for the most TD passes in the NFL over the previous five weeks with 13. Rodgers threw for 371 yards and two touchdowns, and he also ran for another.

But Marotta completed his first 10 passes as Tennessee jumped on Green Bay, and he completed TD passes of 9, 32, 6 and 33 — each to a different receiver. Marotta has 21 TD passes this season, becoming the first Titans quarterback with at least 20 TD passes in a season since 2003 when Steve McNair threw 24 and split the NFL MVP award that year with Peyton Manning.

The Titans booked the first play of the game with an onside kick that went straight to the Packers. That was one of only two fumbles in the opening quarter. Tennessee outgained the Packers, 231-26, in the first quarter and led 21-0. Murray cut inside left tackle Taylor Lewan and outraced everyone to the end zone for his longest TD this season, and he capped the next drive with a 10-yard TD pass to Delanie Walker.

Green Bay trailed by as much as 35-10 before a tie TD in the first half. It was the Packers' biggest deficit in the first half of a game started by Rodgers, topping a 21-point deficit against the Giants in 2012.

The Titans' running back also matched Campbell for the franchise record with a rushing TD in his fifth straight game. Campbell set the mark in 1979. Murray came into Sunday as the NFL's second-leading rusher with 807 yards and a score toe on his right foot that limited him in practice this week. He got his fifth 100-yard rushing game this season against a Green Bay defense that had been the NFL's stingiest against the run, allowing just 75.8 yards per game. He is the first non-quarterback with a rushing TD of 75 yards or longer and a passing TD in the same game since 1960 when John Henry Johnson did it Dec. 11, 1960.

OFFICIALS — Referee: Jeff Triplette (42); Umpire: Roy Ellison (81); Head Linesman: Jeff Bergman (32); Line Judge: Sean Thomas (53); Side Judge: Dyrrol Prichard (109); Field Judge: Scott Edwards (3); Back Judge: Steve Freeman (133); Replay Official: Al Hyman.

STARTING LINEUPS

Green Bay Packers			Tennessee Titans		
Offense	Defense	Special Teams	Offense	Defense	Special Teams
WR 67 D.Bachari	DE 95 D.Jones	WR 18 R.Mattews	WR 80 A.Fasano	DE 90 D.Jones	WR 18 R.Mattews
LG 66 J.Taylor	NT 98 L.Guion	TE 16 J.Hunter	TE 77 T.Levan	DT 99 J.Casey	TE 16 J.Hunter
C 63 C.Linsley	LB 76 M.Daniels	LB 50 B.Jones	LB 62 B.Schwienke	LB 55 S.Spence	LB 50 B.Jones
RG 70 T.Lang	LB 78 M.Perry	LB 59 D.Thomas	LB 60 B.Jones	LB 54 A.Williamson	LB 59 D.Thomas
RT 82 R.Bullock	LB 48 J.Thomas	LB 59 D.Thomas	LB 64 J.Kline	LB 98 B.Orakpo	LB 59 D.Thomas
TE 75 B.Mattews	LB 56 J.Pepers	QB 20 P.Cox	QB 20 P.Cox	QB 20 P.Cox	QB 20 P.Cox
WR 18 R.Cobb	LCB 24 O.Palms	WR 19 T.Sharpe	SS 21 D.Sharpe	SS 21 D.Sharpe	WR 19 T.Sharpe
WR 17 D.Adams	RCB 36 L.Baunier	RB 48 J.Fowler	RB 48 J.Fowler	RB 48 J.Fowler	WR 17 D.Adams
QB 12 A.Rodgers	SS 42 M.Burnett	FB 29 D.Murray	FB 29 D.Murray	FB 29 D.Murray	QB 12 A.Rodgers
RB 44 J.Starks	FS 21 H.Gimno-Dix	RB 11 T.Davis	RB 11 T.Davis	RB 11 T.Davis	RB 44 J.Starks

GREEN BAY SUBSTITUTIONS — K 2 M.Crosby; OB 7 B.Hendry; P 10 J.Schum; WR 11 T.Davis; RB 22 A.Robkovich; S 25 M.Ehlers; CB 28 J.Hawkins; S 29 K.Brice; DB 33 M.Hyde; CB 39 D.Goodson; FB 40 J.Kerridge; LB 47 J.Pran; LB 51 K.Fackrell; LS 61 B.Gaode; DT 64 M.Penna; 7/6 67 D.Bachari; 1/78 J.Spriggs; TE 80 J.Perrito; WR 81 G.James; WR 83 J.James; WR 88 J.Montgomery; LB 91 J.Elliott; DE 94 D.Lovly; DT 97 K.Clark; **INACTIVES** — CB 23 D.Randall; RB 34 D.Jackson; LB 52 C.Mattews; T 68 K.Murphy; C/6 73 J.Tretter; TE 89 J.Cook; DT 99 C.Ringo.

FIELD GOALS (made / attempted)

Player	Green Bay Packers	Tennessee Titans
M.Crosby	2/3	1/1
Green Bay Packers	1	2
Tennessee Titans	0	16
	21	14

OT (51) (23)

Player	Green Bay Packers	Tennessee Titans
M.Daniels	0	2
L.Guion	0	2
K.Brice	1	0
K.Fackrell	1	0
D.Goodson	1	0
D.Lovly	1	0
O.Rollins	1	0
M.Penna	0	1
Totals	42	17

GREEN BAY DEFENSIVE STATISTICS (official)

Player	Att	Comp	Yds	Sk	TD	LG	Int	RT
A.Rodgers	51	31	371	5/46	2	46	2	7/38
B.Hunter	4	1	8	0/0	0	8	0	3/16
Total	55	32	379	5/46	2	46	2	7/33

UT A TEL TT Sck QBH FF ER Int PD

Player	Green Bay Packers	Tennessee Titans
M.Daniels	0	2
L.Guion	0	2
K.Brice	1	0
K.Fackrell	1	0
D.Goodson	1	0
D.Lovly	1	0
O.Rollins	1	0
M.Penna	0	1
Totals	42	17

Green Bay Packers

Player	Att	Comp	Yds	Sk	TD	LG	Int	RT
J.Starks	7	3	33	4/7	1	11	1	0
A.Rodgers	3	2	27	9/0	0	20	0	0
T.Montgomery	13	6	69	3/0	0	5	0	0
Total	23	11	99	5/3	1	20	1	0

Tennessee Titans

Player	Att	Comp	Yds	Sk	TD	LG	Int	RT
D.Murray	19	19	295	2/21	4	41	0	14/38
D.Henry	7	1	10	0/0	0	10	0	14/7.9
M.Marotta	4	4	62	0/0	0	6	0	0
Total	30	14	167	2/21	4	41	0	15/50.1

PUNTING

Player	No	Yds	Avg	Net	TB	Int	LG	TD
J.Schum	4	202	50.5	39.8	1	1	57	0
Total	4	202	50.5	39.8	1	1	57	0

PUNT RETURNS

Player	No	Yds	Avg	FC	LG	TD
T.Davis	2	12	6.0	0	12	0
M.Hyde	1	2	2.0	0	2	0
Returns	3	14	4.7	1	12	0

KICK RETURNS

Player	No	Yds	Avg	FC	LG	TD
J.James	1	28	28.0	0	28	0
T.Montgomery	1	23	23.0	0	23	0
(fback)	6	0	0.0	0	0	0
Returns	2	51	25.5	0	28	0

FUMBLES

Player	Fum	Lost	Rec	Yds	TD	FF	Rec	Yds	TD	Out
T.Davis	1	1	0	0	0	0	0	0	0	0
Total	1	1	0	0	0	0	0	0	0	0

TOTAL FIRST DOWNS

Player	Green Bay Packers	Tennessee Titans
By Rushing	21	19
By Passing	4	3
Total	25	22

THIRD-DOWN EFFICIENCY

Player	Att	Comp	%
By Penalty	0	0	0
Total	3	3	100%

FOURTH-DOWN EFFICIENCY

Player	Att	Comp	%
Total	402	402	100%

TOTAL NET YARDS

Player	Green Bay Packers	Tennessee Titans
Total Offense	73	59
Average gain per offensive play	5.5	7.6
Total Rushing	69	162
Average gain per rushing play	13	30
Total Passing	5	4
Average gain per pass play	1.3	5.4

NET YARDS PASSING

Player	Green Bay Packers	Tennessee Titans
Times thrown - Yards lost att. to pass	333	284
Gross yards passing	379	305
Yards lost on sacks	379	305
Yards lost on penalties	55	32
Yards lost on punts	56	9
Yards lost on kickoffs	6-4	9-7
Yards lost on fumbles	4-5	4-1
Yards lost on interceptions	0	0
Yards lost on blocked punts	0	0

NET YARDS RUSHING

Player	Green Bay Packers	Tennessee Titans
Total Rushing	69	162
Average gain per rushing play	13	30
Yards lost on penalties	5	4
Yards lost on punts	56	9
Yards lost on kickoffs	6-4	9-7
Yards lost on fumbles	4-5	4-1
Yards lost on interceptions	0	0
Yards lost on blocked punts	0	0

NET YARDS RECEIVING

Player	Green Bay Packers	Tennessee Titans
Total Receiving	5	4
Average gain per pass play	1.3	5.4
Yards lost on penalties	55	32
Yards lost on punts	56	9
Yards lost on kickoffs	6-4	9-7
Yards lost on fumbles	4-5	4-1
Yards lost on interceptions	0	0
Yards lost on blocked punts	0	0

NET YARDS TOTAL OFFENSE

Player	Green Bay Packers	Tennessee Titans
Total Offense	73	59
Average gain per offensive play	5.5	7.6
Total Rushing	69	162
Average gain per rushing play	13	30
Total Passing	5	4
Average gain per pass play	1.3	5.4

NET YARDS TOTAL OFFENSE PER PLAY

Player	Green Bay Packers	Tennessee Titans
Total Offense	73	59
Total Plays	133	113
Average gain per play	0.55	0.52

NET YARDS PER PLAY

Player	Green Bay Packers	Tennessee Titans
Total Offense	73	59
Total Plays	133	113
Average gain per play	0.55	0.52

NET YARDS PER PLAY PER PLAY

Player	Green Bay Packers	Tennessee Titans
Total Offense	73	59
Total Plays	133	113
Average gain per play	0.55	0.52

NET YARDS PER PLAY PER PLAY PER PLAY

Player	Green Bay Packers	Tennessee Titans
Total Offense	73	59
Total Plays	133	113
Average gain per play	0.55	0.52

NET YARDS PER PLAY PER PLAY PER PLAY PER PLAY

Player	Green Bay Packers	Tennessee Titans
Total Offense	73	59
Total Plays	133	113
Average gain per play	0.55	0.52

NET YARDS PER PLAY PER PLAY PER PLAY PER PLAY PER PLAY

Player	Green Bay Packers	Tennessee Titans
Total Offense	73	59
Total Plays	133	113
Average gain per play	0.55	0.52

NET YARDS PER PLAY PER PLAY PER PLAY PER PLAY PER PLAY PER PLAY

Player	Green Bay Packers	Tennessee Titans
Total Offense	73	59
Total Plays	133	113
Average gain per play	0.55	0.52

NET YARDS PER PLAY PER PLAY PER PLAY PER PLAY PER PLAY PER PLAY PER PLAY

Player	Green Bay Packers	Tennessee Titans
Total Offense	73	59
Total Plays	133	113
Average gain per play	0.55	0.52

NET YARDS PER PLAY PER PLAY PER PLAY PER PLAY PER PLAY PER PLAY PER PLAY PER PLAY

Player	Green Bay Packers	Tennessee Titans
Total Offense	73	59
Total Plays	133	113
Average gain per play	0.55	0.52

NET YARDS PER PLAY PER PLAY PER PLAY PER PLAY PER PLAY PER PLAY PER PLAY PER PLAY PER PLAY

Player	Green Bay Packers	Tennessee Titans
Total Offense	73	59
Total Plays	133	113
Average gain per play	0.55	0.52

NET YARDS PER PLAY PER PLAY PER PLAY PER PLAY PER PLAY PER PLAY PER PLAY PER PLAY PER PLAY PER PLAY

Player	Green Bay Packers	Tennessee Titans
Total Offense	73	59
Total Plays	133	113
Average gain per play	0.55	0.52

NET YARDS PER PLAY PER PLAY PER PLAY PER PLAY PER PLAY PER PLAY PER PLAY PER PLAY PER PLAY PER PLAY PER PLAY

Player	Green Bay Packers	Tennessee Titans
Total Offense	73	59
Total Plays	133	113
Average gain per play	0.55	0.52

NET YARDS PER PLAY PER PLAY PER PLAY PER PLAY PER PLAY PER PLAY PER PLAY PER PLAY PER PLAY PER PLAY PER PLAY PER PLAY

Player	Green Bay Packers	Tennessee Titans
Total Offense	73	59
Total Plays	133	113
Average gain per play	0.55	0.52

NET YARDS PER PLAY PER PLAY PER PLAY PER PLAY PER PLAY PER PLAY PER PLAY PER PLAY PER PLAY PER PLAY PER PLAY PER PLAY PER PLAY

Player	Green Bay Packers	Tennessee Titans
Total Offense	73	59
Total Plays	133	113
Average gain per play	0.55	0.52

NET YARDS PER PLAY PER PLAY PER PLAY PER PLAY PER PLAY PER PLAY PER PLAY PER PLAY PER PLAY PER PLAY PER PLAY PER PLAY PER PLAY PER PLAY

Player	Green Bay Packers	Tennessee Titans
Total Offense	73	59
Total Plays	133	113
Average gain per play	0.55	0.52

NET YARDS PER PLAY PER PLAY PER PLAY PER PLAY PER PLAY PER PLAY PER PLAY PER PLAY PER PLAY PER PLAY PER PLAY PER PLAY PER PLAY PER PLAY PER PLAY

Player	Green Bay Packers	Tennessee Titans
Total Offense	73	59
Total Plays	133	113
Average gain per play	0.55	0.52

NET YARDS PER PLAY PER PLAY PER PLAY PER PLAY PER PLAY PER PLAY PER PLAY PER PLAY PER PLAY PER PLAY PER PLAY PER PLAY PER PLAY PER PLAY PER PLAY PER PLAY

Player	Green Bay Packers	Tennessee Titans
Total Offense	73	59
Total Plays	133	113
Average gain per play	0.55	0.52

NET YARDS PER PLAY PER PLAY PER PLAY PER PLAY PER PLAY PER PLAY PER PLAY PER PLAY PER PLAY PER PLAY PER PLAY PER PLAY PER PLAY PER PLAY PER PLAY PER PLAY PER PLAY

Player	Green Bay Packers	Tennessee Titans
Total Offense	73	59
Total Plays	133	113
Average gain per play	0.55	0.52

NET YARDS PER PLAY PER PLAY PER PLAY PER PLAY PER PLAY PER PLAY PER PLAY PER PLAY PER PLAY PER PLAY PER PLAY PER PLAY PER PLAY PER PLAY PER PLAY PER PLAY PER PLAY PER PLAY

Player	Green Bay Packers	Tennessee Titans
Total Offense	73	59
Total Plays	133	113
Average gain per play	0.55	0.52

NET YARDS PER PLAY PER PLAY PER PLAY PER PLAY PER PLAY PER PLAY PER PLAY PER PLAY PER PLAY PER PLAY PER PLAY PER PLAY PER PLAY PER PLAY PER PLAY PER PLAY PER PLAY PER PLAY PER PLAY

Player	Green Bay Packers	Tennessee Titans
Total Offense	73	59
Total Plays	133	113
Average gain per play	0.55	0.52

NET YARDS PER PLAY

Player	Green Bay Packers	Tennessee Titans
Total Offense	73	59
Total Plays	133	113
Average gain per play	0.55	0.52

NET YARDS PER PLAY

Player	Green Bay Packers	Tennessee Titans
Total Offense	73	59
Total Plays	133	113
Average gain per play	0.55	0.52

NET YARDS PER PLAY

Player	Green Bay Packers	Tennessee Titans
Total Offense	73	59
Total Plays	133	113
Average gain per play	0.55	0.52

GREEN BAY, Wis. (AP) — With snow falling at Lambeau Field, the Green Bay Packers were back in their element. The Packers are back at .500 after beating Houston 21-13 on Sunday for their second straight win as they try to keep pace with Detroit in the NFC North.

Aaron Rodgers threw for 209 yards and two touchdowns. Jordy Nelson had 118 yards receiving and a score, and Green Bay pulled away from the Texans with two fourth-quarter touchdowns.

The Packers (6-6) weathered windy conditions, making just enough plays on the cold turf to even their record for the first time since they were 4-4 after losing to Indianapolis on Nov. 6. They're two games back of division-leading Detroit after the Lions beat New Orleans on Sunday. Brock Osweiler connected with DeAndre Hopkins for a 44-yard touchdown pass with 1:51 left to get within eight for Houston. Nick Novak missed the extra point, with footing slippery at Lambeau.

The Texans (6-6) had one shot after the Packers failed to run out the clock. But Osweiler's last-ditch pass-and-lateral play from Houston's 12 with four seconds left failed, handing Houston its third straight loss.

The Packers broke a 7-0 tie when Rodgers found Nelson open in the end zone for a 32-yard touchdown pass with 1:24 left after Texans cornerback Charles James slipped on the turf. Nelson, who missed last season with a knee injury, finished with eight catches.

Rodgers was 20 of 30. He looked OK after being limited in practice with a left hamstring injury, taking off for a couple runs, though he didn't seem to have his usual mobility on the slippery turf.

Rodgers didn't face much pressure in the first half against a Houston defense minus injured end Jadeveon Clowney. The Texans started getting more pressure on Rodgers in the second half.

Osweiler has faced heat for the Texans' offensive struggles this season. He was composed in the second half in leading Houston on a 10-play, 63-yard drive that ended with a 6-yard touchdown pass to Ryan Griffin on fourth-and-1 to tie it at 7 with 7:32 left in the third quarter.

Osweiler finished 21 of 34 for 213 yards.

Randall Cobb had fun in the snow. The wide receiver did a snow angel in the end zone after a sliding, 9-yard touchdown catch in the second quarter that gave the Packers a 7-0 lead.

Julius Peppers gave the Packers a pass-rushing punch for the Packers. A sack of Osweiler on second-and-1 at the Houston 41 with 56 seconds left in the second quarter gave the 15-year veteran 142½ for his career, snapping a tie for fifth on the career list with Michael Strahan. Chris Detemian is fourth on that list with 150½.

OFFICIALS — Referee: Gene Steratore (114); Umpire: Bill Schuster (89); Head Linesman: Mike Spanier (90); Line Judge: Gary Arthur (108); Side Judge: Bob Waggoner (25); Field Judge: Mike Weatherford (116); Back Judge: Dino Paganielli (105); Replay Official: Paul Weidner

STARTING LINEUPS

Houston Texans		Green Bay Packers	
Offense	Defense	Offense	Defense
WR 10 D.Hopkins	RDE 96 C.Kovington	WR 87 J.Nelson	NT 98 L.Glison
LT 76 D.Brown	NT 75 V.Wittrock	WR 17 D.Adams	DT 76 M.Daniels
LG 71 X.Su-a-Hilo	JACK 97 U.Kamalu	WR 69 D.Barkhan	LT 56 J.Peppers
C 65 G.Manz	SAMI 59 W.Marcilus	LG 69 L.Taylor	LB 47 J.Ryan
RG 79 J.Allen	MIKE 56 B.Cushing	C 63 C.Linsley	LB 52 C.Matthews
RT 74 C.Clark	WILL 55 B.Mackinney	RB 78 J.Spriggs	ROLB 53 N.Perry
TE 87 C.Fedorowicz	CB 25 K.Jackson	RB 75 B.Burza	LCB 23 D.Randall
WR 15 W.Fuller	LCB 24 J.Joseph	TE 89 J.Look	RCB 36 L.Gunter
WR 13 B.Miller	FS 43 C.Moore	WR 18 R.Cobb	CB 24 O.Hollins
CB 17 B.Osweller	SS 27 O.Demps	CB 12 A.Rodgers	SS 42 M.Burnett
RB 26 L.Miller	RCB 21 A.Bove	RB 44 J.Starks	FS 21 H.Chinton-Dix

GREEN BAY SUBSTITUTIONS

— K 2 M.Crosby, P 10 J.Schum, FB 22 A.Ripkowski, S 25 M.Evans, CB 28 J.Hawkins, S 29 K.Brice, RB 32-C.Michael, DB 33 M.Hyde, FB 40 J.Kerndt, LB 44 J.Thomas, LB 54 C.Gradford, LS 61 B.Goode, DT 64 M.Pennel, 17/6 67 D.Barcly, 178 K.Murphy, WR 81 G.Allison, TE 82 R.Rodgers, WR 83 J.James, WR 88 T.Montgomery, LB 91 J.Elliott, DE 94 D.Lowry, DE/LB 95 D.Jones, DT 97 K.Clark, **DID NOT PLAY** — OB 7 B.Hundley, **INACTIVES** — WR 11 T.Davis, CB 20 M.Doriant, LB 50 B.Martinez, LB 51 K.Fackell, 5 70 T.Liang, C/G 73 J.Treter, DT 99 C.Ringo.

FIELD GOALS (made) (& missed)

Team	Qtr	Time	Player	Yds	Result
Texans	3	7:32	R.Cobb	9	Yd
Texans	4	1:11	J.Nelson	32	Yd
Texans	4	1:11	A.Ripkowski	3	Yd
Texans	4	1:51	D.Hopkins	44	Yd

GREEN BAY DEFENSIVE STATISTICS (official)

UT	A	TEL	TI	Sck	QBH	FE	FR	Int	PD	UT	A	TEL	TI	Sck	QBH	FE	FR	Int	PD
M.Burnett	11	0	0	11	0-0	0	1	0-0	2	N.Perry	3	1	0	4	0-0	0	0	0	0-0
J.Thomas	6	1	0	7	0-0	0	0	0-0	1	K.Ryan	2	2	1	4	0-0	2	0	0	0-0
J.Peppers	5	2	1	7	1-10	1	0	0-0	0	J.Clark	1	1	0	2	0-0	0	0	0	0-0
H.Chinton-Dix	5	1	0	6	0-0	0	0	0-0	1	M.Daniels	1	0	0	1	0-0	1	0	0	0-0
D.Jones	5	1	0	6	0-0	1	0	0-0	0	D.Lowry	1	0	1	1	0-0	1	0	0	0-0
L.Glison	3	3	3	6	0-0	0	0	0-0	0	M.Pennel	1	0	1	1	0-0	0	0	0	0-0
M.Hyde	4	1	0	5	0-0	0	0	0-0	1	D.Randall	0	1	0	1	0-0	0	0	0	0-0
O.Hollins	4	1	0	5	0-0	0	0	0-0	2	Totals	55	16	7	71	2-18	7	1	1	0-0
L.Gunter	3	1	0	4	0-0	0	1	0	0-0	2									

Houston Texans		Green Bay Packers							
RUSHING	PASSING	ATT	CMP	YDS	SK/YD	TD	LG	IN	RT
J.Grimmes 5	A.Rodgers 35	22	202	2/18	2	44	0	97.6	
A.Blue 14	B.Osweller 35	22	202	2/18	2	44	0	97.6	
B.Osweller 3	Total 27								
Total 27									

Houston Texans		Green Bay Packers							
RUSHING	PASSING	ATT	CMP	YDS	SK/YD	TD	LG	IN	RT
T.Montgomery 9	A.Rodgers 30	20	209	1/9	2	32	0	108.9	
C.Michael 6	J.James 3	20	209	1/9	2	32	0	108.9	
J.James 3	A.Ripkowski 4								
A.Ripkowski 4	J.Starks 26								
Total 26	Total 109								

Houston Texans		Green Bay Packers	
PUNTING	PUNT RETURNS	KICK RETURNS	FUMBLES
J.Schum 5	W.Fuller 1	A.Hunt 3	R.Giffin 1
Leichter 209	W.Fuller 16	A.Hunt 66	R.Giffin 0
Total 215	W.Fuller 16	W.Fuller 66	M.Clausius 0

Houston Texans		Green Bay Packers	
PUNTING	PUNT RETURNS	KICK RETURNS	FUMBLES
J.Schum 5	R.Cobb 2	J.Montgomery 1	A.Rodgers 1
Leichter 215	R.Cobb 44	J.Montgomery 38	L.Gunter 0
Total 220	M.Evans 220	J.James 29	M.Burnett 0

Houston Texans		Green Bay Packers	
TOTAL FIRST DOWNS	By Rushing	By Passing	By Penalty
17	9	8	0
16	9	7	0

Houston Texans		Green Bay Packers	
TOTAL NET YARDS	THIRD-DOWN EFFICIENCY	FOURTH-DOWN EFFICIENCY	TOTAL NET YARDS
307	6-15-40%	1-2-50%	307
309	4-12-33%	1-2-50%	309

Houston Texans		Green Bay Packers	
NET YARDS RUSHING	NET YARDS PASSING	NET YARDS RUSHING	NET YARDS PASSING
123	184	123	184
109	202	109	202

Houston Texans		Green Bay Packers	
NET YARDS RUSHING	NET YARDS PASSING	NET YARDS RUSHING	NET YARDS PASSING
109	202	109	202
109	202	109	202

GREEN BAY, Wis. (AP) — Packers receiver Jordy Nelson sounds as if he's running out of superlatives to describe quarterback Aaron Rodgers. Nothing surprises Nelson anymore about Rodgers, not even when the two-time NFL MVP is playing with two sore legs. Rodgers threw for 246 yards and three scores, including two to Nelson, and dissected Seattle's top-ranked defense in a 38-10 win on Sunday over the Seahawks.

Already playing with a sore left hamstring, Rodgers said he hurt his right calf while throwing a tone-setting, 66-yard touchdown pass to Davante Adams on the game's opening drive.

Rodgers' trademark mobility might be limited, but his arm is working just fine. He finished 18 of 23. Rodgers (7-6) won their third straight following a four-game losing streak to keep their playoff hopes alive. They stayed two games back of first-place Detroit in the NFC North, with their final three regular-season games coming against divisional opponents.

Seattle's defense struggled in its first game without former All-Pro safety Earl Thomas, who has a broken leg. But Russell Wilson's career-high five interceptions might have been the most startling disappointment for the Seahawks (8-4-1). Wilson was 22 of 39 for 240 yards and one touchdown.

Three interceptions deflected off his receivers' hands, including one that also caromed off Doug Baldwin's helmet to cornerback Damarious Randall. Seattle coughed up six turnovers overall.

It was a stunning turn for Seattle a week after blowing out Carolina, 40-7. The Seahawks missed out on a chance to clinch the NFC West following Arizona's loss to Miami earlier Sunday.

Green Bay posted 330 yards in Seattle's first game without Thomas. Replacement Steven Terrell had three tackles.

Most of the focus about defense going into the game was about Seattle's league-best unit, but the Seahawks gave up a season high in points. The Packers dominated, making in a few blitzes and getting effective pressure on Wilson most of the game against a shaky offensive line. It was an impressive showing without starting linebackers Nick Perry (hand) and Blake Martinez (knee). Outside linebacker Clay Matthews (shoulder) was limited mainly to passing downs.

Green Bay had a 21-3 lead at halftime, reminiscent of the way the Packers built big leads on opponents in recent dominant seasons. They've scored first each time in their three-game win streak. The Packers look nothing like the team that suffered back-to-back blowout losses at Tennessee and Washington a few weeks ago.

With two more touchdown passes, Rodgers and Nelson have connected on 57 TD passes overall, tying Hall of Famer Brett Favre and Antonio Freeman for the most touchdown passes from a quarterback to a receiver in franchise history.

OFFICIALS — Referee: Walt Coleman (65); Umpire: Jeff Rice (44); Head Linesman: Derrick Bowers (74); Line Judge: Kevin Coday (16); Side Judge: Alan Eck (76); Field Judge: Terry Brown (43); Back Judge: Terrence Miles (111); Replay Official: Louis Nazzaro

STARTING LINEUPS

Seattle Seahawks

Offense	Defense
WR 89 D.Baldwin	LDE 77 M.Bennett
WR 16 T.Lockett	LDL 77 A.Rubin
LT 74 Grant	ROT 93 T.McDaniel
LG 68 M.Govinski	RDE 56 C.Avili
C 63 J.Britt	MLB 54 B.Wagner
RG 76 G.Gilefi	OLB 50 K.Wright
RT 78 B.Snell	LCB 25 R.Smyrman
TE 88 J.Graham	RCB 36 D.Shead
WR 15 J.Kease	SS 31 C.Klanachellor
WR 3 J.Rivison	FS 23 S.Terrell
RB 34 T.Ravlis	CB 20 J.Llane

Green Bay Packers

Offense	Defense
WR 87 J.Nelson	NT 98 L.Gilton
WR 69 D.Bachitari	DT 76 M.Daniels
LT 65 L.Taylor	LOLB 95 D.Jones
LG 63 C.Linsley	ILB 48 J.Thomas
C 70 T.Lang	ROLB 56 J.Pepers
RG 75 B.Budaka	LCB 23 D.Randall
RT 89 J.Cook	RCB 36 L.Ginter
TE 17 D.Adams	CB 24 Q.Rollins
WR 12 A.Rodgers	FS 42 M.Burnett
WR 88 T.Montgomery	SS 21 W.Cotton-Dix
FS 23 S.Terrell	FB 88 J.Moynihan
CB 22 A.Ripkowski	S 33 M.Hyde

GREEN BAY SUBSTITUTIONS

— K 2 M.Crosby; OB 7 B.Hundley; P 10 J.Schum; WR 18 R.Cobb; CB 20 M.Dortant; S 23 M.Evans; CB 28 J.Hawkins; S 29 K.Brice; FB 32 C.Michael; FB 40 J.Kerridge; RB 44 J.Starks; LB 47 J.Hyan; LB 52 C.Matthews; LB 54 C.Braddock; LB 51 B.Coodie; 7/6 67 D.Brandly; 1/78 J.Spriggs; WR 81 G.Allison; TE 82 R.Rodgers; WR 83 J.James; LB 91 J.Elliott; DE 94 D.Lovry; DT 97 K.Clark; DT 99 C.Ringo.

INACTIVES — WR 11 T.Davis; LB 50 B.Martinez; LB 51 K.Fackrell; LB 53 N.Perry; TE 68 K.Murphy; C/63 J.Tretler.

S.Hauschka (28)

VISITOR: Seattle Seahawks

HOME: Green Bay Packers

UT A TEL TT SCK QBH FE ER Int PD

Q1 13:30 D.Adams 66 yd. pass from A.Rodgers (M.Crosby kick) (3-75, 1:30)

Q2 10:00 J.Thomas 10 0 0 10 -0-0 0 0 0 0 M.Hyde 2 1 0 3 0-0 0 0 0 1-11 1

GREEN BAY DEFENSIVE STATISTICS (Official)

UT A TEL TT SCK QBH FE ER Int PD

Q1 13:30 D.Adams 66 yd. pass from A.Rodgers (M.Crosby kick) (4-26, 2:17)

Q2 10:00 J.Thomas 10 0 0 10 -0-0 0 0 0 0 M.Hyde 2 1 0 3 0-0 0 0 0 1-11 1

Q3 7:00 J.Thomas 10 0 0 10 -0-0 0 0 0 0 M.Hyde 2 1 0 3 0-0 0 0 0 1-11 1

Q4 4:00 J.Thomas 10 0 0 10 -0-0 0 0 0 0 M.Hyde 2 1 0 3 0-0 0 0 0 1-11 1

Totals 52 21 6 73 3-22 11 1 1 1 5-77 9

Seattle Seahawks	LG	TD
RUSHING	15	0
J.Ravlis	6	0
A.Collins	7	0
R.Wilson	4	0
T.Lockett	2	0
T.Pope	1	0
Total	26	0

Green Bay Packers	LG	TD
RUSHING	17	1
T.Montgomery	9	0
C.Michael	10	0
J.James	19	1
J.Starks	3	0
A.Ripkowski	2	0
B.Hundley	2	0
A.Rodgers	3	0
Total	30	1

ATT	CMP	YDS	SK/YD	TD	LG	IN	RT
39	22	240	3/22	1	31	5	43.7
R.Wilson	22	240	3/22	1	31	5	43.7
Total	39	22	240	3/22	1	31	5 43.7

ATT	CMP	YDS	SK/YD	TD	LG	IN	RT
23	18	246	1/9	3	66†	0	142.7
A.Rodgers	18	246	1/9	3	66†	0	142.7
B.Hundley	2	0	0/0	0	0	0	0
Total	25	18	246	1/9	3	66†	0 142.7

PASS RECEIVING	NO	YDS	AVG	LG	TD
D.Baldwin	6	46	7.7	10	0
J.Nelson	4	41	10.3	15	0
T.McEvoy	3	41	13.7	21†	1
A.Collins	3	33	11.0	14	0
M.Reece	2	38	19.0	31	0
J.Graham	1	16	16.0	16	0
L.Wilson	1	11	11.0	11	0
J.Kease	1	7	7.0	7	0
T.Ravlis	1	1	1.0	1	0
Total	22	240	10.9	31	1

PASS RECEIVING	NO	YDS	AVG	LG	TD
J.Nelson	4	41	6.8	11	1
D.Adams	4	104	26.0	66†	2
T.Montgomery	3	45	15.0	24	0
R.Cobb	3	33	11.0	25	0
J.Cook	1	15	15.0	15	0
R.Rodgers	1	8	8.0	8	0
Total	18	246	13.7	66	3

INTERCEPTIONS	NO	YDS	AVG	LG	TD
Total	5	77	15.4	26	0

INTERCEPTIONS	NO	YDS	AVG	LG	TD
D.Randall	2	47	23.5	26	0
M.Burnett	1	19	19.0	19	0
M.Hyde	1	11	11.0	11	0
O.Rollins	1	0	0.0	0	0
Total	5	77	15.4	26	0

PUNTING	NO	YDS	AVG	NET	TB	IN20	LG
J.Schum	4	136	34.0	34.0	0	2	42
Total	4	136	34.0	34.0	0	2	42

PUNTING	NO	YDS	AVG	NET	TB	IN20	LG
J.Schum	4	154	38.5	38.5	0	3	49
Total	4	154	38.5	38.5	0	3	49

PUNT RETURNS	NO	YDS	AVG	FC	LG	TD
Total	0	0	0.0	0	0	0

PUNT RETURNS	NO	YDS	AVG	FC	LG	TD
M.Hyde	1	0	0.0	0	0	0
R.Cobb	1	0	0.0	0	0	0
(out of bounds)	1	0	0.0	0	0	0
Returns	3	0	0.0	0	0	0
Total	3	0	0.0	0	0	0

KICK RETURNS	NO	YDS	AVG	FC	LG	TD
T.Lockett	5	136	27.2	0	32	0
(back)	2	0	0.0	0	0	0
Returns	7	136	27.2	0	32	0
Total	5	136	27.2	0	32	0

KICK RETURNS	NO	YDS	AVG	FC	LG	TD
T.Montgomery	2	36	18.0	0	20	0
Returns	2	36	18.0	0	20	0
Total	2	36	18.0	0	20	0

FUMBLES	Fum	Lost	Rec	Yds	TD	FF	Rec	Yds	TD	Bds	Out
A.Collins	1	1	0	0	0	0	0	0	0	0	0
Total	1	1	0	0	0	0	0	0	0	0	0

FUMBLES	Fum	Lost	Rec	Yds	TD	FF	Rec	Yds	TD	Bds	Out
C.Ringo	0	0	0	0	0	1	0	0	0	0	0
K.Brice	0	0	0	0	0	0	0	0	0	0	0
Total	0	0	0	0	0	1	0	0	0	0	0

TOTAL FIRST DOWNS	Seahawks	Home
By Rushing	7	5
By Passing	14	10
By Penalty	1	3
Total	22	18

TOTAL RETURN YARDS (not inc. kickoffs)	Seahawks	Home
No. and Yards Punt Returns	0-0	1-0
No. and Yards Kickoff Returns	5-136	2-36
No. and Yards Interception Returns	0-0	5-77
Total	5-136	7-63

NET YARDS RUSHING	Seahawks	Home
Total Rushing Plays	26	30
Average gain per rushing play	5.2	3.1
Tackles for a loss-number and yards	2-2	5-11
NET YARDS PASSING	218	237
Times thrown - Yards lost att. to pass	3-22	1-9
Gross yards passing	240	246
PASS ATT-COMP-INT	39-22-5	25-18-0
Average gain per pass play	5.2	9.1
KICKOFFS Number-in EX-Touchbacks	3-0-0	7-3-2
PUNTS Number and Average	4-34.0	4-38.5
Had Blocked	0	0

EXTRA POINTS Made-Attempts	Seahawks	Home
Kicking Made-Attempts	1-1	1-1
FIELD GOALS Made-Attempts	1-1	5-5
RED-ZONE EFFICIENCY	0-1-0%	4-4-100%
GOAL-TO-GO EFFICIENCY	0-0-0%	3-3-100%
SAFETIES	0	0
FINAL SCORE	38-10	38-10
TIME OF POSSESSION	31:50	28:10

GREEN BAY 30, CHICAGO 27

Soldier Field, Sunday, Dec. 18, 2016. Attendance: 61,137. Time: 3:15. Weather: 1° F. Humidity: 57 Percent. Wind: W 12 mph

GAME 14

CHICAGO (AP) — Aaron Rodgers hit Jordy Nelson with a 60-yard pass to set up Mason Crosby's 32-yard field goal as time expired to lift the Green Bay Packers to a 30-27 victory over the Bears in one of the coldest games ever played in Chicago on Sunday afternoon.

Wide receiver-turned-running back Ty Montgomery ran for a career-high 162 yards and two touchdowns, and the Packers (8-6) earned their fourth straight victory despite blowing a 17-point lead in the fourth quarter.

They also moved ahead of Minnesota for sole possession of second place in the NFC North and pulled within a game of division leader Detroit, with the Vikings getting pummeled by Indianapolis and the Lions losing to the New York Giants.

The Bears (3-11) had tied on a field goal by Connor Barth with 1:19 left. The Packers took over at their 27, and on third down at the 26, Rodgers unleashed a deep pass down the middle of the field to Nelson, who got behind Cre'Von LeBlanc.

With no timeouts, the Packers downed the ball before Crosby booted his winner.

The game-time temperature for their matchup against Green Bay on Sunday was 11 degrees with a minus-4 wind chill.

Chicago hosted the Packers in 3-degree temperature and a minus-15 wind chill — the lowest ever for a Bears home game — on Dec. 18, 1983. The Bears' coldest home game, temperature-wise, was against Green Bay on Dec. 22, 2008, when it was 2 degrees with a minus-13 wind chill.

Green Bay, of course, played the coldest NFL game on record when it beat Dallas in the 1967 NFL championship game — the "Ice Bowl." Rodgers threw for 232 yards despite problems with his left hamstring and right calf that kept him out of practice during the week. He also scored from the 4 on the game's opening possession and added a 3-yard TD in the third quarter that made it 20-10.

Christie Michael ran for a 42-yard touchdown, and Julius Peppers had a strip-sack that led to a field goal. Ha Ha Clinton-Dix added two interceptions, and the Packers tied the NFL's oldest rivalry for the first time since 1933 at 94-94-6.

Chicago's Matt Barkley threw for 362 yards and two touchdowns, but was picked off three times.

NFL's policy against performance-enhancing drugs. Deonte Thompson led Chicago with 110 yards receiving. Cameron Meredith added nine catches for 104 yards, but the Bears lost for the fifth time in six games.

The Packers looked as though they were on their way to an easy win after that huge third quarter. But the Bears came storming back.

An 8-yard touchdown catch by Jeffrey and 9-yard run by Jordan Howard midway through the fourth cut it to 27-24.

The Bears took over on their 21 with 5:42 remaining and had a third down at the Packers 4 when Micah Hyde reached in front of Meredith at the goal line, forcing Chicago to settle for Barth's tying field goal.

OFFICIALS — Referee: Ronald Torbert (62); Umpire: Paul King (121); Head Linesman: Jim Howey (37); Line Judge: Mark Steinkechner (84); Side Judge: Greg Gaudreau (80); Field Judge: Aaron Sant (50); Back Judge: Greg Yette (38); Replay Official: Bill Spykma

STARTING LINEUPS

Green Bay Packers		Chicago Bears	
Offense	Defense	Offense	Defense
WR 87 L.Gilson	NT 78 M.Daniels	WR 17 A.Jeffery	DE 96 A.Hicks
WR 69 D.Bakhtiari	DT 98 D.Jones	WR 86 D.Brown	DE 98 M.Ureghem
LG 66 L.Taylor	LOLB 99 D.Jones	RT 70 B.Maske	DE 96 A.Hicks
C 63 C.Linsley	ILB 47 J.Hyatt	RG 62 T.Larsen	OLB 94 L.Floyd
RG 70 T.Lang	ILB 48 J.Thomas	C 66 C.Whitehair	LB 44 N.Kwiatkowski
RE 75 B.Budaea	ROLB 56 J.Peppers	LB 63 C.Whitehair	LB 53 J.Timu
TE 82 R.Rodgers	LCB 23 D.Pendell	OLB 97 W.Young	OLB 91 T.Portier
WR 17 D.Adams	RCB 38 L.Gunter	LT 72 C.Leno	CB 21 T.Portier
WR 12 A.Hodgers	SS 42 W.Burnett	RB 12 M.Barkley	S 26 D.Bush
RB 88 T.Montgomery	FS 21 H.Clinton-Dix	RB 24 J.Howard	CB 32 A.Alonso
FB 22 A.Ripkowski	CB 24 O.Rollins	WR 21 C.Meredith	CB 22 C.Lebane
		WR 14 D.Thompson	NB 30 D.Hurst

GREEN BAY SUBSTITUTIONS — K 2 M.Crosby; P 10 J.Schum; WR 18 R.Cobb; CB 20 M.Donahat; S 25 M.Fleming; S 29 K.Brice; RB 32 C.Michael; DB 33 W.Hyde; FB 40 J.Kerdrick; LB 50 B.Martinez; LB 52 C.Matthews; LS 61 B.Goode; T/G 67 D.Barcley; T 78 J.Spriggs; WR 81 G.Allison; WR 83 J.Jants; TE 99 J.Elliott; DE 94 D.Lovvy; DT 97 C.Clark; DT 99 C.Ringo. **DID NOT PLAY** — CB 6 J.Callahan; CB 7 B.Hundley; **INACTIVES** — WR 11 T.Davis; CB 28 J.Hawkins; RB 44 J.Starks; LB 53 N.Perry; LB 58 J.Tripp; T 68 K.Murphy; C/G 7 J.Treiter.

FIELD GOALS (made) (& missed)

Player	Attempts	Yards	Result
C. Barth	2	32	2/2
Green Bay Packers	1	7	0
Chicago Bears	0	10	0

GREEN BAY DEFENSIVE STATISTICS (official)

Player	Att	Comp	Yds	Sk	Yd	TD	LG	Int	RT
J. Nelson	7	1	124	17	7	0	60	0	0
C. Meredith	9	3	104	11	3	0	34	0	0
D. Thompson	8	1	110	13	8	0	27	0	0
A. Jeffery	6	2	85	14	2	0	20	0	0
J. Howard	8	1	89	14	8	0	18	0	0
J. Langford	4	2	23	5	2	0	10	0	0
J. Langford	4	1	18	8	1	0	10	0	0
J. Bellamy	1	1	10	10	1	0	10	0	0
D. Brown	1	1	10	10	1	0	8	0	0
D. Brown	1	1	10	10	1	0	8	0	0
Total	19	252	133	60	0	0	60	0	87.0

GREEN BAY DEFENSIVE STATISTICS (official)

Player	Att	Comp	Yds	Sk	Yd	TD	LG	Int	RT
A. Rodgers	31	19	252	4/27	0	0	60	0	87.0
Total	31	19	252	4/27	0	0	60	0	87.0

GREEN BAY DEFENSIVE STATISTICS (official)

Player	Att	Comp	Yds	Sk	Yd	TD	LG	Int	RT
J. Nelson	7	1	124	17	7	0	60	0	0
C. Meredith	9	3	104	11	3	0	34	0	0
D. Thompson	8	1	110	13	8	0	27	0	0
A. Jeffery	6	2	85	14	2	0	20	0	0
J. Howard	8	1	89	14	8	0	18	0	0
J. Langford	4	2	23	5	2	0	10	0	0
J. Langford	4	1	18	8	1	0	10	0	0
J. Bellamy	1	1	10	10	1	0	10	0	0
D. Brown	1	1	10	10	1	0	8	0	0
D. Brown	1	1	10	10	1	0	8	0	0
Total	45	16	1	61	1-8	4	1	1	3-43

Green Bay Packers

Player	Att	Comp	Yds	Sk	Yd	TD	LG	Int	RT
J. Nelson	7	1	124	17	7	0	60	0	0
C. Meredith	9	3	104	11	3	0	34	0	0
D. Thompson	8	1	110	13	8	0	27	0	0
A. Jeffery	6	2	85	14	2	0	20	0	0
J. Howard	8	1	89	14	8	0	18	0	0
J. Langford	4	2	23	5	2	0	10	0	0
J. Langford	4	1	18	8	1	0	10	0	0
J. Bellamy	1	1	10	10	1	0	10	0	0
D. Brown	1	1	10	10	1	0	8	0	0
D. Brown	1	1	10	10	1	0	8	0	0
Total	19	252	133	60	0	0	60	0	87.0

Chicago Bears

Player	Att	Comp	Yds	Sk	Yd	TD	LG	Int	RT
J. Howard	17	9	90	5	3	0	13	1	0
J. Langford	1	1	4	4	0	0	4	0	0
K. Carey	1	1	1	1	0	0	1	0	0
Total	19	11	95	10	3	0	13	1	0

PASSING

Player	Att	Comp	Yds	Sk	Yd	TD	LG	Int	RT
A. Rodgers	31	19	252	4/27	0	0	60	0	87.0
Total	31	19	252	4/27	0	0	60	0	87.0

PASS RECEIVING

Player	NO	YDS	AVG	LG	TD
J. Nelson	7	124	17.7	60	0
C. Meredith	9	104	11.6	34	0
D. Thompson	8	110	13.8	27	0
A. Jeffery	6	85	14.2	20	0
J. Howard	8	89	11.1	18	0
J. Langford	4	23	5.8	10	0
J. Langford	4	18	4.5	10	0
J. Bellamy	1	10	10.0	10	0
D. Brown	1	10	10.0	8	0
D. Brown	1	10	10.0	8	0
Total	19	252	13.3	60	0

INTERCEPTIONS

Player	NO	YDS	AVG	LG	TD
H. Clinton-Dix	2	43	21.5	27	0
W. Hyde	1	0	0.0	0	0
Total	3	43	14.3	27	0

PUNTING

Player	NO	YDS	AVG	NET	TB	IN20	LG	TD
J. Schum	4	168	42.0	37.8	0	0	52	0
Total	4	168	42.0	37.8	0	0	52	0

PUNTING RETURNS

Player	NO	YDS	AVG	FC	LG	TD
M. Hyde	1	2	2.0	0	2	0
(downed)	1	0	0.0	0	0	0
Returns	1	2	2.0	0	2	0

KICK RETURNS

Player	NO	YDS	AVG	FC	LG	TD
T. Montgomery	4	57	14.3	0	17	0
J. Jones	1	21	21.0	0	21	0
(back)	1	0	0.0	0	0	0
Returns	5	78	15.6	0	21	0

FUMBLES

Player	Fum	Lost	Rec	Yds	TD	FF	Rec	Yds	TD	Bds	Out
J. Peppers	0	0	0	0	0	1	1	0	0	0	0
Total	0	0	0	0	0	1	1	0	0	0	0

FUMBLES

Player	Fum	Lost	Rec	Yds	TD	FF	Rec	Yds	TD	Bds	Out
M. Barkley	1	1	1	0	0	0	0	0	0	0	0
Total	1	1	1	0	0	0	0	0	0	0	0

KICK RETURNS

Player	NO	YDS	AVG	FC	LG	TD
D. Thompson	4	87	21.8	0	27	0
(back)	2	0	0.0	0	0	0
Returns	4	87	21.8	0	27	0

FUMBLES

Player	Fum	Lost	Rec	Yds	TD	FF	Rec	Yds	TD	Bds	Out
M. Barkley	1	1	1	0	0	0	0	0	0	0	0
Total	1	1	1	0	0	0	0	0	0	0	0

NET YARDS PASSING

Player	Yds	TD	Int	Sk	Yd
A. Rodgers	252	0	0	4	0
Total	252	0	0	4	0

NET YARDS RUSHING

Player	Yds	TD	Int	Sk	Yd
T. Montgomery	162	2	0	0	0
C. Michael	45	0	0	0	0
A. Rodgers	23	0	0	0	0
Total	230	2	0	0	0

TOTAL NET YARDS

Player	Yds	TD	Int	Sk	Yd
T. Montgomery	162	2	0	0	0
C. Michael	45	0	0	0	0
A. Rodgers	23	0	0	0	0
Total	230	2	0	0	0

NET YARDS RUSHING

Player	Yds	TD	Int	Sk	Yd
T. Montgomery	162	2	0	0	0
C. Michael	45	0	0	0	0
A. Rodgers	23	0	0	0	0
Total	230	2	0	0	0

TOTAL NET YARDS

Player	Yds	TD	Int	Sk	Yd
T. Montgomery	162	2	0	0	0
C. Michael	45	0	0	0	0
A. Rodgers	23	0	0	0	0
Total	230	2	0	0	0

NET YARDS RUSHING

Player	Yds	TD	Int	Sk	Yd
T. Montgomery	162	2	0	0	0
C. Michael	45	0	0	0	0
A. Rodgers	23	0	0	0	0
Total	230	2	0	0	0

TOTAL NET

GREEN BAY 31 DETROIT 24

Ford Field, Sunday, Jan. 1, 2017. Attendance: 66,345. Time: 3:21. Weather: Indoors.

GAME 16

DETROIT (AP) — Aaron Rodgers was right: The Green Bay Packers ran the table, just as their star quarterback said they could, by capturing a six-game winning streak with an NFC North-clinching 31-24 victory over the Detroit Lions on Sunday night.

The Packers (10-6) won their final six games after losing four straight games midway through the season, when Rodgers shared his bold thoughts, to win the division for the fifth time in six years. Like his team, Rodgers has been perfect during the streak with 15 TD passes and no interceptions. He will lead fourth-seeded Green Bay at home Sunday against the fifth-seeded New York Giants in an NFC Wild Card game in its eighth straight postseason appearance.

Detroit (9-7) dropped its last three games after it had a two-game lead in the NFC North, spoiling its shot at winning a division title for the first time since 1993.

The Lions' though, will be in the playoffs for the second time in three years with coach Jim Caldwell because the Giants beat the Washington Redskins earlier in the day. The sixth-seeded Lions will play at third-seeded Seattle on Saturday night in a Wild Card game.

Rodgers, who was 27 of 39 for 300 yards, threw a 60-yard, 3-yard TD pass to Danario Adams with 9:23 left in the third quarter. Rodgers connected with Antonio Brown and Adams in the end zone in the fourth quarter to give Green Bay a 14-point lead in a game it trailed 14-7 at halftime.

The Lions had a slim shot to come back from a fourth-quarter deficit to win, as they did eight times this season, when Matthew Stafford connected with Anquan Boldin for a 25-yard touchdown pass with 1:30 seconds left. The Packers dashed Detroit's hopes by recovering the onside kick and Rodgers had only one to seal the victory.

Stafford put Detroit ahead by a touchdown with a 3-yard pass to Golden Tate with 23 seconds left in the second quarter after Zach Zenner tied it with a 1-yard run.

Stafford was 26 of 41 for 347 yards with two TDs and an interception. He made some fantastic passes and some he called over wide-open receivers.

Rodgers ran for 42 yards, his third-highest total of the season, on 10 carries. By design, he converted a third-and-1 from the Green Bay 34 with a 13-yard run on a bootleg. Rodgers also used his feet to escape sacks and to give his receivers time to get open.

Stafford failed to connect with Tate when he was all by himself midway through the first quarter, wasting a chance to make a big play to possibly score on Detroit's second drive.

Early in the scoreless second period, Detroit's Matt Prater missed a 39-yard field goal. Green Bay linebacker Clay Matthews also missed an opportunity, dropping one of Stafford's passes that he could've possibly returned for a score.

OFFICIALS — Referee: Jerome Boger (23); Umpire: Richard Hall (49); Head Linesman: Ed Camp (134); Line Judge: Dana McKenzie (8); Side Judge: Walt Coleman IV (87); Field Judge: Eugene Hall (103); Back Judge: Tony Strotter (112); Replay Official: Carl Madson

STARTING LINEUPS

Green Bay Packers

Offense	Defense
WR 87 J.Nelson	NT 98 L.Gilton
LT 69 D.Bachari	DT 76 M.Daniels
LG 66 L.Taylor	DE 68 T.Decker
C 63 C.Linsley	LB 72 L.Torromison
RG 70 T.Lang	ILB 48 J.Thomas
RT 75 B.Alaia	ILB 42 M.Burns
WR 81 G.Allison	ROLB 52 C.Matthews
WR 17 D.Adams	LCB 23 D.Pandolfi
QB 12 A.Rodgers	RCB 36 L.Gunter
RB 88 T.Montgomery	SS 33 W.Hyde
FB 22 A.Ripkowski	FS 29 K.Brice
	FS 21 H.Gimmon-Dix

Detroit Lions

Offense	Defense
WR 15 G.Tate	DE 98 A.Robinson
LT 68 T.Decker	DT 91 D.Harrison
LG 72 L.Torromison	DT 92 H.Ayata
C 60 G.Glasgow	DE 94 A.Ansah
RG 79 C.Warford	OLB 54 D.Levy
RT 70 C.Robinson	MLB 59 T.Whitehead
WR 23 D.Ebron	CB 30 A.Jackson
WR 11 M.Jones	CB 23 D.Slay
WR 80 A.Boldin	CB 24 N.Watson
WR 9 W.Stafford	SS 32 J.Wilson
FS 34 Z.Zimmer	FS 27 G.Guinn

GREEN BAY SUBSTITUTIONS — K 2 M.Crosby, P 10 J.Schum, WR 11 T.Davis, RB 20 M.Dorant, CB 24 O.Rollins, S 23 M.Evans, RB 32 C.Michael, FB 40 J.Kertridge, LB 47 J.Ryan, LB 50 B.Martinez, LB 51 K.Fackell, LB 53 M.Perry, LB 58 J.Tripp, LB 61 B.Coodie, TE 67 D.Bachdy, TE 78 J.Spriggs, TE 82 R.Rodgers, WR 83 J.James, TE 84 J.Cook, DE 94 D.Lovvy, DE/LB 95 D.Jones, DT 97 K.Clark, **DID NOT PLAY** — QB 7 B.Hundley, DT 99 C.Ringo. **INACTIVES** — QB 6 J.Calathan, WR 18 R.Cobb, RB 28 J.Hawkins, RB 44 J.Starks, TE 68 K.Murphy, O/G 73 J.Treffer, LB 91 J.Elliott.

FIELD GOALS (made) (& missed)

Player	M/Prater	39W/L (54)	OT	Total
Green Bay Packers	1	2	3	4
Detroit Lions	0	10	7	17

GREEN BAY DEFENSIVE STATISTICS (official)

Qtr	Time	Play Description (Extra Point) (Drive Info)	UT	A	TEL	TI	Sck	QBH	FF	ER	Int	PD	Home
1	10:47	A.Ripkowski 7 yd. pass from A.Rodgers (M.Crosby kick) (8-71, 4:09)	2	1	1	3	0-0	0	0	0	0	0	0-0
2	5:00	Z.Zimmer 1 yd. run (M.Prater kick) (11-80, 5:47)	2	1	0	3	0-0	0	0	0	0	0	0-0
2	0:23	G.Tate 3 yd. pass from M.Stafford (M.Prater kick) (11-69, 2:08)	2	1	0	2	0-0	0	0	0	0	0	0-0
3	0:00	M.Crosby 53 yd. Field Goal (5-40, 0:23)	2	1	0	2	0-0	0	0	0	0	0	0-0
3	0:00	D.Adams 3 yd. pass from A.Rodgers (M.Crosby kick) (10-75, 5:37)	2	1	0	1	0-0	0	0	0	0	0	0-0
4	10:02	G.Allison 10 yd. pass from A.Rodgers (kick failed, wr) (10-81, 4:37)	2	1	0	1	0-0	0	0	0	0	0	0-0
4	7:42	M.Prater 54 yd. Field Goal (7-33, 2:20)	2	1	0	0	0-0	0	0	0	0	0	0-0
4	2:50	D.Adams 9 yd. pass from A.Rodgers (A.Rodgers-D.Adams pass) (11-75, 4:52)	2	1	0	0	0-0	0	0	0	0	0	0-0
4	0:13	A.Boldin 35 yd. pass from M.Stafford (M.Prater kick) (1-35, 0:09)	2	1	0	0	0-0	0	0	0	0	0	0-0
			UT	A	TEL	TI	Sck <td>QBH <td>FF <td>ER <td>Int <td>PD</td> <td>Home</td> </td></td></td></td>	QBH <td>FF <td>ER <td>Int <td>PD</td> <td>Home</td> </td></td></td>	FF <td>ER <td>Int <td>PD</td> <td>Home</td> </td></td>	ER <td>Int <td>PD</td> <td>Home</td> </td>	Int <td>PD</td> <td>Home</td>	PD	Home
J.Ryan	4	3	0	7	0-0	0	0	0	0	0	0	0	0-0
D.Randall	6	0	0	6	0-0	0	0	0	0	0	0	0	0-0
H.Chilton-Dix	5	1	0	6	0-0	0	0	0	0	0	0	0	0-0
K.Brice	5	0	0	5	0-0	0	0	0	0	0	0	0	0-0
M.Hyde	3	2	0	5	0-0	0	0	0	0	0	0	0	0-0
D.Jones	3	1	0	4	0-0	1	0	0	0	0	0	0	0-0
M.Daniels	3	0	0	3	0-0	0	0	0	0	0	0	0	0-0
L.Gunter	3	0	0	3	0-0	0	0	0	0	0	0	0	0-0
B.Martinez	3	0	2	3	1-5	0	0	0	0	0	0	0	0-0
M.Burnett	2	1	0	3	0-0	0	0	0	0	0	0	0	0-0
			Totals	46	10	4	56	2-15	4	0	0	0	1-0

GREEN BAY PACKERS

RUSHING	ATT	YDS	AVG	LG	TD
A.Ripkowski	9	61	6.8	15	0
T.Montgomery	8	44	5.5	11	0
G.Allison	10	42	4.2	13	0
A.Boldin	3	6	2.0	4	0
C.Michael	1	1	0.0	0	0
J.Kertridge	31	153	4.9	15	0
Total	69	307	4.5	15	0

DETROIT LIONS

RUSHING	ATT	YDS	AVG	LG	TD
Z.Zimmer	20	69	3.5	15	1
G.Tate	1	7	7.0	7	0
Total	21	76	3.6	15	1

PASSING

Player	Att	Cmp	Yds	SK/YD	TD	LG	Int	RT
A.Rodgers	39	27	300	1/5	4	39	0	126.0
Total	39	27	300	1/5	4	39	0	126.0

PASS RECEIVING

Player	No	Yds	AVG	LG	TD
G.Tate	6	66	11.0	20	0
D.Adams	6	31	5.2	9	2
A.Boldin	4	91	22.8	39	1
J.Cook	4	56	14.0	24	0
T.Montgomery	3	17	5.7	9	0
A.Ripkowski	2	15	7.5	8	1
R.Rodgers	1	14	14.0	14	0
C.Michael	1	10	10.0	10	0
Total	27	300	11.1	39	4

INTERCEPTIONS

Player	No	Yds	AVG	LG	TD
M.Hyde	1	0	0.0	0	0
Total	1	0	0.0	0	0

PUNTING

Player	No	Yds	AVG	NET	TB	IN20	LG
J.Schum	5	186	37.2	37.2	0	3	53
Total	5	186	37.2	37.2	0	3	53

PUNT RETURNS

Player	No	Yds	AVG	FC	LG	TD
M.Hyde	4	20	5.0	0	10	0
Returns	4	20	5.0	0	10	0

KICK RETURNS

Player	No	Yds	AVG	FC	LG	TD
A.Roberts	4	0	0.0	0	0	0
(Touchback)	0	0	0.0	0	0	0
Returns	4	0	0.0	0	0	0

FUMBLES

Player	Fum	Lost	Rec	Yds	TD	FF	Rec	Yds	TD	Bts	Out
Total	0	0	0	0	0	0	0	0	0	0	0

Player	Own	Opp	Out								
FUMBLES	Fum	Lost	Rec	Yds	TD	FF	Rec	Yds	TD	Bts	Out
Total	0	0	0	0	0	0	0	0	0	0	0

TOTAL FIRST DOWNS

Player	By Rushing	By Passing	By Penalty
Green Bay Packers	28	24	5
Detroit Lions	19	19	0

THIRD-DOWN EFFICIENCY

Player	7-13-54%	5-12-42%
Green Bay Packers	448	408
Detroit Lions	71	64

FOURTH-DOWN EFFICIENCY

Player	0-0-0%	0-0-0%
Green Bay Packers	64	64
Detroit Lions	6	6

TOTAL NET YARDS

Player	Total Offensive Plays	Average gain per offensive play
Green Bay Packers	71	6.3
Detroit Lions	76	4.9

NET YARDS RUSHING

Player	Total Rushing Plays	Average gain per rushing play
Green Bay Packers	31	3.1
Detroit Lions	21	3.6

NET YARDS PASSING

Player	Tackles for a loss-number and yards
Green Bay Packers	-1-3
Detroit Lions	2-4

PASS ATT-COMP-INT

Player	Average gain per pass play	Times thrown - Yards lost att.
Green Bay Packers	39-27-0	300
Detroit Lions	41-26-1	347

KICKOFFS Number-in Ez-Touchbacks

Player	Number	Average
Green Bay Packers	5-4-2	4-50.0
Detroit Lions	5-3-2	4-50.0

EXTRA POINTS Made-Attempts

Player	Attempts	Made	Percentage
Green Bay Packers	3	3	100%
Detroit Lions	4	3	75%

FIELD GOALS Made-Attempts

Player	Attempts	Made	Percentage
Green Bay Packers	1	1	100%
Detroit Lions	1	0	0%

RED-ZONE EFFICIENCY

Player	Percentage
Green Bay Packers	2-3-67%
Detroit Lions	2-2-100%

SAFETIES

Player	Number
Green Bay Packers	31
Detroit Lions	24

FINAL SCORE

Player	Score
Green Bay Packers	34-09
Detroit Lions	25-31

GREEN BAY 38, N.Y. GIANTS 13

Lambeau Field, Sunday, Jan. 8, 2017. Attendance: 77,549. Time: 3:17. Weather: 14° F. Humidity: 64 percent. Wind: S 7 mph



GREEN BAY, Wis. (AP)—Aaron Rodgers, master of the Hall of Fame pass, struck again in another big moment. Rodgers' overtime a slugging start and finished with four touchdown passes, including a momentum-swinging 42-yard heave to Randall Cobb at the end of the second quarter, to lead the Green Bay Packers to a 38-13 win Sunday over the New York Giants in an NFC Wild Card game. The Packers move on to face the Dallas Cowboys in the divisional round next week. Rodgers was 25 of 40 for 362 yards, continuing a remarkable run of quarterback play that helped the Packers win their final six games of the regular season to take the NFC North. Cobb finished with five receptions for 116 yards and three scores. For much of the first half, the Giants' defense frustrated the two-time NFL MVP. They got pressure on Rodgers and the secondary blanketed the Packers' talented receiving corps, and a few boos even rained down from the stands after New York built a 6-0 lead on two field goals by Blanka Gould. As it turned out, Rodgers was just getting started.

Green Bay scored two touchdowns in the final 2:20 of the second quarter, punctuated by another remarkable desperation pass by Rodgers. With the ball on the Giants' 42, Rodgers took the snap with six seconds left. He rolled to his right before heaving a throw from about the Packers' 47. Cobb somehow got behind three defensive backs near the back of the end zone to haul in the pass, getting both feet down before falling out of bounds. The Giants looked stunned, just like how the Detroit Lions and Arizona Cardinals looked last season after Rodgers pulled off similar feats. Rodgers and Cobb weren't done.

They connected again on a 30-yard touchdown pass late in the third quarter for a 21-13 lead. That score answered a Giants scoring drive that briefly cut the deficit to one. A Packers' defense ranked 21st in points allowed (24.3) coming into the game limited the production of Odell Beckham Jr., and the Giants' receiving corps in spite of a battered secondary. Beckham finished with four catches for 28 yards. Eli Manning was 23 of 44 for 299 yards, including the 41-yard touchdown pass to Tavarius King in the third quarter.

But the Giants were plagued by a series of drops by their receivers. Rodgers began dissecting the secondary after coach Mike McCarthy had his quarterback roll more outside the pocket, and the Packers started working the middle of the field. Cobb had a big night after missing the last two games of the regular season with an ankle injury. Davante Adams had eight receptions for 125 yards and a score. Top receiver Jordy Nelson was knocked out of the game with 11 minutes left in the second quarter with a rib injury.

OFFICIALS — Referee: Ed Hochuli (85); Umpire: Clay Martin (19); Head Linesman: Patrick Turner (13); Line Judge: Rusty Baynes (69); Side Judge: Laird Hayes (125); Field Judge: Jimmy Buchanan (86); Back Judge: Steve Patrick (17); Replay Official: Ernie Franz

STARTING LINEUPS

New York Giants		Green Bay Packers	
Offense	Defense	Offense	Defense
WR 13 Odell Beckham	LDE 78 R.Okara	WR 87 J.Nelson	NT 76 M.Gilgoin
LT 74 E.Flowers	LDL 98 D.Harrison	LT 69 D.Bachitari	DE 76 M.Daniels
LG 67 J.Pugh	RDT 99 J.Hankins	LG 65 L.Taylor	LOLB 56 J.Peppers
C 70 W.Richburg	RDE 54 O.Vernon	C 63 C.Linsley	ILB 47 J.Ryan
RG 77 J.Jerry	SLB 57 K.Robinson	RG 70 T.Lang	LB 50 B.Martinez
RT 73 M.Wenhouse	CB 24 E.Kaple	RT 75 B.Bulaga	ROLB 36 J.Gunter
TE 45 W.Tye	WLB 52 J.Castles	TE 89 J.Lock	TE 36 L.Ginter
RB 10 E.Manning	LCB 41 D.Rodgers-Cromartie	WR 18 R.Cobb	RCB 23 D.Randall
WR 87 S.Siepard	SS 21 L.Collins	WR 17 A.Adams	CB 33 M.Hyde
RB 28 P.Perkins	FS 25 L.Hall	RB 12 A.Rodgers	CB 42 M.Burnett
WR 80 V.Cruz	RCB 20 J.Jenkins	RB 88 T.Montgomery	FS 21 H.Chilton-Dix

GREEN BAY SUBSTITUTIONS — K 2 M.Crosby, P 10 J.Schum, FB 22 A.Ripkowski, S 25 M.Evans, CB 26 H.Waters, CB 28 J.Hankins, S 29 K.Brice, RB 32 C.Michael, FB 40 J.Kerfuge, LB 48 J.Thomas, LB 51 K.Krackel, LB 53 W.Perry, LB 58 J.Jimro, LS 61 B.Boode, T/6 67 D.Bardley, T 78 J.Spriggs, WR 81 G.Aldison, TE 82 R.Rodgers, WR 83 J.Jams, DE 94 D.Lowry, DE/LB 95 D.Jones, DT 97 K.Clark, **DID NOT PLAY** — CB 7 B.Hundley, CG 73 J.Treter, **INACTIVES** — QB 6 J.Catlahan, WR 11 T.Davis, CB 24 O.Rohins, RB 44 J.Starks, T 68 K.Murphy, LB 91 J.Elliott, DT 99 C.Ringo.

FIELD GOALS (made / missed)

Player	Attempts	Made	Missed
R.Gould	(26)	(40)	
Green Bay Packers	1	3	2
New York Giants	0	14	10

GREEN BAY DEFENSIVE STATISTICS (press box)

Player	Att	Yds	Sk	QBH	FF	Int	PD	OT	Total
J.Ryan	9	3	0	12	0	0	0	0	0-0
M.Hyde	6	1	1	7	0	0	0	0	0-0
M.Burnett	5	0	0	5	0	0	0	0	0-0
D.Randall	5	0	0	5	0	0	0	0	0-0
M.Walsh	4	0	0	4	0	0	0	0	0-0
J.Peppers	4	1	1	3	1	4	2	0	0-0
L.Guon	0	3	0	3	0	0	0	0	0-0
H.Chilton-Dix	2	0	0	2	0	0	0	0	0-0
Totals	39	11	2	50	2	2	4	3	1-17

New York Giants										
RUSHING	ATT	YDS	AVG	LG	TD	PASSING	ATT	YDS	SK/YD	TD
P.Perkins	10	30	3.0	14	0	E.Manning	44	23	299	2/4
R.Jennings	5	29	5.8	11	0	A.Rodgers	40	25	362	5/31
E.Manning	1	11	11.0	11	0	Total	44	23	299	2/4
B.Ryan	1	0	0.0	0	0					
Total	17	70	4.1	14	0					

Green Bay Packers										
RUSHING	ATT	YDS	AVG	LG	TD	PASSING	ATT	YDS	SK/YD	TD
C.Michael	10	47	4.7	10	0	A.Rodgers	40	25	362	5/31
T.Montgomery	11	27	2.5	9	0	Total	40	25	362	5/31
A.Ripkowski	2	1	0.5	11	1					
A.Rodgers	2	0	0.0	0	0					
Total	25	75	3.0	10	1					

New York Giants										
PASS RECEIVING	NO	YDS	AVG	LG	TD	INTERCEPTIONS	NO	YDS	AVG	LG
W.Tye	4	66	16.5	51	0	Total	0	0	0.0	0
S.Shepard	4	63	15.8	26	0					
O.Beckham	4	28	7.0	11	1					
T.King	3	73	24.3	41	1					
V.Cruz	3	30	10.0	17	0					
P.Perkins	3	27	9.0	17	0					
B.Ryan	1	8	8.0	8	0					
R.Jennings	1	4	4.0	4	0					
Total	23	299	13.0	51	1					

Green Bay Packers										
PASS RECEIVING	NO	YDS	AVG	LG	TD	INTERCEPTIONS	NO	YDS	AVG	LG
D.Adams	5	125	15.6	31	1	Total	25	362	14.5	42
R.Cobb	8	116	23.2	42	1					
J.Cook	5	48	9.6	16	0					
T.Montgomery	3	41	13.7	34	0					
A.Ripkowski	2	11	5.5	5	0					
J.Nelson	1	13	13.0	13	0					
G.Allison	1	8	8.0	8	0					
Total	25	362	14.5	42	4					

New York Giants										
PUNTING	NO	YDS	AVG	NET	TB	INT	NO	YDS	AVG	NET
B.Wing	8	312	39.0	32.8	0	2	Total	8	312	39.0
Total	8	312	39.0	32.8	0	2				

Green Bay Packers										
PUNTING	NO	YDS	AVG	NET	TB	INT	NO	YDS	AVG	NET
J.Schum	6	251	41.8	41.2	0	3	Total	6	251	41.8
Total	6	251	41.8	41.2	0	3				

New York Giants										
PUNT RETURNS	NO	YDS	AVG	FC	LG	TD	PUNT RETURNS	NO	YDS	AVG
D.Harris	3	4	1.3	0	3	0	M.Hyde	3	50	10.0
D.Harris (ground)	2	2	1.0	0	0	0	Returns	5	50	10.0
Returns	3	3	1.3	1	3	0	Total	5	50	10.0

New York Giants										
KICK RETURNS	NO	YDS	AVG	FC	LG	TD	KICK RETURNS	NO	YDS	AVG
D.Harris	2	35	27.5	0	31	0	C.Michael	3	77	25.7
O.Beckham	2	46	23.0	0	24	0	Returns	4	108	27.0
B.Ryan	1	0	0.0	0	0	0	Total	4	108	27.0
(funky)	1	1	1.0	0	0	0				
Returns	5	103	20.6	0	31	0				

Green Bay Packers										
FUMBLES	Fum	Lost	Rec	Yds	TD	FF	Rec	Yds	TD	Out
E.Manning	1	1	0	0	0	0	0	0	0	0
Total	1	1	0	0	0	0	0	0	0	0

Green Bay Packers										
FUMBLES	Fum	Lost	Rec	Yds	TD	FF	Rec	Yds	TD	Out
C.Matthews	0	0	0	0	0	1	1	0	0	0
Total	0	0	0	0	0	1	1	0	0	0

New York Giants										
TOTAL FIRST DOWNS	By Rushing	By Passing	By Penalty	THIRD-DOWN EFFICIENCY	FOURTH-DOWN EFFICIENCY	TOTAL NET YARDS	Total Offensive Plays	Average gain per offensive play	NET YARDS RUSHING	Total Rushing Plays
15	12	3	0	5-16-31%	1-1-100%	365	63	5.8	70	17
23	17	5	1	5-14-36%	1-2-50%	406	70	5.8	75	25

Green Bay Packers										
TOTAL FIRST DOWNS	By Rushing	By Passing	By Penalty	THIRD-DOWN EFFICIENCY	FOURTH-DOWN EFFICIENCY	TOTAL NET YARDS	Total Offensive Plays	Average gain per offensive play	NET YARDS RUSHING	Total Rushing Plays
15	12	3	0	5-16-31%	1-1-100%	365	63	5.8	70	17
23	17	5	1	5-14-36%	1-2-50%	406	70	5.8	75	25

New York Giants									
NET YARDS PASSING	Times Thrown	Yards Lost	to pass	Gross Yards Passing	PASS ATT-COMP-INT	Average gain per pass play	KICKOFFS Number-In Ez-Touchbacks	PUNTS Number and Average	Had Blocked
1-2	2-4	2-4	299	44-23-1	6.4	4-0-0	8-39.0	0	
1-1	5-31	3-1	362	40-25-0	7.4	6-2-1	6-41.8	0	

Green Bay Packers									
NET YARDS PASSING	Times Thrown	Yards Lost	to pass	Gross Yards Passing	PASS ATT-COMP-INT	Average gain per pass play	KICKOFFS Number-In Ez-Touchbacks	PUNTS Number and Average	Had Blocked
1-2	2-4	2-4	299	44-23-1	6.4	4-0-0	8-39.0	0	
1-1	5-31	3-1	362	40-25-0	7.4	6-2-1	6-41.8	0	

New York Giants									
EGS - PATS had blocked	Net Punting Average	TOTAL RETURN YARDS (not inc. kickoffs)	No. and Yards Punt Returns	No. and Yards Kickoff Returns	PEALTIES Number and Yards	FUMBLES Number and Lost	TOUCHDOWNS	Rushing	Passing
0-0	32.8	4	3-4	4-108	3-42	1-1	1	1	1
0-0	128	4	5-50	1-78	2-20	0-0	5	4	4

Green Bay Packers									
EGS - PATS had blocked	Net Punting Average	TOTAL RETURN YARDS (not inc. kickoffs)	No. and Yards Punt Returns	No. and Yards Kickoff Returns	PEALTIES Number and Yards	FUMBLES Number and Lost	TOUCHDOWNS	Rushing	Passing
0-0	41.2	4	3-4	4-108	3-42	1-1	1	1	1
0-0	128	4	5-50	1-78	2-20	0-0	5	4	4

New York Giants									
FIELD GOALS Made-Attempts	RED-ZONE EFFICIENCY	GOAL-TO-GO EFFICIENCY	SAFETIES	FINAL SCORE	TIME OF POSSESSION				
1-1	0-2-0%	3-4-75%	0	38	34:31				
2-2	0-0-0%	2-2-100%	0	13	25:29				

Green Bay Packers									
FIELD GOALS Made-Attempts	RED-ZONE EFFICIENCY	GOAL-TO-GO EFFICIENCY	SAFETIES	FINAL SCORE	TIME OF POSSESSION				
1-1	0-2-0%	3-4-75%	0	38	34:31				
2-2	0-0-0%	2-2-100%	0	13	25:29				



2016 UPDATED BIOGRAPHIES

THROUGH NFC WILD CARD

17 Davante Adams, WR, 3rd Year, Fresno State

• With 88 catches in 2014-15, joined WRs Randall Cobb (105 in 2011-12) and Greg Jennings (98 in 2006-07) as the only Packers over the last 25 seasons to register 85-plus receptions in their first two seasons in the league.

• Caught 50 passes for 483 yards (9.7 avg.) and a TD last season despite missing three games due to an ankle injury.

• Played in all 16 games with 11 starts as a rookie in 2014, hauling in 38 receptions for 446 yards (11.7 avg.) and three TDs.

• Set franchise postseason single-game records for the most catches and receiving yards by a rookie when he posted seven grabs for 117 yards (16.7 avg.) and a TD in a 2014 NFC Divisional playoff victory vs. Dallas.

2016 SEASON: Played in all 16 games with 15 starts and posted career highs with 75 catches for 997 yards (13.3 avg.) and 12 TDs...Was named an alternate for the Pro Bowl...Was tied for No. 2 in the NFL in TD catches and joined WR Jordy Nelson (14) as only the second teammate duo in franchise history with 12-plus TD catches each (Nelson and Randall Cobb, 2014)...Recorded at least one TD grab in nine games this season, tied for No. 2 in the NFL behind only Nelson (11)...Registered a career-high four 100-yard receiving games and a career-best 10 catches of 25-plus yards (tied for team lead with Nelson)...Was tied for the league lead with three multi-receiving TD games...Posted two games this season with both 100-plus receiving yards and two TD catches, tied with Nelson, Buccaneers WR Mike Evans and Saints WR Brandin Cooks for the league lead...Posted nine TD receptions since Week 9, tied with Nelson for the NFL lead over that span.

►**At Jacksonville (Sept. 11):** Started as the team opened with three WRs and finished with three catches for 50 yards (16.7 avg.), highlighted by his 29-yard TD catch with 13 seconds in the first half that gave the Packers a 21-17 lead that they would not relinquish...With CB Davon House on his back, made a diving grab in the end zone for the longest TD catch of his career in the regular season as QB Aaron Rodgers fought off a sack attempt from CB Jalen Ramsey.

►**At Minnesota (Sept. 18):** Started as the third WR and played 54 snaps, finishing with three catches for 26 yards (8.7 avg.)...On a third down midway through the first quarter, drew a 40-yard pass-interference penalty on Vikings CB Terence Newman that gave Green Bay the ball at the Minnesota 5 to help set up a 1-yard TD pass from Rodgers to WR Jordy Nelson.

►**Vs. Detroit (Sept. 25):** Caught two passes for 23 yards (11.5 avg.) in 25 snaps of action, highlighted by a 14-yard TD grab on Green Bay's opening drive...Beat CB Quandre Diggs on a slant and then shook off a tackle attempt near the goal line from S Glover Quin to get into the end zone...Also had a 9-yard catch late in the game that helped the Packers clinch the win and run out the clock.

►**Vs. N.Y. Giants (Oct. 9):** Started as the third WR and posted a season-high five receptions for a season-best 85 yards (17.0 avg.) and a TD...His 17.0-yard receiving average was his second-best single-game mark (min. three rec.) behind only his six-catch, 121-yard effort (20.2 avg.) vs. New England on Nov. 30, 2014...Caught a 29-yard TD pass midway through the second quarter, matching the longest TD reception of his career...Beat CB Michael Hunter down the right sideline and hauled in the pass from Rodgers near the 10-yard line, keeping his feet in bounds for the final few yards as he extended the ball past the pylon.

►**Vs. Dallas (Oct. 16):** Started as the third WR and had two receptions for 34 yards (17.0 avg.)...Left the game to be evaluated for a concussion after absorbing a big hit on his 12-yard catch on a third-and-11 in the third quarter, and did not return.

►**Vs. Chicago (Oct. 20):** Started as the third WR and posted career highs in receptions (13), receiving yards (132) and TD catches (two), with his catch total tying the second-best mark in franchise history behind only Don Hutson's 14-catch game at the N.Y. Giants on Nov. 22, 1942...Set a team record for the most catches in a game at Lambeau Field...Along with WRs Randall Cobb (11) and Ty Montgomery (10), became only the second trio in NFL history to all record 10-plus catches in the same game...Made a leaping 5-yard TD grab on third down over CB De'Vante Busby in the third

quarter, giving Green Bay a 13-10 lead it would not relinquish...On the first play of the fourth quarter, found himself wide open on a slant for a 4-yard TD...Was named NFC Offensive Player of the Week for his performance, his first time winning the award as he joined Greg Jennings as the only Green Bay WRs to earn the honor over the past 15 seasons.

►**At Atlanta (Oct. 30):** Started and played 58 of 62 snaps, leading the team with 12 catches for 74 yards (6.2 avg.) to become the first player in team history to register 12-plus receptions in back-to-back games...His 25 receptions in Weeks 7-8 set a franchise record for the most combined catches over a two-game span...Now holds two of the top six single-game catch totals in franchise history, joining Hutson as the only players in team annals to do so...Came out of the backfield to catch a swing pass from Rodgers for a 22-yard gain late in the first quarter, making S Keanu Neal miss as he took it down the sideline to the Atlanta 24.

►**Vs. Indianapolis (Nov. 6):** Started and had four receptions for 41 yards (10.3 avg.) and a TD...Had a 40-yard catch in the fourth quarter, getting open near the right sideline against CB Rashaan Melvin and then making Melvin miss to pick up extra yardage down to the Indianapolis 13...Three plays later, caught a slant for a 2-yard TD against CB Patrick Robinson.

►**At Tennessee (Nov. 13):** Started and played 74 of 78 snaps, finishing with a career-high 156 yards receiving on six catches (26.0 avg.)...Marked the highest receiving-yardage total by a Green Bay player since Nelson recorded 209 yards vs. the N.Y. Jets on Sept. 14, 2014...Had three receptions of 35-plus yards (46, 38, 35), becoming the first Packer to do so since STATS began charting catches of 25-plus yards in 1991...On his season-long 46-yard grab, was matched up on the outside with CB Perrish Cox in the second quarter and caught a back-shoulder throw from Rodgers before taking it down the middle of the field to the Tennessee 39...Later in the quarter, beat CB Brice McCain to find room in the middle of the field for a 38-yard catch-and run to the Tennessee 19 that set up Rodgers' 13-yard TD pass to RB James Starks two plays later...Early in the third quarter on a fourth down, beat CB Jason McCourty down the sideline, laying out to make a 35-yard catch to the Tennessee 22, a reception that helped set up Rodgers' 20-yard TD run two plays later.

►**At Washington (Nov. 20):** Started and played 67 of 70 snaps, hauling in three catches for 42 yards (14.0 avg.), highlighted by a 37-yard reception late in the fourth quarter...Found an opening over the middle to make the grab near the Green Bay 27 before taking it down the sideline to the Washington 46.

►**At Philadelphia (Nov. 28):** Started and played 64 snaps, leading the team with 113 receiving yards and two TDs on five receptions (22.6 avg.), his third 100-yard receiving outing in the past six games...The two TD catches matched his career high...On Green Bay's opening drive, beat CB Leodis McKelvin on a slant and then broke a tackle attempt by S Rodney McLeod near the goal line for a 7-yard TD grab...Scored again on the Packers' next series, sliding in the back of the end zone to make a diving 20-yard TD catch with CB Nolan Carroll in tight coverage...In the third quarter, made an inside move to beat McKelvin off the line and create separation on his way to making a 50-yard over-the-shoulder catch to the Philadelphia 22, the longest reception of his career...Early in the fourth quarter, beat Carroll on a slant, breaking several tackles on his way to a 23-yard gain to the Philadelphia 3 to help set up FB Aaron Ripkowski's 1-yard TD run.

►**Vs. Houston (Dec. 4):** Started and appeared on 49 plays, posting a 17-yard reception to the Houston 47 on the first play of the fourth quarter on Green Bay's go-ahead drive...Came back toward Rodgers to make a sideline catch against CB Kareem Jackson.

►**Vs. Seattle (Dec. 11):** Started and played 53 snaps, leading the team with 104 receiving yards and a TD on four catches (26.0 avg.)...It marked his second game of the season with four-plus receptions and a 25.0-plus yard receiving average as he became one of only two players in the NFL to do so this season (Patriots WR Chris Hogan)...On Green Bay's third play from scrimmage, a third-and-1 from its own 34, ran an out-and-up and beat CB Jeremy Lane down the sideline, hauling in the pass from Rodgers near the Seattle 35 and taking it the rest of the way for the score...It was the

longest catch of his career and the longest play for the Packers on the season...Late in the first half, beat DB DeShawn Sheard off the line as Rodgers lofted a pass to him him down the sideline for a 26-yard gain...Had a key downfield block on CB Richard Sherman on WR Jeff Janis' 19-yard TD run in the fourth quarter.

►**At Chicago (Dec. 18):** Started and played 60 of 61 snaps, finishing with two receptions for 25 yards (12.5 avg.)...Made a 19-yard catch on a TD drive in the third quarter, coming back to haul in the pass from Rodgers near the sideline, spinning away from CB Cre'Von LeBlanc for extra yardage.

►**Vs. Minnesota (Dec. 24):** Started and played 55 of 59 snaps, hauling in four passes for 44 yards (11.0 avg.) and a TD...The TD was his 10th of the season, making him and Nelson (14) just the second duo in franchise history to both register 10-plus TD catches in the same season (Nelson and Cobb in 2014)...On a third-and-4 late in the first quarter, made a back-shoulder catch near the goal line against CB Trae Waynes and took it in for the 20-yard TD.

►**At Detroit (Jan. 1):** Started and played 70 of 75 snaps, leading the team with two TD catches as he finished with six receptions for 31 yards (5.2 avg.)...Early in the third quarter, gave the Packers a 17-14 lead that they would not relinquish with a 3-yard TD grab over the middle, freeing himself from S Don Carey in the slot for the score...With 2:50 remaining in the game, made a leaping grab over CB Nevin Lawson for a 9-yard TD that gave the Packers a 31-17 lead.

►**Vs. N.Y. Giants (NFC Wild Card, Jan. 8):** Started and played 70 of 71 snaps, leading the team with eight catches for 125 yards (15.6 avg.) and a TD, with both the reception and yardage totals marking career highs for him in the playoffs...His eight catches tied the fourth-best single-game mark in team playoff history behind three players with nine...With the Packers trailing 6-0 late in the first half, beat CB Eli Apple down the right sideline for a 31-yard catch down to the New York 7...Two plays later, made a 5-yard TD catch with CB Coty Sensabaugh covering him closely in the end zone, freeing himself to find a small window to make the catch from a scrambling Rodgers...Posted a 20-yard reception in the third quarter, beating CB Trevin Wade on a slant as he took it down the middle of the field to the New York 30...On the next series, freed himself from CB Janoris Jenkins at the line, coming across the middle of the field to haul in a pass from Rodgers as he rolled out to his left, picking up 23 yards to the New York 14.

81 Geronimo Allison, WR, Rookie, Illinois

• Was signed by Green Bay as an undrafted free agent on May 6, 2016, and was released in the final roster reduction at the end of the preseason.
• Caught six passes for 119 yards (19.8 avg.) in the preseason, highlighted by a 51-yard grab.

• Played two seasons at Illinois after starting his career at Iowa Western Community College, finishing with 106 receptions for 1,480 yards (14.0 avg.) and eight TDs with the Fighting Illini.

2016 SEASON: Played in 10 games with two starts and had 12 catches for 202 yards (16.8 avg.) and two TDs...Was signed to the 53-man roster from the practice squad on Oct. 24...Spent the first six games on Green Bay's practice squad.

►**At Atlanta (Oct. 30):** Made his NFL debut, catching two passes for 21 yards (10.5 avg.) and a TD in 19 snaps of action...Scored a TD on his first career catch, hauling in a 4-yard pass from QB Aaron Rodgers early in the second quarter to put the Packers up, 14-10...Made a move to separate himself from S Ricardo Allen as Rodgers stepped up in the pocket and found him for the score...Became the first Packer since TE Ryan Taylor (Dec. 11, 2011) to register a TD on his first career reception...Teamed up with WR Trevor Davis as they became the first Green Bay rookie duo to both catch a TD pass in the same game since Joe Johnson and Max McGee on Dec. 12, 1954, at the Los Angeles Rams.

►**Vs. Indianapolis (Nov. 6):** Appeared on seven plays on offense.

►**At Tennessee (Nov. 13):** Played 18 snaps and had a 17-yard catch.

►**At Washington (Nov. 20):** Appeared on 11 plays on offense and two on special teams.

►**At Philadelphia (Nov. 28):** Played five snaps on offense.

►**Vs. Houston (Dec. 4):** Appeared on five plays on offense and one on

special teams.

►**Vs. Seattle (Dec. 11):** Played 13 snaps on offense.

►**At Chicago (Dec. 18):** Had a 7-yard catch in three snaps of action on offense.

►**Vs. Minnesota (Dec. 24):** Started for the first time as a pro, opening as the third WR and playing a career-high 43 snaps...Registered a career-high four receptions for 66 yards (16.5 avg.), with all four of the catches going for first downs...Late in the first half, came out of the slot and found an opening to make a career-long 32-yard catch down the right sideline to the Minnesota 22, helping to set up Rodgers' 6-yard TD four plays later that gave the Packers a 28-13 lead at the break...Late in the third quarter, made a diving 11-yard grab with S Harrison Smith covering him to convert a third-and-10...Three plays later, came back on the ball to make an 8-yard grab against CB Xavier Rhodes on third-and-4 to pick up another first down, helping to set up a 48-yard FG from K Mason Crosby that gave Green Bay a 31-13 lead early in the fourth quarter.

►**At Detroit (Jan. 1):** Started as the third WR for the second straight game and played 61 snaps, matching his career high with four catches for a career-best and team-leading 91 yards (22.8 avg.) and a TD...Late in the first half, fought off a jam from S Don Carey and then made an out-and-up move to free himself from S Glover Quin as he made a career-long 39-yard grab near the sideline to the Detroit 41 and then got out of bounds to stop the clock...The catch helped set up K Mason Crosby's 53-yard FG as time expired to narrow Detroit's lead to 14-10 at the break...Early in the fourth quarter, beat CB Crezdon Butler down the left sideline on an out-and-up move for a 31-yard gain to the Detroit 44...Capped that drive off with a 10-yard TD catch on third down, freeing himself from LB Tahir Whitehead in the back of the end zone to make a diving catch from Rodgers.

►**Vs. N.Y. Giants (NFC Wild Card, Jan. 8):** Appeared on 41 plays and posted an 8-yard catch.

69 David Bakhtiari, T, 4th Year, Colorado

• Has started all 62 games he has played in at left tackle for the Packers in his first four seasons in the NFL.

• In 2013, became the first rookie to start every game at LT for Green Bay since the league went to a 16-game schedule in 1978.

• By starting at San Francisco in the 2013 season opener, he became just the fourth Green Bay rookie to start at LT in Week 1 since the 1970 AFL-NFL merger and the first since Ken Ruettggers in 1985.

2016 SEASON: Started all 16 games at LT for the third time in his career...Was named second-team All-Pro at LT by *The Associated Press*...Was named a first alternate for the Pro Bowl, the second time in his career he was selected as an alternate (2014)...Part of a line that helped the Packers rank in the top 10 in the NFL in scoring (No. 4, 27.0), yards per game (No. 8, 368.8), passing yards per game (No. 7, 262.4), yards per carry (No. 7, 4.55), third-down conversions (No. 2, 46.7), first downs (No. 7, 349), time of possession (No. 5, 31:14) and giveaways (t-No. 8, 17).

►**At Jacksonville (Sept. 11):** Started at LT and played all 64 snaps...Helped protect QB Aaron Rodgers as he was sacked just one time on the afternoon and as he threw for 199 yards and two TDs on 20-of-34 passing with a rushing TD.

►**At Minnesota (Sept. 18):** Started at LT and played all 71 snaps.

►**Vs. Detroit (Sept. 25):** Started at LT and played all 54 snaps, helping to clear the way for RB Eddie Lacy's season-high 103 yards rushing on just 17 carries (6.1 avg.)...Also protected Rodgers as he threw a season-high four TD passes, with all of them coming in the first half.

►**Vs. N.Y. Giants (Oct. 9):** Started at LT and played all 80 snaps, helping the offense record season bests for total yards (406), rushing yards (147) and time of possession (36:38)...Part of a line that did not allow a sack of Rodgers and helped clear the way for Lacy's 81 rushing yards on just 11 carries (7.4 avg.).

►**Vs. Dallas (Oct. 16):** Started at LT and played all 70 snaps, helping the offense post season highs for total first downs (24) and passing first downs (17)...Protected Rodgers as he completed 31 of 42 passes for 294 yards and a TD with one INT and was sacked just once on the afternoon.

►**Vs. Chicago (Oct. 20):** Started at LT and appeared on all 87 plays, helping the offense record 406 total yards (tied for the season high) and a 39:36 time of possession, the best mark by Green Bay since Oct. 27, 2013,

at Minnesota (40:54)...Protected Rodgers as he completed a franchise-record 39 passes, including 10-plus passes to three different players (WRs Davante Adams, Randall Cobb and Ty Montgomery), only the second time in NFL history (New England Patriots, Nov. 13, 1994) that a team has accomplished that feat in a game.

►**At Atlanta (Oct. 30):** Started at LT and played all 62 snaps, helping protect Rodgers as he threw for 246 yards and four TDs on 28-of-38 passing...Helped the offense rack up 108 rushing yards on 19 carries (5.7 avg.).

►**Vs. Indianapolis (Nov. 6):** Started at LT and played all 69 snaps, helping the offense register 405 total yards...Protected Rodgers as he threw for 297 yards and three TDs on 26-of-43 passing, his third straight game with three-plus TD passes.

►**At Tennessee (Nov. 13):** Started at LT and played 54 snaps, departing the game late in the third quarter with a knee injury...Helped the offense record 402 total yards, the third 400-yard outing in the last four games, including a season-high 371 passing yards from Rodgers.

►**At Washington (Nov. 20):** Started at LT and played 66 of 70 snaps, coming out of the game for the final four snaps (coach's decision) with the Packers trailing, 42-24...Helped protect Rodgers as he threw for 351 yards and three TDs on 26-of-41 passing, only the third time in his career that he posted back-to-back 350-yard passing games (2009, 2011)...Part of an offense that posted a season-high 424 total yards, its third straight game with 400-plus yards, only the second time the Packers have done so in the last seven seasons (Weeks 8, 10-11 in 2014).

►**At Philadelphia (Nov. 28):** Started at LT and played all 71 snaps, protecting Rodgers as the line didn't allow a sack and provided time for him to complete 30 of 39 passes for 313 yards and two TDs for a 116.7 passer rating...The zero-sack game came against an Eagles defense that entered the contest ranked No. 7 in the league in sacks with 26...Helped the offense register its fourth straight game with 385-plus yards (387), the longest single-season streak by the Packers since 2013 (Weeks 1-5)...Part of an offense that converted 10 of 14 third downs, a 71.4 conversion rate that is the best by an NFL team this season and the best by Green Bay since at Minnesota on Oct. 27, 2013 (13 of 18, 72.2 percent).

►**Vs. Houston (Dec. 4):** Started at LT and played all 58 snaps as part of a line that allowed just one sack of Rodgers on the afternoon...Helped give Rodgers time to complete 20 of 30 passes for 209 yards and two TDs with no INTs for a 108.9 rating, his third straight game with a 100-plus rating.

►**Vs. Seattle (Dec. 11):** Started at LT and played all 59 snaps, helping to protect Rodgers as he completed 18 of 23 passes for 246 yards and three TDs with no INTs for a 150.8 passer rating, the fourth-highest rating of his career...Part of a line that allowed just one sack, the third straight game with either one or zero sacks allowed, Green Bay's longest streak since a four-game stretch to end the 2014 season.

►**At Chicago (Dec. 18):** Started at LT and played all 61 snaps, helping the offense rack up 226 yards rushing and three TDs on just 23 carries (9.8 avg.)...The average of 9.8 yards per carry was the best in franchise history (since 1940) in games with 20-plus attempts, topping the previous high of 9.2 yards per carry at Washington on Oct. 10, 2010 (17 carries for 157 yards)...The average per carry was also the second-best mark by an NFL team since the 1970 AFL-NFL merger among teams with 20-plus attempts behind only the 11.0-yard average posted by the Cincinnati Bengals (37-407) vs. Denver on Oct. 22, 2000...Helped clear holes for RB Ty Montgomery to rush for a career-high 162 yards and two TDs on 16 attempts (10.1 avg.), the best yardage output by a Green Bay player since Samkon Gado's 171-yard outing vs. Detroit on Dec. 11, 2005.

►**Vs. Minnesota (Dec. 24):** Started at LT and played 56 of 59 snaps, resting for the final three (coach's decision)...Helped protect Rodgers (28 of 38, 347 yards, four TDs, 136.6 rating) as he became the first QB to throw for 300-plus yards against the Vikings this season.

►**At Detroit (Jan. 1):** Started at LT and played all 75 snaps, helping the offense rack up 448 yards and 28 first downs with no giveaways (tied the franchise record set in 2014)...Helped the Packers register their fourth straight 30-point game, tied for the second-longest single-season streak in team history...Protected Rodgers as he was sacked just once on the evening and threw for 300 yards and four TDs on 27-of-39 passing with no INTs, his team-record seventh straight game without an INT...Helped clear holes for Green Bay's 153 yards rushing on 31 carries (4.9 avg.),

the second-highest yardage output on the ground by the Packers on the season, with three players rushing for 40-plus yards.

►**Vs. N.Y. Giants (NFC Wild Card, Jan. 8):** Started at LT and played all 71 snaps, helping to protect Rodgers as he completed 25 of 40 passes for 362 yards and four TDs with no INTs for a 125.2 rating...Helped the offense post its fifth straight game with 30-plus points, the longest streak by the Packers (including playoffs) since a seven-game streak in 1963...Also part of an offense that did not turn the ball over for the fifth straight game, the longest streak in team annals (including playoffs).

67 Don Barclay, T/G, 5th Year, West Virginia

• Played in all 16 games last season with five starts, opening four contests at right tackle (Weeks 2-4, 13) and one at left tackle (Week 16).

• Missed the entire 2014 campaign after sustaining a season-ending knee injury in practice early in training camp.

• Started a career-high 14 games at RT in 2013.

2016 SEASON: Played in all 16 games with one start, seeing time on offense and special teams (extra points and field goals).

►**At Jacksonville (Sept. 11):** Played five snaps on special teams.

►**At Minnesota (Sept. 18):** Came in at RG for one play midway through the third quarter when starting G T.J. Lang's shoe came off...Also played two snaps on special teams.

►**Vs. Detroit (Sept. 25):** Appeared on six plays on special teams.

►**Vs. N.Y. Giants (Oct. 9):** Played five snaps on special teams.

►**Vs. Dallas (Oct. 16):** Appeared on one play on offense, lining up as an extra blocker in the backfield on a first-quarter third-and-1 play...Also played four snaps on special teams.

►**Vs. Chicago (Oct. 20):** Played a season-high 16 snaps on offense, taking over at RG for the first two series of the second half when Lang was sidelined with a hip injury.

►**At Atlanta (Oct. 30):** Appeared on three plays at RG for Lang in the fourth quarter when he was briefly sidelined.

►**Vs. Indianapolis (Nov. 6):** Played five snaps on special teams.

►**At Tennessee (Nov. 13):** Played 74 of 78 snaps at RG, taking over for an injured Lang (foot) on the second play of the second series...Helped the offense register 402 total yards.

►**At Washington (Nov. 20):** Started at RG for the first time in his career, opening in place of an injured Lang (foot)...Played 39 snaps, but did not see any time in the second half due to a shoulder that he had injured during pregame warmups.

►**At Philadelphia (Nov. 28):** Was active despite dealing with a shoulder injury, appearing on five plays on special teams.

►**Vs. Houston (Dec. 4):** Played three snaps on special teams (extra points).

►**Vs. Seattle (Dec. 11):** Appeared on two plays at RG in place of Lang on the final series...Also played seven snaps on special teams.

►**At Chicago (Dec. 18):** Played three snaps on offense and six on special teams, taking one snap at center in the first half for Corey Linsley (equipment issue) and the final two offensive snaps at LG in place of an injured Lane Taylor.

►**Vs. Minnesota (Dec. 24):** Played the final three snaps at RT in place of an injured Bryan Bulaga with Jason Spriggs moving to LT.

►**At Detroit (Jan. 1):** Played the final three snaps at RT with Bulaga and T Jason Spriggs both sidelined.

►**Vs. N.Y. Giants (NFC Wild Card, Jan. 8):** Appeared on 10 plays on special teams.

29 Kentrell Brice, S, Rookie, Louisiana Tech

• Was one of five rookie free agents to make Green Bay's Week 1 roster.

• Started 33 of 49 games played at Louisiana Tech, recording 210 tackles (154 solo), including 10 tackles for a loss, five sacks, three interceptions, four forced fumbles, a fumble recovery and 13 pass breakups.

• Enjoyed a career year as a junior in 2014 when he started all 14 games and registered career highs in tackles (86), solo tackles (65), sacks (four) and forced fumbles (four).

2016 SEASON: Played in all 16 games with one start, seeing time on defense and special teams...Registered 15 tackles (all solo), a fumble recovery and a pass defended on defense and eight tackles on special

teams (No. 4 on the team).

► **At Jacksonville (Sept. 11):** Played 18 snaps on special teams and nine on defense in his NFL debut.

► **At Minnesota (Sept. 18):** Appeared on a team-high 20 plays on special teams and also played nine snaps on defense.

► **Vs. Detroit (Sept. 25):** Played a team-high 23 snaps on special teams and also saw 12 plays of action on defense...Posted the first tackle of his NFL career, drilling WR Golden Tate after a 10-yard completion in the second quarter...Also recorded a tackle on special teams.

► **Vs. N.Y. Giants (Oct. 9):** Appeared on 21 plays on special teams, tied for the team lead, and posted a tackle...Also saw 15 snaps on defense.

► **Vs. Dallas (Oct. 16):** Played 11 snaps on defense and 15 on special teams.

► **Vs. Chicago (Oct. 20):** Appeared on 13 plays on defense and 16 on special teams...Posted a tackle on special teams.

► **At Atlanta (Oct. 30):** Played 16 snaps on defense and registered a solo tackle...Also appeared on 17 plays on special teams.

► **Vs. Indianapolis (Nov. 6):** Registered a solo tackle on defense in 24 snaps of work and added a tackle on special teams.

► **At Tennessee (Nov. 13):** Played 21 snaps on defense and 22 on special teams...Registered a solo tackle and his first career pass defended...Came over to break up QB Marcus Mariota's deep pass down the middle intended for TE Delanie Walker on third down late in the first half to force a Tennessee punt...Added a tackle on special teams.

► **At Washington (Nov. 20):** Appeared on 17 plays on defense and 17 on special teams...Registered three tackles on defense (all solo)...Sustained a back injury late in the fourth quarter and did not return.

► **At Philadelphia (Nov. 28):** Played 14 snaps on special teams.

► **Vs. Houston (Dec. 4):** Appeared on 16 plays on special teams and recorded a tackle.

► **Vs. Seattle (Dec. 11):** Played 17 snaps on defense and 16 on special teams...Late in the fourth quarter, posted the first fumble recovery of his career, diving on a RB Alex Collins fumble at the Green Bay 33 that was forced by DT Christian Ringo...Also posted one solo tackle on defense and a tackle on special teams.

► **At Chicago (Dec. 18):** Played five snaps on defense and 18 on special teams...Made a key tackle late in the game with the Packers leading, 27-24, and the Bears facing a second-and-goal from the 4...Came up to bring down RB Jordan Howard for no gain as the Bears were forced to settle for a tying FG two plays later.

► **Vs. Minnesota (Dec. 24):** Appeared on a career-high 43 defensive plays...Posted a solo tackle on defense and added a tackle on special teams.

► **At Detroit (Jan. 1):** Started his first NFL game with Morgan Burnett sliding to ILB...Played 49 snaps and posted a career-high five tackles (all solo).

► **Vs. N.Y. Giants (NFC Wild Card, Jan. 8):** Played 23 snaps on defense and 24 on special teams...Registered a solo tackle on defense and a tackle on special teams.

75 Bryan Bulaga, T, 7th Year, Iowa

• Opened all 12 games he appeared in at RT last season, blocking for RBs Eddie Lacy (758) and James Starks (601) as they became the first Green Bay duo since 1985 to both rush for 600-plus yards in the same season.

• Started all 15 games he played in 2014, a career high, and helped the offense rank No. 1 in the league in scoring (30.4), No. 6 in yards per game (386.1) and tied for No. 1 in giveaways with a franchise-record 13.

• Played in 37 games with 33 starts at right tackle in his first three seasons as a pro.

2016 SEASON: Started a career-high 16 games at RT...Part of a line that helped the Packers rank in the top 10 in the NFL in scoring (No. 4, 27.0), yards per game (No. 8, 368.8), passing yards per game (No. 7, 262.4), yards per carry (No. 7, 4.55), third-down conversions (No. 2, 46.7), first downs (No. 7, 349), time of possession (No. 5, 31:14) and giveaways (t-No. 8, 17).

► **At Jacksonville (Sept. 11):** Started at RT and played all 64 snaps...Helped protect QB Aaron Rodgers as he was sacked just one time on the afternoon and as he threw for 199 yards and two TDs on 20-of-34 passing

with a rushing TD.

► **At Minnesota (Sept. 18):** Started at RT and played all 71 snaps.

► **Vs. Detroit (Sept. 25):** Started at RT and played all 54 snaps, helping to clear the way for RB Eddie Lacy's season-high 103 yards rushing on just 17 carries (6.1 avg.)...Also protected Rodgers as he threw a season-high four TD passes, with all of them coming in the first half.

► **Vs. N.Y. Giants (Oct. 9):** Started at RT and played all 80 snaps, helping the offense record season bests for total yards (406), rushing yards (147), and time of possession (36:38)...Part of a line that did not allow a sack of Rodgers and helped clear the way for Lacy's 81 rushing yards on just 11 carries (7.4 avg.).

► **Vs. Dallas (Oct. 16):** Started at RT and played 58 of 70 snaps, departing the game midway through the fourth quarter due to a back injury...Helped the offense post season highs for total first downs (24) and passing first downs (17)...Protected Rodgers as he completed 31 of 42 passes for 294 yards and a TD with one INT and was sacked just once on the afternoon.

► **Vs. Chicago (Oct. 20):** Started at RT and appeared on all 87 plays, helping the offense record 406 total yards (tied for the season high) and a 39:36 time of possession, the best mark by Green Bay since Oct. 27, 2013, at Minnesota (40:54)...Protected Rodgers as he completed a franchise-record 39 passes, including 10-plus passes to three different players (WRs Davante Adams, Randall Cobb and Ty Montgomery), only the second time in NFL history (New England Patriots, Nov. 13, 1994) that a team has accomplished that feat in a game.

► **At Atlanta (Oct. 30):** Started at RT and played all 62 snaps, helping protect Rodgers as he threw for 246 yards and four TDs on 28-of-38 passing...Helped the offense rack up 108 rushing yards on 19 carries (5.7 avg.).

► **Vs. Indianapolis (Nov. 6):** Started at RT and played all 69 snaps, helping the offense register 405 total yards...Protected Rodgers as he threw for 297 yards and three TDs on 26-of-43 passing, his third straight game with three-plus TD passes.

► **At Tennessee (Nov. 13):** Started at RT and played all 78 snaps, helping the offense record 402 total yards, the third 400-yard outing in the last four games.

► **At Washington (Nov. 20):** Started at RT and appeared on all 70 snaps, helping to protect Rodgers as he threw for 351 yards and three TDs on 26-of-41 passing, only the third time in his career that he posted back-to-back 350-yard passing games (2009, 2011)...Part of an offense that posted a season-high 424 total yards, its third straight game with 400-plus yards, only the second time the Packers have done so in the last seven seasons (Weeks 8, 10-11 in 2014).

► **At Philadelphia (Nov. 28):** Started at RT and played all 71 snaps, protecting Rodgers as the line didn't allow a sack and provided time for him to complete 30 of 39 passes for 313 yards and two TDs for a 116.7 passer rating...The zero-sack game came against an Eagles defense that entered the contest ranked No. 7 in the league in sacks with 26...Helped the offense register its fourth straight game with 385-plus yards (387), the longest single-season streak by the Packers since 2013 (Weeks 1-5)...Part of an offense that converted 10 of 14 third downs, a 71.4 conversion rate that is the best by an NFL team this season and the best by Green Bay since at Minnesota on Oct. 27, 2013 (13 of 18, 72.2 percent).

► **Vs. Houston (Dec. 4):** Started at RT and played all 58 snaps as part of a line that allowed just one sack of Rodgers on the afternoon...Helped give Rodgers time to complete 20 of 30 passes for 209 yards and two TDs with no INTs for a 108.9 rating, his third straight game with a 100-plus rating.

► **Vs. Seattle (Dec. 11):** Started at RT and played all 59 snaps, helping to protect Rodgers as he completed 18 of 23 passes for 246 yards and three TDs with no INTs for a 150.8 passer rating, the fourth-highest rating of his career...Part of a line that allowed just one sack, the third straight game with either one or zero sacks allowed, Green Bay's longest streak since a four-game stretch to end the 2014 season.

► **At Chicago (Dec. 18):** Started at RT and played all 61 snaps, helping the offense rack up 226 yards rushing and three TDs on just 23 carries (9.8 avg.)...The average of 9.8 yards per carry was the best in franchise history (since 1940) in games with 20-plus attempts, topping the previous high of 9.2 yards per carry at Washington on Oct. 10, 2010 (17 carries for 157 yards)...The average per carry was also the second-best mark by an NFL team since the 1970 AFL-NFL merger among teams with 20-plus

attempts behind only the 11.0-yard average posted by the Cincinnati Bengals (37-407) vs. Denver on Oct. 22, 2000...Helped clear holes for RB Ty Montgomery to rush for a career-high 162 yards and two TDs on 16 attempts (10.1 avg.), the best yardage output by a Green Bay player since Samkon Gado's 171-yard outing vs. Detroit on Dec. 11, 2005.

►**Vs. Minnesota (Dec. 24):** Started and played 49 of 59 snaps, but left the game early in the fourth quarter and missed the final 10 offensive plays due to a shoulder injury...Helped protect Rodgers (28 of 38, 347 yards, four TDs, 136.6 rating) as he became the first QB to throw for 300-plus yards against the Vikings this season.

►**At Detroit (Jan. 1):** Started and played 67 of 75 snaps, leaving the game briefly in the second half due to injury...Helped the offense rack up 448 yards and 28 first downs with no giveaways (tied the franchise record set in 2014) as the Packers registered their fourth straight 30-point game, tied for the second-longest single-season streak in team history... Protected Rodgers as he was sacked just once on the evening and threw for 300 yards and four TDs on 27-of-39 passing with no INTs, his team-record seventh straight game without an INT...Helped clear holes for Green Bay's 153 yards rushing on 31 carries (4.9 avg.), the second-highest yardage output on the ground by the Packers on the season, with three players rushing for 40-plus yards.

►**Vs. N.Y. Giants (NFC Wild Card, Jan. 8):** Started at RT and played all 71 snaps, helping to protect Rodgers as he completed 25 of 40 passes for 362 yards and four TDs with no INTs for a 125.2 rating...Helped the offense post its fifth straight game with 30-plus points, the longest streak by the Packers (including playoffs) since a seven-game streak in 1963... Also part of an offense that did not turn the ball over for the fifth straight game, the longest streak in team annals (including playoffs).

42 Morgan Burnett, S, 7th Year, Georgia Tech

- Has started 95 games (including playoffs) between the two safety positions since the start of 2011.

- Despite missing five games due to a calf injury in 2015, was tied for No. 3 on the team in solo tackles (54) and tied for the team lead with 14 total tackles in the postseason.

- Recorded his fourth straight 100-tackle season in 2014 with a team-high 125 tackles (99 solo).

2016 SEASON: Started all 15 games he played in and led the team with 92 tackles (78 solo)...Posted 13 passes defended (No. 2 on the team), a career-high three sacks, two QB hits and two interceptions...Ranked No. 2 in sacks among NFL safeties (Giants S Landon Collins, four) and joined Collins as the only safeties in the NFL with three-plus sacks and two-plus INTs this season...Added three tackles on special teams...Was inactive in Week 3 (groin).

►**At Jacksonville (Sept. 11):** Started at SS and played all 72 snaps, joining S Ha Ha Clinton-Dix as the only defenders to do so for the Packers...Was tied for the team lead with nine tackles (all solo)...Early in the fourth quarter, lined up on the right side of the line and made an inside move to beat LT Kelvin Beachum on his way to bringing down QB Blake Bortles for an 8-yard sack...Was one of a host of defenders to bring down WR Allen Hurns for a 1-yard loss on fourth-and-1 with 23 seconds remaining to secure the 27-23 victory for Green Bay.

►**At Minnesota (Sept. 18):** Started at SS and played 45 of 58 snaps, missing some time in the second half due to injury...Registered a solo tackle, bringing down RB Matt Asiata for a 1-yard loss on a fourth-quarter run...Added a pass defended, breaking up a QB Sam Bradford pass intended for TE Kyle Rudolph in the first quarter.

►**Vs. Detroit (Sept. 25):** Was inactive due to a groin injury.

►**Vs. N.Y. Giants (Oct. 9):** Started at SS and played all 56 snaps, one of five defensive players to do so for Green Bay...Registered five tackles (all solo) and a pass defended when he came over the top to make a leaping deflection of a QB Eli Manning pass intended for WR Sterling Shepard in the fourth quarter, nearly making the interception on the play.

►**Vs. Dallas (Oct. 16):** Started at SS and was one of two Green Bay defenders to play all 65 snaps (S Ha Ha Clinton-Dix)...Posted eight tackles (six solo) and picked off a QB Dak Prescott pass intended for TE Jason Witten on third down late in the third quarter...Was matched up with Witten in the slot and made the diving interception at the Dallas 16...Led the team with two passes defended, including a breakup of a Prescott pass

intended for Witten over the middle with just over two minutes remaining in the first half.

►**Vs. Chicago (Oct. 20):** Started at SS and played all 48 snaps, finishing with seven tackles (two solo) and a pass defended...Made a leaping deflection of a QB Matt Barkley pass that went into the arms of LB Blake Martinez for an interception at the Chicago 42 late in the fourth quarter.

►**At Atlanta (Oct. 30):** Started at SS and played all 63 snaps, recording nine tackles (all solo) to lead the secondary.

►**Vs. Indianapolis (Nov. 6):** Started at SS and played all 68 snaps, one of three Green Bay defensive players to do so, and registered five tackles (four solo), a sack and a pass defended...Came on a blitz off the right side and got past TE Dwayne Allen to bring down QB Andrew Luck for a 5-yard sack on third down to force an Indianapolis punt early in the fourth quarter.

►**At Tennessee (Nov. 13):** Started at SS and appeared on 57 of 60 snaps...Posted five tackles (four solo) and a sack...Came untouched from the left side to chase down and then trip up QB Marcus Mariota for a 13-yard sack on third down early in the fourth quarter, his career-high third sack of the season.

►**At Washington (Nov. 20):** Started at SS and played all 68 snaps, one of three Green Bay players on defense to do so (Clinton-Dix, LB Joe Thomas)...Posted four tackles (all solo) and a team-high two passes defended...Made a perfectly timed breakup of a QB Kirk Cousins pass intended for TE Vernon Davis over the middle in the first quarter...Added a tackle on special teams.

►**At Philadelphia (Nov. 28):** Started at SS and played all 59 snaps, joining Thomas as the only Green Bay defenders to do so...Posted a team-high 10 tackles (nine solo), including a tackle for a loss, and a pass defended...Saw some action at inside LB in the first half with starters Jake Ryan and Blake Martinez inactive due to injuries and Clay Matthews sidelined for a stretch due to a shoulder injury.

►**Vs. Houston (Dec. 4):** Started at SS and appeared on all 66 defensive plays, joining Clinton-Dix as the only Packers to do so...Led the team with a season-high 11 tackles (all solo) and added two passes defended, a fumble recovery and a QB hit...On Houston's opening drive, scooped up a TE Ryan Griffin fumble that was forced by CB LaDarius Gunter, recovering the ball at the Green Bay 41 and returning it 35 yards to the Houston 24... Came up the middle to put a hit on QB Brock Osweiler in the first quarter as his third-down pass intended for WR DeAndre Hopkins went incomplete.

►**Vs. Seattle (Dec. 11):** Started at SS and played all 71 snaps, finishing with seven tackles (five solo), an interception and a QB hit...Early in the second quarter, ran down the seam with TE Jimmy Graham and made an interception of QB Russell Wilson's pass intended for him over the middle, returning the pick 19 yards to the Seattle 26 to help set up a Green Bay TD...Was matched up with Graham for much of the game and helped limit him to just one catch for 16 yards, tying Graham's season low for receptions...Once again saw time at inside LB in sub-packages...Added a tackle on special teams.

►**At Chicago (Dec. 18):** Started at SS and played all 66 snaps, recording four tackles (three solo).

►**Vs. Minnesota (Dec. 24):** Started at SS and played all 78 snaps, finishing with four tackles (all solo)...Added a tackle on special teams.

►**At Detroit (Jan. 1):** Opened the game at inside LB, the first time in his career that he started a game at that position, and played all 66 snaps... Registered three tackles (two solo) and a pass defended...Late in the fourth quarter, was matched up with WR Anquan Boldin on the inside and broke up QB Matthew Stafford's pass intended for Boldin on a slant.

►**Vs. N.Y. Giants (NFC Wild Card, Jan. 8):** Started at SS and played all 65 snaps...Recorded five tackles (all solo) and was part of a secondary that helped limit WRs Odell Beckham Jr., Victor Cruz and Shepard to a combined 11 catches for 121 yards (11.0 avg.).

6 Joe Callahan, QB, Rookie, Wesley

- Was one of five rookie free agents to make Green Bay's Week 1 roster.

- As a senior in 2015, he threw for 5,063 yards and 55 TDs on 346-for-496 passing (69.8 percent), becoming the first NCAA Division III quarterback ever to throw for 5,000 yards in a season.

- For his career at Wesley, completed 918 of 1,429 pass attempts (64.2 percent) for 12,878 yards, 130 touchdowns and 38 interceptions

2016 SEASON: Was inactive for six games (Weeks 1-3, 5, 15-17) and

the NFC Wild Card game as the third QB...After being released by the Packers on Oct. 13, was claimed by the New Orleans Saints...Was released by the Saints on Oct. 22 and then claimed by the Cleveland Browns on Oct. 24, where he was until being released on Nov. 29...Was signed to the Packers' practice squad, where was for two games being signed to the active roster.

97 Kenny Clark, DT, Rookie, UCLA

- Earned third-team All-America honors from *The Associated Press* and first-team All-Pacific-12 recognition from the coaches and media as a junior in 2015.

- Was a team co-captain in '15 and recorded career highs in tackles (75), tackles for a loss (11) and sacks (six). Also ranked third on the team with five pass breakups.

- Was named to the watch lists for the Bednarik Award, Nagurski Trophy, Outland Trophy and Lombardi Award in '15.

2016 SEASON: Played in all 16 games with two starts and registered 33 tackles (14 solo), two tackles for a loss, four QB pressures, three QB hits, two fumble recoveries and two passes defended.

►**At Jacksonville (Sept. 11):** Appeared on nine plays on defense and five on special teams in his NFL debut, posting an assisted tackle on defense...Became the youngest player to appear in a season opener for the Packers since Arnie Herber (20 years old) in 1930.

►**At Minnesota (Sept. 18):** Played 38 snaps and was part of a line that helped limit RB Adrian Peterson to just 19 yards on 12 carries (1.6 avg.), tied for the fourth-lowest yardage total of Peterson's career, with a long of 5 yards...Posted his first career pass defended, getting his right hand up to knock down a QB Sam Bradford pass at the line in the fourth quarter.

►**Vs. Detroit (Sept. 25):** Started his first career game, opening in place of an injured DT Letroy Guion, and played a career-high 42 snaps...Registered a career-best five tackles (three solo) and helped limit the Lions to just 50 yards rushing on 23 carries (2.2 avg.) with a long run of 9 yards.

►**Vs. N.Y. Giants (Oct. 9):** Appeared on 18 plays and recorded the first fumble recovery of his career, scooping up a QB Eli Manning fumble at the New York 33 late in the first half and returning it 2 yards to the 31 after LB Kyler Fackrell knocked the ball out on a sack...The turnover helped set up K Mason Crosby's 44-yard FG as time expired in the first half...Added two tackles (one solo), including a tackle for a loss.

►**Vs. Dallas (Oct. 16):** Started at DE and played 26 snaps, recording three tackles (one solo).

►**Vs. Chicago (Oct. 20):** Registered four tackles (three solo) in just 15 snaps of action, tying for the lead on the defensive line...Blew past G Eric Kush to get into the backfield to bring down RB Kadeem Carey for a 1-yard loss on a run late in the second quarter.

►**At Atlanta (Oct. 30):** Played 25 snaps and recorded an assisted tackle.

►**Vs. Indianapolis (Nov. 6):** Played 22 snaps and posted a QB pressure.

►**At Tennessee (Nov. 13):** Appeared on 22 plays and registered three tackles (one solo).

►**At Washington (Nov. 20):** Played 24 snaps and posted three tackles (all assisted) and a QB hit.

►**At Philadelphia (Nov. 28):** Appeared on 13 plays on defense and posted a QB pressure.

►**Vs. Houston (Dec. 4):** Played seven snaps and registered two tackles (one solo).

►**Vs. Seattle (Dec. 11):** Appeared on 25 plays and matched his career high with five tackles (three solo)...Added a QB pressure.

►**At Chicago (Dec. 18):** Played 14 snaps on defense and five on special teams.

►**Vs. Minnesota (Dec. 24):** Played 20 snaps on defense and made a key takeaway in the second quarter...With just under 10 minutes remaining, dove on a fumbled snap by C Nick Easton to give the Packers the ball at the Minnesota 42, field position that led to a 2-yard Jordy Nelson TD catch three plays later...Late in the third quarter, beat Easton to put a hit on QB Sam Bradford and force an incomplete pass.

►**At Detroit (Jan. 1):** Appeared on 34 plays and registered a solo tackle and a pass defended...Helped limit the Lions to an average of 3.6 yards

per carry on 21 attempts...Midway through the second quarter, fought off a block from G Laken Tomlinson to bring down RB Zach Zenner on a run for no gain...Midway through the fourth quarter, made a move to quickly free himself from Tomlinson as he got to Stafford to bat down his pass intended for WR TJ Jones.

►**Vs. N.Y. Giants (NFC Wild Card, Jan. 8):** Played 22 snaps on defense.

21 Ha Ha Clinton-Dix, S, 3rd Year, Alabama

- Set career highs with 16 starts, two interceptions and a team-leading 117 tackles (97 solo) in 2015. Also recorded a career-best three sacks, the most by a Green Bay safety in a season since Mark Roman had 3½ in 2004.

- Played in all 16 games in 2014, starting the final 10 (nine at FS, one at SS), the most starts by a Green Bay rookie safety since Nick Collins opened all 16 in 2005.

- Ranked No. 2 on the team in tackles with 95 (73 solo) and was named to the PFWA's All-Rookie team.

2016 SEASON: Started all 16 games at FS and was No. 2 on the team with 83 tackles (71 solo)...Was named to his first career Pro Bowl, becoming the first Green Bay safety to be selected since Nick Collins in 2010...

Was named second-team All-Pro by *The Associated Press*...Led the team and was tied for the lead among NFL safeties (Giants S Landon Collins) with a career-high five interceptions (tied for No. 5 in the NFL)...Was tied for the NFL lead with a pair of two-INT games this season...All five of his INTs came from Week 9 on, the most in the NFL over that span...Added four tackles for a loss, a half-sack, a QB pressure, a forced fumble and nine passes defended...Also made three tackles on special teams.

►**At Jacksonville (Sept. 11):** Started at FS and played all 72 snaps, joining fellow S Morgan Burnett as the only Green Bay defenders to do so...Registered five tackles (four solo), a forced fumble and a pass defended...Drilled WR Allen Robinson near the 5-yard line with just over six minutes remaining in the game to break up a deep pass from QB Blake Bortles...Late in the fourth quarter, delivered a big hit on Robinson on a catch over the middle that forced the ball to pop out, but Robinson recovered the fumble.

►**At Minnesota (Sept. 18):** Started at FS and played all 58 snaps, one of two Green Bay defenders to do so (CB Damarius Randall)...Registered five tackles (three solo).

►**Vs. Detroit (Sept. 25):** Started at FS and appeared on all 68 defensive plays, the only Green Bay player to do so...Posted six tackles (all solo).

►**Vs. N.Y. Giants (Oct. 9):** Started at FS and played all 56 snaps, one of five defensive players to do so for Green Bay...Finished with six tackles (all solo), including a stop of RB Bobby Rainey for a 1-yard loss on a run up the middle in the second quarter.

►**Vs. Dallas (Oct. 16):** Started at FS and played all 65 snaps, joining Burnett as the only Green Bay defenders to do so...Registered a team-high nine tackles (all solo), including a tackle for a loss.

►**Vs. Chicago (Oct. 20):** Started at FS and appeared on all 48 snaps, finishing with three tackles (two solo).

►**At Atlanta (Oct. 30):** Started at FS and played all 63 snaps, recording five tackles (all solo).

►**Vs. Indianapolis (Nov. 6):** Started at FS and played all 68 snaps, recording a career-high two interceptions, four tackles (two solo), a half-sack and a QB pressure...Came underneath WR Phillip Dorsett to intercept QB Andrew Luck's pass at the Indianapolis 49 on the Colts' first offensive possession, taking the ball across the field for a 20-yard return to the 29...Later in the first quarter, made another interception, picking off Luck's overthrown pass at the Indianapolis 47 intended for TE Jack Doyle near the sideline...Joined CB Al Harris (vs. New Orleans, Oct. 9, 2005) as the only Packers to record two INTs in the first quarter of a game since 1993...In the second quarter, came through untouched on a blitz for a shared 6-yard sack of Luck with LB Nick Perry on a third down to force a punt...Added a tackle on special teams.

►**At Tennessee (Nov. 13):** Started at FS and played all 60 snaps, one of two Packers (LB Joe Thomas) to do so...Led the secondary with seven tackles (six solo), including a tackle for a loss, and added a tackle on special teams.

►**At Washington (Nov. 20):** Started at FS and appeared on all 68

snaps, joining Burnett and Thomas as the only Green Bay defenders to do so...Posted four tackles (all solo).

► **At Philadelphia (Nov. 28):** Started at FS and played 58 of 59 snaps, posting three tackles (all solo) and his career-high third interception of the season...Early in the third quarter, picked off QB Carson Wentz as he overthrew TE Zach Ertz over the middle, making the INT at the Green Bay 16 and returning it 12 yards to the 28, a turnover that led to a Mason Crosby FG.

► **Vs. Houston (Dec. 4):** Started at FS and appeared on all 66 plays, joining Burnett as the only Green Bay defenders to do so...Posted six tackles (five solo) and a pass defended...Early in the second quarter, helped bring down RB Alfred Blue for no gain on a fourth-and-1 at the Green Bay 49.

► **Vs. Seattle (Dec. 11):** Started and FS and played all 71 snaps, recording four tackles (all solo) and a pass defended.

► **At Chicago (Dec. 18):** Started at FS and played all 66 snaps, matching his career high with two interceptions as he became the first Packer to post a pair of two-INT games in a season since CB Charles Woodson in 2011...On the first INT, came over to pick off QB Matt Barkley's pass down the middle of the field that was overthrown to TE Daniel Brown, making the pick at the Green Bay 26 and then returning it 16 yards...Made another interception on Chicago's next series, again picking off an overthrow from Barkley that was intended for WR Daniel Braveman down the middle of the field...Returned that interception 27 yards to the Chicago 45, with both of his picks leading to TDs for the Packers...Added five tackles (four solo)... Was named NFC Defensive Player of the Week for his performance, the first Packers DB to win the award since Woodson in 2010 (Week 4).

► **Vs. Minnesota (Dec. 24):** Started at FS and played all 78 snaps, recording five tackles (three solo) and a pass defended.

► **At Detroit (Jan. 1):** Started at FS and played all 66 snaps, finishing tied for No. 2 on the team with six tackles (five solo)...Added a tackle on special teams on kickoff coverage.

► **Vs. N.Y. Giants (NFC Wild Card, Jan. 8):** Started at FS and played all 65 snaps, recording two solo tackles and two passes defended...Was part of a secondary that helped limit WRs Odell Beckham Jr., Victor Cruz and Sterling Shepard to a combined 11 catches for 121 yards (11.0 avg.)... Late in the fourth quarter, came over to break up QB Eli Manning's deep pass near the goal line intended for WR Tavarres King...Added a tackle on special teams.

18 Randall Cobb, WR, 6th Year, Kentucky

• Caught 75-plus passes in three of the past four seasons (2012, 2014-15), tied for No. 2 in the league over that span.

• Started all 16 games in 2014 and posted career highs in catches (91), receiving yards (1,287) and receiving TDs (12) on the way to earning his first career Pro Bowl selection (injury replacement for WR Dez Bryant).

• Became just the fifth player in franchise history to register 90-plus receptions in a season, joining WRs Sterling Sharpe, Robert Brooks, Donald Driver and Jordy Nelson.

• Set a franchise single-season record with a league-high 2,342 combined net yards in 2012, topping the previous team mark of 2,250 yards by RB Ahman Green in 2003.

• With 954 receiving yards and 964 kickoff return yards in 2012, became the first player in NFL history to post 900-plus yards in each category in the same season.

2016 SEASON: Played in 13 games with 10 starts and had 60 catches for 610 yards (10.2 avg.) and four TDs...Was tied for No. 7 in the NFL with 22 receptions for 280 yards (12.7 avg.) and a TD on third down...Also rushed for 33 yards on 10 carries (3.3 avg.) and had four punt returns for 54 yards (13.5 avg.)...Was inactive in Week 8 due to a hamstring injury and in Weeks 16-17 due to an ankle injury.

► **At Jacksonville (Sept. 11):** Was tied for the team lead with six receptions for a team-best 57 yards (9.5 avg.)...Early in the third quarter, found an opening in the middle of the field to catch a team-long 32-yard pass from QB Aaron Rodgers, juggling the ball but securing it as he went to the ground at the Jacksonville 31.

► **At Minnesota (Sept. 18):** Caught five passes (tied for the team lead) for 42 yards (8.4 avg.)...Had a critical forced fumble/recovery on Green Bay's opening possession...After WR Davante Adams fumbled the ball after making a catch at the Green Bay 13, Vikings S Andrew Sendejo recovered

and returned it to the Green Bay 10, only to have Cobb rip the ball out from him as the Packers took possession again at the 10-yard line.

► **Vs. Detroit (Sept. 25):** Started and played 42 snaps, hauling in a 33-yard pass on Green Bay's opening drive...Came from the slot and got past CB Quandre Diggs to find an opening in the Lions defense, catching the pass from Rodgers and taking it down the sideline to the Detroit 17.

► **Vs. N.Y. Giants (Oct. 9):** Started and led the team with a season-high nine receptions for a season-best 108 yards (12.0 avg.), with six of his catches going for first downs...Had five receptions for 73 yards (14.6 avg.) on third down with all five going for first downs, highlighted by his 13-yard reception near the sideline on third-and-10 from the Green Bay 35 that gave the Packers a first down and clinched the win...His five third-down catches matched his career high (vs. New England, Nov. 30, 2014) and his 73 receiving yards on third down were a career best.

► **Vs. Dallas (Oct. 16):** Started and caught seven passes for 53 yards (7.6 avg.) and a TD...Was matched up with S Byron Jones in the slot and caught a pass from Rodgers in the flat, taking it 6 yards for the TD midway through the fourth quarter.

► **Vs. Chicago (Oct. 20):** Started and matched his career-high with 11 catches for 95 yards (8.6 avg.) and a TD...Seven of his receptions went for first downs, tied for his second most in a game...Posted back-to-back games with a TD catch for the first time since recording five straight in 2014...Came from the slot to beat CB Cre'Von LeBlanc for a 2-yard TD catch in the fourth quarter, getting both feet down on the sideline for the score...Added 21 rushing yards on five carries (4.2 avg.).

► **At Atlanta (Oct. 30):** Inactive (hamstring), his first game missed due to injury since Week 16 of 2013, snapping a streak of 39 consecutive regular-season games played.

► **Vs. Indianapolis (Nov. 6):** Was limited to just 23 snaps of work due to his hamstring injury, seeing all of his action in the second half...Caught two passes for 14 yards (7.0 avg.), including a 3-yard TD catch with 3:29 to go that narrowed the Colts lead to 31-26...Was matched up with CB Patrick Robinson and freed himself to make the TD grab in the back of the end zone.

► **At Tennessee (Nov. 13):** Started and caught four passes for 31 yards (7.8 avg.) in 54 snaps of action.

► **At Washington (Nov. 20):** Started and played 60 snaps, hauling in three passes for 84 yards (28.0 avg.)...His 28.0-yard receiving average was a career high in games with three-plus catches...Early in the fourth quarter, was lined up in the slot on third-and-12 and beat CB Kendall Fuller over the middle on a slant from Rodgers, eluding a diving tackle attempt from Fuller and then bouncing off of S Donte Whitner at the Green Bay 27 before taking it down the middle of the field for a season-long 47-yard gain to the Washington 37...Also handled punt-return duties, posting a 10-yard return with one fair catch.

► **At Philadelphia (Nov. 28):** Started and played 56 snaps, making six catches for 41 yards (6.8 avg.), with four of the grabs going for first downs.

► **Vs. Houston (Dec. 4):** Started and played 44 snaps, finishing with three catches for 19 yards (6.3 avg.) and a TD...Was lined up in the slot against CB Kareem Jackson, initially running a quick route into the flat before coming across the field to make a diving catch in the end zone from a scrambling Rodgers...Posted two punt returns of 20-plus yards for the first time in his career, recording a 21-yarder in the first quarter to the Green Bay 47 and a 23-yard return to the Green Bay 40 in the second quarter.

► **Vs. Seattle (Dec. 11):** Caught three passes for 33 yards (11.0 avg.), including a 25-yard grab on the first play of the second quarter...Came across the middle and found separation from LB K.J. Wright to make the catch out to the Green Bay 43...Played 33 snaps, leaving the game early in the second quarter due to an ankle injury but later returning.

► **At Chicago (Dec. 18):** Played 51 of 61 snaps, but did not have any receptions.

► **Vs. Minnesota (Dec. 24):** Inactive (ankle).

► **At Detroit (Jan. 1):** Inactive (ankle).

► **Vs. N.Y. Giants (NFC Wild Card, Jan. 8):** Returned to the starting lineup after missing two games and tied the NFL single-game postseason record with three TD catches, joining WR Sterling Sharpe (at Detroit, Jan. 8, 1994) as the only Packers in franchise history to catch three TD passes

in a playoff game...Finished with five catches for 116 yards (23.2 avg.) and became the first player in team history to have two TD catches of 30-plus yards in a postseason game...With the Packers facing a fourth-and-2 with six seconds remaining in the first half and no timeouts, got behind safeties Landon Collins and Leon Hall and CB Eli Apple in the back of the end zone to make a 42-yard TD catch of Rodgers' Hail Mary pass, getting both feet down before falling out of bounds...His second TD catch came with less than three minutes remaining in the third quarter when he beat CB Trevin Wade on an inside move, catching the ball near the New York 15 and taking it down the middle of the field for the 30-yard score...With 9:27 remaining in the game, found the end zone for a third time, freeing himself from Wade and then beating Apple as he came across the middle to make a 16-yard TD catch near the back of the end zone.

89 Jared Cook, TE, 8th Year, South Carolina

- Signed with the Packers as a free agent in March 2016 after spending three seasons with the St. Louis Rams (2013-15) and four with the Tennessee Titans (2009-12).
- Posted at least 30 receptions each season from 2011-16, one of only five tight ends in the NFL to do so (Antonio Gates, Jimmy Graham, Greg Olsen, Jason Witten).
- Ranks No. 2 among NFL tight ends with a 13.0-yard receiving average since 2011, trailing only Gronkowski (15.3 avg.).
- Has made 36 catches of 25-plus yards since 2011, which ranks No. 4 among NFL tight ends over that span.

2016 SEASON: Played in 10 games with five starts and caught 30 passes for 377 yards (12.6 avg.) and a TD, his sixth straight season with 30-plus receptions...Since returning from injury in Week 11, caught 24 passes for 324 yards (13.5 avg.) and a TD in six games, with 17 of those catches going for first downs...His receiving-yardage total since Week 11 ranked No. 8 among NFL tight ends and his four catches of 25-plus yards were tied for No. 3 over that span...Missed six games (Weeks 5-10) due to an ankle injury.

► **At Jacksonville (Sept. 11):** Started in his Green Bay debut, seeing action on 33 plays with one catch for 7 yards...Drew a critical 30-yard pass-interference penalty on S Johnathan Cyprien late in the first half that helped set up QB Aaron Rodgers' 29-yard TD pass to WR Davante Adams.

► **At Minnesota (Sept. 18):** Started and played 46 snaps, finishing with four catches for 31 yards (7.8 avg.)...Recovered an Aaron Rodgers fumble midway through the third quarter on a scramble, retaining possession for Green Bay at Minnesota's 22-yard line.

► **Vs. Detroit (Sept. 25):** Caught a 15-yard pass on Green Bay's opening drive, converting a third-and-5 on a slant to the Green Bay 45 after being split out wide to the right against S Tavon Wilson...Was limited to just 14 snaps on the day after he sustained an ankle injury in the second quarter and did not return.

► **Vs. N.Y. Giants (Oct. 9) - At Tennessee (Nov. 13):** Inactive (ankle).

► **At Washington (Nov. 20):** Returned to the field for the first time since Week 3, starting and playing 43 snaps on his way to a team-high 106 yards and a TD on a season-best six receptions (17.5 avg.)...His yardage total was also a season high...Midway through the third quarter, was split out wide to the right on third down against S Donte Whitner, beating him down the sideline to make an over-the-shoulder catch and take it to the Washington 44 for a 47-yard gain...Later in the third quarter, got past S Duke Ihenacho to make a diving 29-yard grab on third down to the Washington 38, helping set up a 31-yard TD pass from Rodgers to RB James Starks three plays later...Got in the end zone himself for the first time as a Packer in the fourth quarter when he caught a 6-yard slant against S Will Blackmon...Joined Benjamin Watson as the only tight ends in NFL history to register a 100-yard receiving game with three different franchises (Tennessee, 2011; St. Louis, 2013).

► **At Philadelphia (Nov. 28):** Appeared on 33 plays and had one catch for 7 yards, converting a third-and-4 on Green Bay's opening drive, one that was capped off with a Rodgers-to-Adams TD pass.

► **Vs. Houston (Dec. 4):** Started and played 29 snaps, finishing with three catches for 19 yards (6.3 avg.)...Two of the receptions went for first downs, a 10-yard grab on third-and-7 in the first quarter and another

10-yarder on third-and-8 late in the third quarter on the go-ahead drive.

► **Vs. Seattle (Dec. 11):** Started, but was limited to just 16 snaps after sustaining a chest injury late in the first half...Had a 15-yard catch in the second quarter to the Seattle 8 to help set up RB Ty Montgomery's 1-yard TD run two plays later...Was split out wide to the left against DB DeShawn Sheard and beat him on a slant for the 15-yard gain over the middle...On the next series, had a key downfield block on S Kam Chancellor on Montgomery's 24-yard reception down to the Seattle 9.

► **At Chicago (Dec. 18):** Matched his season high with six receptions for 85 yards (14.2 avg.), with his first four receptions of the day picking up first downs...Had two catches for 44 yards on third down, with both coming on the opening drive of the game...On third-and-2, got behind DB Demontre Hurst to haul in a 27-yard pass from Rodgers to the Chicago 38...Three plays later, beat LB Nick Kwiatkoski for a 17-yard gain down to the Chicago 22 to convert a third-and-11...Added a 21-yard catch late in the first half.

► **Vs. Minnesota (Dec. 24):** Played 35 snaps and caught three passes for 37 yards (12.3 avg.), highlighted by his 30-yard grab early in the fourth quarter...Was split out wide to the left against CB Trae Waynes and made a leaping grab down the sideline over Waynes at the Minnesota 33, sparking a drive that was capped off with a Rodgers TD pass to TE Richard Rodgers.

► **At Detroit (Jan. 1):** Appeared on 40 plays and had four catches for 56 yards (14.0 avg.), with three of the receptions going for first downs...Made a pair of key catches early in the second quarter on Green Bay's first TD drive...On a third-and-7, came across the field to make an 11-yard catch near the sideline from Rodgers as he stepped up in the pocket to avoid a sack from DE Ezekiel Ansah...On the next play, beat S Tavon Wilson for a catch down the middle of the field, bouncing off Wilson and S Glover Quin for extra yardage on the 24-yard gain...With the Packers leading 17-14 early in the fourth quarter, freed himself from S Miles Killebrew on third down to make a 15-yard reception, helping to set up Rodgers' 10-yard TD pass to WR Geronimo Allison four plays later.

► **Vs. N.Y. Giants (NFC Wild Card, Jan. 8):** Playing in his first career postseason game, started and played 49 snaps...Was tied for No. 2 on the team with five receptions for 48 yards (9.6 avg.)...Two of his receptions went for first downs, with a 16-yard grab over the middle in the second quarter and a 13-yard catch over the middle late in the third quarter out to midfield.

2 Mason Crosby, K, 10th Year, Colorado

• With 1,267 career points, ranks No. 1 on the all-time franchise scoring list, having surpassed K Ryan Longwell (1,054) last season vs. Seattle in Week 2.

• Ranks No. 2 in NFL history for the most points by a player in his first 10 seasons (1,267, 2007-16), trailing only Patriots K Stephen Gostkowski (1,330, 2006-2015).

• Is one of only three players in league history to register three or more 140-point seasons (Gostkowski, David Akers).

• Has registered a franchise-record 10 consecutive 100-point seasons, the longest active streak in the NFL. Joins Jason Elam (16, 1993-2008) and Adam Vinatieri (13, 1996-2008) as the only players in NFL history to record 100-plus points in 10-plus consecutive seasons.

• Has kicked the seven longest field goals in franchise history (58-yarder in 2011, two 57-yarders in 2013, 56-yarders in 2010, 2011 and 2015, 55-yarder in 2014).

2016 SEASON: Played in all 16 games and scored 122 points, connecting on 26 of 30 field goals (86.7 percent) and 44 of 47 extra points...Ranked No. 8 in the NFL in FG percentage...Had 46 touchbacks on 87 kickoffs, a career-high 52.9 percent...Added a tackle on special teams.

► **At Jacksonville (Sept. 11):** Connected on both of his field-goal attempts (25, 20 yards) and all three extra points...Registered four touchbacks on six kickoffs.

► **At Minnesota (Sept. 18):** Did not have any field-goal attempts, but made both of his extra points...Posted one touchback on three kickoffs.

► **Vs. Detroit (Sept. 25):** Made both of his field-goal attempts (36, 46) and all four extra points for 10 points on the afternoon...Registered three touchbacks on his seven kickoffs.

► **Vs. N.Y. Giants (Oct. 9):** Registered a season-high 11 points, con-

necting on all three of his field-goal attempts (44, 33, 25 yards) and both extra points.

►**Vs. Dallas (Oct. 16):** Made all three of his FG attempts for the second straight game, connecting on kicks of 37, 43 and 34 yards...Posted touchbacks on three of his four kickoffs.

►**Vs. Chicago (Oct. 20):** Connected on 2 of 3 field goals (40-yard kick blocked) and 2 of 3 extra points, with his fourth-quarter miss snapping a streak of 57 consecutive extra points made without a miss...Had four touchbacks on six kickoffs.

►**At Atlanta (Oct. 30):** Made his lone field-goal attempt of the afternoon, a 29-yarder as time expired in the first half, and all three of his extra points...Went over the 1,200-point mark for his career, becoming the 41st player in NFL history to do so...Posted four touchbacks on five kickoffs.

►**Vs. Indianapolis (Nov. 6):** Made 2 of 3 field goals and posted four touchbacks on six kickoffs.

►**At Tennessee (Nov. 13):** Made both of his field-goal attempts (29, 38 yards) and registered four touchbacks on five kickoffs.

►**At Washington (Nov. 20):** Made 1 of 2 field goals (36-yarder wide left) and three extra points...Recorded three touchbacks on five kickoffs.

►**At Philadelphia (Nov. 28):** Connected on both of his FG attempts (33 and 32 yards) and all three extra points...Posted three touchbacks on six kickoffs.

►**Vs. Houston (Dec. 4):** Did not attempt any field goals, but made all three extra points.

►**Vs. Seattle (Dec. 11):** Made one of two field goals, connecting on a 38-yarder (wide right on kick from 51 yards)...Was successful on all five of his extra points and posted two touchbacks on seven kickoffs...Added a tackle on kickoff coverage.

►**At Chicago (Dec. 18):** Kicked a 32-yard FG as time expired to give the Packers a 30-27 victory, his first-game winning kick since drilling a 31-yarder as time expired at the N.Y. Giants on Dec. 4, 2011, in Green Bay's 38-35 win...The kick was set up by QB Aaron Rodgers' 60-yard completion to WR Jordy Nelson to the Chicago 14...Also made FGs from 34 and 18 yards and all three of his extra-point attempts...Went over the 100-point mark for the 10th straight season, extending his franchise record as well as the longest current streak in the NFL.

►**Vs. Minnesota (Dec. 24):** Connected on his lone FG attempt of the day, a season-long 48-yarder early in the fourth quarter that gave the Packers a 31-13 lead...Registered a season-high five touchbacks on seven kickoffs, keeping the ball away from Pro Bowl return man Cordarrelle Patterson, who didn't have a kickoff return for only the second time on the season...His five touchbacks were the most since posting six vs. Philadelphia on Nov. 16, 2014.

►**At Detroit (Jan. 1):** Made his lone FG attempt of the evening, a season-long 53-yarder as time expired in the first half to cut Detroit's lead to 14-10...Posted two touchbacks on five kickoffs.

►**Vs. N.Y. Giants (NFC Wild Card, Jan. 8):** Connected on his lone FG attempt of the day, a 32-yarder in the third quarter, to extend his NFL-record streak of consecutive FGs made in the postseason to 21...Has now made 24 of 26 field goals (92.3 percent) in the postseason, tied for No. 1 in NFL history among kickers with 20-plus attempts (Patriots K Stephen Gostkowski, 24 of 26)...Posted one touchback and helped limit the Giants to just a 20.6-yard average on five kickoff returns.

76 Mike Daniels, DT, 5th Year, Iowa

- Named an alternate for the Pro Bowl for the first time in his career in 2015 after starting all 16 games and leading the defensive line with 66 tackles (40 solo), four sacks, an interception, a forced fumble and two passes defensed. Finished No. 3 on the team in QB hits (12) and No. 2 in pressures (22).

- Started all 16 games for the first time in his career in 2014 and registered a career-high 69 tackles. Led the team in both QB hits (19) and pressures (22).

- Emerged as a force in his second season in 2013, tying for sixth in the NFL among DTs with 6½ sacks, the most in a season by a Green Bay defensive lineman since NT B.J. Raji posted the same total in 2010.

2016 SEASON: Started all 16 games and registered 44 tackles (29 solo), four sacks, a fumble recovery, 14 QB hits (No. 3 on the team) and

14 pressures (tied for No. 2 on the team)...Was tied for No. 2 on the team with nine tackles for a loss...Was named an alternate for the Pro Bowl for the second straight season...Part of a run defense that ranked No. 8 in the league in rushing yards allowed per game (94.7) and No. 7 in runs of 10-plus yards allowed (37).

►**At Jacksonville (Sept. 11):** Started and played 43 snaps, posting two tackles (one solo), a QB pressure and a QB hit...Early in the second quarter, brought down RB T.J. Yeldon for a 2-yard loss on a run up the middle... Helped limit the Jaguars to just 48 yards rushing on 26 carries (1.8 avg.), the first time they had rushed for 48 or fewer yards on 25-plus attempts since Nov. 14, 1999 (vs. Baltimore, 47 yards on 26 attempts).

►**At Minnesota (Sept. 18):** Started and appeared on 42 of 58 plays, finishing with five tackles (four solo), a sack and four QB hits...In the first quarter, walked back G Brandon Fusco to bring down QB Sam Bradford for a 9-yard sack...Later in the first quarter, stopped RB Adrian Peterson for a 1-yard loss on a run up the middle...Helped limit Peterson to just 19 yards on 12 carries (1.6 avg.), tied for the fourth-lowest yardage total of Peterson's career, with a long of 5 yards.

►**Vs. Detroit (Sept. 25):** Started and played 46 snaps, helping to limit the Lions to just 50 yards rushing on 23 carries (2.2 avg.)...Posted a solo tackle, when he drove back G Larry Warford and stopped RB Dwayne Washington for a 1-yard loss on a third-and-goal from the 1 early in the third quarter...Led the team with two QB hits.

►**Vs. N.Y. Giants (Oct. 9):** Started and appeared on 32 plays, finishing with two tackles (one solo) and a pass defensed...Deflected a QB Eli Manning pass intended for WR Odell Beckham Jr. over the middle midway through the second quarter...Helped limit the Giants to just 43 yards rushing on 15 carries (2.9 avg.), bringing Green Bay's four-game total to just 171 rushing yards allowed, the second-fewest allowed by an NFL team in the first four games of a season since individual stats began to be recorded in 1933 behind only the 157 yards allowed by the 1995 San Francisco 49ers.

►**Vs. Dallas (Oct. 16):** Started and played 48 snaps, recording two tackles (one solo) and a QB pressure.

►**Vs. Chicago (Oct. 20):** Started and appeared on 22 plays, tying for the lead on the defensive line with four tackles (two solo)...Added a QB hit.

►**At Atlanta (Oct. 30):** Started and played 38 snaps, recording a sack and a team-high two QB hits...Walked back G Andy Levitre to get to QB Matt Ryan for a 9-yard sack early in the fourth quarter.

►**Vs. Indianapolis (Nov. 6):** Started and played 41 snaps, recording three tackles (two solo), two pressures and two QB hits...Helped to limit the Colts to 85 rushing yards on 28 carries (3.0 avg.)...Walked back G Jonotthan Harrison to put a hit on QB Andrew Luck and help force an interception by S Ha Ha Clinton-Dix on the Colts' first offensive series, giving Green Bay the ball at the Indianapolis 29 after a 20-yard return by Clinton-Dix.

►**At Tennessee (Nov. 13):** Started and played 32 snaps, finishing with two tackles (both assisted).

►**At Washington (Nov. 20):** Started and appeared on 44 plays...Led the defensive line with six tackles (three solo) and a QB hit...Shed a block from G Brandon Scherff to drill RB Robert Kelley in the backfield for a 3-yard loss late in the first half.

►**At Philadelphia (Nov. 28):** Started and played 38 snaps, finishing with two tackles (both solo) and a sack...Late in the first half, came up the middle to get to QB Carson Wentz for a 14-yard sack.

►**Vs. Houston (Dec. 4):** Started and appeared on 45 plays, recording a solo tackle, three pressures and one QB hit.

►**Vs. Seattle (Dec. 11):** Started and played 49 snaps, finishing with four tackles (three solo), a team-high three QB pressures and one QB hit.

►**At Chicago (Dec. 18):** Started and played 50 snaps, finishing with five tackles (three solo).

►**Vs. Minnesota (Dec. 24):** Started and played 49 snaps, registering a sack and a fumble recovery...Late in the first half with the Vikings in Green Bay territory, dove on a fumble forced by LB Clay Matthews on a strip/sack of QB Sam Bradford at the Green Bay 46, field position that the Packers would use to score on a QB Aaron Rodgers 6-yard TD run to take a 28-13 lead at the half...It marked his first fumble recovery since Dec. 9, 2012, vs. Detroit...On the first play from scrimmage in the second half, shook off a

block from G Alex Boone and then came around the end to drill Bradford for a 9-yard sack.

►**At Detroit (Jan. 1):** Started and played 45 snaps, helping limit the Lions to an average of 3.6 yards per carry on 21 attempts...Registered three tackles (all solo)...Fought off a block from G Larry Warford to bring down RB Zach Zenner for no gain on a run early in the second quarter.

►**Vs. N.Y. Giants (NFC Wild Card, Jan. 8):** Started and played 40 snaps, finishing with four tackles (all solo)...Helped limit RB Paul Perkins to just 30 yards on 10 carries (3.0 avg.).

11 Trevor Davis, WR, Rookie, California

• In two seasons at Cal, totaled 2,300 all-purpose yards, registering 1,071 yards receiving and seven touchdown catches on 64 receptions (16.7 avg.), 1,110 yards and two touchdowns on 45 kick returns (24.7 avg.), and 115 yards on 14 punt returns (8.2 avg.).

• In 2015, set career highs in games played (13), starts (nine), all-purpose yards (team-high 1,407), kickoff returns (32), kickoff-return yards (team-best 686), receptions (40), receiving yards (672) and yards per reception (16.8 avg., No. 2 on the team).

• As a junior, earned first-team All-Pacific-12 honors at kick returner from *Phil Steele's College Football* after ranking No. 2 nationally and leading the Pac-12 by averaging 32.6 yards per kickoff return, a school record.

2016 SEASON: Played in 11 games, seeing time on offense and special teams...Had three catches for 24 yards (8.0 avg.) and a TD, nine punt returns for 115 yards (12.8 avg.) with 11 fair catches, and three kickoff returns for 64 yards (21.3 avg.)...Was inactive for four games (one due to injury, three as healthy scratch) and dressed but did not play in another.

►**At Jacksonville (Sept. 11):** Inactive (shoulder).

►**At Minnesota (Sept. 18):** Made his NFL debut, seeing limited action on offense and special teams...Played five snaps on offense and handled punt-return duties late in the game (one fair catch, no returns).

►**Vs. Detroit (Sept. 25):** Played 12 snaps on offense and nine on special teams, returning one punt for 1 yard and drawing a 66-yard pass-interference penalty early in the second quarter...Got past CB Nevin Lawson deep down the middle of the field before being tripped up by him inside the 5-yard line as QB Aaron Rodgers rolled to his left and threw the deep pass to him...The penalty gave Green Bay the ball at the Detroit 2, and Rodgers found TE Richard Rodgers on the next play for a 2-yard TD pass.

►**Vs. N.Y. Giants (Oct. 9):** Had a 3-yard punt return along with two fair catches...Played seven snaps on offense.

►**Vs. Dallas (Oct. 16):** Posted a career-long 25-yard punt return late in the second quarter, the longest punt return of the season for the Packers, as he took the return out to the Green Bay 46...Also played 12 snaps on offense.

►**Vs. Chicago (Oct. 20):** Had one punt return for 6 yards along with four fair catches...Also played seven snaps on offense.

►**At Atlanta (Oct. 30):** Saw the most significant action of his career to date on offense and delivered three catches for 24 yards (8.0 avg.) and a TD...With just over 4:30 remaining in the first half, posted his first career TD catch when he hauled in a 9-yard pass from a scrambling QB Aaron Rodgers, getting both feet in bounds near the front pylon with CB Brian Poole blanketing him in coverage...Teamed up with WR Geronimo Allison as they became the first Green Bay rookie duo to both catch a TD pass in the same game since Joe Johnson and Max McGee on Dec. 12, 1954, at the Los Angeles Rams...Also returned two punts for 60 yards (30.0 avg.), highlighted by his 55-yard return down the sideline in the second quarter to the Atlanta 15 that set up his own TD catch four plays later...His punt return was the longest by a Packer since DB Micah Hyde's 55-yarder for a TD vs. Detroit on Dec. 28, 2014.

►**Vs. Indianapolis (Nov. 6):** Posted the first kickoff returns of his career, returning three kicks for 64 yards (21.3 avg.)...Also had an 8-yard punt return.

►**At Tennessee (Nov. 13):** Had two punt returns for 12 yards (6.0 avg.).

►**At Washington (Nov. 20):** Played two snaps on special teams.

►**At Philadelphia (Nov. 28):** Appeared on one play on special teams.

►**Vs. Houston (Dec. 4):** Inactive (healthy scratch).

►**Vs. Seattle (Dec. 11):** Inactive (healthy scratch).

►**At Chicago (Dec. 18):** Inactive (healthy scratch).

►**Vs. Minnesota (Dec. 24):** Was active, but did not see any action.

►**At Detroit (Jan. 1):** Appeared on three plays on special teams and one on offense.

►**Vs. N.Y. Giants (NFC Wild Card, Jan. 8):** Inactive (healthy scratch).

20 Makinton Dorleant, CB, Rookie, Northern Iowa

• Was signed by Green Bay as an undrafted free agent on May 6, 2016.

• Played three seasons at Northern Iowa after spending two years at the University of Maryland.

• Started 39 of 40 games played at UNI and posted 138 tackles (104 solo), two interceptions, six forced fumbles, two fumble recoveries and 30 passes defensed.

2016 SEASON: Played in four games and was inactive for another...Was placed on injured reserve (knee) on Jan. 5...Was on injured reserve for the first 11 games of the season due to a hamstring injury...Was activated from injured reserve; designated for return on Dec. 3.

►**Vs. Houston (Dec. 4):** Inactive (healthy scratch).

►**Vs. Seattle (Dec. 11):** Made his NFL debut, appearing on five plays on special teams.

►**At Chicago (Dec. 18):** Played one snap on defense and 12 on special teams, making his presence felt on his first defensive play...With five seconds remaining in the first half and the Bears at the Green Bay 44, batted down QB Matt Barkley's Hail Mary pass in the end zone that went into the arms of DB Micah Hyde for an interception.

►**Vs. Minnesota (Dec. 24):** Appeared on 18 plays on special teams and four on defense.

►**At Detroit (Jan. 1):** Played 10 snaps on special teams, but left the game late in the third quarter due to a knee injury.

91 Jayrone Elliott, LB, 3rd Year, Toledo

• Set career highs in games played (14), tackles (17), solo tackles (14), interceptions (one), passes defensed (two), forced fumbles (one) and sacks (three) in 2015. Ranked No. 3 on the team with a career-best 11 special teams tackles.

• After making the 53-man roster, played in 13 regular-season games and both postseason contests as a rookie in 2014, contributing primarily on special teams.

• Finished the season with 15 special teams tackles in '14, No. 1 among Packers rookies and No. 2 on the team behind S Sean Richardson (17).

2016 SEASON: Played in 11 games and posted 13 tackles (10 solo), a sack, five tackles for a loss and three QB pressures...Led the team with 11 tackles on special teams...Was sidelined for four games (Weeks 1-2, 16) due to injury and was inactive in Week 11 (healthy scratch).

►**At Jacksonville (Sept. 11):** Inactive (hamstring).

►**At Minnesota (Sept. 18):** Inactive (hamstring).

►**Vs. Detroit (Sept. 25):** Played 28 snaps on defense and 14 on special teams in his season debut...Brought down WR Golden Tate for an 8-yard loss on an end-around midway through the second quarter, avoiding a block attempt from FB Michael Burton to tackle Tate in the backfield...Finished with two tackles (both solo) and a QB pressure and added two tackles on special teams, which was tied for the team lead.

►**Vs. N.Y. Giants (Oct. 9):** Appeared on 20 plays on special teams and tied for the team lead with two tackles for the second straight games...Also played seven snaps on defense.

►**Vs. Dallas (Oct. 16):** Played nine snaps on defense and 11 on special teams...Registered two assisted tackles on defense.

►**Vs. Chicago (Oct. 20):** Appeared on 15 plays on special teams and four on defense.

►**At Atlanta (Oct. 30):** Played 14 snaps on defense and 12 on special teams, pacing the team with two tackles on special teams...Added a solo tackle on defense.

►**Vs. Indianapolis (Nov. 6):** Appeared on 20 plays on special teams.

►**At Tennessee (Nov. 13):** Played 22 snaps on defense and posted two solo tackles and a QB pressure...Came from the left side and tripped up RB Derrick Henry in the backfield for a 2-yard loss late in the first quarter...Had another tackle for a loss when he came off the right side to bring down RB

DeMarco Murray for a 2-yard loss on a fourth-quarter run...Added a tackle on special teams.

► **At Washington (Nov. 20):** Inactive (healthy scratch).

► **At Philadelphia (Nov. 28):** Registered a tackle on special teams and a solo tackle on defense.

► **Vs. Houston (Dec. 4):** Played 24 snaps on defense and 18 on special teams...After the Packers scored to go up, 14-7, tripped up RB Akeem Hunt on the ensuing kickoff return at the Houston 15...Finished with a team-high two tackles on special teams.

► **Vs. Seattle (Dec. 11):** Played 20 snaps on defense and a team-high 20 on special teams, recording a career-high five tackles (four solo), a sack and a QB pressure on defense...On Seattle's opening drive, knifed past G Rees Odhiambo to bring down RB Thomas Rawls for a 1-yard loss on third-and-1 along with LB Jake Ryan as the Packers forced Seattle to settle for a FG...Early in the fourth quarter, blew by T George Fant to bring down QB Russell Wilson for an 8-yard sack.

► **At Chicago (Dec. 18):** Appeared on 11 plays on special teams and led the team with a season-high three tackles.

► **Vs. Minnesota (Dec. 24):** Inactive due to a hand injury sustained in Week 15 against the Bears.

► **At Detroit (Jan. 1):** Inactive (hand).

► **Vs. N.Y. Giants (NFC Wild Card, Jan. 8):** Inactive (hand).

25 Marwin Evans, S, Rookie, Utah State

• Was one of five rookie free agents to make Green Bay's Week 1 roster.

• Started 13 of 27 games played at Utah State, totaling 83 tackles (36 solo), including 10 for a loss, two sacks, an interception for a 90-yard touchdown return, five pass breakups and three forced fumbles.

• Started all 13 games played as a senior in 2015, recording career highs in tackles (73), solo tackles (33), tackles for a loss (10), sacks (two), interceptions (one), pass breakups (five) and forced fumbles (two).

2016 SEASON: Played in all 16 games, seeing time primarily on special teams, and was tied for No. 2 on the team with nine tackles.

► **At Jacksonville (Sept. 11):** Played six snaps on special teams in his NFL debut.

► **At Minnesota (Sept. 18):** Appeared on three plays on special teams...Made his first career tackle on special teams, bringing down WR Cordarrelle Patterson at the Minnesota 23 on a first-quarter kickoff return.

► **Vs. Detroit (Sept. 25):** Played 10 snaps on special teams and was tied for the team lead with a career-high two tackles.

► **Vs. N.Y. Giants (Oct. 9):** Appeared on 10 plays on special teams.

► **Vs. Dallas (Oct. 16):** Played 14 snaps on special teams.

► **Vs. Chicago (Oct. 20):** Appeared on 14 plays on special teams and registered a tackle.

► **At Atlanta (Oct. 30):** Played 14 snaps on special teams.

► **Vs. Indianapolis (Nov. 6):** Played 22 snaps on special teams and two on defense, the first action of his NFL career on defense.

► **At Tennessee (Nov. 13):** Played 20 snaps on special teams and two on defense.

► **At Washington (Nov. 20):** Appeared on 16 plays on special teams.

► **At Philadelphia (Nov. 28):** Played 12 snaps on special teams, posting a tackle when he brought down RB Kenjon Barner at the Philadelphia 14 on a second-quarter kickoff return.

► **Vs. Houston (Dec. 4):** Appeared on 12 plays on special teams.

► **Vs. Seattle (Dec. 11):** Played 14 snaps on special teams.

► **At Chicago (Dec. 18):** Appeared on 14 plays on special teams and posted a tackle.

► **Vs. Minnesota (Dec. 24):** Played 18 snaps on special teams and two on defense...Made a tackle on special teams.

► **At Detroit (Jan. 1):** Played 17 snaps on special teams and also saw 12 plays of action on defense with injuries in the secondary...Led the team with two tackles on special teams...With the Packers kicking off from their own 20 early in the third quarter because of a penalty, made a key stop when he brought down WR Andre Roberts at the Detroit 29 for just a 12-yard return.

► **Vs. N.Y. Giants (NFC Wild Card, Jan. 8):** Appeared on 18 plays on special teams and posted a tackle.

51 Kyler Fackrell, LB, Rookie, Utah State

• Was named first-team All-Mountain West as a senior in 2015 after ranking first in the nation with five fumble recoveries and posting a school-record 12 QB hurries.

• Ranked second on the Aggies with 82 tackles in '15, including a team-high 15 tackles for a loss, along with four sacks and two forced fumbles.

• Became one of just 15 players in school history to earn first-team or second-team all-conference recognition three times during his career (2012-13, 2015).

2016 SEASON: Played in 13 games, seeing time on defense and special teams...Recorded nine tackles (all solo), two sacks, six QB pressures, a QB hit and a pass defended...Was tied for No. 2 on the team with nine tackles on special teams...Was inactive for three games (Weeks 12-14) due to a hamstring injury.

► **At Jacksonville (Sept. 11):** Played 18 snaps on special teams, which was tied for the team high, and seven on defense in his NFL debut...Posted a tackle on special teams, bringing down RB Corey Grant at the Jacksonville 18 on the opening kickoff of the game.

► **At Minnesota (Sept. 18):** Appeared on seven defensive plays and 19 on special teams...Posted a solo tackle and a QB pressure.

► **Vs. Detroit (Sept. 25):** Saw increased action with LB Clay Matthews (foot/hamstring) and DE/LB Datone Jones (knee) sidelined, appearing on a career-high 37 plays on defense...Posted his first career sack, beating LT Taylor Decker in the fourth quarter to wrap up QB Matthew Stafford for a 9-yard loss...Also played 22 snaps on special teams and made a tackle.

► **Vs. N.Y. Giants (Oct. 9):** Posted a sack for the second straight game, beating RT Bobby Hart to get to QB Eli Manning for a 6-yard loss late in the first half, also forcing the first fumble of his career on the sack, one that DT Kenny Clark recovered at the New York 33 and returned 2 yards to help set up a Mason Crosby FG as time expired in the first half...Finished with three tackles (all solo), two pressures and one QB hit...Also played 21 snaps on special teams (tied for the team lead) and tied for the team lead with two tackles, both coming on kickoff coverage.

► **Vs. Dallas (Oct. 16):** Played 15 snaps on special teams and seven on defense...Wrapped up WR Lucky Whitehead at the Dallas 24 on a kickoff return early in the second quarter.

► **Vs. Chicago (Oct. 20):** Appeared on 10 defensive plays, recording a QB pressure, and 16 plays on special teams.

► **At Atlanta (Oct. 30):** Played 19 snaps on defense and a team-high 22 on special teams...Registered a QB pressure.

► **Vs. Indianapolis (Nov. 6):** Appeared on 14 plays and posted three tackles (all solo), a QB pressure and a pass defended.

► **At Tennessee (Nov. 13):** Played 29 snaps on defense and a team-high 31 on special teams...Recorded a solo tackle on defense.

► **At Washington (Nov. 20):** Played 22 snaps on special teams and two on defense...Led the team with two tackles on special teams, with one coming on kickoff coverage and the other on punt coverage.

► **At Philadelphia (Nov. 28):** Inactive due to a hamstring injury that he sustained at the tail end of the Washington game.

► **Vs. Houston (Dec. 4):** Inactive (hamstring).

► **Vs. Seattle (Dec. 11):** Inactive (hamstring).

► **At Chicago (Dec. 18):** Played a team-high 21 snaps on special teams and registered two tackles...Also appeared on four defensive plays.

► **Vs. Minnesota (Dec. 24):** Appeared on a team-high 28 plays on special teams and also saw nine snaps on defense.

► **At Detroit (Jan. 1):** Played a team-high 24 snaps on special teams and two on defense.

► **Vs. N.Y. Giants (NFC Wild Card, Jan. 8):** Appeared on a team-high 27 plays on special teams and registered a tackle.

61 Brett Goode, LS, 9th Year, Arkansas

• Has appeared in 142 regular-season games and 12 playoff contests since joining the club in 2008, having recorded 12 coverage tackles and a fumble recovery in his nine seasons, including a career-best five tackles in 2010.

• Has snapped for all seven of the longest field goals in franchise history (all by K Mason Crosby).

2016 SEASON: Handled snapping duties in all 16 games for the eighth time in his nine-year career (14 games in 2015).

► **At Jacksonville (Sept. 11):** Handled snapping duties for all punts and placements.

► **At Minnesota (Sept. 18):** Snapped for P Jake Schum's five punts and K Mason Crosby's two extra points.

► **Vs. Detroit (Sept. 25):** Handled snapping duties for Crosby's two FGs and four extra points and Schum's two punts.

► **Vs. N.Y. Giants (Oct. 9):** Snapped for Crosby's three FGs and two extra points and Schum's four punts.

► **Vs. Dallas (Oct. 16):** Got down the field to down Schum's 47-yard punt at the Dallas 3 late in the first half...Snapped for Crosby's three FGs and one extra point and Schum's one punt.

► **Vs. Chicago (Oct. 20):** Snapped for all punts and placements.

► **At Atlanta (Oct. 30):** Snapped for Crosby's one FG and three extra points and Schum's three punts.

► **Vs. Indianapolis (Nov. 6):** Snapped for all placements and Schum's four punts as he registered a career-high net average (min. four punts) of 47.5 yards on four punts with a 48.3-yard gross average.

► **At Tennessee (Nov. 13):** Snapped for Schum as he registered a career-best gross average (min. four punts) of 50.5 yards on his four punts.

► **At Washington (Nov. 20):** Snapped for Schum's three punts (46.0-yard gross, 43.3-yard net) and Crosby's FG and three extra points.

► **At Philadelphia (Nov. 28):** Got down the field to down Schum's 43-yard punt at the Philadelphia 1-yard line late in the first half.

► **Vs. Houston (Dec. 4):** Snapped for Schum's five punts and Crosby's three extra points.

► **Vs. Seattle (Dec. 11):** Handled snapping duties for all punts and placements in what was his 150th career game (including playoffs).

► **At Chicago (Dec. 18):** Snapped for all punts and placements, including Crosby's game-winning 32-yard FG as time expired.

► **Vs. Minnesota (Dec. 24):** Snapped for Crosby's 48-yard FG and five extra points and Schum's six punts.

► **At Detroit (Jan. 1):** Snapped for Crosby's season-long 53-yard FG as time expired in the first half and Schum's five punts.

► **Vs. N.Y. Giants (NFC Wild Card, Jan. 8):** Snapped for Crosby's 32-yard FG and five extra points and Schum's six punts (41.2-yard net)... Added a tackle on special teams.

39 Demetri Goodson, CB, 3rd Year, Baylor

• Played in 14 games and both postseason contests in his second season in 2015, seeing time on defense and special teams. Recorded nine special teams tackles during the regular season, tied for No. 4 on the team, and was tied for the team lead with three tackles in the playoffs..

• Registered six special teams tackles in '14, No. 2 on the team among rookies behind only LB Jayrone Elliott.

2016 SEASON: Played in six games with three starts and recorded 14 tackles (11 solo) and two passes defended...Was placed on injured reserve (knee) on Dec. 3...Was on reserve/suspended for the first four games of the season and was inactive in Week 12 (knee).

► **Vs. Dallas (Oct. 16):** Saw significant action in his season debut because of injuries to CBs Sam Shields, Damarious Randall and Quinten Rollins, appearing on 36 plays...Recorded two tackles (both solo) and a pass defended.

► **Vs. Chicago (Oct. 20):** Started the first game of his NFL career, opening at LCB in place of an injured Damarious Randall (groin) and appearing on all 48 snaps...Registered five tackles (three solo).

► **At Atlanta (Oct. 30):** Started at LCB for the second straight week, appearing on 61 of 63 snaps and posting a career-high six tackles (five solo) and a pass defended...On Atlanta's opening drive, came up to drill TE Austin Hooper 3 yards short of the first-down marker on third down to force a Falcons FG...In the second quarter, got a hand in to break up Ryan's pass intended for WR Aldrick Robinson.

► **Vs. Indianapolis (Nov. 6):** Appeared on 14 plays on special teams.

► **At Tennessee (Nov. 13):** Played 27 snaps on defense and 22 on special teams, recording a solo tackle on defense.

► **At Washington (Nov. 20):** Started at LCB and played 10 snaps, but sustained a knee injury covering a punt midway through the second quarter and did not return.

► **At Philadelphia (Nov. 28):** Inactive (knee).

98 Letroy Guion, DT, 9th Year, Florida State

• Saw action in 13 games with four starts (three at DE, one at NT) in 2015 and also appeared in both postseason contests.

• Finished No. 2 on the defensive line in tackles (41) behind DT Mike Daniels (66) and registered multiple tackles in 10 of 13 regular-season games played, as well as both playoff games.

• Started all 16 games for the first time in his career in his first season in Green Bay in 2014.

• Registered a career-high 62 tackles (31 solo), a career-best 3½ sacks, a forced fumble, a pass defended, 10 QB hits and 13 pressures in '14. Ranked second on the defensive line in tackles behind only Daniels (69).

2016 SEASON: Started all 15 games he played in and registered 49 tackles (24 solo), including eight for a loss, three QB hits and a QB pressure...Led the defensive line in tackles and ranked No. 4 on the team in tackles for a loss...Was sidelined in Week 3 (knee)...Part of a run defense that ranked No. 8 in the league in rushing yards allowed per game (94.7) and No. 7 in runs of 10-plus yards allowed (37).

► **At Jacksonville (Sept. 11):** Started and played 39 snaps, recording four tackles (two solo), including two tackles for a loss...Brought down RB T.J. Yeldon for a 2-yard loss on a first-quarter run and then stopped him again for a 2-yard loss on a run on the same drive...Helped limit the Jaguars to just 48 yards rushing on 26 carries (1.8 avg.), the first time they had rushed for 48 or fewer yards on 25-plus attempts since Nov. 14, 1999 (vs. Baltimore, 47 yards on 26 attempts).

► **At Minnesota (Sept. 18):** Started, but was limited to just eight snaps of action after injuring his knee in the second quarter...Finished with two tackles (both solo), including one where he blew past C Joe Berger to bring down RB Adrian Peterson for a 4-yard loss on a run early in the second quarter.

► **Vs. Detroit (Sept. 25):** Inactive (knee), his first game missed due to injury as a member of the Packers.

► **Vs. N.Y. Giants (Oct. 9):** Started and played 28 snaps, finishing with two assisted tackles and a pass defended..Batted down a QB Eli Manning pass on New York's opening drive...Helped limit the Giants to just 43 yards rushing on 15 carries (2.9 avg.), bringing Green Bay's four-game total to just 171 rushing yards allowed, the second-fewest allowed by an NFL team in the first four games of a season since individual stats began to be recorded in 1933 behind only the 157 yards allowed by the 1995 San Francisco 49ers.

► **Vs. Dallas (Oct. 16):** Started and appeared on 38 plays, recording two tackles (one solo) and a QB hit.

► **Vs. Chicago (Oct. 20):** Started and played 16 snaps, posting two tackles (one solo).

► **At Atlanta (Oct. 30):** Started and played 25 snaps, leading the defensive line with four tackles (two solo), including a tackle for a loss...Stopped RB Terron Ward for a 1-yard loss on a second-quarter run.

► **Vs. Indianapolis (Nov. 6):** Started and played 35 snaps, helping to limit the Colts to 85 rushing yards on 28 carries (3.0 avg.)...Finished with three tackles (two solo).

► **At Tennessee (Nov. 13):** Started and posted two assisted tackles in 22 snaps of action.

► **At Washington (Nov. 20):** Started and played 36 snaps, finishing with four tackles (one solo).

► **At Philadelphia (Nov. 28):** Started and appeared on 32 plays, recording six tackles (three solo), including a tackle for a loss, and a QB pressure...Spun away from C Jason Kelce to bring down RB Wendell Smallwood for a 2-yard loss on a second-quarter run.

► **Vs. Houston (Dec. 4):** Started and played 36 snaps, recording six tackles (three solo), including a team-high three tackles for a loss...Shed a block from G Jeff Allen to bring down RB Alfred Blue for a 3-yard loss on a first-quarter run...Early in the fourth quarter, tackled Blue for a 9-yard loss after QB Brock Osweiler was pressured by LB Jake Ryan and dumped the ball off in the flat to Blue.

► **Vs. Seattle (Dec. 11):** Started and played 29 snaps, posting three tackles (two solo) and two QB hits.

► **At Chicago (Dec. 18):** Started and played 45 snaps, finishing with six

tackles (four solo) to lead the defensive line.

►**Vs. Minnesota (Dec. 24):** Started and appeared on 26 defensive plays, recording an assisted tackle.

►**At Detroit (Jan. 1):** Started and played 34 snaps, helping limit the Lions to an average of 3.6 yards per carry on 21 attempts...Posted three tackles (two solo), including a stop of RB Zach Zenner for a 3-yard loss on the final play of the third quarter.

►**Vs. N.Y. Giants (NFC Wild Card, Jan. 8):** Started and played 25 snaps, recording three assisted tackles...Helped limit RB Paul Perkins to just 30 yards on 10 carries (3.0 avg.).

36 LaDarius Gunter, CB, 2nd Year, Miami

• One of two rookie free agents to make Green Bay's opening-day roster in 2015.

• Saw action in eight games as a rookie, recording two tackles on special teams.

• Appeared in one postseason contest, playing 31 snaps on defense and 13 on special teams due to an injury to CB Quinten Rollins.

2016 SEASON: Played in all 16 games with 15 starts and posted 58 tackles (49 solo), a tackle for a loss, a team-high 15 passes defended and two forced fumbles.

►**At Jacksonville (Sept. 11):** Played 24 snaps on defense, registering two tackles (one solo).

►**At Minnesota (Sept. 18):** Made his first NFL start, opening at RCB in place of an injured Sam Shields (concussion)...Played 35 snaps and posted five tackles (all solo) and a forced fumble...The forced fumble came early in the second quarter when he punched the ball out from WR Adam Thielen after he made a catch over the middle on third down, a fumble that Thielen recovered.

►**Vs. Detroit (Sept. 25):** Started for the second straight week at RCB in place of an injured Shields, appearing on 63 of 68 defensive plays and recording three tackles (all solo) and a pass defended...Came up to drill RB Theo Riddick on a first-quarter screen pass for a loss of 3 yards...Broke up a deep pass from QB Matthew Stafford to WR Marvin Jones in the second quarter, nearly making a leaping interception in the end zone.

►**Vs. N.Y. Giants (Oct. 9):** Started at RCB for the third straight contest in place of Shields, one of five defensive players to play all 56 snaps...Helped limit the Giants' top three WRs (Odell Beckham Jr., Sterling Shepard and Victor Cruz) to a combined seven catches for 70 yards (10.0 avg.) and a TD...Recorded an assisted tackle and a pass defended.

►**Vs. Dallas (Oct. 16):** Started at RCB for the fourth straight game, appearing on 64 of 65 snaps, and registered four tackles (two solo).

►**Vs. Chicago (Oct. 20):** Started at RCB and played all 48 snaps, finishing with three tackles (all solo) and a team-high two passes defended...Helped limit WR Alshon Jeffery to just three receptions for 33 yards (11.0 avg.) on the evening.

►**At Atlanta (Oct. 30):** Started in the slot and played 60 of 63 snaps, matching up with WR Julio Jones for much of the afternoon and helping to limit him to just three receptions for 29 yards (9.7 avg.)...Posted five tackles (all solo) and a team-high two passes defended...On Atlanta's final drive, jumped a route to nearly pick off QB Matt Ryan's pass for WR Mohamed Sanu, breaking up the pass near midfield...Later on the drive, broke up a pass down the middle to Jones.

►**Vs. Indianapolis (Nov. 6):** Started at RCB and played all 68 snaps, one of three Green Bay defenders to do so, and registered seven tackles (all solo).

►**At Tennessee (Nov. 13):** Started at RCB and played 54 of 60 snaps...Recorded three tackles (two solo) and a pass defended...Early in the fourth quarter, broke up a deep pass down the left sideline from QB Marcus Mariota intended for WR Tajae Sharpe.

►**At Washington (Nov. 20):** Opened at RCB and played 66 of 68 snaps, recording a career-best eight tackles (six solo) and a pass defended...Broke up a pass from QB Kirk Cousins intended for WR Pierre Garcon with just under five minutes remaining in the fourth quarter.

►**At Philadelphia (Nov. 28):** Started at RCB and posted four tackles (all solo) and a pass defended...Early in the second quarter, broke up a third-down pass from QB Carson Wentz intended for WR Bryce Treggs to force a Philadelphia punt.

►**Vs. Houston (Dec. 4):** Started at RCB and played 63 of 66 snaps, finishing with four tackles (three solo), a forced fumble and two passes defended...On Houston's opening drive, came up to drill TE Ryan Griffin after he caught a pass in the flat, forcing a fumble that S Morgan Burnett scooped up at the Green Bay 41 and returned 35 yards to the Houston 24...Midway through the second quarter, fought off a block from WR Braxton Miller to trip up WR Will Fuller on a screen pass short of the first-down marker on third-and-18 to force a Houston punt...On the Texans' next offensive play, came up to break up Osweiler's pass intended for WR DeAndre Hopkins...Early in the fourth quarter, broke up a deep pass from Osweiler intended for Fuller.

►**Vs. Seattle (Dec. 11):** Started at RCB and played 56 snaps, posting an assisted tackle and two passes defended (tied for the team lead)...Early in the third quarter, deflected QB Russell Wilson's pass intended for WR Doug Baldwin near the goal line as CB Quinten Rollins caught the deflection in the end zone for the interception.

►**At Chicago (Dec. 18):** Started at RCB and played 64 of 66 snaps, recording three tackles (all solo).

►**Vs. Minnesota (Dec. 24):** Started at RCB, but was limited to just 19 snaps after departing the game in the second quarter due to an elbow injury...Registered two tackles (both solo).

►**At Detroit (Jan. 1):** Started at RCB and played all 66 snaps, finishing with three tackles (all solo) and a team-high two passes defended...Midway through the fourth quarter, broke up a slant from Stafford intended for WR TJ Jones...With less than two minutes remaining in the game, got his left hand in to break up Stafford's pass down the seam inside the 5-yard line that was intended for WR Marvin Jones.

►**Vs. N.Y. Giants (NFC Wild Card, Jan. 8):** Started at LCB and played all 65 snaps, posting two solo tackles...Helped limit Beckham to just 28 yards receiving on four catches (7.0 avg.), tied for the second-lowest yardage output of Beckham's career (including playoffs).

28 Josh Hawkins, CB, Rookie, East Carolina

• Was one of five rookie free agents to make Green Bay's opening-day roster.

• Started 28 of 50 career games played at East Carolina, totaling 139 tackles (88 solo), including 3½ for a loss, a forced fumble, nine interceptions and 22 pass breakups.

• Opened 10 of 12 games played as a senior in 2015, logging 42 tackles (27 solo), two interceptions for 100 return yards, and four pass breakups.

2016 SEASON: Played in 11 games and posted a pass defended and four tackles on special teams...Was sidelined for Weeks 1-2 due to a hamstring injury and was inactive for the final three games as a healthy scratch.

►**At Jacksonville (Sept. 11):** Inactive (hamstring).

►**At Minnesota (Sept. 18):** Inactive (hamstring).

►**Vs. Detroit (Sept. 25):** Made his NFL debut, appearing on seven plays on defense and six on special teams...Had a pass defended midway through the second quarter, coming back on the ball and diving over WR Golden Tate as he knocked down QB Matthew Stafford's pass.

►**Vs. N.Y. Giants (Oct. 9):** Played 10 snaps on special teams.

►**Vs. Dallas (Oct. 16):** Appeared on three plays on special teams.

►**Vs. Chicago (Oct. 20):** Played 13 snaps on special teams.

►**At Atlanta (Oct. 30):** Appeared on nine plays on special teams and one on defense.

►**Vs. Indianapolis (Nov. 6):** Appeared on seven plays on special teams.

►**At Tennessee (Nov. 13):** Played four snaps on special teams.

►**At Washington (Nov. 20):** Appeared on four plays on special teams.

►**At Philadelphia (Nov. 28):** Played nine snaps on special teams and registered his first career tackle, bringing down RB Kenjon Barner at the Philadelphia 13 on a kickoff return late in the fourth quarter.

►**Vs. Houston (Dec. 4):** Played 13 snaps on special teams and recorded a tackle.

►**Vs. Seattle (Dec. 11):** Appeared on 14 plays on special teams and registered a career-high two tackles.

►**At Chicago (Dec. 18):** Inactive (healthy scratch).

►**Vs. Minnesota (Dec. 24):** Inactive (healthy scratch).

►**At Detroit (Jan. 1):** Inactive (healthy scratch).

►**Vs. N.Y. Giants (NFC Wild Card, Jan. 8):** Played 13 snaps on special teams and posted a tackle.

7 Brett Hundley, QB, 2nd Year, UCLA

• Served as the No. 3 QB behind Aaron Rodgers and Scott Tolzien in 2015 and was inactive for all 16 regular-season games and both playoff contests.

• Led the NFL with 630 passing yards in the 2015 preseason, completing 45 of 65 passes (69.2 percent) for seven TDs with one INT for a 129.6 passer rating (No. 3 in the NFL).

• Registered a 142.4 passer rating in the preseason finale vs. New Orleans (Sept. 3), connecting on 16 of 23 passes for 236 yards and four TDs with no INTs.

2016 SEASON: Played in four games and served as the No. 2 QB for the other 12 contests as well as the NFC Wild Card game...Completed 2 of 10 passes for 17 yards.

►**At Tennessee (Nov. 13):** Made his regular-season NFL debut, taking over at QB for the final series...Completed 1 of 4 passes for 8 yards, with his first career completion coming to WR Ty Montgomery.

►**At Washington (Nov. 20):** Took over at QB for the final series with the Packers trailing, 42-24, and completed 1 of 3 passes for 9 yards (completion to TE Jared Cook).

►**Vs. Seattle (Dec. 11):** Took over at QB for Aaron Rodgers (coach's decision) with just under 12 minutes remaining in the game and the Packers leading (28-3)...Attempted just two passes with no completions.

►**Vs. Minnesota (Dec. 24):** Came in for Rodgers for the final series in the fourth quarter with the Packers leading, 38-19...Had just one pass attempt.

33 Micah Hyde, DB, 4th Year, Iowa

• Started 23 games in his first three seasons, opening 11 contests at nickel back, seven at free safety and five at strong safety.

• Only defensive back in franchise history (since 1982) to register a sack in each of his first four seasons in the NFL (2013-16).

• Is one of only two defensive backs in the NFL (Rams S T.J. McDonald) to register at least one sack each of the last four seasons.

• Is tied for No. 1 on the Packers (Sam Shields) with five interceptions since 2014, including a career-best three in 2015.

• Is tied for No. 1 in franchise history (Desmond Howard, Will Blackmon) with three career punt returns for TDs.

2016 SEASON: Played in all 16 games with 11 starts (eight at CB, one at SS, two as third safety) and recorded 61 tackles (47 solo), five tackles for a loss, a sack, three interceptions (tied his career high), 10 passes defensed, three QB hits and a pressure...Had 11 punt returns for 64 yards (5.8 avg.) with six fair catches, and six tackles on special teams (tied for No. 5 on the team).

►**At Jacksonville (Sept. 11):** Played 32 snaps on defense and registered a solo tackle...Had a key fumble recovery on LB Joe Thomas' interception early in the first quarter, recovering the fumble at the Jacksonville 29 to retain possession and help set up the Green Bay offense for its first score...Was one of a host of defenders to bring down WR Allen Hurns for a 1-yard loss on fourth-and-1 with 23 seconds remaining to secure the 27-23 victory for Green Bay...Added a tackle on special teams and served as the punt returner, but did not have any returns.

►**At Minnesota (Sept. 18):** Played 34 snaps on defense and posted three tackles (one solo)...Also served as the primary punt returner, but did not have any returns (four fair catches).

►**Vs. Detroit (Sept. 25):** Started at SS in place of an injured Morgan Burnett (groin), appearing on 67 of 68 defensive plays...Led the team with a career-high 10 tackles (all solo), adding a pass defensed and a QB hit.

►**Vs. N.Y. Giants (Oct. 9):** Started as the third CB with starters Damarious Randall (groin) and Sam Shields (concussion) both sidelined...Appeared on all 56 plays, one of five Green Bay defenders to do so, and matched his career high by posting 10 tackles (seven solo) for the second straight week, including a sack and three tackles for a loss...Helped limit the Giants' top three WRs (Odell Beckham Jr., Sterling Shepard and Victor Cruz) to a combined seven catches for 70 yards (10.0 avg.) and a TD...With just under two minutes remaining in the first half, broke up QB Eli

Manning's pass intended for Shepard near the sideline on third-and-6, forcing the Giants to settle for a 41-yard FG...Was credited with a sack late in the third quarter when he knocked Beckham out of bounds after the WR took a toss and then was looking to pass...It marked his fourth straight season with a sack (2013-16), making him the only Green Bay defensive back (since 1982) to record a sack in each of his first four seasons.

►**Vs. Dallas (Oct. 16):** Started as the third safety and played 53 of 65 snaps, finishing with two tackles (both solo).

►**Vs. Chicago (Oct. 20):** Started as the third CB and played all 48 snaps...Registered three tackles (two solo), including a stop of RB Jordan Howard for a 1-yard loss on a second-quarter run, and a pass defensed.

►**At Atlanta (Oct. 30):** Started at RCB and played 62 of 63 snaps...Posted two solo tackles on defense and added a stop on special teams.

►**Vs. Indianapolis (Nov. 6):** Started as the third CB and played 53 snaps, departing in the fourth quarter due to a shoulder injury...Posted three tackles (all solo) and two QB hits...Recorded a tackle for a loss in the third quarter, touching down RB Frank Gore after he slipped to the ground for a 3-yard loss on a lateral.

►**At Tennessee (Nov. 13):** Played 53 of 60 snaps and registered five tackles (three solo).

►**At Washington (Nov. 20):** Started as the third CB and played 65 of 68 snaps, posting three tackles (two solo).

►**At Philadelphia (Nov. 28):** Started as the third CB, seeing time at both CB and safety, and posted a solo tackle.

►**Vs. Houston (Dec. 4):** Played 26 snaps on defense and 11 on special teams, posting five tackles (four solo) and a pass defensed...With the Packers leading, 14-7, in the fourth quarter, came up to hit TE C.J. Fiedorowicz in the flat as he broke up the pass on third down and forced a Houston punt...Added a tackle on special teams.

►**Vs. Seattle (Dec. 11):** Started as a third safety and played 65 of 71 snaps...With six minutes remaining in the game, made an interception of QB Russell Wilson's screen pass that went off the hands of RB Troymaine Pope, picking the ball off at the Seattle 30 and returning it 11 yards...Also made three tackles (two solo).

►**At Chicago (Dec. 18):** Played 31 snaps and posted two tackles (both solo), an interception and a career-high three passes defensed...With five seconds remaining in the first half and the Bears at the Green Bay 44, intercepted QB Matt Barkley's Hail Mary pass in the end zone that had been batted down by CB Makinton Dorleant...Made a key pass breakup on the Bears' final offensive play...On third-and-goal from the 4 with 1:27 remaining and the Packers leading, 27-24, got his right hand in to knock down QB Matt Barkley's pass intended for WR Cameron Meredith in the front corner of the end zone, forcing the Bears to settle for a game-tying FG...Added two tackles on special teams.

►**Vs. Minnesota (Dec. 24):** Started as the third CB and played 71 snaps, finishing with three tackles (two solo) and two passes defensed...With a little more than five minutes remaining in the game, came over to break up a pass from QB Sam Bradford to TE Kyle Rudolph near the Green Bay 3...Added a tackle on special teams.

►**At Detroit (Jan. 1):** Started as the third CB and played all 66 snaps, moving to the outside later in the game with injuries to CBs Damarious Randall and Quinten Rollins...Posted three tackles (all solo) and an interception...Late in the fourth quarter, was matched up with WR Golden Tate on the outside and intercepted QB Matthew Stafford's back-shoulder throw to Tate just inside the end zone...Also returned four punts for 20 yards (5.0 avg.).

►**Vs. N.Y. Giants (NFC Wild Card, Jan. 8):** Started as the third CB and played all 65 snaps...Ranked second on the team with seven tackles (six solo), including a tackle for a loss, and added a pass defensed...On the Giants' first play from scrimmage, came from the slot to get into the backfield and bring down RB Paul Perkins for a 2-yard loss...On the Giants' next possession, got a hand in to break up QB Eli Manning's pass intended for WR Sterling Shepard in the end zone from the Green Bay 15, helping to limit the Giants to just a FG...Also returned five punts for 50 yards (10.0 avg.), including a 23-yard return to the Giants' 37 late in the third quarter that helped set up K Mason Crosby's 32-yard FG that gave Green Bay a 24-13 lead.

34 Don Jackson, RB, Rookie, Nevada

- Was originally signed by Green Bay as an undrafted free agent on May 6.
- Played three years at Nevada, amassing 2,371 yards (No. 13 in school history) and 19 TDs on 528 carries (4.5 avg.).

2016 SEASON: Played in three games and had 32 rushing yards on 10 carries (3.2 avg.)...Was inactive for one game...Was placed on injured reserve on Nov. 16 after sustaining a knee injury during practice...Spent the first six weeks on Green Bay's practice squad before being signed to the 53-man roster on Oct. 20.

►**Vs. Chicago (Oct. 20):** Played six snaps in his NFL debut after being signed to the active roster the day of the game...Had two carries for 6 yards (3.0 avg.) before departing the game due to a hand injury.

►**At Atlanta (Oct. 30):** Carried the ball four times for 10 yards (2.5 avg.) in 10 snaps of action.

►**Vs. Indianapolis (Nov. 6):** Rushed for 16 yards on four carries (4.0 avg.).

►**At Tennessee (Nov. 13):** Inactive (healthy scratch).

83 Jeff Janis, WR, 3rd Year, Saginaw Valley State

- Played in all 16 games last season, ranking No. 2 on the team with 15 tackles on special teams and posting a 29.0-yard average on 14 kickoff returns, including three of 45-plus yards.

- Registered seven catches for 145 yards (20.7 avg.) and two TDs in an NFC Divisional playoff contest at Arizona last season, becoming the first player in franchise history to record seven-plus receptions, 140-plus receiving yards and two-plus TD catches in a postseason game.
- Appeared in three contests as a rookie in 2014, posting two receptions for 16 yards (8.0 avg.).

2016 SEASON: Played in all 16 games with one start, seeing time on offense and special teams...Had 11 catches for 93 yards (8.5 avg.) and a TD as well as two carries for 38 yards (19.0 avg) and a score...Was one of only two players on the team with both a rushing TD and a receiving TD this season (FB Aaron Ripkowski)...Registered five tackles on special teams and six kickoff returns for 119 yards (19.8 avg.)...Was limited to playing on special teams for the first three games because of an injured hand that required him to wear a club cast.

►**At Jacksonville (Sept. 11):** Playing with a club on his injured hand, appeared on 12 plays on special teams.

►**At Minnesota (Sept. 18):** Played 15 snaps on special teams.

►**Vs. Detroit (Sept. 25):** Appeared on 11 plays on special teams and saw his first offensive action of the season, playing the final three snaps of the game as QB Aaron Rodgers took a knee to run out the clock...Made a tackle on special teams.

►**Vs. N.Y. Giants (Oct. 9):** Appeared on 21 plays on special teams (tied for the team lead) and 13 on offense, playing without a club cast on his injured hand for the first time this season...Had an 18-yard kickoff return and a tackle on special teams.

►**Vs. Dallas (Oct. 16):** Played 32 snaps on offense and registered his first catches of the season, hauling in two passes for 14 yards (7.0 avg.).

►**Vs. Chicago (Oct. 20):** Played a season-high 41 snaps on offense and had two catches for 9 yards (4.5 avg.)...Also had a 17-yard kickoff return.

►**At Atlanta (Oct. 30):** With injuries sidelining WRs Randall Cobb and Ty Montgomery, saw his most significant action of the season to date, appearing on 58 plays and posting a regular-season career-high four receptions for 30 yards (7.5 avg.) and a TD...The TD catch was the first of his career in the regular season and put the Packers ahead, 32-26, after the ensuing two-point conversion by Rodgers...On the TD grab, separated himself from CB C.J. Goodwin to find an opening in the back of the end zone, making the grab and getting down with S Ricardo Allen coming at him to deliver a hit.

►**Vs. Indianapolis (Nov. 6):** Started the game as the third WR, the first start of his NFL career...Played 44 snaps and had a 25-yard reception in the third quarter, his longest catch of the season...Caught a quick pass from Rodgers and took it down the middle of the field to the Indianapolis 14 to help set up a 27-yard Mason Crosby FG.

►**At Tennessee (Nov. 13):** Appeared on 24 plays on special teams and 10 on offense.

►**At Washington (Nov. 20):** Played 19 snaps on special teams and two

on offense...Had a 7-yard kickoff return.

►**At Philadelphia (Nov. 28):** Appeared on 14 plays on special teams and six on offense, posting one catch for 7 yards.

►**Vs. Houston (Dec. 4):** With less than five minutes remaining in the game, had a 19-yard gain on his first career carry, taking an end-around down to the Houston 3 to set up FB Aaron Ripkowski's 3-yard TD run on the next play...Also posted a 28-yard kickoff return out to the Green Bay 30 to start the second half.

►**Vs. Seattle (Dec. 11):** Posted his first career rushing TD, taking an end-around from QB Brett Hundley in the fourth quarter and going 19 yards for the score...Also played 16 snaps on special teams.

►**At Chicago (Dec. 18):** Played 18 snaps on special teams and one on offense, returning one kickoff for 21 yards...Added two tackles on special teams.

►**Vs. Minnesota (Dec. 24):** Appeared on 22 plays on special teams and seven on offense...Had an 8-yard reception and a tackle on special teams.

►**At Detroit (Jan. 1):** Played 18 snaps on special teams and 12 on offense.

►**Vs. N.Y. Giants (NFC Wild Card, Jan. 8):** Played 24 snaps on special teams and 16 on offense...Was tied for the team lead with three tackles on special teams, including a stop of WR Dwayne Harris for no gain on a punt return early in the second quarter and a tackle of Harris for just a 1-yard return at the New York 8 on a punt later in the second quarter...Also returned three kickoffs for 77 yards (25.7 avg.), highlighted by a 33-yard return out to the Green Bay 44 in the second quarter.

95 Datone Jones, DE/LB, 4th Year, UCLA

- Has played in 59 games with seven starts in four seasons and has registered nine sacks.

- Finished second on the team with 13 QB hits in 2015.

- Played in 13 games with three starts and appeared in both playoff contests in 2014. Ranked No. 4 on the team in pressures (15) and tied for No. 5 in QB hits (eight) during the regular season.

2016 SEASON: Played in 15 games with four starts (three at LOLB, one at DE) and registered 30 tackles (20 solo), a sack, three tackles for a loss, 16 QB hits (No. 1 on the team), 12 QB pressures (No. 5 on the team) and two passes defended.

►**At Jacksonville (Sept. 11):** Played 40 snaps on defense and recorded a QB pressure and a QB hit...Helped limit the Jaguars to just 48 yards rushing on 26 carries (1.8 avg.), the first time they had rushed for 48 or fewer yards on 25-plus attempts since Nov. 14, 1999 (vs. Baltimore, 47 yards on 26 attempts).

►**At Minnesota (Sept. 18):** Appeared on 34 defensive plays and posted three tackles (two solo)...Stopped WR Cordarrelle Patterson for a 4-yard loss on an end-around early in the fourth quarter.

►**Vs. Detroit (Sept. 25):** Inactive (knee).

►**Vs. N.Y. Giants (Oct. 9):** Returned to action after missing one game and played 24 snaps on defense, recording two tackles (one solo) and two pressures.

►**Vs. Dallas (Oct. 16):** Played 33 snaps and registered five tackles (four solo), a team-high three QB pressures and a QB hit.

►**Vs. Chicago (Oct. 20):** Appeared on 21 plays and recorded two QB pressures, two QB hits and a pass defended...Late in the fourth quarter, got a piece of the ball to break up a QB Matt Barkley pass intended for TE Zach Miller...Later in the quarter, made an inside move on T Bobby Massie and hit Barkley as he released the ball, a pass that was intercepted by LB Nick Perry at the Green Bay 40.

►**At Atlanta (Oct. 30):** Played 23 snaps and registered an assisted tackle and a QB hit.

►**Vs. Indianapolis (Nov. 6):** Appeared on 46 plays and posted a pass defended and a QB pressure.

►**At Tennessee (Nov. 13):** Started at DE and played 39 snaps, finishing with two tackles (both solo)...From the LOLB spot, tackled QB Marcus Mariota for a 2-yard loss late in the fourth quarter on a running play.

►**At Washington (Nov. 20):** Played 25 snaps and posted two solo tackles.

►**At Philadelphia (Nov. 28):** Appeared on 28 plays and posted a QB hit and a QB pressure...Beat T Allen Barbre to drill QB Carson Wentz and

force an incomplete pass early in the third quarter...Made an inside move on Barbre on the next play to get a hand in Wentz's face as he overthrew TE Zach Ertz over the middle, a pass that was intercepted by S Ha Ha Clinton-Dix at the Green Bay 16.

►**Vs. Houston (Dec. 4):** Played a season-high 56 snaps and registered a season-high six tackles (five solo), a QB pressure and a QB hit...Early in the second quarter, helped bring down RB Alfred Blue for no gain on a fourth-and-1 at the Green Bay 49.

►**Vs. Seattle (Dec. 11):** Started at LOLB in place of an injured Nick Perry (hand) and played 45 snaps, finishing with three tackles (one solo), a sack, a QB pressure and a team-high five QB hits...Late in the third quarter, fought off a block from T Bradley Sowell to get to QB Russell Wilson for a 3-yard sack.

►**At Chicago (Dec. 18):** Started at LOLB for Perry for the second straight week and played 49 snaps, recording two tackles (both assisted), a pressure and two QB hits.

►**Vs. Minnesota (Dec. 24):** Started at LOLB for the third straight game, appearing on 51 plays and posting a pressure and a QB hit.

►**At Detroit (Jan. 1):** Played 34 snaps, posting four tackles (three solo).. and a QB hit...Shed a block by TE Matthew Mulligan to bring down RB Zach Zenner for no gain on a first-quarter run.

►**Vs. N.Y. Giants (NFC Wild Card, Jan. 8):** Appeared on 20 defensive plays and recorded an assisted tackle.

40 Joe Kerridge, FB, Rookie, Michigan

• Entered the NFL as an undrafted free agent with the Washington Redskins, spending time on Washington's practice squad earlier this season.

• Played in 48 games with 14 starts at Michigan, serving as a team captain as a senior in 2015 and rushing for 62 yards and a TD on 14 carries (4.4 avg.) that season.

2016 SEASON: Played in eight games, seeing time primarily on special teams, and recorded two tackles...Was signed to the active roster from the practice squad on Nov. 7...Spent five games on Green Bay's practice squad (Weeks 5-9).

►**At Tennessee (Nov. 13):** Made his NFL debut, appearing on nine plays on special teams.

►**At Washington (Nov. 20):** Played 15 snaps on special teams and posted a tackle.

►**At Philadelphia (Nov. 28):** Appeared on five plays on special teams and also saw the first regular-season action of his career on offense as he played three snaps...Recorded a tackle on special teams.

►**Vs. Houston (Dec. 4):** Played five snaps on offense and 10 on special teams.

►**Vs. Seattle (Dec. 11):** Appeared on four plays on offense and six on special teams.

►**At Chicago (Dec. 18):** Played six snaps on special teams and one on offense.

►**Vs. Minnesota (Dec. 24):** Appeared on one offensive play.

►**At Detroit (Jan. 1):** Played six snaps on offense and five on special teams.

►**Vs. N.Y. Giants (NFC Wild Card, Jan. 8):** Appeared on five plays on special teams and one on offense.

27 Eddie Lacy, RB, 4th Year, Alabama

• With 3,075 rushing yards from 2013-15, joined RB John Brockington (3,276, 1971-73) as the only two players in franchise history to rush for 3,000-plus yards in their first three seasons in the NFL.

• Was one of only two NFL players (Bills RB LeSean McCoy) to have three or more 100-yard rushing games each season from 2013-15.

• With 1,178 rushing yards in 2013 and 1,139 in 2014, became just the fifth player in franchise history to register back-to-back 1,000-yard rushing seasons.

2016 SEASON: Started all five games he appeared in and posted 360 rushing yards on 71 carries (5.1 avg.)...Registered 10 runs of 10-plus yards and also had four receptions for 28 yards (7.0 avg.)...Was placed on injured reserve (ankle) on Oct. 20.

►**At Jacksonville (Sept. 11):** Led the team with 61 rushing yards on 14 attempts (4.4 avg.), highlighted by a 28-yard run late in the third

quarter...Took the handoff to the right side, first cutting left before cutting right at the second level as he made S Tashaun Gipson miss as he took the ball to the Jacksonville 17, a run that would help set up K Mason Crosby's 20-yard FG...Added a 17-yard catch on a screen pass in the second quarter, bouncing off a tackle attempt by S Johnathan Cyprien and then diving over Gipson at the end of the play.

►**At Minnesota (Sept. 18):** Posted a team-high 50 yards rushing on 12 carries (4.2 avg.)...Had two runs of 10-plus yards, a 13-yarder up the middle in the fourth quarter and a 12-yard gain off the left end in the third quarter.

►**Vs. Detroit (Sept. 25):** Led the team with 103 rushing yards on just 17 carries (6.1 avg.), the 11th 100-yard rushing game of his career as he moved past RB Dorsey Levens (10) for sole possession of the No. 5 spot in team history...Rushed for a season-high five first downs, highlighted by a 25-yard run in the second quarter that he took up the middle and then bounced out down the right sideline for the big gain.

►**Vs. N.Y. Giants (Oct. 9):** Led the team with 81 yards rushing on just 11 carries (7.4 avg.), exiting the game in the third quarter due to an ankle injury...Rushed for 77 yards in the first half, the second-best mark in his career in a first half behind only his 84-yard effort at Tampa Bay on Dec. 21, 2014...His average of 7.4 yards per carry was the second best of his career in a game with 10-plus carries behind only his 8.1 yard average vs. Minnesota on Oct. 2, 2014 (13 carries for 105 yards)...Posted a season-long 31-yard run midway through the second quarter, initially taking the run outside before cutting inside and then bouncing it out again, making S Andrew Adams miss at the second level as he took it down the sideline to the New York 49.

►**Vs. Dallas (Oct. 16):** Playing through an ankle injury, led the team with 65 yards on 17 carries (3.8 avg.), including a 25-yard run to the Dallas 28 midway through the first quarter...Took the carry off of right end, hurdling S Byron Jones toward the end of the run for extra yardage...It marked his third straight game with a carry of 25-plus yards, the first Packer to accomplish that feat in a single season since RB Ryan Grant in 2007 (Weeks 12-14).

70 T.J. Lang, G, 8th Year, Eastern Michigan

• Has started 91 games since 2011, the most by any Green Bay player on the offensive side of the ball over that span.

• Opened all 15 contests he played in at RG in 2015 and was named a Pro Bowl alternate for the second straight season.

• Has started 93 games during his career, opening contests at four different positions (59 at RG, 27 at LG, five at RT, two at LT).

2016 SEASON: Started all 13 games he played in at RG and was selected to his first career Pro Bowl...Part of a line that helped the Packers rank in the top 10 in the NFL in scoring (No. 4, 27.0), yards per game (No. 8, 368.8), passing yards per game (No. 7, 262.4), yards per carry (No. 7, 4.55), third-down conversions (No. 2, 46.7), first downs (No. 7, 349), time of possession (No. 5, 31:14) and giveaways (t-No. 8, 17)...Was sidelined for three games (Weeks 11-13, foot).

►**At Jacksonville (Sept. 11):** Started at RG and played all 64 snaps...Helped protect QB Aaron Rodgers as he was sacked just one time on the afternoon and as he threw for 199 yards and two TDs on 20-of-34 passing with a rushing TD.

►**At Minnesota (Sept. 18):** Started at RG and played 70 of 71 snaps, coming off the field for one play in the third quarter when his shoe fell off.

►**Vs. Detroit (Sept. 25):** Started at RG and played all 54 snaps, helping to clear the way for RB Eddie Lacy's season-high 103 yards rushing on just 17 carries (6.1 avg.)...Also protected Rodgers as he threw a season-high four TD passes, with all of them coming in the first half.

►**Vs. N.Y. Giants (Oct. 9):** Started at RG and played all 80 snaps, helping the offense record season bests for total yards (406), rushing yards (147), first downs (23) and time of possession (36:38)...Part of a line that did not allow a sack of Rodgers and helped clear the way for Lacy's 81 rushing yards on just 11 carries (7.4 avg.).

►**Vs. Dallas (Oct. 16):** Started at RG and played all 70 snaps, helping the offense post season highs for total first downs (24) and passing first downs (17)...Protected Rodgers as he completed 31 of 42 passes for 294 yards and a TD with one INT and was sacked just once on the afternoon.

►**Vs. Chicago (Oct. 20):** Started at RG and appeared on 71 of 87 plays, missing the first two series of the second half due to a hip injury...Helped the offense record 406 total yards (tied for the season high) and a 39:36 time of possession, the best mark by Green Bay since Oct. 27, 2013, at Minnesota (40:54)...Protected Rodgers as he completed a franchise-record 39 passes, including 10-plus passes to three different players (WRs Davante Adams, Randall Cobb and Ty Montgomery), only the second time in NFL history (New England Patriots, Nov. 13, 1994) that a team has accomplished that feat in a game.

►**At Atlanta (Oct. 30):** Started at RG and played 59 of 62 snaps, departing the game briefly in the fourth quarter due to injury...Part of a line that protected Rodgers as he threw for 246 yards and four TDs on 28-of-38 passing...Helped the offense rack up 108 rushing yards on 19 carries (5.7 avg.).

►**Vs. Indianapolis (Nov. 6):** Started at RG and played all 69 snaps, helping the offense register 405 total yards...Protected Rodgers as he threw for 297 yards and three TDs on 26-of-43 passing, his third straight game with three-plus TD passes.

►**At Tennessee (Nov. 13):** Started at RG, but sustained a foot injury on Green Bay's fourth offensive snap and did not return.

►**At Washington (Nov. 20):** Inactive (foot), just his third game missed due to injury since taking over as a starter in 2011.

►**At Philadelphia (Nov. 28):** Inactive (foot).

►**Vs. Houston (Dec. 4):** Inactive (foot).

►**Vs. Seattle (Dec. 11):** Returned to action, starting at RG and helping to protect Rodgers as he completed 18 of 23 passes for 246 yards and three TDs with no INTs for a 150.8 passer rating, the fourth-highest rating of his career...Part of a line that allowed just one sack, the third straight game with either one or zero sacks allowed, Green Bay's longest streak since a four-game stretch to end the 2014 season.

►**At Chicago (Dec. 18):** Started at RG and played 59 of 61 snaps, missing the final two offensive plays after sustaining a back injury...Helped the offense rack up 226 yards rushing and three TDs on just 23 carries (9.8 avg.)...The average of 9.8 yards per carry was the best in franchise history (since 1940) in games with 20-plus attempts, topping the previous high of 9.2 yards per carry at Washington on Oct. 10, 2010 (17 carries for 157 yards)...The average per carry was also the second-best mark by an NFL team since the 1970 AFL-NFL merger among teams with 20-plus attempts behind only the 11.0-yard average posted by the Cincinnati Bengals (37-407) vs. Denver on Oct. 22, 2000...Helped clear holes for RB Ty Montgomery to rush for a career-high 162 yards and two TDs on 16 attempts (10.1 avg.), the best yardage output by a Green Bay player since Samkon Gado's 171-yard outing vs. Detroit on Dec. 11, 2005.

►**Vs. Minnesota (Dec. 24):** Started at RG and played all 59 snaps, helping to protect Rodgers (28 of 38, 347 yards, four TDs, 136.6 rating) as he became the first QB to throw for 300-plus yards against the Vikings this season...Helped the Packers register their third straight game with 30-plus points, the first time Green Bay has done so since 2013 (Weeks 15-17).

►**At Detroit (Jan. 1):** Started at RG and played all 75 snaps, helping the offense rack up 448 yards and 28 first downs with no giveaways (tied the franchise record set in 2014)...Helped the Packers register their fourth straight 30-point game, tied for the second-longest single-season streak in team history...Protected Rodgers as he was sacked just once on the evening and threw for 300 yards and four TDs on 27-of-39 passing with no INTs, his team-record seventh straight game without an INT...Helped clear holes for Green Bay's 153 yards rushing on 31 carries (4.9 avg.), the second-highest yardage output on the ground by the Packers on the season, with three players rushing for 40-plus yards.

►**Vs. N.Y. Giants (NFC Wild Card, Jan. 8):** Started at RG and played all 71 snaps, helping to protect Rodgers as he completed 25 of 40 passes for 362 yards and four TDs with no INTs for a 125.2 rating...Helped the offense post its fifth straight game with 30-plus points, the longest streak by the Packers (including playoffs) since a seven-game streak in 1963... Also part of an offense that did not turn the ball over for the fifth straight game, the longest streak in team annals (including playoffs).

63 Corey Linsley, C, 3rd Year, Ohio State

• Has started all 38 regular-season games he has played in since entering the league in 2014.

• Started every game in 2014, becoming the first rookie center to start every game for the Packers since the league went to a 16-game schedule in 1978.

• Was named to the PFWA's All-Rookie team in 2014, the first Green Bay center to be honored since its inception in 1974.

2016 SEASON: Started all nine games he appeared in at C...Helped the offense average 28.9 points per game (No. 4 in the NFL) and 389.3 yards per game (No. 5 in the league) since returning from injury in Week 9...Part of a line that helped the Packers rank in the top 10 in the NFL in scoring (No. 4, 27.0), yards per game (No. 8, 368.8), passing yards per game (No. 7, 262.4), yards per carry (No. 7, 4.55), third-down conversions (No. 2, 46.7), first downs (No. 7, 349), time of possession (No. 5, 31:14) and giveaways (t-No. 8, 17) this season...Was on reserve/physically unable to perform for the entire preseason and the first seven regular-season games due to a hamstring injury...Was activated to the 53-man roster on Nov. 5.

►**Vs. Indianapolis (Nov. 6):** Made his season debut, starting at C and playing all 69 snaps...Helped the offense register 405 total yards and protected QB Aaron Rodgers as he threw for 297 yards and three TDs on 26-of-43 passing.

►**At Tennessee (Nov. 13):** Started at C and played all 78 snaps, helping the offense register 402 total yards.

►**At Washington (Nov. 20):** Started at C and played all 70 snaps, helping to protect Rodgers as he threw for 351 yards and three TDs on 26-of-41 passing, only the third time in his career that he posted back-to-back 350-yard passing games (2009, 2011)...Part of an offense that posted a season-high 424 total yards, its third straight game with 400-plus yards, only the second time the Packers have done so in the last seven seasons (Weeks 8, 10-11 in 2014).

►**At Philadelphia (Nov. 28):** Started at C and played all 71 snaps, protecting Rodgers as the line didn't allow a sack and provided time for him to complete 30 of 39 passes for 313 yards and two TDs for a 116.7 passer rating...The zero-sack game came against an Eagles defense that entered the contest ranked No. 7 in the league in sacks with 26...Helped the offense register its fourth straight game with 385-plus yards (387), the longest single-season streak by the Packers since 2013 (Weeks 1-5)...Part of an offense that converted 10 of 14 third downs, a 71.4 conversion rate that was the best by an NFL team this season and the best by Green Bay since at Minnesota on Oct. 27, 2013 (13 of 18, 72.2 percent).

►**Vs. Houston (Dec. 4):** Started at C and played all 58 snaps as part of a line that allowed just one sack of Rodgers on the afternoon...Helped give Rodgers time to complete 20 of 30 passes for 209 yards and two TDs with no INTs for a 108.9 rating, his third straight game with a 100-plus rating.

►**Vs. Seattle (Dec. 11):** Started at C and appeared on all 59 snaps, helping to protect Rodgers as he completed 18 of 23 passes for 246 yards and three TDs with no INTs for a 150.8 passer rating, the fourth-highest rating of his career...Part of a line that allowed just one sack, the third straight game with either one or zero sacks allowed, Green Bay's longest streak since a four-game stretch to end the 2014 season.

►**At Chicago (Dec. 18):** Started at C and played 60 of 61 snaps, missing one play in the first half due to an equipment issue...Helped the offense rack up 226 yards rushing and three TDs on just 23 carries (9.8 avg.)...The average of 9.8 yards per carry was the best in franchise history (since 1940) in games with 20-plus attempts, topping the previous high of 9.2 yards per carry at Washington on Oct. 10, 2010 (17 carries for 157 yards)...The average per carry was also the second-best mark by an NFL team since the 1970 AFL-NFL merger among teams with 20-plus attempts behind only the 11.0-yard average posted by the Cincinnati Bengals (37-407) vs. Denver on Oct. 22, 2000...Helped clear holes for RB Ty Montgomery to rush for a career-high 162 yards and two TDs on 16 attempts (10.1 avg.), the best yardage output by a Green Bay player since Samkon Gado's 171-yard outing vs. Detroit on Dec. 11, 2005.

►**Vs. Minnesota (Dec. 24):** Started at C and played all 59 snaps, helping to protect Rodgers (28 of 38, 347 yards, four TDs, 136.6 rating) as he became the first QB to throw for 300-plus yards against the Vikings this season...Helped the Packers register their third straight game with 30-plus

points, the first time Green Bay has done so since 2013 (Weeks 15-17).

►**At Detroit (Jan. 1):** Started at C and played all 75 snaps, helping the offense rack up 448 yards and 28 first downs with no giveaways (tied the franchise record set in 2014)...Helped the Packers register their fourth straight 30-point game, tied for the second-longest single-season streak in team history...Protected Rodgers as he was sacked just once on the evening and threw for 300 yards and four TDs on 27-of-39 passing with no INTs, his team-record seventh straight game without an INT...Helped clear holes for Green Bay's 153 yards rushing on 31 carries (4.9 avg.), the second-highest yardage output on the ground by the Packers on the season, with three players rushing for 40-plus yards.

►**Vs. N.Y. Giants (NFC Wild Card, Jan. 8):** Started at C and played all 71 snaps, helping to protect Rodgers as he completed 25 of 40 passes for 362 yards and four TDs with no INTs for a 125.2 rating...Helped the offense post its fifth straight game with 30-plus points, the longest streak by the Packers (including playoffs) since a seven-game streak in 1963... Also part of an offense that did not turn the ball over for the fifth straight game, the longest streak in team annals (including playoffs).

94 Dean Lowry, DE, Rookie, Northwestern

• Earned second-team All-Big Ten honors as a senior in 2015 after posting 46 tackles (27 solo), including 13½ tackles for a loss (second on the team), three sacks, an interception, a fumble recovery and seven passes defended.

• Set a school single-game record and tied the sixth-best mark in conference history with six tackles for a loss in Northwestern's win at Nebraska in 2015.

• Was an honorable mention All-Big Ten choice as a junior in 2014 after recording 41 tackles (25 solo), including eight tackles for a loss, four sacks, a forced fumble and eight passes defended.

2016 SEASON: Played in 15 games and registered 14 tackles (eight solo), two sacks, three tackles for a loss, nine QB pressures and three QB hits...Dressed but did not see any action in Week 12.

►**At Jacksonville (Sept. 11):** Appeared on seven defensive plays in his NFL debut.

►**At Minnesota (Sept. 18):** Appeared on six plays on defense.

►**Vs. Detroit (Sept. 25):** Played 11 snaps on defense and six on special teams...Shed a block from LT Taylor Decker to stop RB Theo Riddick for a 1-yard loss on a second-quarter run...Finished with two tackles (both solo).

►**Vs. N.Y. Giants (Oct. 9):** Played eight snaps on defense, posting an assisted tackle and two QB pressures.

►**Vs. Dallas (Oct. 16):** Appeared on three plays on defense and one on special teams.

►**Vs. Chicago (Oct. 20):** Played four snaps on defense, recording a QB pressure and a QB hit.

►**At Atlanta (Oct. 30):** Appeared on two plays on defense.

►**Vs. Indianapolis (Nov. 6):** Played five snaps on defense and registered an assisted tackle.

►**At Tennessee (Nov. 13):** Appeared on five defensive plays and recorded a solo tackle.

►**At Washington (Nov. 20):** Played two defensive snaps.

►**At Philadelphia (Nov. 28):** Was active, but did not see any action.

►**Vs. Houston (Dec. 4):** Played 18 snaps on defense and posted his first career sack along with a pass defended, three QB pressures (tied for the team lead) and a QB hit...Midway through the second quarter, came through the line between T Duane Brown and G Xavier Su'a-Filo to sack QB Brock Osweiler for an 8-yard loss...Early in the third quarter, walked back Su'a-Filo as he pressured Osweiler, getting a hand up to knock down his pass intended for TE C.J. Fiedorowicz.

►**Vs. Seattle (Dec. 11):** Appeared on a career-high 34 plays on defense and posted a career-best four tackles (two solo), a sack, a QB hit and a QB pressure...Midway through the second quarter, fought off a block from T Bradley Sowell, staying with the play as QB Russell Wilson tried to scramble as he sacked him for an 11-yard loss on third down...It marked his second straight game with a sack

►**At Chicago (Dec. 18):** Played 22 snaps on defense and registered two tackles (both assisted).

►**Vs. Minnesota (Dec. 24):** Appeared on 19 defensive plays and recorded two QB pressures.

►**At Detroit (Jan. 1):** Played 12 snaps and posted a pair of solo tackles.

►**Vs. N.Y. Giants (NFC Wild Card, Jan. 8):** Appeared on 16 defensive plays.

50 Blake Martinez, LB, Rookie, Stanford

• Finished his collegiate career with 257 tackles (137 solo), 13½ tackles for a loss, 6½ sacks, five interceptions and five forced fumbles in 51 games played. Led the team in tackles as a junior (102) and senior (141).

• Led the Pacific-12 and ranked seventh nationally with 141 tackles (75 solo) as a senior, averaging a conference-best 10.1 tackles per game. Recorded 84 more tackles than the No. 2 tackler on the team.

• In 2015, was named third-team All-America by *The Associated Press*, second-team All-America by *USA Today* and *Phil Steele's College Football*, and first-team All-Pac-12 by *AP* and *Phil Steele's College Football*.

2016 SEASON: Played in 13 games with nine starts at ILB and ranked No. 5 on the team with 62 tackles (46 solo), a sack, four tackles for a loss, two QB hits, two QB pressures, an interception and five passes defended... Part of a run defense that ranked No. 8 in the league in rushing yards allowed per game (94.7) and No. 7 in runs of 10-plus yards allowed (37)... Registered five tackles on special teams...Missed three games (Weeks 12-14) due to a knee injury.

►**At Jacksonville (Sept. 11):** Started and played 47 snaps, becoming the first Green Bay rookie to start on defense in Week 1 since LB Nick Perry in 2012...Was tied for the team lead with nine tackles (five solo) and added a tackle on special teams...Helped limit the Jaguars to just 48 yards rushing on 26 carries (1.8 avg.), the first time they had rushed for 48 or fewer yards on 25-plus attempts since Nov. 14, 1999 (vs. Baltimore, 47 yards on 26 attempts).

►**At Minnesota (Sept. 18):** Started and played 41 snaps, recording six tackles (five solo) and a pass defended...Tackled RB Matt Asiata for a 2-yard loss on a run late in the fourth quarter...Helped limit RB Adrian Peterson to just 19 yards on 12 carries (1.6 avg.), tied for the fourth-lowest yardage total of Peterson's career, with a long of 5 yards.

►**Vs. Detroit (Sept. 25):** Started and played 30 snaps, leaving the game for a stretch after a cut on his face opened up again...Registered five tackles (all solo) and helped limit the Lions to just 50 yards rushing on 23 carries (2.2 avg.)...Added a tackle on special teams.

►**Vs. N.Y. Giants (Oct. 9):** Started and played 15 snaps, missing some action due to the cut on his face opening up again...Registered three tackles (two solo).

►**Vs. Dallas (Oct. 16):** Registered six tackles (three solo) in 46 snaps of action.

►**Vs. Chicago (Oct. 20):** Started and played 35 of 48 snaps, recording four tackles (two solo) and the first interception of his career...Late in the fourth quarter, dropped into coverage and intercepted a QB Matt Barkley pass intended for TE Zach Miller that was deflected by S Morgan Burnett, making the pick at the Chicago 42 and returning it 4 yards.

►**At Atlanta (Oct. 30):** Started and played 41 snaps, posting five tackles (four solo) and a pass defended...Got his left hand to break up QB Matt Ryan's short pass over the middle intended for TE Levine Toilolo early in the third quarter...Added a tackle on special teams.

►**Vs. Indianapolis (Nov. 6):** Started and played 55 snaps, recording six tackles (five solo), a pass defended, a QB pressure and a QB hit...Added a tackle on special teams.

►**At Tennessee (Nov. 13):** Started and appeared on 44 defensive plays, leading the team with a career-high 10 tackles (nine solo) while adding a QB pressure and a QB hit.

►**At Washington (Nov. 20):** Started and played 45 snaps, finishing with four tackles (three solo), including one for a loss, and a pass defended...Midway through the first quarter, put a hit on TE Jordan Reed near the sideline to break up a pass from QB Kirk Cousins...In the fourth quarter, fought off a block from G Shawn Lauvao to get into the backfield and bring down RB Robert Kelley for a 4-yard loss...Left the game late in the fourth quarter due to a knee injury.

►**At Philadelphia (Nov. 28):** Inactive (knee).

►**Vs. Houston (Dec. 4):** Inactive (knee).

- ▶**Vs. Seattle (Dec. 11):** Inactive (knee).
- ▶**At Chicago (Dec. 18):** Returned to action, appearing on 14 plays on defense and 11 on special teams...Posted an assisted tackle on defense and a tackle on special teams.
- ▶**Vs. Minnesota (Dec. 24):** Played 24 snaps on special teams and 10 on defense.
- ▶**At Detroit (Jan. 1):** Appeared on 18 plays on special teams and 15 on defense...Posted three tackles (all solo), including his first career sack, and added a tackle on special teams...Early in the second quarter, perfectly timed a cross-blitz with LB Jake Ryan and came up the middle to get to QB Matthew Stafford for a 5-yard sack...Late in the third quarter, came up the middle to bring down RB Zach Zenner for a 1-yard loss.
- ▶**Vs. N.Y. Giants (NFC Wild Card, Jan. 8):** Started at ILB and played 23 snaps, finishing with two tackles (one solo)...Left the game in the second quarter due to a knee injury but returned in the second half...Added a tackle on special teams, bringing down WR Dwayne Harris at the New York 8 for just a 3-yard return of P Jacob Schum's 58-yard punt.

52 Clay Matthews, LB, 8th Year, Southern California

- Ranks No. 2 in franchise history with 72.5 career sacks, trailing only DE Kabeer Gbaja-Biamila (74.5).
- Has earned six Pro Bowl selections in his eight-year career, two more than any Packers linebacker and tied with DE Reggie White for the second-most selections by a defensive player in team history, trailing only S Willie Wood (eight).
- Became the first player in franchise history to earn Pro Bowl recognition in each of his first four seasons in the league (2009-12).
- Is tied for No. 1 in franchise history (since 1982) with four 10-sack seasons (White and Gbaja-Biamila).

2016 SEASON: Played in 12 games with nine starts (six at OLB, three at ILB) and ranked No. 3 on the team with five sacks...Registered 24 tackles (19 solo), six tackles for a loss, 13 QB hits (No. 4 on the team) and 14 pressures (tied for No. 2)...Part of a run defense that ranked No. 8 in the league in rushing yards allowed per game (94.7) and No. 7 in runs of 10-plus yards allowed (37)...Was sidelined for four contests (Weeks 3, 8-10) due to injury.

- ▶**At Jacksonville (Sept. 11):** Started at LOLB and played 53 snaps, finishing with four tackles (three solo), a sack, a QB pressure and a QB hit...Came from the right side to beat LT Kelvin Beachum for a 10-yard sack of QB Blake Bortles on third-and-2 midway through the first quarter...The sack gave him 68.5 for his career as he moved into a tie with White for No. 2 on the all-time franchise list (since 1982)...Added a tackle for a loss later in the first quarter, powering his way into the backfield to bring down RB T.J. Yeldon for a 7-yard loss.
- ▶**At Minnesota (Sept. 18):** Started at ROLB and played 38 snaps, finishing with three tackles (all solo) a sack, three QB pressures and two QB hits...On a third-and-2 early in the third quarter, fought off a block from T Matt Kalil to sack QB Sam Bradford for a 7-yard loss and force a Minnesota punt.
- ▶**Vs. Detroit (Sept. 25):** Inactive (ankle/hamstring), snapping a streak of 34 straight games played in the regular season.
- ▶**Vs. N.Y. Giants (Oct. 9):** Returned to action, starting at ROLB and posting three tackles (all solo), a sack, a pressure and three QB hits...Early in the third quarter, fought off a block from LT Ereck Flowers to bring down QB Eli Manning for a 3-yard sack, the first time Matthews has started a season with a sack in each of his first three games played.
- ▶**Vs. Dallas (Oct. 16):** Started the game as the lone ILB and played 45 snaps on the afternoon, finishing with two tackles (one solo).
- ▶**Vs. Chicago (Oct. 20):** Started at ROLB and played 27 snaps, recording four tackles (three solo), a team-high three QB hits and a pressure.
- ▶**At Atlanta (Oct. 30):** Inactive (hamstring).
- ▶**Vs. Indianapolis (Nov. 6):** Inactive (hamstring).
- ▶**At Tennessee (Nov. 13):** Inactive (hamstring).
- ▶**At Washington (Nov. 20):** Started at ROLB and appeared on 56 plays, finishing with a QB hit.
- ▶**At Philadelphia (Nov. 28):** With injuries to starters Jake Ryan and Blake Martinez, started at ILB and played 44 snaps, finishing with five tackles (four solo), a sack, a QB hit and a pressure...Beat G Isaac Seumalo to

get to QB Carson Wentz for a 10-yard sack in the fourth quarter as Wentz attempted to gather himself to throw after picking up a fumbled snap...Left the game briefly in the first half due to a shoulder injury.

- ▶**Vs. Houston (Dec. 4):** Started at ILB and played 29 snaps despite dealing with a shoulder injury, posting two QB pressures.
- ▶**Vs. Seattle (Dec. 11):** Playing through a shoulder injury for the second straight week, did not start but saw 24 snaps of action...Posted two tackles (one solo), two QB pressures and a QB hit...Late in the fourth quarter, tripped up RB Alex Collins in the backfield for a 1-yard loss on a run.
- ▶**At Chicago (Dec. 18):** Was limited to just 29 snaps of action.
- ▶**Vs. Minnesota (Dec. 24):** Played 55 snaps and registered a sack, a forced fumble, two passes defended, three QB pressures and a QB hit...On the Vikings' second drive, came off the right side to bat down a QB Sam Bradford pass on third-and-goal from the 4 to force Minnesota to settle for a FG...Early in the second quarter, put a spin move on T T.J. Clemmings to put a hit on Bradford and force an incompleteness on second-and-6 at the Green Bay 12...Late in the first half with the Vikings in Green Bay territory, blew by Clemmings to sack Bradford, forcing a fumble that DT Mike Daniels recovered at the Green Bay 46, field position that the Packers would use to score on a QB Aaron Rodgers 6-yard TD run to take a 28-13 lead at the half...Had another pass defended on a third down, coming on a pass rush before dropping back to deflect Bradford's screen pass intended for WR Adam Thielen to force a Minnesota punt.

▶**At Detroit (Jan. 1):** Started at ROLB and played 51 snaps, posting a pass defended...Late in the first half, dropped back into coverage and came across the field to nearly intercept QB Matthew Stafford's pass over the middle intended for WR Marvin Jones.

▶**Vs. N.Y. Giants (NFC Wild Card, Jan. 8):** Started at ROLB and played 52 snaps, finishing with a sack, a forced fumble and a fumble recovery...Midway through the fourth quarter, beat T Ereck Flowers to knock the ball out from QB Eli Manning at the New York 40, with the ball going forward on the ground to near midfield...Alertly stayed with the play, drilling Paul Perkins to jar the ball loose as Perkins attempted to regain possession, and then recovered it at the Green Bay 45.

32 Christine Michael, RB, 4th Year, Texas A&M

- Played in 31 games with nine starts during his NFL career before coming to Green Bay and rushed for 966 yards and six TDs on 223 carries (4.3 avg.).
- Was drafted by the Seahawks in the second round (No. 62 pick) of the 2013 NFL Draft and played for Seattle from 2013-16, also appearing in five games for the Dallas Cowboys in 2015.

2016 SEASON: Played in six games for the Packers, carrying the ball 31 times for 114 yards (3.7 avg.) and a TD...Caught two passes for 11 yards (5.5 avg.) and also returned three kickoffs for 64 yards (21.3 avg.)...Was inactive for Green Bay in Week 11...Was claimed off waivers from Seattle on Nov. 15...Played in nine games with seven starts this season with the Seahawks, rushing for 469 yards and six TDs on 117 carries (4.0 avg.)...Also had 20 receptions for 96 yards (4.8 avg.) and one TD with Seattle.

- ▶**At Washington (Nov. 20):** Inactive (healthy scratch).
- ▶**At Philadelphia (Nov. 28):** Saw his first action in a Green Bay uniform, posting one carry for 4 yards in the third quarter.
- ▶**Vs. Houston (Dec. 4):** Rushed for 19 yards on nine carries (2.1 avg.), including a 5-yard gain on a fourth-and-2 early in the second quarter to keep a drive alive that was capped off with a 9-yard TD pass from QB Aaron Rodgers to WR Randall Cobb.
- ▶**Vs. Seattle (Dec. 11):** Posted 36 rushing yards on 10 carries (3.6 avg.) against his former team, picking up two first downs.
- ▶**At Chicago (Dec. 18):** Registered 45 rushing yards on just four carries (11.3 avg.), highlighted by a 42-yard TD run late in the third quarter, the longest TD run of his career and the longest TD run by a Packer since RB James Starks' 65-yard score vs. San Diego last season in Week 6...Took the handoff and found a crease on the right side of the line, bouncing off a tackle attempt from CB Cre'Von LeBlanc near the Chicago 30 before taking it the rest of the way for the score...Along with RB Ty Montgomery (61-yard run), became the first Green Bay duo to both post a 40-yard run in a game since Ahman Green and Dorsey Levens on Dec. 23, 2001, vs. Cleveland.

►**Vs. Minnesota (Dec. 24):** Had 4 yards rushing on four carries (1.0 avg.) and also returned kickoffs for the first time in his career, returning three for 64 yards (21.3 avg.), including a 30-yard to the Green Bay 29 on the opening kickoff of the game...Added a 1-yard reception.

►**At Detroit (Jan. 1):** Rushed for 6 yards on three carries (2.0 avg.) and had a 10-yard reception.

►**Vs. N.Y. Giants (NFC Wild Card, Jan. 8):** Led the team with 47 rushing yards on 10 carries (4.7 avg.), with all of his yards coming in the second half...Picked up three first downs, including one on a 10-yard run in the third quarter on his first carry...Also had a 31-yard kickoff return out to the Green Bay 37 in the third quarter, giving the Packers good field position for a four-play, 63-yard drive that was capped off with WR Randall Cobb's 30-yard TD catch.

88 Ty Montgomery, RB, 2nd Year, Stanford

• Played in six games with three starts as a rookie WR in 2015 before an ankle injury that he sustained in Week 6 vs. San Diego would sideline him for the remainder of the season.

• Caught 15 passes for 136 yards (9.1 avg.) and two TDs and posted a 31.1-yard average on seven kickoff returns last season.

• Finished his career at Stanford as the school's all-time leader in kickoff return yards with 2,493, besting Chris Owusu's mark of 2,132 yards from 2008-11.

2016 SEASON: Played in 15 games with six starts (at RB), seeing time on offense and special teams...Led the team with 457 rushing yards and three TDs on just 77 carries (5.9 avg.)...Had 44 catches for 348 yards (7.9 avg.) and 18 kickoff returns for 366 yards (20.3 avg.)...Was one of only two players in the NFL this season with 60-plus rushing attempts, 40-plus receptions and 15-plus kickoff returns (Redskins RB Chris Thompson)... Became the first player in team history to eclipse each of those marks in a single season...Also posted a tackle on special teams...Was inactive for one contest (Week 8, illness).

►**At Jacksonville (Sept. 11):** Played 11 snaps on offense and 14 on special teams, returning one kickoff for 14 yards.

►**At Minnesota (Sept. 18):** Midway through the first quarter, partially blocked Jeff Locke's punt as the ball traveled just 3 yards to the Green Bay 46, giving the Packers their best field position of the evening to help set up their first score of the game (1-yard TD pass from QB Aaron Rodgers to WR Jordy Nelson)...Had one kickoff return for 21 yards.

►**Vs. Detroit (Sept. 25):** Had a 24-yard kickoff return and provided the offense with good field position because of his decision on another return late in the first quarter...With P Sam Martin's kickoff bouncing near the sideline inside the 5-yard line, got his feet out of bounds and extended his body to fall on the ball at the 3-yard line, giving the Packers possession at their 40-yard line since the ball is considered out of bounds according to the rule book...Added a tackle on special teams.

►**Vs. N.Y. Giants (Oct. 9):** Had one kickoff return for 24 yards.

►**Vs. Dallas (Oct. 16):** Played 35 snaps on offense and registered a career-high 10 catches for a career-best 98 yards (9.8 avg.), with six of the catches going for first downs...His catch total was the best by a Packer on the season...Also had 6 rushing yards on three carries (2.0 avg.) and two kickoff returns for 64 yards (32.0 avg.), highlighted by a season-long 40-yard return in the fourth quarter

►**Vs. Chicago (Oct. 20):** With injuries to RBs Eddie Lacy (ankle/injured reserve) and James Starks (knee), made his first pro start at RB, finishing with 10 catches for 66 yards (6.6 avg.) and a career-high 60 yards rushing on nine carries (6.7 avg.)...Became just the third player in team history to register back-to-back games with 10-plus catches in a single season, joining WRs Sterling Sharpe (1993) and Don Hutson (1942)...Became the first Packer to register 60-plus rushing yards and 60-plus receiving yards since RB Ahman Green at Detroit on Sept. 24, 2006...Had a career-long 30-yard run up the middle on the first play of Green Bay's second drive of the second half, helping to kick-start a 13-play, 85-yard TD drive, one of three straight TD drives for the Packers.

►**At Atlanta (Oct. 30):** Inactive (illness).

►**Vs. Indianapolis (Nov. 6):** Started at RB and led the team with 53 rushing yards on seven carries (7.6 avg.), including a 24-yard run on Green Bay's opening offensive play...Took the carry off left end and made

CB Darius Butler miss at the second level with a cut to the inside as he picked up extra yardage to the Indianapolis 45...Added three catches for 38 yards (12.7 avg.).

►**At Tennessee (Nov. 13):** Rushed for 9 yards on three carries (3.0 avg.) and caught two passes for 11 yards (5.5 avg.) in 22 snaps of action.

►**At Washington (Nov. 20):** Played 29 snaps and posted four carries for 17 yards (4.3 avg.), three catches for 27 yards (9.0 avg.) and two kickoff returns for 25 yards (12.5 avg.).

►**At Philadelphia (Nov. 28):** Played 16 snaps on offense, catching two passes for 12 yards (6.0 avg.) with one carry for 2 yards...Also had an 18-yard kickoff return.

►**Vs. Houston (Dec. 4):** Led the team with 40 rushing yards on just six carries (6.7 avg.), including a key 13-yard pickup on a third-and-1 at the Green Bay 11 late in the third quarter to keep a drive alive that was eventually capped off with a 32-yard TD pass from QB Aaron Rodgers to WR Jordy Nelson...Also had two receptions for 16 yards (8.0 avg.) and a 39-yard kickoff return out to the Green Bay 44 midway through the third quarter.

►**Vs. Seattle (Dec. 11):** Started at RB and led the team with 41 rushing yards on nine carries (4.6 avg.)...Had a 17-yard run off right tackle in the first quarter, stiff-arming S Steven Terrell at the end of the run to pick up extra yardage...Posted his first career rushing score, fighting through a host of tacklers for a 1-yard TD in the second quarter...On the next series, came out of the backfield to catch a pass in the flat from Rodgers and take it 24 yards down the sideline on third-and-6 to set up WR Jordy Nelson's 9-yard TD grab on the next play.

►**At Chicago (Dec. 18):** Started at RB and registered career highs in every rushing category, racking up 162 yards and two TDs on just 16 carries (10.1 avg.), the best yardage output by a Packer since RB Samkon Gado rushed for 171 yards vs. Detroit on Dec. 11, 2005...Dating back to 1960, his average of 10.1 yards per carry is the third highest (min. 15 carries) by a Green Bay player, trailing only Ahman Green (10.9 avg. vs. Dallas on Oct. 24, 2004, and 10.9 vs. Denver on Dec. 28, 2003)...Rushed for 123 yards on nine carries (13.7 avg.) in the first half, the most by a Packer since Green's 133-yard first-half output vs. Detroit on Sept. 9, 2001...Picked up seven first downs on the ground, the most by a Packer on the season, and recorded four runs of 10-plus yards...Became the first Packer to rush for two TDs in a game since Eddie Lacy did so vs. Minnesota on Oct. 2, 2014...On his first TD run, took a handoff from Rodgers around the right end and outran CB Tracy Porter to get to the end zone...Early in the second quarter, went off left tackle, first spinning off a tackle attempt by LB John Timu and then eluding a diving tackle attempt from S Adrian Amos as he took it down the left sideline for a 61-yard run to the Chicago 29...The run was the longest by a Packer since RB James Starks' 65-yard TD run vs. San Diego last season in Week 6...Helped set up his second TD with a 26-yard gain in the third quarter, taking the handoff to the left and eluding S Damontre Hurst and Timu in the backfield before cutting it back up the middle of the field down to the Chicago 2...Two plays later, ran through an arm tackle from DE Akiem Hicks for a 3-yard TD.

►**Vs. Minnesota (Dec. 24):** Started at RB and posted 23 yards rushing on nine carries (2.6 avg.)...Added four receptions for 17 yards (4.3 avg.).

►**At Detroit (Jan. 1):** Started at RB and rushed for 44 yards on just eight carries (5.5 avg.), picking up three first downs...Added three catches for 17 yards (5.7 avg.)...Had several key plays on Green Bay's 11-play, 75-yard TD drive in the fourth quarter that put the Packers up, 31-17, with less than three minutes to play...Made a catch in the flat for a 9-yard gain to convert a third-and-5, alertly getting down in bounds to keep the clock moving...Picked up 7 yards on a run up the middle down to the Detroit 9, setting up Rodgers' TD pass to WR Davante Adams on the next play.

►**Vs. N.Y. Giants (NFC Wild Card, Jan. 8):** Started at RB and played 41 snaps, rushing for 27 yards on 11 carries (2.5 avg.) and adding 41 receiving yards on three catches (13.7 avg.)...Early in the fourth quarter, was split out wide to the right and ran a slant before adjusting the route to beat S Landon Collins down the middle of the field for a 34-yard reception to the New York 36 (the longest reception of his career)...Left the game briefly in the fourth quarter due to injury, but later returned.

68 Kyle Murphy, T, Rookie, Stanford

- Played in 54 games with 34 starts in four years at Stanford. Named third-team All-America by *Phil Steele's College Football* as a senior after serving as a team captain and starting all 14 games at left tackle.
 - Started all 13 games at right tackle as a junior and was selected second-team All-Pacific-12 by *Phil Steele's College Football*.
 - Played in 14 games with two starts in 2012, joining G Joshua Garnett as the first true freshmen offensive linemen to start at Stanford since 2000.
- 2016 SEASON:** Played in three games, dressed but did not play in another and was inactive for the other 12 contests (healthy scratch)...Also was inactive for the NFC Wild Card game.
- ▶ **At Atlanta (Oct. 30):** Was on the 46-man gameday roster for the first time in his career, but did not see any action.
 - ▶ **At Washington (Nov. 20):** Made his NFL debut when he took over at RG for the final series of the game, seeing four snaps of action.
 - ▶ **At Philadelphia (Nov. 28):** Played one snap on offense, coming in as an extra lineman for a play late in the fourth quarter.
 - ▶ **Vs. Houston (Dec. 4):** Appeared on three offensive plays as an extra blocker, including a fourth-and-2 play in the second quarter that was converted with a RB Christine Michael 5-yard run.

87 Jordy Nelson, WR, 9th Year, Kansas State

- One of just two players in franchise history (WR Sterling Sharpe, 1992-94) to register three straight seasons with 85-plus receptions (2013-14, 16).
 - Is the only player in team annals to have three seasons with 13-plus TD receptions (2011, 2014, 2016).
 - Ranks No. 3 in the league with 57 TD receptions since 2011 despite missing the entire 2015 season due to injury.
 - Has caught 80-plus passes in each of his last three seasons, joining WR Donald Driver (four straight, 2004-07) and Sharpe (1992-94) as the only players to do so in team annals. Joins Sharpe (three straight, 1992-94) as the only Packers to record back-to-back 90-catch seasons and the only with two 95-catch seasons.
 - Ranks No. 4 in franchise history in receptions (497), No. 5 in receiving yards (7,366) and No. 3 in TD receptions (63) and 100-yard receiving games (25).
 - Has registered four 1,000-yard receiving seasons, the fourth most in team annals (Driver, seven; James Lofton and Sharpe, five). His three consecutive 1,000-yard seasons rank tied for No. 2 in franchise history behind only Driver (six). Is tied with Lofton for the most 1,200-yard seasons in team history with four.
 - Set a single-season franchise record with 1,519 receiving yards in 2014, topping WR Robert Brooks' mark of 1,497 yards in 1995, on the way to being selected to his first career Pro Bowl and earning second-team All-Pro honors from *The Associated Press*.
- 2016 SEASON:** Started all 16 games and led the team in all three receiving categories with 97 receptions for 1,257 yards (13.0 avg.) and 14 TDs... Led the league in TD catches, ranked No. 5 in receptions and ranked No. 6 in receiving yards...Posted a TD catch in 11 games this season, the most in the NFL, two more than any other player...It also tied Sharpe (1992 and 1994) for the most games with a TD catch in a season in team annals...Was tied for the league lead with three multi-receiving TD games...Led the NFL in red-zone catches (19), red-zone receiving yards (127) and red-zone TD receptions (11), three more TDs than any other player in the league...The 11 red-zone TDs matched the best mark by a Packer since STATS began recording red-zone TDs in 1991 (11 TDs by WR James Jones in 2012 and Sharpe in 1994)...Posted eight games with 90-plus receiving yards, tied for the most in the NFL this season...Led the team and was tied for No. 4 in the NFL with five 100-yard receiving games on the season...Caught six-plus passes in 10 games this season, besting his previous high of nine in 2014...Was tied for No. 6 in the NFL with 62 receiving first downs...Was named first alternate for the Pro Bowl.
- ▶ **At Jacksonville (Sept. 11):** After missing the entire 2015 season due to a knee injury, returned to the starting lineup and played 54 snaps, tying for the team lead with six catches for 32 yards (5.3 avg.) and a TD... The TD catch was the 50th of his career and came with just over three minutes remaining in the first half to give the Packers a 14-10 lead as he

found an opening in the middle of the end zone...His 118-yard day brought his career total to 6,981 receiving yards as he moved past Boyd Dowler (6,918) for No. 5 in team history.

▶ **At Minnesota (Sept. 18):** Started and played 68 of 71 snaps, pacing the team with 73 yards receiving and a TD on five catches (14.6 avg.)... Caught a 1-yard TD pass from QB Aaron Rodgers in the first quarter, moving him into sole possession of the No. 6 spot in team history with 51 TD catches...It marked the third time in his career that he had caught at least one TD pass in both of the first two games (also 2011 and 2013)... Made a leaping 39-yard catch down to the Minnesota 4 early in the fourth quarter over CB Trae Waynes that helped set up Rodgers' 10-yard TD run three plays later...Also had a 21-yard grab in the second quarter, hauling in a quick pass over Waynes before taking it down the sideline to the Minnesota 48.

▶ **Vs. Detroit (Sept. 25):** Started and played 49 of 54 snaps, leading the team with six catches for 101 yards (16.8 avg.) and two TDs, with all of his receptions coming in the first half...It marked the third time in his career that he had posted 100-plus receiving yards in a first half (Weeks 10-11 in 2014)...Joined WR James Jones as the only Packers over the past 15 seasons (2002-16) to register at least one TD grab in each of the first three games of the season...On his first TD, an 8-yard grab late in the first quarter, came out of the slot and went to the middle of the end zone before moving to his right to find an opening for a scrambling Rodgers to get him the ball...Helped set up the score with a 49-yard catch, the longest reception by a Packer in the first three games, as he beat LB Thurston Armbrister over the middle to make a leaping grab in stride before taking it down the sideline to the Detroit 11...Late in the first half, beat CB Darius Slay down the right sideline to catch a perfectly thrown ball from Rodgers over his shoulder for the 17-yard score...His two TD catches gave him 53 for his career, moving him into a tie with WR Greg Jennings for the No. 5 spot in franchise history.

▶ **Vs. N.Y. Giants (Oct. 9):** Started and played 72 of 80 snaps, finishing with four receptions for 38 yards (9.5 avg.) and a TD with all four catches going for first downs...On Green Bay's opening drive, freed himself from the coverage of CB Eli Apple in the end zone to make a diving grab for a 2-yard TD, making him the first Packer to catch a TD pass in each of the team's first four games since WR Bill Schroeder in 2001.

▶ **Vs. Dallas (Oct. 16):** Started and played 64 of 70 snaps...Caught five passes for 68 yards (13.6 avg.), including a 25-yard reception midway through the fourth quarter to help set up a 6-yard TD pass from Rodgers to WR Randall Cobb two plays later...Beat CB Anthony Brown down the sideline on the play to make a leaping grab down to the Dallas 11.

▶ **Vs. Chicago (Oct. 20):** Started and played 83 of 87 snaps, finishing with one catch for 9 yards...Drew a 44-yard pass-interference penalty on S Adrian Amos on a deep ball down the middle of the field to the Chicago 20.

▶ **At Atlanta (Oct. 30):** Led the team with 94 yards receiving and a TD on four catches (23.5 avg.), highlighted by his season-long 58-yard reception in the first quarter...Came from the slot and got past S Keanu Neal to catch a perfectly placed ball from Rodgers near the Atlanta 30 before taking it down the sideline to the 7-yard line...Two plays later, found an opening between LB De'Vondre Campbell and CB Brian Poole to catch a 5-yard TD pass over the middle.

▶ **Vs. Indianapolis (Nov. 6):** Led the team with seven receptions for a team-high 94 yards (13.4 avg.) and a TD...On the final play of the first quarter, made a leaping grab in the end zone to take the ball away from CB Darius Butler for a 26-yard TD on what was a free play with the Colts jumping offside...Five of his receptions went for first downs, a season high.

▶ **At Tennessee (Nov. 13):** Led the offense with a career-high 12 receptions for 126 yards (10.5 avg.) and a TD, the franchise-record sixth 10-catch game by a Packer on the season...Early in the second quarter, posted a 1-yard TD catch, Green Bay's first score of the day...Was matched up with CB Jason McCourty and made a sliding grab on the end zone on a slant.

▶ **At Washington (Nov. 20):** Caught three passes for 28 yards (9.3 avg.), highlighted by his 13-yard TD catch in the second quarter...On third-and-goal, was split out wide against CB Josh Norman and got past him to find an opening in the back of the end zone, where a scrambling Rodgers found him for the score...The TD grab was the 58th of his career as he

moved past WR Antonio Freeman for sole possession of the No. 4 spot in team history for career TD catches.

►**At Philadelphia (Nov. 28):** Started and played 64 of 71 snaps, pacing the team with eight receptions for 91 yards (11.4 avg.), with five of the catches going for first downs...Had two key catches on Green Bay's game-clinching 17-play drive in the fourth quarter, the first a 22-yard pickup on third-and-12 when he found an opening in the defense in the middle of the field...Later in the drive, with the Packers facing a fourth-and-5, posted a 21-yard grab near the sideline in front of S Rodney McLeod.

►**Vs. Houston (Dec. 4):** Started and appeared on 55 of 58 offensive plays, leading the team with eight receptions for 118 yards (14.8 avg.) and a TD...Had three catches of 20-plus yards, with all of them coming in the fourth quarter, highlighted by his 32-yard TD grab early in the fourth quarter...Got past CB Charles James, who fell down on the play, to make a wide-open catch in the end zone for the go-ahead score...On the next possession, got past CB Robert Nelson to make a 21-yard catch on the sideline at the Green Bay 35, absorbing a big hit from S Corey Moore...Four plays later on third-and-6 from the 50, made a leaping 28-yard grab with CB Kareem Jackson draped all over him, helping to set up FB Aaron Ripkowski's 3-yard TD run two plays later.

►**Vs. Seattle (Dec. 11):** Started and played 55 of 59 snaps, posting a team-high six catches for 41 yards (6.8 avg.) and two TDs...The TD catches gave him 57 for his career from Rodgers as the duo tied the franchise record held by Brett Favre/Antonio Freeman for the most productive TD combination...On his first TD grab, came across the middle and found an opening near the 1-yard line as LB K.J. Wright slipped in coverage and struggled to regain his footing...In the third quarter, freed himself from S Kam Chancellor, coming back on the ball to make a 3-yard TD grab near the front corner of the end zone.

►**At Chicago (Dec. 18):** Started and played 60 of 61 snaps, leading the team with seven catches for 124 yards (17.7 avg.), highlighted by his 60-yard catch late in the game that set up Mason Crosby's 32-yard game-winning FG as time expired...On third-and-11 at the Green Bay 26, got inside on CB Cre'Von LeBlanc and beat him down the middle of the field as Rodgers lofted a pass that he hauled in at the Chicago 14 to set up Crosby's kick.

►**Vs. Minnesota (Dec. 24):** Started and played 56 of 59 snaps, hauling in nine passes for a season-high 154 yards (17.1 avg.) and two TDs...With the two TDs, joined Rodgers to become the most productive TD duo in team history as the tandem bested the mark set by Favre/Freeman (57)...The TDs brought his season total to 14 as he became the first player in team history to record 13-plus TD grabs in three different seasons...Also moved past Driver (61) for the No. 3 spot on the franchise receiving-TD list...His nine receptions gave him 491 for his career as he surpassed Hutson for the No. 4 spot in team annals...Also moved past Hutson (24) with his 25th 100-yard receiving game (now No. 3 in franchise history)...It marked his 10th career game with 100-plus receiving yards and two-plus receiving TDs, tying him with Freeman for No. 2 in team history behind Don Hutson (18)...Matched his career high with eight catches for first downs...In the first quarter, came out of the slot to find an opening near the Minnesota 13, catching the pass from Rodgers before making S Andrew Sendejo miss on his way to the end zone for a 21-yard TD...On the first play of the next series, created separation from CB Captain Munneryn, who fell down, to make wide-open catch by the sideline near midfield before cutting it down the middle for extra yardage on the 48-yard gain to the Minnesota 26...The catch helped set up Rodgers' 20-yard TD pass to Adams three plays later...Midway through the second quarter, came across the middle deep down the field to make a 33-yard grab to the Minnesota 9, setting up his second TD of the game two plays later...With Rodgers finding time in the pocket, spun away from the grasp of LB Anthony Barr and then made another move to free himself in the end zone as he made a 2-yard TD catch.

►**At Detroit (Jan. 1):** Started and played 70 of 75 snaps, tying for the team lead with six receptions for 66 yards (11.0 avg.), with three of the catches going for first downs...Made a pair of receptions on Green Bay's go-ahead TD drive early in the third quarter, first beating LB DeAndre Levy for a 20-yard gain out of the slot to the Detroit 19...On the next play, beat CB Darius Slay on a slant for a 16-yard gain to the Detroit 3, setting up Rodgers' TD pass to Adams on the next play.

►**Vs. N.Y. Giants (NFC Wild Card, Jan. 8):** Started, but was limited to just 16 snaps because of a rib injury he sustained as he attempted to make a catch down the sideline with just over 11 minutes remaining in the first half...Absorbed a hit from S Leon Hall as he tried to make the reception near the Giants' 45...Had one catch for 13 yards before sustaining the injury, giving him 48 for his career in the postseason as he moved into sole possession of the No. 3 spot in team history behind only Greg Jennings (50) and Donald Driver (49).

56 Julius Peppers, LB, 15th Year, North Carolina

• Has been selected to the Pro Bowl nine times during his career, including last season (2004-06, 2008-12, 2015), and has been named first-team All-Pro by *The Associated Press* three times (2004, 2006, 2010). Was named to the NFL's All-Decade Team for the 2000s.

• Has played in 234 games with 227 starts as a pro, appearing in all 16 contests in 13 of his 15 seasons in the NFL. Has missed just two games due to injury during his career.

• Is the only player in NFL history with 100-plus sacks (143.5) and 10-plus interceptions (11).

• Since entering the NFL in 2002, ranks No. 1 in the league in sacks (143.5) and tied for No. 2 in forced fumbles (47). His career sack total ranks No. 5 in NFL history (since 1982), with all four players ahead of him (Bruce Smith, Reggie White, Kevin Greene, Chris Doleman) in the Pro Football Hall of Fame.

• Has posted six-plus sacks each of the last eight seasons (2009-16), the only player in the league to do so over that span.

2016 SEASON: Played in all 16 games with 11 starts and ranked No. 2 on the team with 7.5 sacks...Posted 30 tackles (22 solo), nine tackles for a loss (tied for No. 2 on the team), two forced fumbles, 12 QB hits (No. 5 on the team) and 14 pressures (tied for No. 2 on the team).

►**At Jacksonville (Sept. 11):** Played 29 snaps and posted an assisted tackle.

►**At Minnesota (Sept. 18):** Led the team with 1.5 sacks, moving into a tie for No. 7 in NFL history with Dent and Randle (137.5 sacks)...Midway through the second quarter, fought off a block from T Andre Smith to bring down QB Sam Bradford for a 7-yard sack and force a three-and-out...Shared a 9-yard sack with LB Nick Perry on a third-and-11 in the fourth quarter, knocking back Smith on his way to the 9-yard sack of Bradford.

►**Vs. Detroit (Sept. 25):** Started at LOLB with LB Clay Matthews sidelined (ankle/hamstring) and appeared on 32 plays...Posted two tackles (one solo) and a QB pressure.

►**Vs. N.Y. Giants (Oct. 9):** Appeared on 23 defensive plays and recorded a solo tackle, a pressure and a pass defended...Walked back G John Jerry late in the third quarter and batted down a QB Eli Manning pass.

►**Vs. Dallas (Oct. 16):** Started at LOLB and played 32 snaps, recording a turnover play late in the first quarter with a strip-sack of QB Dak Prescott...Beat RT Doug Free on the play to get to Prescott, hitting his arm to force the fumble that was caught in the air by LB Joe Thomas at the Green Bay 24 and returned 6 yards...Finished with two tackles (one solo) and two QB pressures.

►**Vs. Chicago (Oct. 20):** Played 18 snaps and registered two QB hits and a pass defended...Got a piece of QB Brian Hoyer's pass intended for WR Alshon Jeffery in the first quarter.

►**At Atlanta (Oct. 30):** Started at LOLB with Matthews sidelined (hamstring) and appeared on 46 snaps...Fought off a block from G Chris Chester and sacked QB Matt Ryan as he stepped up in the pocket, bringing him down for a 2-yard loss on third down to force an Atlanta punt...The sack brought his career sack total to 139.5 as he moved into a tie with DE Jason Taylor for the No. 6 spot in NFL history.

►**Vs. Indianapolis (Nov. 6):** Started for the second straight week, opening at ROLB with Matthews sidelined again...Played 50 snaps and posted two tackles (both solo), three QB pressures and one QB hit.

►**At Tennessee (Nov. 13):** Started at ROLB in place of Matthews (hamstring), appearing on 19 defensive plays and posting a QB pressure.

►**At Washington (Nov. 20):** Played 28 snaps and registered two tackles, with both going for a loss...Early in the third quarter, blew by T Morgan Moses on third down to get to QB Kirk Cousins for a 4-yard sack to force the Redskins to settle for a FG...The sack gave him 140.5 for his career

as he moved past Taylor for sole possession of the No. 6 spot in NFL history...Midway through the second quarter, made a leaping deflection of a Cousins screen pass intended for RB Chris Thompson on third down to force a Washington punt.

►**At Philadelphia (Nov. 28):** Started at LOLB and played 43 snaps, recording two tackles (both solo), a sack and a QB hit...Late in the fourth quarter, blew past T Allen Barbre to bring down QB Carson Wentz for an 8-yard sack, giving him 141.5 sacks for his career as he moved into a tie with DE Michael Strahan for No. 5 in NFL history...In the second quarter, tossed aside G Stefen Wisniewski to deliver a hit on Wentz and force an incomplete pass that was intended for RB Darren Sproles.

►**Vs. Houston (Dec. 4):** Started at LOLB and played a season-high 58 snaps, finishing with a season-best seven tackles (five solo), a sack, a QB pressure and a QB hit...Late in the first half, shed a block from G Jeff Allen and chased down QB Brock Osweiler for a 10-yard loss, giving him 142.5 career sacks as he moved past DE Michael Strahan (141.5) for No. 5 in league history.

►**Vs. Seattle (Dec. 11):** Started at ROLB and played 53 snaps, finishing with three tackles (one solo) and a QB pressure.

►**At Chicago (Dec. 18):** Started at ROLB and appeared on 52 plays, recording four tackles (three solo), a sack, a forced fumble and a fumble recovery...On the first play from scrimmage in the second half, beat LT Charles Leno Jr. off the edge and knocked the ball out from QB Matt Barkley's hand, a strip-sack that he recovered at the Chicago 17.

►**Vs. Minnesota (Dec. 24):** Started at ROLB and played 42 snaps, finishing with a solo tackle, a QB hit and a QB pressure.

►**At Detroit (Jan. 1):** Started at LOLB and played 35 snaps, posting a QB hit and a pressure.

►**Vs. N.Y. Giants (NFC Wild Card, Jan. 8):** Started at LOLB and played 48 snaps, recording three tackles (two solo), a sack, two QB hits and two passes defended...Late in the first half, beat T Ereck Flowers to sack Manning for a 4-yard loss on third down as the Giants were forced to punt...The sack gave him at least one in each of his three postseasons with the Packers...Early in the third quarter, beat Flowers again on third down to hit Manning and force an errant throw intended for WR Odell Beckham Jr. as the Giants were forced to punt...Late in the third quarter, got both hands up to break up Manning's pass over the middle intended for TE Will Tye on third down, forcing another punt...Late in the fourth quarter, got a piece of a Manning pass with his right hand to break up the throw intended for Tye.

53 Nick Perry, LB, 5th Year, Southern California

• Tied the franchise record for sacks in a single postseason (LB Clay Matthews, 2010) with 3½ in the 2015 playoffs. His six career postseason sacks rank No. 3 in franchise history behind Matthews (10) and Reggie White (eight), and are the most in team history (since 1982) by a player in his first five games with Green Bay.

• Has posted at least one sack in four of his five career playoff games.

• Has registered at least one two-sack game each of the last four seasons (2013-2016), the only player on the Packers to do so over that span.

2016 SEASON: Played in 14 games with 12 starts and led the team with a career-high 11 sacks (tied for No. 8 in the NFL)...Registered 60 tackles (43 solo) and led the team in tackles for a loss (15) and QB pressures (17)...Ranked No. 2 on the team in QB hits (15)...Also had an interception and four passes defended...Part of a run defense that ranks No. 8 in the league in rushing yards allowed per game (94.7) and No. 7 in runs of 10-plus yards allowed (37).

►**At Jacksonville (Sept. 11):** Started at ROLB and played 52 snaps, finishing with three tackles (all solo), a sack, a team-high four QB pressures and a team-leading four QB hits...With the Packers leading 27-20 in the fourth quarter, brought down QB Blake Bortles for a 2-yard sack on third-and-11 with just over six minutes remaining to force the Jaguars to settle for a 50-yard FG from K Jason Myers...Dating back to the 2015 postseason, has posted 4½ sacks in the last three games...Added a tackle for a loss early in the fourth quarter, stopping RB T.J. Yeldon for a 2-yard loss on a run up the middle.

►**At Minnesota (Sept. 18):** Started at LOLB and appeared on 49 of 58 plays, recording five tackles (one solo), a half-sack, three pressures and two QB hits...Shared a 9-yard sack with LB Julius Peppers on a third-

and-11 in the fourth quarter, knocking back T Matt Kalil on his way to the 9-yard sack of QB Sam Bradford.

►**Vs. Detroit (Sept. 25):** Started at ROLB and matched his career high with two sacks, the fourth straight season that he has posted a two-sack game (only Green Bay player to do so since 2013)...Both of his sacks came in the fourth quarter, the first on a third-and-6 at the Green Bay 24 when he beat LT Taylor Decker to bring down QB Matthew Stafford for an 8-yard loss as the Lions were forced to settle for a FG...Chased down Stafford on the next series for a zero-yard sack on a third-and-19 to force a Detroit punt...Brought down RB Theo Riddick for a 6-yard loss on a first-quarter run...Two plays later, tackled Riddick again for a 3-yard loss on another run...Late in the first quarter, batted down a QB Matthew Stafford pass near the line of scrimmage...Finished with nine tackles (eight solo), matching his career high set vs. San Francisco (Sept. 9, 2012), and added a QB hit and a pressure.

►**Vs. N.Y. Giants (Oct. 9):** Started at LOLB and registered a sack, marking his fourth straight game with at least a half-sack, the first time in his career that he had accomplished that feat...Midway through the third quarter, blew by LT Ereck Flowers and drilled QB Eli Manning for a 6-yard loss...Finished with four tackles (three solo), three pressures and three QB hits.

►**Vs. Dallas (Oct. 16):** Started at ROLB and played 49 snaps, recording five tackles (four solo).

►**Vs. Chicago (Oct. 20):** Started at LOLB and played 35 snaps, finishing with six tackles (five solo), a sack, two pressures and the first interception of his career...Midway through the third quarter, chased down QB Matt Barkley and tripped him up for a 10-yard sack...On Chicago's final offensive play, made an over-the-shoulder interception of a Barkley pass that was affected by a hit from DE/LB Datone Jones...Became the first Green Bay LB to register a sack and an interception in the same game since LB Clay Matthews did so at the N.Y. Giants on Dec. 4, 2011.

►**At Atlanta (Oct. 30):** Started at ROLB and played 50 snaps, finishing with three tackles (one solo) and a pass defended...Deflected a QB Matt Ryan pass at the line on Atlanta's opening drive.

►**Vs. Indianapolis (Nov. 6):** Started at LOLB and played 50 snaps, finishing with three tackles (all assisted), a half-sack and three QB pressures...Fought off a block from T Anthony Castonzo to register a shared sack of QB Andrew Luck with S Ha Ha Clinton-Dix for a 6-yard loss on a third down in the second quarter.

►**At Tennessee (Nov. 13):** Started at LOLB and played 39 snaps, posting five tackles (four solo) and a team-high two QB hits.

►**At Washington (Nov. 20):** Started at LOLB and appeared on 54 plays, finishing with six tackles (four solo), a sack and a QB hit...On the Redskins' opening drive, fought off a block from T Morgan Moses to bring down QB Kirk Cousins for an 8-yard sack on third down to force a Washington punt.

►**At Philadelphia (Nov. 28):** Started at ROLB and played 53 snaps, recording four tackles (all solo), a sack and a pass defended...Midway through the third quarter, got a hand up to deflect QB Carson Wentz's pass intended for WR Dorial Green-Beckham on third down, forcing the Eagles to settle for a FG...Late in the fourth quarter, shed a block from T Jason Peters to get to QB Carson Wentz for an 11-yard sack.

►**Vs. Houston (Dec. 4):** Started at ROLB, but injured his hand on the opening drive...Later returned to the game with a club cast, but was limited to 12 snaps on the afternoon, finishing with four tackles (three solo).

►**Vs. Seattle (Dec. 11):** Inactive (hand).

►**At Chicago (Dec. 18):** Inactive (hand).

►**Vs. Minnesota (Dec. 24):** Playing with a club cast on his injured hand, appeared on 34 snaps and led the team with two sacks, his second two-sack game of the season as he hit the double-digit sack mark on the season for the first time in his career...Late in the fourth quarter, fought off a block from T Jeremiah Sirles to bring down QB Sam Bradford for a 4-yard loss...On the next series, closed the game out with an 11-yard sack, blowing by T T.J. Clemmings to get to Bradford...It was the fifth two-sack game of his career and his second one against Minnesota (Week 5 in 2014).

►**At Detroit (Jan. 1):** Played 36 snaps and registered a sack, two QB hits and a pressure...Midway through the third quarter, blew by T Corey Robinson to sack Stafford for a 5-yard loss on third down and force a

Detroit punt.

►**Vs. N.Y. Giants (NFC Wild Card, Jan. 8):** Appeared on 22 defensive plays and posted a QB hit...Late in the fourth quarter, made an inside move to beat T Marshall Newhouse and drill QB Eli Manning to help force an incomplete pass over the middle intended for RB Paul Perkins.

23 Damarious Randall, CB, 2nd Year, Arizona State

• Played in 15 games with nine starts (six at LCB, two at RCB, one in the slot) in 2015 and tied for the team lead and No. 2 among NFL rookies with three interceptions, including one he returned for a TD. Finished with a team-best 16 passes defended.

• Named the NFL's Defensive Rookie of the Month for November 2015, joining CB Casey Hayward (October 2012) as the only Green Bay defensive backs to win the award.

• Earned first-team All-Pacific-12 honors at safety as a senior in 2014 after he led the Sun Devils in tackles (106) and passes defended (12) and tied for the team lead with three interceptions.

2016 SEASON: Played in 10 games with nine starts at LCB and recorded 37 tackles (32 solo), three interceptions (tied for No. 2 on the team) and nine passes defended...Ranked No. 11 in the league with 91 return yards on his INTs...Added two tackles on special teams...Was sidelined for six contests (Weeks 5 and 7-11) due to a groin injury.

►**At Jacksonville (Sept. 11):** Started at LCB and posted eight tackles (six solo) and two passes defended (tied for the team lead)...Made the initial hit of WR Allen Hurns on fourth-and-1 with 23 seconds remaining as a group of Packers brought Hurns down for a 1-yard loss to secure the 27-23 victory for Green Bay...Added a tackle on special teams, running down RB Corey Grant at the Jacksonville 31 on a kickoff return early in the fourth quarter that could have gone for a bigger gain.

►**At Minnesota (Sept. 18):** Started at LCB and played all 58 snaps, joining S Ha Ha Clinton-Dix as the only Green Bay defensive players to do so...Posted five tackles on defense (three solo) and added a stop on special teams, wrapping up WR Cordarrelle Patterson at the Minnesota 44 on a fourth-quarter kickoff return.

►**Vs. Detroit (Sept. 25):** Started at LCB and played 57 of 68 snaps, missing some time due to illness...Early in the second quarter, perfectly timed it to get his hands in as TE Eric Ebron was attempting to make a catch at the Green Bay 31, ripping the ball out from Ebron and returning the interception 44 yards to the Detroit 25, a career-long INT return...Added two tackles (both solo).

►**Vs. N.Y. Giants (Oct. 9):** Inactive (groin).

►**Vs. Dallas (Oct. 16):** Started at LCB and played 18 snaps, but reinjured his groin making a tackle of WR Terrance Williams early in the second quarter and did not return...Posted two tackles (both solo).

►**Vs. Chicago (Oct. 20):** Inactive (groin).

►**At Atlanta (Oct. 30):** Inactive (groin).

►**Vs. Indianapolis (Nov. 6):** Inactive (groin).

►**At Tennessee (Nov. 13):** Inactive (groin).

►**At Washington (Nov. 20):** Inactive (groin).

►**At Philadelphia (Nov. 28):** Returned to action, starting at LCB and playing 57 of 59 snaps...Was tied for second on the team with six tackles (five solo) and added a pass defended...Broke up a pass from QB Carson Wentz over the middle intended for WR Bryce Treggs on a third down in the fourth quarter, forcing the Eagles to punt.

►**Vs. Houston (Dec. 4):** Started at LCB and played 48 snaps, finishing with an assisted tackle.

►**Vs. Seattle (Dec. 11):** Started at LCB and played 61 snaps, posting a career-high two INTs along with five tackles (four solo)...Late in the first quarter, tackled WR Doug Baldwin a yard short of the marker on third-and-7 as the Seahawks were forced to punt...Late in the first half, came across the field to intercept a deep pass from QB Russell Wilson intended for Baldwin near the goal line, returning the pick 21 yards to the Green Bay 21...Made another interception when the ball went off of Baldwin's hands near the sideline midway through the third quarter, an INT that he returned 26 yards to the Seattle 32.

►**At Chicago (Dec. 18):** Started at LCB and played 42 snaps, posting two solo tackles and a pass defended...In the third quarter, broke up a pass from QB Matt Barkley to WR Cameron Meredith.

►**Vs. Minnesota (Dec. 24):** Played 62 snaps and registered three tackles (all solo) and two passes defended...Late in the third quarter, ran stride-for-stride with WR Cordarrelle Patterson on a deep pass down the sideline, making a leaping breakup of QB Sam Bradford's pass to force a Minnesota punt...Early in the fourth quarter, got his left hand in to break up a slant from Bradford to WR Charles Johnson.

►**At Detroit (Jan. 1):** Started at LCB, but was limited to just 26 snaps after sustaining a knee injury...Was tied for second on the team with six tackles (all solo).

►**Vs. N.Y. Giants (NFC Wild Card, Jan. 8):** Started at RCB and registered five tackles (all solo), an interception and three passes defended...Early in the second quarter, broke up QB Eli Manning's third-down pass intended for WR Sterling Shepard near the sideline, nearly making the interception...Late in the fourth quarter, ran stride for stride with WR Tavarres King to break up a pass with S Ha Ha Clinton-Dix near the goal line...With less than 30 seconds remaining in the game, made a leaping interception of Manning's pass intended for Shepard in the end zone, taking it from 7 yards deep in the end zone down the left sideline to the New York 29 before losing his footing...His 78-yard return was the second longest in franchise playoff history behind only George Teague's 101-yard return for a TD at Detroit on Jan. 8, 1994...It marked his second straight postseason game with an interception, tied for the second-longest streak in team history behind only Craig Newsome's three-game streak in 1996.

99 Christian Ringo, DT, 1st Year, Louisiana-Lafayette

• Originally selected by the Packers as their second pick in the sixth round (210th overall) of the 2015 NFL Draft. Was on Green Bay's practice squad for the entire 2015 season.

• Started all 13 games as a senior in 2014, anchoring a defensive line that helped the Ragin' Cajuns lead the Sun Belt in rushing defense while ranking third in sacks.

• Was named the state's Defensive Player of the Year by the Louisiana Sports Writers Association after ranking seventh in the nation in tackles for loss (20) and 12th in the country in sacks (11½). His 11½ sacks tied the school single-season record and he also finished tied for No. 1 in school history with 21.0 career sacks.

2016 SEASON: Played in eight games and posted seven tackles (three solo), a forced fumble and two QB pressures...Was inactive for seven contests (Weeks 5-6 and 9-13, healthy scratch) and dressed but did not play in another (Week 17)...Was also inactive for the NFC Wild Card game.

►**At Jacksonville (Sept. 11):** Played 12 snaps on defense in his NFL debut and posted a solo tackle, stopping RB T.J. Yeldon for a 1-yard loss on a run up the middle in the second quarter.

►**At Minnesota (Sept. 18):** Appeared on six plays on defense.

►**Vs. Detroit (Sept. 25):** Saw his most significant action on defense to date with DT Letroy Guion (knee) sidelined, appearing on 24 snaps and posting a career-high three tackles (all assists)...Helped limit the Lions to just 50 yards rushing on 23 carries (2.2 avg.) with a long run of 9 yards.

►**Vs. Chicago (Oct. 20):** Played nine snaps on defense.

►**At Atlanta (Oct. 30):** Appeared on four plays on defense.

►**Vs. Seattle (Dec. 11):** Played 11 snaps on defense, matching his career high with three tackles (two solo) along with a forced fumble and a QB pressure...On a fourth-and-3 early in the fourth quarter, came onto the field late, using the running start he had to knock back G Mark Glowinski as he helped collapse the pocket on QB Russell Wilson's pass that sailed out of bounds and gave Green Bay possession...With just over a minute remaining, posted his first career forced fumble, slapping the ball out with his right hand as RB Alex Collins came through a hole in the middle, a fumble that was recovered by S Kentrell Brice at the Green Bay 27.

►**At Chicago (Dec. 18):** Appeared on three plays on defense.

►**Vs. Minnesota (Dec. 24):** Played six snaps on defense and posted a QB pressure.

►**At Detroit (Jan. 1):** Dressed but did not see any action.

22 Aaron Ripkowski, FB, 2nd Year, Oklahoma

- Played in 15 games as a rookie last season, seeing action primarily on special teams, and posted nine tackles (tied for No. 4 on the team).
- Was tied with CB Damarious Randall (15) for the most games played by a Green Bay rookie in 2015.
- Began his career at Oklahoma as a walk-on and went on to play in 47 games with 17 starts in four seasons.

2016 SEASON: Played in all 16 games with eight starts, seeing time on offense and special teams...Had 34 carries for 150 yards (3.6 avg.) and two TDs and nine catches for 46 yards (5.1 avg.) and a TD...Was one of two players on the team (WR Jeff Janis) with a rushing TD and a receiving TD...Had three tackles on special teams...Was named an alternate for the Pro Bowl.

►**At Jacksonville (Sept. 11):** Played 18 snaps on special teams, tied for the team lead, and eight snaps on offense.

►**At Minnesota (Sept. 18):** Appeared on 19 plays on special teams and two on offense.

►**Vs. Detroit (Sept. 25):** Started his first career game and seemed to be in position for the most significant offensive action of his career, but was limited to just 11 snaps before departing in the second quarter due to a back injury...Was the lead blocker on RB Eddie Lacy's game-long 25-yard run in the second quarter, sealing LB Kyle Van Noy to create a running lane up the middle.

►**Vs. N.Y. Giants (Oct. 9):** Saw the most significant action of his career to that point, appearing on 25 plays and posting a career-high 17 yards rushing on two carries (8.5 avg.)...Had a career-best 13-yard run midway through the fourth quarter as he dragged a host of defenders on a run up the middle to the New York 10, helping to set up a 25-yard Mason Crosby FG that put Green Bay up, 23-9...Helped clear the way for Lacy's 81 yards rushing on just 11 carries (7.4 avg.), part of a 147-yard rushing effort by the offense, a season high.

►**Vs. Dallas (Oct. 16):** Started and played 18 snaps on offense, carrying the ball once for no gain while adding a 2-yard catch...Also appeared on 14 plays on special teams.

►**Vs. Chicago (Oct. 20):** Played 22 snaps on offense and had three carries for 8 yards (2.7 avg.)...Also had an 8-yard reception.

►**At Atlanta (Oct. 30):** Appeared on a career-high 32 snaps and registered a career-best six carries for a career-high 34 yards (5.7 avg.)...Had a 12-yard carry early in the third quarter, taking the handoff up the middle and charging forward against a group of tacklers at the end of the run for extra yardage.

►**Vs. Indianapolis (Nov. 6):** Rushed for 4 yards on two carries (2.0 avg.) and had a 3-yard reception.

►**At Tennessee (Nov. 13):** Played 20 snaps on special teams.

►**At Washington (Nov. 20):** Had two carries for 9 yards (4.5 avg.) in 14 snaps of action on offense...With the Packers backed up at their own 2-yard line on the first possession of the second half, had a 7-yard run up the middle to give the offense some room...Also played 18 snaps on special teams and registered a tackle.

►**At Philadelphia (Nov. 28):** Started and played 25 snaps, carrying the ball three times for 1 yard and a TD and catching a career-high two passes for 15 yards (7.5 avg.)...Scored the first TD of his career when he scored on a 1-yard run up the middle early in the fourth quarter that put the Packers ahead, 24-13...Added a tackle on special teams.

►**Vs. Houston (Dec. 4):** Played 24 snaps, rushing for 14 yards and a TD on three carries (4.7 avg.) along with a 4-yard reception...Broke a tackle from LB Max Bullough and charged into the end zone for a 3-yard score with 4:11 remaining in the game, his second straight game with a TD as he gave Green Bay a 21-7 lead...Added a tackle on special teams.

►**Vs. Seattle (Dec. 11):** Appeared on 24 plays, rushing three times for 2 yards (0.7 avg.).

►**At Chicago (Dec. 18):** Played 11 snaps on offense and 16 on special teams.

►**Vs. Minnesota (Dec. 24):** Appeared on 14 plays on offense and 19 on special teams.

►**At Detroit (Jan. 1):** Started and played 36 snaps, posting a team-leading and career-high 61 rushing yards on nine attempts (6.8 avg.)...Rushed for three first downs, including a career-long 15-yard gain midway

through the first quarter out to midfield...Also had two receptions for 15 yards (7.5 avg.), including the first TD grab of his career to put Green Bay up, 7-0...Early in the second quarter, found himself wide open over the middle on a checkdown, hauling in a short pass from QB Aaron Rodgers near the Detroit 5 and then barreling over S Glover Quin near the goal line for a 7-yard TD.

►**Vs. N.Y. Giants (NFC Wild Card, Jan. 8):** Played 25 snaps on offense, scoring on a 1-yard TD run up the middle in the fourth quarter to give the Packers a 38-13 lead, his first career postseason TD...Added two receptions for 11 yards (5.5 avg.).

12 Aaron Rodgers, QB, 12th Year, California

• Ranks No. 1 in NFL history (min. 1,500 attempts) in career passer rating (104.1), interception percentage (1.55) and TD/INT ratio (4.13, 297/72).

• Has posted six seasons (2009, 2011-12, 2014-16) with 500-plus passing attempts and eight or fewer INTs, the most in NFL history ahead of Patriots QB Tom Brady (three seasons) and nine others (one season each).

• Ranks No. 1 in NFL history with seven 100-plus-rating seasons (2009-14, 2016). Is the only quarterback in league history to record a 100-plus passer rating in six consecutive seasons (2009-14), with no other QB doing so in more than four straight years.

• Is one of only four QBs in NFL history (Dan Marino, Peyton Manning, Drew Brees) to have two seasons with 40-plus TD passes.

• Has registered six 4,000-yard passing seasons in his career, the most in team history. His four seasons with 35-plus TD passes are also a franchise record.

• Was named the league's Most Valuable Player by *The Associated Press* in 2014 for the second time in his career (2011), becoming the eighth player in league history to win the honor multiple times.

• Is one of only four quarterbacks in NFL annals with 35,000-plus passing yards and 2,500-plus rushing yards (Fran Tarkenton, John Elway, Donovan McNabb).

• Has posted 10-plus games with zero INTs (min. 15 att.) three times in his career (2009, 2014, 2016). The only other QB in franchise history to have 10-plus zero-INT games in a season was Bart Starr in 1964.

• In 135 career regular-season starts (90-45 record), has posted 49 games with 300-plus passing yards, 80 without an interception (min. 15 attempts) and 74 with a 100-plus passer rating. Has posted 31 career games with 300-plus passing yards, no INTs and a 100-plus rating, No. 4 in NFL history behind Brees (44), Brady (34) and Manning (33).

• Has been selected to the Pro Bowl in six of the last eight seasons (2009, 2011-12, 2014-16).

• Has posted a franchise-record 20 games with four-plus passing TDs, eclipsing Brett Favre's mark of 19.

2016 SEASON: Completed 401 of 610 passes (65.7 percent) for 4,428 yards and 40 TDs with seven INTs for a 104.2 passer rating...Ranked No. 1 in the league in TD passes, the first Green Bay quarterback to do so since Favre in 2003...Set a franchise single-season record for completions...Ranked No. 2 in the NFL in TD percentage (6.6), No. 4 in passer rating, No. 4 in passing yards and No. 3 in TD/INT ratio (5.71)...Was selected to the Pro Bowl for the third straight season and the sixth time in his career...Posted a league-best seven games with three-plus passing TDs and no INTs this season, the second most in a season in team history behind only his eight games in 2014...Had a franchise-record four games with four-plus TD passes and no INTs (tied with Brees for the league lead)...Ranked No. 1 in the NFL in games with multiple passing TDs and no INTs with 10, also the second most in franchise history behind his mark of 11 in 2014...Had a league-high 31 TD passes in the red zone, tied with Favre (1995) for the most by a Green Bay QB since STATS began recording it in 1991...Ranked No. 2 in the NFL with a third-down passer rating of 116.2, completing 101 of 153 passes for 1,391 yards and 16 TDs with five INTs...Over the final seven games of the season, completed 168 of 241 passes (69.7 percent) for 2,018 yards and 18 TDs with no INTs for a 120.0 passer rating...Rushed for a career-high 369 yards and a team-leading four TDs on 67 carries (5.7 avg.), the highest rushing-yardage total by a Green Bay QB since Tobin Rote (398 yards) in 1956...Ranked No. 3 in the NFL among QBs in rushing yards and No. 5 in yards per carry (min. 40 att.)...Was tied for No. 5 among QBs in rushing TDs and ranked No. 4 in rushing first

downs (25)...Posted seven games with 25-plus rushing yards, matching his career high set in 2015.

►**At Jacksonville (Sept. 11):** Threw for 199 yards and two TDs on 20-of-34 passing for a 95.1 passer rating...Added a 6-yard rushing TD on Green Bay's opening possession, giving him 11 games with two-plus passing TDs and one-plus rushing TDs since 2008, second most over that span behind only Panthers QB Cam Newton...His TD passes came on back-to-back drives late in the first half...Connected with WR Jordy Nelson for a 6-yard TD pass with just over three minutes remaining in the first half, buying time in the pocket before moving to his right to find Nelson in the middle of the end zone...With CB Jalen Ramsey attempting to pull him down by the back of his jersey, threw a perfectly placed 29-yard TD pass to WR Davante Adams over CB Davon House in the end zone with 13 seconds remaining in the half.

►**At Minnesota (Sept. 18):** Connected on 20 of 36 passes for 213 yards and a TD with one INT (70.7 passer rating)...Rushed for 29 yards on three carries (9.7 avg.), highlighted by a 10-yard TD run up the middle early in the fourth quarter...It marked just the third time in his career (Weeks 9-10, 2009; Weeks 2-3, 2010) that he had posted a rushing TD in back-to-back games.

►**Vs. Detroit (Sept. 25):** Posted a season-high 129.3 passer rating, connecting on 15 of 24 passes for 205 yards and four TDs with no INTs, with all four of the TD passes coming in the first half...It marked just the second time in his career that he had thrown four-plus TD passes in a first half (six vs. Chicago, Nov. 9, 2014)...His 24 passing attempts were the fewest in his career in a game that he threw four-plus TD passes...Threw two TD passes to Nelson, including a perfectly placed 17-yard pass over Nelson's shoulder late in the first half to put Green Bay up, 31-3...With just under 3:30 remaining and the Packers leading 34-27, scrambled to pick up 11 yards on a third-and-8 that helped seal the win...Finished with 22 yards rushing on five carries (4.4 avg.).

►**Vs. N.Y. Giants (Oct. 9):** Threw for 259 yards and two TDs with two INTs on 23-of-45 passing for a 65.0 passer rating...Threw a 2-yard TD pass to Nelson on the opening drive, his 50th to Nelson in the regular season, the second-most prolific combo in franchise history behind only QB Brett Favre and WR Antonio Freeman (57)...On Green Bay's opening drive, had a key 11-yard run to the Giants' 6 on third-and-10, bouncing around the pocket before taking it down the left sideline for the first down that set up his TD pass to Nelson just two plays later...Midway through the second quarter, perfectly placed a ball over the shoulder of Adams down the right sideline with CB Michael Hunter covering him for a 29-yard score.

►**Vs. Dallas (Oct. 16):** Completed a season-high 31 passes on 42 attempts for a season-best 294 yards and a TD with one INT for a 90.8 passer rating...Completed passes to nine different players, a season high.

►**Vs. Chicago (Oct. 20):** Set a single-game franchise record with 39 completions, eclipsing the previous high of 36 by Favre at Chicago on Dec. 5, 1993...Posted a season-high 326 passing yards on 39-of-56 passing with three TDs and no INTs for a 102.2 rating, with all three TD passes coming in the second half...Completed 10-plus passes to three different receivers (Adams, 13; Randall Cobb, 11; Ty Montgomery, 10), becoming just the second QB in NFL history (Patriots QB Drew Bledsoe, Nov. 13, 1994) to accomplish that feat in a regular-season game...Posted a 127.9 passer rating on third down, completing 10 of 13 passes for 69 yards and two TDs.

►**At Atlanta (Oct. 30):** Threw for 246 yards and four TDs with no INTs on 28-of-38 passing for a 125.5 passer rating...It marked his 18th career game with four-plus TD passes as he moved past Johnny Unitas (17) for No. 6 on the all-time list...All four of his TD passes came to different players, with three of the players (WRs Jeff Janis, Trevor Davis and Geronimo Allison) recording the first regular-season TD catches of their career...Connected with Nelson on a season-long 58-yard pass on Green Bay's opening drive, hitting him perfectly in stride as Nelson took it down the sideline to the Atlanta 7...Posted a career-high 60 rushing yards on just six carries (10.0 avg.), including a 23-yard scamper down the sideline at the end of the first half out to the Green Bay 48 to help set up K Mason Crosby's 29-yard FG as time expired...Dating back to 1960, his rushing total was the second-best mark by a Green Bay QB behind only Don Majkowski's 88-yard outing at Detroit on Sept. 30, 1990...Tied his career

high with three runs of 10-plus yards (23, 13, 11)...Joined Panthers QB Cam Newton (Dec. 20, 2015, at N.Y. Giants) as the only QBs over the past four seasons (2013-16) to register four-plus passing TDs and 60-plus rushing yards in a game.

►**Vs. Indianapolis (Nov. 6):** Completed 26 of 43 passes for 297 yards and three TDs with one INT for a 94.8 passer rating...It marked his 50th career regular-season game with three-plus TD passes...Was his third straight game with three-plus TD passes, the only NFL quarterback to accomplish that feat in 2016...Drew the Colts offside on the final play of the first quarter on a third down and found Nelson for a 26-yard jump-ball TD in the end zone...Rushed for 43 yards on six carries (7.2 avg.), the first time in his career that he had posted 40-plus rushing yards in back-to-back games...Had a 21-yard run down the right sideline late in the fourth quarter to the Indianapolis 16 that helped set up his TD pass to Cobb, giving him a 20-yard run in back-to-back games for the first time in his career.

►**At Tennessee (Nov. 13):** Threw for a season-high 371 yards and two TDs with two INTs on 31-of-51 passing...Had three completions of 35-plus yards, with all three going to Adams (46, 38, 35)...His 35-yard completion down the left sideline to Adams in the third quarter came on fourth-and-5, tying the third-longest completion of his career on fourth down, and set up his own TD run two plays later...Rushed for 27 yards on three carries (9.0 avg.), highlighted by a 20-yard TD run up the middle, the second-longest TD run of his career...It marked his third straight game with a run of 20-plus yards, the first Green Bay QB to do so since Tobin Rote in 1955.

►**At Washington (Nov. 20):** Connected on 26 of 41 passes for 351 yards and three TDs with no INTs for a 115.0 passer rating, his fourth game this season with three-plus passing TDs and no INTs...It marked just the third time in his career (2009, 2011) that he posted back-to-back 350-yard passing games...Averaged 8.56 yards per attempt, a season high...Posted a season-high five completions of 25-plus yards, connecting with TE Jared Cook (47 and 29), Cobb (47) and Adams (37), and RB James Starks (31-yard TD)...Recorded a 151.4 passer rating on third down, completing 9 of 13 attempts for 195 yards and two TDs...The 195 yards passing on third down was the second-highest output of his career behind only his 217 yards at Pittsburgh on Dec. 20, 2009...Went over the 35,000-yard passing mark for his career, reaching it on his 4,446th attempt, the second fastest in NFL history behind only Unitas (4,388 attempts)...Rushed for 33 yards on three carries (11.0 avg.), including a 17-yard scamper to the Washington 6 late in the second quarter that helped set up a 36-yard Mason Crosby FG.

►**At Philadelphia (Nov. 28):** Completed 30 of 39 passes for 313 yards and two TDs with no INTs for a 116.7 passer rating, his first game this season with 30-plus completions and a completion percentage of 75 percent or higher...Posted 300-plus passing yards for the third straight game, tied for the second-longest single-season streak of his career behind only a four-game streak in 2011...Helped the offense convert 10 of 14 third downs, a 71.4 percentage that is the best in the NFL this season and the second-best mark posted by Green Bay under Head Coach Mike McCarthy (13 of 18, 72.2 percent, at Minnesota, Oct. 27, 2013)...Both of his TD passes went to Adams, with the second one a perfectly placed 20-yarder in a tight window that Adams caught in the back of the end zone with CB Nolan Carroll in tight coverage...Completed 9 of 10 passes on third down for 94 yards (105.8 rating)...Also rushed for 26 yards on six carries (4.3 avg.), with three of the runs picking up first downs.

►**Vs. Houston (Dec. 4):** Playing with an injured hamstring, completed 20 of 30 passes for 209 yards and two TDs with no INTs for a 108.9 passer rating, his third straight game with a 100-plus rating...It marked his seventh straight game with two-plus TD passes, tied for the second-longest streak of his career (2012) behind only a 13-game streak in 2011...It also marked his third straight game without an INT...Rolled out to his right and threw across his body to find Cobb in the end zone for a 9-yard TD pass in the second quarter...Led the offense on a 12-play, 98-yard TD drive in the fourth quarter that was capped off with his 32-yard TD pass to a wide-open Nelson in the end zone...The drive was the longest by the Packers since a 99-yarder at Cleveland on Oct. 25, 2009...Later in the quarter, led the offense on an eight-play, 89-yard drive that put the Packers up 21-7...Also had three carries for 16 yards (5.3 avg.), including a key 11-yard scramble early in the fourth quarter on Green Bay's go-ahead drive.

►**Vs. Seattle (Dec. 11):** Completed 18 of 23 passes for 246 yards and three TDs with no INTs for a 150.8 passer rating, the fourth-highest single-game passer rating in his career (min. 15 att.) and his fourth straight game with a 100-plus rating...On the third play from scrimmage, rolled to his right and found Adams deep down the right sideline for a 66-yard TD, his longest completion of the season...Has now thrown at least one TD pass of 65-plus yards in all nine of his seasons as the starter (2008-16), joining Brees as the only NFL quarterbacks to do so over that span...Connected with Nelson on two TD passes (9 and 3 yards), with the second one moving the duo into a tie with Favre/Antonio Freeman for the most productive TD combination in franchise history...Earned NFC Offensive Player of the Week honors for his performance, the 14th time he has won the award in his career as he extended his franchise record...Ranks No. 1 in the NFL with 14 Player of the Week awards since 2010.

►**At Chicago (Dec. 18):** Despite limited mobility due to a calf injury, completed 19 of 31 passes for 252 yards with no INTs for an 87.0 passer rating...With the game tied at 27 late in the fourth quarter, faced a third-and-11 at the Green Bay 26...Dropped back in the pocket and moved slightly to his left before heaving a deep ball to Nelson down the middle of the field that he hauled in at the Chicago 14 for a 60-yard gain...With no timeouts left, spiked the ball on the next play to stop the block and set up Mason Crosby's 32-yard game-winning FG as time expired...Added 19 yards rushing on three carries (6.3 avg.).

►**Vs. Minnesota (Dec. 24):** Threw for 347 yards and four TDs with no INTs on 28-of-38 passing for a 136.6 rating...Did not throw an interception for the sixth straight game, matching the franchise record (min. 15 att.) set by him in 2014 and 2014-15 and Starr in 1964...Brought his streak of attempts without an INT to 206, the third-best streak in team annals behind Starr's in 1964-65 (294) and his own of 212 in 2014...Threw two TD passes to Nelson as the duo set the franchise record for the most productive TD combination in franchise history (59), surpassing Favre and Freeman's mark of 57...Completed 8 of 9 passes for 79 yards and three TDs on third down for a 142.8 rating...In addition to his four passing TDs, added a 6-yard rushing TD with 24 seconds remaining in the first half to give Green Bay a 28-13 at the break...Took the shotgun snap and then spun away from DE Everson Griffen, running away from him down the sideline before making a move to elude a tackle attempt from CB Xavier Rhodes near the sideline as he took it in for the score...It marked just the second game in his career (vs. Denver, 2011) that he threw for 300-plus yards and four-plus TDs with a rushing TD as he joined Brees (three times) and Peyton Manning (twice) as the only QBs in NFL history to do so...Was named the NFC Offensive Player of the Week further extending his franchise record by winning the award for the 15th time in his career.

►**At Detroit (Jan. 1):** Set a franchise record with his seventh straight zero-INT game, completing 27 of 39 passes for 300 yards and four TDs for a 126.0 passer rating...Became the first QB in team history to register back-to-back games in the same season with 300-plus passing yards, four-plus TDs and no INTs...Brought his streak of passing attempts without an INT to 245, the second-longest mark in franchise history behind only Starr (294) in 1964...It marked his 20th career game with four-plus TD passes as he moved past Favre (19) for the franchise record...Led the Packers to TDs on three of the first four drives in the second half to turn a 14-10 halftime deficit into a 31-17 lead...Found Adams on a pass over the middle for a 3-yard TD on the opening drive of the half...Early in the fourth quarter, spun to his left to avoid pressure, then moved to his left again to avoid DT Khyri Thornton before finding WR Geronimo Allison in the back of the end zone for a 10-yard TD...After a Lions FG narrowed the lead to 23-17 midway through the fourth quarter, led the offense on an 11-play, 75-yard drive that he capped off by lofting a 9-yard TD pass to Adams in the corner of the end zone...Added 42 yards rushing on a season-high 10 attempts (4.2 avg.), including a key 13-yard gain on a bootleg midway through the fourth quarter that converted a third-and-1.

►**Vs. N.Y. Giants (NFC Wild Card, Jan. 8):** Completed 25 of 40 passes for 362 yards and four TDs for a 125.2 rating, his sixth game in 14 postseason starts with a 110-plus rating as he tied Joe Montana (23 starts) and Tom Brady (30 starts) for the most in NFL history...It also marked his fifth playoff game with a 120-plus rating, tied with Montana for the most in league annals...Became just the fourth QB in NFL history to throw for 350-

plus yards, four-plus TDs and no INTs in a playoff game (Peyton Manning, Kurt Warner, Alex Smith)...Tied the single-game franchise playoff record with the four TD passes, and became the first QB in team history to record two games with four-plus passing TDs in the postseason (at Arizona, Jan. 10, 2010)...Posted his sixth career playoff game with three-plus TD passes, topping Favre (five) for the franchise mark...Also extended his team playoff record with his fifth career 300-yard game...The 362 yards passing were the third most in a playoff game in team history behind only his 423 yards at Arizona in the 2009 postseason and his 366 at Atlanta in the 2010 playoffs...Is tied for No. 3 in NFL playoff history with three career 360-yard passing games, trailing only Warner (six) and Manning (five)...Including the regular season, brought his streak of consecutive games without an INT to eight...With the Packers trailing 6-0 late in the first half, perfectly placed a deep throw down the right sideline to Adams for a 31-yard gain to the New York 7...Two plays later, eluded DT Johnathan Hankins and DT Damon Harrison in the pocket to give himself time to deliver a 5-yard TD strike to Adams in a tight window in the end zone...On the next drive, with the Packers facing a fourth-and-2 and no timeouts remaining, rolled out to his right and lofted a Hail Mary pass to Cobb in the back of the end zone for a 42-yard TD pass, the second-longest TD pass of his career in the postseason (46-yarder to Adams vs. Dallas in 2014 postseason)...Posted a 151.6 rating in the second half, connecting on 14 of 18 passes for 207 yards and two TDs as he helped lead the offense to four straight scoring drives and 24 unanswered points after the Giants narrowed Green Bay's lead to 14-13 with 5:16 remaining in the third quarter...Found Cobb down the middle of the field for a 30-yard TD late in the third quarter to give Green Bay a 21-13 lead...With 9:27 remaining, found Cobb for a third time in the end zone, this time from 16 yards out to push Green Bay's lead to 31-13.

82 Richard Rodgers, TE, 3rd Year, California

- Had 58 receptions in 2015, becoming just the fourth TE in team history to record 55-plus receptions in a season (Paul Coffman, Jermichael Finley, Jackie Harris).

- Was one of only four TEs in the NFL last season to register 55-plus catches, 500-plus receiving yards and eight or more TD receptions (Rob Gronkowski, Jordan Reed, Gary Barnidge).

- Registered 10 TD catches in 2014-15, tied for the most by a Green Bay TE in his first two seasons since the 1970 AFL-NFL merger (Bubba Franks, 2000-01). His eight TD receptions in '15 were tied for the fifth most in a season by a Packers TE.

- Set a single-game franchise record for tight ends with 146 receiving yards last season at Detroit in Week 13, highlighted by his game-winning 61-yard TD catch on the final play of the game.

2016 SEASON: Played in all 16 games with six starts and had 30 catches for 271 yards (9.0 avg.) and two TDs.

►**At Jacksonville (Sept. 11):** Appeared on 25 plays on offense and made a season-long 22-yard catch in the third quarter to the Jacksonville 8 that helped set up K Mason Crosby's 25-yard FG...Was covered by S Johnathan Cyprien on the play, extending his arms out to make a diving grab near the sideline.

►**At Minnesota (Sept. 18):** Had two receptions for 25 yards (12.5 avg.) in 36 snaps of action.

►**Vs. Detroit (Sept. 25):** Started for the first time on the season and had two catches for 9 yards (4.5 avg.) and a TD...Came across the field to catch a pass from QB Aaron Rodgers, who was moving to his right, for a 2-yard TD as he slid into the end zone.

►**Vs. N.Y. Giants (Oct. 9):** Started and played 73 of 80 snaps, making a 6-yard catch and helping the Packers rush for a season-high 147 yards on 32 carries (4.6 avg.).

►**Vs. Dallas (Oct. 16):** Appeared on 47 plays and caught two passes for 15 yards (7.5 avg.).

►**Vs. Chicago (Oct. 20):** Started, appearing on 47 snaps and catching a 7-yard pass.

►**At Atlanta (Oct. 30):** Started and played 26 snaps, but did not have any receptions.

►**Vs. Indianapolis (Nov. 6):** Posted a season-high six receptions for a season-best 64 yards (10.7 avg.)...Had a season-high three receiving

first downs, which is tied for the second most in a game in his career... Matched his season best with a 22-yard reception in the first quarter on Green Bay's opening drive...Freed himself from S T.J. Green to get open near the sideline, hauling in a pass from Rodgers to the Indianapolis 9 to help set up a Mason Crosby FG.

►**At Tennessee (Nov. 13):** Started and appeared on 65 plays, hauling in four passes for 27 yards (6.8 avg.).

►**At Washington (Nov. 20):** Caught four passes for 28 yards (7.0 avg.), with two of the receptions picking up first downs.

►**At Philadelphia (Nov. 28):** Appeared on 26 plays on offense.

►**Vs. Houston (Dec. 4):** Played 27 snaps and caught two passes for 16 yards (8.0 avg.).

►**Vs. Seattle (Dec. 11):** Played 34 snaps and caught an 8-yard pass over the middle to the Seattle 6 on third-and-4, absorbing a hit from LB K.J. Wright that was flagged for unnecessary roughness...The catch set up QB Aaron Rodgers' 3-yard TD pass to WR Jordy Nelson on the next play.

►**At Chicago (Dec. 18):** Started and played 20 snaps on offense, making one catch for 10 yards.

►**Vs. Minnesota (Dec. 24):** Played 29 snaps and caught two passes for 20 yards (10.0 avg.), highlighted by his 13-yard TD grab early in the fourth quarter to put the Packers ahead, 38-13...Made an inside move on S Harrison Smith down the seam to make the TD catch.

►**At Detroit (Jan. 1):** Appeared on 35 plays and had a 14-yard catch on Green Bay's first TD drive...Early in the second quarter, hauled in a pass in the flat and then made S Tavon Wilson miss as he took it down the sideline for a 14-yard gain to the Detroit 14, helping set up QB Aaron Rodgers' TD pass to FB Aaron Ripkowski two plays later.

►**Vs. N.Y. Giants (NFC Wild Card, Jan. 8):** Played 25 snaps, but did not have any receptions.

24 Quinten Rollins, CB, 2nd Year, Miami (Ohio)

• Played in 14 games with four starts (two at LCB, two at RCB) in 2015, recording 35 tackles (25 solo), a sack, two interceptions (one for a TD) and nine passes defensed in his rookie season.

• Was tied for No. 3 on the team in INTs and tied for No. 4 among NFL rookies.

• Finished second among Packers rookies (Aaron Ripkowski, nine) with seven special teams tackles.

• Recorded two interceptions vs. St. Louis last season in Week 5, becoming the first Green Bay rookie to do so since CB Casey Hayward had two at Houston on Oct. 14, 2012. Returned the first interception 45 yards for a TD, becoming the first Packers rookie to record a pick-six since S Marques Anderson in 2002 (vs. Detroit, Nov. 10).

2016 SEASON: Played in 13 games with 10 starts (four at LCB, six as the third CB) and posted 41 tackles (35 solo), an interception and 11 passes defensed...Was inactive for three games (Weeks 6-8) due to a groin injury.

►**At Jacksonville (Sept. 11):** Started as the third CB as the defense opened in the nickel and played 47 snaps...Posted two tackles (one solo) and two passes defensed (tied for the team lead)...With less than a minute remaining in the game and the Packers leading, 27-23, made a leaping breakup of QB Blake Bortles' pass intended for WR Allen Robinson in the end zone.

►**At Minnesota (Sept. 18):** Started as the third CB and played 41 snaps, posting a pair of solo tackles.

►**Vs. Detroit (Sept. 25):** Started as the third CB and played 67 of 68 defensive snaps...Recorded an assisted tackle.

►**Vs. N.Y. Giants (Oct. 9):** Started at LCB in place of an injured Damarious Randall (groin) and played all 56 snaps, one of five Green Bay players to do so on defense...Helped limit the Giants' top three WRs (Odell Beckham Jr., Sterling Shepard and Victor Cruz) to a combined seven catches for 70 yards (10.0 avg.) and a TD...Broke up a deep pass early in the fourth quarter from QB Eli Manning intended for Cruz, nearly making the interception as Cruz appeared to drag him down...Finished with four tackles (three solo) and a team-high two passes defensed.

►**Vs. Dallas (Oct. 16):** Inactive due to a groin injury sustained in practice the day before the game.

►**Vs. Chicago (Oct. 20):** Inactive (groin).

►**At Atlanta (Oct. 30):** Inactive (groin).

►**Vs. Indianapolis (Nov. 6):** Returned to action after missing three games, opening at LCB and playing 62 of 68 snaps...Posted two tackles (both solo).

►**At Tennessee (Nov. 13):** Started at LCB and played 33 snaps, finishing with a tackle for a loss.

►**At Washington (Nov. 20):** Played 52 snaps and posted five tackles (four solo).

►**At Philadelphia (Nov. 28):** Appeared on 46 plays and posted three tackles (all solo) and a pass defensed...Late in the first half, came on a blitz and made a left-handed deflection of a QB Carson Wentz pass intended for WR Dorial Green-Beckham in the flat.

►**Vs. Houston (Dec. 4):** Started as the third CB and played 63 of 66 snaps, recording five tackles (four solo) and two passes defensed...Broke up a short pass from QB Brock Osweiler on third down in the first quarter intended for WR DeAndre Hopkins to force a Houston punt...Later in the quarter, dove to make a breakup of a pass from Osweiler to Hopkins near the sideline.

►**Vs. Seattle (Dec. 11):** Started as the third CB and played all 71 snaps, posting a career-high seven tackles (all solo), an interception and two passes defensed...Early in the third quarter, made an interception as he got both feet in bounds in the end zone as he hauled in a pass from QB Russell Wilson intended for WR Doug Baldwin that was deflected by CB LaDarius Gunter...Early in the fourth quarter, broke up a short pass over the middle intended for Baldwin.

►**At Chicago (Dec. 18):** Started as the third CB and played 65 of 66 snaps, finishing with six tackles (all solo) and two passes defensed.

►**Vs. Minnesota (Dec. 24):** Started at LCB and played all 78 snaps, recording three tackles (all solo).

►**At Detroit (Jan. 1):** Played 23 snaps, departing the game late in the third quarter after sustaining a concussion as he attempted to break up a pass near the sideline...Posted a solo tackle.

►**Vs. N.Y. Giants (NFC Wild Card, Jan. 8):** Inactive (concussion).

47 Jake Ryan, LB, 2nd Year, Michigan

• Played in 14 games with five starts as a rookie, opening at BLB for the final five contests. Registered 47 tackles (32 solo) and a fumble recovery on defense and six tackles on special teams.

• Started both postseason games and recorded 10 tackles (seven solo). Including the playoffs, tallied six or more tackles in six of the seven games he started in 2015.

• Served as a team captain for his final two seasons and was a three-time winner (2012-14) of the Roger Zatkoff Award, given to Michigan's top LB. He is the only player to win the award, which was established in 1991, three times.

2016 SEASON: Played in 14 games with 10 starts and ranked No. 2 on the team with 84 tackles (58 solo)...Added seven tackles for a loss, three passes defensed, four QB pressures and three QB hits...Was inactive for two games (ankle)...Part of a run defense that ranked No. 8 in the league in rushing yards allowed per game (94.7) and No. 7 in runs of 10-plus yards allowed (37).

►**At Jacksonville (Sept. 11):** Started at ILB and played 43 snaps, finishing with eight tackles (four solo) and his first career pass defensed...Broke up a short pass over the middle from QB Blake Bortles intended for WR Allen Hurns in the second quarter...Helped limit the Jaguars to just 48 yards rushing on 26 carries (1.8 avg.), the first time they had rushed for 48 or fewer yards on 25-plus attempts since Nov. 14, 1999 (vs. Baltimore, 47 yards on 26 attempts).

►**At Minnesota (Sept. 18):** Started at ILB, appearing on 45 of 58 plays, and registered a team-high nine tackles (six solo) and a pass defensed...Stopped RB Adrian Peterson for a 2-yard loss on a run early in the third quarter...Helped limit Peterson to just 19 yards on 12 carries (1.6 avg.), tied for the fourth-lowest yardage total of Peterson's career, with a long of 5 yards.

►**Vs. Detroit (Sept. 25):** Started at ILB and played 56 snaps...Recorded eight tackles (five solo), including a tackle for a loss in the third quarter when he sprinted up the field to bring down RB Dwayne Washington for a 3-yard loss on a reception in the flat...Added a QB pressure...Helped limit

the Lions to just 50 yards rushing on 23 carries (2.2 avg.).

►**Vs. N.Y. Giants (Oct. 9):** Started at ILB and played 41 snaps, finishing with six tackles (five solo), including a tackle for a loss...Came up to bring down RB Orleans Darkwa for a 1-yard loss on a run early in the third quarter...Helped limit the Giants to just 43 yards rushing on 15 carries (2.9 avg.), bringing Green Bay's four-game total to just 171 rushing yards allowed, the second-fewest allowed by an NFL team in the first four games of a season since individual stats began to be recorded in 1933 behind only the 157 yards allowed by the 1995 San Francisco 49ers.

►**Vs. Dallas (Oct. 16):** Didn't start as the defense opened with a lone ILB (Clay Matthews), but played 45 snaps and registered six tackles (four solo).

►**Vs. Chicago (Oct. 20):** Started at ILB and recorded five tackles (three solo).

►**At Atlanta (Oct. 30):** Started at ILB and played 47 snaps, matching his career high with a team-leading 10 tackles (career-best 10 solo)...Posted two tackles for a loss, with the stops coming on back-to-back plays in the second quarter on runs by RBs Terron Ward and Devonta Freeman.

►**Vs. Indianapolis (Nov. 6):** Started at ILB and played 55 snaps, finishing with a team-high nine tackles (eight solo), a QB pressure, a QB hit and a pass defended...Came up to tackle RB Frank Gore for a 3-yard loss on a fourth-quarter run...Added a tackle on special teams.

►**At Tennessee (Nov. 13):** Was limited to just two snaps on special teams after sustaining an ankle injury on Green Bay's punt after its first possession.

►**At Washington (Nov. 20):** Inactive (ankle).

►**At Philadelphia (Nov. 28):** Inactive (ankle).

►**Vs. Houston (Dec. 4):** Returned to action after missing two games, starting and playing 38 snaps...Posted four tackles (two solo), including a tackle for a loss, two QB pressures and two QB hits...Knifed through the defense to get into the backfield and tackle RB Lamar Miller for a 4-yard loss on a run late in the first quarter...Came up the middle to hit QB Brock Osweiler as he got rid of the ball to RB Alfred Blue, who was brought down for a 9-yard loss by DT Letroy Guion after making the catch...Left the game late in the first quarter after reinjuring his ankle, but did return.

►**Vs. Seattle (Dec. 11):** Saw limited action, playing just eight snaps on defense and finishing with three tackles (all assisted)...On Seattle's opening drive, came up the middle to bring down RB Thomas Rawls for a 1-yard loss on third-and-1 along with LB Jayrone Elliott as the Packers forced the Seahawks to settle for a FG.

►**At Chicago (Dec. 18):** Started at ILB and played 55 of 66 snaps, ranking No. 2 on the team with eight tackles (six solo)...Added two QB pressures and a QB hit.

►**Vs. Minnesota (Dec. 24):** Started at ILB and played 36 snaps, posting a solo tackle.

►**At Detroit (Jan. 1):** Played 58 of 66 snaps and registered a team-high seven tackles (four solo).

►**Vs. N.Y. Giants (NFC Wild Card, Jan. 8):** Started at ILB and played 42 snaps, finishing with a team-high 12 tackles (nine solo)...Also tied for the team lead with three passes defended...Early in the third quarter, got a hand in to break up QB Eli Manning's short pass intended for RB Paul Perkins...Late in the third quarter, broke up Manning's pass intended for TE Will Tye in the flat on second down, helping force a punt two plays later... Early in the fourth quarter, ran down the middle of the field with WR Odell Beckham Jr. and broke up Manning's deep pass.

10 Jacob Schum, P, 2nd Year, Buffalo

• Was claimed off waivers on Aug. 30 from Tampa Bay, where played in all 16 games last season and averaged 41.9 yards per punt (38.0 net average) on 56 attempts with 15 punts inside the 20.

• Was originally signed as an undrafted free agent by the Cleveland Browns in 2013 and also spent time with the New York Jets.

2016 SEASON: Played in all 16 games and recorded a 43.2-yard gross average and a net average of 39.1 yards on 56 punts with 19 inside the 20...His net average is the second best by a Green Bay punter (since 1976) behind only Tim Masthay's 40.3-yard average in 2015.

►**At Jacksonville (Sept. 11):** Punted four times in his Green Bay debut, posting a 46.0-yard gross average with a net average of 42.5 yards.

►**At Minnesota (Sept. 18):** Posted a 38.6-yard gross average and net average on a season-high five punts, with one inside the 20.

►**Vs. Detroit (Sept. 25):** Punted twice on the afternoon (both in the fourth quarter) and recorded a 41.5-yard gross average and a net average of 33.5 yards...Had a 40-yard punt to the Detroit 12 that resulted in just a 1-yard return for WR Andre Roberts.

►**Vs. N.Y. Giants (Oct. 9):** Posted a 36.5-yard average and a 35.0-yard net average on four punts.

►**Vs. Dallas (Oct. 16):** Punted just once on the afternoon, a 47-yard kick late in the first half that was downed at the Dallas 3-yard line.

►**Vs. Chicago (Oct. 20):** Had only one punt for the second straight game, drilling a 46-yarder that was fair caught.

►**At Atlanta (Oct. 30):** Posted a 54.3-yard gross average on three punts, including a 58-yarder in the second quarter...Finished with a 38.3-yard net average.

►**Vs. Indianapolis (Nov. 6):** Posted a 48.3-yard gross average and a career-high 47.5-yard net average on four punts...Also placed two punts inside the 20-yard line, a season high, pinning the Colts at their 10 and their 4 in the second quarter...Boomed a career-long 65-yard punt in the second quarter.

►**At Tennessee (Nov. 13):** Registered a career-high 50.5-yard gross average on four punts with a 39.8-yard net average...Placed one punt inside the 20 and had a long of 57 yards.

►**At Washington (Nov. 20):** Punted three times on the evening, posting a 46.0-yard gross average and a 43.3-yard net average...Recorded a 58-yarder in the first quarter that was downed at the Washington 6.

►**At Philadelphia (Nov. 28):** Punted just once on the evening, a 43-yard kick in the second quarter that was downed at the Philadelphia 1-yard line.

►**Vs. Houston (Dec. 4):** Matched his season high with five punts, posting a 43.0-yard gross average and a 35.0-yard net average on the afternoon...Placed three punts inside the 20-yard line, matching his career high (at Houston, Sept. 27, 2015), pinning the Texans at their own 11-yard line twice in the second quarter and at their 12 in the fourth for the final series.

►**Vs. Seattle (Dec. 11):** Tied his career high for the second straight week by placing three punts inside the 20, averaging 34.0 yards for both gross and net on his four punts...Limited Seahawks WR Tyler Lockett to no punt returns for only the second time on the season as two of the punts resulted in fair catches, one was downed and one went out of bounds.

►**At Chicago (Dec. 18):** Punted four times and recorded a 42.0-yard gross average and a 37.8-yard net average.

►**Vs. Minnesota (Dec. 24):** Posted a 43.2-yard gross average with a 36.5-yard net average on six punts with two inside the 20...Limited the Vikings to just two returns for 20 yards (10.0 avg.).

►**At Detroit (Jan. 1):** Punted five times on the evening, posting a 37.2-yard gross and net average with three punts inside the 20...Matched his career high with the three punts inside the 20, pinning the Lions at their own 13, 11 and 5 as Detroit did not score on any of those drives.

►**Vs. N.Y. Giants (NFC Wild Card, Jan. 8):** Posted a 41.2-yard net average on his six punts, the third-best mark by a Green Bay punter in a playoff game (since 1976)...Placed three punts inside the 20, forcing the Giants to start drives at the 11-yard line and the 8-yard line (twice) in the first half...Boomed a 58-yarder to the New York 5 in the second quarter that was returned just 3 yards...The punt was the third longest by a Packer in a postseason game at Lambeau Field, trailing only Boyd Dowler's 64-yarder vs. the Giants on Dec. 31, 1961, and Craig Hentrich's 63-yarder vs. San Francisco on Jan. 4, 1997...Helped limit the Giants to just 4 yards on three punt returns (1.3 avg.).

37 Sam Shields, CB, 7th Year, Miami

• Has 23 interceptions (including the postseason) since entering the NFL in 2010, tied for No. 6 in the NFL over that span.

• Was tied for the team lead with three interceptions in 2015, his fourth season with three-plus interceptions in the last five years, tied for No. 1 in the NFL over that span (2011-15).

• Earned his first career Pro Bowl selection in 2014, replacing Patriots CB Darrelle Revis, who played in the Super Bowl.

• Recorded a franchise-leading fifth career postseason interception in the

2014 NFC Championship Game at Seattle.

2016 SEASON: Played in one game and posted five tackles (four solo)... Was inactive for four games (Weeks 2-3, 5-6) due to a concussion before being placed on injured reserve on Oct. 18.

► **At Jacksonville (Sept. 11):** Started at RCB and played 62 snaps, finishing with five tackles (four solo)...Left the game late in the fourth quarter after sustaining a concussion.

► **At Minnesota (Sept. 18) – Vs. Dallas (Oct. 16):** Inactive (concussion).

78 Jason Spriggs, T, Rookie, Indiana

• Played in 48 career games over four seasons with 47 starts at left tackle for the Hoosiers.

• Named first-team All-America by the Football Writers Association of America (FWAA) and *Phil Steele's College Football* as a senior. Also received the Hoosiers' Chris Dal Sasso Award (outstanding lineman) and was the first Outland Trophy semifinalist in school history.

• In 2014, was named honorable mention All-Big Ten by the media after giving up two sacks in 689 snaps and recording 45 knockdowns.

2016 SEASON: Played in all 16 games with two starts (at RG), seeing action on offense and on special teams (extra points and field goals).

► **At Jacksonville (Sept. 11):** Played five snaps on special teams in his NFL debut.

► **At Minnesota (Sept. 18):** Appeared on two plays on special teams (extra points).

► **Vs. Detroit (Sept. 25):** Played six snaps on special teams.

► **Vs. N.Y. Giants (Oct. 9):** Saw his first action as a pro on offense, appearing on five snaps as an extra lineman on the right side.

► **Vs. Dallas (Oct. 16):** Saw the most significant action of his career, playing 18 offensive snaps as he took over at RT for an injured Bryan Bulaga (back) midway through the fourth quarter...Recovered a fumble by QB Aaron Rodgers on a sack late in the fourth quarter to retain possession for the Packers...Also saw action earlier in the game as an extra lineman.

► **Vs. Chicago (Oct. 20):** Played two snaps on offense as an extra lineman and played six on special teams.

► **At Atlanta (Oct. 30):** Appeared on one play as an extra lineman on offense and four snaps on special teams.

► **Vs. Indianapolis (Nov. 6):** Played five snaps on special teams.

► **At Tennessee (Nov. 13):** Played the final 24 offensive snaps at LT, coming in for an injured David Bakhtiari (knee) in the third quarter...It marked his first action at the LT spot in an NFL regular-season game.

► **At Washington (Nov. 20):** Appeared on a career-high 31 snaps on offense, taking over at RG for an injured Don Barclay (shoulder) to start the second half...Played 27 snaps at RG before moving over to LT for Bakhtiari (coach's decision) for the final four plays.

► **At Philadelphia (Nov. 28):** Made his first NFL start, opening at RG with T.J. Lang (foot) sidelined and Barclay (shoulder) limited...Played all 71 snaps, protecting Rodgers as the line didn't allow a sack and provided time for him to complete 30 of 39 passes for 313 yards and two TDs for a 116.7 passer rating...The zero-sack game came against an Eagles defense that entered the contest ranked No. 7 in the league in sacks with 26... Helped the offense register its fourth straight game with 385-plus yards (387), the longest single-season streak by the Packers since 2013 (Weeks 1-5)...Part of an offense that converted 10 of 14 third downs, a 71.4 conversion rate that is the best by an NFL team this season and the best by Green Bay since at Minnesota on Oct. 27, 2013 (13 of 18, 72.2 percent).

► **Vs. Houston (Dec. 4):** Started at RG for the second straight game and played all 58 snaps...Was part of a line that allowed just one sack of Rodgers on the afternoon...Helped give Rodgers time to complete 20 of 30 passes for 209 yards and two TDs with no INTs for a 108.9 rating, his third straight game with a 100-plus rating.

► **Vs. Seattle (Dec. 11):** Played six snaps on offense as an extra lineman and seven on special teams.

► **At Chicago (Dec. 18):** Played four snaps on offense, two as an extra lineman and the final two at RG in place of an injured Lang.

► **Vs. Minnesota (Dec. 24):** Played 14 snaps, taking over at RT for an injured Bulaga (shoulder) early in the fourth quarter for the final 10 snaps... Also saw four snaps as an extra lineman.

► **At Detroit (Jan. 1):** Played five snaps in the second half at RT in place of Bulaga, who left briefly due to injury.

► **Vs. N.Y. Giants (NFC Wild Card, Jan. 8):** Appeared on two plays as an extra lineman and also six snaps on special teams (FG, extra points).

44 James Starks, RB, 7th Year, Buffalo

• Played in all 16 games for the second straight season in 2015 and recorded career highs in starts (four), rushing yards (601), receptions (43), receiving yards (392), receiving TDs (three) and yards from scrimmage (993).

• Was one of just five RBs in the league to register 600-plus rushing yards and 390-plus receiving yards in 2015.

• Rushed for 493 yards and a career-high three TDs on 89 carries in 2013, an average of 5.54 yards per carry that ranked No. 1 in the NFL among players with 80-plus attempts.

• Posted a league-leading 315 rushing yards in the 2010 postseason, third most ever by a rookie RB in the postseason behind only Washington's Timmy Smith (342 in 1987) and Baltimore's Jamal Lewis (338 in 2000).

2016 SEASON: Played in nine games with four starts and had 145 yards rushing on 63 carries (2.3 avg.) with 19 catches for 134 yards (7.1 avg.) and two TDs...Was sidelined for four games due to an injured knee (Weeks 6-9) and three (Weeks 15-17) due to a concussion.

► **At Jacksonville (Sept. 11):** Had four carries for 7 yards (1.8 avg.) and a 6-yard catch in 18 snaps of action.

► **At Minnesota (Sept. 18):** Posted a 16-yard reception and 3 rushing yards on seven carries (0.4 avg.).

► **Vs. Detroit (Sept. 25):** Registered a 9-yard catch and had one carry for -1 yards.

► **Vs. N.Y. Giants (Oct. 9):** Saw his most significant action of the season with RB Eddie Lacy sidelined with an ankle injury for much of the second half...Posted 33 rushing yards on 12 carries (2.8 avg.) and added three receptions for 19 yards (6.3 avg.).

► **Vs. Dallas (Oct. 16):** Inactive (knee).

► **Vs. Chicago (Oct. 20):** Inactive (knee).

► **At Atlanta (Oct. 30):** Inactive (knee).

► **Vs. Indianapolis (Nov. 6):** Inactive (knee).

► **At Tennessee (Nov. 13):** Returned to action after missing four games, starting the game and rushing for 33 yards on seven carries (4.7 avg.)...Added three catches for 11 yards (3.7 avg.), highlighted by his 13-yard TD reception on a screen late in the first half...It marked his first TD grab since Week 14 last season vs. Dallas.

► **At Washington (Nov. 20):** Started and played 33 snaps, finishing with a season-high five receptions for 46 yards (9.2 avg.) and a TD with 25 yards rushing on nine carries (2.8 avg.)...On the first play of the fourth quarter, found himself wide open to the right of Rodgers on third down, catching the screen pass and going untouched for a 31-yard TD, the longest catch of his career.

► **At Philadelphia (Nov. 28):** Started and played a season-high 54 snaps, rushing for 41 yards on 17 carries (2.4 avg.) and catching five passes for 27 yards (5.4 avg.).

► **Vs. Houston (Dec. 4):** Started and had four carries for 1 yard (0.3 avg.).

► **Vs. Seattle (Dec. 11):** Carried the ball two times for 3 yards (1.5 avg.).

► **At Chicago (Dec. 18):** Inactive (concussion).

► **Vs. Minnesota (Dec. 24):** Inactive (concussion).

► **At Detroit (Jan. 1):** Inactive (concussion).

► **Vs. N.Y. Giants (NFC Wild Card, Jan. 8):** Inactive (concussion).

65 Lane Taylor, G, 4th Year, Oklahoma State

• Started the first games of his career in 2015, opening at RG at Detroit in Week 13 in place of an injured T.J. Lang and at LG in Week 17 vs. Minnesota with Josh Sitton sliding to LT in place of an injured David Bakhtiari.

• Played in all 16 contests in 2014, seeing limited action on offense at both guard spots and as an extra lineman, and on special teams.

• Was one of three rookie free agents to make Green Bay's opening-day roster in 2013.

2016 SEASON: Started all 16 games at LG, one of three Green Bay

linemen (David Bakhtiari, Bryan Bulaga) to open every game...Part of a line that helped the Packers rank in the top 10 in the NFL in scoring (No. 4, 27.0), yards per game (No. 8, 368.8), passing yards per game (No. 7, 262.4), yards per carry (No. 7, 4.55), third-down conversions (No. 2, 46.7), first downs (No. 7, 349), time of possession (No. 5, 31:14) and giveaways (t-No. 8, 17).

►**At Jacksonville (Sept. 11):** Started at LG and played all 64 snaps... Helped protect QB Aaron Rodgers as he was sacked just one time on the afternoon and as he threw for 199 yards and two TDs on 20-of-34 passing with a rushing TD.

►**At Minnesota (Sept. 18):** Started at LG and played all 71 snaps.

►**Vs. Detroit (Sept. 25):** Started at LG and played all 54 snaps, helping to clear the way for RB Eddie Lacy's season-high 103 yards rushing on just 17 carries (6.1 avg.)...Also protected Rodgers as he threw a season-high four TD passes, with all of them coming in the first half.

►**Vs. N.Y. Giants (Oct. 9):** Started at LG and played all 80 snaps, helping the offense record season bests for total yards (406), rushing yards (147), first downs (23) and time of possession (36:38)...Part of a line that did not allow a sack of Rodgers and helped clear the way for Lacy's 81 rushing yards on just 11 carries (7.4 avg.).

►**Vs. Dallas (Oct. 16):** Started at LG and played all 70 snaps, helping the offense post season highs for total first downs (24) and passing first downs (17)...Protected Rodgers as he completed 31 of 42 passes for 294 yards and a TD with one INT and was sacked just once on the afternoon.

►**Vs. Chicago (Oct. 20):** Started at LG and appeared on all 87 plays, helping the offense record 406 total yards (tied for the season high) and a 39:36 time of possession, the best mark by Green Bay since Oct. 27, 2013, at Minnesota (40:54)...Protected Rodgers as he completed a franchise-record 39 passes, including 10-plus passes to three different players (WRs Davante Adams, Randall Cobb and Ty Montgomery), only the second time in NFL history (New England Patriots, Nov. 13, 1994) that a team has accomplished that feat in a game.

►**At Atlanta (Oct. 30):** Started at LG and played all 62 snaps, helping protect Rodgers as he threw for 246 yards and four TDs on 28-of-38 passing...Helped the offense rack up 108 rushing yards on 19 carries (5.7 avg.).

►**Vs. Indianapolis (Nov. 6):** Started at LG and played all 69 snaps, helping the offense register 405 total yards...Protected Rodgers as he threw for 297 yards and three TDs on 26-of-43 passing, his third straight game with three-plus TD passes.

►**At Tennessee (Nov. 13):** Started at LG and played all 78 snaps, helping the offense record 402 total yards, the third 400-yard outing in the last four games.

►**At Washington (Nov. 20):** Started at LG and played all 70 snaps, helping to protect Rodgers as he threw for 351 yards and three TDs on 26-of-41 passing, only the third time in his career that he posted back-to-back 350-yard passing games (2009, 2011)...Part of an offense that posted a season-high 424 total yards, its third straight game with 400-plus yards, only the second time the Packers have done so in the last seven seasons (Weeks 8, 10-11 in 2014).

►**At Philadelphia (Nov. 28):** Started at LG and played all 71 snaps, protecting Rodgers as the line didn't allow a sack and provided time for him to complete 30 of 39 passes for 313 yards and two TDs for a 116.7 passer rating...The zero-sack game came against an Eagles defense that entered the contest ranked No. 7 in the league in sacks with 26...Helped the offense register its fourth straight game with 385-plus yards (387), the longest single-season streak by the Packers since 2013 (Weeks 1-5)...Part of an offense that converted 10 of 14 third downs, a 71.4 conversion rate that is the best by an NFL team this season and the best by Green Bay since at Minnesota on Oct. 27, 2013 (13 of 18, 72.2 percent).

►**Vs. Houston (Dec. 4):** Started at LG and played all 58 snaps as part of a line that allowed just one sack of Rodgers on the afternoon...Helped give Rodgers time to complete 20 of 30 passes for 209 yards and two TDs with no INTs for a 108.9 rating, his third straight game with a 100-plus rating.

►**Vs. Seattle (Dec. 11):** Started at LG and played all 59 snaps, helping to protect Rodgers as he completed 18 of 23 passes for 246 yards and three TDs with no INTs for a 150.8 passer rating, the fourth-highest rating of his career...Part of a line that allowed just one sack, the third straight game with either one or zero sacks allowed, Green Bay's longest streak

since a four-game stretch to end the 2014 season.

►**At Chicago (Dec. 18):** Started at LG and played 59 of 61 snaps, missing the final two plays due to a hip injury...Helped the offense rack up 226 yards rushing and three TDs on just 23 carries (9.8 avg.)...The average of 9.8 yards per carry was the best in franchise history (since 1940) in games with 20-plus attempts, topping the previous high of 9.2 yards per carry at Washington on Oct. 10, 2010 (17 carries for 157 yards)...The average per carry was also the second-best mark by an NFL team since the 1970 AFL-NFL merger among teams with 20-plus attempts behind only the 11.0-yard average posted by the Cincinnati Bengals (37-407) vs. Denver on Oct. 22, 2000...Helped clear holes for RB Ty Montgomery to rush for a career-high 162 yards and two TDs on 16 attempts (10.1 avg.), the best yardage output by a Green Bay player since Samkon Gado's 171-yard outing vs. Detroit on Dec. 11, 2005.

►**Vs. Minnesota (Dec. 24):** Started and played all 59 snaps, helping protect Rodgers (28 of 38, 347 yards, four TDs, 136.6 rating) as he became the first QB to throw for 300-plus yards against the Vikings this season...Helped the Packers register their third straight game with 30-plus points, the first time Green Bay has done so since 2013 (Weeks 15-17). throw for 300-plus yards against the Vikings this season.

►**At Detroit (Jan. 1):** Started at LG and played all 75 snaps, helping the offense rack up 448 yards and 28 first downs with no giveaways (tied the franchise record set in 2014)...Helped the Packers register their fourth straight 30-point game, tied for the second-longest single-season streak in team history...Protected Rodgers as he was sacked just once on the evening and threw for 300 yards and four TDs on 27-of-39 passing with no INTs, his team-record seventh straight game without an INT...Helped clear holes for Green Bay's 153 yards rushing on 31 carries (4.9 avg.), the second-highest yardage output on the ground by the Packers on the season, with three players rushing for 40-plus yards.

►**Vs. N.Y. Giants (NFC Wild Card, Jan. 8):** Started at LG and played all 71 snaps, helping to protect Rodgers as he completed 25 of 40 passes for 362 yards and four TDs with no INTs for a 125.2 rating...Helped the offense post its fifth straight game with 30-plus points, the longest streak by the Packers (including playoffs) since a seven-game streak in 1963... Also part of an offense that did not turn the ball over for the fifth straight game, the longest streak in team annals (including playoffs).

48 Joe Thomas, LB, 2nd Year, South Carolina State

- Played in 14 games in 2015 and registered 24 tackles (16 solo), a sack, a forced fumble, five QB hits, four pressures and two passes defended.

- Added nine tackles on special teams, which was tied for No. 4 on the team.

- Was with the Packers during the 2015 offseason and preseason before being waived on Sept. 5, 2015. Was signed to Green Bay's 53-man roster on Sept. 21, 2015, from the Dallas Cowboys' practice squad.

- Entered the league with the Packers as an undrafted free agent in May 2014. Was on Green Bay's practice squad for the final eight games of the 2014 regular season and both playoff contests.

2016 SEASON: Played in all 16 games with seven starts and ranked No. 4 on the team with 77 tackles (62 solo), three tackles for a loss, two QB hits, two QB pressures, an interception, a fumble recovery and eight passes defended...Led the Green Bay LBs in passes defended...Posted two tackles on special teams.

►**At Jacksonville (Sept. 11):** Played 25 snaps on defense and recorded three tackles (two solo) and his first career interception...The INT came on his first snap of the season when he picked off QB Blake Bortles' pass intended for WR Marqise Lee that was deflected by CB Quinten Rollins at the Jacksonville 41...On the play, initially came on a blitz up the middle before turning back to head up the field and make the interception, returning it 9 yards to help set up the Green Bay offense for its first score of the day...Was one of a host of defenders to bring down WR Allen Hurns for a 1-yard loss on fourth-and-1 with 23 seconds remaining to secure the 27-23 victory for Green Bay.

►**At Minnesota (Sept. 18):** Appeared on 17 plays on defense and 18 on special teams...Registered a career-high five tackles (all solo), including a tackle for a loss when he drilled RB Jerick McKinnon for a 1-yard loss on a pass in the flat in the first quarter.

► **Vs. Detroit (Sept. 25):** Played 38 snaps on defense and recorded three tackles (all solo)...Led the defense with a career-high two passes defended, including one midway through the fourth quarter when he made a leaping deflection of QB Matthew Stafford's pass deep over the middle intended for TE Eric Ebron, a pass that he nearly intercepted...Added a tackle on special teams.

► **Vs. N.Y. Giants (Oct. 9):** Appeared on a season-high 41 plays and posted two tackles (one solo) and a pass defended...Jumped to make a deflection of QB Eli Manning's pass intended for WR Sterling Shepard in the fourth quarter on a third down to force a punt.

► **Vs. Dallas (Oct. 16):** Played 10 snaps on defense and recorded an assisted tackle and his first career fumble recovery...Late in the first quarter, recovered a QB Dak Prescott fumble forced by LB Julius Peppers on a sack, catching the ball in the air and returning it 6 yards to the Green Bay 30.

► **Vs. Chicago (Oct. 20):** Appeared on 17 plays on defense and 16 on special teams.

► **At Atlanta (Oct. 30):** Played 22 snaps on defense and 11 on special teams...Recorded five tackles (four solo) on defense.

► **Vs. Indianapolis (Nov. 6):** Posted three tackles (all solo) in 13 snaps of action on defense.

► **At Tennessee (Nov. 13):** Was a last-minute starter at ILB after Jake Ryan sustained an ankle injury covering Green Bay's first punt of the day... Played all 60 defensive snaps, joining S Ha Ha Clinton-Dix as the only Packers to do so, and registered seven tackles (four solo)...Recovered Titans K Ryan Succop's surprise onside kick on the opening kickoff of the game, giving Green Bay the ball at the Tennessee 49...Added a tackle on special teams.

► **At Washington (Nov. 20):** Played every defensive snap for the second straight week, starting in place of an injured Ryan (ankle), and posted eight tackles (four solo)...Early in the first quarter, came up the middle to bring down RB Robert Kelley for a 3-yard loss at the Washington 3.

► **At Philadelphia (Nov. 28):** Started and played all 59 snaps, his third straight game appearing on every defensive play...Registered five tackles (four solo), two QB pressures and two QB hits...Late in the first half, chased down QB Carson Wentz and put a hit on him to force an incomplete pass.

► **Vs. Houston (Dec. 4):** Played 63 of 66 snaps on defense, finishing with seven tackles (six solo) and a pass defended...Late in the fourth quarter, turned and ran down the seam with TE C.J. Fiedorowicz, breaking up QB Brock Osweiler's pass intended for him near midfield.

► **Vs. Seattle (Dec. 11):** Started as the lone inside LB as the defense opened in dime and played all 71 snaps...Led the team with a career-high 10 tackles (all solo).

► **At Chicago (Dec. 18):** Started at ILB and played 49 snaps, matching his career high with a team-leading 10 tackles (eight solo)...Added a pass defended.

► **Vs. Minnesota (Dec. 24):** Started at ILB and played 66 snaps, leading the team in tackles for the third straight week with six stops (all solo)... Added a pass defended...Early in the fourth quarter, wrapped up RB Jerick McKinnon for a 2-yard loss on a pass in the flat on third down to force a Minnesota punt.

► **At Detroit (Jan. 1):** Started at ILB, but was limited to just 15 snaps after leaving the game due to a back injury...Posted three tackles (two solo) and a pass defended...On Detroit's opening series, was matched up with WR Golden Tate in the slot and broke up QB Matthew Stafford's pass intended for Tate in the flat on third down, forcing a three-and-out by the Lions.

► **Vs. N.Y. Giants (NFC Wild Card, Jan. 8):** Played 42 snaps on defense and registered two tackles (one solo) and a pass defended... Midway through the second quarter, dropped back to deflect QB Eli Manning's pass intended for WR Victor Cruz over the middle on third down, forcing the Giants to settle for a FG.

73 JC Tretter, C/G, 4th Year, Cornell

• Saw the most significant action of his career in 2015, appearing in all 16 games with three starts at center in place of an injured Corey Linsley.
• Has seen game action at center, left guard and both tackle spots during his NFL career.

• Was on track to be the starting center in 2014, opening at that position for the first three preseason contests that year, but sustained a knee injury vs. Oakland (Aug. 22) that would sideline him for the first half of the season.
• Played in the final eight regular-season games and both playoff contests. Spent the majority of his rookie campaign in 2013 on reserve/physically unable to perform after sustaining a significant ankle injury during the first practice of Organized Team Activities in the spring.

2016 SEASON: Started all seven games he played in at C...Part of a line that helped the Packers rank in the top 10 in the NFL in scoring (No. 4, 27.0), yards per game (No. 8, 368.8), passing yards per game (No. 7, 262.4), yards per carry (No. 7, 4.55), third-down conversions (No. 2, 46.7), first downs (No. 7, 349), time of possession (No. 5, 31:14) and giveaways (t-No. 8, 17)...Was sidelined for the final nine contests (Weeks 9-17) due to a knee injury.

► **At Jacksonville (Sept. 11):** Started at C and played all 64 snaps... Helped protect QB Aaron Rodgers as he was sacked just one time on the afternoon and as he threw for 199 yards and two TDs on 20-of-34 passing with a rushing TD.

► **At Minnesota (Sept. 18):** Started at C and appeared on all 71 offensive plays...Had a key fumble recovery in the first quarter, diving on a fumble by QB Aaron Rodgers on a sack at the Green Bay 12.

► **Vs. Detroit (Sept. 25):** Started at C and played all 54 snaps, helping to clear the way for RB Eddie Lacy's season-high 103 yards rushing on just 17 carries (6.1 avg.)...Also protected Rodgers as he threw a season-high four TD passes, with all of them coming in the first half.

► **Vs. N.Y. Giants (Oct. 9):** Started at C and played all 80 snaps, helping the offense record season bests for total yards (406), rushing yards (147), first downs (23) and time of possession (36:38)...Part of a line that did not allow a sack of Rodgers and helped clear the way for Lacy's 81 rushing yards on just 11 carries (7.4 avg.).

► **Vs. Dallas (Oct. 16):** Started at C and played all 70 snaps, helping the offense post season highs for total first downs (24) and passing first downs (17)...Protected Rodgers as he completed 31 of 42 passes for 294 yards and a TD with one INT and was sacked just once on the afternoon.

► **Vs. Chicago (Oct. 20):** Started at C and appeared on all 87 plays, helping the offense record 406 total yards (tied for the season high) and a 39:36 time of possession, the best mark by Green Bay since Oct. 27, 2013, at Minnesota (40:54)...Protected Rodgers as he completed a franchise-record 39 passes, including 10-plus passes to three different players (WRs Davante Adams, Randall Cobb and Ty Montgomery), only the second time in NFL history (New England Patriots, Nov. 13, 1994) that a team has accomplished that feat in a game.

► **At Atlanta (Oct. 30):** Started at C and played all 62 snaps, helping protect Rodgers as he threw for 246 yards and four TDs on 28-of-38 passing...Helped the offense rack up 108 rushing yards on 19 carries (5.7 avg.)...Sustained a knee injury on the second-to-last play of the game.

► **Vs. Indianapolis (Nov. 6) – At Detroit (Jan. 1):** Inactive (knee).

► **Vs. N.Y. Giants (NFC Wild Card, Jan. 8):** Was on the 46-man gameday roster for the first time since Week 8, but did not see any action.

58 Jordan Tripp, LB, 3rd Year, Montana

• Appeared in seven games for the Seahawks this season before being placed on injured reserve and then released on Dec. 9.

• Played in 12 games with one start for the Jaguars in 2015 and registered a team-high seven tackles on special teams.

• Entered the NFL as a fifth-round pick (No. 171 overall) with the Miami Dolphins in 2014, appearing in 13 games as a rookie with Miami.

2016 SEASON: Played in two games and was inactive for one contest (healthy scratch)...Registered one tackle on special teams...Signed with the Packers on Dec. 14

► **Vs. Minnesota (Dec. 24):** Played 16 snaps on special teams in his Green Bay debut, posting a tackle of TE David Morgan on a kickoff return at the end of the first half.

► **At Detroit (Jan. 1):** Appeared on 17 plays on special teams.

► **Vs. N.Y. Giants (NFC Wild Card, Jan. 8):** Played 24 snaps on special teams...Was tied for the team lead with three tackles on special teams, two on kickoff coverage and one on punt coverage.

26 Herb Waters, CB, 1st Year, Miami

- Originally signed by the Packers as an undrafted free agent WR in May. Spent the entire regular season on Green Bay's practice squad, moving to CB earlier in the season.
- Started 11 of 13 games played as a senior in 2015, posting a career-best 41 receptions for a career-high 624 yards (15.2 avg.).

2016 SEASON: Played in the NFC Wild Card game vs. the Giants after being signed to the active roster from the practice squad on Jan. 5...Spent the entire regular season on Green Bay's practice squad.

►**Vs. N.Y. Giants (NFC Wild Card, Jan. 8):** Made his NFL debut, appearing on 14 plays on special teams.

National Football League Game Summary

NFL Copyright © 2016 by The National Football League. All rights reserved. This summary and play-by-play is for the express purpose of assisting media in their coverage of the game; any other use of this material is prohibited without the written permission of the National Football League. Updated: 1/9/2017

Date: Sunday, 1/8/2017

New York Giants at Green Bay Packers

Start Time: 3:40 PM CST

at Lambeau Field, Green Bay, WI

Game Day Weather

Temp: 14° F (-10.0° C) Humidity: 64%, Wind: S 7 mph
Wind Chill: 4

Played Outdoor on Turf: DD GrassMaster

Officials

Referee: Hochuli, Ed (85) Umpire: Martin, Clay (19) Head Linesman: Turner, Patrick (13)
Line Judge: Baynes, Rusty (59) Side Judge: Hayes, Laird (125) Field Judge: Buchanan, Jimmy (86)
Back Judge: Patrick, Steve (17) Replay Official: Frantz, Earnie ()

Lineups

New York Giants				Green Bay Packers			
Offense		Defense		Offense		Defense	
WR	13 O.Beckham	LDE	78 R.Okwara	WR	87 J.Nelson	NT	98 L.Guion
LT	74 E.Flowers	LDT	98 D.Harrison	LT	69 D.Bakhtiari	DT	76 M.Daniels
LG	67 J.Pugh	RDT	95 J.Hankins	LG	65 L.Taylor	LOLB	56 J.Peppers
C	70 W.Richburg	RDE	54 O.Vernon	C	63 C.Linsley	ILB	47 J.Ryan
RG	77 J.Jerry	SLB	57 K.Robinson	RG	70 T.Lang	ILB	50 B.Martinez
RT	73 M.Newhouse	CB	24 E.Apple	RT	75 B.Bulaga	ROLB	52 C.Matthews
TE	45 W.Tye	WLB	52 J.Casillas	TE	89 J.Cook	LCB	36 L.Gunter
QB	10 E.Manning	LCB	41 D.Rodgers-Cromartie	WR	18 R.Cobb	RCB	23 D.Randall
WR	87 S.Shepard	SS	21 L.Collins	WR	17 D.Adams	CB	33 M.Hyde
RB	28 P.Perkins	FS	25 L.Hall	QB	12 A.Rodgers	SS	42 M.Burnett
WR	80 V.Cruz	RCB	20 J.Jenkins	RB	88 T.Montgomery	FS	21 H.Clinton-Dix

Substitutions

K 5 R.Gould, P 9 B.Wing, WR 15 T.King, WR 17 D.Harris, RB 23 R.Jennings, CB 30 C.Sensabaugh, CB 31 T.Wade, S 33 A.Adams, S/LB 37 E.Pinkins, RB 43 B.Rainey, LS 51 Z.DeOssie, LB 53 D.Skinner, LB 59 D.Kennard, G/T 68 B.Hart, C/G 69 B.Jones, DE 72 K.Wynn, WR 82 R.Lewis, TE 84 L.Donnell, LB 91 K.Sheppard, LB 93 B.Goodson, LB 94 M.Herzlich, DT 96 J.Bromley, DT 99 R.Thomas

Substitutions

K 2 M.Crosby, P 10 J.Schum, FB 22 A.Ripkowski, S 25 M.Evans, CB 26 H.Waters, CB 28 J.Hawkins, S 29 K.Brice, RB 32 C.Michael, FB 40 J.Kerridge, LB 48 J.Thomas, LB 51 K.Fackrell, LB 53 N.Perry, LB 58 J.Tripp, LS 61 B.Goode, T/G 67 D.Barclay, T 78 J.Spriggs, WR 81 G.Allison, TE 82 R.Rodgers, WR 83 J.Janis, DE 94 D.Lowry, DE/LB 95 D.Jones, DT 97 K.Clark

Did Not Play

QB 8 J.Johnson

Did Not Play

QB 7 B.Hundley, C/G 73 J.Tretter

Not Active

S 29 N.Berhe, RB 44 G.Winn, DE 58 O.Odighizuwa, T 65 W.Beatty, TE 89 J.Adams, DE 90 J.Pierre-Paul, DE 97 I.Williams

Not Active

QB 6 J.Callahan, WR 11 T.Davis, CB 24 Q.Rollins, RB 44 J.Starks, T 68 K.Murphy, LB 91 J.Elliott, DT 99 C.Ringo

Field Goals (made () & missed)

Player	Made	Missed	1	2	3	4	OT	Total
R.Gould	(26)	(40)						
M.Crosby						(32)		
VISITOR: New York Giants	3		3	7	0	0	0	13
HOME: Green Bay Packers	0		14	10	14	0	0	38

Scoring Plays

Team	Qtr	Time	Play Description (Extra Point) (Drive Info)	Visitor	Home
Giants	1	5:44	R.Gould 26 yd. Field Goal (9-54, 3:34)	3	0
Giants	2	7:24	R.Gould 40 yd. Field Goal (7-70, 2:47)	6	0
Packers	2	2:20	D.Adams 5 yd. pass from A.Rodgers (M.Crosby kick) (3-38, 1:25)	6	7
Packers	2	0:00	R.Cobb 42 yd. pass from A.Rodgers (M.Crosby kick) (8-80, 1:38)	6	14
Giants	3	5:16	T.King 41 yd. pass from E.Manning (R.Gould kick) (2-41, 0:45)	13	14
Packers	3	2:53	R.Cobb 30 yd. pass from A.Rodgers (M.Crosby kick) (4-63, 2:23)	13	21
Packers	3	0:21	M.Crosby 32 yd. Field Goal (5-23, 1:29)	13	24
Packers	4	9:19	R.Cobb 16 yd. pass from A.Rodgers (M.Crosby kick) (10-80, 5:14)	13	31
Packers	4	2:43	A.Ripkowski 1 yd. run (M.Crosby kick) (9-55, 5:48)	13	38

National Football League Game Summary

NFL Copyright © 2016 by The National Football League. All rights reserved. This summary and play-by-play is for the express purpose of assisting media in their coverage of the game; any other use of this material is prohibited without the written permission of the National Football League.

Updated: 1/9/2017

Paid Attendance: 77,549

Time: 3:17

New York Giants vs Green Bay Packers
1/8/2017 at Lambeau Field

Final Individual Statistics

New York Giants

Green Bay Packers

RUSHING						RUSHING					
	ATT	YDS	AVG	LG	TD		ATT	YDS	AVG	LG	TD
P.Perkins	10	30	3.0	14	0	C.Michael	10	47	4.7	10	0
R.Jennings	5	29	5.8	11	0	T.Montgomery	11	27	2.5	9	0
E.Manning	1	11	11.0	11	0	A.Ripkowski	2	1	0.5	1	1
B.Rainey	1	0	0.0	0	0	A.Rodgers	2	0	0.0	1	0
Total	17	70	4.1	14	0	Total	25	75	3.0	10	1

PASSING									PASSING								
	ATT	CMP	YDS	SK/YD	TD	LG	IN	RT		ATT	CMP	YDS	SK/YD	TD	LG	IN	RT
E.Manning	44	23	299	2/4	1	51	1	72.1	A.Rodgers	40	25	362	5/31	4	42	0	125.2
Total	44	23	299	2/4	1	51	1	72.1	Total	40	25	362	5/31	4	42	0	125.2

PASS RECEIVING								PASS RECEIVING							
	TAR	REC	YDS	AVG	LG	TD			TAR	REC	YDS	AVG	LG	TD	
W.Tye	7	4	66	16.5	51	0		D.Adams	12	8	125	15.6	31	1	
S.Shepard	9	4	63	15.8	26	0		R.Cobb	7	5	116	23.2	42	3	
O.Beckham	11	4	28	7.0	11	0		J.Cook	9	5	48	9.6	16	0	
T.King	6	3	73	24.3	41	1		T.Montgomery	4	3	41	13.7	34	0	
V.Cruz	4	3	30	10.0	17	0		A.Ripkowski	2	2	11	5.5	6	0	
P.Perkins	5	3	27	9.0	17	0		J.Nelson	3	1	13	13.0	13	0	
B.Rainey	1	1	8	8.0	8	0		G.Allison	2	1	8	8.0	8	0	
R.Jennings	1	1	4	4.0	4	0		Total	39	25	362	14.5	42	4	
Total	44	23	299	13.0	51	1									

INTERCEPTIONS						INTERCEPTIONS					
	NO	YDS	AVG	LG	TD		NO	YDS	AVG	LG	TD
Total	0	0	0	0	0	D.Randall	1	78	78.0	78	0
						Total	1	78	78.0	78	0

PUNTING								PUNTING							
	NO	YDS	AVG	NET	TB	IN20	LG		NO	YDS	AVG	NET	TB	IN20	LG
B.Wing	8	312	39.0	32.8	0	2	55	J.Schum	6	251	41.8	41.2	0	3	58
Total	8	312	39.0	32.8	0	2	55	Total	6	251	41.8	41.2	0	3	58

PUNT RETURNS								PUNT RETURNS							
	NO	YDS	AVG	FC	LG	TD			NO	YDS	AVG	FC	LG	TD	
D.Harris	3	4	1.3	1	3	0		M.Hyde	5	50	10.0	2	23	0	
[DOWNED]	2	0	0.0	0	0	0		[OUT OF BOUNDS]	1	0	0.0	0	0	0	
Total	3	4	1.3	1	3	0		Total	5	50	10.0	2	23	0	

KICKOFF RETURNS								KICKOFF RETURNS							
	NO	YDS	AVG	FC	LG	TD			NO	YDS	AVG	FC	LG	TD	
D.Harris	2	55	27.5	0	31	0		J.Janis	3	77	25.7	0	33	0	
O.Beckham	2	48	24.0	0	24	0		C.Michael	1	31	31.0	0	31	0	
B.Rainey	1	0	0.0	0	0	0									
[TOUCHBACK]	1	0	0.0	0	0	0		Total	4	108	27.0	0	33	0	
Total	5	103	20.6	0	31	0									

New York Giants

FUMBLES												
	FUM	LOST	OWN-REC	YDS	TD	FORCED	OPP-REC	YDS	TD	OUT-BDS		
E.Manning	1	1	0	0	0	0	0	0	0	0		
Total	1	1	0	0	0	0	0	0	0	0		

Green Bay Packers

FUMBLES												
	FUM	LOST	OWN-REC	YDS	TD	FORCED	OPP-REC	YDS	TD	OUT-BDS		
C.Matthews	0	0	0	0	0	1	1	0	0	0		
Total	0	0	0	0	0	1	1	0	0	0		

New York Giants vs Green Bay Packers
1/8/2017 at Lambeau Field

Final Team Statistics

	Visitor Giants	Home Packers
TOTAL FIRST DOWNS	15	23
By Rushing	3	5
By Passing	12	17
By Penalty	0	1
THIRD DOWN EFFICIENCY	5-16-31%	5-14-36%
FOURTH DOWN EFFICIENCY	1-1-100%	1-2-50%
TOTAL NET YARDS	365	406
Total Offensive Plays (inc. times thrown passing)	63	70
Average gain per offensive play	5.8	5.8
NET YARDS RUSHING	70	75
Total Rushing Plays	17	25
Average gain per rushing play	4.1	3.0
Tackles for a loss-number and yards	1-2	1-1
NET YARDS PASSING	295	331
Times thrown - yards lost attempting to pass	2-4	5-31
Gross yards passing	299	362
PASS ATTEMPTS-COMPLETIONS-HAD INTERCEPTED	44-23-1	40-25-0
Avg gain per pass play (inc.# thrown passing)	6.4	7.4
KICKOFFS Number-In End Zone-Touchbacks	4-0-0	6-2-1
PUNTS Number and Average	8-39.0	6-41.8
Had Blocked	0	0
FGs - PATs Had Blocked	0-0	0-0
Net Punting Average	32.8	41.2
TOTAL RETURN YARDAGE (Not Including Kickoffs)	4	128
No. and Yards Punt Returns	3-4	5-50
No. and Yards Kickoff Returns	5-103	4-108
No. and Yards Interception Returns	0-0	1-78
PENALTIES Number and Yards	3-42	2-20
FUMBLES Number and Lost	1-1	0-0
TOUCHDOWNS	1	5
Rushing	0	1
Passing	1	4
EXTRA POINTS Made-Attempts	1-1	5-5
Kicking Made-Attempts	1-1	5-5
FIELD GOALS Made-Attempts	2-2	1-1
RED ZONE EFFICIENCY	0-2-0%	3-4-75%
GOAL TO GO EFFICIENCY	0-0-0%	2-2-100%
SAFETIES	0	0
FINAL SCORE	13	38
TIME OF POSSESSION	25:29	34:31

New York Giants vs Green Bay Packers
1/8/2017 at Lambeau Field

Ball Possession And Drive Chart

New York Giants

#	Time Recd	Time Lost	Time Poss	How Ball Obtained	Drive Began	# Play	Yds Gain	Yds Pen	Net Yds	1st Down	Last Scrm	How Given Up
1	15:00	10:53	4:07	Kickoff	NYG 28	7	37	0	37	2	GB 35	Punt
2	9:18	5:44	3:34	Punt	NYG 38	9	54	0	54	2	* GB 8	Field Goal
3	2:09	0:02	2:07	Punt	NYG 11	3	14	-5	9	0	NYG 20	Punt
4	14:12	11:38	2:34	Punt	NYG 34	4	19	0	19	1	GB 47	Punt
5	10:11	7:24	2:47	Punt	NYG 8	7	70	0	70	2	GB 22	Field Goal
6	4:56	3:45	1:11	Punt	NYG 8	3	0	0	0	0	NYG 8	Punt
7	2:20	1:38	0:42	Kickoff	NYG 32	3	9	0	9	0	NYG 41	Punt
8	12:46	10:10	2:36	Punt	NYG 26	7	33	0	33	2	GB 41	Punt
9	6:01	5:16	0:45	Downs	GB 41	2	41	0	41	1	GB 41	Touchdown
10	2:53	1:50	1:03	Kickoff	NYG 3	3	7	0	7	0	NYG 10	Punt
11	0:21	14:33	0:48	Kickoff	NYG 25	3	4	-5	-1	0	NYG 24	Punt
12	9:19	8:31	0:48	Kickoff	NYG 33	2	14	0	14	1	NYG 47	Fumble
13	2:43	0:16	2:27	Kickoff	NYG 24	12	63	0	63	4	* GB 13	Interception

(329) Average NYG 25

Green Bay Packers

#	Time Recd	Time Lost	Time Poss	How Ball Obtained	Drive Began	# Play	Yds Gain	Yds Pen	Net Yds	1st Down	Last Scrm	How Given Up
1	10:53	9:18	1:35	Punt	GB 6	3	8	0	8	0	GB 14	Punt
2	5:44	2:09	3:35	Kickoff	GB 23	7	3	32	35	2	NYG 42	Punt
3	0:02	14:12	0:50	Punt	GB 45	3	-19	0	-19	0	GB 26	Punt
4	11:38	10:11	1:27	Punt	GB 22	4	15	0	15	1	GB 37	Punt
5	7:24	4:56	2:28	Kickoff	GB 44	4	22	-10	12	1	NYG 44	Punt
6	3:45	2:20	1:25	Punt	NYG 38	3	38	0	38	2	* NYG 5	Touchdown
7	1:38	0:00	1:38	Punt	GB 20	8	80	0	80	3	NYG 42	Touchdown
8	15:00	12:46	2:14	Kickoff	GB 29	3	8	0	8	0	GB 37	Punt
9	10:10	6:01	4:09	Punt	GB 10	7	31	0	31	2	GB 42	Downs
10	5:16	2:53	2:23	Kickoff	GB 37	4	63	0	63	3	NYG 30	Touchdown
11	1:50	0:21	1:29	Punt	NYG 37	5	23	0	23	1	* NYG 14	Field Goal
12	14:33	9:19	5:14	Punt	GB 20	10	80	0	80	4	* NYG 16	Touchdown
13	8:31	2:43	5:48	Fumble	GB 45	9	55	0	55	4	* NYG 1	Touchdown
14	0:16	0:00	0:16	Interception	NYG 29	1	-1	0	-1	0	NYG 29	End of Game

(497) Average GB 36

* inside opponent's 20

Time of Possession by Quarter

		1st	2nd	3rd	4th	OT	Total
Visitor	New York Giants	9:48	7:14	4:45	3:42		25:29
Home	Green Bay Packers	5:12	7:46	10:15	11:18		34:31

Kickoff Drive No.-Start Average

Giants: 6 - NYG 24 Packers: 4 - GB 33

New York Giants vs Green Bay Packers

1/8/2017 at Lambeau Field

First Half Summary

PERIOD SCORES

Giants	3	3 = 6
Packers	0	14 = 14

TIME OF POSSESSION

Giants	17:02
Packers	12:58

Scoring Plays

Team	Qtr	Time	Play Description (Extra Point) (Drive Info)	Visitor	Home
Giants	1	5:44	R.Gould 26 yd. Field Goal (9-54, 3:34)	3	0
Giants	2	7:24	R.Gould 40 yd. Field Goal (7-70, 2:47)	6	0
Packers	2	2:20	D.Adams 5 yd. pass from A.Rodgers (M.Crosby kick) (3-38, 1:25)	6	7
Packers	2	0:00	R.Cobb 42 yd. pass from A.Rodgers (M.Crosby kick) (8-80, 1:38)	6	14

	New York Giants	Green Bay Packers
TOTAL FIRST DOWNS	7	9
First Downs Rushing-Passing-by Penalty	1 - 6 - 0	1 - 7 - 1
THIRD DOWN EFFICIENCY	2-9-22%	1-7-14%
TOTAL NET YARDS	203	147
Total Offensive Plays	34	32
NET YARDS RUSHING	37	22
NET YARDS PASSING	166	125
Gross Yards Passing	170	155
Times thrown-yards lost attempting to pass	1-4	4-30
Pass Attempts-Completions-Had Intercepted	21 - 13 - 0	22 - 11 - 0
Punts-Number and Average	5 - 35.2	5 - 42.8
Penalties-Number and Yards	2 - 37	1 - 10
Fumbles-Number and Lost	0 - 0	0 - 0
Red Zone Efficiency	0-1-0%	1-1-100%
Average Drive Start	NYG 23	GB 32

New York Giants

Green Bay Packers

New York Giants										Green Bay Packers									
RUSHING										RUSHING									
	ATT	YDS	AVG	LG	TD		ATT	YDS	AVG	LG	TD								
R.Jennings	4	25	6.3	11	0	T.Montgomery	6	22	3.7	9	0								
P.Perkins	7	12	1.7	6	0														
B.Rainey	1	0	0.0	0	0														
Total	12	37	3.1	11	0	Total	6	22	3.7	9	0								
PASSING										PASSING									
	ATT	CMP	YDS	SK/YD	TD	LG	IN	RT			ATT	CMP	YDS	SK/YD	TD	LG	IN	RT	
E.Manning	21	13	170	1/4	0	51	0	87.4	A.Rodgers	22	11	155	4/30	2	42	0	103.4		
Total	21	13	170	1/4	0	51	0	87.4	Total	22	11	155	4/30	2	42	0	103.4		
PASS RECEIVING										PASS RECEIVING									
	TAR	REC	YDS	AVG	LG	TD		TAR	REC	YDS	AVG	LG	TD						
W.Tye	3	3	59	19.7	51	0	R.Cobb	3	3	70	23.3	42	1						
S.Shepard	6	3	54	18.0	26	0	J.Cook	7	3	29	9.7	16	0						
V.Cruz	4	3	30	10.0	17	0	D.Adams	5	2	36	18.0	31	1						
O.Beckham	5	2	13	6.5	11	0	T.Montgomery	3	2	7	3.5	8	0						
B.Rainey	1	1	8	8.0	8	0	J.Nelson	3	1	13	13.0	13	0						
P.Perkins	1	1	6	6.0	6	0													
T.King	1	0	0	0.0	0	0													
Total	21	13	170	13.1	51	0	Total	21	11	155	14.1	42	2						

New York Giants

Regular Defensive Plays

Special Teams

Misc

	TKL	AST	COMB	SK	YDS	TFL	Q	IN	PD	FF	FR	TKL	AST	FF	FR	BL	TKL	AST	FF	FR
K.Robinson	3	1	4	0	0	1	0	0	1	0	0	0	0	0	0	0	0	0	0	0
C.Sensabaugh	3	1	4	1	11	1	1	0	0	0	0	0	0	0	0	0	0	0	0	0
J.Casillas	2	1	3	0	0	0	0	0	0	0	0	0	0	0	0	0	0	0	0	0
L.Collins	2	0	2	1	0	0	0	0	2	0	0	0	0	0	0	0	0	0	0	0
Total	10	3	13	2	11	2	1	0	3	0	0	0	0	0	0	0	0	0	0	0

First Quarter

1/8/2017

Play By Play

GB wins the coin toss and elects to defer. NYG elects to Receive, and GB elects to defend the north goal.

M.Crosby kicks 61 yards from GB 35 to NYG 4. D.Harris to NYG 28 for 24 yards (K.Fackrell; H.Waters).

New York Giants at 15:00, (1st play from scrimmage 14:51)

- 1-10-NYG 28 (14:51) P.Perkins right tackle to NYG 26 for -2 yards (M.Hyde).
 2-12-NYG 26 (14:16) P.Perkins right tackle to NYG 32 for 6 yards (J.Ryan).
 3-6-NYG 32 (13:32) (No Huddle, Shotgun) E.Manning pass short right to V.Cruz to NYG 49 for 17 yards (D.Randall). P1
1-10-NYG 49 (12:49) (No Huddle, Shotgun) E.Manning pass short middle to O.Beckham to GB 40 for 11 yards (M.Hyde, L.Guion). P2
1-10-GB 40 (12:21) (No Huddle, Shotgun) E.Manning pass short left to W.Tye to GB 35 for 5 yards (J.Ryan).
 2-5-GB 35 (11:51) (No Huddle, Shotgun) P.Perkins up the middle to GB 35 for no gain (B.Martinez, J.Peppers).
 3-5-GB 35 (11:05) (No Huddle, Shotgun) E.Manning pass incomplete short left to O.Beckham.
 Timeout #1 by GB at 11:01.
 4-5-GB 35 (11:01) B.Wing punts 29 yards to GB 6, Center-Z.DeOssie, fair catch by M.Hyde.

Green Bay Packers at 10:53

- 1-10-GB 6 (10:53) (Shotgun) T.Montgomery right end to GB 7 for 1 yard (J.Casillas).
 2-9-GB 7 (10:18) (Shotgun) A.Rodgers pass short left to J.Cook to GB 14 for 7 yards (K.Robinson).
 3-2-GB 14 (9:39) (Shotgun) A.Rodgers pass incomplete deep left to J.Cook (L.Collins).
 4-2-GB 14 (9:30) J.Schum punts 48 yards to NYG 38, Center-B.Goode, downed by GB-J.Hawkins.

New York Giants at 9:18

- 1-10-NYG 38 (9:18) B.Hart reported in as eligible. P.Perkins right tackle to NYG 40 for 2 yards (M.Daniels, J.Ryan).
 2-8-NYG 40 (8:38) (No Huddle, Shotgun) E.Manning pass short left to P.Perkins pushed ob at NYG 46 for 6 yards (J.Ryan).
 3-2-NYG 46 (7:58) (No Huddle, Shotgun) E.Manning pass deep right to S.Shepard to GB 28 for 26 yards (M.Hyde). P3
1-10-GB 28 (7:30) (No Huddle, Shotgun) E.Manning pass incomplete deep left to O.Beckham.
 2-10-GB 28 (7:24) (No Huddle, Shotgun) E.Manning pass short middle to S.Shepard to GB 15 for 13 yards (M.Burnett). P4
1-10-GB 15 (6:40) (No Huddle, Shotgun) E.Manning pass incomplete short left to S.Shepard (M.Hyde).
 2-10-GB 15 (6:35) (No Huddle, Shotgun) E.Manning pass short left to V.Cruz to GB 8 for 7 yards (J.Ryan).
 3-3-GB 8 (5:51) (No Huddle, Shotgun) E.Manning pass incomplete short right to S.Shepard.
 4-3-GB 8 (5:48) **R.Gould 26 yard field goal is GOOD, Center-Z.DeOssie, Holder-B.Wing.**

NYG 3 GB 0, 9 plays, 54 yards, 3:34 drive, 9:16 elapsed

R.Gould kicks 62 yards from NYG 35 to GB 3. J.Janis to GB 23 for 20 yards (D.Skinner).

Green Bay Packers at 5:44, (1st play from scrimmage 5:37)

- 1-10-GB 23 (5:37) T.Montgomery left end to GB 25 for 2 yards (J.Casillas; D.Kennard).
 2-8-GB 25 (4:59) (Shotgun) A.Rodgers pass short right to J.Nelson to GB 38 for 13 yards (T.Wade). P1
1-10-GB 38 (4:11) A.Rodgers pass incomplete short left to J.Cook.
 2-10-GB 38 (4:04) (Shotgun) A.Rodgers pass incomplete deep right to J.Cook.
 3-10-GB 38 (4:01) (Shotgun) A.Rodgers pass incomplete deep left to J.Nelson.
PENALTY on NYG-J.Jenkins, Defensive Pass Interference, 32 yards, enforced at GB 38 - No Play. X2
1-10-NYG 30 (3:54) A.Rodgers pass short middle to T.Montgomery to NYG 31 for -1 yards (K.Robinson).
 2-11-NYG 31 (3:10) (Shotgun) A.Rodgers sacked at NYG 42 for -11 yards (C.Sensabaugh).
 3-22-NYG 42 (2:23) (Shotgun) A.Rodgers pass incomplete deep left to J.Nelson.
 4-22-NYG 42 (2:17) J.Schum punts 31 yards to NYG 11, Center-B.Goode, fair catch by D.Harris.

New York Giants at 2:09

- 1-10-NYG 11 (2:09) *PENALTY on NYG-E.Flowers, False Start, 5 yards, enforced at NYG 11 - No Play.*
 1-15-NYG 6 (2:09) R.Jennings up the middle to NYG 9 for 3 yards (M.Daniels, L.Guion).
 2-12-NYG 9 (1:24) (No Huddle, Shotgun) R.Jennings up the middle to NYG 10 for 1 yard (J.Ryan; D.Jones).
 3-11-NYG 10 (:40) (No Huddle, Shotgun) R.Jennings up the middle to NYG 20 for 10 yards (M.Hyde, J.Thomas).
 4-1-NYG 20 (:10) B.Wing punts 35 yards to GB 45, Center-Z.DeOssie, out of bounds.

Green Bay Packers at 0:02

- 1-10-GB 45 (:02) A.Rodgers sacked at GB 41 for -4 yards (K.Wynn).

New York Giants vs Green Bay Packers at Lambeau Field

END OF QUARTER

	Score	Time Poss	First Downs				Efficiencies	
			R	P	X	T	3 Down	4 Down
New York Giants	3	9:48	0	4	0	4	2/5	0/0
Green Bay Packers	0	5:12	0	1	1	2	0/2	0/0

Second Quarter

1/8/2017

Play By Play

Green Bay Packers continued.

- 2-14-GB 41 (15:00) (Shotgun) A.Rodgers pass incomplete short left to D.Adams.
 3-14-GB 41 (14:55) (Shotgun) A.Rodgers sacked at GB 26 for -15 yards (R.Okwara).
 4-29-GB 26 (14:22) J.Schum punts 40 yards to NYG 34, Center-B.Goode. D.Harris to NYG 34 for no gain (J.Janis; J.Tripp).

New York Giants at 14:12

- 1-10-NYG 34 (14:12) (Shotgun) E.Manning pass short middle to S.Shepard to NYG 49 for 15 yards (D.Randall). P5
1-10-NYG 49 (13:30) (No Huddle, Shotgun) P.Perkins left tackle to 50 for 1 yard (M.Daniels).
 2-9-50 (12:43) (No Huddle, Shotgun) E.Manning pass short right to W.Tye to GB 47 for 3 yards (J.Ryan).
 Timeout #1 by NYG at 11:54.
 3-6-GB 47 (11:54) (Shotgun) E.Manning pass incomplete short left to S.Shepard (D.Randall).
 4-6-GB 47 (11:48) B.Wing punts 32 yards to GB 15, Center-Z.DeOssie. M.Hyde to GB 22 for 7 yards (R.Lewis).

Green Bay Packers at 11:38

- 1-10-GB 22 (11:38) A.Rodgers pass short right to R.Cobb to GB 35 for 13 yards (C.Sensabaugh). P3
1-10-GB 35 (11:14) (No Huddle, Shotgun) A.Rodgers pass incomplete deep left to J.Nelson (L.Hall).
 2-10-GB 35 (11:08) (Shotgun) T.Montgomery up the middle to GB 37 for 2 yards (R.Thomas).
 3-8-GB 37 (10:29) (Shotgun) A.Rodgers pass incomplete short left to D.Adams (E.Apple).
 4-8-GB 37 (10:23) J.Schum punts 58 yards to NYG 5, Center-B.Goode. D.Harris to NYG 8 for 3 yards (B.Martinez).

New York Giants at 10:11

- 1-10-NYG 8 (10:11) (Shotgun) E.Manning pass short left to O.Beckham to NYG 10 for 2 yards (D.Randall).
 2-8-NYG 10 (9:35) (No Huddle) R.Jennings left tackle to NYG 21 for 11 yards (M.Burnett, B.Martinez). R6
1-10-NYG 21 (9:13) (No Huddle, Shotgun) E.Manning pass deep middle to W.Tye to GB 28 for 51 yards (H.Clinton-Dix). P7
1-10-GB 28 (8:22) (Shotgun) E.Manning pass short left to V.Cruz to GB 22 for 6 yards (J.Ryan; M.Hyde).
 2-4-GB 22 (7:39) (No Huddle) E.Manning pass incomplete deep left to O.Beckham.
 3-4-GB 22 (7:34) (No Huddle, Shotgun) E.Manning pass incomplete short middle to V.Cruz (J.Thomas).
 4-4-GB 22 (7:29) **R.Gould 40 yard field goal is GOOD, Center-Z.DeOssie, Holder-B.Wing.**

NYG 6 GB 0, 7 plays, 70 yards, 2:47 drive, 7:36 elapsed

R.Gould kicks 54 yards from NYG 35 to GB 11. J.Janis to GB 44 for 33 yards (L.Hall).

Green Bay Packers at 7:24, (1st play from scrimmage 7:18)

- 1-10-GB 44 (7:18) (Shotgun) A.Rodgers pass short middle to J.Cook to NYG 40 for 16 yards (J.Casillas). P4
1-10-NYG 40 (6:33) A.Rodgers sacked ob at NYG 40 for 0 yards (L.Collins).
 2-10-NYG 40 (5:57) (Shotgun) A.Rodgers pass short middle to J.Cook to NYG 34 for 6 yards (L.Hall).
 3-4-NYG 34 (5:14) (Shotgun) A.Rodgers pass incomplete short left.
PENALTY on GB-A.Rodgers, Intentional Grounding, 10 yards, enforced at NYG 34.
 4-14-NYG 44 (5:06) J.Schum punts 37 yards to NYG 7, Center-B.Goode. D.Harris to NYG 8 for 1 yard (J.Janis, J.Hawkins).

New York Giants at 4:56

- 1-10-NYG 8 (4:56) P.Perkins up the middle to NYG 12 for 4 yards (M.Burnett). GB-B.Martinez was injured during the play.
 2-6-NYG 12 (4:43) E.Manning pass incomplete deep right to T.King.
 3-6-NYG 12 (4:38) (No Huddle, Shotgun) E.Manning sacked at NYG 8 for -4 yards (J.Peppers).
 4-10-NYG 8 (3:57) B.Wing punts 37 yards to NYG 45, Center-Z.DeOssie. M.Hyde to NYG 38 for 7 yards (D.Harris).

Green Bay Packers at 3:45

- 1-10-NYG 38 (3:45) (Shotgun) A.Rodgers pass deep right to D.Adams ran ob at NYG 7 for 31 yards (E.Apple). P5
1-7-NYG 7 (3:18) (Shotgun) T.Montgomery left end to NYG 5 for 2 yards (O.Vernon, K.Robinson).
 2-5-NYG 5 (2:32) (Shotgun) **A.Rodgers pass short left to D.Adams for 5 yards, TOUCHDOWN.** P6
 M.Crosby extra point is GOOD, Center-B.Goode, Holder-J.Schum.

NYG 6 GB 7, 3 plays, 38 yards, 1:25 drive, 12:40 elapsed
--

M.Crosby kicks 64 yards from GB 35 to NYG 1. D.Harris to NYG 32 for 31 yards (J.Tripp). GB-J.Hawkins was injured during the play.

New York Giants at 2:20, (1st play from scrimmage 2:13)

- 1-10-NYG 32 (2:13) (Shotgun) P.Perkins up the middle to NYG 33 for 1 yard (J.Peppers).
 Timeout #2 by GB at 02:04.
 2-9-NYG 33 (2:04) (Shotgun) E.Manning pass short middle to B.Rainey to NYG 41 for 8 yards (J.Ryan).

New York Giants vs Green Bay Packers at Lambeau Field

Two-Minute Warning

3-1-NYG 41 (1:58) B.Rainey left guard to NYG 41 for no gain (M.Burnett, L.Guion).

Timeout #3 by GB at 01:46.

4-1-NYG 41 (1:46) B.Wing punts 43 yards to GB 16, Center-Z.DeOssie. M.Hyde pushed ob at GB 20 for 4 yards (D.Harris).

Green Bay Packers at 1:38

1-10-GB 20 (1:38) (Shotgun) T.Montgomery up the middle to GB 29 for 9 yards (L.Collins).

2-1-GB 29 (1:18) (No Huddle, Shotgun) A.Rodgers pass incomplete short middle to T.Montgomery (L.Collins).

3-1-GB 29 (1:13) (No Huddle, Shotgun) T.Montgomery left tackle to GB 35 for 6 yards (K.Robinson, C.Sensabaugh). R7

1-10-GB 35 (:56) (No Huddle, Shotgun) A.Rodgers pass short middle to R.Cobb to 50 for 15 yards (L.Hall). P8

1-10-50 (:38) (No Huddle, Shotgun) A.Rodgers pass incomplete deep left to D.Adams.

2-10-50 (:33) (No Huddle, Shotgun) A.Rodgers pass short right to T.Montgomery to NYG 42 for 8 yards (C.Sensabaugh).

3-2-NYG 42 (:12) (No Huddle, Shotgun) A.Rodgers pass incomplete deep middle to J.Cook (K.Robinson).

4-2-NYG 42 (:06) **(No Huddle, Shotgun) A.Rodgers pass deep middle to R.Cobb for 42 yards, TOUCHDOWN.** P9

M.Crosby extra point is GOOD, Center-B.Goode, Holder-J.Schum.

NYG 6 GB 14, 8 plays, 80 yards, 1:38 drive, 15:00 elapsed
--

END OF QUARTER

	Score	Time Poss	First Downs				Efficiencies	
			R	P	X	T	3 Down	4 Down
New York Giants	6	7:14	1	2	0	3	0/4	0/0
Green Bay Packers	14	7:46	1	6	0	7	1/5	1/1

Third Quarter

1/8/2017

Play By Play

GB elects to Receive, and NYG elects to defend the goal.

R.Gould kicks 60 yards from NYG 35 to GB 5. J.Janis to GB 29 for 24 yards (D.Harris).

Green Bay Packers at 15:00, (1st play from scrimmage 14:53)

- 1-10-GB 29 (14:53) T.Montgomery left tackle to GB 32 for 3 yards (J.Casillas, D.Harrison).
- 2-7-GB 32 (14:10) (Shotgun) A.Rodgers sacked ob at GB 31 for -1 yards (J.Hankins).
- 3-8-GB 31 (13:30) (Shotgun) A.Rodgers pass short left to J.Cook pushed ob at GB 37 for 6 yards (L.Hall).
- 4-2-GB 37 (12:57) J.Schum punts 37 yards to NYG 26, Center-B.Goode, downed by GB-A.Ripkowski.

New York Giants at 12:46

- 1-10-NYG 26 (12:46) P.Perkins up the middle to NYG 40 for 14 yards (M.Burnett). R8
- 1-10-NYG 40 (12:06) (No Huddle) E.Manning pass incomplete short left to O.Beckham.
- 2-10-NYG 40 (12:02) (No Huddle, Shotgun) E.Manning pass short middle to O.Beckham ran ob at NYG 48 for 8 yards (D.Randall).
- 3-2-NYG 48 (11:27) (No Huddle, Shotgun) E.Manning pass short middle to O.Beckham to GB 45 for 7 yards (L.Gunter). P9
- 1-10-GB 45 (11:01) (No Huddle, Shotgun) E.Manning pass incomplete short middle to P.Perkins (J.Ryan).
- 2-10-GB 45 (10:54) (No Huddle) P.Perkins left end pushed ob at GB 41 for 4 yards (H.Clinton-Dix).
- 3-6-GB 41 (10:21) (No Huddle, Shotgun) E.Manning pass incomplete short middle to O.Beckham [J.Peppers].
- 4-6-GB 41 (10:17) B.Wing punts 31 yards to GB 10, Center-Z.DeOssie, fair catch by M.Hyde.

Green Bay Packers at 10:10

- 1-10-GB 10 (10:10) C.Michael right guard to GB 20 for 10 yards (L.Collins). R10
- 1-10-GB 20 (9:29) C.Michael right end to GB 24 for 4 yards (D.Harrison).
- 2-6-GB 24 (8:46) C.Michael left tackle to GB 33 for 9 yards (L.Collins). R11
- 1-10-GB 33 (8:09) C.Michael up the middle to GB 37 for 4 yards (D.Harrison).
- 2-6-GB 37 (7:31) A.Rodgers pass short right to A.Ripkowski to GB 42 for 5 yards (L.Collins).
- Timeout #1 by GB at 06:42.
- 3-1-GB 42 (6:42) A.Ripkowski up the middle to GB 42 for no gain (L.Collins).
- 4-1-GB 42 (6:08) J.Spriggs reported in as eligible. T.Montgomery left tackle to GB 41 for -1 yards (L.Collins; J.Casillas).

New York Giants at 6:01

- 1-10-GB 41 (6:01) P.Perkins right tackle to GB 41 for no gain (J.Ryan).
- 2-10-GB 41 **(5:23) (No Huddle, Shotgun) E.Manning pass deep middle to T.King for 41 yards, TOUCHDOWN.** P10
- R.Gould extra point is GOOD, Center-Z.DeOssie, Holder-B.Wing.

NYG 13 GB 14, 2 plays, 41 yards, 0:45 drive, 9:44 elapsed

R.Gould kicks 59 yards from NYG 35 to GB 6. C.Michael to GB 37 for 31 yards (D.Rodgers-Cromartie).

Green Bay Packers at 5:16, (1st play from scrimmage 5:09)

- 1-10-GB 37 (5:09) C.Michael right end to GB 37 for no gain (J.Casillas; J.Hankins).
- 2-10-GB 37 (4:26) (Shotgun) A.Rodgers pass short middle to J.Cook to 50 for 13 yards (J.Jenkins; L.Collins). P12
- 1-10-50 (3:42) (Shotgun) A.Rodgers pass short middle to D.Adams to NYG 30 for 20 yards (K.Robinson, L.Collins). P13
- 1-10-NYG 30 **(3:00) (Shotgun) A.Rodgers pass deep middle to R.Cobb for 30 yards, TOUCHDOWN.** P14
- M.Crosby extra point is GOOD, Center-B.Goode, Holder-J.Schum.

NYG 13 GB 21, 4 plays, 63 yards, 2:23 drive, 12:07 elapsed

M.Crosby kicks 62 yards from GB 35 to NYG 3. B.Rainey ran ob at NYG 3 for no gain.

New York Giants at 2:53, (1st play from scrimmage 2:52)

- 1-10-NYG 3 (2:52) (Shotgun) E.Manning pass short left to W.Tye to NYG 10 for 7 yards (J.Ryan).
- 2-3-NYG 10 (2:14) (No Huddle, Shotgun) E.Manning pass incomplete short middle to W.Tye (J.Ryan).
- 3-3-NYG 10 (2:10) (No Huddle, Shotgun) E.Manning pass incomplete short middle to W.Tye (J.Peppers).
- 4-3-NYG 10 (2:04) B.Wing punts 50 yards to GB 40, Center-Z.DeOssie. M.Hyde to NYG 37 for 23 yards (B.Goodson).

Green Bay Packers at 1:50

- 1-10-NYG 37 (1:50) A.Rodgers pass deep left to D.Adams pushed ob at NYG 14 for 23 yards (E.Apple). P15
- 1-10-NYG 14 (1:19) (Shotgun) A.Rodgers pass incomplete short right to D.Adams.
- 2-10-NYG 14 (1:15) (Shotgun) C.Michael up the middle to NYG 14 for no gain (J.Hankins).
- 3-10-NYG 14 (:30) (Shotgun) A.Rodgers pass incomplete short left to R.Cobb (C.Sensabaugh).
- 4-10-NYG 14 **(:25) M.Crosby 32 yard field goal is GOOD, Center-B.Goode, Holder-J.Schum.**

New York Giants vs Green Bay Packers at Lambeau Field

NYG 13 GB 24, 5 plays, 23 yards, 1:29 drive, 14:39 elapsed

M.Crosby kicks 65 yards from GB 35 to end zone, Touchback.

New York Giants at 0:21

1-10-NYG 25 (:21) *PENALTY on NYG-M.Newhouse, False Start, 5 yards, enforced at NYG 25 - No Play.*

1-15-NYG 20 (:21) (Shotgun) R.Jennings right guard to NYG 24 for 4 yards (M.Daniels).

END OF QUARTER

	Score	Time Poss	First Downs				Efficiencies	
			R	P	X	T	3 Down	4 Down
New York Giants	13	4:45	1	2	0	3	1/3	0/0
Green Bay Packers	24	10:15	2	4	0	6	0/3	0/1

Fourth Quarter

1/8/2017

Play By Play

New York Giants continued.

- 2-11-NYG 24 (15:00) (Shotgun) E.Manning pass incomplete deep middle to O.Beckham (J.Ryan, H.Clinton-Dix).
 3-11-NYG 24 (14:52) (Shotgun) E.Manning pass incomplete deep right to O.Beckham.
 4-11-NYG 24 (14:47) B.Wing punts 55 yards to GB 21, Center-Z.DeOssie. M.Hyde to GB 36 for 15 yards (D.Kennard).

*Penalty on GB-M.Evans, Illegal Block Above the Waist, declined.**PENALTY on GB-T.Montgomery, Illegal Block Above the Waist, 10 yards, enforced at GB 30.*

Green Bay Packers at 14:33

- 1-10-GB 20 (14:33) (Shotgun) A.Rodgers pass short middle to D.Adams to GB 30 for 10 yards (L.Hall) P16
1-10-GB 30 (13:54) (Shotgun) A.Rodgers pass incomplete deep right to G.Allison.
 2-10-GB 30 (13:48) (Shotgun) T.Montgomery up the middle to GB 30 for no gain (J.Bromley).
 3-10-GB 30 (13:03) (Shotgun) A.Rodgers pass deep middle to T.Montgomery to NYG 36 for 34 yards (T.Wade) P17
1-10-NYG 36 (12:18) T.Montgomery right tackle to NYG 35 for 1 yard (J.Casillas). GB-T.Montgomery was injured during the play.
 2-9-NYG 35 (11:36) (Shotgun) A.Rodgers pass incomplete short middle to R.Cobb.
 Timeout #2 by GB at 11:31.
 3-9-NYG 35 (11:31) (Shotgun) A.Rodgers pass short middle to D.Adams to NYG 23 for 12 yards (C.Sensabaugh) P18
1-10-NYG 23 (10:45) (Shotgun) A.Rodgers right end to NYG 22 for 1 yard (J.Casillas).
 2-9-NYG 22 (10:07) (Shotgun) A.Rodgers pass short left to D.Adams pushed ob at NYG 16 for 6 yards (E.Apple).
 3-3-NYG 16 **(9:27) (Shotgun) A.Rodgers pass deep middle to R.Cobb for 16 yards, TOUCHDOWN.** P19
 M.Crosby extra point is GOOD, Center-B.Goode, Holder-J.Schum.

NYG 13 GB 31, 10 plays, 80 yards, 5:14 drive, 5:41 elapsed

M.Crosby kicks 56 yards from GB 35 to NYG 9. O.Beckham ran ob at NYG 33 for 24 yards (J.Tripp).

New York Giants at 9:19, (1st play from scrimmage 9:12)

- 1-10-NYG 33 (9:12) (Shotgun) E.Manning pass short middle to T.King to NYG 47 for 14 yards (J.Ryan) P11
1-10-NYG 47 (8:44) (No Huddle, Shotgun) E.Manning sacked at NYG 40 for -7 yards (C.Matthews). FUMBLES (C.Matthews), RECOVERED by GB-C.Matthews at GB 45. C.Matthews to GB 45 for no gain (E.Manning).

Green Bay Packers at 8:31

- 1-10-GB 45 (8:31) C.Michael right end to GB 46 for 1 yard (D.Harrison).
 2-9-GB 46 (7:45) (Shotgun) A.Rodgers pass short left to G.Allison pushed ob at NYG 46 for 8 yards (E.Apple).
 3-1-NYG 46 (7:03) J.Spriggs reported in as eligible. A.Rodgers pass deep right to D.Adams to NYG 28 for 18 yards (L.Hall) P20
1-10-NYG 28 (6:15) C.Michael right tackle to NYG 23 for 5 yards (J.Casillas; K.Robinson).
 2-5-NYG 23 (5:26) C.Michael left tackle to NYG 14 for 9 yards (C.Sensabaugh) R21
1-10-NYG 14 (4:41) C.Michael up the middle to NYG 9 for 5 yards (J.Casillas).
 Timeout #3 by GB at 03:52.
 2-5-NYG 9 (3:52) A.Rodgers pass short middle to A.Ripkowski to NYG 3 for 6 yards (J.Casillas) P22
1-3-NYG 3 (3:05) (Shotgun) T.Montgomery up the middle to NYG 1 for 2 yards (D.Harrison).
 Timeout #1 by NYG at 02:49.
 2-1-NYG 1 **(2:49) A.Ripkowski up the middle for 1 yard, TOUCHDOWN.** R23
 M.Crosby extra point is GOOD, Center-B.Goode, Holder-J.Schum.

NYG 13 GB 38, 9 plays, 55 yards, 5:48 drive, 12:17 elapsed

M.Crosby kicks 65 yards from GB 35 to NYG 0. O.Beckham to NYG 24 for 24 yards (K.Fackrell).

New York Giants at 2:43, (1st play from scrimmage 2:37)

- 1-10-NYG 24 (2:37) (Shotgun) E.Manning pass short right to P.Perkins ran ob at NYG 41 for 17 yards (L.Gunter) P12
1-10-NYG 41 (2:30) (No Huddle, Shotgun) E.Manning pass incomplete short right to W.Tye (J.Peppers).
 2-10-NYG 41 (2:27) (No Huddle, Shotgun) E.Manning pass short left to P.Perkins to NYG 45 for 4 yards (D.Randall).
 3-6-NYG 45 (2:04) (No Huddle, Shotgun) E.Manning pass incomplete short middle to P.Perkins [N.Perry].

Two-Minute Warning

- 4-6-NYG 45 (2:00) (Shotgun) E.Manning pass short left to T.King to GB 37 for 18 yards (M.Hyde) P13
1-10-GB 37 (1:37) (No Huddle, Shotgun) E.Manning pass short left to R.Jennings pushed ob at GB 33 for 4 yards (J.Thomas).
 2-6-GB 33 (1:32) (No Huddle, Shotgun) E.Manning pass incomplete deep right to T.King (H.Clinton-Dix, D.Randall).
 3-6-GB 33 (1:25) (No Huddle, Shotgun) E.Manning pass short right to S.Shepard to GB 24 for 9 yards (M.Hyde) P14
1-10-GB 24 (1:07) (No Huddle, Shotgun) E.Manning pass incomplete short right to T.King.
 2-10-GB 24 (1:02) (No Huddle, Shotgun) E.Manning pass incomplete deep left to S.Shepard.

New York Giants vs Green Bay Packers at Lambeau Field

3-10-GB 24 (:57) (No Huddle, Shotgun) E.Manning scrambles left tackle to GB 13 for 11 yards (K.Brice).

1-10-GB 13 (:34) (No Huddle, Shotgun) E.Manning pass deep right intended for S.Shepard INTERCEPTED by D.Randall at GB -7. D.Randall to NYG 29 for 78 yards (T.King).

Green Bay Packers at 0:16

1-10-NYG 29 (:16) A.Rodgers kneels to NYG 30 for -1 yards.

END OF QUARTER

	Score	Time Poss	First Downs				Efficiencies	
			R	P	X	T	3 Down	4 Down
New York Giants	13	3:42	1	4	0	5	2/4	1/1
Green Bay Packers	38	11:18	2	6	0	8	4/4	0/0

Miscellaneous Statistics Report

New York Giants vs Green Bay Packers
1/8/2017 at Lambeau Field

Ten Longest Plays for New York Giants

Yards	Qtr	Play Start	Play Description
51	2	1-10-NYG 21	(9:13) (No Huddle, Shotgun) E.Manning pass deep middle to W.Tye to GB 28 for 51 yards (H.Clinton-Dix).
41	3	2-10-GB 41	(5:23) (No Huddle, Shotgun) E.Manning pass deep middle to T.King for 41 yards, TOUCHDOWN.
26	1	3-2-NYG 46	(7:58) (No Huddle, Shotgun) E.Manning pass deep right to S.Shepard to GB 28 for 26 yards (M.Hyde).
18	4	4-6-NYG 45	(2:00) (Shotgun) E.Manning pass short left to T.King to GB 37 for 18 yards (M.Hyde).
17	1	3-6-NYG 32	(13:32) (No Huddle, Shotgun) E.Manning pass short right to V.Cruz to NYG 49 for 17 yards (D.Randall).
17	4	1-10-NYG 24	(2:37) (Shotgun) E.Manning pass short right to P.Perkins ran ob at NYG 41 for 17 yards (L.Gunter).
15	2	1-10-NYG 34	(14:12) (Shotgun) E.Manning pass short middle to S.Shepard to NYG 49 for 15 yards (D.Randall).
14	3	1-10-NYG 26	(12:46) P.Perkins up the middle to NYG 40 for 14 yards (M.Burnett).
14	4	1-10-NYG 33	(9:12) (Shotgun) E.Manning pass short middle to T.King to NYG 47 for 14 yards (J.Ryan).
13	1	2-10-GB 28	(7:24) (No Huddle, Shotgun) E.Manning pass short middle to S.Shepard to GB 15 for 13 yards (M.Burnett).

Ten Longest Plays for Green Bay Packers

Yards	Qtr	Play Start	Play Description
42	2	4-2-NYG 42	(:06) (No Huddle, Shotgun) A.Rodgers pass deep middle to R.Cobb for 42 yards, TOUCHDOWN.
34	4	3-10-GB 30	(13:03) (Shotgun) A.Rodgers pass deep middle to T.Montgomery to NYG 36 for 34 yards (T.Wade).
31	2	1-10-NYG 38	(3:45) (Shotgun) A.Rodgers pass deep right to D.Adams ran ob at NYG 7 for 31 yards (E.Apple).
30	3	1-10-NYG 30	(3:00) (Shotgun) A.Rodgers pass deep middle to R.Cobb for 30 yards, TOUCHDOWN.
23	3	1-10-NYG 37	(1:50) A.Rodgers pass deep left to D.Adams pushed ob at NYG 14 for 23 yards (E.Apple).
20	3	1-10-50	(3:42) (Shotgun) A.Rodgers pass short middle to D.Adams to NYG 30 for 20 yards (K.Robinson, L.Collins).
18	4	3-1-NYG 46	(7:03) J.Spriggs reported in as eligible. A.Rodgers pass deep right to D.Adams to NYG 28 for 18 yards (L.Hall).
16	2	1-10-GB 44	(7:18) (Shotgun) A.Rodgers pass short middle to J.Cook to NYG 40 for 16 yards (J.Casillas).
16	4	3-3-NYG 16	(9:27) (Shotgun) A.Rodgers pass deep middle to R.Cobb for 16 yards, TOUCHDOWN.
15	2	1-10-GB 35	(:56) (No Huddle, Shotgun) A.Rodgers pass short middle to R.Cobb to 50 for 15 yards (L.Hall).

Touchdown Scoring Information

		Offense	Defense	Special Teams
VISITOR	New York Giants	1	0	0
HOME	Green Bay Packers	5	0	0

Player Scoring Information

Club	Player	TD	Rush TD	Rec TD	KO TD	Punt TD	Int TD	Fum TD	Misc TD	FG	XP	2Pt Rush	2Pt Rec	Sfty	Points
NYG	R.Gould	0	0	0	0	0	0	0	0	2	1	0	0	0	7
NYG	T.King	0	0	1	0	0	0	0	0	0	0	0	0	0	6
GB	R.Cobb	0	0	3	0	0	0	0	0	0	0	0	0	0	18
GB	M.Crosby	0	0	0	0	0	0	0	0	1	5	0	0	0	8
GB	A.Ripkowski	0	1	0	0	0	0	0	0	0	0	0	0	0	6
GB	D.Adams	0	0	1	0	0	0	0	0	0	0	0	0	0	6

Possession Detail

	First Half		Second Half		Game	
	Visitor	Home	Visitor	Home	Visitor	Home
Largest Lead	6	8	0	25	6	25
Drives Leading	4	1	0	7	4	8
Time of Possession Leading	8:39	1:38	0:00	21:33	8:39	23:11
Largest Deficit	-8	-6	-25	0	-25	-6
Drives Trailing	1	5	6	0	7	5
Time of Possession Trailing	0:42	9:45	8:27	0:00	9:09	9:45
Times Score Tied Up		0		0		0
Lead Changes		2		0		2

