

PACKERS

WEEKLY MEDIA INFORMATION PACKET



SEATTLE SEAHAWKS vs GREEN BAY PACKERS

Sunday, September 10, 2017 @ 3:25 p.m. CDT • Lambeau Field



THE DOPE SHEET

OFFICIAL PROGRAM AND PUBLICATION, ACME-PACKERS FOOTBALL TEAM.

Packers Public Relations • Lambeau Field Atrium • 1265 Lombardi Avenue • Green Bay, WI 54304 • 920/569-7500 • 920/569-7201 fax
Jason Wahlers, Sarah Quick, Tom Fanning, Nathan LoCascio

VOL. XIX; NO. 7

GREEN BAY (0-0) VS. SEATTLE (0-0)
Sunday, Sept. 10 • Lambeau Field • 3:25 p.m. CDT

PACKERS OPEN AGAINST THE SEAHAWKS

The Green Bay Packers take on the Seattle Seahawks at Lambeau Field in the regular-season opener.

- ▶ For the first time since 2012, the Packers open the season at home.
- ▶ It is the first time the Packers have hosted Seattle in Week 1 but the second time they have faced the Seahawks in the season opener (at Seattle, 2014).
- ▶ It is the third consecutive regular season that the Packers have played the Seahawks at home.
- ▶ Including the postseason, it will be the sixth time the two teams have played since 2012.
- ▶ Including the postseason, the Packers have won three of the last four home games against Seattle by 20-plus points (22, 38, 28).
- ▶ Green Bay is 10-3 against the Seahawks at home during the regular and postseason, including seven straight wins.
- ▶ The Packers and Seahawks are the only two teams in the NFC to make the playoffs each of the past five seasons.
- ▶ Green Bay is 3-0 at home against Seattle with **Aaron Rodgers** as the starting quarterback. Rodgers has recorded a 100-plus passer rating in all three games (103.0, 116.9, 150.8), while totaling six passing touchdowns and zero interceptions.
- ▶ Under Head Coach **Mike McCarthy**, Green Bay is 88-43-1 during the regular season against NFC opponents. The Packers' 88 wins and .670 winning percentage both rank No. 1 among NFC teams over that span.
- ▶ The Packers have won their last five regular-season games against NFC teams.
- ▶ This will be the 16th time in the last 17 years that Green Bay has opened the season against an NFC opponent.
- ▶ It is the fourth time in six years that the Packers open the season against a team from the NFC West.
- ▶ Green Bay has won its past four home openers and seven of its past 10 Kickoff Weekend games dating back to 2007.
- ▶ Under McCarthy, the Packers are 7-4 in regular-season openers, including a 4-2 mark at home.
- ▶ Nine of the 11 season openers under McCarthy have been decided by eight points or less.
- ▶ The Packers' seven wins in the opening week of the regular season are tied for the third most in the NFC and the sixth most in the NFL since 2006.
- ▶ Green Bay finished the preseason with a 3-1 record for the third time in the last four years.



REGULAR-SEASON WEEK 1

WITH THE CALL

FOX Sports, now in its 24th season as an NFL network television partner, will broadcast the game.



- ▶ Play-by-play man **Joe Buck** joins analyst **Troy Aikman** and sideline reporter **Erin Andrews**.
- ▶ Milwaukee's WTMJ (620 AM), airing Green Bay games since November 1929, heads up the Packers Radio Network that is made up of 50 stations in five states. **Wayne Larrivee** (play-by-play) and two-time Packers Pro Bowler **Larry McCarren** (analyst) call the action. McCarren first joined the team's broadcasts in 1995 and enters his 23rd season calling Packers games. After originally being paired together in 1999, McCarren and Larrivee enter their 19th season of broadcasts together.
- ▶ Westwood One Sports will air the game on radio across the country. **Brandon Gaudin** (play-by-play) and **Ross Tucker** (analyst) will call the action, with **Scott Graham** hosting the pregame and halftime shows.
- ▶ The broadcast is also available on Sirius Satellite Radio (WTMJ feed) as part of the network's NFL Sunday Drive.
- ▶ DIRECTV subscribers can watch the game on Channel 715.

REGULAR SEASON

Date	Opponent	Time (CT)	TV
Sun., Sept. 10	SEATTLE SEAHAWKS	3:25 p.m.	FOX
Sun., Sept. 17	at Atlanta Falcons	7:30 p.m.	NBC
Sun., Sept. 24	CINCINNATI BENGALS (Gold Pkg.)	3:25 p.m.	CBS
Thu., Sept. 28	CHICAGO BEARS	7:25 p.m.	CBS/NFLN/Amazon
Sun., Oct. 8	at Dallas Cowboys	*3:25 p.m.	FOX
Sun., Oct. 15	at Minnesota Vikings	*12 p.m.	FOX
Sun., Oct. 22	NEW ORLEANS SAINTS	*12 p.m.	FOX
Sun., Oct. 29	BYE		
Mon., Nov. 6	DETROIT LIONS (Gold Pkg.)	7:30 p.m.	ESPN
Sun., Nov. 12	at Chicago Bears	*12 p.m.	FOX
Sun., Nov. 19	BALTIMORE RAVENS	*12 p.m.	CBS
Sun., Nov. 26	at Pittsburgh Steelers	*7:30 p.m.	NBC
Sun., Dec. 3	TAMPA BAY BUCCANEERS	*12 p.m.	FOX
Sun., Dec. 10	at Cleveland Browns	*12 p.m.	FOX
Sun., Dec. 17	at Carolina Panthers	*12 p.m.	FOX
Sat., Dec. 23	MINNESOTA VIKINGS	7:30 p.m.	NBC
Sun., Dec. 31	at Detroit Lions	*12 p.m.	FOX

*—Start time and broadcast may shift due to NFL flexible scheduling

NFL POSTSEASON DATES

- Jan. 6-7 AFC and NFC Wild Card Playoffs
- Jan. 13-14 AFC and NFC Divisional Playoffs
- Jan. 21 AFC and NFC Championship Games
- Jan. 28 Pro Bowl, Camping World Stadium, Orlando, Fla.
- Feb. 4 Super Bowl LII, U.S. Bank Stadium, Minnesota





PACKERS VS. SEAHAWKS - WEEK 1

SEPTEMBER STARTS

Under Head Coach **Mike McCarthy**, Green Bay has been one of the most successful teams in the league early in the season.

- ▶ The Packers opened the 2016 season with a 27-23 victory at Jacksonville. It was Green Bay's 55th win in a road opener, further extending the top mark in NFL history. Green Bay concluded its 2016 September schedule with a 2-1 record.
- ▶ In 2015, Green Bay went 3-0 in September, marking the third time under McCarthy that the Packers finished the month undefeated (4-0 in 2007 and 3-0 in 2011).
- ▶ Since McCarthy took over in 2006, the Packers have a 24-13 (.649) mark in the month of September. Green Bay's 24 wins are **tied for No. 1 in the NFC and tied for No. 4 in the NFL**:

Team	September Wins (2006-16)
1. New England	27
2. Denver	26
3. Baltimore	25
4t. Green Bay	24
4t. Dallas	24
6t. Arizona	22
6t. Atlanta	22
6t. Cincinnati	22
6t. Seattle	22

- ▶ In the month of September under McCarthy (2006-16), the Packers rank at or near the top of the NFL in the following offensive categories:
 - Passer rating (1st, 101.9)
 - Passing touchdowns (1st, 79)
 - Touchdowns (1st, 115)
 - Touchdown/interception ratio (1st, 3.95, 79/20)
 - Points per game (2nd, 26.3)

- ▶ In 2015, QB **Aaron Rodgers** recorded a passer rating of 135.4 in the month of September. Dating back to 1970, it ranks **No. 5 among NFL quarterbacks** in the month of September (min. 40 pass attempts).
- ▶ Since 2008, Rodgers is one of three active quarterbacks in the NFL with a passer rating of 100-plus in the month of September (min. 150 att.).

Quarterback	Passer Rating in Sept.
1. Aaron Rodgers, GB	104.3
2. Drew Brees, NO	101.6
3. Philip Rivers, SD	101.1

- ▶ Since becoming a full-time starter in 2008, Rodgers ranks in the top five in the month of September among active quarterbacks in numerous passing categories:

Passing Category	Total	Rank
Touchdown/Interception Ratio	4.27	1
Passing Touchdowns	64	2
Touchdown Percentage	6.3	2
Interception Percentage	1.5	3
Passing Yards	7,859	5
25-plus-yard pass plays	63	5

- ▶ Below are Rodgers' touchdown, interception and passer-rating numbers for each season he has been a starter in the month of September:

Season	Passing TDs	Ints	Passer Rating
2016	7	1	98.6
2015	10	0	135.4
2014	9	1	109.1
2013	8	3	105.1
2012	7	3	95.7
2011	8	1	120.9
2010	5	3	93.3
2009	4	0	97.2
2008	6	3	91.4

PACKERS IN SEASON OPENERS

Below are Packers players' single-game highs in season openers:

QB Aaron Rodgers

Comp.	*30	SF, 9/9/12
Att.	44	SF, 9/9/12
Com.%	81.8	MIN, 9/8/08
Passing Yds.	**333	at SF, 9/8/13
TD Passes	3	three times, most recently at CHI, 9/13/15
Passer Rtg.	140.5	at CHI, 9/13/15
Yards/Att.	9.0	at SF, 9/8/13

*most by a Packers player, dating back to 1960
**tied with Brett Favre and Lynn Dickey for most by a Packers player.

WR Randall Cobb

Rec.	9	SF, 9/9/12
Rec. Yds.	108	at SF, 9/8/13
Yards/Rec.	17.5	NO, 9/8/11 (2-35)
Rec. TDs	1	four times, most recently at CHI, 9/13/15
KR TDs	1	NO, 9/8/11 (108 yards)
PR TDs	1	SF, 9/9/12 (75 yards)

WR Jordy Nelson

Rec.	7	at SF, 9/8/13
Rec. Yds.	130	at SF, 9/8/13
Yards/Rec.	18.6	at SF, 9/8/13 (7-130)
Rec. TDs	1	three times, most recently at JAX, 9/11/16

TE Martellus Bennett

Rec.	8	BUF, 9/7/14
Rec. Yds.	70	BUF, 9/7/14
Yards/Rec.	16.3	CIN, 9/8/13
Rec. TDs	1	four times, most recently vs. GB, 9/13/15

LB Clay Matthews

Sacks	*3	at PHI, 9/12/10
Tackles	10	twice, most recently at CHI, 9/13/15
Solo Tackles	8	three times, most recently at CHI, 9/13/15
Forced Fumbles	1	twice, most recently at SEA, 9/4/14

*tied Kabeer Gbaja-Biamila for most by a Packers player since 1982

K Mason Crosby

FG Made	3	PHI, 9/9/07
XP Made	6	NO, 9/8/11
Points	10	PHI, 9/9/07



PACKERS VS. SEAHAWKS - WEEK 1

IN THE CONFERENCE

The Packers have established themselves as one of the best teams in the NFC.

- ▶ Green Bay has won its last five regular-season games against NFC opponents.
- ▶ Under Head Coach **Mike McCarthy**, Green Bay tallied a winning record against NFC opponents in 10 of his first 11 seasons (2006-16):

Season	Record Against NFC Teams
2016	8-4
2015	7-5
2014	9-3
2013	6-5-1
2012	8-4
2011	12-0
2010	8-4
2009	9-3
2008	5-7
2007	9-3
2006	7-5

- ▶ Dating back to 2006, Green Bay ranks **No. 1 in the NFC** in inter-conference games:

Team	NFC vs. NFC Winning Pct.
1. Green Bay	.670 (88-43-1)
2. New Orleans	.591 (78-54)
3. Seattle	.572 (75-56-1)
4. Dallas	.561 (74-58)
5. New York Giants	.545 (72-60)
6. Atlanta Falcons	.538 (71-61)

- ▶ The Packers rank **No. 2 in the NFC** in total net yards per game in inter-conference games since 2006:

Team	Total Net Yards Per Game vs. NFC Teams (Since 2006)
1. Philadelphia	370.3
2. Green Bay	369.5
3. Dallas	361.4
4. Atlanta	359.5
5. New York Giants	353.8

- ▶ Green Bay ranks No. 2 in the NFC and No. 3 in the NFL in points per game against NFC opponents since 2008:

Team	Points Per Game Vs. NFC
1. New England	29.1
2. New Orleans	27.9
3. Green Bay	27.4
4. Denver	26.3
5. Cincinnati	25.8

- ▶ With QB **Aaron Rodgers** as the starter (2008-present), the Packers are 69-32 against NFC teams.

- ▶ Dating back to 2008, Rodgers ranks in the top five among active quarterbacks in a few passing categories against NFC teams (min. 900 pass att.):

Team	Passer Rating Against NFC Teams (Since 2008)
1. Aaron Rodgers, GB	106.7
2. Drew Brees, NO	99.3
3. Tom Brady, NE	96.7
4. Kirk Cousins, WAS	95.9
5. Russell Wilson, SEA	95.5

Team	TD/INT Ratio Against NFC Teams (Since 2008)
1. Aaron Rodgers, GB	4.21
2. Tom Brady, NE	2.58
3. Joe Flacco, BAL	2.32
4. Drew Brees, NO	2.26
5. Russell Wilson, SEA	2.15

Team	TD Percentage Against NFC Teams (Since 2008)
1. Aaron Rodgers, GB	6.6
2. Drew Brees, NO	5.6
3. Philip Rivers, SD	5.4
4. Tom Brady, NE	5.2
5. Russell Wilson, SEA	4.9

Team	Passing TDs Against NFC Teams (Since 2008)
1. Drew Brees, NO	242
2. Aaron Rodgers, GB	223
3. Eli Manning, NYG	185
4. Matt Ryan, ATL	180
5. Matthew Stafford, DET	136

Team	25-Plus-Yard Pass Plays Against NFC Teams (Since 2008)
1. Drew Brees, NO	248
2. Aaron Rodgers, GB	239
3. Eli Manning, NYG	217
4. Matt Ryan, ATL	180
5. Jay Cutler, CHI/MIA	148

- ▶ Dating back to 2008 when he entered the NFL, WR **Jordy Nelson** ranks **No. 2 among active players** in touchdown receptions against NFC opponents:

Team	Receiving TDs Against NFC Teams (Since 2008)
1. Larry Fitzgerald, ARI	53
2. Jordy Nelson, GB	47
3. Dez Bryant, DAL	44



PACKERS VS. SEAHAWKS - WEEK 1

BREAKING DOWN THE ROSTER

The Packers currently have an 53-man roster that is composed of 24 offensive players, 26 defensive players and three specialists.

- ▶ Of the 53 players on Green Bay's roster, 37 of them (69.8 percent) were draft picks of the Packers. Dating back to 2007, Green Bay has at least one member of each draft class still on the roster.
- ▶ Green Bay has 11 players on the roster that began their careers as undrafted free agents, with eight of those originally signed by Green Bay.
- ▶ Almost a third (34.0 percent) of the players (18 of 53) on Green Bay's roster entered the league as a sixth-round or seventh-round pick or as an undrafted player.
- ▶ The Packers have six players on the roster that played in the NFL prior to the 2009 season. Four of those five players were draft picks of the Packers (QB **Aaron Rodgers**, K **Mason Crosby**, WR **Jordy Nelson** and LB **Clay Matthews**) and three have made at least one Pro Bowl.
- ▶ Of the 53 players on the roster, 45 began their pro careers with the Packers (84.9 percent).
- ▶ Only 22 of the 53 players on the roster (41.5 percent) were selected in the first three rounds of the draft, with 19 being drafted by the Packers.

GREEN BAY'S ROSTER ...

BY AGE (as of Sept. 10)

21-24	24 players
25-28	19 players
29-32	6 players
33-plus	4 players

BY EXPERIENCE

R-1	11 players
2-3	19 players
4-5	7 players
6-9	9 players
10-plus	7 players

BY DRAFT ROUND

1st	7 players
2nd/3rd	15 players
4th/5th	13 players
6th/7th	7 players
Undrafted	11 players

2017 OPPONENTS - STRENGTH OF SCHEDULE

The Packers' 2017 schedule includes six games against 2016 playoff teams. Two of those games (Detroit, Seattle) will be at Lambeau Field, while four (Atlanta, Dallas, Detroit, Pittsburgh) will come on the road.

- ▶ A closer look at the Packers' 2017 opponents:

Home Games	'16 Record	Last Overall Meeting/Result	Last Lambeau Field Meeting/Result
Baltimore	8-8	10/13/13, W, 19-17	12/7/09, W, 27-14
Chicago	3-13	12/18/16, W, 30-27	10/20/16, W, 26-10
Cincinnati	6-9-1	9/22/13, L, 34-30	9/20/09, L, 31-24
Detroit	9-7	1/1/17, W, 31-24	9/25/16, W, 34-27
Minnesota	8-8	12/24/16, W, 38-25	12/24/16, W, 38-25
New Orleans	7-9	10/26/14, L, 44-23	9/30/12, W, 28-27
Seattle	10-5-1	12/11/16, W, 38-10	12/11/16, W, 38-10
Tampa Bay	9-7	12/21/14, W, 20-3	11/20/11, W, 35-26
Totals	60-66-2	(.477)	

Road Games	'16 Record	Last Overall Meeting/Result	Last Meeting at Site/Result
Atlanta	11-5	1/22/17, L, 44-21*	1/22/17, L, 44-21*
Carolina	6-10	11/8/15, L, 29-37	11/8/15, L, 29-37
Chicago	3-13	12/18/16, W, 30-27	12/18/16, W, 30-27
Cleveland	1-15	10/20/13, W, 31-13	10/25/09, W, 31-3
Dallas	13-3	1/15/17, W, 34-31^	1/15/17, W, 34-31^
Detroit	9-7	1/1/17, W, 31-24	1/1/17, W, 31-24
Minnesota	8-8	12/24/16, W, 38-25	9/18/16, L, 14-17
Pittsburgh	11-5	12/22/13, L, 38-31	12/20/09, L, 37-36
Totals	62-66	(.484)	

Overall **122-132-2**

^ - NFC Divisional Playoff
* - NFC Championship

HIGHLIGHTS OF THE 2016 SEASON

The Green Bay Packers earned the 32nd postseason berth in team history and the franchise's 19th appearance in the last 24 seasons.

- ▶ The Packers joined the New England Patriots as the only teams to make the playoffs each of the last eight years.
- ▶ Green Bay's franchise-record eight consecutive playoff berths tied for the third-longest streak in NFL history behind two teams with nine (Dallas, 1975-83; Indianapolis, 2002-10). It marks just the eighth time in NFL history that a franchise has had a streak of eight-plus playoff berths.
- ▶ **Mike McCarthy** became just the fourth head coach in NFL history to lead a single franchise to eight-plus consecutive playoff appearances, joining Tom Landry, Chuck Noll and Bill Belichick.
- ▶ The Packers have made the playoffs nine times in 11 seasons under McCarthy.
- ▶ McCarthy's nine playoff appearances are the most by a Packers coach since the NFL postseason began in 1933.
- ▶ The Packers finished the 2016 regular season 10-6, beating the Detroit Lions in Week 17 to capture the team's fifth division title in the last six seasons.
- ▶ Green Bay's five NFC North titles in the last six years are the most in the NFC over that span, with no other NFC club winning more than three division titles since 2011.
- ▶ Green Bay finished the regular season with six consecutive wins, becoming the only team in the NFL to have a winning streak of four-plus games in each of the last eight seasons (2009-16). The six-game winning streak was the longest to end the season by the Packers since a nine-game streak in 1941. Green Bay has registered at least one winning streak of four-plus games in 10 of 11 seasons under McCarthy.
- ▶ Green Bay leads the NFC with nine trips to the postseason since 2007.
- ▶ The Packers scored 93 points during the 2016 playoffs, the third most in a single postseason in team history (121 in 2010 and 100 in 1996).
- ▶ The Packers scored 30-plus points in back-to-back games (38 vs. New York Giants and 34 at Dallas Cowboys) in the same postseason for the third time in franchise history (three straight in 1996, two straight in 1966).
- ▶ Green Bay advanced to the Divisional round of the playoffs for the sixth time in the last seven seasons (2010-12, 2014-16), tied with the Seattle Seahawks for the most in the NFC over that span.
- ▶ Green Bay played in its seventh NFC title contest since the 1970 AFL-NFL merger.
- ▶ The Packers are the only NFC team to appear in the NFC Championship two times in the last three years (2014-16).
- ▶ It was Green Bay's fourth NFC Championship appearance (2007, 2010, 2014, 2016) in the past 10 seasons (2007-16), the most in the NFC over that span.

Two years after he co-founded the Packers with Curly Lambeau, George Calhoun began writing a piece called The Dope Sheet, which served as the official press release from 1921-24.





THE DOPE ON THIS WEEK'S OPPONENT:

Packers vs. Seahawks:

All-time, Regular season:
10-7-0

All-time, Postseason:
2-1

All-time, in Green Bay:
8-1-0

Strengths: The Packers have won the last two matchups against the Seahawks.

Last meeting, regular season:

Dec. 11, 2016; Packers won, 38-10, Lambeau Field



COACHES CAPSULES

Mike McCarthy: 124-69-1, .642 (incl. 10-8 postseason); 12th NFL season

Pete Carroll: 113-79-1, .588 (incl. 10-7 postseason); 12th NFL season

Head to Head: Carroll 3-2

vs. Opponent: McCarthy 5-4 vs. Seahawks; Carroll 3-4 vs. Packers

MIKE MCCARTHY...Is in his 12th year as the Packers' 14th head coach.

- ▶ Led the Packers to their eighth consecutive playoff appearance last season, tied for the third-longest streak in NFL history. Has also led the team to nine playoff appearances in the last 10 years (2007, 2009-16).
- ▶ Ranks second in franchise history in total victories, trailing only Curly Lambeau.
- ▶ Guided the Packers to top-10 finishes in scoring in eight straight seasons (2007-14), joining the Patriots as the only other team to accomplish the feat over that time; Packers finished first overall in scoring in 2014.
- ▶ Reached the 100-win plateau faster than any active NFL head coach, needing just 155 games.
- ▶ Joined Vince Lombardi and Mike Holmgren as the only coaches to guide the Packers to a Super Bowl title with a win over Pittsburgh in Super Bowl XLV.

PETE CARROLL...Is in his seventh year as the Seahawks' eighth head coach.

- ▶ Guided the Seahawks to a win in Super Bowl XLVIII with the youngest Super Bowl-winning roster in NFL history (26 years, 162 days).
- ▶ Built a defense that became just the fourth in league annals to lead the league in points and yards allowed in consecutive years (2013-14).
- ▶ Seattle has advanced to the divisional round in six of Carroll's seven seasons as coach, winning two NFC Championships and one Super Bowl, while claiming the No. 1 seed in the NFC twice, and third time in franchise history.
- ▶ Coached Southern California to back-to-back national titles in 2003 and 2004, maintaining the No. 1 ranking throughout the 2004 season.

THE PACKERS-SEAHAWKS SERIES

- ▶ For a span of eight head-to-head meetings from 1996-2008, Mike Holmgren was the head coach for one of the teams.
- ▶ Of the three postseason matchups between the teams, only the Packers' 42-20 win in 2007 NFC Divisional Playoff was decided in regulation.
- ▶ Since Seattle's shift to the NFC due to realignment in 2002, the two teams have met 12 times (including playoffs). They met in six of seven seasons from 2003-09 and matched up five times between 2012-16.
- ▶ Seattle's only victory in Green Bay came on Nov. 1, 1999, when the Seahawks won, 27-7.
- ▶ The Packers are 11-0 against Seattle when scoring 25-plus points.

NOTABLE CONNECTIONS

Packers executive vice president, general manager & director of football operations Ted Thompson spent 2000-04 as Seattle's vice president of football operations...Green Bay associate head coach/linebackers Winston Moss played the final three seasons (1995-97) of his career in Seattle and started his coaching career with the Seahawks in 1998...Seahawks DE Michael Bennett is the older brother of Packers TE Martellus Bennett...Seattle executive vice president/general manager John Schneider was with the Packers for 13 years as a personnel intern (1992), scout (1993-96), personnel analyst to the general manager (2002-07) and director of football operations (2008-09)...Schneider worked under Thompson in Seattle in 2000 and attended Abbot Pennings High in De Pere, Wis. ...Schneider and Packers vice president of football administration/player finance Russ Ball worked together with the Washington Redskins in 2001...Seattle assistant strength and conditioning coach Monday Gee coached in Green Bay from 2008-09...Green Bay head coach Mike McCarthy, special teams coordinator Ron Zook and director of player personnel Brian Gutekunst worked with Schneider in Kansas City (1997-99)...Seahawks offensive coordinator Darrell Bevell (2000-05) and assistant offensive line coach Pat Ruel (2001-02) coached for Green Bay...Bevell played quarterback at Wisconsin and in 1993 led the Badgers to their first-ever Rose Bowl victory...Seattle RBs coach Chad Morton was the Packers' coaching administrator in 2009 and special teams assistant from 2010-13...McCarthy coached in New Orleans in 2000 when Morton played for the Saints...Seahawks RB Eddie Lacy was the Packers' second-round draft pick in 2013 and started 48 of 51 games played in four seasons in Green Bay, winning AP Offensive Rookie of the Year following the 2013 season...Seattle P Jon Ryan was originally signed by the Packers as an undrafted free agent in 2006, playing for Green Bay from 2006-07...Seahawks WR Tanner McEvoy (2013-15) and QB Russell Wilson (2011) played at Wisconsin...Green Bay CB Kevin King (2013-16) played at Washington...Martellus Bennett played in Chicago with Seahawks DE David Bass for two seasons while Seattle DL coach Clint Hurtt was on the Bears' defensive coaching staff...Bennett also was a teammate of Seahawks DB Justin Coleman with the Patriots in 2016...Seahawks G/T Luke Joeckel played with Packers CB Davon House with the Jaguars...Packers TE Lance Kendricks played with Seahawks QB Austin Davis with the Rams for three seasons and OL Isaiah Battle for two seasons...Additionally, Packers RBs coach Ben Sirmans held the same title with the Rams while Davis played in St. Louis...In Oakland, Green Bay secondary-safeties coach Darren Perry was colleagues with Seahawks assistant head coach/offensive line Tom Cable and special teams coordinator Brian Schneider from 2007-08...Morton and Perry played in New Orleans together in 2000...From 1984-85, Packers defensive coordinator Dom Capers coached with Seahawks quarterbacks coach Carl Smith with the Philadelphia/Baltimore Stars (USFL)...Capers and Seattle senior defensive assistant Travis Jones were colleagues in Miami from 2006-07...Packers LB Clay Matthews (2005-08) and LB Nick Perry (2009) were coached at Southern California by Seattle head coach Pete Carroll...Seahawks quality control/defense coach Tom Donatell was a defensive graduate assistant at UCLA while Packers DT Kenny Clark was a Bruin...Collegiately, Donatell was a linebacker at Iowa, where he teamed with Packers DT Mike Daniels and T Bryan Bulaga as well as when Green Bay offensive perimeter coach David Raih was an offensive graduate assistant for the Hawkeyes...Other collegiate teammates include: Seahawks LB Terence Garvin, Packers LB Jake Ryan and Seahawks LB Frank Clark (Michigan), Seattle WR Paul Richardson and Packers T David Bakhtiari (Colorado), Packers C Corey Linsley and Seahawks TE Nick Vannett (Ohio State) and Packers LB Chris Odom and Seahawks RB J.D. McKissic (Arkansas State).

LAST MEETING, REGULAR SEASON

Dec. 11, 2016; Packers won, 38-10, Lambeau Field

- ▶ QB Aaron Rodgers completed 18 of 23 passes (78.3 percent) for 246 yards and three TDs (150.8 passer rating).
- ▶ WR Jordy Nelson hauled in two of Rodgers' TD passes, his 57th from the QB, tying the duo for most touchdown passes from a quarterback to receiver in Packers history.
- ▶ The Green Bay defense picked off Seahawks QB Russell Wilson five times, the most of Wilson's career.



PACKERS VS. SEAHAWKS - WEEK 1

AT THE HELM

Having led Green Bay to the playoffs in nine of his first 11 seasons as head coach, **Mike McCarthy** is joined by Vince Lombardi and Mike Holmgren as the only coaches to guide the Packers to a Super Bowl win with a victory over Pittsburgh in Super Bowl XLV.

- ▶ McCarthy guided the Packers to a franchise-record fourth consecutive division title in 2014. In his 11 seasons, he has won six division titles, tying Lombardi for the second most in franchise history.
- ▶ With a win at Tampa Bay in Week 16 of the 2014 season, McCarthy passed Lombardi for the No. 2 spot in team history as far as overall victories:

Coach	Overall Wins
1. Curly Lambeau, 1921-49	212
2. Mike McCarthy, 2006-16	124
3. Vince Lombardi, 1959-67	98
4. Mike Holmgren, 1992-98	84

- ▶ The 124 overall wins are the most in the NFC and the second most in the NFL since 2006 (New England, 152).
- ▶ McCarthy reached 100 career wins (including playoffs) in just his 155th game. He was the fastest to reach 100 wins in the NFL since George Seifert in 1996 (132 games).
- ▶ McCarthy's 114 regular-season wins in his first 11 years as a head coach (2006-16) are **tied for No. 3 in NFL history**:

Coach	Wins In First 11 Regular Seasons
1. Don Shula, BAL/MIA	117
2. Joe Gibbs, WAS	115
3t. Mike McCarthy, GB	114
3t. Tony Dungy, TB/IND	114
3t. George Seifert, SF/CAR	114

- ▶ McCarthy recorded his third regular season with 12-plus wins in 2014 (2007, 2011), passing Curly Lambeau (1929, 1931), Lombardi (1962, 1966), Holmgren (1996-97) and Mike Sherman (2001-02) for the most by a coach in franchise history.
- ▶ McCarthy has guided the Packers to five seasons with 11-plus wins (2007, 2009, 2011-12, 2014), passing Lombardi (1961-63, 1966) and Holmgren (1995-98) for the **most by a coach in franchise history**.
- ▶ McCarthy's eight regular seasons with 10-plus wins are a **franchise record** (since 1921). Among current NFL head coaches, only Bill Belichick (16) and Andy Reid (11) have more 10-plus win seasons.
- ▶ McCarthy is the **only coach in franchise history** to post three or more consecutive 10-win seasons twice in his career (2009-12, 2014-16).
- ▶ McCarthy joined Pittsburgh's Bill Cowher (2005) as the only Super Bowl-winning coaches to lead their respective teams to three road wins as the No. 6 seed in the postseason en route to a world title.
- ▶ Including playoffs, McCarthy has a 124-69-1 record since taking over as head coach in 2006, a .642 winning percentage that ranks **No. 2 among current NFL head coaches** (minimum 100 games):

Coach	Winning Pct.
1. Bill Belichick, CLE/NE	.678 (263-125)
2. Mike McCarthy, GB	.642 (124-69-1)
3. Mike Tomlin, PIT	.638 (111-63)

- ▶ McCarthy coached in his 134th game in Week 13 at Detroit in 2013 (including playoffs), moving him past Bart Starr for No. 2 in team history:

Coach	Overall Games
1. Curly Lambeau, 1921-49	339
2. Mike McCarthy, 2006-16	194
3. Bart Starr, 1975-83	133

- ▶ In the Week 6 victory over the San Diego Chargers in 2015, McCarthy earned the 100th regular-season win of his career in just his 150th game, making him the **seventh-fastest coach in NFL history and the fastest current NFL coach** to reach the 100-win plateau:

Coach (Current)	Games Needed For 100 Regular-Season Wins
1. Mike McCarthy, GB	150
2. Andy Reid, PHI/KC	164
3. Bill Belichick, CLE/NE	177
4. John Fox, CAR/DEN	182

- ▶ Since McCarthy took over in 2006, the Packers rank **No. 2 in the NFL** in regular-season winning percentage:

Team	Winning Pct.
1. New England	.784 (138-38)
2. Green Bay	.651 (114-61-1)
3. Indianapolis	.636 (112-64)

- ▶ Green Bay's seven 10-win regular seasons since 2009 are **No. 2 in the NFL**:

Team	10-Win Regular Seasons (Since 2009)
1. New England	8
2. Green Bay	7
3t. Cincinnati/Indianapolis/Pittsburgh	5

WINNING WAYS

- ▶ The Packers are the only NFC team and one of two teams in the league (New England) to make the playoffs each of the past eight seasons (2009-16). Those eight appearances are more than the rest of the NFC North Division combined during that span (Minnesota-three / Detroit-three / Chicago-one).
- ▶ McCarthy became just the **fourth head coach in NFL history** to lead a single franchise to eight-plus consecutive playoff appearances:

Coach	Years
Tom Landry, DAL	1966-73 and 1975-83
Chuck Noll, PIT	1972-79
Mike McCarthy, GB	2009-16
Bill Belichick, NE	2009-16

- ▶ There are seven teams in the NFL with five-plus playoff appearances from 2009-16, with only two in the NFC (New England and **Green Bay, eight** / Cincinnati and Seattle, six / Baltimore, Denver, Indianapolis, five).
- ▶ With the victory over Dallas in the 2016 playoffs, McCarthy has led the Packers to 10 wins in the postseason, passing Vince Lombardi and Mike Holmgren for the **most in team history**:

Coach	Postseason Record
1. Mike McCarthy, 2006-16	10-8
2t. Vince Lombardi, 1959-67	9-1
2t. Mike Holmgren, 1992-98	9-5

- ▶ The 10 postseason wins since 2007 are tied for No. 2 in the NFL with Baltimore and Seattle (New England, 13). The rest of the NFC North has combined for two postseason wins over the last 10 seasons (Minnesota and Chicago).



PACKERS VS. SEAHAWKS - WEEK 1

OFFENSIVE STRETCH

The Green Bay Packers' offense emerged throughout the 2016 regular season, ranking near the top of the league both as a team and individually over the final 11 weeks (Weeks 7-17) in numerous categories:

Team	Points Per Game
1. Atlanta	34.1
2. New England	29.2
3. Green Bay	28.9
4. New Orleans	28.5

Team	Games With 21-Plus Points
1. Green Bay	11
2t. Atlanta	9
2t. New England	9

► The Packers scored 21-plus points in 11 straight games to end the season, the second-longest streak in team history behind only a 13-game streak (Games 1-13) in 2011.

Team	Touchdowns
1. Atlanta	40
2. Green Bay	39
3. New Orleans	36
4. New England	34

Team	First Downs
1. New Orleans	276
2. Green Bay	247
3. Atlanta	241

Player	Passing Yards
1. Drew Brees, NO	3,474
2. Aaron Rodgers, GB	3,258
3. Kirk Cousins, WAS	3,222

Player	Passing Touchdowns
1. Aaron Rodgers, GB	30
2t. Drew Brees, NO	23
2t. Matt Ryan, ATL	23

Player	Completions
1. Drew Brees, NO	321
2. Sam Bradford, MIN	307
3. Aaron Rodgers, GB	292
4. Carson Wentz, PHI	277

Player	Games With 100-Plus Passer Rating
1. Aaron Rodgers, GB	8
2t. Drew Brees, NO	7
2t. Matt Ryan, ATL	7

Player	100-Yard Receiving Games
1. Travis Kelce, KC	6
2t. Davante Adams, GB / Jordy Nelson, GB , three others	4

Player	Receptions
1. Jordy Nelson, GB	71
2t. Julian Edelman, NE	70
2t. Larry Fitzgerald, ARI	70
4. Zach Ertz, PHI	68

Player	Receiving Touchdowns
1t. Davante Adams, GB	9
1t. Jordy Nelson, GB	9
3. Mike Evans, TB	8
4t. Five players	7

Player	Games With A TD Catch
1t. Jordy Nelson, GB	7
1t. Kenny Stills, NO	7
3t. Davante Adams, GB	6
3t. Cameron Brate, TB	6
3t. Rishard Matthews, TEN	6
3t. Donte Moncrief, IND	6
3t. Sterling Shepard, NYG	6

Team	Average Yards Per Carry
1. Buffalo	5.19
2. Cleveland	5.01
3. Dallas	4.81
4. San Francisco	4.80
5. Green Bay	4.78

Team	Interceptions
1. N.Y. Giants	15
2t. Green Bay	14
2t. Tampa Bay	14

- QB **Aaron Rodgers** did not throw an interception in the last seven games (Weeks 11-17) to set the franchise record (min. 15 att.). He had six-game streaks in 2014 and 2014-15 and QB Bart Starr had a six-game streak in 1964.
- Rodgers has not thrown an INT in his last 245 attempts, the second-best mark in team history behind Starr's streak of 294 in 1964.
- Rodgers' seven games without an interception (min. 15 pass att.) is the longest active streak in the NFL and was the longest during the 2016 regular season.
- Rodgers had multiple passing touchdowns in eight straight games (Week 7-14), tied for the longest streak in the NFL this season (Marcus Mariota) and the second longest of his career (13-game streak in 2011).
- In Week 14 vs. Seattle, Rodgers registered a 150.8 passer rating (18 of 23, 246 yards, three TDs, no INTs). It marked the fourth game with a 150-plus rating in his career, the most in franchise history.
- Rodgers posted a 158.3 passer rating in the first half of Week 14 (12 of 15, 202 yards, two TDs), the third time in his career that he had posted a perfect passer rating in the first half of a game (at Cleveland in 2009, vs. Detroit in 2010).
- Over the last four games of the 2016 regular season, the Packers registered a league-best 13 takeaways while not committing a turnover.
- The four straight games without a giveaway tied the longest single-season streak (2014) by the Packers since 1933 (the first season turnovers were recorded).
- With just 17 giveaways in the 2016 regular season, the top six single-season giveaway marks in franchise history have all come under Head Coach **Mike McCarthy** (2009, 2011-12, 2014-16).



PACKERS VS. SEAHAWKS - WEEK 1

HOME SWEET HOME

Green Bay has a long tradition of playing well at Lambeau Field.

- ▶ Green Bay was 6-2 at home during the 2016 regular season. The Packers have finished with a record of .500 or better at home in 11 of 12 seasons under Head Coach **Mike McCarthy**.

Season	Home Record
2016	6-2
2015	5-3
2014	8-0
2013	4-3-1
2012	7-1
2011	8-0
2010	7-1
2009	6-2
2008	4-4
2007	7-1
2006	3-5

- ▶ Green Bay's victory in Week 16 of the 2016 regular season was the 217th at Lambeau Field, the most home wins by any franchise at one stadium in NFL history. The Packers surpassed Chicago, which had 216 victories at Wrigley Field.
- ▶ The Packers are 9-2 (.818) in home openers under McCarthy.
- ▶ Since the start of 2014, Green Bay is **tied for No. 2 in the NFL** in winning percentage at home during the regular season:

Team	Record At Home (Since 2014)	Pct.
1. New England	20-4	.833
2t. Green Bay	19-5	.792
2t. Seattle	19-5	.792
2t. Denver	19-5	.792
5t. Detroit	18-6	.750
5t. Kansas City	18-6	.750

- ▶ Under McCarthy, Green Bay is 65-22-1 at home during the regular season. The Packers' .744 winning percentage ranks **No. 2 in the NFL** over that span:

Team	Record At Home (Since 2006)	Pct.
1. New England	75-13	.852
2. Green Bay	65-22-1	.744
3. Baltimore	65-23	.739
4. Pittsburgh	64-24	.727
5. Indianapolis	62-26	.705
6. Seattle	61-27	.693

- ▶ The Packers rank **No. 2 in the NFL** in point differential at home since the start of the 2014 season (according to pro-football-reference.com):

Team	Point Differential At Home (Since 2014)
1. New England	plus-331
2. Green Bay	plus-264
3. Seattle	plus-231
4. Pittsburgh	plus-209
5. Kansas City	plus-200

- ▶ In 2014, Green Bay's plus-155 point differential at home was the highest in franchise history (dating back to 1940), eclipsing the plus-151 in 1996.
- ▶ From 2014-16, Green Bay ranked **No. 1 in the NFL** in first-quarter score margin (plus-159) at home (according to pro-football-reference.com).
- ▶ Under McCarthy, Green Bay has scored 30-plus points at home during the regular season 39 times, winning 37 of those contests. The Packers' 39 home games with at least 30 points are **No. 3 in the league** since 2006:

Team	30-Plus Point Home Games (Since 2006)
1. New England	46
2. New Orleans	44
3. Green Bay	39
4. Dallas	36
5. San Diego	35

- ▶ QB **Aaron Rodgers** has a 109.4 passer rating at Lambeau Field during the regular season, the **highest home passer rating in NFL history** (minimum 670 pass attempts).
- ▶ Rodgers is among the league leaders in several passing categories at home since he became the starter in 2008 (min. 536 att.):

Player	Passer Rating At Home (Since 2008)
1. Aaron Rodgers, GB	109.7
2. Drew Brees, NO	109.5
3. Russell Wilson, SEA	104.2
4. Tom Brady, NE	103.2

Player	Passing TDs At Home (Since 2008)
1. Drew Brees, NO	201
2. Aaron Rodgers, GB	161
3. Philip Rivers, SD	137
4. Tom Brady, NE	131

Player	25-Plus-Yard Comp. At Home (Since 2008)
1. Drew Brees, NO	183
2t. Aaron Rodgers, GB	166
2t. Eli Manning, NYG	166
4. Ben Roethlisberger, PIT	147

Player	TD Percentage At Home (Since 2008)
1. Aaron Rodgers, GB	7.13
2. Drew Brees, NO	7.10
3. Russell Wilson, SEA	6.16
4. Ben Roethlisberger, PIT	5.91

- ▶ Rodgers owns the top three single-season passer ratings at home in NFL history (min. 100 pass att.):

Player	Passer Rating At Home
1. Aaron Rodgers, GB, 2014	133.2
2. Aaron Rodgers, GB, 2011	128.5
3. Aaron Rodgers, GB, 2013	126.4
4. Drew Brees, NO, 2013	126.3
5. Russell Wilson, SEA, 2012	123.6



PACKERS VS. SEAHAWKS - WEEK 1

QUICK OUT OF THE GATE

The Packers started games fast during the 2016 regular season, scoring points in the first quarter in 12 of 16 games (**tied for No. 4 in the NFL**), including a touchdown in 10 contests.

- ▶ Green Bay's 12 games of scoring points in the first quarter **tied for No. 2 among Packers teams since 2000**:

Year	Games Scoring Points in the First Quarter
1. 2014	16
2t. 2016	12
2t. 2015	12
2t. 2011	12
2t. 2009	12

- ▶ Green Bay ranked near the top of the NFL in a few other first-quarter categories during the 2016 regular season:

Team	Points On First Offensive Poss. (2016)
1. Atlanta	69
2. San Diego	65
3. New England	61
4. Green Bay	58

Team	Points Per Game/First Quarter (2016)
1. Atlanta	8.7
2. New England	8.1
3. Cincinnati	6.1
4. Pittsburgh	5.9
5t. Green Bay	5.8
5t. Baltimore	5.8

Team	First-Quarter Touchdowns (2016)
1t. Atlanta	16
1t. New England	16
3t. Green Bay	12
3t. Cincinnati	12
3t. Pittsburgh	12

- ▶ The Packers scored 13 touchdowns in the first quarter in 2015, **tied for No. 2 in the NFL** (Washington, 13 / New Orleans, 16).
- ▶ Dating back to 2014, Green Bay has scored in the first quarter in 40 of 48 regular-season games, **No. 1 in the NFL**.
- ▶ Green Bay leads the NFL in first-quarter scoring since 2014:

Team	First-Quarter Points (Since 2014)
1. Green Bay	350
2. New England	297
3. Atlanta	282
4. New Orleans	265
5. Cincinnati	254

- ▶ QB **Aaron Rodgers** threw 10 touchdowns in the first quarter this season, **No. 1 in the NFL**:

Player	First-Quarter TD Passes (2016)
1. Aaron Rodgers, GB	10
2t. Ben Roethlisberger, PIT	9
2t. Matt Ryan, ATL	9

- ▶ Dating back to 1991, Rodgers owns five of the top seven single-season marks for passing touchdowns during the first quarter for the Packers:

Player	First-Quarter Passing TDs
1. Aaron Rodgers, 2011	11
2t. Aaron Rodgers, 2016	10
2t. Aaron Rodgers, 2014	10
2t. Brett Favre, 1998	10
2t. Brett Favre, 1995	10
6t. Aaron Rodgers, 2015	9
6t. Aaron Rodgers, 2012	9

- ▶ Rodgers posted a 158.3 passer rating in the first half vs. Seattle in Week 14 (12 of 15, 202 yards, two TDs), the third time in his career that he had posted a perfect passer rating in the first half of a game (at Cleveland in 2009, vs. Detroit in 2010).
- ▶ Rodgers has thrown 63 touchdowns and seven interceptions in the first half since the start of the 2014 regular season.
- ▶ Since 2014, Rodgers ranks at the top of the NFL in a few first-half passing categories (min. 400 att.):

Player	First-Half Passer Rating
1. Aaron Rodgers, GB	106.6
2. Tom Brady, NE	104.3
3. Kirk Cousins, WAS	101.6
4. Drew Brees, NO	101.3
5. Matt Ryan, ATL	100.7

Player	First-Half Passing Touchdowns
1. Aaron Rodgers, GB	63
2. Tom Brady, NE	54
3t. Eli Manning, NYG	47
3t. Philip Rivers, SD	47
5. Drew Brees, NO	46

Player	First-Half TD/INT Ratio
1. Aaron Rodgers, GB	9.00
2. Tom Brady, NE	6.75
3. Marcus Mariota, TEN	4.33
4. Eli Manning, NYG	3.13
5. Kirk Cousins, WAS	3.10

- ▶ Green Bay ranked **No. 3 in the NFL** during the 2016 regular season in first-half points (238), trailing the Atlanta Falcons (296) and New England Patriots (242).
- ▶ Dating back to 2008, the Packers have recorded three of the top six single-season first-half point totals in the NFL:

Team	First-Half Points
1. Green Bay, 2014	310
2. Atlanta, 2016	296
3. New England, 2012	290
4. Denver, 2013	288
5. Green Bay, 2011	286
6. Green Bay, 2009	269



PACKERS VS. SEAHAWKS - WEEK 1

IN THE RED ZONE

According to STATS, QB **Aaron Rodgers** ranked at or near the top of the league in several red-zone categories during the 2016 regular season:

Player	Red-Zone Passing TDs
1. Aaron Rodgers, GB	31
2. Drew Brees, NO	28

Player	Red-Zone Completions
1. Drew Brees, NO	74
2. Aaron Rodgers, GB	64

Player	Red-Zone Passing Yards
1. Drew Brees, NO	423
2. Aaron Rodgers, GB	382

► WR **Jordy Nelson** led the NFL in receptions and receiving touchdowns in the red zone during the 2016 regular season:

Player	Red-Zone Receptions
1. Jordy Nelson, GB	19
2t. Anquan Boldin, DET	14
2t. Kyle Rudolph, MIN	14

Player	Red-Zone Rec. TDs
1. Jordy Nelson, GB	11
2. Cameron Brate, TB	8
3t. Davante Adams, GB , five others	7

► Nelson's 11 red-zone touchdown receptions in 2016 were a career high and tied for the top mark by a Packer since STATS began recording in 1991 (James Jones, 2012; Sterling Sharpe, 1994).

ODDS AND ENDS

Below are some random notes from the 2016 regular season:

- For the first time since 1956 (Rote/Howton), the Packers had both the league's passing-TD leader (**Aaron Rodgers**) and the receiving-TD leader (**Jordy Nelson**) in the same season.
- The Packers scored 30-plus points in four straight games (Weeks 14-17), which tied for the second-longest streak (2003, 2007, 2011) in franchise history (seven in 1963).
- Green Bay was tied for No. 6 in the NFL with 40 sacks in 2016, joining Denver and Minnesota as the only teams in the NFL to record 40-plus sacks as a team in each of the last five seasons (2012-16). It is also the longest streak by the Packers since team sacks began to be recorded in 1963.
- The Packers eclipsed 400 total net yards seven times during the 2016 regular season (406 vs. N.Y. Giants and Chicago Bears / 405 vs. Indianapolis / 402 at Tennessee / 424 at Washington / 451 at Chicago / 448 at Detroit), for the fifth-most games with 400 total net yards in the NFL.
- The Packers scored 21 or more points in 14 games during the 2016 regular season, tied with New England for No. 2 in the NFL (15, Atlanta).
- In Weeks 16-17, Rodgers became the first Green Bay QB to register 300-plus passing yards, four-plus passing TDs and no INTs in back-to-back games in a single season.
- In Week 16, Rodgers recorded his second career game with 300-plus passing yards, four-plus passing TDs and one-plus rushing TDs. According to pro-football-reference.com, he joined Drew Brees (three) and Peyton Manning (two) as the only players in league history with multiple games with those numbers.
- In Weeks 14-15, Green Bay had 10 takeaways and zero giveaways. According to the Elias Sports Bureau, it was the first time since Sept. 17-24, 1978 (15 takeaways, five giveaways) that Green Bay was plus-10 or better in turnover differential over a two-game span.

- The Packers posted six takeaways (five INTs, one fumble recovery) in the Week 14 win over Seattle, their first six-takeaway game since Dec. 26, 2010, vs. the N.Y. Giants. With zero giveaways, Green Bay posted a plus-six turnover differential for the first time since Oct. 27, 1991, at Tampa Bay (eight takeaways, two giveaways).
- Week 14 was Green Bay's first five-interception game since posting five at Chicago in Week 17 in 2006.
- In Weeks 12-14, the Packers allowed 13 or fewer points in each contest, the first time doing so in three straight games since 2010 (Weeks 8-9, 11).
- Green Bay gave up one or zero sacks in three consecutive games (Weeks 12-14), the first time doing so since four straight to end the 2014 season (Weeks 14-17).
- The Packers' 98-yard TD drive in the fourth quarter of the Week 13 victory vs. Houston was the team's longest TD drive since a 99-yarder at Cleveland on Oct. 25, 2009.
- The Packers converted 71.4 percent of third downs in Week 12 (10-14), the highest single-game third-down conversion rate in the NFL this season and the second highest under Head Coach **Mike McCarthy** (72.2 percent, 13-18, Oct. 27, 2013, at Minnesota).
- The Packers finished **No. 4 in the NFL** in points per game in the 2016 regular season; their **ninth top-10 finish in the last 10 seasons**.

Team	Points Per Game
1. Atlanta	33.9
2. New Orleans	29.3
3. New England	27.6
4. Green Bay	27.0
5. Dallas	26.3

► Green Bay ranked **No. 2 in the NFL** in third-down conversions in 2016, its **ninth top-10 finish in the last 10 seasons**.

Team	Third-Down Percentage
1. New Orleans	48.6
2. Green Bay	46.7
3. Tennessee	46.1

- Rodgers ranked **No. 2 in the NFL** in 2016 with a 116.2 passer rating on third down (Tom Brady, 127.7). Rodgers' 16 passing touchdowns on third down **led the NFL**.
- The Packers ranked **No. 5 in the NFL** in time of possession (31:14).
- Green Bay was **No. 7 in the NFL** in rushing yards per play (4.6).
- The Packers **tied for No. 6 in sacks** (40) and ranked **No. 7 in the NFL** in sacks/pass attempt (7.01 percent) this season.
- Green Bay's defense ranked **No. 5 in the NFL** this season with an interception rate of 2.98 percent and **tied for No. 4** with 17 interceptions.
- Rodgers threw for 371 yards in Week 10 and 351 yards in Week 11, marking only the third time in his career he had thrown for 350-plus passing yards in back-to-back games (2009, 2011).
- Rodgers registered a passer rating of 115.0-plus in seven games during the 2016 regular season (129.3 vs. Detroit / 125.5 at Atlanta / 115.0 at Washington / 116.7 at Philadelphia / 150.8 vs. Seattle / 136.6 vs. Minnesota / 126.0 at Detroit):

Player	Games With 115.0 Passer Rating
1. Matt Ryan, ATL	8
2t. Aaron Rodgers	7
2t. Dak Prescott, DAL	7
2t. Tom Brady, NE	7

- According to the Elias Sports Bureau, Green Bay recorded 23-plus first downs in five consecutive games (Weeks 5-9) in a single regular season for the first time in franchise history.
- In Week 7, Green Bay recorded 32 first downs, the most by the Packers since Nov. 27, 1983, at Atlanta (32). It was tied for the second most in franchise history. Green Bay also possessed the ball for 39:36, the best mark by the team since Oct. 27, 2013, at Minnesota (40:54).



PACKERS VS. SEAHAWKS - WEEK 1

TAKING HIS PLACE AMONG THE GAME'S BEST

QB **Aaron Rodgers** surpassed the 1,500-attempt plateau for his career in 2010, the benchmark to qualify for passer rating in the NFL record book.

▶ Rodgers ranks **No. 1 in NFL history** in career passer rating:

Quarterback	Career Passer Rating
1. Aaron Rodgers, GB	104.1
2. Russell Wilson, SEA	99.6
3. Tom Brady, NE	97.2
4. Tony Romo, DAL	97.1
5. Steve Young, TB/SF	96.8

▶ Rodgers registered the sixth 4,000-yard passing season of his career in 2016, setting the **franchise record** as he surpassed Brett Favre's mark of five 4,000-yard seasons.

▶ Rodgers had 11 zero-INT games last season (min. 15 att.), the third time in his career with 10-plus zero-INT games (13 in 2014, 12 in 2009). The only other QB in team history to have 10 in a season was Starr (10) in 1964.

▶ In 2016, Rodgers set the **single-season franchise record for completions** with 401, surpassing Favre's mark of 372 in 2005.

▶ In the Week 7 victory over Chicago, Rodgers set a **single-game franchise record** with 39 completions, besting the previous high of 36 by Favre at Chicago on Dec. 5, 1993.

▶ Rodgers went over the 35,000-yard passing mark for his career last season in Week 11 at Washington. According to the Elias Sports Bureau, he reached the mark on his 4,446th attempt, the **second-fewest attempts needed in NFL history** behind QB Johnny Unitas (4,388 attempts).

▶ Rodgers reached 250 touchdown passes in Week 12 of 2015. He did in his 121st career game, surpassing QB Dan Marino (128) for the NFL record.

▶ Where Rodgers ranks among active NFL quarterbacks **since he took over as the starter in 2008** (min. 1,200 attempts):

Quarterback	Passing Yards (Since 2008)
1. Drew Brees, NO	44,922
2. Philip Rivers, SD	39,145
3. Matt Ryan, ATL	37,701
4. Eli Manning, NYG	36,829
5. Aaron Rodgers, GB	36,498

Quarterback	Passing TDs (Since 2008)
1. Drew Brees, NO	331
2. Aaron Rodgers, GB	296
3. Philip Rivers, SD	270

Quarterback	Passer Rating (Since 2008)
1. Aaron Rodgers, GB	104.5
2. Drew Brees, NO	100.7
3. Tom Brady, NE	100.6

Quarterback	Yards/Attempt (Since 2008)
1. Russell Wilson, SEA	7.98
2. Aaron Rodgers, GB	7.94
3. Philip Rivers, SD	7.88

Quarterback	INT Percentage (Since 2008)
1. Tom Brady, NE	1.4
2. Aaron Rodgers, GB	1.5
3. Colin Kaepernick, SF	1.8

Quarterback	25-Yard Passes (Since 2008)
1. Drew Brees, NO	339
2. Aaron Rodgers, GB	318
3. Philip Rivers, SD	294
4. Eli Manning, NYG	292

▶ In 2016, Rodgers posted a season passer rating of 104.2, the seventh time in his career that he has registered a 100-plus passer rating, the most in NFL history (Peyton Manning and Steve Young, six each).

▶ Rodgers recorded his sixth season with 500-plus attempts and eight or fewer INTs in 2016, the most in NFL history (Tom Brady, three; nine others with one).

▶ The 2016 regular season saw Rodgers become just the second QB in NFL history to have 600-plus passing attempts and seven or fewer INTs in a season (Brady, 624 attempts, seven INTs in 2015).

▶ In Week 14, Rodgers recorded a passer rating of 150.8 in a win over Seattle, marking his fourth career game a passer rating of 150-plus which is the fourth most (min. 10 pass att.) among active quarterbacks (Drew Brees and Brady, five / Ben Roethlisberger, eight).

▶ Rodgers rushed for a touchdown in Week 16, marking his 13th game with two-plus passing touchdowns and one-plus rushing touchdowns since 2008, which is **No. 2 among NFL QBs** over that span behind Cam Newton (18).

▶ Dating back to 1921, Rodgers has the most seasons with 30-plus touchdowns and less than 10 interceptions (according to pro-football-reference.com):

Player	Seasons With 30-Plus TD Passes/Less Than 10 INTs
1. Aaron Rodgers, GB	6
2. Tom Brady, NE	5
3t. Seven players	1

▶ Rodgers owns four of the top five single-season totals in touchdown passes in franchise history:

Player	TD Passes
1. Aaron Rodgers, 2011	45
2. Aaron Rodgers, 2016	40
3t. Aaron Rodgers, 2012	39
3t. Brett Favre, 1996	39
5t. Aaron Rodgers, 2014	38
5t. Brett Favre, 1995	38

▶ A look at where Rodgers ranks in the NFL in several categories **since 2014** (min. 600 attempts):

Quarterback	Passer Rating (Since 2014)
1. Tom Brady, NE	103.1
2. Aaron Rodgers, GB	102.8
3. Drew Brees, NO	99.9
4. Matt Ryan, ATL	99.2
5. Russell Wilson, SEA	99.0

Quarterback	TD Passes (Since 2014)
1. Aaron Rodgers, GB	109
2. Drew Brees, NO	102
3. Tom Brady, NE	97
4. Philip Rivers, SD	93

Quarterback	TD Percentage (Since 2014)
1. Aaron Rodgers, GB	6.4
2. Tom Brady, NE	5.9

Quarterback	TD/INT Ratio (Since 2014)
1. Aaron Rodgers, GB	5.45 (109/20)
2. Tom Brady, NE	5.39 (97/18)
3. Tyrod Taylor, BUF	3.08 (37/12)



PACKERS VS. SEAHAWKS - WEEK 1

RODGERS AND TOUCHDOWNS

QB **Aaron Rodgers** has found the end zone a lot in his career, and that continued in the 2016 regular season. Rodgers threw for a league-best 40 touchdowns, his franchise-record fourth season (2011-12, 2014, 2016) with 35-plus TD passes (Brett Favre, three, 1995-97).

- ▶ With 40 passing TDs during the 2016 regular season, Rodgers became just the fourth QB in NFL history to record two seasons (also 2011) with 40-plus TD passes (Dan Marino, Peyton Manning, Drew Brees).
- ▶ In 2016, Rodgers became the first GB quarterback to lead the NFL in TD passes since Favre in 2003.
- ▶ Rodgers now has five seasons with 4,000-plus passing yards and 30-plus passing TDs (2009, 2011-12, 2014, 2016), further extending his team mark.
- ▶ In 2016, Rodgers registered his third straight season with 30-plus touchdown passes, the second-longest streak in franchise history (Favre, five straight, 1994-98)
- ▶ Rodgers has thrown 38-plus TD passes four times in his career, the most in NFL history (Brees and Manning have three each).
- ▶ Rodgers finished **No. 1 in the NFL** in 2016 in passing touchdowns:

Player	TD Passes (2016)
1. Aaron Rodgers, GB	40
2. Matt Ryan, ATL	38

- ▶ Rodgers finished the 2016 regular season ranked **No. 1 in the NFL** in games with multiple passing touchdowns and zero interceptions:

Player	Games With Multiple TD Passes and Zero INTs (2016)
1. Aaron Rodgers, GB	10
2t. Tom Brady, NE	8
2t. Matt Ryan, ATL	8

- ▶ Rodgers had multiple passing touchdowns in eight straight games (Week 7-14), tied for the longest streak in the NFL for the 2016 season (Marcus Mariota) and the second longest of his career (13-game streak in 2011).
- ▶ Rodgers registered four touchdown passes in the first half of the Week 3 victory vs. Detroit. It was the second time in his career that he recorded four-plus touchdowns in the first half (six vs. Chicago, Nov. 9, 2014).
- ▶ In 2016, Rodgers was **No. 1 in the NFL** with four games with four-plus TD passes and zero INTs, **the most in a season in franchise history**, passing his own mark set in 2011 and Favre's total in 1995.
- ▶ Rodgers has thrown four-plus touchdowns in a game 20 times, a **franchise record**, the **sixth most in NFL history** and **No. 3 among active quarterbacks**:

Player (Active)	Games W/ Four-Plus TD Passes
1. Drew Brees, SD/NO	31
2. Tom Brady, NE	26
3. Aaron Rodgers, GB	20
4. Eli Manning, NYG	14

- ▶ Rodgers was **tied for No. 1 in the NFL** during the 2016 regular season in games with three-plus passing touchdowns:

Player	Games With Three-Plus TD Passes (2016)
1t. Aaron Rodgers, GB	8
1t. Drew Brees, SD/NO	8
3t. Three players	7

- ▶ Rodgers registered three-plus passing touchdowns in three consecutive games (Weeks 7-9 in 2016), totaling 10 touchdowns and one interception over that span. It marked the fifth time in his career that Rodgers registered three-plus passing touchdowns in three or more games in a single season (five: Games 6-10 in 2011 / four: Games 4-7 in 2012 and 2014 / three: Games 14-16 in 2012).

- ▶ Rodgers ranks **No. 4 in NFL history** and **No. 1 in franchise history** with 39 games with three-plus touchdown passes and zero interceptions. He was **No. 1 in the NFL for the 2016 season** in games with three-plus passing touchdowns and zero interceptions:

Player	Games With Three-Plus TD Passes and Zero INTs (2016)
1. Aaron Rodgers, GB	7
2. Tom Brady, NE	6
3t. Four players	4

- ▶ In 2016, Rodgers became the **first NFL quarterback** to record seven games with three-plus TDs/zero INTs in two different seasons (eight games in 2014). The only other QBs to do accomplish that feat in a season were Brady (eight in 2007) and Manning (seven in 2013).
- ▶ In Week 14, Rodgers recorded a 66-yard TD pass to WR Davante Adams, giving him a TD pass of 65 yards or more in each of the last nine seasons (2008-16). Rodgers joins Drew Brees as the only QBs in the league to do so over that span.

RODGERS THE RUNNER

With injuries costing Green Bay's top two running backs significant time this season, QB **Aaron Rodgers** helped try to fill the void.

- ▶ Rodgers is just the **fourth QB in NFL history** to post 35,000-plus passing yards and 2,500-plus rushing yards in his career, joining Fran Tarkenton, John Elway and Donovan McNabb as the only players to accomplish that feat.
- ▶ Rodgers ranked **No. 7 in the NFL** (min. 25 att.) among quarterbacks in rushing average (5.51) and **tied for No. 5** in rushing touchdowns (four) during the 2016 regular season.
- ▶ Rodgers recorded a career-high 369 yards rushing during the 2016 regular season, the most by a Green Bay QB since Tobin Rote (398) in 1956.
- ▶ Rodgers finished the 2016 regular season **No. 3 in the NFL** in rushing yards among quarterbacks:

Player	Rushing Yards (QBs)
1. Tyrod Taylor, BUF	580
2. Colin Kaepernick, SF	468
3. Aaron Rodgers, GB	369
4t. Blake Bortles, JAX	359
4t. Cam Newton, CAR	359

- ▶ Rodgers now has four 300-yard rushing seasons, **No. 2 in franchise history among QBs** behind only Rote (five).
- ▶ Rodgers ranks **No. 2 among active quarterbacks in the NFL** in rushing touchdowns since 2008:

Player	Rushing TDs (QBs Since 2008)
1. Cam Newton, CAR	48
2. Aaron Rodgers, GB	25
3. Andy Dalton, CIN	18

- ▶ In Weeks 8-10, Rodgers became the first Packers quarterback since Rote in 1955 to register a run of 20-plus yards in three consecutive games.
- ▶ Rodgers led the Packers with a career-best 60 rushing yards on six carries (10.0 avg.) at Atlanta in Week 8. He recorded three runs of 10-plus yards, tying his single-game career high (at Indianapolis, Oct. 7, 2012, and vs. Cincinnati, Sept. 20, 2009).
- ▶ Dating back to 1960, Rodgers' 60 rushing yards in Week 8 were the second most in a single game by a Green Bay quarterback, trailing only the 88 yards on eight carries (11.0 avg.) by Don Majkowski at Detroit, Sept. 30, 1990.
- ▶ Rodgers joined Cam Newton (Dec. 20, 2015, at NYG) as the only QBs over the past four seasons (2013-16) to post four-plus passing TDs and 60-plus rushing yards in the same game.
- ▶ By rushing for 43 yards on six carries (7.2 avg.) in Week 9, Rodgers recorded 40-plus rushing yards in back-to-back games for the first time in his career.



PACKERS VS. SEAHAWKS - WEEK 1

GROUP EFFORT

The Packers have a history of relying on many receivers over the years and that continued during the 2016 regular season.

- ▶ The Packers were one of two teams in the NFL (New Orleans) to have three wide receivers with 60-plus receptions and 600-plus receiving yards each this season (**Jordy Nelson** - 97 rec. for 1,257 yds. / **Davante Adams** - 75 rec. for 997 yds. / **Randall Cobb** - 60 rec. for 610 yds.).
- ▶ Nelson (14) and Adams (12) were the **only teammate duo in the NFL** with 10-plus touchdown catches last season.
- ▶ Adams and Nelson were just the **second duo in team history to both record 10-plus TD catches in the same season** (Nelson and Cobb in 2014).
- ▶ Nelson finished **No. 1 in the NFL** in receiving touchdowns last season and Adams was **tied for No. 2**:

Player	Receiving TDs
1. Jordy Nelson, GB	14
2t. Davante Adams, GB	12
2t. Antonio Brown, PIT	12
2t. Mike Evans, TB	12
5. Odell Beckham Jr., NYG	10

- ▶ Nelson **tied for No. 4 in the NFL** with five 100-yard receiving games last season while Adams (four) was **tied for No. 6**.
- ▶ Adams and Nelson joined New Orleans WR Brandin Cooks and Tampa Bay WR Mike Evans as the only players to record 100-plus yards receiving and two-plus TDs in two games during the 2016 regular season.
- ▶ Nelson and Adams **tied for No. 1 in the NFL** last season with three multi-receiving touchdown games (Beckham, Brown, Evans).
- ▶ Adams and New England WR Chris Hogan were the **only players in the league last season** to have two games with four-plus receptions and a 25-plus-yard receiving average.
- ▶ During the 2016 regular season, Green Bay had one or more players register 10-plus receptions and/or 100-plus receiving yards in 12 games.
- ▶ The Packers' six individual 10-catch games came via four different players (Adams-two, **Ty Montgomery**-two, Cobb, Nelson). According to the Elias Sports Bureau, four different players having at least one 10-catch game is **tied for the most in a single season in NFL history** (2015 New England Patriots / 2013 Atlanta Falcons / 2010 Indianapolis Colts / 2002 St. Louis Rams / 1991 Buffalo Bills).
- ▶ Green Bay's six individual 10-catch games were the **most in a single season in franchise history** (five in 2004 / three in 2014, 1993, 1942).
- ▶ In Week 10 at Tennessee, Adams became the only Packer player to register three receptions of 35-plus yards in the same game (dating back to 1991).
- ▶ Week 10 also saw Adams (six receptions for 156 yards) and Nelson (12 receptions for 126 yards, one TD) become the second pair of teammates to record 120-plus receiving yards in the same game this season (New Orleans WRs Willie Snead and Cooks in Week 1).
- ▶ In Week 9, the Packers had four players with a reception of 20-plus yards (Nelson, Adams, Rodgers, WR **Jeff Janis**).
- ▶ With 12 receptions for 74 yards (6.2 avg.) in Week 8, Adams became the first Packer to have back-to-back games with 12-plus catches, and his 25 over Weeks 7-8 were a franchise record for the most over a two-game span.
- ▶ Week 8 also saw three Packers post their first career TD catches in the game at Atlanta (Janis, **Geronimo Allison**, **Trevor Davis**), which was the first time an NFL team had done that since the Jets on Oct. 23, 2000. Allison and Davis became first rookie duo to both have a TD catch in a game for the Packers since Max McGee and Joe Johnson on Dec. 12, 1954.

- ▶ According to the Elias Sports Bureau, in Week 7 the Packers became just the second team in NFL history to feature three players with 10-plus catches in a game (Adams, 13; Cobb, 11; Montgomery, 10), joining the New England Patriots (Leroy Thompson, Ben Coates, Michael Timpson) vs. Minnesota on Nov. 13, 1994.
- ▶ Adams' 13 receptions for 132 yards (10.2 avg.) and two touchdowns against Chicago tied for the second-most receptions in a single game in franchise history (Don Hutson, 13 receptions vs. Cleveland, Oct. 18, 1942, and 14 vs. N.Y. Giants on Nov. 22, 1942).
- ▶ Montgomery became the first Packer to post back-to-back games with 10-plus catches (10 vs. Dallas in Week 6) since WR Sterling Sharpe in 1993 (Oct. 10, Oct. 24). Adams joined him in Weeks 7 (13) and 8 (12). The only other player to accomplish that feat in a single season in team annals was Hutson in 1942 (Nov. 15, Nov. 22).
- ▶ Montgomery recorded 60 yards rushing and 66 yards receiving in Week 7, becoming the first Green Bay player since RB Ahman Green (63 rushing/68 receiving) at Detroit on Sept. 24, 2006, to register 60-plus rushing yards and 60-plus receiving yards in a game.

NELSON MAKES AN IMPACT

- ▶ In 2016, Nelson joined WR Sterling Sharpe as the **only players in team history** to record two seasons with 95-plus catches.
- ▶ In 2016, Nelson registered the fourth 1,200-yard (1,257) receiving season of his career, tying James Lofton for the **best mark in team history**.
- ▶ It was the third time in Nelson's career that he recorded 10-plus receiving TDs in a season (2011 and 2014). He joined Sterling Sharpe (four) and Don Hutson (three) as the **only players in franchise history to post 10-plus TD catches in three or more seasons**.
- ▶ Nelson is the **first player in franchise history to record 13-plus receiving touchdowns in three different seasons** (2011, 2014, 2016). His three seasons of 13-plus TD receptions tie Pro Football Hall of Famers Lance Alworth, Cris Carter and Marvin Harrison for the fourth most in NFL history. Only Pro Football Hall of Famer Jerry Rice (eight), Terrell Owens (seven) and Randy Moss (six) have more such seasons in NFL history.
- ▶ With at least one touchdown reception in 11 games last season, Nelson tied Sharpe (1992 and 1994) for the most games with at least one TD catch in a single season in franchise history.
- ▶ Nelson (95) recorded his **third straight 85-catch season**, joining Sharpe (1992-94) as the only players to do so in team history.
- ▶ Nelson has 25 100-yard receiving games in his career, **passing Hutson (24) for No. 3 in team history**. He trails Sharpe (29) for the second most.
- ▶ QB **Aaron Rodgers** and Nelson have connected for 59 touchdowns, **the most by a duo in team history** (Brett Favre and Antonio Freeman, 57).
- ▶ Nelson (63) passed Donald Driver (61) for the **third-most receiving touchdowns in franchise history** (Sharpe, 65 / Hutson, 99).
- ▶ Nelson also ranks in the top five in franchise history in both receptions and receiving yards:

Packers Player	Receptions
1. Donald Driver, 1999-2012	743
2. Sterling Sharpe, 1988-94	595
3. James Lofton, 1978-86	530
4. Jordy Nelson, 2008-14, 2016-present	497

Packers Player	Receiving Yards
1. Donald Driver, 1999-2012	10,137
2. James Lofton, 1978-86	9,656
3. Sterling Sharpe, 1988-94	8,134
4. Don Hutson, 1935-45	7,991
5. Jordy Nelson, 2008-14, 2016-present	7,366



PACKERS VS. SEAHAWKS - WEEK 1

CLAY FINDS HIS WAY TO THE BALL

LB **Clay Matthews** continues to make an impact on opposing offenses. Despite injuries forcing him to miss four games and limiting him in six others, Matthews ranked third on the team with five sacks in 2016.

- For the first time in his career, Matthews recorded at least one sack in each of the first three regular-season games he played in.
- In 2015, Matthews was selected to his sixth Pro Bowl and first as an inside linebacker after recording 6.5 sacks (second on the team), 14 QB hits (No. 1 on the team), and a career-high 84 tackles (No. 2 on the team). He was also one of three players (Micah Hyde, Sam Shields) on the team to have an interception and a fumble recovery.
- It was the seventh consecutive season he recorded six or more sacks, **tied for the second-most** six-plus-sack seasons in the NFL since 2009:

Player	Six-Plus-Sack Seasons (Since 2009)
1. Julius Peppers, CAR/CHI/GB	8
2t. Clay Matthews, GB	7
2t. Ahmad Brooks, SF	7
2t. Calais Campbell, ARI	7
2t. Tamba Hali, KC	7
2t. Cameron Wake, MIA	7
2t. DeMarcus Ware, DAL/DEN	7

- Matthews ranks in the top 10 in sacks since 2009 among active players:

Player	Sacks (Since 2009)
1. DeMarcus Ware, DEN	85.0
2. Cameron Wake, MIA	81.5
3. J.J. Watt, HOU	76.0
4. Von Miller, DEN	73.5
5t. Julius Peppers, CAR/CHI/GB	73.0
5t. Elvis Dumervil, DEN/BAL	73.0
7. Clay Matthews, GB	72.5
8. Tamba Hali, KC	71.0

- Matthews is **tied for No. 1 in team history** in 10-sack seasons and is **No. 4** in two-sack games:

Player	10-Sack Seasons
1t. Clay Matthews, 2009-10, 2012, 2014	4
1t. Reggie White, 1993, 1995, 1997-98	4
1t. Kabeer Gbaja-Biamila, 2001-04	4

Player	Two-Sack Games
1. Reggie White, 1993-98	16
2. Kabeer Gbaja-Biamila, 2000-08	15
3. Tim Harris, 1986-90	14
4. Clay Matthews, 2009-16	13

- Matthews is **No. 2 in team history** with 72.5 career sacks:

Player	Career Sacks
1. Kabeer Gbaja-Biamila, 2000-08	74.5
2. Clay Matthews, 2009-16	72.5
3. Reggie White, 1993-98	68.5

PERRY LEADS THE RUSH

Packers LB **Nick Perry** led a pass rush that recorded multiple sacks in 13 of 16 games in 2016 and included two-plus sacks by seven players.

- Despite missing two games, Perry registered a team-high 11 sacks, **tied for No. 8 in the NFL** in 2016. He became the 11th player in team history (since 1982) to register a double-digit sack total in a season.
- Perry registered a half-sack or more in 10 games during the 2016 season, **tied for No. 2 in the NFL**:

Player	Games With Half-Sack Or More
1. Danielle Hunter, MIN	11
2t. Nick Perry, GB	10
2t. Lorenzo Alexander, BUF	10
2t. Ryan Kerrigan, WAS	10
2t. Von Miller, DEN	10
2t. Cameron Wake, MIA	10

- In Week 6, Perry registered his first career interception and added a sack, making him the first Green Bay LB to post both in a game since **Clay Matthews** at the N.Y. Giants on Dec. 4, 2011.
- Perry matched his career high with a team-best two sacks in Week 3 vs. Detroit and Week 16 vs. Minnesota.
- Perry had at least one two-sack game in each of the last four seasons (2013-16), the lone Packer to accomplish that feat over that span.

BURNETT BRINGS IT

Packers S **Morgan Burnett** has been a steady force on the Packers defense for years, starting 94 games (including playoffs) since 2011.

- From 2011-14, he was the only Packer to surpass 100 tackles each season, and despite missing five games in 2015, he tied for the team lead in solo tackles (54) and led the team with 14 total tackles in the postseason. In 2016, he was **No. 1 on the team** in tackles (92) despite missing a game.
- He set a single-season career high with three sacks in 2016, **No. 2 among safeties** according to STATS:

Player	Sacks (2016)
1. Landon Collins, NYG	4.0
2. Morgan Burnett, GB	3.0
3t. Four players	2.0

- Burnett recorded two interceptions in 2016, tied for the second most of his career (two in 2012 / three in 2011).
- Burnett has 7.5 sacks since 2011, **tied for No. 4** among safeties over that time span:

Player	Sacks (Since 2011)
1t. Roman Harper, NO/CAR	8.5
1t. T.J. Ward, CLE/DEN	8.5
3. Reshad Jones, MIA	8.0
4. Morgan Burnett, GB / Harrison Smith, MIN	7.5

- He ranks **No. 3 among Green Bay safeties** (since 1982) in career sacks, according to STATS:

Packers Safety	Career Sacks
1. LeRoy Butler	20.5
2. Mark Murphy	11.0
3. Morgan Burnett	7.5



PACKERS VS. SEAHAWKS - WEEK 1

ON THE RISE

S **Ha Ha Clinton-Dix** has been a presence on the Packers defense since his rookie season and earned his first trip to the Pro Bowl and second-team All-Pro recognition from *The Associated Press* in 2016.

- ▶ After starting 10 of 16 games and both postseason contests as a rookie, he has started every game since 2015.
- ▶ His career-best five interceptions were **tied for No. 5 in the NFL** in 2016 and **tied for No. 2 among safeties**:

Safety	Interceptions
1. Quintin Demps, HOU	6
2t. Ha Ha Clinton-Dix, GB	5
2t. Landon Collins, NYG	5
2t. Reggie Nelson, OAK	5
5t. Four players	4

- ▶ It was the most interceptions by a Packers safety in a single season since Charles Woodson (seven) and Charlie Peprah (five) in 2011.
- ▶ In 2016, Clinton-Dix posted a career-high two interceptions in both Week 9 and Week 15, becoming the first Packer to have multiple two-INT games in a season since Woodson in 2011.
- ▶ In Week 9, he joined GB Al Harris (vs. New Orleans, Oct. 9, 2005) as the only players to post two INTs in a first quarter for the Packers since 1993.
- ▶ He was named NFC Defensive Player of the Week for his Week 15 performance in 2016, becoming the first Packers DB to win the award since Woodson in 2010 (Week 4).
- ▶ His three career postseason interceptions **rank No. 1 among safeties** since he entered the league in 2014, according to STATS.
- ▶ **Tied for No. 5 among safeties** with 11 interceptions in the regular and postseason since 2014:

Safety	Interceptions (Since 2014)
1. Reggie Nelson, CIN/OAK	17
2. Kurt Coleman, KC/CAR	16
3. Glover Quin, DET	13
4. Mike Adams, IND	12
5t. Ha Ha Clinton-Dix, GB	11
5t. Quintin Demps, HOU	11
7. Rashad Johnson, ARI/TEN	10

- ▶ Clinton-Dix finished second on the team with 95 tackles (73 solo) in 2014 and led the Packers with 117 tackles (97 solo) in 2015.
- ▶ He registered a total of three interceptions during the 2015 season (including playoffs). He tied for fourth on the team with two during the regular season and registered one in the postseason.
- ▶ According to STATS, his three sacks during the 2015 regular season were tied for the fifth most in a single regular season by a Packers safety (since 1982) and the most since Mark Roman recorded 3.5 in 2004.
- ▶ Clinton-Dix's three sacks also tied for **No. 3 in the NFL** in 2015 among safeties.
- ▶ During the 2015 regular season, he registered eight-plus tackles in eight games, including setting career highs in both total tackles (12) and solo tackles (11) in the Week 10 game vs. Detroit, in which he also registered an interception.

CONTINUAL IMPACT

In his career, DT **Mike Daniels** has seen his playing time steadily increase as well as his production, earning him a role as a standout on the defense.

- ▶ In Week 2 at Minnesota (2016), he recorded a sack and tied for the team lead with four QB hits. In Week 3, he led the Packers with two QB hits, and he registered a sack in Weeks 8, 12 and 16, while also recovering a fumble in Week 16 as well, the third of his career.
- ▶ In 2015, Daniels led the Packers' defensive line in tackles (66) and sacks (four). He finished third on the team with 12 QB hits.
- ▶ In Week 5 versus St. Louis (2015), he tied for the team lead with a career-best nine tackles (eight solo).
- ▶ Daniels registered his first career interception in Week 16 at Arizona (2015), returning it 23 yards. According to STATS LLC, it was the first interception by a Packers DT since Cullen Jenkins on Oct. 18, 2009. Dating back to 1960, his 23-yard interception return was the longest by a Green Bay DT on an interception.
- ▶ He led Green Bay's defensive line with 5.5 sacks and was the team leader in quarterback hits (19) and pressures (22) during the 2014 regular season.
- ▶ Daniels is fourth on the Packers with 20.0 sacks since the start of the 2013 season. He is **No. 12 among NFL defensive tackles** over that span, according to STATS LLC.
- ▶ Daniels ranks **No. 3 among Packers defensive tackles** in sacks (since 1982), according to STATS LLC:

Packers Defensive Tackles	Sacks (Since 1982)
1. Cullen Jenkins, 2004-10	29.0
2. Santana Dotson, 1996-2001	26.0
3. Mike Daniels, 2012-present	22.0
4t. Cletidus Hunt, 1999-2004	17.0
4t. Corey Williams, 2004-07	17.0
6. Matt Brock, 1989-94	12.5
7. B.J. Raji, 2009-15	11.0

RACKING UP POINTS

K **Mason Crosby** is moving his way up the record books.

- ▶ Crosby passed Ryan Longwell in Week 2 of the 2015 season to become the franchise career points leader:

Player	Career Points
1. Mason Crosby, 2007-16	1,267
2. Ryan Longwell, 1997-2004	1,054
3. Don Hutson, 1935-45	823

- ▶ Crosby's 1,267 points are the **second most by an NFL player in his first 10 seasons** (NE Stephen Gostkowski, 1,330 from 2006-15).
- ▶ Crosby (1,404) passed Longwell (1,119) for the most points scored in the regular and postseason combined in franchise history.
- ▶ Dating back to 2013, Crosby has made 110 field goals during the regular season, **tied for No. 6 in the NFL** over that span.
- ▶ Crosby recorded 122 points during the 2016 season, giving him the 10th 100-point season of his career and **extending his franchise record**. Crosby's 10 seasons with 100-plus points are the **most in the NFL since 2007**. The only other kickers to have 10 or more consecutive seasons of 100-plus points are Jason Elam (16, 1993-2008) and Adam Vinatieri (13, 1996-2008).



PACKERS VS. SEAHAWKS - WEEK 1

ON THE ROAD AGAIN

Green Bay went 7-1 away from Lambeau Field in 2011, with the seven road wins setting a single-season franchise record.

- ▶ The Packers have been able to stay above the .500 mark on the road during Head Coach **Mike McCarthy's** tenure, a notable achievement in the National Football League.
- ▶ Since 2006, McCarthy's first season as the head coach in Green Bay, only nine of 32 NFL teams have regular-season road records above .500.

Team	W-L Record	Pct.
1. New England	63-25-0	.716
2. Dallas	51-37-0	.580
3. Indianapolis	50-38-0	.568
4. Green Bay	49-39-0	.557
5t. Denver	47-41-0	.534
5t. N.Y. Giants	47-41-0	.534
5t. Pittsburgh	47-41-0	.534
8. Philadelphia	46-41-1	.528
9. New Orleans	46-42-0	.523

326 AND COUNTING

Another packed house at Lambeau Field against the Minnesota Vikings in Week 16 brought the stadium's consecutive-sellouts streak to 326 regular-season games (not including replacement games).

- ▶ The league's longest-tenured stadium, Lambeau Field hosted its 60th season of football in 2016. For the victory over Dallas in the Divisional round of the 2014 playoffs, Packers fans set a new Lambeau Field paid-attendance record (79,704).
- ▶ Across American professional sports, only Boston's Fenway Park (1912) and Chicago's Wrigley Field (1914) have longer tenures.

THE LAMBEAU ADVANTAGE

The crown jewel of the National Football League, Lambeau Field has long been known as one of the tougher venues to play in, particularly during the harsh Wisconsin winter.

- ▶ Re-establishing home-field advantage after a 4-4 mark in 2008 was one of the goals of 2009, and with the Packers finishing 6-2 at home, they accomplished that goal. Green Bay followed that up with a 7-1 mark at Lambeau Field in 2010, a perfect 8-0 record in 2011, the first undefeated home mark since 2002, and a 7-1 mark in 2012. The Packers were one of two teams to finish undefeated at home during the 2014 regular season (Denver).
- ▶ Head Coach **Mike McCarthy** stated consistently upon his arrival in Green Bay that one of the team's goals would be to reclaim the mystique of playing at Lambeau Field. Mission accomplished. The team is 65-22-1 (.744) at home in the regular season since 2006, **No. 2 in the NFL**.
- ▶ Since **Ron Wolf** and **Mike Holmgren** began the revitalization of the franchise in 1992, Green Bay owns the best home record in the NFL. A look at the top regular-season home W-L records since the '92 season:

Team	W-L Record	Pct.
1. Green Bay	152-47-1	.763
2. New England	145-55-0	.725
3. Pittsburgh	144-55-1	.723

HOT AT HOME

Since the start of 2009, the Packers have been one of the best teams in the league at home during the regular season:

Team	W-L Record	Pct.
1. New England	57-7-0	.891
2. Green Bay	51-12-1	.805
3. Baltimore	48-16-0	.750
4. Seattle	47-17-0	.734
5. Pittsburgh	46-18-0	.719

IN THE FREE-AGENCY ERA

Talk of unrestricted free agency in the early '90s led many to forecast tough times for the small-town Green Bay Packers.

- ▶ However, Green Bay has remained among the most successful teams since the advent of free agency in 1993. The Packers have won 10 or more games 15 times since '93 and captured 10 division crowns.
- ▶ A look at the most successful teams in the free-agency era:

Team	W-L Since '93	Pct.	Playoff Berths
1. New England	260-124-0	.677	18
2. Green Bay	245-138-1	.639	18
3. Pittsburgh	241-142-1	.629	16
4. Denver	233-151-0	.607	13
5. Indianapolis	225-159-0	.586	16

IN THE LEAGUE RANKINGS 2016 REGULAR SEASON



GREEN BAY (Team)

Category	NFC	NFL
Turnover Margin (+8)	3	6
Points Scored (27.0)	3	4
Points Allowed (24.3)	10	21
Total Offense (368.8)	5	8
Rushing (106.3)	9	20
Passing (262.4)	4	7
Total Defense (363.9)	11	22
vs. Rush (94.7)	5	8
vs. Pass (269.3)	15	31
Third-Down Offense (46.7%)	2	2
Third-Down Defense (41.2%)	11	24
Red-Zone Offense (60.6%)	6	10
Red-Zone Defense (62.2%)	13	28

SEATTLE (Team)

Category	NFC	NFL
Turnover Margin (+1)	7	16
Points Scored (22.1)	9t	18t
Points Allowed (18.3)	2	3
Total Offense (357.2)	7	12
Rushing (99.4)	12	25
Passing (257.8)	6	10
Total Defense (318.7)	3	5
vs. Rush (92.9)	4	7
vs. Pass (225.8)	4	8
Third-Down Offense (38.2%)	9	16
Third-Down Defense (38.7%)	5	12
Red-Zone Offense (46.4%)	14	27
Red-Zone Defense (56.5%)	8	20

GREEN BAY (Individual)

Category	NFC	NFL
Passing: A.Rodgers (104.2)	3	4
Rushing: Montgomery (457)	19	41
Receptions: Nelson (97)	3	5
Rec. Yds.: Nelson (1,257)	4	6
Interceptions: Clinton-Dix (5)	2t	5t
Sacks: Perry (11.0)	5t	8t













SEATTLE (Individual)

Category	NFC	NFL
Passing: R.Wilson (92.6)	8	14
Rushing: Michael (469)	16	34
Receptions: Baldwin (94)	5	7
Rec. Yds.: Baldwin (1,128)	7	11
Interceptions: Sherman (4)	6t	11t
Sacks: Cliff (11.5)	4	6t



2017 SCHEDULE NOTES

2017 OPPONENTS

		NFL Rank (2016)	
		Record	Offense Defense
	Seattle Seahawks.....(10-5-1)	12	5
	at Atlanta Falcons(11-5)	2	25
	Cincinnati Bengals(6-9-1)	13	17
	Chicago Bears(3-13)	15	15
	at Dallas Cowboys(13-3)	5	14
	Minnesota Vikings(8-8)	28	3
	New Orleans Saints(7-9)	1	27
	Detroit Lions.....(9-7)	21	18
	Baltimore Ravens(8-8)	17	7
	at Pittsburgh Steelers..(11-5)	7	12
	Tampa Bay Buccaneers..(9-7)	18	23
	at Cleveland Browns...(1-15)	30	31
	at Carolina Panthers ...(6-10)	19	21

A LOOK AT THE SCHEDULE

The Green Bay Packers' 97th NFL regular-season schedule – highlighted by five prime-time contests (subject to flexible scheduling) – was released April 20 by the National Football League.

- ▶ It will be the first regular season that has the Packers playing home games on a Saturday, Thursday and Monday.
- ▶ Green Bay's schedule includes six games against 2016 playoff teams. Two of those contests (Detroit, Seattle) will be at Lambeau Field, while four (Atlanta, Dallas, Detroit, Pittsburgh) will come on the road. The Packers will play two teams (Atlanta, Dallas) that it played during the 2016 regular and postseason.
- ▶ For the first time since 2012, the Packers open the season at home, and will play three of their first four games at Lambeau Field.
- ▶ In Week 1, Green Bay will host the Seattle Seahawks, marking the third consecutive regular season that the Packers have played the Seahawks at home. Green Bay is 10-3 against the Seahawks at home during the regular and postseason, including seven straight wins.
- ▶ For the second straight season, the Packers will play a prime-time game on the road in Week 2, traveling to Atlanta for an NFC Championship rematch with the Falcons. Nine of the last 10 regular-season matchups between the two have been decided by eight points or less, including six by three or fewer points.
- ▶ Week 3 will see the Cincinnati Bengals play in Green Bay for just the sixth time, and Week 4 has the Packers hosting the Chicago Bears on a Thursday night for the third consecutive season (12th straight year in primetime). The division rivals square off in a prime-time contest for the 12th straight season.
- ▶ Green Bay will begin October with back-to-back road games. The Packers will first travel to play the Dallas Cowboys, marking the fourth matchup between the two clubs since 2015 (including postseason), and then will face the Vikings in Minnesota in Week 6.
- ▶ In Week 7, the New Orleans Saints visit Lambeau, their latest trip by date to Wisconsin since playing the Packers in Milwaukee on Nov. 17, 1985.
- ▶ The Packers have a Week 8 bye, the latest bye week for Green Bay since 2014 (Week 9).
- ▶ Green Bay hosts the Detroit Lions on *Monday Night Football* in Week 9, marking the third time the two teams have met on MNF and the first since 1972. Green Bay swept the regular-season series with the Lions last season for the first time since 2012 and for the seventh time under McCarthy.
- ▶ In Week 10, Green Bay will face the Bears in Chicago, a place they have won in the regular season each of the last six years.
- ▶ After welcoming the Baltimore Ravens to Lambeau Field in Week 11 for just the fourth time, the Packers will travel to Pittsburgh to play the Steelers in a Sunday night matchup in Week 12.
- ▶ After stopping back in Green Bay in Week 13 to play Tampa Bay, the Buccaneers' first December trip to Lambeau since 2000, the Packers will begin a stretch of three road games in four weeks with a trip to Cleveland in Week 14. It is the first time since 2009 that Green Bay will finish the regular season with three of the final four games taking place on the road.
- ▶ The Packers will finish their slate against the NFC South when they play at the Carolina Panthers in Week 15.
- ▶ For the second consecutive season, Green Bay will host the Vikings on a Saturday in Week 16. The Packers have won their last five regular-season games played on Saturdays.
- ▶ Green Bay will close out the regular season at Detroit for the second consecutive year, marking the first time it has finished the regular season on the road against the same team in back-to-back seasons since 1991-92 (Minnesota).



PACKERS STARTERS – OFFENSE

WR Jordy Nelson, 10th Year, Kansas State, D2a-08

- ▶ Led the NFL with 14 receiving touchdowns in 2016.
- ▶ Became the first player in franchise history to record 13-plus receiving touchdowns in three different seasons (2011, 2014, 2016). His three seasons of 13-plus TD receptions tie Pro Football Hall of Famers Lance Alworth, Cris Carter and Marvin Harrison for the fourth most in NFL history.
- ▶ Has 63 career receiving TDs, No. 3 in Packers history.
- ▶ Missed all of the 2015 season due to a knee injury.
- ▶ Finished the 2014 regular season ranked fourth in the NFL in receiving yards (1,519), seventh in receptions (98) and tied for second in receiving touchdowns (13). Earned first selection to the Pro Bowl.
- ▶ Led the team in 2013 with 85 catches for 1,314 yards and eight TDs. Ranked No. 10 in the NFL that season in receiving yards.
- ▶ With 15 TD catches in 2011, became only the third player in franchise history to catch 15 or more TDs in a season, joining WRs Sterling Sharpe (18 in 1994) and Don Hutson (17 in 1942).

LT David Bakhtiari, 5th Year, Colorado, D4a-13

- ▶ Named to first career Pro Bowl in 2016.
- ▶ Has started all but two games at LT since the start of the 2013 regular season. Missed the final two games of the 2015 regular season due to injury.
- ▶ Started all 16 games at left tackle in 2013, the only rookie in the NFL to do so in 2013 and the first Packer rookie to do so since the league went to a 16-game schedule in 1978.
- ▶ Became just the fourth Green Bay rookie to start at LT in the season opener since the 1970 AFL-NFL merger and the first since 1985.

LG Lane Taylor, 5th Year, Oklahoma State, FA-13

- ▶ Has played in 46 regular-season games for Green Bay with 18 starts, including starting all 16 games at LG in 2016.
- ▶ Made the first starts of his career in 2015, opening at RG at Detroit in Week 13 in place of an injured T.J. Lang and at LG in Week 17 vs. Minnesota with Josh Sitton sliding to LT in place of an injured David Bakhtiari.
- ▶ A four-year letterman at OSU, starting 47 of 50 games played at right guard. Unanimous first-team All-Big 12 selection by the conference's coaches as a senior.

C Corey Linsley, 4th Year, Ohio State, D5a-14

- ▶ Started all nine games he appeared in at C during the 2016 regular season. Was on reserve/physically unable to perform for the entire pre-season and the first seven regular-season games.
- ▶ Started 29 games and four postseason contests in his first two seasons.
- ▶ First rookie center to start for Green Bay in Week 1 since the merger.
- ▶ Was the first rookie center to start every game for the Packers since the league went to a 16-game schedule in 1978.
- ▶ Named to PFWA's All-Rookie team, the first Green Bay center to be honored since its inception in 1974.

RG Jahri Evans, 12th Year, Bloomsburg, UFA (NO)-17

- ▶ Selected to six Pro Bowls (2009-14) and has been named first-team All-Pro by *The Associated Press* four times (2009-12).
- ▶ Has started all 169 games he has played in since entering the league in 2006, the most games played by an active NFL offensive lineman over that span.
- ▶ Started all 16 games in nine of his 11 seasons in New Orleans (2006-16), missing just seven contests due to injury.
- ▶ Helped the Saints finish in the top six in the NFL in total offense in all 11 of his seasons in New Orleans (2006-16), including six No. 1 rankings (2006, 2008-09, 2011, 2014, 2016).
- ▶ Entered the NFL with New Orleans in 2006 as a fourth-round pick (No. 108 overall) out of Bloomsburg (Pa.) University, where he was a finalist for the Gene Upshaw Player of the Year Award in both of his final two seasons.

RT Bryan Bulaga, 8th Year, Iowa, D1-10

- ▶ Has started 43 of 48 games since the start of the 2014 season.
- ▶ Missed the second part of the 2012 season after suffering a hip injury vs. Arizona on Nov. 4 and missed all of the 2013 season after injuring his knee on Aug. 3.
- ▶ Started 37 games at RT in his first three seasons in the league.
- ▶ Started the final 12 games of 2010 and the entire postseason at right tackle after taking over for veteran Mark Tauscher (shoulder).
- ▶ Named to the *Pro Football Weekly*/PFWA All-Rookie team in 2010.
- ▶ Capped his rookie season by becoming the youngest player at the time, according to STATS LLC, to ever start in the Super Bowl (21 years, 322 days).

TE Martellus Bennett, 10th Year, Texas A&M, UFA (NE)-17

- ▶ Has posted 50-plus receptions in each season from 2012-16, one of only three tight ends in the league (Greg Olsen, Jason Witten) to do so over that span.
- ▶ Posted a career-high three 100-yard receiving games in 2016 with the Patriots, tied for No. 2 in the NFL among TEs, and a career-best seven TD catches, tied for No. 3 in the league among TEs.
- ▶ Registered a career-high 90 receptions with the Chicago Bears in 2014, the most among NFL tight ends that season, on his way to earning Pro Bowl recognition.
- ▶ Entered the NFL in 2008 as a second-round pick (No. 61 overall) with Dallas and went on to play four seasons with the Cowboys (2008-11). Also played one season with the N.Y. Giants (2012), three with the Bears (2013-15) and one with the Patriots (2016).

WR Randall Cobb, 6th Year, Kentucky, D2-11

- ▶ Finished No. 3 on the team with 60 receptions in 2016 despite missing three games due to injury.
- ▶ Led the team with a 13.5-yard punt-return average in 2016.
- ▶ Posted the 12th 100-yard receiving game of his career in Week 4 (108 on nine receptions) and tied his single-game high for receptions (11 for 95 yards and a TD) in Week 7.
- ▶ Led the team in receptions (79), was No. 2 in receiving yards (829) and was No. 3 in touchdown receptions (six) in 2015.
- ▶ Set a new single-season career high with five 100-yard receiving games during the 2014 season (three-2012). Earned first trip to the Pro Bowl.
- ▶ His career-best 91 receptions in 2014 are the eighth most in team history.
- ▶ Finished the regular season tied for fourth in the NFL with 12 touchdown receptions in 2014.
- ▶ Set a franchise single-season record with a league-high 2,342 combined net yards in 2012, topping the previous team mark of 2,250 yards by RB Ahmad Green in 2003.

QB Aaron Rodgers, 12th Year, California, D1-05

- ▶ In 135 regular-season starts (90-45 record), has posted 49 games with 300-plus passing yards, 81 without an interception and 76 with a 100-plus passer rating (min. 15 attempts).
- ▶ Earned his sixth selection to the Pro Bowl in 2016, the second-most selections by a Green Bay quarterback behind Brett Favre's nine (1992-93, 1995-97, 2001-03, 2007).
- ▶ His career passer rating of 104.1 ranks No. 1 in NFL history.
- ▶ Finished the 2014 regular season ranked No. 2 in the NFL in passer rating (112.2), touchdown percentage (7.3), No. 1 in interception percentage (1.0) and No. 3 in touchdown passes (38).
- ▶ Recorded a passer rating of at least 120.0 in seven regular-season games in 2014, setting a single-season career high and tying for the third most in a single season in the NFL, dating back to 1960.
- ▶ Posted 21,332 passing yards from 2008-12, which ranks No. 1 in league history for the most passing yards by a QB in his first five seasons as a starter (previous record was Peyton Manning, 20,618, 1998-2002).
- ▶ In 2011, set an NFL record with a 122.5 passer rating and set franchise marks for TD passes (45), passing yards (4,643), completion percentage (68.3), yards per attempt (9.25) and 300-yard games (eight) on his way to earning NFL Most Valuable Player honors from *The Associated Press*.

RB Ty Montgomery, 2nd Year, Stanford, D3-15

- ▶ After being converted from wide receiver to running back during the 2016 season, started six games at RB, including the final four of the regular season.
- ▶ In Week 15 at Chicago (2016), rushed for 162 yards on 16 carries and two touchdowns. His 162 yards were the most by a Packers player in a single game since Dec. 11, 2005 (Samkon Gado, 171 yards on 29 carries, 5.9 avg.). Dating back to 1960, his 10.13 yards-per-carry average was the third highest (min. 15 carries) by a Green Bay player.
- ▶ Played in six games with three starts as a rookie in 2015 before an ankle injury sustained in Week 6 sidelined him for the remainder of the season.
- ▶ Posted 5,190 all-purpose yards at Stanford (334 rushing, 2,125 receiving, 238 PR, 2,493 KOR), the fourth most in school history at the time.

FB Aaron Ripkowski, 2nd Year, Oklahoma, D6a-15

- ▶ Started eight of 16 games played in the 2016 regular season.
- ▶ Scored his first career rushing touchdown in Week 12 (2016) and followed it up with one in Week 13.
- ▶ Led the team and set career highs in Week 17 (2016) at Detroit with 61 rushing yards on nine carries (6.8 avg.)
- ▶ Played in 15 games as a rookie, seeing action primarily on special teams. Tied for No. 4 on the team with nine special teams tackles.



PACKERS STARTERS – DEFENSE

DE Dean Lowry, 2nd Year, Northwestern, D4b-16

- ▶ Saw action in 15 games as a rookie (2016) and registered 14 tackles (eight solo), two sacks, three tackles for a loss, nine QB pressures and three QB hits. Also appeared in all three postseason contests and posted two tackles (one solo) and a QB pressure.
- ▶ Posted sacks in back-to-back games in 2016, recording one in Week 13 vs. Houston and one in Week 14 vs. Seattle.
- ▶ Played in 48 games with 33 starts for Northwestern and registered 134 tackles (83 solo), 31½ tackles for a loss, 12½ sacks, three interceptions (one returned for a TD), 21 passes defended, three fumble recoveries and three forced fumbles.
- ▶ Earned second-team All-Big Ten honors as a senior in 2015 after posting 46 tackles (27 solo), 13½ tackles for a loss (second on the team), three sacks, an interception, a fumble recovery and seven passes defended.

NT Kenny Clark, 2nd Year, UCLA, D1-16

- ▶ Finished the 2016 regular season No. 3 on the GB defensive line in tackles (33).
- ▶ Became the youngest player to appear in a season opener for the Packers since Arnie Herber (20 years old) in 1930.
- ▶ Earned third-team All-America honors from *The Associated Press* and first-team All-Pacific-12 recognition from the coaches and media as a junior in 2015.
- ▶ Was a team co-captain in '15 and recorded career highs in tackles (75), tackles for a loss (11) and sacks (six). Also ranked third on the team with five pass breakups.

DT Mike Daniels, 6th Year, Iowa, D4a-12

- ▶ Leads Packers defensive linemen with 20.0 sacks since the start of the 2013 regular season.
- ▶ Led the defensive line in both tackles and sacks in 2014 and 2015.
- ▶ Returned a fumble 43 yards for a TD vs. Detroit in Week 14 of 2012, the longest fumble return for a TD by a rookie in franchise history.
- ▶ Starred as an interior pass rusher at Iowa, posting a team-high 24.5 tackles for a loss and 13 sacks from 2010-11.

LOLB Clay Matthews, 9th Year, Southern California, D1b-09

- ▶ Despite injuries forcing him to miss four games and limiting him in six others, finished No. 3 on the team with five sacks in 2016.
- ▶ For the first time in his career, recorded at least one sack in each of the first three regular-season games he played in (2016).
- ▶ Selected to his sixth Pro Bowl and first as an inside linebacker in 2015 after recording 6.5 sacks (second on the team), 15 QB hits (No. 1 on the team) and a career-high 85 tackles (No. 2 on the team).
- ▶ With 72.5 career sacks, passed Reggie White (68.5) for the second-most sacks in Packers history (Kabeer Gbaja-Biamila, 74.5).
- ▶ With a team-high 11.0 sacks in 2014, is tied for the most 10-plus sack seasons in franchise history (four).
- ▶ Is the only player in franchise history to score a defensive TD (interception or fumble return) in each of his first three seasons in the NFL (2009-11).

ILB Jake Ryan, 3rd Year, Michigan, D4-15

- ▶ Finished No. 2 on the team with 84 tackles during the 2016 regular season.
- ▶ Started the final five games of the regular season and both playoff contests in 2015.
- ▶ Recorded a team-best nine tackles (eight solo) and one fumble recovery in Week 13 (2015) at Detroit in his first pro start.
- ▶ Served as a team captain for his final two seasons at Michigan and was a three-time winner (2012-14) of the Roger Zatkoff Award, given to the Wolverines top linebacker. He was the only player to win the award (est. 1991) three times.
- ▶ Joined LB John Anderson (first round, 26th overall) as the only Michigan linebackers ever drafted by Green Bay.
- ▶ Started 41 of 46 games played in college, appearing at inside linebacker as a senior after spending his first three seasons at outside linebacker and defensive end.

ILB Blake Martinez, Rookie, Stanford, D4a-16

- ▶ Started nine of 13 games he played in 2016 during the regular season, missing Weeks 12-14 due to injury.
- ▶ Became the first rookie to start on defense for Green Bay in Week 1 since LB Nick Perry in 2012.
- ▶ Finished collegiate career with 257 tackles (137 solo), 13.5 tackles for a loss, 6.5 sacks, five interceptions and five forced fumbles in 51 games played.

- ▶ Started all 27 games played in his final two seasons, leading the team in tackles as a junior (102) and senior (141).
- ▶ Led the Pacific-12 and ranked No. 7 nationally with 141 tackles (75 solo) as a senior, averaging a conference-best 10.1 tackles per game.

ROLB Nick Perry, 6th Year, Southern California, D1-12

- ▶ Led the team with a career-high 11.0 sacks in 2016.
- ▶ Registered multiple sacks in each of his first five seasons in the NFL and has posted a two-sack game in each of the last four seasons (2013-16).
- ▶ Has totaled seven sacks in eight playoff games, including 3.5 in the 2015 postseason, which tied Clay Matthews (2010) for the franchise record in a single postseason.
- ▶ His seven postseason sacks rank No. 3 in franchise history (since 1982) behind Matthews (11) and Reggie White (eight).

LCB Davon House, 7th Year, New Mexico State, FA-17

- ▶ Rejoins the Packers after spending the 2015-16 seasons with the Jacksonville Jaguars, starting 19 of 32 games played.
- ▶ In 2015, his first season in Jacksonville, set career highs in starts (15), tackles (60), solo tackles (49), passes defended (23, franchise single-season record) and interceptions (four).
- ▶ Despite missing three regular-season games with a shoulder injury in 2014, his 11 passes defended tied for No. 4 on the Packers.
- ▶ After seeing action in two games as a rookie (2011), appeared in 25 games for Green Bay between 2012-13, starting five games in each season.
- ▶ Was the first player to be drafted by the Packers out of New Mexico State in franchise history, and was the first Aggie drafted since S Siddeeq Shabazz (Oakland, seventh round) in 2003.

RCB Damarious Randall, 3rd Year, Arizona State, D1-15

- ▶ Was second on the team with three interceptions in 2016 despite missing six games due to injury.
- ▶ Played in 15 games with nine starts (six at LCB, two at RCB, one in the slot) in 2015 and tied for the team lead and No. 2 among NFL rookies with three interceptions, including one he returned for a TD. Finished with a team-best 16 passes defended.
- ▶ Named the NFL's Defensive Rookie of the Month for November 2015, joining CB Casey Hayward (October 2012) as the only Green Bay defensive backs to win the award.
- ▶ Earned first-team All-Pacific-12 honors at safety as a senior in 2014 after he led the Sun Devils in tackles (106) and passes defended (12) and tied for the team lead with three interceptions.

SS Morgan Burnett, 8th Year, Georgia Tech, D3-10

- ▶ Tied for No. 1 among NFL safeties with a career-best three sacks last season. Finished No. 1 on the team in tackles (92).
- ▶ Missed five games due to injury in 2015, but finished No. 4 on the team with 54 solo tackles.
- ▶ Totaled a team-high 125 tackles in 2014, the second most of his career (137 in 2012). Ranked No. 2 on the team with 106 tackles (77 solo) in 2013, despite missing the first three games due to injury. Recovered three fumbles, including one for a TD, and added nine passes defended.
- ▶ Participated in all 1,088 plays for Green Bay's defense in 2012, one of only four non-OL in the NFL to appear in 100 percent of his team's snaps.
- ▶ Started the first four games of the 2010 season at SS before sustaining a season-ending knee injury vs. Detroit in Week 4.

FS Ha Ha Clinton-Dix, 4th Year, Alabama, D1-14

- ▶ Named to his first career Pro Bowl in 2016. His career-best five interceptions tied for No. 5 in the NFL last season and tied for No. 1 among safeties. It was the most interceptions by a Packers safety in a single season since Charles Woodson (seven) and Charlie Peprah (five) in 2011.
- ▶ In 2016, posted a career-high two interceptions in both Week 9 and Week 14, becoming the first Packer to have two two-INT games in a season since Woodson in 2011.
- ▶ Led the team in tackles in 2015 with 117 (97 solo) and was tied for fourth on the team in interceptions (two).
- ▶ According to STATS, his three sacks during the 2015 regular season tied for the fifth most in a single regular season by a Packers safety (since 1982) and the most since Mark Roman recorded 3.5 in 2004.
- ▶ Started every game in 2015 after starting 10 of 16 games as a rookie when he finished second on the team in tackles (95).
- ▶ Was a consensus All-America selection in 2013 as a junior, earning first-team recognition from *The Associated Press*, the Football Writers Association of America and *Sporting News*.



2017 PRESEASON STATISTICS

	Packers	Opponents
TOTAL FIRST DOWNS	68	65
Rushing.....	22	16
Passing.....	35	42
Penalty.....	11	7
3rd Down: Made/Att.....	19/55	19/55
3rd Down Pct.....	34.5	32.2
4th Down: Made/Att.....	3/7	3/7
4th Down Pct.....	42.9	42.9
POSSESSION AVG.	31:41	28:19
TOTAL NET YARDS	1034	1166
Avg. Per Game.....	258.5	291.5
Total Plays.....	251	262
Avg. Per Play.....	4.1	4.5
NET YARDS RUSHING	402	303
Avg. Per Game.....	100.5	75.8
Total Rushes.....	102	96
NET YARDS PASSING	632	863
Avg. Per Game.....	158.0	215.8
Sacked/Yards Lost.....	19/160	6/32
Gross Yards.....	792	895
Att./Completions.....	130/84	160/96
Completion Pct.....	64.6	60.0
HAD INTERCEPTED	1	5
PUNTS/AVERAGE	24/45.7	23/45.4
Net Punting Avg.....	24/43.5	23/38.1
PENALTIES/YARDS	29/247	30/225
FUMBLES/BALL LOST	9/3	9/3
TOUCHDOWNS	11	6
Rushing.....	4	1
Passing.....	6	5
Returns.....	1	0

SCORE BY PERIODS

	Q1	Q2	Q3	Q4	OT	PTS
PACKERS	24	31	3	28	0	86
OPPONENTS	16	13	20	7	0	56

SCORING

	TD	-Ru	-Pa	-Rt	K-PAT	FG	S	PTS
Mason Crosby.....	0	0	0	0	11/11	3/4	0	20
Brett Hundley.....	2	2	0	0		0	0	12
Aaron Jones.....	2	0	2	0		0	0	12
Martellus Bennett.....	1	0	1	0		0	0	6
Michael Clark.....	1	0	1	0		0	0	6
Trevor Davis.....	1	0	0	1		0	0	6
Taysom Hill.....	1	1	0	0		0	0	6
Jeff Janis.....	1	0	1	0		0	0	6
Ty Montgomery.....	1	1	0	0		0	0	6
Aaron Peck.....	1	0	1	0		0	0	6
PACKERS	11	4	6	1	11/11	3/4	0	86
OPPONENTS	6	1	5	0	5/5	5/6	0	56

2-Pt Conversions: Packers 0-0, Opponents 0-1

SACKS: Reggie Gilbert 2, Mike Daniels 1, LaDarius Gunter 1, Nick Perry 1, Brian Price 1, PACKERS 6, OPPONENTS 19

RUSHING

	No	Yds	Avg	Long	TD
Aaron Jones.....	19	105	5.5	28	0
Taysom Hill.....	10	71	7.1	23t	1
Jamaal Williams.....	25	61	2.4	6	0
Devante Mays.....	16	43	2.7	7	0
Brett Hundley.....	8	32	4.0	13t	2
Ty Montgomery.....	6	31	5.2	25	1
Kalif Phillips.....	12	30	2.5	10	0
Aaron Rodgers.....	2	15	7.5	13	0
Joe Callahan.....	1	11	11.0	11	0
Trevor Davis.....	1	3	3.0	3	0
William Stanback.....	2	0	0.0	0	0
PACKERS	102	402	3.9	28	4
OPPONENTS	96	303	3.2	16t	1

PASSING

	Att	Cmp	Yds	Cmp%	Yds/Att	TD	TD%	Int	Int%	Long	Sack/Lost	Rating
Brett Hundley.....	76	48	482	63.2	6.34	3	3.9	1	1.3	38	11/99	88.8
Joe Callahan.....	21	13	112	61.9	5.33	0	0.0	0	0.0	34	4/29	75.9
Taysom Hill.....	20	14	149	70.0	7.45	2	10.0	0	0.0	46	3/21	124.8
Aaron Rodgers.....	13	9	49	69.2	3.77	1	7.7	0	0.0	11	1/11	101.1
PACKERS	130	84	792	64.6	6.09	6	4.6	1	0.8	46	19/160	93.5
OPPONENTS	160	96	895	60.0	5.59	5	3.1	5	3.1	43	6/32	72.8

RECEIVING

	No	Yds	Avg	Long	TD
Max McCaffrey.....	8	85	10.6	34	0
Geronimo Allison.....	7	75	10.7	25	0
Kalif Phillips.....	6	32	5.3	13	0
Aaron Jones.....	6	12	2.0	9	2
Jeff Janis.....	5	92	18.4	38	1
Trevor Davis.....	5	62	12.4	20	0
Devante Mays.....	5	56	11.2	20	0
Jamaal Williams.....	4	52	13.0	20	0
Davante Adams.....	4	37	9.3	18	0
Michael Clark.....	4	34	8.5	12	1
Randall Cobb.....	4	21	5.3	11	0
DeAngelo Yancey.....	3	67	22.3	46	0
Aaron Peck.....	3	39	13.0	25t	1
Martellus Bennett.....	3	23	7.7	13	1
Jordy Nelson.....	3	23	7.7	11	0
Malachi Dupre.....	3	19	6.3	8	0
Ty Montgomery.....	2	11	5.5	8	0
Aaron Ripkowski.....	2	9	4.5	5	0
Lance Kendricks.....	2	8	4.0	4	0
Joe Kerridge.....	2	5	2.5	3	0
Richard Rodgers.....	1	15	15.0	15	0
Montay Crockett.....	1	12	12.0	12	0
Emanuel Byrd.....	1	3	3.0	3	0
PACKERS	84	792	9.4	46	6
OPPONENTS	96	895	9.3	43	5

INTERCEPTIONS

	No	Yds	Avg	Long	TD
Kentrell Brice.....	1	42	42.0	42	0
Joe Thomas.....	1	30	30.0	30	0
Donatello Brown.....	1	22	22.0	22	0
Marwin Evans.....	1	1	1.0	1	0
LaDarius Gunter.....	1	0	0.0	0	0
PACKERS	5	95	19.0	42	0
OPPONENTS	1	6	6.0	6	0

PUNTING

	No	Yds	Avg	Net	TB	In 20	LG	Blk
Justin Vogel.....	24	1097	45.7	43.5	1	9	60	0
PACKERS	24	1097	45.7	43.5	1	9	60	0
OPPONENTS	23	1045	45.4	38.1	0	10	57	0

PUNT RETURNS

	Ret	FC	Yds	Avg	Long	TD
Trevor Davis.....	5	1	122	24.4	68t	1
Max McCaffrey.....	4	2	32	8.0	17	0
Quinten Rollins.....	1	0	14	14.0	14	0
PACKERS	10	3	168	16.8	68t	1
OPPONENTS	14	5	32	2.3	14	0

KICKOFF RETURNS

	No	Yds	Avg	Long	TD
Jeff Janis.....	6	129	21.5	26	0
Aaron Jones.....	2	43	21.5	23	0
PACKERS	8	172	21.5	26	0
OPPONENTS	6	109	18.2	28	0

FIELD GOALS

	1-19	20-29	30-39	40-49	50+
Mason Crosby.....	0/0	1/1	1/1	0/0	1/2
PACKERS	0/0	1/1	1/1	0/0	1/2
OPPONENTS	0/0	3/3	1/1	1/2	0/0

Crosby: (39G) (1) (52G, 61N) (28G)
Opponents: (46N, 25G) (34G) (28G, 46G) (27G)



2017 PRESEASON DEFENSIVE STATISTICS

Unofficial totals (based on press box statistics), through Aug. 31 vs. L.A. Rams

SPECIAL TEAMS

Player	Total			Sacks/ Yards	Int/ Yards	Fum Rec	For Fum	Pass Def
	Tackles	Solo	Asst					
Marwin Evans	17	12	5	0.0/0.0	1/1	0	0	3
Josh Hawkins	14	11	3	0.0/0.0	0/0	0	0	4
Josh Jones	14	10	4	0.0/0.0	0/0	0	1	0
Derrick Mathews	13	11	2	0.0/0.0	0/0	0	0	0
Lenzy Pipkins	11	11	0	0.0/0.0	0/0	0	0	1
Joe Thomas	11	9	2	0.0/0.0	1/30	0	0	1
Brian Price	11	6	5	1.0/0.0	0/0	1	2	0
Blake Martinez	10	8	2	0.0/0.0	0/0	0	1	0
Jake Ryan	9	6	3	0.0/0.0	0/0	0	0	0
Daquan Holmes	8	4	4	0.0/0.0	0/0	0	0	3
Donatello Brown	7	6	1	0.0/0.0	1/22	0	0	4
Johnathan Calvin	7	5	2	0.0/0.0	0/0	0	0	0
Reggie Gilbert	7	4	3	2.0/8.0	0/0	0	0	0
Quinten Rollins	6	6	0	0.0/0.0	0/0	0	0	0
Kentrell Brice	6	5	1	0.0/0.0	1/42	0	0	1
David Talley	6	4	2	0.0/0.0	0/0	0	0	0
Kevin King	5	5	0	0.0/0.0	0/0	0	0	2
Damarius Randall	5	4	1	0.0/0.0	0/0	0	0	0
Aaron Taylor	5	4	1	0.0/0.0	0/0	0	0	1
Josh Letuligasenoa	5	3	2	0.0/0.0	0/0	0	0	0
Morgan Burnett	5	2	3	0.0/0.0	0/0	0	0	1
LaDarius Gunter	5	2	3	1.0/6.0	1/0	1	1	1
Kenny Clark	4	4	0	0.0/0.0	0/0	0	0	0
Jordan Tripp	4	3	1	0.0/0.0	0/0	0	0	0
Jayrone Elliott	4	2	2	0.0/0.0	0/0	0	0	0
Ricky Jean Francois	4	2	2	0.0/0.0	0/0	0	0	0
Cody Heiman	4	1	3	0.0/0.0	0/0	0	0	0
Christian Ringo	4	1	3	0.0/0.0	0/0	1	0	0
Raysean Pringle	3	3	0	0.0/0.0	0/0	0	0	0
Izaah Lunsford	3	1	2	0.0/0.0	0/0	0	0	0
Nick Perry	3	1	2	1.0/8.0	0/0	0	0	0
Jermaine Whitehead	3	1	2	0.0/0.0	0/0	0	0	1
Mike Daniels	2	2	0	1.0/10.0	0/0	0	0	1
Calvin Heurtelou	2	2	0	0.0/0.0	0/0	0	0	0
Kyler Fackrell	2	1	1	0.0/0.0	0/0	0	0	0
Clay Matthews	2	1	1	0.0/0.0	0/0	0	0	0
Ha Ha Clinton-Dix	1	1	0	0.0/0.0	0/0	0	0	1
Davon House	1	1	0	0.0/0.0	0/0	0	0	0
Dean Lowry	1	1	0	0.0/0.0	0/0	0	0	0
Totals	234	166	68	6.0/32.0	5/95	3	5	25

Player	TT	FR	FF
Jeff Janis	3	0	0
Kentrell Brice	2	0	0
Marwin Evans	2	0	0
Josh Hawkins	2	0	0
Josh Jones	2	0	0
Kevin King	2	0	0
Devante Mays	2	0	0
Trevor Davis	1	0	0
Kyler Fackrell	1	0	0
Reggie Gilbert	1	0	0
Cody Heiman	1	0	0
Joe Kerridge	1	0	0
Blake Martinez	1	0	0
Raysean Pringle	1	0	0
Jamaal Williams	1	0	0
Totals	23	0	0

MISCELLANEOUS TACKLES

Player	Tackles
Trevor Davis	1
Jahri Evans	1
Joe Kerridge	1
Totals	3



2016 REGULAR-SEASON STATISTICS

	Packers	Opponents
TOTAL FIRST DOWNS	349	329
Rushing	91	80
Passing	222	227
Penalty	36	22
3rd Down: Made/Att.	98/210	82/199
3rd Down Pct.	46.7	41.2
4th Down: Made/Att.	7/17	12/18
4th Down Pct.	41.2	66.7
POSSESSION AVG.	31:14	28:46
TOTAL NET YARDS	5900	5823
Avg. Per Game	368.8	363.9
Total Plays	1029	987
Avg. Per Play	5.7	5.9
NET YARDS RUSHING	1701	1515
Avg. Per Game	106.3	94.7
Total Rushes	374	376
NET YARDS PASSING	4199	4308
Avg. Per Game	262.4	269.3
Sacked/Yards Lost	35/246	40/295
Gross Yards	4445	4603
Att./Completions	620/403	571/370
Completion Pct.	65.0	64.8
HAD INTERCEPTED	8	17
PUNTS/AVERAGE	56/43.2	59/42.8
Net Punting Avg.	39.1	38.5
PENALTIES/YARDS	100/827	109/964
FUMBLES/BALL LOST	21/9	13/8
TOUCHDOWNS	51	45
Rushing	11	11
Passing	40	32
Returns	0	2

SCORE BY PERIODS	Q1	Q2	Q3	Q4	OT	PTS
PACKERS	93	145	59	135	0	432
OPPONENTS	82	122	62	122	0	388

SCORING	TD	-Ru	-Pa	-Rt	K-PAT	FG	S	PTS
Mason Crosby	0	0	0	0	44/47	26/30	0	122
Jordy Nelson	14	0	14	0			0	84
Davante Adams	12	0	12	0			0	74
Aaron Rodgers	4	4	0	0			0	26
Randall Cobb	4	0	4	0			0	24
Ty Montgomery	3	3	0	0			0	18
Aaron Ripkowski	3	2	1	0			0	18
Geronimo Allison	2	0	2	0			0	12
Jeff Janis	2	1	1	0			0	12
Richard Rodgers	2	0	2	0			0	12
James Starks	2	0	2	0			0	12
Jared Cook	1	0	1	0			0	6
Trevor Davis	1	0	1	0			0	6
Christine Michael	1	1	0	0			0	6
PACKERS	51	11	40	0	44/47	26/30	0	432
OPPONENTS	45	11	32	2	37/40	27/29	0	388

2-Pt Conversions: D. Adams, A. Rodgers, Packers 2-4, Opponents 0-5

SACKS: Nick Perry 11, Julius Peppers 7.5, Clay Matthews 5, Mike Daniels 4, Morgan Burnett 3, Kyle Fackrell 2, Dean Lowry 2, Jayrone Elliott 1, Micah Hyde 1, Datone Jones 1, Blake Martinez 1, Team 1, Clinton-Dix 0.5, PACKERS 40, OPPONENTS 35

RUSHING	No	Yds	Avg	Long	TD
Ty Montgomery	77	457	5.9	61	3
Aaron Rodgers	67	369	5.5	23	4
Eddie Lacy	71	360	5.1	31	0
Aaron Ripkowski	34	150	4.4	15	2
James Starks	63	145	2.3	11	0
Christine Michael	31	114	3.7	42t	1
Jeff Janis	2	38	19.0	19t	1
Randall Cobb	10	33	3.3	14	0
Don Jackson	10	32	3.2	7	0
Knile Davis	5	5	1.0	4	0
Joe Kerridge	1	0	0.0	0	0
Brett Hundley	3	-2	-0.7	0	0
PACKERS	374	1701	4.5	61	11
OPPONENTS	376	1515	4.0	75t	11

PASSING	Att	Cmp	Yds	Cmp%	Yds/Att	TD	TD%	Int	Int%	Long	Sack/Lost	Rating
Aaron Rodgers	610	401	4428	65.7	7.26	40	6.6	7	1.1	66t	35/246	104.2
Brett Hundley	10	2	17	20.0	1.70	0	0.0	1	10.0	9	0/0	0.0
PACKERS	620	403	4445	65.0	7.17	40	6.5	8	1.3	66t	35/246	102.3
OPPONENTS	571	370	4603	64.8	8.06	32	5.6	17	3.0	73t	40/295	95.9

RECEIVING	No	Yds	Avg	Long	TD
Jordy Nelson	97	1257	13.0	60	14
Davante Adams	75	997	13.3	66t	12
Randall Cobb	60	610	10.2	47	4
Ty Montgomery	44	348	7.9	24	0
Jared Cook	30	377	12.6	47	1
Richard Rodgers	30	271	9.0	22	2
James Starks	19	134	7.1	31t	2
Geronimo Allison	12	202	16.8	39	2
Jeff Janis	11	93	8.5	25	1
Aaron Ripkowski	9	46	5.1	9	1
Justin Perillo	4	35	8.8	13	0
Eddie Lacy	4	28	7.0	17	0
Trevor Davis	3	24	8.0	9t	1
Christine Michael	2	11	5.5	10	0
Knile Davis	2	4	2.0	10	0
Jared Abbrederis	1	8	8.0	8	0
PACKERS	403	4445	11.0	66t	40
OPPONENTS	370	4603	12.4	73t	32

INTERCEPTIONS	No	Yds	Avg	Long	TD
Ha Ha Clinton-Dix	5	75	15.0	27	0
Damarius Randall	3	91	30.3	44	0
Micah Hyde	3	11	3.7	11	0
Morgan Burnett	2	19	9.5	19	0
Joe Thomas	1	9	9.0	9	0
Blake Martinez	1	4	4.0	4	0
Nick Perry	1	0	0.0	0	0
Quinten Rollins	1	0	0.0	0	0
PACKERS	17	209	12.3	44	0
OPPONENTS	8	85	10.6	33	0

PUNTING	No	Yds	Avg	Net	TB	In 20	LG	Blk
Jacob Schum	56	2420	43.2	39.1	4	19	65	0
PACKERS	56	2420	43.2	39.1	4	19	65	0
OPPONENTS	59	2525	42.8	38.5	1	24	67	0

PUNT RETURNS	Ret	FC	Yds	Avg	Long	TD
Micah Hyde	11	6	64	5.8	19	0
Trevor Davis	9	11	115	12.8	55	0
Randall Cobb	4	4	54	13.5	23	0
Marvin Evans	1	0	0	0.0	0	0
Damarius Randall	1	0	2	2.0	2	0
PACKERS	26	21	235	9.0	55	0
OPPONENTS	16	18	151	9.4	20	0

KICKOFF RETURNS	No	Yds	Avg	Long	TD
Ty Montgomery	18	366	20.3	40	0
Jeff Janis	6	119	19.8	28	0
Trevor Davis	3	64	21.3	26	0
Christine Michael	3	64	21.3	30	0
Knile Davis	1	18	18.0	18	0
Richard Rodgers	1	0	0.0	0	0
PACKERS	32	631	19.7	40	0
OPPONENTS	41	1080	26.3	99t	1

FIELD GOALS	1-19	20-29	30-39	40-49	50+
Mason Crosby	1/1	6/6	13/15	5/6	1/2
PACKERS	1/1	6/6	13/15	5/6	1/2
OPPONENTS	0/0	9/9	6/7	7/8	5/5

Crosby: (25G, 20G) () (36G, 46G) (44G, 33G, 25G) (37G, 43G, 34G) (32G, 40G, 31B) (29G) (34G, 48N, 27G) (29G, 38G) (36G, 36N) (33G, 32G) () (51N, 38G) (34G, 18G, 32G) (29G, 38G) (53G)
Opponents: (26G, 39G, 50G) (46G) (42G, 43N, 50G) (47G, 41G, 30G) (44G, 22G, 32G) (39G) (36G, 40G) (28G) (51G, 23G) (37G) (48G, 50G) () (28G) (26G, 22G) (22G, 26G) (39N, 54G)



2016 REGULAR-SEASON DEFENSIVE STATISTICS

Official totals – based on coaches' film review, through Week 17 at Detroit

Player	Total			Sacks/ Yards	Int/ Yards	Fum Rec	For Fum	Pass Def
	Tackles	Solo	Asst					
Morgan Burnett	92	78	14	3.0/26.0	2/19	1	0	13
Jake Ryan	84	58	26	0.0/0.0	0/0	0	0	3
Ha Ha Clinton-Dix	83	71	12	0.5/3.0	5/75	0	1	9
Joe Thomas	77	62	15	0.0/0.0	1/9	1	0	8
Blake Martinez	62	46	16	1.0/5.0	1/4	0	0	5
Micah Hyde	61	47	14	1.0/6.0	3/11	0	0	10
Nick Perry	60	43	17	11.0/76.5	1/0	0	0	4
LaDarius Gunter	58	49	9	0.0/0.0	0/0	0	2	15
Letroy Guion	50	25	25	0.0/0.0	0/0	0	0	1
Mike Daniels	44	29	15	4.0/41.0	0/0	1	0	1
Quinten Rollins	41	35	6	0.0/0.0	1/0	0	0	11
Damarius Randall	37	32	5	0.0/0.0	3/91	0	0	9
Kenny Clark	33	14	19	0.0/0.0	0/0	2	0	2
Julius Peppers	30	22	8	7.5/47.5	0/0	1	2	3
Datone Jones	30	20	10	1.0/3.0	0/0	0	0	2
Clay Matthews	24	19	5	5.0/35.0	0/0	0	1	3
Kentrell Brice	15	15	0	0.0/0.0	0/0	1	0	1
Demetri Goodson	14	11	3	0.0/0.0	0/0	0	0	2
Dean Lowry	14	8	6	2.0/19.0	0/0	0	0	1
Jayrone Elliott	13	10	3	1.0/8.0	0/0	0	0	0
Kyler Fackrell	9	9	0	2.0/15.0	0/0	0	1	1
Mike Pennel	8	2	6	0.0/0.0	0/0	0	0	1
Christian Ringo	7	3	4	0.0/0.0	0/0	0	1	0
Sam Shields	5	4	1	0.0/0.0	0/0	0	0	0
Carl Bradford	2	1	1	0.0/0.0	0/0	0	0	0
Josh Hawkins	0	0	0	0.0/0.0	0/0	0	0	1
TEAM	0	0	0	1.0/10.0	0/0	0	0	0
Totals	953	713	240	40.0/295.0	17/209	7	8	106

SPECIAL TEAMS

Player	TT	FR	FF
Jayrone Elliott	13	0	0
Marwin Evans	9	0	0
Kyler Fackrell	9	0	0
Kentrell Brice	8	0	0
Micah Hyde	6	0	0
Blake Martinez	6	0	0
Jeff Janis	5	0	0
Josh Hawkins	4	0	0
Morgan Burnett	3	0	0
Ha Ha Clinton-Dix	3	0	0
Aaron Ripkowski	3	0	0
Chris Banjo	2	0	0
Joe Kerridge	2	0	0
Damarius Randall	2	0	0
Joe Thomas	2	0	0
Carl Bradford	1	0	0
Mason Crosby	1	0	0
Ty Montgomery	1	0	0
Jake Ryan	1	0	0
Jordan Tripp	1	0	0
Totals	82	0	0

MISCELLANEOUS

Player	Tackles
Davante Adams	2
Bryan Bulaga	2
Richard Rodgers	2
JC Tretter	2
Randall Cobb	1
Jared Cook	1
Ty Montgomery	1
Kyle Murphy	1
Justin Perillo	1
Jason Spriggs	1
Lane Taylor	1
Totals	15

Player	FF
Randall Cobb	1
Totals	1

Player	FR
Randall Cobb	1
Jared Cook	1
Brett Hundley	1
Aaron Rodgers	1
James Starks	1
Jason Spriggs	1
JC Tretter	1
Totals	7



No	ALPHABETICAL ROSTER	Pos	Ht	Wt	Birthdate	NFL Exp	College	High School	Hometown
17	Adams, Davante	WR	6-1	215	12/24/92	4	Fresno State	Palo Alto, Calif.	
90	Adams, Montravius	DT	6-4	304	7/24/95	R	Auburn	Vienna, Ga.	
69	Bakhtiari, David	T	6-4	310	9/30/91	5	Colorado	San Mateo, Calif.	
80	Bennett, Martellus	TE	6-6	275	3/10/87	10	Texas A&M	Taylor, Texas	
29	Brice, Kentrell	S	5-11	200	8/11/94	2	Louisiana Tech	Ruston, La.	
55	Brooks, Ahmad	LB	6-3	259	3/14/84	11	Virginia	Fairfax, Va.	
75	Bulaga, Bryan	T	6-5	314	3/21/89	8	Iowa	Woodstock, Ill.	
42	Burnett, Morgan	S	6-1	209	1/13/89	8	Georgia Tech	College Park, Ga.	
97	Clark, Kenny	DT	6-3	314	10/4/95	2	UCLA	Rialto, Calif.	
21	Clinton-Dix, Ha Ha	S	6-1	208	12/21/92	4	Alabama	Orlando, Fla.	
18	Cobb, Randall	WR	5-10	192	8/22/90	7	Kentucky	Alcoa, Tenn.	
2	Crosby, Mason	K	6-1	207	9/3/84	11	Colorado	Georgetown, Texas	
76	Daniels, Mike	DT	6-0	310	5/5/89	6	Iowa	Blackwood, N.J.	
11	Davis, Trevor	WR	6-1	188	7/4/93	2	California	Martinez, Calif.	
73	Evans, Jahri	G	6-4	318	8/22/83	12	Bloomsburg	Philadelphia, Pa.	
25	Evans, Marwin	S	5-11	211	4/10/93	2	Utah State	Oak Creek, Wis.	
51	Fackrell, Kyler	LB	6-5	245	11/25/91	2	Utah State	Mesa, Ariz.	
61	Goode, Brett	LS	6-1	255	11/2/84	10	Arkansas	Fort Smith, Ark.	
36	Gunter, LaDarius	CB	6-2	201	5/13/92	3	Miami	Montgomery, Ala.	
28	Hawkins, Josh	CB	5-10	189	1/23/93	2	East Carolina	Kernersville, N.C.	
31	House, Davon	CB	6-0	195	7/10/89	7	New Mexico State	Palmdale, Calif.	
7	Hundley, Brett	QB	6-3	226	6/15/93	3	UCLA	Chandler, Ariz.	
83	Janis, Jeff	WR	6-3	219	6/24/91	4	Saginaw Valley State	Tawas City, Mich.	
95	Jean Francois, Ricky	DT	6-3	313	11/23/86	9	Louisiana State	Miami Gardens, Fla.	
33	Jones, Aaron	RB	5-9	208	12/2/94	R	Texas-El Paso	El Paso, Texas	
27	Jones, Josh	S	6-2	220	9/20/94	R	North Carolina State	Walled Lake, Mich.	
84	Kendricks, Lance	TE	6-3	250	1/30/88	7	Wisconsin	Milwaukee, Wis.	
20	King, Kevin	CB	6-3	200	5/5/95	R	Washington	Oakland, Calif.	
63	Linsley, Corey	C	6-3	301	7/27/91	4	Ohio State	Boardman, Ohio	
94	Lowry, Dean	DE	6-6	296	6/9/94	2	Northwestern	Rockford, Ill.	
50	Martinez, Blake	LB	6-2	237	1/9/94	2	Stanford	Oro Valley, Ariz.	
52	Matthews, Clay	LB	6-3	255	5/14/86	9	Southern California	Agoura Hills, Calif.	
32	Mays, Devante	RB	5-10	230	5/26/94	R	Utah State	Livingston, Texas	
64	McCray, Justin	G	6-3	317	5/31/92	1	Central Florida	Miami, Fla.	
88	Montgomery, Ty	RB	6-0	216	1/22/93	3	Stanford	Dallas, Texas	
68	Murphy, Kyle	T	6-6	305	12/11/93	2	Stanford	San Clemente, Calif.	
87	Nelson, Jordy	WR	6-3	217	5/31/85	10	Kansas State	Manhattan, Kan.	
98	Odom, Chris	LB	6-4	262	9/16/94	R	Arkansas State	Arlington, Texas	
62	Patrick, Lucas	G	6-3	313	7/30/93	1	Duke	Brentwood, Tenn.	
53	Perry, Nick	LB	6-3	265	4/12/90	6	Southern California	Detroit, Mich.	
41	Pipkins, Lenzy	CB	6-0	196	11/7/93	R	Oklahoma State	Mansfield, Texas	
23	Randall, Damarious	CB	5-11	196	8/29/92	3	Arizona State	Pensacola, Fla.	
99	Ringo, Christian	DT	6-1	298	3/10/92	2	Louisiana-Lafayette	Jackson, Miss.	
22	Ripkowski, Aaron	FB	6-1	246	12/20/92	3	Oklahoma	Dayton, Texas	
12	Rodgers, Aaron	QB	6-2	225	12/2/83	13	California	Chico, Calif.	
82	Rodgers, Richard	TE	6-4	257	1/22/92	4	California	Shrewsbury, Mass.	
24	Rollins, Quinten	CB	5-11	195	7/15/92	3	Miami (Ohio)	Wilmington, Ohio	
47	Ryan, Jake	LB	6-2	240	2/27/92	3	Michigan	Cleveland, Ohio	
78	Spriggs, Jason	T	6-6	301	5/17/94	2	Indiana	Elkhart, Ind.	
65	Taylor, Lane	G	6-3	324	11/22/89	5	Oklahoma State	Arlington, Texas	
48	Thomas, Joe	LB	6-1	227	5/6/91	3	South Carolina State	Blackville, S.C.	
8	Vogel, Justin	P	6-4	219	10/14/93	R	Miami	Tampa, Fla.	
30	Williams, Jamaal	RB	6-0	213	4/3/95	R	Brigham Young	Fontana, Calif.	

PRACTICE SQUAD

79	Amichia, Kofi	G	6-3	304	7/29/94	R	South Florida	Powder Springs, Ga.	
44	Brown, Donatello	CB	6-0	190	5/15/91	R	Valdosta State	Kennesaw, Ga.	
6	Callahan, Joe	QB	6-1	216	6/4/93	2	Wesley	Absecon, N.J.	
89	Clark, Michael	WR	6-6	217	10/26/95	R	Marshall	St. Petersburg, Fla.	
93	Gilbert, Reggie	LB	6-3	261	4/1/93	1	Arizona	Laveen, Ariz.	
71	Lunsford, Izaah	DT	6-3	310	10/21/93	R	Bowling Green State	Cincinnati, Ohio	
49	Mathews, Derrick	LB	6-0	232	9/25/92	1	Houston	Houston, Texas	
77	Pankey, Adam	G/T	6-5	313	2/2/94	R	West Virginia	Hamilton, Ohio	
35	Whitehead, Jermaine	S	5-11	195	3/12/93	1	Auburn	Greenwood, Miss.	
10	Yancey, DeAngelo	WR	6-1	220	11/18/94	R	Purdue	Atlanta, Ga.	

RESERVE/INJURED

67	Barclay, Don	T/G	6-4	305	4/18/89	6	West Virginia	Harmony, Pa.	
40	Kerridge, Joe	FB	6-0	245	9/17/92	2	Michigan	Traverse City, Mich.	
57	Talley, David	LB	6-1	236	11/9/94	R	Grand Valley State	Orchard Lake, Mich.	
26	Waters, Herb	CB	6-0	188	11/10/92	1	Miami	Homestead, Fla.	

RESERVE/PHYSICALLY UNABLE TO PERFORM

45	Biegel, Vince	LB	6-3	246	7/2/93	R	Wisconsin	Wisconsin Rapids, Wis.	
39	Goodson, Demetri	CB	5-11	197	6/11/89	4	Baylor	Spring, Texas	

RESERVE/SUSPENDED

81	Allison, Geronimo	WR	6-3	202	1/18/94	2	Illinois	Riverview, Fla.	
----	-------------------	----	-----	-----	---------	---	----------	-----------------	--



No	NUMERICAL ROSTER	Pos	Ht	Wt	Age	NFL		College	How Acquired	Reg. season	
						Exp				GP/GS/DNP/IA	
2	Mason Crosby	K	6-1	207	33	11		Colorado	D6c-07		0/0/0/0
7	Brett Hundley	QB	6-3	226	24	3		UCLA	D5-15		0/0/0/0
8	Justin Vogel	P	6-4	219	23	R		Miami	FA-17		0/0/0/0
11	Trevor Davis	WR	6-1	188	24	2		California	D5-16		0/0/0/0
12	Aaron Rodgers	QB	6-2	225	33	13		California	D1-05		0/0/0/0
17	Davante Adams	WR	6-1	215	24	4		Fresno State	D2-14		0/0/0/0
18	Randall Cobb	WR	5-10	192	27	7		Kentucky	D2-11		0/0/0/0
20	Kevin King	CB	6-3	200	22	R		Washington	D2a-17		0/0/0/0
21	Ha Ha Clinton-Dix	S	6-1	208	24	4		Alabama	D1-14		0/0/0/0
22	Aaron Ripkowski	FB	6-1	246	24	3		Oklahoma	D6a-15		0/0/0/0
23	Damarious Randall	CB	5-11	196	25	3		Arizona State	D1-15		0/0/0/0
24	Quinten Rollins	CB	5-11	195	25	3		Miami (Ohio)	D2-15		0/0/0/0
25	Marwin Evans	S	5-11	211	24	2		Utah State	FA-16		0/0/0/0
27	Josh Jones	S	6-2	220	22	R		North Carolina State	D2b-17		0/0/0/0
28	Josh Hawkins	CB	5-10	189	24	2		East Carolina	FA-16		0/0/0/0
29	Kentrell Brice	S	5-11	200	23	2		Louisiana Tech	FA-16		0/0/0/0
30	Jamaal Williams	RB	6-0	213	22	R		Brigham Young	D4b-17		0/0/0/0
31	Davon House	CB	6-0	195	28	7		New Mexico State	FA-17		0/0/0/0
32	Devante Mays	RB	5-10	230	23	R		Utah State	D7a-17		0/0/0/0
33	Aaron Jones	RB	5-9	208	22	R		Texas-El Paso	D5b-17		0/0/0/0
36	LaDarius Gunter	CB	6-2	201	25	3		Miami	FA-15		0/0/0/0
41	Lenzy Pipkins	CB	6-0	196	23	R		Oklahoma State	FA-17		0/0/0/0
42	Morgan Burnett	S	6-1	209	28	8		Georgia Tech	D3-10		0/0/0/0
47	Jake Ryan	LB	6-2	240	25	3		Michigan	D4-15		0/0/0/0
48	Joe Thomas	LB	6-1	227	26	3		South Carolina State	FA-15 (PS-Dal.)		0/0/0/0
50	Blake Martinez	LB	6-2	237	23	2		Stanford	D4a-16		0/0/0/0
51	Kyler Fackrell	LB	6-5	245	25	2		Utah State	D3-16		0/0/0/0
52	Clay Matthews	LB	6-3	255	31	9		Southern California	D1b-09		0/0/0/0
53	Nick Perry	LB	6-3	265	27	6		Southern California	D1-12		0/0/0/0
55	Ahmad Brooks	LB	6-3	259	33	11		Virginia	FA-17		0/0/0/0
61	Brett Goode	LS	6-1	255	32	10		Arkansas	FA-08		0/0/0/0
62	Lucas Patrick	G	6-3	313	24	1		Duke	FA-16		0/0/0/0
63	Corey Linsley	C	6-3	301	26	4		Ohio State	D5a-14		0/0/0/0
64	Justin McCray	G	6-3	317	25	1		Central Florida	FA-17		0/0/0/0
65	Lane Taylor	G	6-3	324	27	5		Oklahoma State	FA-13		0/0/0/0
68	Kyle Murphy	T	6-6	305	23	2		Stanford	D6-16		0/0/0/0
69	David Bakhtiari	T	6-4	310	25	5		Colorado	D4a-13		0/0/0/0
73	Jahri Evans	G	6-4	318	34	12		Bloomsburg	UFA (NO)-17		0/0/0/0
75	Bryan Bulaga	T	6-5	314	28	8		Iowa	D1-10		0/0/0/0
76	Mike Daniels	DT	6-0	310	28	6		Iowa	D4a-12		0/0/0/0
78	Jason Spriggs	T	6-6	301	23	2		Indiana	D2-16		0/0/0/0
80	Martellus Bennett	TE	6-6	275	30	10		Texas A&M	UFA (NE)-17		0/0/0/0
82	Richard Rodgers	TE	6-4	257	25	4		California	D3b-14		0/0/0/0
83	Jeff Janis	WR	6-3	219	26	4		Saginaw Valley State	D7-14		0/0/0/0
84	Lance Kendricks	TE	6-3	250	29	7		Wisconsin	FA-17		0/0/0/0
87	Jordy Nelson	WR	6-3	217	32	10		Kansas State	D2a-08		0/0/0/0
88	Ty Montgomery	RB	6-0	216	24	3		Stanford	D3-15		0/0/0/0
90	Montravius Adams	DT	6-4	304	22	R		Auburn	D3-17		0/0/0/0
94	Dean Lowry	DE	6-6	296	23	2		Northwestern	D4b-16		0/0/0/0
95	Ricky Jean Francois	DT	6-3	313	30	9		Louisiana State	FA-17		0/0/0/0
97	Kenny Clark	DT	6-3	314	21	2		UCLA	D1-16		0/0/0/0
98	Chris Odum	LB	6-4	262	22	R		Arkansas State	W-17 (Atl.)		0/0/0/0
99	Christian Ringo	DT	6-1	298	25	2		Louisiana-Lafayette	D6b-15		0/0/0/0

PRACTICE SQUAD

6	Joe Callahan	QB	6-1	216	24	2		Wesley	FA-17		0/0/0/0
10	DeAngelo Yancey	WR	6-1	220	22	R		Purdue	FA-17		0/0/0/0
35	Jermaine Whitehead	S	5-11	195	24	1		Auburn	FA-17		0/0/0/0
44	Donatello Brown	CB	6-0	190	26	R		Valdosta State	FA-17		0/0/0/0
49	Derrick Mathews	LB	6-0	232	24	1		Houston	FA-17		0/0/0/0
71	Izaah Lunsford	DT	6-3	310	23	R		Bowling Green State	FA-17		0/0/0/0
77	Adam Pankey	G/T	6-5	313	23	R		West Virginia	FA-17		0/0/0/0
79	Kofi Amichia	G	6-3	304	23	R		South Florida	FA-17		0/0/0/0
89	Michael Clark	WR	6-6	217	21	R		Marshall	FA-17		0/0/0/0
93	Reggie Gilbert	LB	6-3	261	24	1		Arizona	FA-17		0/0/0/0

RESERVE/INJURED

26	Herb Waters	CB	6-0	188	24	1		Miami	FA-16		0/0/0/0
40	Joe Kerridge	FB	6-0	245	24	2		Michigan	FA-16		0/0/0/0
57	David Talley	LB	6-1	236	22	R		Grand Valley State	FA-17		0/0/0/0
67	Don Barclay	T/G	6-4	305	28	6		West Virginia	FA-12		0/0/0/0

RESERVE/PHYSICALLY UNABLE TO PERFORM

39	Demetri Goodson	CB	5-11	197	28	4		Baylor	D6-14		0/0/0/0
45	Vince Biegel	LB	6-3	246	24	R		Wisconsin	D4a-17		0/0/0/0

RESERVE/SUSPENDED

81	Geronimo Allison	WR	6-3	202	23	2		Illinois	FA-16		0/0/0/0
----	------------------	----	-----	-----	----	---	--	----------	-------	--	---------



OFFENSE

WR:	87	Jordy Nelson	17	Davante Adams	83	Jeff Janis
LT:	69	David Bakhtiari	78	Jason Spriggs		
LG:	65	Lane Taylor	62	Lucas Patrick		
C:	63	Corey Linsley	64	Justin McCray	62	Lucas Patrick
RG:	73	Jahri Evans	64	Justin McCray		
RT:	75	Bryan Bulaga	68	Kyle Murphy		
TE:	80	Martellus Bennett	84	Lance Kendricks	82	Richard Rodgers
WR:	18	Randall Cobb	11	Trevor Davis		
QB:	12	Aaron Rodgers	7	Brett Hundley		
RB:	88	Ty Montgomery	<u>30</u>	<u>Jamaal Williams</u>	<u>33</u>	<u>Aaron Jones</u>
					<u>32</u>	<u>Devante Mays</u>
FB:	22	Aaron Ripkowski				

DEFENSE

DE:	94	Dean Lowry	95	Ricky Jean Francois		
NT:	97	Kenny Clark	99	Christian Ringo		
DT:	76	Mike Daniels	<u>90</u>	<u>Montravius Adams</u>		
LOLB:	52	Clay Matthews	55	Ahmad Brooks		
ILB:	47	Jake Ryan	48	Joe Thomas		
ILB:	50	Blake Martinez	48	Joe Thomas		
ROLB:	53	Nick Perry	51	Kyler Fackrell	<u>98</u>	<u>Chris Odom</u>
LCB:	31	Davon House	24	Quinten Rollins	36	LaDarius Gunter
					<u>41</u>	<u>Lenzy Pipkins</u>
RCB:	23	Damarious Randall	<u>20</u>	<u>Kevin King</u>	28	Josh Hawkins
SS:	42	Morgan Burnett	<u>27</u>	<u>Josh Jones</u>	25	Marwin Evans
FS:	21	Ha Ha Clinton-Dix	29	Kentrell Brice		

SPECIAL TEAMS

K:	2	Mason Crosby				
P:	<u>8</u>	<u>Justin Vogel</u>				
H:	<u>8</u>	<u>Justin Vogel</u>	18	Randall Cobb		
PR:	11	Trevor Davis	18	Randall Cobb	24	Quinten Rollins
KR:	83	Jeff Janis	11	Trevor Davis	<u>33</u>	<u>Aaron Jones</u>
LS:	61	Brett Goode				

Rookies are underlined

COACH LOCATIONS

► **Coaches' Box:** Edgar Bennett (offensive coordinator), Jeff Blasko (assistant offensive line), Dom Capers (defensive coordinator), Tim McGarigle (defensive quality control), Omar Young (coaching administrator), Joe Whitt Jr. (secondary - cornerbacks).

► **Sideline:** Brian Angelichio (tight ends), James Campen (offensive line), Luke Getsy (wide receivers), Scott McCurley (assistant linebackers), Jerry Montgomery (defensive front assistant), Winston Moss (associate head coach/linebackers), Darren Perry (secondary - safeties), David Raih (offensive perimeter), Jason Simmons (assistant special teams), Ben Sirmans (running backs), Mike Trgovac (defensive line), Alex Van Pelt (quarterbacks), Ron Zook (special teams coordinator).



ROSTER BY POSITION

QUARTERBACK (2)

Brett Hundley
 Aaron Rodgers

FULLBACK (1)

Aaron Ripkowski

RUNNING BACK (4)

Aaron Jones
Devante Mays
 Ty Montgomery
Jamaal Williams

WIDE RECEIVER (5)

Davante Adams
 Randall Cobb
 Trevor Davis
 Jeff Janis
 Jordy Nelson

TIGHT END (3)

Martellus Bennett
 Lance Kendricks
 Richard Rodgers

OFFENSIVE LINE (9)

David Bakhtiari
 Bryan Bulaga
 Jahri Evans
 Corey Linsley
 Justin McCray
 Kyle Murphy
 Lucas Patrick
 Jason Spriggs
 Lane Taylor

DEFENSIVE LINE (6)

Montravius Adams
 Kenny Clark
 Mike Daniels
 Ricky Jean Francois
 Dean Lowry
 Christian Ringo

Rookies are underlined

LINEBACKER (8)

Ahmad Brooks
 Kyler Fackrell
 Blake Martinez
 Clay Matthews
Chris Odom
 Nick Perry
 Jake Ryan
 Joe Thomas

CORNERBACK (7)

LaDarius Gunter
 Josh Hawkins
 Davon House
Kevin King
Lenzy Pipkins
 Damarius Randall
 Quinten Rollins

SAFETY (5)

Kentrell Brice
 Morgan Burnett
 Ha Ha Clinton-Dix
 Marwin Evans
Josh Jones

SPECIALIST (3)

Mason Crosby
 Brett Goode
Justin Vogel

PRONUNCIATION GUIDE

PLAYERS

Montravius Adams mon-TRAY-vee-us
 Kofi AmichiaKOE-fee uh-MEE-chee-uh
 David Bakhtiari bock-tee-R-ee
 Don Barclay BAR-clay
 Kentrell Briceken-TRELL
 Ahmad Brooks uh-MAHD
 Bryan Bulaga buh-LAH-guh
 Jahri Evans jah-REE
 Kyler FackrellFACK-rull
 Brett GoodeGEWD
 LaDarius Gunter luh-DAIR-ee-us

Ricky Jean Francoiszhan fran-SWAH
 Joe Kerridge KAIR-idge
 Izaah Lunsford i-ZAY-uh
 Damarius Randallduh-MAIR-ee-us

COACHES

Brian Angelichio an-juh-LEEK-o
 James CampenKAMP-en
 Mark Lovatluh-VOTT
 Tim McGariglemac-GARGLE
 David Raih RYE
 Mike Trgovac TER-guh-vac



HOW THE PACKERS WERE BUILT

Year	Record	Draft (36)	Waivers (1)	Free Agents (16)
2005	4-12	QB Aaron Rodgers D1		
2007	13-3	K Mason Crosby D6c		
2008	6-10	WR Jordy Nelson D2a		LS Brett Goode
2009	11-5	LB Clay Matthews D1b		
2010	10-6	T Bryan Bulaga D1 S Morgan Burnett D3		
2011	15-1	WR Randall Cobb D2		
2012	11-5	LB Nick Perry D1 DT Mike Daniels D4a		
2013	8-7-1	T David Bakhtiari D4a		G Lane Taylor
2014	12-4	S Ha Ha Clinton-Dix D1 WR Davante Adams D2 TE Richard Rodgers D3b C Corey Linsley D5a WR Jeff Janis D7		
2015	10-6	CB Damarious Randall D1 CB Quinten Rollins D2 RB Ty Montgomery D3 LB Jake Ryan D4 QB Brett Hundley D5 FB Aaron Ripkowski D6a DT Christian Ringo D6b		CB LaDarius Gunter LB Joe Thomas (PS-Dal.)
2016	10-6	DT Kenny Clark D1 T Jason Spriggs D2 LB Kyler Fackrell D3 LB Blake Martinez D4a DE Dean Lowry D4b WR Trevor Davis D5 T Kyle Murphy D6		S Kentrell Brice S Marwin Evans CB Josh Hawkins
2017		CB Kevin King D2a S Josh Jones D2b DT Montravius Adams D3 LB Vince Biegel D4a RB Jamaal Williams D4b RB Aaron Jones D5b RB Devante Mays D7a	LB Chris Odom (ATL)	TE Martellus Bennett (UFA-NE) LB Ahmad Brooks (UFA-SF) G Jahri Evans (UFA-NO) CB Davon House (D4-11) DT Ricky Jean Francois TE Lance Kendricks G Justin McCray CB Lenzy Pipkins P Justin Vogel

INDIVIDUAL STATISTICS, DEFENSE

		B.Martinez					C.Matthews					M.Pennel					J.Peppers					N.Perry					D.Randall							
		UT	A	Sk	Int	PD	UT	A	Sk	Int	PD	UT	A	Sk	Int	PD	UT	A	Sk	Int	PD	UT	A	Sk	Int	PD	UT	A	Sk	Int	PD			
9/11	at Jax	5	4	0-0	0-0	0	3	1	1-10	0-0	0																							
9/18	at Min	5	1	0-0	0-0	1	3	0	1-7	0-0	0																							
9/25	Det	5	0	0-0	0-0	0																												
10/9	NYG	2	1	0-0	0-0	0	3	0	1-3	0-0	0																							
10/16	Dal	3	3	0-0	0-0	0	1	1	0-0	0-0	0																							
10/20	Chi	2	2	0-0	1-4	1	3	1	0-0	0-0	0																							
10/30	at Atl	4	1	0-0	0-0	1																												
11/6	Ind	5	1	0-0	0-0	1																												
11/13	at Ten	9	1	0-0	0-0	0																												
11/20	at Was	3	1	0-0	0-0	1	0	0	0-0	0-0	0																							
11/28	at Phi			(Inactive)			4	1	1-10	0-0	0																							
12/4	Hou			(Inactive)			0	0	0-0	0-0	0																							
12/11	Sea			(Inactive)			1	1	0-0	0-0	0																							
12/18	at Chi	0	1	0-0	0-0	0	0	0	0-0	0-0	0																							
12/24	Min	0	0	0-0	0-0	0	1	0	1-5	0-0	2																							
1/1	at Det	3	0	1-5	0-0	0	0	0	0-0	0-0	1																							
SEASON		46	16	1-5	1-4	5	19	5	5-35	0-0	3	2	6	0-0	0-0	1	22	8	7.5-47.5	0-0	3	43	17	11-76.5	1-0	4	32	5	0-0	3-91	9			
CAREER		46	16	1-5	1-4	5	349	148	72.5-453	6-191	38	31	30	1-0	0-0	1	600	237	143.5-873.5	11-293	66	127	63	23.5-176	1-0	8	82	14	0-0	6-138	25			
1/8	NYG	2	1	0-0	0-0	0	1	0	1-0	0-0	0																							
1/15	at Dal	0	0	0-0	0-0	0	1	0	0-0	0-0	0																							
1/22	at Atl	2	0	0-0	0-0	0	1	1	0-0	0-0	0																							
POSTSEASON		4	1	0-0	0-0	0	3	1	1-0	0-0	0	0	0	0-0	0-0	0	6	2	1-4	0-0	2	7	0	1-5	0-0	1	10	2	0-0	1-78	3			

		C.Ringo					Q.Rollins					J.Ryan					S.Shields					J.Thomas					J.Tripp						
		UT	A	Sk	Int	PD	UT	A	Sk	Int	PD	UT	A	Sk	Int	PD	UT	A	Sk	Int	PD	UT	A	Sk	Int	PD	UT	A	Sk	Int	PD		
9/11	at Jax	1	0	0-0	0-0	0	1	1	0-0	0-0	2						4	1	0-0	0-0	0	2	1	0-0	1-9	1						(Not With Team)	
9/18	at Min	0	0	0-0	0-0	0	0	1	0-0	0-0	0																						(Not With Team)
9/25	Det	0	3	0-0	0-0	0	0	1	0-0	0-0	0																						(Not With Team)
10/9	NYG			(Inactive)			3	1	0-0	0-0	2																						(Not With Team)
10/16	Dal			(Inactive)																													(Not With Team)
10/20	Chi	0	0	0-0	0-0	0																											(Not With Team)
10/30	at Atl	0	0	0-0	0-0	0																											(Not With Team)
11/6	Ind			(Inactive)			2	0	0-0	0-0	0																						(Not With Team)
11/13	at Ten			(Inactive)			1	0	0-0	0-0	0																						(Not With Team)
11/20	at Was			(Inactive)			4	1	0-0	0-0	0																						(Not With Team)
11/28	at Phi			(Inactive)			3	0	0-0	0-0	1																						(Not With Team)
12/4	Hou			(Inactive)			4	1	0-0	0-0	2																						(Not With Team)
12/11	Sea	2	1	0-0	0-0	0	7	0	0-0	1-0	2																						(Not With Team)
12/18	at Chi	0	0	0-0	0-0	0	6	0	0-0	0-0	2																						(Inactive)
12/24	Min	0	0	0-0	0-0	0	3	0	0-0	0-0	0																						0
1/1	at Det			(Did Not Play)			1	0	0-0	0-0	0																						0
SEASON		3	4	0-0	0-0	0	35	6	0-0	1-0	11	58	26	0-0	0-0	3	4	1	0-0	0-0	0	62	15	0-0	1-9	8	0	0	0-0	0-0	0		
CAREER		3	4	0-0	0-0	0	60	16	1-11	3-48	20	90	41	0-0	0-0	3	209	47	1-8	18-180	90	78	23	1-2	1-9	10	7	2	0.5-4.5	0-0	0		
1/8	NYG			(Inactive)																													0
1/15	at Dal	0	0	0-0	0-0	0																											0
1/22	at Atl			(Inactive)			1	0	0-0	0-0	0																						0
POSTSEASON		0	0	0-0	0-0	0	1	0	0-0	0-0	0	10	6	0-0	0-0	3	0	0	0-0	0-0	0	9	4	0-0	0-0	2	0	0	0-0	0-0	0		

DEFENSIVE FUMBLE STATISTICS

FORCED FUMBLES (8)

L.Gunter - (2) at Minnesota, Sept. 18 (A.Thielen); vs. Houston, Dec. 4 (R.Griffin)
 J.Peppers - (2) vs. Dallas, Oct. 16 (D.Prescott); at Chicago, Dec. 18 (M.Barkley)
 H.Clinton-Dix - (1) at Jacksonville, Sept. 11 (A.Robinson)
 K.Fackrell - (1) vs. N.Y. Giants, Oct. 9 (E.Manning)
 C.Ringo - (1) vs. Seattle, Dec. 11 (A.Collins)
 C.Matthews - (1) vs. Minnesota, Dec. 24 (S.Bradford)

FUMBLE RECOVERIES (7)

K.Clark - (2) vs. N.Y. Giants, Oct. 9 (E.Manning); vs. Minnesota, Dec. 24 (N.Easton)
 J.Thomas - (1) vs. Dallas, Oct. 16 (D.Prescott)
 M.Burnett - (1) vs. Houston, Dec. 4 (R.Griffin)
 K.Brice - (1) vs. Seattle, Dec. 11 (A.Collins)
 J.Peppers - (1) at Chicago, Dec. 18 (M.Barkley)
 M.Daniels - (1) vs. Minnesota, Dec. 24 (S.Bradford)

POSTSEASON (1)

C.Matthews - (1) vs. N.Y. Giants, Jan. 8 (E.Manning)

POSTSEASON (1)

C.Matthews - (1) vs. N.Y. Giants, Jan. 8 (E.Manning)

INDIVIDUAL STATISTICS, DEFENSE

QUARTERBACK SACKS (40-295)

9/11	at	Jacksonville:	(3-20)	M.Burnett 1-8, C.Matthews 1-10, N.Perry 1-2.
9/18	at	Minnesota:	(4-32)	J.Peppers 1.5-11.5, M.Daniels 1-9, C.Matthews 1-7, N.Perry 0.5-4.5.
9/25		Detroit:	(3-17)	N.Perry 2-8, K.Fackrell 1-9.
10/9		N.Y. Giants:	(4-21)	K.Fackrell 1-6, M.Hyde 1-6, C.Matthews 1-3, N.Perry 1-6.
10/16		Dallas:	(2-14)	J.Peppers 1-4, Team 1-10.
10/20		Chicago:	(1-10)	N.Perry 1-10.
10/30	at	Atlanta:	(2-11)	M.Daniels 1-9, J.Peppers 1-2.
11/6		Indianapolis:	(2-11)	M.Burnett 1-5, H.Clinton-Dix 0.5-3, N.Perry 0.5-3.
11/13	at	Tennessee:	(1-13)	M.Burnett 1-13.
11/20	at	Washington:	(2-11)	J.Peppers 1-4, N.Perry 1-7.
11/28	at	Philadelphia:	(4-43)	M.Daniels 1-14, C.Matthews 1-10, J.Peppers 1-8, N.Perry 1-11.
12/4		Houston:	(2-18)	D.Lowry 1-8, J.Peppers 1-10.
12/11		Seattle:	(3-22)	J.Elliott 1-8, D.Jones 1-3, D.Lowry 1-11.
12/18	at	Chicago:	(1-8)	J.Peppers 1-8.
12/24		Minnesota:	(4-29)	N.Perry 2-15, M.Daniels 1-9, C.Matthews 1-5.
1/1	at	Detroit:	(2-15)	B.Martinez 1-5, N.Perry 1-10.

SEASON TOTALS: (40-295) N.Perry 11-76.5, J.Peppers 7.5-47.5, C.Matthews 5-35, M.Daniels 4-41, M.Burnett 3-26, K.Fackrell 2-15, D.Lowry 2-19, J.Elliott 1-8, M.Hyde 1-6, D.Jones 1-3, B.Martinez 1-5, H.Clinton-Dix 0.5-3, Team 1-10.

1/8		N.Y. Giants:	(2-4)	C.Matthews 1-0, J.Peppers 1-4.
1/15	at	Dallas:	(2-11)	M.Hyde 1-6, N.Perry 1-5.
1/22	at	Atlanta:	(0-0)	None.

POSTSEASON TOTALS: (4-15) M.Hyde 1-6, C.Matthews 1-0, J.Peppers 1-4, N.Perry 1-5.

QUARTERBACK HITS (94)

9/11	at	Jacksonville:	(7)	N.Perry 4, M.Daniels 1, D.Jones 1, C.Matthews 1.
9/18	at	Minnesota:	(12)	M.Daniels 4, J.Peppers 4, C.Matthews 2, N.Perry 2.
9/25		Detroit:	(4)	M.Daniels 2, M.Hyde 1, N.Perry 1.
10/9		N.Y. Giants:	(7)	C.Matthews 3, N.Perry 3, K.Fackrell 1.
10/16		Dallas:	(2)	L.Guion 1, D.Jones 1.
10/20		Chicago:	(9)	C.Matthews 3, D.Jones 2, J.Peppers 2, M.Daniels 1, D.Lowry 1.
10/30	at	Atlanta:	(3)	M.Daniels 2, D.Jones 1.
11/6		Indianapolis:	(8)	M.Daniels 2, M.Hyde 2, B.Martinez 1, M.Pennel 1, J.Peppers 1, J.Ryan 1.
11/13	at	Tennessee:	(3)	N.Perry 2, B.Martinez 1.
11/20	at	Washington:	(3)	K.Clark 1, C.Matthews 1, N.Perry 1.
11/28	at	Philadelphia:	(5)	J.Thomas 2, D.Jones 1, C.Matthews 1, J.Peppers 1.
12/4		Houston:	(7)	J.Ryan 2, M.Burnett 1, M.Daniels 1, D.Jones 1, D.Lowry 1, J.Peppers 1.
12/11		Seattle:	(11)	D.Jones 5, L.Guion 2, M.Burnett 1, M.Daniels 1, D.Lowry 1, C.Matthews 1.
12/18	at	Chicago:	(4)	D.Jones 2, J.Peppers 1, J.Ryan 1.
12/24		Minnesota:	(5)	K.Clark 2, D.Jones 1, C.Matthews 1, J.Peppers 1.
1/1	at	Detroit:	(4)	N.Perry 2, D.Jones 1, J.Peppers 1.

SEASON TOTALS: (94) D.Jones 16, N.Perry 15, M.Daniels 14, C.Matthews 13, J.Peppers 12, J.Ryan 4, K.Clark 3, L.Guion 3, M.Hyde 3, D.Lowry 3, M.Burnett 2, B.Martinez 2, J.Thomas 2, K.Fackrell 1, M.Pennel 1.

1/8		N.Y. Giants:	(4)	D.Jones 2, J.Peppers 1, N.Perry 1.
1/15	at	Dallas:	(8)	N.Perry 2, K.Clark 1, M.Daniels 1, C.Matthews 1, J.Peppers 1, J.Ryan 1, J.Thomas 1.
1/22	at	Atlanta:	(9)	M.Daniels 3, D.Jones 2, C.Matthews 2, J.Peppers 1, N.Perry 1.

POSTSEASON TOTALS: (21) M.Daniels 4, D.Jones 4, N.Perry 4, C.Matthews 3, J.Peppers 3, K.Clark 1, J.Ryan 1, J.Thomas 1.

PASSES DEFENSED (106)

9/11	at	Jacksonville:	(7)	D.Randall 2, Q.Rollins 2, H.Clinton-Dix 1, J.Ryan 1, J.Thomas 1.
9/18	at	Minnesota:	(4)	M.Burnett 1, K.Clark 1, B.Martinez 1, J.Ryan 1.
9/25		Detroit:	(7)	J.Thomas 2, L.Gunter 1, J.Hawkins 1, M.Hyde 1, N.Perry 1, D.Randall 1.
10/9		N.Y. Giants:	(8)	Q.Rollins 2, M.Burnett 1, M.Daniels 1, L.Guion 1, L.Gunter 1, J.Peppers 1, J.Thomas 1.
10/16		Dallas:	(3)	M.Burnett 2, D.Goodson 1.
10/20		Chicago:	(9)	L.Gunter 2, M.Burnett 1, M.Hyde 1, D.Jones 1, B.Martinez 1, M.Pennel 1, J.Peppers 1, N.Perry 1.
10/30	at	Atlanta:	(5)	L.Gunter 2, D.Goodson 1, B.Martinez 1, N.Perry 1.
11/6		Indianapolis:	(7)	H.Clinton-Dix 2, M.Burnett 1, K.Fackrell 1, D.Jones 1, B.Martinez 1, J.Ryan 1.
11/13	at	Tennessee:	(2)	K.Brice 1, L.Gunter 1.
11/20	at	Washington:	(5)	M.Burnett 2, L.Gunter 1, B.Martinez 1, J.Peppers 1.
11/28	at	Philadelphia:	(6)	M.Burnett 1, H.Clinton-Dix 1, D.Gunter 1, N.Perry 1, D.Randall 1, Q.Rollins 1.
12/4		Houston:	(10)	M.Burnett 2, L.Gunter 2, Q.Rollins 2, H.Clinton-Dix 1, M.Hyde 1, D.Lowry 1, J.Thomas 1.
12/11		Seattle:	(9)	L.Gunter 2, D.Randall 2, Q.Rollins 2, M.Burnett 1, H.Clinton-Dix 1, M.Hyde 1.
12/18	at	Chicago:	(9)	M.Hyde 3, H.Clinton-Dix 2, Q.Rollins 2, D.Randall 1, J.Thomas 1.
12/24		Minnesota:	(8)	M.Hyde 2, C.Matthews 2, D.Randall 2, H.Clinton-Dix 1, J.Thomas 1.
1/1	at	Detroit:	(7)	L.Gunter 2, M.Burnett 1, K.Clark 1, M.Hyde 1, C.Matthews 1, J.Thomas 1.

SEASON TOTALS: (106) L.Gunter 15, M.Burnett 13, Q.Rollins 11, M.Hyde 10, H.Clinton-Dix 9, D.Randall 9, J.Thomas 8, B.Martinez 5, N.Perry 4, J.Peppers 3, J.Ryan 3, C.Matthews 3, K.Clark 2, D.Goodson 2, D.Jones 2, K.Brice 1, M.Daniels 1, K.Fackrell 1, L.Guion 1, J.Hawkins 1, D.Lowry 1, M.Pennel 1.

1/8		N.Y. Giants:	(12)	D.Randall 3, J.Ryan 3, H.Clinton-Dix 2, J.Peppers 2, M.Hyde 1, J.Thomas 1.
1/15	at	Dallas:	(7)	K.Brice 2, M.Hyde 2, L.Gunter 1, N.Perry 1, J.Thomas 1.
1/22	at	Atlanta:	(4)	H.Clinton-Dix 2, M.Burnett 1, L.Gunter 1.

POSTSEASON TOTALS: (23) H.Clinton-Dix 4, M.Hyde 3, D.Randall 3, J.Ryan 3, K.Brice 2, L.Gunter 2, J.Peppers 2, J.Thomas 2, M.Burnett 1, N.Perry 1.

INDIVIDUAL STATISTICS, SPECIAL TEAMS

PUNTING

		J.Schum							
		No	Yds	Avg	TB	In20	Lg	Bk	Net
9/11	at Jax	4	184	46.0	0	0	56	0	42.5
9/18	at Min	5	193	38.6	0	1	44	0	38.6
9/25	Det	2	83	41.5	0	1	43	0	33.5
10/9	NYG	4	146	36.5	0	0	42	0	35.0
10/16	Dal	1	47	47.0	0	1	47	0	47.0
10/20	Chi	1	46	46.0	0	0	46	0	46.0
10/30	at Atl	3	163	54.3	1	0	58	0	38.3
11/6	Ind	4	193	48.3	0	2	65	0	47.5
11/13	at Ten	4	202	50.5	1	1	57	0	39.8
11/20	at Was	3	138	46.0	0	1	58	0	43.3
11/28	at Phi	1	43	43.0	0	1	43	0	43.0
12/4	Hou	5	215	43.0	1	3	48	0	35.8
12/11	Sea	4	154	38.5	0	3	49	0	38.5
12/18	at Chi	4	168	42.0	0	0	52	0	37.8
12/24	Min	6	259	43.2	1	2	49	0	36.5
1/1	at Det	5	186	37.2	0	3	53	0	37.2
SEASON		56	2420	43.2	4	19	65	0	39.1
CAREER		112	4768	42.6	8	34	65	0	38.5
1/8	NYG	6	251	41.8	0	3	58	0	41.2
1/15	at Dal	3	164	54.7	1	0	66	0	45.3
1/22	at Atl	2	108	54.0	0	0	58	0	47.0
POSTSEASON		11	524	47.6	1	3	66	0	43.5

KICKING

		M.Crosby						
		Kicks			Kickoffs			
		FG	PAT	Pts	No. Ret	TB	TB Pct	OB
9/11	at Jax	2/2	3/3	9	2	4	66.7	0
9/18	at Min	0/0	2/2	2	2	1	33.3	0
9/25	Det	2/2	4/4	10	4	3	42.9	0
10/9	NYG	3/3	2/2	11	4	1	20.0	0
10/16	Dal	3/3	1/1	10	1	3	75.0	0
10/20	Chi	2/3	2/3	8	2	4	66.7	0
10/30	at Atl	1/1	3/3	6	1	4	80.0	0
11/6	Ind	2/3	2/2	8	2	4	66.7	0
11/13	at Ten	2/2	1/2	7	1	4	80.0	1
11/20	at Was	1/2	3/3	6	2	3	60.0	0
11/28	at Phi	2/2	3/3	9	3	3	50.0	0
12/4	Hou	0/0	3/3	3	3	1	25.0	0
12/11	Sea	1/2	5/5	8	5	2	40.0	0
12/18	at Chi	3/3	3/3	12	4	2	33.3	0
12/24	Min	1/1	5/5	8	2	5	71.4	0
1/1	at Det	1/1	2/3	5	3	2	40.0	0
SEASON		26/30	44/47	122	41	46	52.9	1
CAREER		262/326	481/488	1267	582	272	31.4	16
1/8	NYG	1/1	5/5	8	5	1	16.7	0
1/15	at Dal	2/2	4/4	10	0	6	100.0	0
1/22	at Atl	0/1	1/1	1	2	1	25.0	0
POSTSEASON		3/4	10/10	19	7	8	57.1	0

ADDITIONAL KICKOFFS:

ON-SIDE KICK RECOVERIES

OWN KICKS (0/4)

Failed - J.Written vs. Dal (Oct. 16).
 Failed - Out of bounds at Ten (Nov. 13).
 Failed - M.Sanu at Atl (Jan. 22).
 Failed - M.Sanu at Atl (Jan. 22).

OPPONENT KICKS (1/5)

Failed - J.Thomas at Ten (Nov. 13).
 Failed - D.Adams vs. Hou (Dec. 4).
 Failed - R.Rodgers vs. Sea (Dec. 11).
 Success - J.Kearse vs. Min (Dec. 24).
 Failed - R.Rodgers at Det (Jan. 1).

BLOCKED KICKS

PACKERS (0) **BLOCKED PUNTS**

OPPONENTS (1)

KICKOFF

		T.Montgomery					J.Janis				
		No	Yds	Avg	Lg	TD	No	Yds	Avg	Lg	TD
RETURNS											
9/11	at Jax	1	14	14.0	14	0	0	0	--	--	0
9/18	at Min	1	21	21.0	21	0	0	0	--	--	0
9/25	Det	1	24	24.0	24	0	0	0	--	--	0
10/9	NYG	1	24	24.0	24	0	1	18	18.0	18	0
10/16	Dal	2	64	32.0	40	0	0	0	--	--	0
10/20	Chi	0	0	--	--	0	1	17	17.0	17	0
10/30	at Atl	(Inactive)					0	0	--	--	0
11/6	Ind	0	0	--	--	0	0	0	--	--	0
11/13	at Ten	1	23	23.0	23	0	1	28	28.0	28	0
11/20	at Was	2	25	12.5	14	0	1	7	7.0	7	0
11/28	at Phi	1	18	18.0	18	0	0	0	--	--	0
12/4	Hou	1	39	39.0	39	0	1	28	28.0	28	0
12/11	Sea	2	36	18.0	20	0	0	0	--	--	0
12/18	at Chi	4	57	14.3	17	0	1	21	21.0	21	0
12/24	Min	1	21	21.0	21	0	0	0	--	--	0
1/1	at Det	0	0	--	--	0	0	0	--	--	0
SEASON		18	366	20.3	40	0	6	119	19.8	28	0
CAREER		25	584	23.4	46	0	20	525	26.3	70	0
1/8	NYG	0	0	--	--	0	3	77	25.7	33	0
1/15	at Dal	0	0	--	--	0	0	0	--	--	0
1/22	at Atl	0	0	--	--	0	0	0	--	--	0
POSTSEASON		0	0	--	--	0	3	77	25.7	33	0

ADDITIONAL KICKOFF RETURNS: K.Davis 1-18 vs. Chi (Oct. 20); T.Davis 3-64 vs. Ind (Nov. 6); D.Jones 1-15 at Atl (Jan. 22); C.Michael 3-64 vs. Min (Dec. 24), 1-31 vs. NYG (Jan. 8), 2-18 at Da. (Jan. 15); R.Rodgers 1-0 at Was (Nov. 20).

PUNT RETURNS

		M.Hyde					T.Davis						
		No	Yds	Avg	FC	Lg	TD	No	Yds	Avg	FC	Lg	TD
9/11	at Jax	0	0	--	0	--	0	(Inactive)					
9/18	at Min	0	0	--	4	--	0	0	0	--	1	--	0
9/25	Det	0	0	--	0	--	0	1	1	1.0	1	1	0
10/9	NYG	0	0	--	0	--	0	1	3	3.0	2	3	0
10/16	Dal	0	0	--	0	--	0	1	25	25.0	1	25	0
10/20	Chi	0	0	--	0	--	0	1	6	6.0	4	6	0
10/30	at Atl	0	0	--	0	--	0	2	60	30.0	0	55	0
11/6	Ind	0	0	--	0	--	0	1	8	8.0	2	8	0
11/13	at Ten	1	2	2.0	1	2	0	2	12	6.0	0	12	0
11/20	at Was	0	0	--	0	--	0	0	0	--	0	--	0
11/28	at Phi	0	0	--	0	--	0	0	0	--	0	--	0
12/4	Hou	0	0	--	0	--	0	(Inactive)					
12/11	Sea	1	0	0.0	0	0	0	(Inactive)					
12/18	at Chi	1	2	2.0	0	2	0	(Inactive)					
12/24	Min	4	40	10.0	1	19	0	(Did Not Play)					
1/1	at Det	4	20	5.0	0	10	0	0	0	--	0	--	0
SEASON		11	64	5.8	6	19	0	9	115	12.8	11	55	0
CAREER		76	738	9.7	40	93t	0	9	115	12.8	11	55	0
1/8	NYG	5	50	10.0	2	23	0	(Inactive)					
1/15	at Dal	0	0	--	1	--	0	0	0	--	0	--	0
1/22	at Atl	0	0	--	0	--	0	0	0	--	1	--	0
POSTSEASON		5	50	10.0	3	23	0	0	0	--	1	--	0

ADDITIONAL PUNT RETURNS: R.Cobb 1-10 at Was (Nov. 20), 1-0 at Phi (Nov. 28), 2-44 vs. Hou (Dec. 4); M.Evans 1-0 vs. Hou (Dec. 4); D.Randall 1-2 at Min (Sept. 18).

SPECIAL TEAMS FUMBLE STATISTICS

FORCED FUMBLES (0)

FUMBLE RECOVERIES (0)

BLOCKED FIELD GOALS

BLOCKED PATS

(1) vs. Chicago, Oct. 20 (A.Hicks)

DRIVE STATISTICS

YARDS-GAINED ANALYSIS, REGULAR SEASON

	1st Down			2nd Down			3rd Down			4th Down			Season			By Quarter				By Half		
	Att	Yds	Avg	Att	Yds	Avg	Att	Yds	Avg	Att	Yds	Avg	Att	Yds	Avg	1st	2nd	3rd	4th	1st	2nd	OT
Packers	461	2546	5.5	341	1821	5.3	210	1446	6.9	17	87	5.1	1029	5900	5.7	1414	1611	1419	1456	3025	2875	0
Opponents	451	2738	6.1	319	1700	5.3	199	1279	6.4	18	106	5.9	987	5823	5.9	1313	1822	988	1700	3135	2688	0

YARDS-GAINED ANALYSIS, POSTSEASON

	1st Down			2nd Down			3rd Down			4th Down			Season			By Quarter				By Half		
	Att	Yds	Avg	Att	Yds	Avg	Att	Yds	Avg	Att	Yds	Avg	Att	Yds	Avg	1st	2nd	3rd	4th	1st	2nd	OT
Packers	93	625	6.7	64	275	4.4	35	204	6.6	4	82	20.5	197	1186	6.0	212	294	373	307	506	680	0
Opponents	92	620	6.7	62	407	6.6	40	242	6.1	1	18	18.0	195	1287	6.6	330	387	305	265	717	570	0

DRIVE ENGINEERING, REGULAR SEASON

QB	Drives		Drives ended by					BLK	DOWN	TO	SAF	CLK	Points Yielded
	Started	TD	FG	MFG	PUNT								
A.Rodgers	169	50	25	4	55	0	7	15	0	13	422		
B.Hundley	7	1	1	0	1	0	2	1	0	1	10		
Packers	176	51	26	4	56	0	9	16	0	14	432		
Opponents	172	43	27	2	59	0	6	24	0	11	374		

DRIVE ENGINEERING, POSTSEASON

QB	Drives		Drives ended by					BLK	DOWN	TO	SAF	CLK	Points Yielded
	Started	TD	FG	MFG	PUNT								
A.Rodgers	32	12	3	1	11	0	1	3	0	1	93		
B.Hundley	1	0	0	0	0	0	0	0	0	1	0		
Packers	33	12	3	1	11	0	1	3	0	2	93		
Opponents	31	10	6	0	12	0	0	3	0	0	88		

RED-ZONE EFFICIENCY

	Regular Season		Postseason	
	Packers	Opponent	Packers	Opponent
Times Penetrated Opponent 20	66	45	10	12
Total Scores	60	43	10	10
Touchdowns	40	28	9	7
Field Goals-Attempts	20-22	15-15	1-1	3-3
Touchdown Percentage	.606	.622	.900	.583
Scoring Percentage	.909	.956	1.000	.833
Turnovers	2	1	0	2
Downs	2	1	0	0
Missed Field Goals	2	0	0	0
Time Ran Out	0	0	0	0
Ended Not Trying to Score	0	0	0	0
Scores From Outside the 20	17	27	5	6
Touchdowns	11	15	3	3
Field Goals	6	12	2	3

AVERAGE FIELD POSITION

	Regular Season		Postseason	
	Packers	Opponent	Packers	Opponent
Drives Started	176	172	33	31
Average Field Position	GB30	OPP28	GB27	OPP28
Drives Started in Plus Territory	23	11	3	2
Scores	15	7	2	2
Touchdowns	9	4	1	2
Field Goals	6	3	1	0
Missed Field Goals	2	0	0	0
Blocked Field Goals	0	0	0	0
Punts	2	0	0	0
Turnovers	1	1	0	0
Turnover on Downs	1	0	0	0
Ran Out Clock	2	3	1	0
Did Not Attempt to Score	2	3	1	0
Drives Started Inside Own 20	40	35	6	4

GOAL-TO-GO SITUATIONS, REGULAR SEASON

	Summary						GTG Plays				
	Total	TD	Pct	FG	MFG	TO	CLK	DOWN	Plays	TD	Pct
Packers	35	27	.771	6	0	1	0	1	75	27	.360
Opponents	22	18	.818	4	0	0	0	0	49	18	.367

GOAL-TO-GO SITUATIONS, POSTSEASON

	Summary						GTG Plays				
	Total	TD	Pct	FG	MFG	TO	CLK	DOWN	Plays	TD	Pct
Packers	8	8	1.000	0	0	0	0	0	14	8	.571
Opponents	4	4	1.000	0	0	0	0	0	8	4	.500

2016 SUPERLATIVES

LONGEST REGULAR-SEASON RETURNS

Packers

Type	Yards	Opp. Date	Player
Punt	55	at Atl, Oct. 30	T.Davis
Interception	44	vs. Det, Sept. 25	D.Randall
Kickoff	40	vs. Dal, Oct. 16	T.Montgomery
Kickoff	39	vs. Hou, Dec. 4	T.Montgomery
Fumble	35	vs. Hou, Dec. 4	M.Burnett

No. of returns 20-plus yards in length: 26
No. of returns 40-plus yards in length: 3

Opponent

Type	Yards	Opp. Date	Player
Kickoff	99t	vs. Ind, Nov. 6	J.Todman
Kickoff	61	vs. Ind, Nov. 6	J.Todman
Kickoff	42	vs. NYG, Oct. 9	D.Harris
Kickoff	37	at Min, Sept. 18	C.Patterson
Kickoff	37	vs. NYG, Oct. 9	B.Rainey

No. of returns 20-plus yards in length: 32
No. of returns 40-plus yards in length: 3

LONGEST POSTSEASON RETURNS

Packers

Type	Yards	Opp. Date	Player
Interception	78	vs. NYG, Jan. 8	D.Randall
Kickoff	33	vs. NYG, Jan. 8	J.Janis
Kickoff	31	vs. NYG, Jan. 8	C.Michael
Kickoff	24	vs. NYG, Jan. 8	J.Janis
Punt	23	vs. NYG, Jan. 8	M.Hyde

No. of returns 20-plus yards in length: 6
No. of returns 40-plus yards in length: 1

Opponent

Type	Yards	Opp. Date	Player
Kickoff	31	vs. NYG, Jan. 8	D.Harris
Interception	27	at Dal, Jan. 15	J.Heath
Kickoff	24	vs. NYG, Jan. 8	D.Harris
Kickoff	24	vs. NYG, Jan. 8	O.Beckham
Kickoff	24	vs. NYG, Jan. 8	O.Beckham

No. of returns 20-plus yards in length: 6
No. of returns 40-plus yards in length: 0

LONGEST REGULAR-SEASON PLAYS FROM SCRIMMAGE

Packers

Yards	Opp.	Play
66t	vs. Sea	A.Rodgers to D.Adams
61	at Chi	T.Montgomery run
60	at Chi	A.Rodgers to J.Nelson
58	at Atl	A.Rodgers to J.Nelson
50	at Phi	A.Rodgers to D.Adams

Long run:

61	at Chi	T.Montgomery
42t	at Chi	C.Michael
36	at Chi	T.Montgomery
31	vs. NYG	E.Lacy
30	vs. Chi	T.Montgomery

No. plays 20-plus yards: 70
No. plays 40-plus yards: 14

Opponent

Yards	Opp.	Play
75t	at Ten	D.Murray run
73t	vs. Det	M.Stafford to M.Jones
71t	vs. Min	S.Braddock to A.Thielen
70t	at Was	K.Cousins to P.Garcon
66	at Was	R.Kelley run

Long run:

75t	at Ten	D.Murray
66	at Was	R.Kelley
29	vs. Dal	E.Elliott
26	vs. Dal	L.Whitehead
26	at Atl	T.Ward

No. plays 20-plus yards: 66
No. plays 40-plus yards: 13

LONGEST POSTSEASON PLAYS FROM SCRIMMAGE

Packers

Yards	Opp.	Play
42t	vs. NYG	A.Rodgers to R.Cobb
35	at Dal	A.Rodgers to J.Cook
34	vs. NYG	A.Rodgers to T.Montgomery
34t	at Dal	A.Rodgers to R.Rodgers
34	at Atl	A.Rodgers to R.Cobb

Long run:

28	at Atl	A.Rodgers
20	at Dal	A.Ripkowski
15	at Dal	T.Montgomery
14	at Atl	B.Hundley
12	at Atl	A.Ripkowski

No. plays 20-plus yards: 19
No. plays 40-plus yards: 1

Opponent

Yards	Opp.	Play
73t	at Atl	M.Ryan to J.Jones
51	vs. NYG	E.Manning to W.Tye
41t	vs. NYG	E.Manning to T.King
40t	at Dal	D.Prescott to D.Bryant
31	at Atl	M.Ryan to P.DiMarco

Long run:

22	at Dal	E.Elliott
14	vs. NYG	P.Perkins
14t	at Atl	M.Ryan
14	at Atl	D.Freeman
12	at Dal	E.Elliott

No. plays 20-plus yards: 11
No. plays 40-plus yards: 4

MISCELLANEOUS

WEEKLY INACTIVES

9/11	at Jacksonville:	C.Banjo, J.Callahan, T.Davis, J.Elliott, J.Hawkins, K.Murphy, J.Pressley.
9/18	at Minnesota:	C.Banjo, J.Callahan, J.Elliott, J.Hawkins, K.Murphy, S.Shields.
9/25	Detroit:	M.Burnett, J.Callahan, L.Guion, D.Jones, C.Matthews, K.Murphy, S.Shields.
10/9	N.Y. Giants:	J.Callahan, J.Cook, K.Murphy, B.Price, D.Randall, C.Ringo, S.Shields.
10/16	Dallas:	C.Banjo, J.Cook, K.Murphy, C.Ringo, Q.Rollins, S.Shields, J.Starks.
10/20	Chicago:	J.Abbrederis, C.Banjo, J.Cook, K.Murphy, D.Randall, Q.Rollins, J.Starks.
10/30	at Atlanta:	R.Cobb, J.Cook, C.Matthews, T.Montgomery, D.Randall, Q.Rollins, J.Starks
11/6	Indianapolis:	J.Cook, C.Matthews, K.Murphy, D.Randall, C.Ringo, J.Starks, J.Tretter.
11/13	at Tennessee:	J.Cook, D.Jackson, C.Matthews, K.Murphy, D.Randall, C.Ringo, J.Tretter.
11/20	at Washington:	J.Elliott, T.Lang, C.Michael, D.Randall, C.Ringo, J.Ryan, J.Tretter.
11/28	at Philadelphia:	K.Fackrell, D.Goodson, T.Lang, B.Martinez, C.Ringo, J.Ryan, J.Tretter.
12/4	Houston:	T.Davis, M.Dorleant, K.Fackrell, T.Lang, B.Martinez, C.Ringo, J.Tretter.
12/11	Seattle:	T.Davis, K.Fackrell, B.Martinez, K.Murphy, N.Perry, J.Tretter.
12/18	at Chicago:	T.Davis, J.Hawkins, K.Murphy, N.Perry, J.Starks, J.Tretter, J.Tripp.
12/24	Minnesota:	J.Callahan, R.Cobb, J.Elliott, J.Hawkins, K.Murphy, J.Starks, J.Tretter.
1/1	at Detroit:	J.Callahan, R.Cobb, J.Elliott, J.Hawkins, K.Murphy, J.Starks, J.Tretter.

SEASON TOTALS: K.Murphy (12), J.Tretter (9), C.Ringo (7), J.Starks (7), J.Callahan (6), J.Cook (6), D.Randall (6), J.Elliott (5), J.Hawkins (5), C.Banjo (4), T.Davis (4), C.Matthews (4), S.Shields (4), R.Cobb (3), K.Fackrell (3), T.Lang (3), B.Martinez (3), Q.Rollins (3), N.Perry (2), J.Ryan (2), J.Abbrederis (1), M.Burnett (1), M.Dorleant (1), D.Goodson (1), L.Guion (1), D.Jackson (1), D.Jones (1), C.Michael (1), T.Montgomery (1), J.Pressley (1), B.Price (1), J.Tripp (1).

1/8 N.Y. Giants: J.Callahan, T.Davis, J.Elliott, K.Murphy, C.Ringo, Q.Rollins, J.Starks.
1/15 at Dallas: J.Callahan, J.Elliott, K.Murphy, J.Nelson, Q.Rollins, J.Starks, J.Tretter.
1/22 at Atlanta: J.Callahan, J.Kerridge, M.McCaffrey, K.Murphy, C.Ringo, J.Starks, H.Waters.

POSTSEASON TOTALS: J.Callahan (3), K.Murphy (3), J.Starks (3), J.Elliott (2), C.Ringo (2), Q.Rollins (2), T.Davis (1), J.Kerridge (1), M.McCaffrey (1), J.Nelson (1), J.Tretter (1), H.Waters (1).

NON-OFFENSIVE SCORES

REGULAR SEASON

Packers (0):

Opponent (2): L.Floyd fumble recovery in end zone vs. Chi, Oct. 20; J.Todman 99-yard kickoff return vs. Ind, Nov. 6.

POSTSEASON

Packers (0):

Opponent (0):

TIME SPENT IN THE LEAD

Opponent	In Lead	Packers Trailing
9/11 at Jax.....	38:05	5:39
9/18 at Min.....	10:25	30:27
9/25 Det.....	56:22	0:00
10/9 NYG.....	51:18	0:00
10/16 Dal.....	0:00	55:03
10/20 Chi.....	31:55	5:19
10/30 at Atl.....	28:29	26:12
11/6 Ind.....	0:00	59:47
11/13 at Ten.....	0:00	58:17
11/20 at Was.....	2:58	39:08
11/28 at Phi.....	51:04	0:00
12/4 Hou.....	28:12	0:00
12/11 Sea.....	58:30	0:00
12/18 at Chi.....	47:32	1:44
12/24 Min.....	52:13	0:00
1/1 at Det.....	29:50	6:00
SEASON	8:06:53	4:47:36
SEASON AVG	30:26	17:59
1/8 NYG.....	32:20	18:24
1/15 at Dal.....	49:50	2:25
1/22 at Atl.....	0:00	53:24
POSTSEASON	1:22:10	1:14:13
POSTSEASON AVG27:23	24:44

TWO-POINT CONVERSIONS

REGULAR SEASON

Packers (2-4): A.Rodgers run at Atl (Oct. 30), A.Rodgers-D.Adams pass at Det (Jan. 1).

Opponent (0-5):

POSTSEASON

Packers (1-2): A.Ripkowski run at Atl (Jan. 22).

Opponent (1-1): D.Prescott run at Dal (Jan. 15).

PENALTIES AND REPLAY CHALLENGES

PENALTY STATISTICS

	Regular Season		Postseason	
	Packers	Opponent	Packers	Opponent
Times Penalized after Offensive Gain	20	16	1	1
Gains Wiped Out, Offensive Penalties	100	155	4	13
Touchdowns Cost	2	0	0	0
Field Goals Cost	0	0	0	0
First Downs Lost	7	8	0	1
Intentional-Grounding Penalties	0	0	1	0
Defensive Pass Interference, Times Flagged	5	8	2	3
Yards Given Up	63	245	30	59
Defensive 3rd/4th Down Flags (kept drive alive)	5	10	2	4
Kick/Punt Return Penalties	10	6	1	0
Return Yards Wiped Out	72	48	6	0

Touchdowns nullified — GREEN BAY (2): A.Rodgers 21-yard pass to R.Cobb vs. NYG (Oct. 9), A.Rodgers 3-yard pass to T.Montgomery at Was (Nov. 20).

OPPONENTS (0):

2016 REGULAR-SEASON REPLAY CHALLENGES

PACKERS (3/5)

Date, Opp.	Initial Ruling	Ruling
9/11 at Jax	Jacksonville 11 men on field	Penalty on Jax, Defensive 12 On Field, Reversed
10/20 vs. Chi	M.Barkley incomplete pass	N.Perry sacks M.Barkley for -10 yards, Reversed
10/20 vs. Chi	M.Barkley 14 pass to Z.Miller, first down	Upheld
10/30 at Atl	Atlanta 11 men on field	Penalty on Atl, Defensive 12 On Field, Reversed
12/11 vs. Sea	A.Rodgers incomplete pass to J.Nelson	Upheld

OPPONENTS (2/4)

Date, Opp.	Initial Ruling	Ruling
10/20 vs. Chi	A.Rodgers 7 pass to T.Montgomery, first down	Upheld
11/28 at Phi	B.Goode downed punt at Philadelphia 1-yard line	Upheld
11/28 at Phi	A.Rodgers 2 pass to J.Cook	Incomplete Pass, Reversed
1/1 at Det	A.Rodgers 3 pass to D.Adams, first down	Short of Line to Gain, Third Down, Reversed

REPLAY ASSISTANT (1/4)

Last two minutes of the half, overtime, turnovers and scoring plays

Date, Opp.	Initial Ruling	Ruling
10/9 vs. NYG	E.Manning 8 pass to O.Beckham, touchdown	Upheld
10/16 vs. Dal	D.Prescott 1 pass to C.Beasley, touchdown	Upheld
10/16 vs. Dal	T.Montgomery fumbles, recovered by R.Davis	Upheld
11/20 at Was	A.Rodgers 13 pass to J.Nelson, touchdown	Upheld

2016 POSTSEASON REPLAY CHALLENGES

PACKERS (0/0)

Date, Opp.	Initial Ruling	Ruling
------------	----------------	--------

OPPONENTS (0/1)

Date, Opp.	Initial Ruling	Ruling
1/22 at Atl	M.Ryan 3 pass to D.Freeman, down by contact, short of goal line	Touchdown, Reversed

REPLAY ASSISTANT (2/3)

Last two minutes of the half, overtime, turnovers and scoring plays

Date, Opp.	Initial Ruling	Ruling
1/15 at Dal	A.Rodgers 36 pass to J.Cook	Upheld
1/22 at Atl	M.Ryan 5 pass to J.Jones, touchdown	Upheld
1/22 at Atl	A.Rodgers pass intercepted by J.Collins	Incomplete Pass, Reversed

2016 REGULAR-SEASON PENALTIES ACCEPTED (100)

OFFENSE (43)

Delay of Game (6) — A.Rodgers at Jax (Sept. 11), A.Rodgers at Jax (Sept. 11), A.Rodgers vs. Chi (Oct. 20), A.Rodgers at Ten (Nov. 13), A.Rodgers at Was (Nov. 20), A.Rodgers at Det (Jan. 1)

False Start (13) — B.Bulaga vs. Chi (Oct. 20), J.Janis vs. Chi (Oct. 20), B.Bulaga at Atl (Oct. 30), D.Bakhtiari at Ten (Nov. 13), D.Barclay at Ten (Nov. 13), J.Spriggs at Was (Nov. 20), J.Cook at Phi (Nov. 28), J.Cook at Chi (Dec. 18), Team vs. Min (Dec. 24), B.Bulaga at Det (Jan. 1), D.Bakhtiari at Det (Jan. 1), B.Bulaga at Det (Jan. 1), L.Taylor at Det (Jan. 1)

Holding (15) — R.Rodgers at Min (Sept. 18), T.Lang at Min (Sept. 18), J.Tretter vs. Det (Sept. 25), B.Bulaga vs. Det (Sept. 25), D.Bakhtiari vs. NYG (Oct. 9), D.Bakhtiari vs. Ind (Nov. 6), D.Bakhtiari at Ten (Nov. 13), L.Taylor at Ten (Nov. 13), D.Barclay at Was (Nov. 20), D.Barclay at Was (Nov. 20), L.Taylor at Phi (Nov. 28), C.Linsley at Phi (Nov. 28), T.Lang at Chi (Dec. 18), J.Spriggs vs. Min (Dec. 24), J.Janis at Det (Jan. 1)

Illegal Use of Hands (1) — L.Taylor at Chi (Dec. 18)

Illegal Block Above the Waist (2) — D.Adams vs. Hou (Dec. 4), T.Lang at Det (Jan. 1)

Ineligible Receiver Downfield (1) — T.Lang vs. Chi (Oct. 20)

Pass Interference (2) — D.Adams at Min (Sept. 18), D.Adams vs. NYG (Oct. 9)

Unsportsmanlike Conduct (3) — J.Tretter at Min (Sept. 18), H.Clinton-Dix vs. Sea (Dec. 11), D.Adams at Det (Jan. 1)

DEFENSE (40)

Defensive 12 On Field (1) — K.Fackrell vs. Dal (Oct. 16)

Defensive Delay of Game (1) — H.Clinton-Dix at Ten (Nov. 13)

Encroachment (2) — L.Guion vs. Chi (Oct. 20), M.Daniels at Ten (Nov. 13)

Face Mask (2) — K.Brice at Atl (Oct. 30), J.Peppers at Phi (Nov. 28)

Holding (5) — M.Burnett at Jax (Sept. 11), L.Guion vs. Dal (Oct. 16), K.Brice vs. Ind (Nov. 6), D.Randall at Chi (Dec. 18), L.Gunter at Chi (Dec. 18)

Illegal Use of Hands (1) — D.Jones vs. Dal (Oct. 16)

2016 POSTSEASON PENALTIES ACCEPTED (11)

OFFENSE (3)

Face Mask (1) — A.Rodgers at Atl (Jan. 22)

False Start (1) — L.Taylor at Dal (Jan. 15)

Intentional Grounding (1) — A.Rodgers vs. NYG (Jan. 8)

DEFENSE (6)

Holding (2) — L.Gunter at Dal (Jan. 15), L.Gunter at Atl (Jan. 22)

Offside (1) — C.Matthews at Atl (Jan. 22)

Pass Interference (2) — L.Gunter at Dal (Jan. 15), M.Burnett at Atl (Jan. 22)

Neutral-Zone Infraction (4)

M.Daniels vs. Ind (Nov. 6), N.Perry at Phi (Nov. 28), N.Perry at Phi (Nov. 28), L.Guion vs. Hou (Dec. 4)

Offside (9) — M.Daniels at Jax (Sept. 11), C.Matthews vs. Dal (Oct. 16), D.Jones vs. Chi (Oct. 20), K.Fackrell at Atl (Oct. 30), J.Peppers vs. Ind (Nov. 6), L.Guion vs. Hou (Dec. 4), D.Lowry vs. Sea (Dec. 11), K.Clark vs. Sea (Dec. 11), D.Jones at Det (Jan. 1)

Pass Interference (5) — M.Burnett at Jax (Sept. 11), D.Randall at Min (Sept. 18), D.Goodson vs. Dal (Oct. 16), M.Hyde vs. Chi (Oct. 20), L.Gunter at Atl (Oct. 30)

Roughing the Passer (4) — M.Daniels at Min (Sept. 18), D.Jones at Atl (Oct. 30), M.Daniels at Was (Nov. 20), J.Ryan at Chi (Dec. 18)

Unnecessary Roughness (4) — L.Guion at Ten (Nov. 13), H.Clinton-Dix at Ten (Nov. 13), D.Jones at Was (Nov. 20), D.Jones vs. Sea (Dec. 11)

Unsportsmanlike Conduct (2) — N.Perry vs. Det (Sept. 25), M.Daniels at Ten (Nov. 13)

SPECIAL TEAMS (17)

False Start (1) — J.Spriggs vs. Chi (Oct. 20)

Holding (7) — T.Montgomery vs. NYG (Oct. 9), J.Hawkins vs. NYG (Oct. 9), J.Janis at Phi (Nov. 28), J.Hawkins vs. Hou (Dec. 4), J.Hawkins vs. Sea (Dec. 11), B.Martinez at Chi (Dec. 18), K.Brice at Chi (Dec. 18)

Illegal Block Above the Waist (3) — M.Evans vs. Det (Sept. 25), M.Evans vs. Min (Dec. 24), D.Randall at Det (Jan. 1)

Illegal Formation (1) — Team (Oct. 20)

Offside on Free Kick (3) — K.Brice vs. NYG (Oct. 9), K.Brice at Atl (Oct. 30), Team at Ten (Nov. 13)

Unsportsmanlike Conduct (2) — J.Janis vs. NYG (Oct. 9), K.Fackrell at Ten (Nov. 13)

WEEKLY INDIVIDUAL STATISTICAL LEADERS

REGULAR-SEASON PACKERS WEEKLY LEADERS

		Scoring			Passing			Carries			Rush		Receptions			Receiving			Tackles (Solo)		Sacks	
											Yards				Yards							
9/11	at Jacksonville:	M.Crosby	9	A.Rodgers	199	E.Lacy	14	E.Lacy	61	2 tied with	6	R.Cobb	57	2 tied with	9	3 tied with	1.0					
9/18	at Minnesota:	2 tied with	6	A.Rodgers	213	E.Lacy	12	E.Lacy	50	2 tied with	5	J.Nelson	73	J.Ryan	9 (6)	J.Peppers	1.5					
9/25	Detroit:	J.Nelson	12	A.Rodgers	205	E.Lacy	17	E.Lacy	103	J.Nelson	6	J.Nelson	101	M.Hyde	10 (10)	N.Perry	2.0					
10/9	N.Y. Giants:	M.Crosby	11	A.Rodgers	259	J.Starks	12	E.Lacy	81	R.Cobb	9	R.Cobb	108	M.Hyde	10 (7)	4 tied with	1.0					
10/16	Dallas:	M.Crosby	10	A.Rodgers	294	E.Lacy	17	E.Lacy	65	T.Montgomery	10	T.Montgomery	98	H.Clinton-Dix	9 (9)	J.Peppers	1.0					
10/20	Chicago:	D.Adams	12	A.Rodgers	326	T.Montgomery	9	T.Montgomery	60	D.Adams	13	D.Adams	132	N.Perry	6 (5)	N.Perry	1.0					
10/30	at Atlanta:	5 tied with	6	A.Rodgers	246	2 tied with	6	A.Rodgers	60	D.Adams	12	J.Nelson	94	J.Ryan	10 (10)	2 tied with	1.0					
11/6	Indianapolis:	M.Crosby	8	A.Rodgers	297	T.Montgomery	7	T.Montgomery	53	J.Nelson	7	J.Nelson	94	J.Ryan	9 (8)	M.Burnett	1.0					
11/13	at Tennessee:	M.Crosby	7	A.Rodgers	371	J.Starks	7	J.Starks	33	J.Nelson	12	D.Adams	156	B.Martinez	10 (9)	2 tied with	1.0					
11/20	at Washington:	4 tied with	6	A.Rodgers	351	J.Starks	9	A.Rodgers	33	J.Cook	6	J.Cook	105	2 tied with	8	2 tied with	1.0					
11/28	at Philadelphia:	D.Adams	12	A.Rodgers	313	J.Starks	17	J.Starks	41	J.Nelson	8	D.Adams	113	M.Burnett	10 (9)	4 tied with	1.0					
12/4	Houston:	3 tied with	6	A.Rodgers	209	C.Michael	9	T.Montgomery	40	J.Nelson	8	J.Nelson	118	M.Burnett	11 (11)	2 tied with	1.0					
12/11	Seattle:	J.Nelson	12	A.Rodgers	246	C.Michael	10	T.Montgomery	41	J.Nelson	6	D.Adams	104	J.Thomas	10 (10)	3 tied with	1.0					
12/18	at Chicago:	2 tied with	12	A.Rodgers	252	T.Montgomery	16	T.Montgomery	162	J.Nelson	7	J.Nelson	124	J.Thomas	10 (8)	J.Peppers	1.0					
12/24	Minnesota:	J.Nelson	12	A.Rodgers	347	T.Montgomery	9	T.Montgomery	23	J.Nelson	9	J.Nelson	154	J.Thomas	6 (6)	N.Perry	2.0					
1/1	at Detroit:	D.Adams	14	A.Rodgers	300	A.Rodgers	10	A.Ripkowski	61	2 tied with	6	G.Allison	91	2 tied with	6	2 tied with	1.0					

POSTSEASON PACKERS WEEKLY LEADERS

		Scoring			Passing			Carries			Rush		Receptions			Receiving			Tackles (Solo)		Sacks	
											Yards				Yards							
1/8	N.Y. Giants:	R.Cobb	18	A.Rodgers	362	T.Montgomery	11	C.Michael	47	D.Adams	8	D.Adams	125	J.Ryan	11 (7)	2 tied with	1.0					
1/15	at Dallas:	T.Montgomery	12	A.Rodgers	355	T.Montgomery	11	T.Montgomery	47	R.Cobb	7	J.Cook	103	H.Clinton-Dix	6 (6)	2 tied with	1.0					
1/22	at Atlanta:	3 tied with	6	A.Rodgers	287	C.Michael	6	A.Rodgers	46	J.Cook	7	R.Cobb	82	2 tied with	9	None						

REGULAR-SEASON OPPONENTS WEEKLY LEADERS

		Scoring			Passing			Carries			Rush		Receptions			Receiving			Tackles (Solo)		Sacks	
											Yards				Yards							
9/11	at Jacksonville:	J.Myers	11	B.Bortles	320	T.Yeldon	21	T.Yeldon	39	A.Robinson	6	A.Hurns	75	J.Cyprien	9 (9)	J.Odrick	1.0					
9/18	at Minnesota:	2 tied with	6	S.Bradford	286	A.Peterson	12	A.Peterson	19	S.Diggs	9	S.Diggs	182	A.Sendejo	11 (9)	5 tied with	1.0					
9/25	Detroit:	M.Jones	12	M.Stafford	385	2 tied with	10	D.Washington	38	T.Riddick	7	M.Jones	205	2 tied with	5	2 tied with	1.0					
10/9	N.Y. Giants:	J.Brown	10	E.Manning	199	O.Darkwa	7	B.Rainey	22	B.Rainey	6	O.Beckham	56	3 tied with	7	None						
10/16	Dallas:	2 tied with	12	D.Prescott	247	E.Elliott	28	E.Elliott	157	C.Beasley	6	T.Williams	75	S.Lee	12 (9)	D.Irving	1.0					
10/20	Chicago:	L.Floyd	6	M.Barkley	81	K.Carey	10	K.Carey	48	A.Jeffery	3	Z.Miller	40	J.Freeman	13 (10)	L.Floyd	2.0					
10/30	at Atlanta:	D.Freeman	12	M.Ryan	288	D.Freeman	11	T.Ward	46	M.Sanu	9	M.Sanu	84	K.Neal	8 (4)	A.Clayborn	2.0					
11/6	Indianapolis:	F.Gore	12	A.Luck	281	F.Gore	19	F.Gore	60	T.Hilton	6	T.Hilton	82	C.Geathers	8 (7)	3 tied with	1.0					
11/13	at Tennessee:	R.Succop	11	M.Mariota	295	D.Murray	17	D.Murray	123	D.Walker	9	D.Walker	124	K.Byard	7 (7)	B.Orakpo	2.0					
11/20	at Washington:	R.Kelley	18	K.Cousins	375	R.Kelley	24	R.Kelley	137	P.Garcon	6	P.Garcon	116	D.Whitner	10 (8)	2 tied with	1.0					
11/28	at Philadelphia:	C.Sturgis	7	C.Wentz	254	W.Smallwood	9	W.Smallwood	37	D.Green-Beckham	6	D.Green-Beckham	82	J.Hicks	8 (6)	None						
12/4	Houston:	2 tied with	6	B.Osweiler	202	L.Miller	14	J.Grimes	43	C.Fedorowicz	6	W.Fuller	59	Q.Demps	7 (7)	W.Mercilus	1.0					
12/11	Seattle:	T.McEvoy	6	R.Wilson	240	T.Rawls	12	T.Rawls	67	D.Baldwin	6	D.Baldwin	46	B.Wagner	12 (7)	A.Rubin	1.0					
12/18	at Chicago:	C.Barth	9	M.Barkley	362	J.Howard	17	J.Howard	90	C.Meredith	9	D.Thompson	110	C.LeBlanc	7 (7)	P.McPhee	2.0					
12/24	Minnesota:	A.Thielen	12	S.Bradford	382	J.McKinnon	11	J.McKinnon	50	A.Thielen	12	A.Thielen	202	E.Kendricks	11 (7)	E.Kendricks	2.5					
1/1	at Detroit:	4 tied with	6	M.Stafford	347	Z.Zenner	20	Z.Zenner	69	2 tied with	6	G.Tate	77	D.Slay	8 (8)	T.Wilson	1.0					

POSTSEASON OPPONENTS WEEKLY LEADERS

		Scoring			Passing			Carries			Rush		Receptions			Receiving			Tackles (Solo)		Sacks	
											Yards				Yards							
1/8	N.Y. Giants:	R.Gould	7	E.Manning	299	P.Perkins	10	P.Perkins	30	3 tied with	4	T.King	73	J.Casillas	11 (7)	5 tied with	1.0					
1/15	at Dallas:	D.Bryant	12	D.Prescott	302	E.Elliott	22	E.Elliott	125	D.Bryant	9	D.Bryant	132	S.Lee	8 (6)	3 tied with	1.0					
1/22	at Atlanta:	J.Jones	12	M.Ryan	392	D.Freeman	14	D.Freeman	42	J.Jones	9	J.Jones	180	B.Poole	7 (6)	2 tied with	1.0					

TURNOVER STATISTICS AND NOTES

TURNOVER ANALYSIS

	Packers Take			Packers Give			Diff	Cum	NFC Rank	NFL Rank
	Int	Fum	Tot	Int	Fum	Tot				
Jax	1	0	1	0	0	0	+1	+1	4t	5t
Min	0	1	1	1	2	3	-2	-1	11t	19t
DET	1	0	1	0	0	0	+1	0	8t	14t
BYE	-	-	-	-	-	-	-	0	9	17
NYG	0	1	1	2	0	2	-1	-1	9t	18t
DAL	1	1	2	1	3	4	-2	-3	13	24t
CHI	2	0	2	0	1	1	+1	-2	10t	19t
Atl	0	0	0	0	0	0	0	-2	10t	19t
IND	2	0	2	1	0	1	+1	-1	10	18t
Ten	0	0	0	2	1	3	-3	-4	13	25
Was	0	0	0	1	1	2	-2	-6	14t	27t
Phi	1	0	1	0	0	0	+1	-5	12t	23t
HOU	0	1	1	0	1	1	0	-5	12t	24t
SEA	5	1	6	0	0	0	+6	+1	6t	16t
Chi	3	1	4	0	0	0	+4	+5	3t	8t
MIN	0	2	2	0	0	0	+2	+7	2t	6t
Det	1	0	1	0	0	0	+1	+8	3	6
Total	17	8	25	8	9	17				

HOME GAMES UPPERCASED IN BOLD

Regular-Season Takeaway Breakdown

	Packers	Opponent
Total	25	17
Interceptions	17	8
Fumble Rec.	8	1
Muffed Punt Rec.	0	0
Points off Turnovers	81	30
Touchdowns	9	3
Field Goals	6	3
Didn't attempt score	3	1

REGULAR-SEASON TOUCHDOWN RETURNS

Packers (0):
Opponent (1): L.Floyd fumble recovery in end zone vs.Chi, Oct. 20.

Postseason Takeaway Breakdown

	Packers	Opponent
Total	3	3
Interceptions	2	2
Fumble Rec.	1	1
Muffed Punt Rec.	0	0
Points off Turnovers	7	21
Touchdowns	1	3
Field Goals	0	0
Didn't attempt score	1	0

POSTSEASON TOUCHDOWN RETURNS

Packers (0):
Opponent (0):

2016 RECORD WHEN...

When...	Record	Postseason
+6 turnover margin	1-0	0-0
+5 turnover margin	0-0	0-0
+4 turnover margin	1-0	0-0
+3 turnover margin	0-0	0-0
+2 turnover margin	1-0	1-0
+1 turnover margin	5-1	0-0
even turnover margin	1-1	1-0
-1 turnover margin	1-1	0-0
-2 turnover margin	0-2	0-1
-3 turnover margin	0-1	0-0
-4 turnover margin	0-0	0-0
recording 0 takeaways	0-3	0-1
recording 1 takeaway	6-1	1-0
recording 2 takeaways	2-2	1-0
recording 3 takeaways	0-0	0-0
recording 4 takeaways	1-0	0-0
recording 5 takeaways	0-0	0-0
recording 6 takeaways	1-0	0-0
recording 0 giveaways	7-1	1-0
recording 1 giveaway	2-1	1-0
recording 2 giveaways	1-1	0-1
recording 3 giveaways	0-2	0-0
recording 4 giveaways	0-1	0-0
recording 5 giveaways	0-0	0-0
recording 0 interceptions	3-4	0-1
recording 1 interception	4-1	2-0
recording 2 interceptions	1-1	0-0
recording 3 interceptions	1-0	0-0
recording 4 interceptions	0-0	0-0
recording 5 interceptions	1-0	0-0
surrendering 0 interceptions	9-1	1-0
surrendering 1 interception	0-4	1-1
surrendering 2 interceptions	1-1	0-0
surrendering 3 interceptions	0-0	0-0
recovering 0 fumbles	5-4	1-1
recovering 1 fumble	4-2	1-0
recovering 2 fumbles	1-0	0-0
recovering 3 fumbles	0-0	0-0
losing 0 fumbles	8-2	2-0
losing 1 fumble	2-2	0-1
losing 2 fumbles	0-1	0-0
losing 3 fumbles	0-1	0-0

TAKEAWAY SUMMARY (25)

9/11 at Jacksonville:	J.Thomas (interception).
9/18 at Minnesota:	R.Cobb (fumble recovery).
9/25 Detroit:	D.Randall (interception).
10/9 N.Y. Giants:	K.Clark (fumble recovery).
10/16 Dallas:	M.Burnett (interception), J.Thomas (fumble recovery).
10/20 Chicago:	B.Martinez (interception), N.Perry (interception).
10/30 at Atlanta:	None.
11/6 Indianapolis:	H.Clinton-Dix (2 interceptions).
11/13 at Tennessee:	None.
11/20 at Washington:	None.
11/28 at Philadelphia:	H.Clinton-Dix (interception).
12/4 Houston:	M.Burnett (fumble recovery).
12/11 Seattle:	D.Randall (2 interceptions), K.Brice (fumble recovery), M.Burnett (interception), M.Hyde (interception), Q.Rollins (interception).
12/18 at Chicago:	H.Clinton-Dix (2 interceptions), M.Hyde (interception), J.Peppers (fumble recovery).
12/24 Minnesota:	K.Clark (fumble recovery), M.Daniels (fumble recovery).
1/1 at Detroit:	M.Hyde (interception).

SEASON TOTALS: H.Clinton-Dix 5 (5 interceptions), M.Burnett 3 (2 interceptions, fumble recovery), M.Hyde 3 (3 interceptions), D.Randall 3 (3 interceptions), K.Clark 2 (2 fumble recovery), J.Thomas 2 (fumble recovery, interception), K.Brice 1 (fumble recovery), R.Cobb 1 (fumble recovery), M.Daniels 1 (fumble recovery), B.Martinez 1 (interception), N.Perry 1 (interception), J.Peppers 1 (fumble recovery), Q.Rollins 1 (interception).

1/8 N.Y. Giants:	C.Matthews (fumble recovery), D.Randall (interception).
1/15 at Dallas:	M.Hyde (interception).
1/22 at Atlanta:	None.

POSTSEASON TOTALS: M.Hyde 1 (interception), C.Matthews 1 (fumble recovery), D.Randall 1 (interception).

Note: Only fumbles lost are credited. Fumbles in which the team maintained possession are not included.

GIVEAWAY SUMMARY (17)

9/11 at Jacksonville:	None.
9/18 at Minnesota:	A.Rodgers (fumble, interception), D.Adams (fumble).
9/25 Detroit:	None.
10/9 N.Y. Giants:	A.Rodgers (2 interceptions).
10/16 Dallas:	A.Rodgers (fumble, interception), T.Montgomery (fumble), J.Nelson (fumble).
10/20 Chicago:	A.Rodgers (fumble).
10/30 at Atlanta:	None.
11/6 Indianapolis:	A.Rodgers (interception).
11/13 at Tennessee:	A.Rodgers (2 interceptions), T.Davis (fumble).
11/20 at Washington:	J.Cook (fumble), B.Hundley (interception).
11/28 at Philadelphia:	None.
12/4 Houston:	A.Rodgers (fumble).
12/11 Seattle:	None.
12/18 at Chicago:	None.
12/24 Minnesota:	None.
1/1 at Detroit:	None.

SEASON TOTALS: A.Rodgers 11 (7 interceptions, 4 fumbles), D.Adams 1 (fumble), J.Cook 1 (fumble), T.Davis 1 (fumble), B.Hundley 1 (interception), T.Montgomery 1 (fumble), J.Nelson 1 (fumble).

1/8 N.Y. Giants:	None.
1/15 at Dallas:	A.Rodgers (interception).
1/22 at Atlanta:	A.Ripkowski (fumble), A.Rodgers (interception).

POSTSEASON TOTALS: A.Rodgers 2 (2 interceptions), A.Ripkowski 1 (fumble).

Note: Only fumbles lost are credited. Fumbles in which the team maintained possession are not included.

TAKEAWAY POINTS

Packers Regular Season (81)

Date	Opp.	Turnover	Result	Points
9/11	at Jax	Interception	TD	7
9/25	vs. Det	Interception	FG	3
10/9	vs. NYG	Fumble	FG	3
10/16	vs. Dal	Fumble	FG	3
10/16	vs. Dal	Interception	FG	3
11/6	vs. Ind	Interception	TD	7
11/28	at Phi	Interception	FG	3
12/11	vs. Sea	Interception	TD	7
12/11	vs. Sea	Interception	TD	7
12/11	vs. Sea	Interception	TD	7
12/18	at Chi	Fumble	FG	3
12/18	at Chi	Interception	TD	7
12/18	at Chi	Interception	TD	7
12/24	vs. Min	Fumble	TD	7
12/24	vs. Min	Fumble	TD	7

Packers Postseason (7)

Date	Opp.	Turnover	Result	Points
1/8	vs. NYG	Fumble	TD	7

Opponent Regular Season (30)

Date	Opp.	Turnover	Result	Points
10/9	vs. NYG	Interception	FG	3
10/16	vs. Dal	Interception	FG	3
10/20	vs. Chi	Fumble	TD	7
11/13	at Ten	Fumble	TD	7
11/13	at Ten	Interception	FG	3
11/20	at Was	Fumble	TD	7

Opponent Postseason (21)

Date	Opp.	Turnover	Result	Points
1/15	at Dal	Interception	TD	7
1/22	at Atl	Fumble	TD	7
1/22	at Atl	Interception	TD	7

REGULAR-SEASON PLAYER PARTICIPATION

NFL WEEK Player	1 at JAX	2 at MIN	3 DET	5 NYG	6 DAL	7 CHI	8 at ATL	9 IND	10 at TEN	11 at WAS	12 at PHI	13 HOU	14 SEA	15 at CHI	16 MIN	17 at DET	— Season Totals — GP GS DNP INA			
Abbrederis, Jared	SUB	SUB	SUB	SUB	SUB	INA	-	-	-	-	-	-	-	-	-	-	5	0	0	1
Adams, Davante	3WR	3WR	SUB	3WR	3WR	3WR	WR	WR	3WR	3WR	3WR	3WR	WR	WR	WR	WR	16	15	0	0
Allison, Geronimo	PS	PS	PS	PS	PS	PS	SUB	SUB	SUB	SUB	SUB	SUB	SUB	SUB	3WR	3WR	10	2	0	0
Bakhtiari, David	LT	LT	LT	LT	LT	LT	LT	LT	LT	LT	LT	LT	LT	LT	LT	LT	16	16	0	0
Banjo, Chris	INA	INA	SUB	SUB	INA	INA	IR	-	-	-	-	-	-	-	-	-	2	0	0	4
Barclay, Don	SUB	SUB	SUB	SUB	SUB	SUB	SUB	SUB	SUB	RG	SUB	SUB	SUB	SUB	SUB	SUB	16	1	0	0
Bradford, Carl	PS	PS	PS	PS	PS	PS	PS	PS	PS	SUB	SUB	SUB	SUB	-	-	-	4	0	0	0
Brice, Kentrell	SUB	SUB	SUB	SUB	SUB	SUB	SUB	SUB	SUB	SUB	SUB	SUB	SUB	SUB	SUB	SS	16	1	0	0
Bulaga, Bryan	RT	RT	RT	RT	RT	RT	RT	RT	RT	RT	RT	RT	RT	RT	RT	RT	16	16	0	0
Burks, Brandon	-	-	-	-	-	-	-	-	PS	-	-	-	-	-	-	-	0	0	0	0
Burnett, Morgan	SS	SS	INA	SS	SS	SS	SS	SS	SS	SS	SS	SS	SS	SS	SS	ILB	15	15	0	1
Cajuste, Devon	PS	PS	PS	PS	PS	PS	PS	PS	PS	PS	PS	PS	PS	PS	PS	PS/INJ	0	0	0	0
Callahan, Joe	INA	INA	INA	INA	-	-	-	-	-	-	-	-	PS	DNP	INA	INA	0	0	1	6
Clark, Kenny	SUB	SUB	NT	SUB	DE	SUB	SUB	SUB	SUB	SUB	SUB	SUB	SUB	SUB	SUB	SUB	16	2	0	0
Clinton-Dix, Ha Ha	FS	FS	FS	FS	FS	FS	FS	FS	FS	FS	FS	FS	FS	FS	FS	FS	16	16	0	0
Cobb, Randall	WR	WR	WR	WR	WR	WR	INA	SUB	WR	WR	WR	WR	SUB	SUB	INA	INA	13	10	0	3
Cook, Jared	TE	TE	SUB	INA	INA	INA	INA	INA	INA	TE	SUB	TE	TE	SUB	SUB	SUB	10	5	0	6
Crockett, John	IR	IR	IR	IR	IR	IR	IR	IR	IR	IR	IR	IR	IR	IR	IR	IR	0	0	0	0
Crosby, Mason	SUB	SUB	SUB	SUB	SUB	SUB	SUB	SUB	SUB	SUB	SUB	SUB	SUB	SUB	SUB	SUB	16	0	0	0
Daniel, Robertson	-	-	PS	-	-	-	-	-	-	-	-	-	-	-	-	-	0	0	0	0
Daniels, Mike	DT	DT	DT	DT	DT	DT	DT	DT	DT	DT	DT	DT	DT	DT	DT	DT	16	16	0	0
Davis, Knile	-	-	-	-	-	SUB	SUB	-	-	-	-	-	-	-	-	-	2	0	0	0
Davis, Trevor	INA	SUB	SUB	SUB	SUB	SUB	SUB	SUB	SUB	SUB	SUB	INA	INA	INA	DNP	SUB	11	0	1	4
Dorleant, Makinton	IR	IR	IR	IR	IR	IR	IR	IR	IR	IR	IR	INA	SUB	SUB	SUB	SUB	4	0	0	1
Elliott, Jayrone	INA	INA	SUB	SUB	SUB	SUB	SUB	SUB	SUB	INA	SUB	SUB	SUB	SUB	INA	INA	11	0	0	5
Evans, Marwin	SUB	SUB	SUB	SUB	SUB	SUB	SUB	SUB	SUB	SUB	SUB	SUB	SUB	SUB	SUB	SUB	16	0	0	0
Fackrell, Kyler	SUB	SUB	SUB	SUB	SUB	SUB	SUB	SUB	SUB	SUB	INA	INA	INA	SUB	SUB	SUB	13	0	0	3
Flores, Jacob	-	-	-	-	-	-	PS	PS	PS	PS	PS	PS	PS	PS	PS	PS	0	0	0	0
Gilbert, Reggie	PS	PS	PS	PS	PS	PS	PS	PS	PS	PS	PS	PS	PS	PS	PS	PS	0	0	0	0
Goode, Brett	SUB	SUB	SUB	SUB	SUB	SUB	SUB	SUB	SUB	SUB	SUB	SUB	SUB	SUB	SUB	SUB	16	0	0	0
Goodley, Antwan	-	-	-	-	-	-	-	-	-	-	-	-	-	-	-	PS	0	0	0	0
Goodson, Demetri	SUS	SUS	SUS	SUS	SUB	LCB	LCB	SUB	SUB	LCB	INA	IR	IR	IR	IR	IR	6	3	0	1
Guion, Letroy	NT	NT	INA	NT	NT	NT	NT	NT	NT	NT	NT	NT	NT	NT	NT	NT	15	15	0	1
Gunter, LaDarius	SUB	RCB	RCB	RCB	RCB	RCB	3CB	RCB	RCB	RCB	RCB	RCB	RCB	RCB	RCB	RCB	16	15	0	0
Hawkins, Josh	INA	INA	SUB	SUB	SUB	SUB	SUB	SUB	SUB	SUB	SUB	SUB	SUB	INA	INA	INA	11	0	0	5
Hundley, Brett	DNP	DNP	DNP	DNP	DNP	DNP	DNP	DNP	DNP	SUB	SUB	DNP	DNP	SUB	DNP	SUB	4	0	12	0
Hyde, Micah	SUB	SUB	SS	3CB	3S	3CB	RCB	3CB	SUB	3CB	3CB	SUB	3S	SUB	3CB	3CB	16	11	0	0
Jackson, Don	PS	PS	PS	PS	PS	SUB	RB	SUB	SUB	INA	IR	IR	IR	IR	IR	IR	3	1	0	1
Janis, Jeff	SUB	SUB	SUB	SUB	SUB	SUB	SUB	SUB	3WR	SUB	SUB	SUB	SUB	SUB	SUB	SUB	16	1	0	0
Jones, Datone	SUB	SUB	INA	SUB	SUB	SUB	SUB	SUB	DE	SUB	SUB	SUB	SUB	LOLB	LOLB	LOLB	15	4	0	1
Kerridge, Joe	-	-	-	PS	PS	PS	PS	PS	SUB	SUB	SUB	SUB	SUB	SUB	SUB	SUB	8	0	0	0
Kuder, Tyler	IR	IR	IR	IR	IR	IR	IR	IR	IR	-	-	-	-	-	-	-	0	0	0	0
Lacy, Eddie	RB	RB	RB	RB	RB	IR	IR	IR	IR	IR	IR	IR	IR	IR	IR	IR	5	5	0	0
Lang, T.J.	RG	RG	RG	RG	RG	RG	RG	RG	RG	RG	INA	INA	INA	RG	RG	RG	13	13	0	3
Linsley, Corey	PUP	PUP	PUP	PUP	PUP	PUP	PUP	PUP	C	C	C	C	C	C	C	C	9	9	0	0
Lowry, Dean	SUB	SUB	SUB	SUB	SUB	SUB	SUB	SUB	SUB	SUB	DNP	SUB	SUB	SUB	SUB	SUB	15	0	1	0
Martinez, Blake	ILB	ILB	ILB	ILB	SUB	ILB	ILB	ILB	ILB	ILB	INA	INA	INA	SUB	SUB	SUB	13	9	0	3
Mathews, Derrick	-	-	-	-	-	-	-	-	-	-	PS	PS	PS	PS	PS	PS	0	0	0	0
Mathews, Clay	LOLB	ROLB	INA	ROLB	ILB	ROLB	INA	INA	INA	ROLB	ILB	ILB	SUB	SUB	SUB	ROLB	12	9	0	4
McCaffrey, Max	-	-	-	-	-	-	-	-	-	-	-	-	-	-	PS	PS	0	0	0	0
Michael, Christine	-	-	-	-	-	-	-	-	-	INA	SUB	SUB	SUB	SUB	SUB	SUB	6	0	0	1
Montgomery, Ty	SUB	SUB	SUB	SUB	SUB	RB	INA	RB	SUB	SUB	SUB	SUB	RB	RB	RB	RB	15	6	0	1
Muir, Blake	PS	PS	PS	PS	PS	-	-	-	-	-	-	-	-	-	-	-	0	0	0	0
Murphy, Kyle	INA	INA	INA	INA	INA	INA	DNP	INA	INA	SUB	SUB	SUB	INA	INA	INA	INA	3	0	1	12
Nelson, Jordy	WR	WR	WR	WR	WR	WR	WR	WR	WR	WR	WR	WR	WR	WR	WR	WR	16	16	0	0
Patrick, Lucas	PS	PS	PS	PS	PS	PS	PS	PS	PS	PS	PS	PS	PS	PS	PS	PS	0	0	0	0
Pennel, Mike	SUS	SUS	SUS	SUS	SUB	SUB	SUB	SUB	SUB	SUB	SUB	SUB	SUS	SUS	SUS	SUS	8	0	0	0
Peppers, Julius	SUB	SUB	LOLB	SUB	LOLB	SUB	LOLB	ROLB	ROLB	SUB	LOLB	LOLB	ROLB	ROLB	ROLB	LOLB	16	11	0	0
Perillo, Justin	SUB	SUB	SUB	SUB	SUB	SUB	2TE	SUB	SUB	-	-	-	-	-	-	-	9	1	0	0
Perry, Nick	ROLB	LOLB	ROLB	LOLB	ROLB	LOLB	ROLB	LOLB	LOLB	LOLB	ROLB	ROLB	INA	INA	SUB	SUB	14	12	0	2
Pressley, Jhurrell	INA	-	-	-	-	-	-	-	-	-	-	-	-	-	-	-	0	0	0	1
Price, Brian	PS	PS	SUB	INA	-	PS	PS	PS	PS	PS	PS	PS	PS	PS	PS	PS	1	0	0	1
Randall, Damarious	LCB	LCB	LCB	INA	LCB	INA	INA	INA	INA	INA	LCB	LCB	LCB	LCB	SUB	LCB	10	9	0	6
Ringo, Christian	SUB	SUB	SUB	INA	INA	SUB	SUB	INA	INA	INA	INA	INA	SUB	SUB	SUB	DNP	8	0	1	7
Ripkowski, Aaron	SUB	SUB	FB	SUB	FB	SUB	SUB	FB	SUB	SUB	FB	SUB	FB	FB	FB	FB	16	8	0	0
Rodgers, Aaron	QB	QB	QB	QB	QB	QB	QB	QB	QB	QB	QB	QB	QB	QB	QB	QB	16	16	0	0
Rodgers, Richard	SUB	SUB	TE	TE	SUB	TE	TE	SUB	TE	SUB	SUB	SUB	SUB	TE	SUB	SUB	16	6	0	0
Rollins, Quinten	3CB	3CB	3CB	LCB	INA	INA	INA	LCB	LCB	SUB	SUB	3CB	3CB	3CB	LCB	SUB	13	10	0	3
Ryan, Jake	ILB	ILB	ILB	ILB	SUB	ILB	ILB	ILB	SUB	INA	INA	ILB	SUB	ILB	ILB	SUB	14	10	0	2
Sandland, Beau	-	-	-	-	-	-	-	-	PS	PS	PS	PS	PS	PS	PS	PS	0	0	0	0
Schum, Jacob	SUB	SUB	SUB	SUB	SUB	SUB	SUB	SUB	SUB	SUB	SUB	SUB	SUB	SUB	SUB	SUB	16	0	0	0
Shields, Sam	RCB	INA	INA	INA	INA	IR	IR	IR	IR	IR	IR	IR	IR	IR	IR	IR	1	1	0	4
Spriggs, Jason	SUB	SUB	SUB	SUB	SUB	SUB	SUB	SUB	SUB	SUB	RG	RG	SUB	SUB	SUB	SUB	16	2	0	0
Starks, James	SUB	SUB	SUB	SUB	INA	INA	INA	INA	RB	RB	RB	RB	SUB	INA	INA	INA	9	4	0	7
Steuck, Kyle	IR	-	-	-	-	-	-	-	-	-	-	-	-	-	-	-	0	0	0	0
Stewart, Dez	-	-	-	-	-	-	PS	PS	PS	PS	PS	-	-	-	-	-	0	0	0	0
Taylor, Lane	LG	LG	LG	LG	LG	LG	LG	LG	LG	LG	LG	LG	LG	LG	LG	LG	16	16	0	0
Thomas, Joe	SUB	SUB	SUB	SUB	SUB	SUB	SUB	SUB	ILB	ILB	ILB	SUB	ILB	ILB	ILB	ILB	16	7	0	0
Tretter, JC	C	C	C	C	C	C	C	C	INA	INA	INA	INA	INA	INA	INA	INA	7	7	0	9
Tripp, Jordan	-	-	-	-	-	-	-	-	-	-	-	-	-	INA	SUB	SUB	2	0	0	1
Waters, Herb	PS	PS	PS	PS	PS	PS	PS	PS	PS	PS	PS	PS	PS	PS	PS	PS	0	0	0	0
Whitehead, Jermaine	PS	PS	PS	PS	PS	PS	SUB	SUB	PS	PS	PS	PS	PS	PS	PS	PS	2	0	0	0

STARTERS IN BOLD AT POSITION; DNP — Did not play; INA — Inactive; IR — Injured reserve; PS/INJ — Practice squad; Injured; PS — Practice squad; PUP — Reserve/Physically Unable to Perform; SUB — Substitute; SUS — Reserve/Suspended; 2TE — Started as second tight end; 3CB — Started as third cornerback; 3S — Started as third safety; 3WR — Started as third wide receiver.

POSTSEASON PLAYER PARTICIPATION

NFL WEEK Player	Wild Card	Divisional	Championship	— Postseason Totals —			
	NYG	at DAL	at ATL	GP	GS	DNP	INA
Adams, Davante	WR	WR	WR	3	3	0	0
Allison, Geronimo	SUB	3WR	SUB	3	1	0	0
Bakhtiari, David	LT	LT	LT	3	3	0	0
Barclay, Don	SUB	SUB	SUB	3	0	0	0
Baxter, Keith	PS	PS	-	0	0	0	0
Benewikere, Bené	-	-	PS	0	0	0	0
Brice, Kentrell	SUB	SUB	SUB	3	0	0	0
Bulaga, Bryan	RT	RT	RT	3	3	0	0
Burnett, Morgan	SS	SS	SS	3	3	0	0
Cajuste, Devon	PS/INJ	PS/INJ	PS/INJ	0	0	0	0
Callahan, Joe	INA	INA	INA	0	0	0	3
Clark, Kenny	SUB	SUB	SUB	3	0	0	0
Clinton-Dix, Ha Ha	FS	FS	FS	3	3	0	0
Cobb, Randall	3WR	WR	3WR	3	3	0	0
Cook, Jared	TE	TE	TE	3	3	0	0
Crockett, John	IR	IR	IR	0	0	0	0
Crosby, Mason	SUB	SUB	SUB	3	0	0	0
Daniels, Mike	DT	DT	DT	3	3	0	0
Davis, Trevor	INA	SUB	SUB	2	0	0	1
Dorleant, Makinton	IR	IR	IR	0	0	0	0
Elliott, Jayrone	INA	INA	SUB	1	0	0	2
Evans, Marwin	SUB	SUB	SUB	3	0	0	0
Fackrell, Kyler	SUB	SUB	SUB	3	0	0	0
Flores, Jacob	PS	PS	PS	0	0	0	0
Gilbert, Reggie	PS	PS	PS	0	0	0	0
Goode, Brett	SUB	SUB	SUB	3	0	0	0
Goodley, Antwan	PS	PS	PS	0	0	0	0
Goodson, Demetri	IR	IR	IR	0	0	0	0
Guion, Letroy	NT	NT	NT	3	3	0	0
Gunter, LaDarius	LCB	RCB	RCB	3	3	0	0
Hawkins, Josh	SUB	SUB	SUB	3	0	0	0
Hundley, Brett	DNP	DNP	SUB	1	0	2	0
Hyde, Micah	3CB	3CB	3CB	3	3	0	0
Jackson, Don	IR	IR	IR	0	0	0	0
Janis, Jeff	SUB	SUB	SUB	3	0	0	0
Jones, Datone	SUB	SUB	SUB	3	0	0	0
Kerridge, Joe	SUB	DNP	INA	1	0	1	1
Lacy, Eddie	IR	IR	IR	0	0	0	0
Lang, T.J.	RG	RG	RG	3	3	0	0
Linsley, Corey	C	C	C	3	3	0	0
Lowry, Dean	SUB	SUB	SUB	3	0	0	0
Martinez, Blake	ILB	SUB	SUB	3	1	0	0
Mathews, Derrick	PS	PS	PS	0	0	0	0
Mathews, Clay	ROLB	ROLB	ROLB	3	3	0	0
McCaffrey, Max	PS	PS	INA	0	0	0	1
Michael, Christine	SUB	SUB	SUB	3	0	0	0
Montgomery, Ty	RB	RB	RB	3	3	0	0
Murphy, Kyle	INA	INA	INA	0	0	0	3
Nelson, Jordy	WR	INA	WR	2	2	0	1
Patrick, Lucas	PS	PS	PS	0	0	0	0
Pennel, Mike	E/CP	-	-	0	0	0	0
Peppers, Julius	LOLB	LOLB	LOLB	3	3	0	0
Perry, Nick	SUB	SUB	SUB	3	0	0	0
Price, Brian	PS	PS	PS	0	0	0	0
Randall, Damarious	RCB	LCB	LCB	3	3	0	0
Ringo, Christian	INA	SUB	INA	1	0	0	2
Ripkowski, Aaron	SUB	SUB	SUB	3	0	0	0
Rodgers, Aaron	QB	QB	QB	3	3	0	0
Rodgers, Richard	SUB	SUB	SUB	3	0	0	0
Rollins, Quinten	INA	INA	SUB	1	0	0	2
Ryan, Jake	ILB	ILB	ILB	3	3	0	0
Sandland, Beau	PS	PS	PS	0	0	0	0
Schum, Jacob	SUB	SUB	SUB	3	0	0	0
Shields, Sam	IR	IR	IR	0	0	0	0
Spriggs, Jason	SUB	SUB	SUB	3	0	0	0
Starks, James	INA	INA	INA	0	0	0	3
Taylor, Lane	LG	LG	LG	3	3	0	0
Thomas, Joe	SUB	ILB	ILB	3	2	0	0
Tretter, JC	DNP	INA	IR	0	0	1	1
Tripp, Jordan	SUB	SUB	SUB	3	0	0	0
Waters, Herb	SUB	SUB	INA	2	0	0	1
Whitehead, Jermaine	PS	PS	PS	0	0	0	0

STARTERS IN BOLD AT POSITION; DNP — Did not play; E/CP — Exempt/Commissioner's Permission; INA — Inactive; IR — Injured reserve; PS/INJ — Practice squad; Injured; PS — Practice squad; SUB — Substitute; 3CB — Started as third cornerback; 3WR — Started as third wide receiver.

SEASON-HIGHS/W-L BREAKDOWN

INDIVIDUAL

Longest Scoring Run — 42, C.Michael, Dec. 18 at Chicago
 Longest Non-Scoring Run — 61, T.Montgomery, Dec. 18 at Chicago

Longest Scoring Pass — 66, A.Rodgers to D.Adams, Dec. 11 vs. Seattle
 Longest Non-Scoring Pass — 60, A.Rodgers to J.Nelson, Dec. 18 at Chicago

Longest Kickoff Return — 40, T.Montgomery, Oct. 16 vs. Dallas
 Longest Punt Return — 55, T.Davis, Oct. 30 at Atlanta
 Longest Interception Return — 44, D.Randall, Sept. 25 vs. Detroit
 Longest Fumble Return — 35, M.Burnett, Dec. 4 vs. Houston

Longest Punt — 65, J.Schum, Nov. 6 vs. Indianapolis

Longest Field Goal — 53, M.Crosby, Jan. 1 at Detroit
 Most Field Goals Attempted — 3, four times, most recently M.Crosby, Dec. 18 at Chicago
 Most Field Goals Made — 3, three times, most recently M.Crosby, Dec. 18 at Chicago

Most Touchdowns — 2, six times, most recently D.Adams, Jan. 1 at Detroit
 Most Rushing Attempts — 17, three times, most recently J.Starks, Nov. 28 at Philadelphia
 Most Rushing Yards — 162, T.Montgomery, Dec. 18 at Chicago

Most Passing Attempts — 56, A.Rodgers, Oct. 20 vs. Chicago
 Most Completions — 39, A.Rodgers, Oct. 20 vs. Chicago
 Most Passing Yards — 371, A.Rodgers, Nov. 13 at Tennessee
 Most Touchdown Passes — 4, four times, most recently A.Rodgers, Jan. 1 at Detroit

Most Receptions — 13, D.Adams, Oct. 20 vs. Chicago
 Most Receiving Yards — 156, D.Adams, Nov. 13 at Tennessee

Most Total Yards from Scrimmage — 163, T.Montgomery, Dec. 18 at Chicago

Most Defensive Interceptions — 2, three times, most recently H.Clinton-Dix, Dec. 18 at Chicago
 Most Tackles — 11, M.Burnett, Dec. 4 vs. Houston
 Most Solo Tackles — 11, M.Burnett, Dec. 4 vs. Houston
 Most Sacks — 2.0, twice, most recently N.Perry, Dec. 24 vs. Minnesota
 Most Passes Defensed — 3, M.Hyde, Dec. 18 at Chicago

TEAM

Offensive Most...

First Downs — 32, Oct. 20 vs. Chicago
 Rushing Attempts — 32, Oct. 9 vs. N.Y. Giants
 Rushing Yards — 226, Dec. 18 at Chicago
 Pass Attempts — 56, Oct. 20 vs. Chicago
 Completions — 39, Oct. 20 vs. Chicago
 TDs Thrown — 4, four times, most recently Jan. 1 at Detroit
 Ints. Thrown — 2, twice, most recently Nov. 13 at Tennessee
 Net Passing Yards — 340, Nov. 20 at Washington
 Offensive Plays — 81, Oct. 20 vs. Chicago
 Total Offense — 451, Dec. 18 at Chicago
 Time of Possession — 39:36, Oct. 20 vs. Chicago
 Turnovers — 4, Oct. 16 vs. Dallas
 Fumbles — 5, Oct. 16 vs. Dallas
 Fumbles Lost — 3, Oct. 16 vs. Dallas

Longest Scoring Drives

Plays — 17, twice, most recently Nov. 28 at Philadelphia
 Yards — 98, Dec. 4 vs. Houston
 Time — 9:14, Sept. 11 at Jacksonville

Shortest Scoring Drives

Plays — 1, Dec. 11 vs. Seattle
 Yards — 0, Oct. 16 vs. Dallas
 Time — 0:07, Dec. 11 vs. Seattle

Defensive Fewest...

First Downs Allowed — 13, Oct. 20 vs. Chicago
 Rushing Att. Allowed — 15, Oct. 9 vs. N.Y. Giants
 Rushing Yards Allowed — 30, Sept. 18 at Minnesota
 Pass Att. Allowed — 26, Oct. 20 vs. Chicago
 Pass Comp. Allowed — 10, Oct. 20 vs. Chicago
 Net Passing Yards Allowed — 120, Oct. 20 vs. Chicago
 Total Plays Allowed — 45, Oct. 20 vs. Chicago
 Total Yards Allowed — 189, Oct. 20 vs. Chicago

Defensive Most...

Takeaways — 6, Dec. 11 vs. Seattle
 Interceptions — 5, Dec. 11 vs. Seattle
 Fumbles Forced — 2, twice, most recently Oct. 16 vs. Dallas
 Fumbles Recovered — 2, Dec. 24 vs. Minnesota
 Passes Defensed — 10, Dec. 4 vs. Houston
 Sacks — 4, four times, most recently Dec. 24 vs. Minnesota

	2016 regular season...			2015 regular season...			2014 regular season...			1992-present...		
	Home	Road	Overall	Home	Road	Overall	Home	Road	Overall	Home	Road	Overall
Overall	6-2	4-4	10-6	5-3	5-3	10-6	8-0	4-4	12-4	152-47-1	102-98	254-145-1
On Grass	6-2	3-2	9-4	5-3	4-3	9-6	8-0	3-0	11-0	152-47-1	58-39	210-86-1
On Artificial Surfaces	0-0	1-2	1-2	0-0	1-0	1-0	0-0	1-4	1-4	0-0	44-61	44-61
In Open-Air Stadiums	6-2	3-2	9-4	5-3	4-2	9-5	8-0	4-2	12-2	152-47-1	66-61	218-108-1
In Indoor Stadiums	0-0	1-2	1-2	0-0	1-1	1-1	0-0	0-2	0-2	0-0	36-37	36-37
vs. Division Opponents	3-0	2-1	5-1	0-3	3-0	3-3	3-0	2-1	5-1	67-17-1	48-37	115-54-1
vs. NFC	5-1	3-3	8-4	3-3	4-2	7-5	6-0	3-3	9-3	117-32-1	78-72	195-104-1
vs. AFC	1-1	1-1	2-2	2-0	1-1	3-1	2-0	1-1	3-1	35-15	24-26	59-41
When scoring first	6-0	4-1	10-1	5-2	3-0	8-2	7-0	3-2	10-2	110-19-1	63-36	173-55-1
When Opponent scored first	0-2	0-3	0-5	0-1	2-3	2-4	1-0	1-2	2-2	41-28	39-62	80-90
In overtime	0-0	0-0	0-0	0-0	0-0	0-0	0-0	0-0	0-0	5-3-1	1-5	6-8-1
When leading after first quarter	5-0	1-1	6-1	5-2	3-1	8-3	6-0	3-1	9-1	94-14-1	54-24	148-38-1
When leading at halftime	6-0	2-1	8-1	5-0	3-0	8-0	7-0	4-0	11-0	121-9	79-27	200-36
When leading after third quarter	5-0	4-0	9-0	4-0	4-0	8-0	8-0	4-0	12-0	126-5	92-22	218-27
When trailing after first quarter	0-2	0-3	0-5	0-0	1-2	1-2	1-0	0-1	1-1	26-24	18-47	44-71
When trailing at halftime	0-2	1-3	1-5	0-2	2-3	2-5	1-0	0-1	1-1	22-32-1	19-61	41-93-1
When trailing after third quarter	0-2	0-4	0-6	1-3	1-3	2-6	0-0	0-4	0-4	16-39-1	7-75	23-114-1
When tied at halftime	0-0	1-0	1-0	0-1	0-0	0-1	0-0	0-2	0-2	9-6	4-9	13-15
On Thursday	1-0	0-0	1-0	0-1	1-0	1-1	1-0	0-1	1-1	5-1	5-7	10-8
On Friday	0-0	0-0	0-0	0-0	0-0	0-0	0-0	0-0	0-0	0-0	1-0	1-0
On Saturday	1-0	0-0	1-0	0-0	0-0	0-0	0-0	0-0	0-0	2-0	2-0	4-0
On Sunday/Early Games	2-0	2-1	4-1	1-1	1-1	2-2	1-0	4-2	5-2	92-25-1	47-47	139-72-1
On Sunday/Late Afternoon Games	1-2	0-1	1-3	2-0	3-1	5-1	4-0	0-0	4-0	28-13	23-22	51-35
On Sunday/Night Games	1-0	1-2	2-2	1-1	0-1	1-2	1-0	0-1	1-1	13-3	11-7	24-10
On Monday	0-0	1-0	1-0	1-0	0-0	1-0	1-0	0-0	1-0	12-6	12-13	24-19
When Packers had 100-yard rusher	1-0	1-0	2-0	2-1	1-0	3-1	2-0	1-0	3-0	39-10-1	30-9	69-19-1
When Packers had 100-yard receiver	6-0	2-2	8-2	2-1	2-0	4-1	6-0	3-1	9-1	75-16	45-34	120-50
When Packers had 300-yard passer	2-0	2-2	4-2	1-1	0-1	1-2	5-0	2-1	7-1	38-13	33-22	71-35
When Opponent had 100-yard rusher	0-1	0-2	0-3	2-0	1-1	3-1	0-0	1-2	1-2	25-21-1	20-30	45-51-1
When Opponent had 100-yard receiver	2-0	1-3	3-3	2-0	2-2	4-2	4-0	1-0	5-0	48-16	29-37	77-53
When Opponent had 300-yard passer	2-0	3-1	5-1	1-0	0-1	1-1	2-0	0-1	2-1	25-7	18-20	43-27

TRANSACTIONS BY DATE

1/24	Signed C Jacob Flores, LB Reggie Gilbert, WR Antwan Goodley, LB Derrick Mathews, G Lucas Patrick, DT Brian Price, TE Beau Sandland and S Jermaine Whitehead	5/8	Signed LB Josh Letuligasenoa, CB Raysean Pringle, RB William Stanback, LB David Talley and S Aaron Taylor; Released WR Antwan Goodley and LS TAYBOR Pepper	9/3	Signed LB Ahmad Brooks; Claimed LB Chris Odom off waivers from the Atlanta Falcons; Placed G/T Don Barclay on injured reserve; Traded LB Jayrone Elliott to the Dallas Cowboys;
1/27	Signed LS TAYBOR Pepper	5/11	Signed CB Kevin King	9/3	Signed G Kofi Amichia, CB Donatello Brown, QB Joe Callahan, WR Michael Clark, LB Reggie Gilbert, DT Izaah Lunsford, LB Derrick Mathews, G/T Adam Pankey, S Jermaine Whitehead and WR DeAngelo Yancey to the practice squad
2/7	Released RB James Starks	5/19	Signed S Josh Jones		
2/8	Released CB Sam Shields	8/5	Signed TE Emanuel Byrd		
3/8	Re-signed P Jacob Schum	8/5	Placed CB Herb Waters on Injured Reserve		
3/9	Re-signed LB Nick Perry				
3/10	Re-signed T/G Don Barclay; Signed TE Martellus Bennett	8/8	Released DT Letroy Guion		
3/11	Signed TE Lance Kendricks	8/12	Signed LS Brett Goode		
3/14	Re-signed LB Jayrone Elliott	8/13	Placed TE Beau Sandland on Injured Reserve		
3/15	Re-signed RB Joe Kerridge and LB Jordan Tripp; Signed CB Davon House		Claimed DE Shaneil Jenkins off waivers from the Seattle Seahawks.		
3/20	Re-signed LB Joe Thomas	8/15	Released DE Shaneil Jenkins		
3/23	Re-signed RB Christine Michael	8/28	Released LS Derek Hart, WR Colby Pearson and RB William Stanback		
3/24	Signed DT Ricky Jean Francois	9/2	Released G Kofi Amichia, CB Donatello Brown, TE Emanuel Byrd, QB Joe Callahan, LB Johnathan Calvin, WR Michael Clark, WR Montay Crockett, WR Malachi Dupre, G Thomas Evans, LB Reggie Gilbert, G Geoff Gray, LB Cody Heiman, DT Calvin Hertelou, QB Taysom Hill, CB Daquan Holmes, T Robert Lefl, LB Josh Letuligasenoa, DT Izaah Lunsford, LB Derrick Mathews, WR Max McCaffrey, G/T Adam Pankey, TE Aaron Peck, RB Kalif Phillips, DT Brian Price, CB Raysean Pringle, S Aaron Taylor, LB Jordan Tripp, S Jermaine Whitehead and WR DeAngelo Yancey; Placed LB Vince Biegel and CB Demetri Goodson on reserve/physically unable to perform; placed FB Joe Kerridge and LB David Talley on injured reserve; Placed WR Geronimo Allison on the reserve/suspended list		
3/29	Signed G Justin McCray				
3/31	Signed LS Derek Hart				
4/5	Re-signed RB Don Jackson				
4/11	Released CB Makinton Dorleant				
4/13	Re-signed DT Christian Ringo				
4/14	Re-signed WR Geronimo Allison				
4/26	Signed G Jahri Evans				
5/1	Released RB Don Jackson and RB Christine Michael				
5/5	Signed G Kofi Amichia, WR Malachi Dupre, RB Aaron Jones, RB Devante Mays and WR DeAngelo Yancey				
5/5	Signed CB Donatello Brown, LB Johnathan Calvin, WR Michael Clark, WR Montay Crockett, G Thomas Evans, G Geoff Gray, LB Cody Heiman, QB Taysom Hill, DT Izaah Lunsford, G/T Adam Pankey, TE Aaron Peck, RB Kalif Phillips, CB Lenzy Pipkins, CB David Rivers and P Justin Vogel				

TRANSACTIONS BY PLAYER

Allison, Geronimo - WR 4/14/17 Re-signed 9/2/17 Placed on Reserve/Suspended List	Gray, Geoff - G 5/5/17 Signed 9/2/17 Released	9/3/17 Signed to practice squad	Whitehead, Jermaine - S 1/24/17 Signed 9/2/17 Released
Amichia, Kofi - G 5/5/17 Signed 9/2/17 Released 9/3/17 Signed to practice squad	Hart, Derek - LS 3/31/17 Signed 8/28/17 Released	Patrick, Lucas - G 1/24/17 Signed	9/3/17 Signed to practice squad
Barclay, Don - T/G 3/10/17 Re-signed 9/3/17 Placed on Injured Reserve	Heiman, Cody - LB 5/5/17 Signed 9/2/17 Released	Pearson, Colby - WR 8/28/17 Released	Yancey, DeAngelo - WR 5/5/17 Signed 9/2/17 Released 9/3/17 Signed to practice squad
Bennett, Martellus - TE 3/10/17 Signed	Hill, Taysom - QB 5/5/17 Signed 9/2/17 Released	Peck, Aaron - TE 5/5/17 Signed 9/2/17 Released	
Brown, Donatello - CB 5/5/17 Signed 9/2/17 Released 9/3/17 Signed to practice squad	House, Davon - CB 3/15/17 Signed	Pepper, TAYBOR - LS 1/27/17 Signed 5/8/17 Released	
Byrd, Emanuel - TE 8/5/17 Signed 9/2/17 Released	Jackson, Don - RB 4/5/17 Re-signed 5/1/17 Released	Perry, Nick - LB 3/9/17 Re-signed	
Calvin, Johnathan - LB 5/5/17 Signed 9/2/17 Released	Jean Francois, Ricky - DT 3/24/17 Signed	Phillips, Kalif - RB 5/5/17 Signed 9/2/17 Released	
Clark, Michael - WR 5/5/17 Signed 9/2/17 Released 9/3/17 Signed to practice squad	Jenkins, Shaneil - DE 8/13/17 Claimed off waivers from SEA 5/5/17 Released	Pipkins, Lenzy - CB 5/5/17 Signed	
Crockett, Montay - WR 5/5/17 Signed 9/2/17 Released	Jones, Aaron - RB 5/5/17 Signed	Price, Brian - DT 1/24/17 Signed 9/2/17 Released	
Dorleant, Makinton - CB 4/11/17 Released	Jones, Josh - S 5/19/17 Signed	Pringle, Raysean - CB 5/8/17 Signed	
Dupre, Malachi - WR 5/5/17 Signed 9/2/17 Released	Kendricks, Lance - TE 3/11/17 Signed	Ringo, Christian - DT 4/13/17 Re-signed	
Elliott, Jayrone - LB 3/14/17 Re-signed 9/3/17 Traded to DAL	Kerridge, Joe - FB 3/15/17 Re-signed 9/2/17 Placed on Injured Reserve	Rivers, David - CB 5/5/17 Signed	
Evans, Jahri - G 4/26/17 Signed	King, Kevin - CB 5/11/17 Signed	Sandland, Beau - TE 1/24/17 Re-signed 8/13/17 Placed on Injured Reserve	
Evans, Thomas - G 5/5/17 Signed	Letuligasenoa, Josh - LB 5/8/17 Signed 9/2/17 Released	Schum, Jacob - P 3/8/17 Re-signed	
Flores, Jacob - C 1/24/17 Signed	Lunford, Izaah - DT 5/5/17 Signed 9/2/17 Released	Shields, Sam - CB 2/8/17 Released	
Gilbert, Reggie - LB 1/24/17 Signed 9/2/17 Released 9/3/17 Signed to practice squad	Mays, Devante - RB 5/5/17 Signed	Stanback, William - RB 5/8/17 Signed 8/28/17 Released	
Goode, Brett - LS 8/12/17 Signed	McCray, Justin - G 3/29/17 Signed	Starks, James - RB 2/7/17 Released	
Goodley, Antwan - WR 1/24/17 Signed 5/8/17 Released	Michael, Christine - RB 3/23/17 Re-signed 5/1/17 Released	Talley, David - LB 5/8/17 Signed 9/2/17 Placed on Injured Reserve	
Guion, Letroy - DT 8/8/17 Released	Pankey, Adam - G/T 5/5/17 Signed 9/2/17 Released	Taylor, Aaron - S 5/8/17 Signed 9/2/17 Released	
		Thomas, Joe - LB 3/20/17 Re-signed	
		Tripp, Jordan - LB 3/15/17 Re-signed 9/2/17 Released	
		Vogel, Justin - P 5/5/17 Signed	
		Waters, Herb - CB 8/5/17 Placed on Injured Reserve	

THE LAST TIME

Regular-Season Games Only

RUSHING

200 Yards Rushing, Individual

BY PACKERS — Ahman Green, Dec. 28, 2003, vs. Denver (218 yards)
BY OPPONENT — Adrian Peterson, Dec. 2, 2012, vs. Minnesota (210 yards)

100 Yards Rushing, Individual

BY PACKERS — Ty Montgomery, Dec. 18, 2016, at Chicago (162 yards)
BY OPPONENT — Robert Kelley, Nov. 20, 2016, at Washington (137 yards)

100 Yards Rushing, Individual, One Half

BY PACKERS — Ty Montgomery, Dec. 18, 2016, at Chicago (123 yards in first half)
BY OPPONENT — Robert Kelley, Nov. 20, 2016, at Washington (102 yards in second half)

100 Yards Rushing and Receiving, Individual

BY PACKERS — Never
BY OPPONENT — Darrin Nelson, Nov. 13, 1983, at Minnesota (119 yards rushing, 137 receiving)

Two 100-Yard Rushers

BY PACKERS — Ryan Grant (106 yards) and DeShawn Wynn (106 yards), Dec. 28, 2008, vs. Detroit
BY OPPONENT — Tony Dorsett (149 yards) and Robert Newhouse (101 yards), Nov. 12, 1978, vs. Dallas at Milw.

Two 100-Yard Rushers and Two 100-Yard Receivers

BY PACKERS — Ryan Grant (106 yards) and DeShawn Wynn (106), Dec. 28, 2008, vs. Detroit, Donald Driver (111 yards) and Greg Jennings (101 yards), Dec. 28, 2008, vs. Detroit*
BY OPPONENT — Never
*First time in NFL history

Four Touchdowns Rushing, Individual

BY PACKERS — Dorsey Levens, Jan. 2, 2000, vs. Arizona (8, 1, 5, 1 yards)
BY OPPONENT — DeAngelo Williams, Nov. 30, 2008, vs. Carolina (1, 1, 1, 1 yards)

Three Touchdowns Rushing, Individual

BY PACKERS — Ahman Green, Oct. 20, 2002, vs. Washington (24, 2, 8 yards)
BY OPPONENT — Robert Kelley, Nov. 20, 2016, at Washington (10, 1, 4 yards)

Two Touchdowns Rushing, Individual

BY PACKERS — Ty Montgomery, Dec. 18, 2016, at Chicago (4, 3 yards)
BY OPPONENT — Robert Kelley, Nov. 20, 2016, at Washington (10, 1, 4 yards)

PASSING

400 Yards Passing, Individual

BY PACKERS — Aaron Rodgers, Oct. 26, 2014, at New Orleans (418 yards)
BY OPPONENT — Philip Rivers, Oct. 18, 2015, vs. San Diego (503 yards)

300 Yards Passing, Individual

BY PACKERS — Aaron Rodgers, Jan. 1, 2017, at Detroit (300 yards)
BY OPPONENT — Matthew Stafford, Jan. 1, 2017, at Detroit (347 yards)

Six Touchdown Passes, Individual

BY PACKERS — Aaron Rodgers, Nov. 9, 2014, vs. Chicago (1, 4, 73, 40, 56, 18 yards)
BY OPPONENT — Tommy Kramer, Sept. 28, 1986, at Minnesota (23, 13, 36, 2, 17, 7 yards)

Five Touchdown Passes, Individual

BY PACKERS — Aaron Rodgers, Sept. 28, 2015, vs. Kansas City (8, 3, 27, 4, 4, 4 yards)
BY OPPONENT — Matthew Stafford, Jan. 1, 2012, vs. Detroit (8, 13, 2, 5, 12 yards)

Four Touchdown Passes, Individual

BY PACKERS — Aaron Rodgers, Jan. 1, 2017, at Detroit (7, 3, 10, 9 yards)
BY OPPONENT — Marcus Mariota, Nov. 13, 2016, at Tennessee (9, 32, 6, 33 yards)

Three Touchdown Passes, Individual

BY PACKERS — Aaron Rodgers, Jan. 1, 2017, at Detroit (7, 3, 10, 9 yards)
BY OPPONENT — Sam Bradford, Dec. 24, 2016, vs. Minnesota (71, 3, 8 yards)

Six Interceptions Thrown, Individual

BY PACKERS — Tom O'Malley, Sept. 17, 1950, vs. Detroit
BY OPPONENT — Don Horn, Sept. 26, 1971, vs. Denver at Milw.

Five Interceptions Thrown, Individual

BY PACKERS — Brett Favre, Oct. 30, 2005, at Cincinnati
BY OPPONENT — Russell Wilson, Dec. 11, 2016, vs. Seattle

Four Interceptions Thrown, Individual

BY PACKERS — Brett Favre, Dec. 25, 2005, vs. Chicago
BY OPPONENT — Russell Wilson, Dec. 11, 2016, vs. Seattle

RECEIVING

10 or More Receptions, Individual

BY PACKERS — Jordy Nelson, Nov. 13, 2016, at Tennessee (12 receptions)
BY OPPONENT — Adam Thielen, Dec. 24, 2016, vs. Minnesota (12 receptions)

200 Yards Receiving, Individual

BY PACKERS — Jordy Nelson, Sept. 14, 2014, vs. N.Y. Jets (209 yards)
BY OPPONENT — Adam Thielen, Dec. 24, 2016, vs. Minnesota (202 yards)

100 Yards Receiving, Individual

BY PACKERS — Jordy Nelson, Dec. 24, 2016, vs. Minnesota (154 yards)
BY OPPONENT — Adam Thielen, Dec. 24, 2016, vs. Minnesota (202 yards)

100 Yards Receiving, One Half, Individual

BY PACKERS — Jordy Nelson, Dec. 24, 2016, vs. Minnesota (145 yards in first half)
BY OPPONENT — Adam Thielen, Dec. 24, 2016, vs. Minnesota (142 yards in first half)

Two 100-Yard Receivers

BY PACKERS — Davante Adams (156 yards) and Jordy Nelson (126 yards), Nov. 13, 2016, at Tennessee
BY OPPONENT — Deonte Thompson (110 yards) and Cameron Meredith (104 yards), Dec. 18, 2016, at Chicago

Four Touchdown Receptions, Individual

BY PACKERS — Sterling Sharpe, Nov. 24, 1994, at Dallas (1, 36, 30, 5 yards)
BY OPPONENT — Never

Three Touchdown Receptions, Individual

BY PACKERS — Randall Cobb, Sept. 28, 2015, vs. Kansas City (3, 4, 4 yards)
BY OPPONENT — Vincent Jackson, Nov. 6, 2011, at San Diego (23, 5, 29 yards)

Two Touchdown Receptions, Individual

BY PACKERS — Davante Adams, Jan. 1, 2017, at Detroit (3, 9 yards)
BY OPPONENT — Adam Thielen, Dec. 24, 2016, vs. Minnesota (71, 8 yards)

INTERCEPTIONS

Four Interceptions, Individual

BY PACKERS — Willie Buchanon, Sept. 24, 1978, at San Diego
BY OPPONENT — Never

Three Interceptions, Individual

BY PACKERS — Tom Flynn, Oct. 28, 1984, vs. Detroit
BY OPPONENT — Vencie Glenn, Dec. 27, 1992, at Minnesota

Two Interceptions, Individual

BY PACKERS — Ha Ha Clinton-Dix, Dec. 18, 2016, at Chicago
BY OPPONENT — Janoris Jenkins, Oct. 9, 2016, vs. N.Y. Giants

Interception Returned for Touchdown

BY PACKERS — Damarious Randall, Dec. 20, 2015, at Oakland (43 yards)
BY OPPONENT — Cortez Allen, Dec. 22, 2013, vs. Pittsburgh (40 yards)

TOUCHDOWNS

Five Touchdowns, Individual

BY PACKERS — Paul Hornung, Dec. 12, 1965, at Baltimore (2-, 9-, 3-yard runs; 50-, 65-yard receptions)
BY OPPONENT — Never

Four Touchdowns, Individual

BY PACKERS — Dorsey Levens, Jan. 2, 2000, vs. Arizona (8-, 1-, 5-, 1-yard runs)
BY OPPONENT — DeAngelo Williams, Nov. 30, 2008, vs. Carolina (1-, 1-, 1-, 1-yard runs)

Three Touchdowns, Individual

BY PACKERS — Randall Cobb, Sept. 28, 2015, vs. Kansas City (3-, 4-, 4-yard receptions)
BY OPPONENT — Robert Kelley, Nov. 20, 2016, at Washington (10-, 1-, 4-yard runs)

THE LAST TIME

FIELD GOALS/PATS

Five Field Goals Made, Individual

BY PACKERS — Mason Crosby, Nov. 22, 2015, at Minnesota (42, 47, 40, 42, 52 yards)
BY OPPONENT — Dan Bailey, Dec. 15, 2013, at Dallas (47, 23, 43, 50, 50 yards)

Four Field Goals Made, Individual

BY PACKERS — Mason Crosby, Nov. 22, 2015, at Minnesota (42, 47, 40, 42, 52 yards)
BY OPPONENT — Dan Carpenter, Dec. 14, 2014, at Buffalo (27, 51, 35, 48 yards)

60-Yard Field Goal

BY PACKERS — Never
BY OPPONENT — David Akers, Sept. 9, 2012, vs. San Francisco (63 yards)

50-Yard Field Goal

BY PACKERS — Mason Crosby, Jan. 1, 2017, at Detroit (53 yards)
BY OPPONENT — Matt Prater, Jan. 1, 2017, at Detroit (54 yards)

Blocked Field-Goal Attempt

BY PACKERS — Datone Jones, Oct. 11, 2015, vs. St. Louis (50-yard Greg Zuerlein attempt)
BY OPPONENT — Akiem Hicks, Oct. 20, 2016, vs. Chicago (31-yard Mason Crosby attempt)

Two-Point Conversion

BY PACKERS — Aaron Rodgers, Oct. 30, 2016, at Atlanta
BY OPPONENT — Travis Kelce, Sept. 28, 2015, vs. Kansas City (pass from Alex Smith)

Point After Touchdown Missed

BY PACKERS — Mason Crosby, Jan. 1, 2017, at Detroit (third attempt, wide right)
BY OPPONENT — Kai Forbath, Dec. 24, 2016, vs. Minnesota (second attempt, hit right upright)

Blocked Point After Touchdown

BY PACKERS — Datone Jones, Sept. 22, 2013, at Cincinnati (Mike Nugent, fourth attempt)
BY OPPONENT — Ra'Shede Hageman, Dec. 8, 2014, vs. Atlanta (Mason Crosby, fifth attempt)

PUNTING

70-Yard Punt

BY PACKERS — Tim Masthay, Dec. 18, 2011, at Kansas City (71 yards)
BY OPPONENT — Jon Ryan, Sept. 24, 2012, at Seattle (73 yards)

60-Yard Punt

BY PACKERS — Jacob Schum, Nov. 6, 2016, vs. Indianapolis (65 yards)
BY OPPONENT — Pat McAfee, Nov. 6, 2016, vs. Indianapolis (67 yards)

Blocked Punt

BY PACKERS — Jamari Lattimore, Nov. 4, 2013, vs. Chicago (Adam Podlesh, punter)
BY OPPONENT — Bryan Braman, Nov. 16, 2014, vs. Philadelphia (Tim Masthay, punter)

10 Punts, Individual

BY PACKERS — Jon Ryan, Nov. 19, 2006, vs. New England (10 punts; 459 yards)
BY OPPONENT — Chris Kluwe, Dec. 21, 2006, vs. Minnesota (10 punts; 434 yards)

No Punts

BY PACKERS — Oct. 26, 2014, at New Orleans
BY OPPONENT — Oct. 26, 2014, at New Orleans

OTHER SPECIAL TEAMS

Kickoff Returned for Touchdown

BY PACKERS — Randall Cobb, Sept. 8, 2011, vs. New Orleans (108 yards)
BY OPPONENT — Jordan Todman, Nov. 6, 2016, vs. Indianapolis (99 yards)

Punt Returned for Touchdown

BY PACKERS — Micah Hyde, Dec. 28, 2014, vs. Detroit (55 yards)
BY OPPONENT — Marcus Thigpen, Dec. 14, 2014, at Buffalo (75 yards)

Blocked (Opponent) Field Goal Returned for Touchdown

BY PACKERS — Willie Buchanon, Dec. 17, 1972, at New Orleans (57 yards)
BY OPPONENT — Shawn Springs, Nov. 1, 1999, vs. Seattle (61 yards)

Blocked Punt Returned for Touchdown

BY PACKERS — Dezman Moses, Oct. 28, 2012, vs. Jacksonville (0 yards; Bryan Anger, punter)
BY OPPONENT — DeVier Posey, Oct. 14, 2012, at Houston (0 yards; Tim Masthay, punter)

Recovered Own Onside Kick Attempt

BY PACKERS — Damarius Randall, Nov. 15, 2015, vs. Detroit (Mason Crosby, kicker)
BY OPPONENT — Jayron Kearsse, Dec. 24, 2016, vs. Minnesota (Kai Forbath, kicker)

OTHER DEFENSE

Shutout Posted

BY PACKERS — Oct. 31, 2010, at N.Y. Jets (9-0)
BY OPPONENT — Nov. 19, 2006, vs. New England (35-0)

Fumble Returned for Touchdown

BY PACKERS — Casey Hayward, Nov. 16, 2014, vs. Philadelphia (49 yards)
BY OPPONENT — Leonard Floyd, Oct. 20, 2016, vs. Chicago (0 yards)

Safety Scored

BY PACKERS — Team, Dec. 28, 2014, vs. Detroit (Matthew Stafford penalized for intentional grounding in end zone)
BY OPPONENT — Malik Jackson, Nov. 1, 2015, at Denver (Richard Rodgers tackled in end zone)

Five Sacks, Individual

BY PACKERS — Vonnie Holliday, Dec. 22, 2002, vs. Buffalo
BY OPPONENT — Antwan Odom, Sept. 20, 2009, vs. Cincinnati

Four Sacks, Individual

BY PACKERS — Kabeer Gbaja-Biamila, Jan. 2, 2005, at Chicago
BY OPPONENT — Chris Clemons, Sept. 24, 2012, at Seattle

Three Sacks, Individual

BY PACKERS — A.J. Hawk, Oct. 13, 2013, at Baltimore
BY OPPONENT — Dwight Freeney, Dec. 27, 2015, at Arizona

MISCELLANEOUS

No Penalties

BY PACKERS — Nov. 4, 2013, vs. Chicago
BY OPPONENT — Dec. 14, 1997, at Carolina

Game Without Touchdown

BY PACKERS — Dec. 12, 2010, at Detroit
BY OPPONENT — Oct. 4, 2015, at San Francisco

50 Points, Game

BY PACKERS — 53, Nov. 16, 2014, vs. Philadelphia
BY OPPONENT — 51, Nov. 24, 2008, at New Orleans

40 Points, Game

BY PACKERS — 43, Dec. 8, 2014, vs. Atlanta
BY OPPONENT — 42, Nov. 20, 2016, at Washington

500 Yards Total Offense

BY PACKERS — 502, Dec. 8, 2014, vs. Atlanta
BY OPPONENT — 515, Nov. 20, 2016, at Washington

Tie Game

Green Bay 26, Minnesota 26, Nov. 24, 2013

National Football League Game Summary

NFL Copyright © 2017 by The National Football League. All rights reserved. This summary and play-by-play is for the express purpose of assisting media in their coverage of the game; any other use of this material is prohibited without the written permission of the National Football League. Updated: 9/1/2017

Date: Thursday, 8/31/2017

Los Angeles Rams at Green Bay Packers

Start Time: 6:05 PM CDT

at Lambeau Field, Green Bay, WI

Game Day Weather

Game Weather: Clear Skies
 Played Outdoor on Turf: DD GrassMaster

Temp: 64° F (17.8° C) Humidity: 65%, Wind: NE 6 mph

Officials

Referee: Hill, Adrian (29)	Umpire: Ellison, Roy (81)	Down Judge: Oliver, David (24)
Line Judge: Arthur, Gary (108)	Field Judge: Jenkins, John (117)	Side Judge: Patterson, Rick (15)
Back Judge: Paganelli, Dino (105)	Replay Official: Weidner, Paul (0)	

Lineups

Los Angeles Rams			Green Bay Packers				
Offense		Defense	Offense		Defense		
WR 19	P.McRoberts	DE 93	E.Westbrooks	WR 81	G.Allison	DE 95	R.Jean Francois
TE 87	T.Wilson	NT 95	M.Purcell	LT 78	J.Spriggs	DT 96	B.Price
RT 72	P.Murphy	OLB 51	E.Price	LG 79	K.Amichia	LOLB 93	R.Gilbert
RG 69	C.Wichmann	OLB 50	S.Ebukam	C 64	J.McCray	ILB 47	J.Ryan
C 66	A.Blythe	ILB 54	B.Hager	RG 77	A.Pankey	ILB 50	B.Martinez
LG 60	J.Eldrenkamp	ILB 59	J.Forrest	RT 68	K.Murphy	ROLB 51	K.Fackrell
LT 63	D.Williams	LCB 35	M.Jordan	TE 84	L.Kendricks	LCB 31	D.House
WR 82	B.Shippen	RCB 36	D.Hatfield	TE 82	R.Rodgers	RCB 23	D.Randall
TE 46	C.Harkey	FS 38	Co.Davis	WR 11	T.Davis	CB 24	Q.Rollins
QB 8	D.Orlovsky	SS 24	B.Countess	QB 7	B.Hundley	SS 27	J.Jones
HB 42	J.Davis	DT 92	T.Smart	RB 30	J.Williams	FS 29	K.Brice

Substitutions

WR 2 S.Watkins, WR 3 K.Cannon, K 4 G.Zuerlein, K 5 T.Coons, P 6 J.Hekker, CB 9 T.Glass, WR 11 T.Austin, WR 12 S.Ryan, DB 27 I.Johnson, S 31 M.Alexander, CB 33 C.Davis, CB 34 A.Penton, RB 36 A.Green, FB 39 S.Rogers, DB 41 M.Christian, RB 41 L.Tillery, DB 43 J.Johnson, LS 44 J.McQuaide, OLB 45 D.Tull, CB 47 K.Peterson, TE 48 J.Mundt, OLB 49 A.Mulumba, LB 55 N.Grigsby, LB 56 F.Orimolade, OLB 57 C.McKinzy, LB 60 K.Davis, OL 61 P.Collins, DT 62 L.Trinca-Pasat, DT 67 O.Bryant, DT 70 C.Sayles, OL 70 A.Kozan, OLB 71 W.Mays, DT 73 T.Walker, OL 73 M.Dunn, DE 97 M.Fox

Substitutions

K 2 M.Crosby, P 5 J.Vogel, QB 6 J.Callahan, WR 8 T.Hill, WR 9 M.Crockett, WR 13 M.McCaffrey, WR 16 D.Yancey, WR 19 M.Dupre, FB 22 A.Ripkowski, S 25 M.Evans, CB 28 J.Hawkins, RB 32 D.Mays, RB 33 A.Jones, RB 34 K.Phillips, CB 36 L.Gunter, S 37 A.Taylor, CB 38 D.Holmes, CB 41 L.Pipkins, CB 44 D.Brown, CB 46 R.Pringle, LB 48 J.Thomas, LB 49 D.Mathews, TE 49 E.Byrd, LB 55 C.Heiman, LB 56 J.Calvin, LB 57 D.Talley, LB 59 J.Letuligasenoa, G 60 T.Evans, LS 61 B.Goode, T 70 R.Leff, DT 71 I.Lunsford, DT 72 C.Heurtelou, G 74 G.Gray, WR 83 J.Janis, TE 86 A.Peck, WR 89 M.Clark, DT 99 C.Ringo

Did Not Play

WR 10 P.Cooper, QB 14 S.Mannion, QB 16 J.Goff, WR 17 R.Woods, WR 18 C.Kupp, DB 20 L.Joyner, CB 21 K.Webster, CB 22 T.Johnson, CB 23 N.Robey, LB 26 M.Barron, RB 30 T.Gurley, CB 32 T.Hill, RB 34 M.Brown, LB 52 A.Ogletree, OLB 53 C.Thompson, OLB 58 C.Littleton, T 64 A.Donnal, C 65 J.Sullivan, G 68 J.Brown, G 76 R.Saffold, T 77 A.Whitworth, OL 79 R.Havenstein, TE 81 G.Everett, WR 83 J.Reynolds, TE 84 T.Hemingway, WR 86 N.Spruce, WR 88 M.Thomas, TE 89 T.Higbee, DT 90 M.Brockers, OLB 94 R.Quinn, DE 96 M.Longacre, OLB 98 C.Barwin

Did Not Play

QB 12 A.Rodgers, WR 17 D.Adams, WR 18 R.Cobb, CB 20 K.King, S 21 H.Clinton-Dix, S 35 J.Whitehead, CB 39 D.Goodson, FB 40 J.Kerridge, S 42 M.Burnett, LB 45 V.Biegel, LB 52 C.Mathews, LB 53 N.Perry, LB 58 J.Tripp, G 62 L.Patrick, C 63 C.Linsley, G 65 L.Taylor, T/G 67 D.Barclay, T 69 D.Bakhtiari, G 73 J.Evans, T 75 B.Bulaga, DT 76 M.Daniels, TE 80 M.Bennett, WR 87 J.Nelson, RB 88 T.Montgomery, DT 90 M.Adams, LB 91 J.Elliott, DE 94 D.Lowry, DT 97 K.Clark

Not Active

Not Active

Field Goals (made () & missed)

	G.Zuerlein	(27)	M.Crosby	(28)					
			1	2	3	4	OT	Total	
VISITOR:	Los Angeles Rams		0	3	0	7	0	10	
HOME:	Green Bay Packers		7	7	3	7	0	24	

National Football League Game Summary

NFL Copyright © 2017 by The National Football League. All rights reserved. This summary and play-by-play is for the express purpose of assisting media in their coverage of the game; any other use of this material is prohibited without the written permission of the National Football League. Updated: 9/1/2017

Scoring Plays

Team	Qtr	Time	Play Description (Extra Point) (Drive Info)	Visitor	Home
Packers	1	3:08	B.Hundley 13 yd. run (M.Crosby kick) (6-40, 3:55)	0	7
Rams	2	12:32	G.Zuerlein 27 yd. Field Goal (13-66, 5:36)	3	7
Packers	2	0:30	A.Jones 1 yd. pass from B.Hundley (M.Crosby kick) (7-41, 1:20)	3	14
Packers	3	3:42	M.Crosby 28 yd. Field Goal (17-60,11:18)	3	17
Packers	4	12:23	A.Peck 25 yd. pass from T.Hill (M.Crosby kick) (9-58, 4:33)	3	24
Rams	4	6:42	J.Mundt 18 yd. pass from D.Orlovsky (T.Coons kick) (9-64, 5:41)	10	24
Paid Attendance: 74,102					Time: 2:56

Los Angeles Rams vs Green Bay Packers
8/31/2017 at Lambeau Field

Final Individual Statistics

Los Angeles Rams

Green Bay Packers

RUSHING						RUSHING					
	ATT	YDS	AVG	LG	TD		ATT	YDS	AVG	LG	TD
J.Davis	17	55	3.2	11	0	A.Jones	8	48	6.0	24	0
A.Green	7	12	1.7	7	0	J.Williams	11	31	2.8	6	0
						T.Hill	2	19	9.5	13	0
						D.Mays	6	18	3.0	7	0
						B.Hundley	1	13	13.0	13	1
						K.Phillips	2	3	1.5	6	0
Total	24	67	2.8	11	0	Total	30	132	4.4	24	1

PASSING										PASSING							
	ATT	CMP	YDS	SK/YD	TD	LG	IN	RT		ATT	CMP	YDS	SK/YD	TD	LG	IN	RT
D.Orlovsky	30	16	149	1/6	1	21	2	50.6	B.Hundley	21	11	99	2/19	1	20	0	81.2
									T.Hill	4	4	31	2/10	1	25	0	138.5
									J.Callahan	2	2	9	0/0	0	5	0	85.4
Total	30	16	149	1/6	1	21	2	50.6	Total	27	17	139	4/29	2	25	0	100.7

PASS RECEIVING								PASS RECEIVING							
	TAR	REC	YDS	AVG	LG	TD		TAR	REC	YDS	AVG	LG	TD		
B.Shippen	8	7	58	8.3	21	0	G.Allison	4	3	27	9.0	10	0		
J.Mundt	2	2	24	12.0	18	1	D.Mays	3	2	36	18.0	20	0		
J.Davis	3	2	21	10.5	19	0	A.Peck	3	2	27	13.5	25	1		
S.Rogers	2	2	15	7.5	12	0	A.Ripkowski	2	2	9	4.5	5	0		
T.Wilson	2	2	14	7.0	10	0	K.Phillips	2	2	6	3.0	5	0		
P.McRoberts	9	1	17	17.0	17	0	T.Davis	1	1	11	11.0	11	0		
S.Ryan	2	0	0	0.0	0	0	J.Janis	4	1	9	9.0	9	0		
C.Harkey	1	0	0	0.0	0	0	J.Williams	1	1	6	6.0	6	0		
K.Cannon	1	0	0	0.0	0	0	M.McCaffrey	1	1	4	4.0	4	0		
							E.Byrd	2	1	3	3.0	3	0		
							A.Jones	1	1	1	1.0	1	1		
							L.Kendricks	1	0	0	0.0	0	0		
							R.Rodgers	1	0	0	0.0	0	0		
Total	30	16	149	9.3	21	1	Total	26	17	139	8.2	25	2		

INTERCEPTIONS							INTERCEPTIONS					
	NO	YDS	AVG	LG	TD		NO	YDS	AVG	LG	TD	
Total	0	0	0	0	0	D.Brown	1	22	22.0	22	0	
						L.Gunter	1	0	0.0	0	0	
						Total	2	22	11.0	22	0	

PUNTING								PUNTING							
	NO	YDS	AVG	NET	TB	IN20	LG		NO	YDS	AVG	NET	TB	IN20	LG
J.Hekker	4	193	48.3	43.5	0	2	53	J.Vogel	7	328	46.9	45.7	0	2	55
T.Coons	2	103	51.5	46.5	0	1	54								
Total	6	296	49.3	44.5	0	3	54	Total	7	328	46.9	45.7	0	2	55

PUNT RETURNS								PUNT RETURNS						
	NO	YDS	AVG	FC	LG	TD		NO	YDS	AVG	FC	LG	TD	
S.Ryan	3	8	2.7	3	14	0	M.McCaffrey	3	15	5.0	0	10	0	
[OUT OF BOUNDS]	1	0	0.0	0	0	0	Q.Rollins	1	14	14.0	0	14	0	
							[OUT OF BOUNDS]	2	0	0.0	0	0	0	
Total	3	8	2.7	3	14	0	Total	4	29	7.3	0	14	0	

KICKOFF RETURNS								KICKOFF RETURNS						
	NO	YDS	AVG	FC	LG	TD		NO	YDS	AVG	FC	LG	TD	
B.Shippen	3	61	20.3	0	25	0	A.Jones	2	43	21.5	0	23	0	
A.Blythe	1	2	2.0	0	2	0	J.Janis	1	17	17.0	0	17	0	
[TOUCHBACK]	1	0	0.0	0	0	0								
Total	4	63	15.8	0	25	0	Total	3	60	20.0	0	23	0	

Los Angeles Rams

FUMBLES	FUM	LOST	OWN-REC	YDS	TD	FORCED	OPP-REC	YDS	TD	OUT-BDS
Total	0	0	0	0	0	0	0	0	0	0

Green Bay Packers

FUMBLES	FUM	LOST	OWN-REC	YDS	TD	FORCED	OPP-REC	YDS	TD	OUT-BDS
---------	-----	------	---------	-----	----	--------	---------	-----	----	---------

Los Angeles Rams vs Green Bay Packers
8/31/2017 at Lambeau Field

Final Individual Statistics

T.Hill	1	0	1	0	0	0	0	0	0
Total	1	0	1	0	0	0	0	0	0

Los Angeles Rams vs Green Bay Packers
8/31/2017 at Lambeau Field

Final Team Statistics

	Visitor Rams	Home Packers
TOTAL FIRST DOWNS	14	18
By Rushing	4	8
By Passing	8	5
By Penalty	2	5
THIRD DOWN EFFICIENCY	2-11-18%	4-13-31%
FOURTH DOWN EFFICIENCY	0-0-0%	1-1-100%
TOTAL NET YARDS	210	242
Total Offensive Plays (inc. times thrown passing)	55	61
Average gain per offensive play	3.8	4.0
NET YARDS RUSHING	67	132
Total Rushing Plays	24	30
Average gain per rushing play	2.8	4.4
Tackles for a loss-number and yards	3-7	4-7
NET YARDS PASSING	143	110
Times thrown - yards lost attempting to pass	1-6	4-29
Gross yards passing	149	139
PASS ATTEMPTS-COMPLETIONS-HAD INTERCEPTED	30-16-2	27-17-0
Avg gain per pass play (inc.# thrown passing)	4.6	3.5
KICKOFFS Number-In End Zone-Touchbacks	3-1-0	5-2-1
PUNTS Number and Average	6-49.3	7-46.9
Had Blocked	0	0
FGs - PATs Had Blocked	0-0	0-0
Net Punting Average	44.5	45.7
TOTAL RETURN YARDAGE (Not Including Kickoffs)	8	51
No. and Yards Punt Returns	3-8	4-29
No. and Yards Kickoff Returns	4-63	3-60
No. and Yards Interception Returns	0-0	2-22
PENALTIES Number and Yards	8-76	11-109
FUMBLES Number and Lost	0-0	1-0
TOUCHDOWNS	1	3
Rushing	0	1
Passing	1	2
EXTRA POINTS Made-Attempts	1-1	3-3
Kicking Made-Attempts	1-1	3-3
FIELD GOALS Made-Attempts	1-1	1-1
RED ZONE EFFICIENCY	1-2-50%	2-3-67%
GOAL TO GO EFFICIENCY	0-1-0%	1-2-50%
SAFETIES	0	0
FINAL SCORE	10	24
TIME OF POSSESSION	26:58	33:02

Los Angeles Rams vs Green Bay Packers
8/31/2017 at Lambeau Field

Ball Possession And Drive Chart

Los Angeles Rams

#	Time Recd	Time Lost	Time Poss	How Ball Obtained	Drive Began	# Play	Yds Gain	Yds Pen	Net Yds	1st Down	Last Scrm	How Given Up
1	15:00	12:52	2:08	Kickoff	LA 26	3	9	0	9	0	LA 35	Punt
2	11:31	9:55	1:36	Punt	LA 30	3	3	0	3	0	LA 33	Punt
3	9:08	7:03	2:05	Punt	LA 17	5	12	0	12	1	LA 29	Interception
4	3:08	12:32	5:36	Kickoff	LA 25	13	66	0	66	6	* GB 9	Field Goal
5	10:34	6:59	3:35	Punt	LA 11	6	27	8	35	2	LA 46	Punt
6	5:04	4:07	0:57	Punt	LA 35	3	3	0	3	0	LA 38	Punt
7	2:31	1:50	0:41	Punt	LA 48	3	-3	0	-3	0	LA 45	Interception
8	0:30	0:00	0:30	Kickoff	LA 26	2	6	0	6	0	LA 28	End of Half
9	3:42	1:56	1:46	Kickoff	LA 15	3	4	0	4	0	LA 19	Punt
10	12:23	6:42	5:41	Kickoff	LA 36	9	59	5	64	4	* GB 18	Touchdown
11	4:23	3:13	1:10	Punt	LA 15	4	19	0	19	1	LA 34	Punt
12	1:13	0:00	1:13	Punt	GB 38	2	5	0	5	0	GB 35	End of Game

(346) Average LA 29

Green Bay Packers

#	Time Recd	Time Lost	Time Poss	How Ball Obtained	Drive Began	# Play	Yds Gain	Yds Pen	Net Yds	1st Down	Last Scrm	How Given Up
1	12:52	11:31	1:21	Punt	GB 22	3	4	0	4	0	GB 26	Punt
2	9:55	9:08	0:47	Punt	GB 28	3	0	0	0	0	GB 28	Punt
3	7:03	3:08	3:55	Interception	LA 40	6	55	-15	40	3	* LA 13	Touchdown
4	12:32	10:34	1:58	Kickoff	GB 17	5	11	10	21	2	GB 38	Punt
5	6:59	5:04	1:55	Punt	GB 12	3	8	0	8	0	GB 20	Punt
6	4:07	2:31	1:36	Punt	GB 6	3	3	0	3	0	GB 9	Punt
7	1:50	0:30	1:20	Interception	LA 41	7	26	15	41	4	* LA 1	Touchdown
8	15:00	3:42	11:18	Kickoff	GB 30	17	44	16	60	5	* LA 10	Field Goal
9	1:56	12:23	4:33	Punt	GB 42	9	78	-20	58	4	LA 25	Touchdown
10	6:42	4:23	2:19	Kickoff	GB 21	3	7	0	7	0	GB 28	Punt
11	3:13	1:13	2:00	Punt	GB 12	3	6	0	6	0	GB 18	Punt

(309) Average GB 28

* inside opponent's 20

Time of Possession by Quarter

Visitor	Home	1st	2nd	3rd	4th	OT	Total
Los Angeles Rams	Green Bay Packers	8:57	8:11	1:46	8:04		26:58
Green Bay Packers	Los Angeles Rams	6:03	6:49	13:14	6:56		33:02

Kickoff Drive No.-Start Average

Rams: 5 - LA 26 Packers: 3 - GB 23

Los Angeles Rams vs Green Bay Packers
8/31/2017 at Lambeau Field

Final Defensive Statistics

Los Angeles Rams	Regular Defensive Plays											Special Teams					Misc			
	TKL	AST	COMB	SK	/ YDS	TFL	Q	IN	PD	FF	FR	TKL	AST	FF	FR	BL	TKL	AST	FF	FR
N.Grigsby	6	3	9	0	0	0	0	0	0	0	0	1	0	0	0	0	0	0	0	0
M.Christian	5	2	7	0	0	0	0	0	0	0	0	0	1	0	0	0	0	0	0	0
J.Johnson	5	0	5	0	0	0	0	0	0	0	0	0	0	0	0	0	0	0	0	0
A.Mulumba	3	2	5	0.5	2.5	0	1	0	0	0	0	0	0	0	0	0	0	0	0	0
F.Orimolade	3	2	5	0	0	0	0	0	0	0	0	1	0	0	0	0	0	0	0	0
J.Forrest	3	1	4	0	0	1	0	0	0	0	0	0	0	0	0	0	0	0	0	0
T.Walker	1	3	4	0.5	2.5	1	1	0	0	0	0	0	0	0	0	0	0	0	0	0
Co.Davis	3	0	3	0	0	0	0	0	0	0	0	0	0	0	0	0	0	0	0	0
D.Hatfield	3	0	3	0	0	0	0	0	0	0	0	0	0	0	0	0	0	0	0	0
C.McKinzy	2	0	2	1	6	2	1	0	0	0	0	0	0	0	0	0	0	0	0	0
K.Peterson	2	0	2	0	0	0	0	0	0	0	0	0	0	0	0	0	0	0	0	0
L.Trinca-Pasat	1	1	2	0	0	0	1	0	0	0	0	0	0	0	0	0	0	0	0	0
C.Sayles	1	1	2	0	0	0	0	0	0	0	0	0	0	0	0	0	0	0	0	0
B.Countess	0	2	2	0	0	0	0	0	0	0	0	0	0	0	0	0	0	0	0	0
E.Westbrooks	1	0	1	1	13	1	1	0	0	0	0	0	0	0	0	0	0	0	0	0
B.Hager	1	0	1	0	0	0	0	0	0	0	0	0	0	0	0	0	0	0	0	0
M.Purcell	1	0	1	0	0	0	0	0	0	0	0	0	0	0	0	0	0	0	0	0
I.Johnson	1	0	1	0	0	0	0	0	0	0	0	0	0	0	0	0	0	0	0	0
M.Jordan	0	1	1	0	0	0	0	0	0	0	0	1	0	0	0	0	0	0	0	0
M.Fox	0	1	1	0	0	0	0	0	0	0	0	0	0	0	0	0	0	0	0	0
O.Bryant	0	1	1	0	0	0	0	0	0	0	0	0	0	0	0	0	0	0	0	0
T.Smart	0	0	0	0	0	0	1	0	0	0	0	0	0	0	0	0	0	0	0	0
J.McQuaide	0	0	0	0	0	0	0	0	0	0	0	1	0	0	0	0	0	0	0	0
L.Tillery	0	0	0	0	0	0	0	0	0	0	0	1	0	0	0	0	0	0	0	0
A.Penton	0	0	0	0	0	0	0	0	0	0	0	0	1	0	0	0	0	0	0	0
T.Glass	0	0	0	0	0	0	0	0	0	0	0	0	1	0	0	0	0	0	0	0
T.Coons	0	0	0	0	0	0	0	0	0	0	0	0	1	0	0	0	0	0	0	0
P.McRoberts	0	0	0	0	0	0	0	0	0	0	0	0	0	0	0	0	1	0	0	0
J.Mundt	0	0	0	0	0	0	0	0	0	0	0	0	0	0	0	0	1	0	0	0
Team Sacks	1	0	0	1	5			0	0	0	0	0	0	0	0	0	0	0	0	0
Total	43	20	62	4	29	5	6	0	0	0	0	5	4	0	0	0	2	0	0	0

TKL = Tackle AST = Assist COMB = Combined QH=QB Hit IN = Interception PD = Pass Defense FF = Forced Fumble FR = Fumble Recovery

First Quarter

8/31/2017

Play By Play

LA wins toss, elects to Receive, and GB elects to defend the South goal.

M.Crosby kicks 64 yards from GB 35 to LA 1. B.Shippen to LA 26 for 25 yards (J.Jones).

Los Angeles Rams at 15:00, (1st play from scrimmage 14:54)

- 1-10-LA 26 (14:54) D.Orlovsky pass short right to B.Shippen to LA 32 for 6 yards (D.House).
- 2-4-LA 32 (14:15) J.Davis up the middle to LA 35 for 3 yards (B.Martinez; R.Gilbert).
- 3-1-LA 35 (13:35) J.Davis up the middle to LA 35 for no gain (Q.Rollins).
- 4-1-LA 35 (13:00) J.Hekker punts 43 yards to GB 22, Center-J.McQuaide, out of bounds.

Green Bay Packers at 12:52

- 1-10-GB 22 (12:52) J.Williams right end to GB 20 for -2 yards (J.Forrest).
- 2-12-GB 20 (12:18) B.Hundley pass incomplete short left to L.Kendricks.
- 3-12-GB 20 (12:13) (Shotgun) B.Hundley pass short middle to J.Williams to GB 26 for 6 yards (Co.Davis, B.Countess).
- 4-6-GB 26 (11:38) J.Vogel punts 44 yards to LA 30, Center-B.Goode, out of bounds.

Los Angeles Rams at 11:31

- 1-10-LA 30 (11:31) J.Davis right end to LA 28 for -2 yards (Q.Rollins).
- 2-12-LA 28 (10:50) (Shotgun) J.Davis up the middle to LA 33 for 5 yards (J.Ryan).
- 3-7-LA 33 (10:12) (Shotgun) D.Orlovsky pass incomplete short left to S.Ryan.
- 4-7-LA 33 (10:08) J.Hekker punts 53 yards to GB 14, Center-J.McQuaide. Q.Rollins to GB 28 for 14 yards (J.McQuaide).

Green Bay Packers at 9:55

- 1-10-GB 28 (9:55) B.Hundley pass incomplete deep left to G.Allison.
- 2-10-GB 28 (9:47) (Shotgun) B.Hundley pass incomplete deep right.
- 3-10-GB 28 (9:22) (Shotgun) B.Hundley pass incomplete short middle to R.Rodgers [T.Smart].
- 4-10-GB 28 (9:17) J.Vogel punts 51 yards to LA 21, Center-B.Goode. S.Ryan to LA 17 for -4 yards (J.Jones).

Los Angeles Rams at 9:08

- 1-10-LA 17 (9:08) J.Davis right end to LA 16 for -1 yards (J.Ryan; C.Ringo).
- 2-11-LA 16 (8:25) (Shotgun) D.Orlovsky pass short right to J.Davis pushed ob at LA 35 for 19 yards (M.Evans). P1
- 1-10-LA 35 (7:55) D.Orlovsky sacked at LA 29 for -6 yards (L.Gunter).
- 2-16-LA 29 (7:13) (Shotgun) D.Orlovsky pass incomplete short right to J.Davis.
- 3-16-LA 29 (7:09) (Shotgun) D.Orlovsky pass short left intended for P.McRoberts INTERCEPTED by L.Gunter at LA 40. L.Gunter to LA 40 for no gain (P.McRoberts).

Green Bay Packers at 7:03

- 1-10-LA 40 (7:03) B.Hundley pass short right to G.Allison to LA 32 for 8 yards (D.Hatfield, J.Forrest).
- 2-2-LA 32 (6:28) (Shotgun) B.Hundley pass short left to T.Davis to LA 21 for 11 yards (Co.Davis). P1
- 1-10-LA 21 (5:44) B.Hundley pass deep left to G.Allison for 21 yards, TOUCHDOWN NULLIFIED by Penalty. PENALTY on GB-A.Pankey, Offensive Holding, 10 yards, enforced at LA 21 - No Play.
- 1-20-LA 31 (5:38) (Shotgun) B.Hundley pass short left to D.Mays to LA 11 for 20 yards (B.Hager). P2
- 1-10-LA 11 (4:53) (Shotgun) PENALTY on GB-K.Murphy, False Start, 5 yards, enforced at LA 11 - No Play.
- 1-15-LA 16 (4:28) (Shotgun) B.Hundley sacked at LA 29 for -13 yards (E.Westbrooks).
- 2-28-LA 29 (3:46) (Shotgun) B.Hundley pass short middle to D.Mays to LA 13 for 16 yards (M.Christian, M.Jordan). Penalty on LA-S.Ebukam, Defensive Offside, declined.
- 3-12-LA 13 (3:17) (Shotgun) B.Hundley scrambles right end for 13 yards, TOUCHDOWN. P3
M.Crosby extra point is GOOD, Center-B.Goode, Holder-J.Vogel.

LA 0 GB 7, 6 plays, 40 yards, 3:55 drive, 11:52 elapsed

M.Crosby kicks 65 yards from GB 35 to end zone, Touchback.

Los Angeles Rams at 3:08

- 1-10-LA 25 (3:08) D.Orlovsky pass short left to B.Shippen to LA 34 for 9 yards (L.Pipkins).
- 2-1-LA 34 (2:24) J.Davis up the middle to LA 36 for 2 yards (K.Fackrell; M.Evans). R2
- 1-10-LA 36 (1:44) J.Davis left guard to LA 47 for 11 yards (C.Heiman). R3
- 1-10-LA 47 (:59) J.Davis left tackle to LA 47 for no gain (R.Gilbert; J.Jones).
- 2-10-LA 47 (:23) D.Orlovsky pass short middle to P.McRoberts to GB 36 for 17 yards (M.Evans). P4

Los Angeles Rams vs Green Bay Packers at Lambeau Field

END OF QUARTER

	Score	Time Poss	First Downs				Efficiencies	
			R	P	X	T	3 Down	4 Down
Los Angeles Rams	0	8:57	2	2	0	4	0/3	0/0
Green Bay Packers	7	6:03	1	2	0	3	1/3	0/0

Second Quarter

8/31/2017

Play By Play

Los Angeles Rams continued.

<u>1-10-GB 36</u>	(15:00) J.Davis right guard to GB 35 for 1 yard (B.Price). <i>PENALTY on GB-J.Hawkins, Illegal Use of Hands, 5 yards, enforced at GB 35.</i> Timeout #1 by LA at 14:33.	X5
<u>1-10-GB 30</u>	(14:33) D.Orlovsky pass short left to T.Wilson pushed ob at GB 20 for 10 yards (D.Brown).	P6
<u>1-10-GB 20</u>	(14:07) J.Davis right tackle to GB 15 for 5 yards (D.Mathews, J.Hawkins).	
<u>2-5-GB 15</u>	(13:30) D.Orlovsky pass short middle to B.Shippen to GB 4 for 11 yards (D.Mathews).	P7
<u>1-4-GB 4</u>	(12:50) D.Orlovsky pass incomplete short left to P.McRoberts.	
<u>2-4-GB 4</u>	(12:45) D.Orlovsky pass incomplete short left to P.McRoberts (D.Brown) [J.Jones].	
<u>3-4-GB 4</u>	(12:45) (Shotgun) <i>PENALTY on LA-D.Williams, False Start, 5 yards, enforced at GB 4 - No Play.</i>	
<u>3-9-GB 9</u>	(12:41) (Shotgun) D.Orlovsky pass incomplete short left to C.Harkey.	
<u>4-9-GB 9</u>	(12:35) G.Zuerlein 27 yard field goal is GOOD, Center-J.McQuaide, Holder-J.Hekker.	

LA 3 GB 7, 13 plays, 66 yards, 1 penalty, 5:36 drive, 2:28 elapsed

G.Zuerlein kicks 65 yards from LA 35 to GB 0. J.Janis to GB 17 for 17 yards (N.Grigsby).

Green Bay Packers at 12:32, (1st play from scrimmage 12:27)

<u>1-10-GB 17</u>	(12:27) A.Jones left guard to GB 27 for 10 yards (Co.Davis, B.Countess). Timeout #2 by LA at 11:54.	R4
<u>1-10-GB 27</u>	(11:54) (Shotgun) A.Jones up the middle to GB 27 for no gain (M.Purcell, M.Fox). <i>PENALTY on LA-M.Christian, Face Mask (15 Yards), 15 yards, enforced at GB 27.</i>	X5
<u>1-10-GB 42</u>	(11:29) A.Jones left end to GB 43 for 1 yard (J.Forrest).	
<u>2-9-GB 43</u>	(10:51) (Shotgun) B.Hundley pass incomplete short left to E.Byrd.	
<u>3-9-GB 43</u>	(10:51) (Shotgun) <i>PENALTY on GB-J.Spriggs, False Start, 5 yards, enforced at GB 43 - No Play.</i>	
<u>3-14-GB 38</u>	(10:47) (Shotgun) B.Hundley pass incomplete short left to J.Janis.	
<u>4-14-GB 38</u>	(10:42) J.Vogel punts 41 yards to LA 21, Center-B.Goode, fair catch by S.Ryan. <i>PENALTY on LA-J.Forrest, Offensive Holding, 10 yards, enforced at LA 21.</i>	

Los Angeles Rams at 10:34

<u>1-10-LA 11</u>	(10:34) A.Green right end to LA 12 for 1 yard (D.Mathews).	
<u>2-9-LA 12</u>	(9:56) D.Orlovsky pass incomplete short right to P.McRoberts.	
<u>3-9-LA 12</u>	(9:53) (Shotgun) D.Orlovsky pass short middle to B.Shippen to LA 33 for 21 yards (J.Hawkins) [R.Gilbert].	P8
<u>1-10-LA 33</u>	(9:11) A.Green left guard to LA 36 for 3 yards (D.Mathews). <i>PENALTY on LA-P.Collins, Offensive Holding, 10 yards, enforced at LA 33 - No Play.</i>	
<u>1-20-LA 23</u>	(8:43) (Shotgun) D.Orlovsky pass incomplete deep right to P.McRoberts. <i>PENALTY on GB-J.Hawkins, Defensive Pass Interference, 18 yards, enforced at LA 23 - No Play.</i>	X9
<u>1-10-LA 41</u>	(8:38) A.Green right end to LA 41 for no gain (B.Price; C.Ringo).	
<u>2-10-LA 41</u>	(7:55) D.Orlovsky pass incomplete short left to B.Shippen [R.Gilbert].	
<u>3-10-LA 41</u>	(7:50) (Shotgun) D.Orlovsky pass short middle to B.Shippen to LA 46 for 5 yards (D.Mathews).	
<u>4-5-LA 46</u>	(7:10) J.Hekker punts 47 yards to GB 7, Center-J.McQuaide. M.McCaffrey to GB 12 for 5 yards (M.Christian; A.Penton).	

Green Bay Packers at 6:59

<u>1-10-GB 12</u>	(6:59) B.Hundley pass short right to A.Ripkowski pushed ob at GB 17 for 5 yards (J.Johnson) [L.Trinca-Pasat].	
<u>2-5-GB 17</u>	(6:34) B.Hundley pass short right to A.Ripkowski pushed ob at GB 21 for 4 yards (J.Forrest).	
<u>3-1-GB 21</u>	(5:53) J.Williams left guard to GB 20 for -1 yards (T.Walker).	
<u>4-2-GB 20</u>	(5:12) J.Vogel punts 45 yards to LA 35, Center-B.Goode, fair catch by S.Ryan.	

Los Angeles Rams at 5:04

<u>1-10-LA 35</u>	(5:04) A.Green right guard to LA 38 for 3 yards (J.Hawkins).	
<u>2-7-LA 38</u>	(4:28) D.Orlovsky pass incomplete short right to P.McRoberts.	
<u>3-7-LA 38</u>	(4:25) (Shotgun) D.Orlovsky pass incomplete short right to S.Ryan (J.Hawkins).	
<u>4-7-LA 38</u>	(4:19) J.Hekker punts 50 yards to GB 12, Center-J.McQuaide. M.McCaffrey to GB 20 for 8 yards (L.Tillery). <i>PENALTY on GB-K.Fackrell, Offensive Holding, 6 yards, enforced at GB 12.</i>	

Green Bay Packers at 4:07

<u>1-10-GB 6</u>	(4:07) B.Hundley pass short right to J.Janis to GB 15 for 9 yards (D.Hatfield).	
------------------	---	--

Los Angeles Rams vs Green Bay Packers at Lambeau Field

- 2-1-GB 15 (3:40) (Shotgun) B.Hundley pass incomplete deep right to G.Allison.
Penalty on GB-A.Pankey, Offensive Holding, offsetting, enforced at GB 15 - No Play.
Penalty on LA-D.Hatfield, Defensive Holding, offsetting.
- 2-1-GB 15 (3:32) (Shotgun) B.Hundley sacked at GB 9 for -6 yards (C.McKinzy).
- 3-7-GB 9 (2:46) (Shotgun) B.Hundley pass incomplete short right to D.Mays.
- 4-7-GB 9 (2:38) J.Vogel punts 43 yards to LA 48, Center-B.Goode, fair catch by S.Ryan.

Los Angeles Rams at 2:31

- 1-10-LA 48 (2:31) D.Orlovsky pass short left to B.Shippen pushed ob at LA 49 for 1 yard (L.Pipkins).
- 2-9-LA 49 (2:07) A.Green right end to LA 45 for -4 yards (L.Pipkins).

Two-Minute Warning

- 3-13-LA 45 (2:00) (Shotgun) D.Orlovsky pass deep left intended for P.McRoberts INTERCEPTED by D.Brown at GB 37. D.Brown to LA 41 for 22 yards (J.Mundt).

Green Bay Packers at 1:50

- 1-10-LA 41 (1:50) (Shotgun) B.Hundley pass incomplete short left to A.Jones [L.Trinca-Pasat].
PENALTY on LA-L.Trinca-Pasat, Roughing the Passer, 15 yards, enforced at LA 41 - No Play. X6
- 1-10-LA 26 (1:45) (Shotgun) B.Hundley pass short middle to G.Allison to LA 17 for 9 yards (D.Hatfield).
- 2-1-LA 17 (1:15) A.Jones right end to LA 11 for 6 yards (N.Grigsby). R7
Timeout #1 by GB at 01:04.
- 1-10-LA 11 (1:04) (Shotgun) B.Hundley pass incomplete short middle to A.Peck.
- 2-10-LA 11 (1:00) (Shotgun) B.Hundley pass incomplete short left to J.Janis.
- 3-10-LA 11 (:56) (Shotgun) B.Hundley pass short middle to G.Allison to LA 1 for 10 yards (I.Johnson). LA-I.Johnson was injured during the play. P8
Timeout #3 by LA at 00:39.
Timeout #2 by GB at 00:39.
- 1-1-LA 1 (:39) (Shotgun) B.Hundley pass incomplete short right to J.Janis.
- 2-1-LA 1 (:35) (Shotgun) **B.Hundley pass short right to A.Jones for 1 yard, TOUCHDOWN.** P9
M.Crosby extra point is GOOD, Center-B.Goode, Holder-J.Vogel.

LA 3 GB 14, 7 plays, 41 yards, 1 penalty, 1:20 drive, 14:30 elapsed

M.Crosby kicks 47 yards from GB 35 to LA 18. A.Blythe MUFFS catch, and recovers at LA 24. A.Blythe to LA 26 for 2 yards (M.Evans).

Los Angeles Rams at 0:30, (1st play from scrimmage 0:22)

- 1-10-LA 26 (:22) (Shotgun) D.Orlovsky pass short left to J.Davis pushed ob at LA 28 for 2 yards (J.Jones).
- 2-8-LA 28 (:18) J.Davis left guard to LA 32 for 4 yards (C.Heurtelou, B.Price).

END OF QUARTER

	Score	Time Poss	First Downs				Efficiencies	
			R	P	X	T	3 Down	4 Down
Los Angeles Rams	3	8:11	0	3	2	5	1/5	0/0
Green Bay Packers	14	6:49	2	2	2	6	1/4	0/0

Third Quarter

8/31/2017

Play By Play

GB elects to Receive, and LA elects to defend the goal.

T.Coons kicks 61 yards from LA 35 to GB 4. A.Jones MUFFS catch, and recovers at GB 7. A.Jones to GB 30 for 23 yards (T.Glass; T.Coons).

Green Bay Packers at 15:00, (1st play from scrimmage 14:52)

1-10-GB 30	(14:52) J.Williams up the middle to GB 35 for 5 yards (M.Christian).	
2-5-GB 35	(14:19) J.Williams right end to GB 39 for 4 yards (N.Grigsby; F.Orimolade).	
3-1-GB 39	(13:38) J.Williams left end to GB 45 for 6 yards (A.Mulumba, N.Grigsby).	R10
<u>1-10-GB 45</u>	(13:00) J.Williams left tackle to GB 47 for 2 yards (L.Trinca-Pasat; F.Orimolade).	
2-8-GB 47	(12:22) J.Williams up the middle to LA 49 for 4 yards (A.Mulumba).	
3-4-LA 49	(11:37) (Shotgun) T.Hill pass short right to E.Byrd to LA 46 for 3 yards (N.Grigsby).	
4-1-LA 46	(10:58) J.Williams left end to LA 41 for 5 yards (J.Johnson, A.Mulumba).	R11
<u>1-10-LA 41</u>	(10:15) D.Mays left end to LA 34 for 7 yards (L.Trinca-Pasat).	
2-3-LA 34	(9:35) D.Mays left tackle to LA 30 for 4 yards (N.Grigsby).	R12
<u>1-10-LA 30</u>	(8:50) D.Mays left guard to LA 24 for 6 yards (F.Orimolade, M.Christian).	
2-4-LA 24	(8:06) D.Mays right end to LA 24 for no gain (A.Mulumba).	
3-4-LA 24	(7:25) (Shotgun) T.Hill pass incomplete short left to M.Dupre. <i>PENALTY on LA-C.Davis, Defensive Holding, 5 yards, enforced at LA 24 - No Play.</i>	X13
<u>1-10-LA 19</u>	(7:19) J.Williams left end to LA 16 for 3 yards (F.Orimolade).	
2-7-LA 16	(6:40) T.Hill sacked at LA 21 for -5 yards (sack split by T.Walker and A.Mulumba).	
3-12-LA 21	(5:54) (Shotgun) T.Hill pass incomplete deep left to D.Yancey. <i>PENALTY on LA-C.Davis, Defensive Pass Interference, 11 yards, enforced at LA 21 - No Play.</i>	X14
<u>1-10-LA 10</u>	(5:49) J.Williams up the middle to LA 7 for 3 yards (F.Orimolade).	
2-7-LA 7	(5:06) J.Williams right guard to LA 5 for 2 yards (M.Christian).	
3-5-LA 5	(4:26) (Shotgun) T.Hill sacked at LA 15 for -10 yards. FUMBLES, and recovers at LA 10. T.Hill to LA 10 for no gain (C.McKinzy).	
4-10-LA 10	(3:42) M.Crosby 28 yard field goal is GOOD, Center-B.Goode, Holder-J.Vogel.	

LA 3 GB 17, 17 plays, 60 yards, 2 penalties, 11:18 drive, 11:18 elapsed
--

M.Crosby kicks 69 yards from GB 35 to LA -4. B.Shippen to LA 15 for 19 yards (R.Pringle).

Los Angeles Rams at 3:42, (1st play from scrimmage 3:36)

1-10-LA 15	(3:36) D.Orlovsky pass short left to S.Rogers to LA 18 for 3 yards (D.Brown).
2-7-LA 18	(3:00) J.Davis right end to LA 19 for 1 yard (B.Price).
3-6-LA 19	(2:14) (Shotgun) D.Orlovsky pass incomplete deep left to P.McRoberts.
4-6-LA 19	(2:09) T.Coons punts 49 yards to GB 32, Center-J.McQuaide. M.McCaffrey to GB 42 for 10 yards (M.Jordan).

Green Bay Packers at 1:56

1-10-GB 42	(1:56) T.Hill scrambles left end ran ob at LA 45 for 13 yards (J.Johnson).	R15
<u>1-10-LA 45</u>	(1:27) A.Jones up the middle to LA 42 for 3 yards (M.Christian).	
2-7-LA 42	(:52) T.Hill scrambles right end to LA 36 for 6 yards (C.Sayles). <i>PENALTY on LA-K.Peterson, Illegal Use of Hands, 5 yards, enforced at LA 36.</i>	X16
<u>1-10-LA 31</u>	(:27) A.Jones right tackle to LA 29 for 2 yards (N.Grigsby). <i>PENALTY on GB-G.Gray, Unnecessary Roughness, 15 yards, enforced at LA 29.</i>	

END OF QUARTER

	Score	Time	First Downs				Efficiencies	
		Poss	R	P	X	T	3 Down	4 Down
Los Angeles Rams	3	1:46	0	0	0	0	0/1	0/0
Green Bay Packers	17	13:14	4	0	3	7	1/3	1/1

Fourth Quarter

8/31/2017

Play By Play

Green Bay Packers continued.

2-23-LA 44	(15:00) (Shotgun) A.Jones up the middle pushed ob at LA 20 for 24 yards (J.Johnson).	R17
<u>1-10-LA 20</u>	(14:24) A.Jones up the middle to LA 18 for 2 yards (M.Christian).	
	<i>PENALTY on GB-M.Dupre, Illegal Block Above the Waist, 10 yards, enforced at LA 18.</i>	
1-18-LA 28	(13:56) (Shotgun) T.Hill pass short left to K.Phillips to LA 27 for 1 yard (J.Johnson).	
2-17-LA 27	(13:10) (Shotgun) T.Hill pass short left to A.Peck pushed ob at LA 25 for 2 yards (N.Grigsby).	
3-15-LA 25	(12:28) (Shotgun) T.Hill pass deep left to A.Peck for 25 yards, TOUCHDOWN.	P18
	M.Crosby extra point is GOOD, Center-B.Goode, Holder-J.Vogel.	

LA 3 GB 24, 9 plays, 58 yards, 1 penalty, 4:33 drive, 2:37 elapsed

M.Crosby kicks 61 yards from GB 35 to LA 4. B.Shippen pushed ob at LA 21 for 17 yards (D.Mays).

PENALTY on GB-J.Hawkins, Low Block, 15 yards, enforced at LA 21.

Los Angeles Rams at 12:23

1-10-LA 36	(12:23) <i>PENALTY on GB-I.Lunsford, Encroachment, 5 yards, enforced at LA 36 - No Play.</i>	
1-5-LA 41	(12:18) J.Davis left tackle to LA 44 for 3 yards (C.Heurtelou, D.Mathews).	
2-2-LA 44	(11:37) J.Davis left guard to GB 46 for 10 yards (J.Jones; D.Talley).	R10
<u>1-10-GB 46</u>	(11:00) D.Orlovsky pass short left to J.Mundt to GB 40 for 6 yards (J.Jones).	
2-4-GB 40	(10:21) J.Davis up the middle to GB 38 for 2 yards (D.Holmes; I.Lunsford).	
3-2-GB 38	(9:39) D.Orlovsky pass short left to T.Wilson to GB 34 for 4 yards (D.Talley).	P11
<u>1-10-GB 34</u>	(8:55) D.Orlovsky pass short right to B.Shippen to GB 29 for 5 yards (D.Brown).	
2-5-GB 29	(8:08) J.Davis up the middle to GB 21 for 8 yards (J.Letuligasenoa).	R12
<u>1-10-GB 21</u>	(7:26) J.Davis right guard to GB 18 for 3 yards (J.Calvin, D.Talley).	
2-7-GB 18	(6:42) D.Orlovsky pass short left to J.Mundt for 18 yards, TOUCHDOWN.	P13
	T.Coons extra point is GOOD, Center-J.McQuaide, Holder-J.Hekker.	

LA 10 GB 24, 9 plays, 64 yards, 1 penalty, 5:41 drive, 8:18 elapsed
--

T.Coons kicks 64 yards from LA 35 to GB 1. A.Jones to GB 21 for 20 yards (F.Orimolade).

Green Bay Packers at 6:42, (1st play from scrimmage 6:37)

1-10-GB 21	(6:37) K.Phillips left tackle to GB 27 for 6 yards (N.Grigsby).	
2-4-GB 27	(5:57) K.Phillips right guard to GB 24 for -3 yards (M.Christian; C.Sayles).	
3-7-GB 24	(5:13) (Shotgun) J.Callahan pass short middle to M.McCaffrey to GB 28 for 4 yards (K.Peterson).	
4-3-GB 28	(4:23) J.Vogel punts 55 yards to LA 17, Center-B.Goode. S.Ryan to LA 15 for -2 yards (K.Brice).	

Los Angeles Rams at 4:23

1-10-LA 15	(4:23) D.Orlovsky pass short left to S.Rogers to LA 27 for 12 yards (J.Letuligasenoa) [C.Heurtelou].	P14
<u>1-10-LA 27</u>	(4:16) D.Orlovsky pass incomplete short left to K.Cannon.	
2-10-LA 27	(4:14) (Shotgun) A.Green up the middle to LA 34 for 7 yards (J.Calvin).	
3-3-LA 34	(3:28) (Shotgun) D.Orlovsky pass incomplete short left to P.McRoberts (D.Holmes).	
4-3-LA 34	(3:23) T.Coons punts 54 yards to GB 12, Center-J.McQuaide, out of bounds.	

Green Bay Packers at 3:13

1-10-GB 12	(3:13) D.Mays right end to GB 14 for 2 yards (T.Walker; N.Grigsby).	
2-8-GB 14	(2:34) D.Mays right guard to GB 13 for -1 yards (T.Walker; O.Bryant).	

Two-Minute Warning

3-9-GB 13	(1:59) (Shotgun) J.Callahan pass short left to K.Phillips to GB 18 for 5 yards (K.Peterson).	
4-4-GB 18	(1:13) J.Vogel punts 49 yards to LA 33, Center-B.Goode. S.Ryan pushed ob at LA 47 for 14 yards (R.Gilbert).	
	<i>Penalty on GB-D.Yancey, Illegal Use of Hands, declined.</i>	
	<i>PENALTY on GB-R.Gilbert, Unnecessary Roughness, 15 yards, enforced at LA 47.</i>	

Los Angeles Rams at 1:13

1-10-GB 38	(1:13) A.Green left guard to GB 35 for 3 yards (J.Letuligasenoa, D.Holmes).	
2-7-GB 35	(:33) A.Green right end to GB 33 for 2 yards (A.Taylor).	

END OF QUARTER

	Score	Time Poss	First Downs				Efficiencies	
			R	P	X	T	3 Down	4 Down
Los Angeles Rams	10	8:04	2	3	0	5	1/2	0/0
Green Bay Packers	24	6:56	1	1	0	2	1/3	0/0

Miscellaneous Statistics Report

Los Angeles Rams vs Green Bay Packers
8/31/2017 at Lambeau Field

Ten Longest Plays for Los Angeles Rams

Yards	Qtr	Play Start	Play Description
21	2	3-9-LA 12	(9:53) (Shotgun) D.Orlovsky pass short middle to B.Shippen to LA 33 for 21 yards (J.Hawkins) [R.Gilbert].
19	1	2-11-LA 16	(8:25) (Shotgun) D.Orlovsky pass short right to J.Davis pushed ob at LA 35 for 19 yards (M.Evans).
18	4	2-7-GB 18	(6:42) D.Orlovsky pass short left to J.Mundt for 18 yards, TOUCHDOWN.
17	1	2-10-LA 47	(:23) D.Orlovsky pass short middle to P.McRoberts to GB 36 for 17 yards (M.Evans).
12	4	1-10-LA 15	(4:23) D.Orlovsky pass short left to S.Rogers to LA 27 for 12 yards (J.Letuligasenoa) [C.Heurtelou].
11	1	1-10-LA 36	(1:44) J.Davis left guard to LA 47 for 11 yards (C.Heiman).
11	2	2-5-GB 15	(13:30) D.Orlovsky pass short middle to B.Shippen to GB 4 for 11 yards (D.Mathews).
10	2	1-10-GB 30	(14:33) D.Orlovsky pass short left to T.Wilson pushed ob at GB 20 for 10 yards (D.Brown).
10	4	2-2-LA 44	(11:37) J.Davis left guard to GB 46 for 10 yards (J.Jones; D.Talley).
9	1	1-10-LA 25	(3:08) D.Orlovsky pass short left to B.Shippen to LA 34 for 9 yards (L.Pipkins).

Ten Longest Plays for Green Bay Packers

Yards	Qtr	Play Start	Play Description
25	4	3-15-LA 25	(12:28) (Shotgun) T.Hill pass deep left to A.Peck for 25 yards, TOUCHDOWN.
24	4	2-23-LA 44	(15:00) (Shotgun) A.Jones up the middle pushed ob at LA 20 for 24 yards (J.Johnson).
20	1	1-20-LA 31	(5:38) (Shotgun) B.Hundley pass short left to D.Mays to LA 11 for 20 yards (B.Hager).
16	1	2-28-LA 29	(3:46) (Shotgun) B.Hundley pass short middle to D.Mays to LA 13 for 16 yards (M.Christian, M.Jordan).
15	2	1-10-GB 27	(11:54) (Shotgun) A.Jones up the middle to GB 27 for no gain (M.Purcell, M.Fox).
13	1	3-12-LA 13	(3:17) (Shotgun) B.Hundley scrambles right end for 13 yards, TOUCHDOWN.
13	3	1-10-GB 42	(1:56) T.Hill scrambles left end ran ob at LA 45 for 13 yards (J.Johnson).
11	1	2-2-LA 32	(6:28) (Shotgun) B.Hundley pass short left to T.Davis to LA 21 for 11 yards (Co.Davis).
11	3	2-7-LA 42	(:52) T.Hill scrambles right end to LA 36 for 6 yards (C.Sayles).
10	2	1-10-GB 17	(12:27) A.Jones left guard to GB 27 for 10 yards (Co.Davis, B.Countess).

Touchdown Scoring Information

		Offense	Defense	Special Teams
VISITOR	Los Angeles Rams	1	0	0
HOME	Green Bay Packers	3	0	0

Player Scoring Information

Club	Player	TD	Rush TD	Rec TD	KO TD	Punt TD	Int TD	Fum TD	Misc TD	FG	XP	2Pt Rush	2Pt Rec	Sfty	Points
LA	J.Mundt	0	0	1	0	0	0	0	0	0	0	0	0	0	6
LA	G.Zuerlein	0	0	0	0	0	0	0	0	1	0	0	0	0	3
LA	T.Coons	0	0	0	0	0	0	0	0	0	1	0	0	0	1
GB	B.Hundley	0	1	0	0	0	0	0	0	0	0	0	0	0	6
GB	A.Jones	0	0	1	0	0	0	0	0	0	0	0	0	0	6
GB	A.Peck	0	0	1	0	0	0	0	0	0	0	0	0	0	6
GB	M.Crosby	0	0	0	0	0	0	0	0	1	3	0	0	0	6

Possession Detail

	First Half		Second Half		Game	
	Visitor	Home	Visitor	Home	Visitor	Home
Largest Lead	0	11	0	21	0	21
Drives Leading	0	4	0	4	0	8
Time of Possession Leading	0:00	6:49	0:00	20:10	0:00	26:59
Largest Deficit	-11	0	-21	0	-21	0
Drives Trailing	5	0	4	0	9	0
Time of Possession Trailing	11:19	0:00	9:50	0:00	21:09	0:00
Times Score Tied Up		0		0		0
Lead Changes		1		0		1

Playtime Percentage

Percent of playtime per player on offense, defense and special teams

Los Angeles Rams

Green Bay Packers

		Los Angeles Rams				Green Bay Packers					
		Offense	Defense	Special Teams				Offense	Defense	Special Teams	
B Shippen	WR	59	100%	8	30%	J McCray	G	68	100%	4	15%
P Murphy	T	59	100%	2	7%	A Pankey	G	68	100%	4	15%
J Eldrenkamp	G	59	100%	1	4%	K Murphy	T	53	78%	4	15%
D Orlovsky	QB	59	100%			J Spriggs	T	53	78%	4	15%
P McRoberts	WR	54	92%	7	26%	K Amichia	T	53	78%		
J Davis	RB	39	66%	6	22%	E Byrd	TE	38	56%	6	22%
A Kozan	G	35	59%	2	7%	A Peck	TE	38	56%	1	4%
M Dunn	T	35	59%	2	7%	M Dupre	WR	37	54%	1	4%
P Collins	C	35	59%	1	4%	B Hundley	QB	35	51%		
J Mundt	TE	28	47%	5	19%	D Yancey	WR	34	50%	11	41%
T Wilson	TE	26	44%	9	33%	G Allison	WR	31	46%	1	4%
S Ryan	WR	26	44%	7	26%	J Janis	WR	30	44%	8	30%
C Harkey	TE	24	41%	8	30%	T Hill	QB	27	40%		
A Blythe	C	24	41%	3	11%	J Williams	RB	22	32%	10	37%
D Williams	T	24	41%	2	7%	A Jones	RB	20	29%	12	44%
C Wichmann	G	24	41%	1	4%	D Mays	RB	19	28%	12	44%
A Green	RB	20	34%	10	37%	A Ripkowski	FB	15	22%	13	48%
S Rogers	RB	14	24%	17	63%	R Leff	T	15	22%	4	15%
K Cannon	WR	5	8%	1	4%	G Gray	G	15	22%	4	15%
D Hatfield	CB			60	88%	4	15%	T Evans	G	15	22%
N Grigsby	LB			57	84%	9	33%	T Davis	WR	14	21%
M Christian	SS			54	79%	10	37%	M McCaffrey	WR	13	19%
K Peterson	CB			48	71%	8	30%	K Phillips	RB	7	10%
J Johnson	DB			46	68%	8	30%	M Clark	WR	6	9%
D Tull	LB			36	53%	12	44%	M Crockett	WR	6	9%
M Fox	DE			33	49%	2	7%	J Callahan	QB	6	9%
L Trinca-Pasat	DT			33	49%	1	4%	R Rodgers	TE	5	7%
C McKinzy	LB			33	49%	1	4%	L Kendricks	TE	5	7%
T Walker	DT			32	47%	3	11%	J Jones	DB		
B Countess	CB			32	47%	2	7%	D Mathews	LB	57	97%
S Ebukam	LB			31	46%	1	4%	K Fackrell	LB	48	81%
F Orimolade	LB			24	35%	18	67%	R Gilbert	LB	40	68%
M Purcell	NT			24	35%	5	19%	M Evans	SS	40	68%
M Jordan	CB			23	34%	12	44%	B Price	DT	38	64%
A Mulumba	LB			21	31%	19	70%	D Brown	CB	38	64%
C Davis	FS			21	31%	4	15%	J Hawkins	CB	37	63%
C Sayles	DT			21	31%	4	15%	L Pipkins	CB	35	59%
E Price	LB			15	22%			C Ringo	CB	34	58%
O Bryant	DT			14	21%	2	7%	A Taylor	DT	30	51%
T Smart	DT			14	21%	2	7%	C Heiman	S	29	49%
B Hager	LB			14	21%	2	7%	I Lunsford	LB	26	44%
E Westbrook	DT			14	21%	1	4%	R Jean Francois	DT	25	42%
A Penton	CB			13	19%	14	52%	J Letuligasenoa	DT	21	36%
J Forrest	LB			11	16%	9	33%	R Pringle	LB	19	32%
W Mays	LB			11	16%				CB	19	32%

C Davis	CB	7	10%	6	22%	J Calvin	LB	19	32%	2	7%
I Johnson	FS	6	9%	9	33%	C Heurtelou	DT	18	31%		
L Tillery	RB			8	30%	D Holmes	CB	15	25%		
J McQuaide	LS			8	30%	D Talley	LB	12	20%	1	4%
T Glass	DB			8	30%	J Ryan	LB	11	19%	5	19%
J Hekker	P			6	22%	B Martinez	LB	9	15%	12	44%
T Coons	K			5	19%	K Brice	FS	7	12%	12	44%
G Zuerlein	K			2	7%	L Gunter	CB	7	12%	5	19%
						Q Rollins	CB	6	10%	7	26%
						D Randall	CB	6	10%	3	11%
						D House	CB	3	5%		
						B Goode	LS			11	41%
						J Vogel	P			11	41%
						M Crosby	K			9	33%
						J Thomas	LB			5	19%