

# PACKERS

WEEKLY MEDIA INFORMATION PACKET



**GREEN BAY PACKERS vs ATLANTA FALCONS**

Sunday, September 17, 2017 @ 7:30 p.m. CDT • Mercedes-Benz Stadium



# THE DOPE SHEET

OFFICIAL PROGRAM AND PUBLICATION, ACME-PACKERS FOOTBALL TEAM.

Packers Public Relations • Lambeau Field Atrium • 1265 Lombardi Avenue • Green Bay, WI 54304 • 920/569-7500 • 920/569-7201 fax  
Jason Wahlers, Sarah Quick, Tom Fanning, Nathan LoCascio

## VOL. XIX; NO. 8

### GREEN BAY (1-0) AT ATLANTA (1-0)

Sunday, Sept. 17 • Mercedes-Benz Stadium • 7:30 p.m. CDT

### PACKERS GO ON THE ROAD TO PLAY THE FALCONS

The Green Bay Packers travel to Atlanta to take on the Falcons in the first NFL regular-season game played at Mercedes-Benz Stadium.

- ▶ It is the second straight year that Green Bay plays at a new stadium in Week 2 (U.S. Bank Stadium, Minnesota Vikings).
- ▶ It is the third consecutive time Green Bay has faced the team it played in the NFC Championship the next regular season (Chicago and Seattle).
- ▶ It is the fourth time Green Bay has played at the Falcons in back-to-back regular seasons (1982-83, 1991-92, 2010-11).
- ▶ The Packers have won three of the last four regular-season meetings against Atlanta.
- ▶ Nine of the last 10 regular-season matchups between the two have been decided by eight points or less, including six by three or fewer points.
- ▶ QB **Aaron Rodgers** has faced the Atlanta Falcons five times during the regular season, completing 129 of 185 passes (69.7 percent) for 1,626 yards and 13 touchdowns with only one interception for a passer rating of 118.0.
- ▶ Under Head Coach **Mike McCarthy**, Green Bay is 89-43-1 during the regular season against NFC opponents. The Packers' 89 wins rank No. 1 in the NFL and their .673 winning percentage No. 2 over that span (New England, 35-9, .795).
- ▶ Green Bay is 38-28 (.576) in road regular-season games versus NFC teams since 2006, tying the Dallas Cowboys for No. 1 in the NFC and No. 3 in the NFL in both categories.
- ▶ The Packers have won their last seven regular-season games, the second-longest current streak in the NFL behind Pittsburgh (eight).
- ▶ Green Bay won its final three regular season road games last season.
- ▶ The Packers averaged 26.3 points per road game last season, ranking No. 6 in the NFL.
- ▶ According to STATS, Green Bay is 20-13 when playing indoors during the regular season since 2006. The Packers' .606 winning percentage is tied for No. 2 in the NFC (Arizona) and No. 5 in the NFL over that time (New England, 9-3, .750 / Indianapolis, 56-27, .675 / New York Jets, 8-4, .667 / Pittsburgh, 7-4, .636).
- ▶ Dating back to 2008, Rodgers has recorded a passer rating of 111.2 in indoor games during the regular season by completing 580 of 854 passes (67.9 percent) for 7,247 yards with 59 touchdowns and 12 interceptions. He ranks No. 1 in the NFL in passer rating in games played indoors over that span (min. 100 pass attempts).
- ▶ Rodgers has recorded a passer rating of 100-plus in 18 of 26 regular-season games played indoors, including a rating of 125-plus in two of three contests last season (125.5 at Atlanta / 126.0 at Detroit).



## REGULAR-SEASON WEEK 2

### WITH THE CALL

NBC will broadcast the game to a national audience. Play-by-play man **Al Michaels** joins analyst **Cris Collinsworth** in the booth with **Michele Tafoya** reporting from the sidelines.



- ▶ Milwaukee's WTMJ (620 AM), airing Green Bay games since November 1929, heads up the Packers Radio Network that is made up of 50 stations in five states. **Wayne Larrivee** (play-by-play) and two-time Packers Pro Bowler **Larry McCarren** (analyst) call the action. McCarren first joined the team's broadcasts in 1995 and enters his 23rd season calling Packers games. After originally being paired together in 1999, McCarren and Larrivee enter their 19th season of broadcasts together.
- ▶ Westwood One Sports will air the game on radio across the country. **Kevin Kugler** (play-by-play) and **Jason Taylor** (analyst) will call the action, with **Scott Graham** hosting the pregame and halftime shows.
- ▶ The broadcast is also available on Sirius Satellite Radio (WTMJ feed).

### REGULAR SEASON

Date	Opponent	Time (CT)	TV
Sun., Sept. 10	SEATTLE SEAHAWKS	.....W, 17-9	78,381
Sun., Sept. 17	at Atlanta Falcons	.....7:30 p.m.	NBC
Sun., Sept. 24	CINCINNATI BENGALS (Gold Pkg.)	...3:25 p.m.	CBS
Thu., Sept. 28	CHICAGO BEARS	.....7:25 p.m.	CBS/NFLN/Amazon
Sun., Oct. 8	at Dallas Cowboys	.....*3:25 p.m.	FOX
Sun., Oct. 15	at Minnesota Vikings	.....*12 p.m.	FOX
Sun., Oct. 22	NEW ORLEANS SAINTS	.....*12 p.m.	FOX
Sun., Oct. 29	BYE		
Mon., Nov. 6	DETROIT LIONS (Gold Pkg.)	.....7:30 p.m.	ESPN
Sun., Nov. 12	at Chicago Bears	.....*12 p.m.	FOX
Sun., Nov. 19	BALTIMORE RAVENS	.....*12 p.m.	CBS
Sun., Nov. 26	at Pittsburgh Steelers	.....*7:30 p.m.	NBC
Sun., Dec. 3	TAMPA BAY BUCCANEERS	.....*12 p.m.	FOX
Sun., Dec. 10	at Cleveland Browns	.....*12 p.m.	FOX
Sun., Dec. 17	at Carolina Panthers	.....*12 p.m.	FOX
Sat., Dec. 23	MINNESOTA VIKINGS	.....7:30 p.m.	NBC
Sun., Dec. 31	at Detroit Lions	.....*12 p.m.	FOX

\*—Start time and broadcast may shift due to NFL flexible scheduling

### NFL POSTSEASON DATES

- Jan. 6-7 ..... AFC and NFC Wild Card Playoffs
- Jan. 13-14 ..... AFC and NFC Divisional Playoffs
- Jan. 21 ..... AFC and NFC Championship Games
- Jan. 28 ..... Pro Bowl, Camping World Stadium, Orlando, Fla.
- Feb. 4 ..... Super Bowl LII, U.S. Bank Stadium, Minnesota





**PACKERS AT FALCONS - WEEK 2**

**SEPTEMBER STARTS**

Under Head Coach **Mike McCarthy**, Green Bay has been one of the most successful teams in the league early in the season.

- ▶ The Packers opened the 2017 season with a 17-9 victory over Seattle at home. Green Bay has won its past five home openers and eight of its past 11 Kickoff Weekend games dating back to 2007.
- ▶ Under McCarthy, the Packers are 8-4 in regular-season openers, including a 5-2 mark at home.
- ▶ In 2016, Green Bay recorded its 55th win in a road opener, further extending the top mark in NFL history.
- ▶ In 2015, Green Bay went 3-0 in September, marking the third time under McCarthy that the Packers finished the month undefeated (4-0 in 2007 and 3-0 in 2011).
- ▶ Since McCarthy took over in 2006, the Packers have a 25-13 (.658) mark in the month of September. Green Bay's 25 wins are **tied for No. 1 in the NFC and tied for No. 4 in the NFL**:

<u>Team</u>	<u>September Wins (2006-17)</u>
1t. Denver	27
1t. New England	27
3. Baltimore	26
<b>4t. Green Bay</b>	<b>25</b>
4t. Dallas	25
6. Atlanta	23
7t. Arizona	22
7t. Cincinnati	22
7t. Philadelphia	22
7t. Seattle	22

▶ In the month of September under McCarthy (2006-17), the Packers rank at or near the top of the NFL in the following offensive categories:

- Passer rating (1st, 101.4)
- Passing touchdowns (1st, 80)
- Touchdowns (1st, 117)
- Touchdowns per game (1st, 3.08)
- Touchdown/interception ratio (2nd, 3.81, 80/21)
- Points per game (2nd, 26.1)
- Turnovers (3rd, 46)

▶ In 2015, QB **Aaron Rodgers** recorded a passer rating of 135.4 in the month of September. Dating back to 1970, it ranks **No. 5 among NFL quarterbacks** in the month of September (min. 40 pass attempts).

<u>Quarterback</u>	<u>Passer Rating in Sept.</u>
1. Tom Brady, NE, 2007	141.8
2. Randall Cunningham, PHI, 1992	141.2
3. Peyton Manning, DEN, 2013	138.0
4. Steve Young, SF, 1997	135.4
<b>5. Aaron Rodgers, GB, 2015</b>	<b>135.4</b>

▶ Since becoming a full-time starter in 2008, Rodgers ranks in the top five in the month of September among active quarterbacks in numerous passing categories (min. 150 pass attempts):

<u>Quarterback</u>	<u>Passer Rating in Sept.</u>
<b>1. Aaron Rodgers, GB</b>	<b>103.6</b>
2. Drew Brees, NO	101.6
3. Philip Rivers, LAC	101.0
4. Tyrod Taylor, BUF	98.7
5. Matt Ryan, ATL	98.1

<u>Quarterback</u>	<u>Passing TD in Sept.</u>
1. Drew Brees, NO	70
<b>2. Aaron Rodgers, GB</b>	<b>65</b>
3. Philip Rivers, LAC	63
4. Matt Ryan, ATL	59

<u>Quarterback</u>	<u>TD Percentage in Sept.</u>
1. Tyrod Taylor, BUF	6.5
<b>2. Aaron Rodgers, GB</b>	<b>6.1</b>
3. Ryan Fitzpatrick, CIN/BUF/TEN/HOU/NYJ/TB	6.0
4. Drew Brees, NO	5.7

<u>Quarterback</u>	<u>INT Percentage in Sept.</u>
1. Tom Brady, NE	1.4
<b>2. Aaron Rodgers, GB</b>	<b>1.5</b>
3. Brian Hoyer, CLE/HOU/CHI/SF	1.6
4. Derek Carr, OAK	1.6

▶ Below are Rodgers' touchdown, interception and passer-rating numbers for each season he has been a starter in the month of September:

<u>Season</u>	<u>Passing TDs</u>	<u>Ints</u>	<u>Passer Rating</u>
2017	1	1	86.5
2016	7	1	98.6
2015	10	0	135.4
2014	9	1	109.1
2013	8	3	105.1
2012	7	3	95.7
2011	8	1	120.9
2010	5	3	93.3
2009	4	0	97.2
2008	6	3	91.4

▶ WR **Jordy Nelson** has 14 receiving touchdowns in the month of September since 2011, **tied for No. 4 in the league** over that span. Among active players, Nelson ranks **No. 5 in the league** in the month of September (since 2011) with 1,494 receiving yards.



Two years after he co-founded the Packers with Curly Lambeau, George Calhoun began writing a piece called The Dope Sheet, which served as the official press release from 1921-24.



## PACKERS AT FALCONS - WEEK 2

### IN THE CONFERENCE

The Packers have established themselves as one of the best teams in the NFC.

- ▶ Green Bay has won its last six regular-season games against NFC opponents.
- ▶ Under Head Coach **Mike McCarthy**, Green Bay tallied a winning record against NFC opponents in 10 of his first 11 seasons (2006-16):

Season	Record Against NFC Teams
2017	1-0
2016	8-4
2015	7-5
2014	9-3
2013	6-5-1
2012	8-4
2011	12-0
2010	8-4
2009	9-3
2008	5-7
2007	9-3
2006	7-5

- ▶ Dating back to 2006, Green Bay ranks **No. 1 in the NFC** in inter-conference games:

Team	NFC vs. NFC Winning Pct.
<b>1. Green Bay</b>	<b>.673 (89-43-1)</b>
2. New Orleans	.586 (78-55)
3. Seattle	.568 (75-57-1)
4. Dallas	.564 (75-58)
5t. Atlanta	.541 (72-61)
5t. New York Giants	.541 (72-61)

- ▶ The Packers rank **No. 3 in the NFC** in total net yards per game in inter-conference games since 2006:

Team	Total Net Yards Per Game vs. NFC Teams (Since 2006)
1. New Orleans	404.9
2. Philadelphia	370.2
<b>3. Green Bay</b>	<b>369.5</b>
4. Dallas	361.6
5. Atlanta	359.6

- ▶ Green Bay ranks **No. 2 in the NFC** and **No. 3 in the NFL** in points per game against NFC opponents since 2008:

Team	Points Per Game Vs. NFC
1. New England	30.2
2. New Orleans	27.5
<b>3. Green Bay</b>	<b>26.6</b>
4. Indianapolis	26.2
5. San Diego	25.8

- ▶ With QB **Aaron Rodgers** as the starter (2008-present), the Packers are 70-32 (.686) against NFC teams.
- ▶ Dating back to 2008, Rodgers ranks in the top five among active quarterbacks in a few passing categories against NFC teams (min. 900 pass att.):

Team	Passer Rating Against NFC Teams (Since 2008)
<b>1. Aaron Rodgers, GB</b>	<b>106.5</b>
2. Drew Brees, NO	99.4
3. Tom Brady, NE	96.7
4. Russell Wilson, SEA	95.3
5. Kirk Cousins, WAS	95.1

Team	TD/INT Ratio Against NFC Teams (Since 2008)
<b>1. Aaron Rodgers, GB</b>	<b>4.15</b>
2. Tom Brady, NE	2.58
3. Joe Flacco, BAL	2.32
4. Drew Brees, NO	2.27
5. Russell Wilson, SEA	2.15

Team	TD Percentage Against NFC Teams (Since 2008)
<b>1. Aaron Rodgers, GB</b>	<b>6.5</b>
2. Drew Brees, NO	5.6
3. Philip Rivers, SD	5.4
4. Tom Brady, NE	5.2
5. Eli Manning, NYG	4.9

Team	Passing TDs Against NFC Teams (Since 2008)
1. Drew Brees, NO	243
<b>2. Aaron Rodgers, GB</b>	<b>224</b>
3. Eli Manning, NYG	185
4. Matt Ryan, ATL	181
5. Matthew Stafford, DET	140

Team	25-Plus-Yard Pass Plays Against NFC Teams (Since 2008)
1. Drew Brees, NO	250
<b>2. Aaron Rodgers, GB</b>	<b>242</b>
3. Eli Manning, NYG	218
4. Matt Ryan, ATL	183
5. Jay Cutler, CHI/MIA	148

- ▶ Dating back to 2008 when he entered the NFL, WR **Jordy Nelson** ranks **No. 2 among active players** in touchdown receptions against NFC opponents:

Team	Receiving TDs Against NFC Teams (Since 2008)
1. Larry Fitzgerald, ARI	53
<b>2. Jordy Nelson, GB</b>	<b>48</b>
3. Dez Bryant, DAL	44

## THE DOPE ON THIS WEEK'S OPPONENT:

### Packers vs. Falcons:

**All-time, Regular season:**

15-13-0

**All-time, Postseason:**

2-2

**All-time, in Atlanta:**

6-10-0

**Streaks:** Atlanta has won two straight after Green Bay took four consecutive games from the Falcons from 2011-14.

**Last meeting, regular season:**

Oct. 30, 2016; Falcons won, 33-32, Georgia Dome



### COACHES CAPSULES

**Mike McCarthy:** 125-68-1, .646 (incl. 10-7 postseason); 12th NFL season

**Dan Quinn:** 24-15-0, .615 (incl. 2-1 postseason); 3rd NFL season

**Head to Head:** Quinn 2-0

**vs. Opponent:** McCarthy 4-4 vs. Falcons; Quinn 2-0 vs. Packers

**MIKE MCCARTHY**...Is in his 12th year as the Packers' 14th head coach.

- ▶ Led the Packers to their eighth consecutive playoff appearance last season, tied for the third-longest streak in NFL history. Has also led the team to nine playoff appearances in the last 10 years (2007, 2009-16).
- ▶ Ranks second in franchise history in total victories, trailing only Curly Lambeau.
- ▶ Guided the Packers to top-10 finishes in scoring in eight straight seasons (2007-14), joining the Patriots as the only other team to accomplish the feat over that time; Packers finished first overall in scoring in 2014.
- ▶ Reached the 100-win plateau faster than any active NFL head coach, needing just 155 games.
- ▶ Joined Vince Lombardi and Mike Holmgren as the only coaches to guide the Packers to a Super Bowl title with a win over Pittsburgh in Super Bowl XLV.

**DAN QUINN**...Is in his third year as the Falcons' 11th head coach.

- ▶ Led Atlanta to the club's second NFC Championship en route to the Falcons' appearance in Super Bowl LI.
- ▶ Coached a high-powered Atlanta offense in 2016, finishing second in the NFL in passing touchdowns and total yards per game as well as top-five finishes in rushing yards per game and rushing touchdowns.
- ▶ Inherited the No. 32 defense from 2014 and improved it to No. 16 in his first season as head coach in 2015.
- ▶ Coached Atlanta to a 5-0 start in 2015, the best start for a head coach in franchise history.
- ▶ Coordinated a Seattle defense that led the league in yards allowed per game, passing yards allowed per game and points allowed per game for two consecutive seasons (2013-14).

### THE PACKERS-FALCONS SERIES

- ▶ Green Bay averaged 34.4 points while winning the first five games of the series, with the first coming in 1966 en route to becoming the first Super Bowl champions.
- ▶ In 1992, Atlanta won the first game of the series after trading QB Brett Favre to Green Bay in February.
- ▶ Favre and the Packers had revenge with a 37-20 win in the 1995 NFC Wild Card, where the defense held the Falcons to just 21 rushing yards.
- ▶ Atlanta won both contests in 2016 after losing four consecutive games to Green Bay from 2011-14.

### NOTABLE CONNECTIONS

Packers LB Clay Matthews is the elder cousin of Falcons T Jake Matthews...Green Bay S Morgan Burnett is from College Park, Ga., and attended Georgia Tech for three seasons (2007-09)...Falcons defensive coordinator Marquand Manuel started 16 games Green Bay in 2006... Packers director-football operations Eliot Wolf held three scouting internships with Atlanta and filed his first scouting report for the Falcons at age 14...Green Bay secondary-cornerbacks coach Joe Whitt Jr. was Atlanta's assistant defensive backs coach in 2007...Falcons defensive assistant/defensive backs coach Charlie Jackson was the Packers defensive quality control coach in 2005...Falcons OLB Jordan Tripp spent part of the 2016 season and 2017 training camp on the Packers' roster...Green Bay LB Chris Odom spent training camp in 2017 with the Falcons...Atlanta assistant special teams coach Eric Sutulovich coached on the staff of Packers defensive coordinator Dom Capers in Houston from 2002-05...Capers coached in Miami with Falcons head coach Dan Quinn (2006) and special teams coordinator Keith Armstrong (2006-07)...Atlanta assistant head coach/wide receivers/passing game coordinator Raheem Morris was colleagues with Green Bay quarterbacks coach Alex Van Pelt (2010-11) in Tampa Bay...Van Pelt was the Bills offensive coordinator in 2009 while Falcons G Andy Levitre was a rookie in Buffalo...Packers DT Ricky Jean Francois and Falcons WR Andre Roberts were teammates in Washington in 2015...Green Bay LB Blake Martinez, RB Ty Montgomery and T Kyle Murphy played at Stanford with Falcons TEs Austin Hooper and Levine Toilolo...Packers defensive line coach Mike Trgovac coached at Notre Dame in 1993 with Armstrong...Green Bay assistant special teams coach Jason Simmons and Falcons QB Matt Schaub were teammates with the Texans in 2007...Atlanta offensive assistant Dave Brock was the WRs coach at Kansas State during Green Bay WR Jordy Nelson's freshman season with the Wildcats...Brock went on to spend three seasons on Boston College's offensive coaching staff with Packers RBs coach Ben Sirmans...Sirmans was a coach for the Eagles during Falcons QB Matt Ryan's senior season...Green Bay tight ends coach Brian Angelichio and Atlanta assistant offensive line coach Mike Flood spent the 2011 season together on the Rutgers offensive coaching staff...Angelichio was on the Browns' coaching staff for two seasons when Falcons WR Taylor Gabriel and C Alex Mack played in Cleveland...Falcons offensive coordinator Steve Sarkisian was the head coach at Washington during Packers CB Kevin King's freshman season for the Huskies...Additionally, Falcons QBs coach Bush Hamdan spent two seasons on the Washington coaching staff with King...Sarkisian was on Southern California's offensive coaching staff during Packers LB Clay Matthews' first two seasons with the Trojans before Sarkisian was promoted to assistant head coach for Matthews' junior and senior seasons...Atlanta linebackers coach Jeff Ulbrich coached Green Bay DT Kenny Clark (2013-14) at UCLA...Other college teammates include: Falcons DE Takkarist McKinley, Packers QB Brett Hundley and Clark (UCLA)...Hundley also played at UCLA with Falcons FB Derrick Coleman...Falcons LB Jermaine Grace, Packers CB LaDarius Gunter and P Justin Vogel (Miami)...Packers G Justin McCray and Falcons S Kemal Ishmael (Central Florida)...Schaub and Packers LB Ahmad Brooks (Virginia)...Packers S Ha Ha Clinton-Dix and Falcons OLB Courtney Upshaw (Alabama)...Green Bay T Jason Spriggs and Atlanta RB Tevin Coleman (Indiana)...Falcons WR Justin Hardy and Green Bay CB Josh Hawkins (East Carolina)...Packers T Bryan Bulaga, DT Mike Daniels and Falcons DE Adrian Clayborn (Iowa).

### LAST MEETING, REGULAR SEASON

Oct. 30, 2016; Falcons won, 33-32, Georgia Dome

- ▶ Falcons WR Mohamed Sanu hauled in a game-winning 11-yard touchdown pass with 31 seconds remaining.
- ▶ QB Aaron Rodgers threw four touchdown passes to four different receivers, giving three of his targets their first career TD reception.
- ▶ Rodgers led all players with 60 rushing yards on six attempts (10.0 average). The 60 yards was a regular-season career high and Rodgers' highest rushing total since he tallied 66 yards in the 2011 NFC Divisional Playoffs.



## PACKERS AT FALCONS - WEEK 2

### AT THE HELM

Having led Green Bay to the playoffs in nine of his first 11 seasons as head coach, **Mike McCarthy** is joined by Vince Lombardi and Mike Holmgren as the only coaches to guide the Packers to a Super Bowl win with a victory over Pittsburgh in Super Bowl XLV.

- ▶ McCarthy guided the Packers to a franchise-record fourth consecutive division title in 2014. In his 11 seasons, he has won six division titles, tying Lombardi for the second most in franchise history.
- ▶ With a win at Tampa Bay in Week 16 of the 2014 season, McCarthy passed Lombardi for the No. 2 spot in team history as far as overall victories:

Coach	Overall Wins
1. Curly Lambeau, 1921-49	212
<b>2. Mike McCarthy, 2006-16</b>	<b>125</b>
3. Vince Lombardi, 1959-67	98
4. Mike Holmgren, 1992-98	84

- ▶ The 125 overall wins are the most in the NFC and the second most in the NFL since 2006 (New England, 153).
- ▶ McCarthy reached 100 career wins (including playoffs) in just his 155th game. He was the fastest to reach 100 wins in the NFL since George Seifert in 1996 (132 games).
- ▶ McCarthy's 114 regular-season wins in his first 11 years as a head coach (2006-16) are **tied for No. 3 in NFL history**:

Coach	Wins In First 11 Regular Seasons
1. Don Shula, BAL/MIA	117
2. Joe Gibbs, WAS	115
<b>3t. Mike McCarthy, GB</b>	<b>114</b>
3t. Tony Dungy, TB/IND	114
3t. George Seifert, SF/CAR	114

- ▶ McCarthy recorded his third regular season with 12-plus wins in 2014 (2007, 2011), passing Curly Lambeau (1929, 1931), Lombardi (1962, 1966), Holmgren (1996-97) and Mike Sherman (2001-02) for the most by a coach in franchise history.
- ▶ McCarthy has guided the Packers to five seasons with 11-plus wins (2007, 2009, 2011-12, 2014), passing Lombardi (1961-63, 1966) and Holmgren (1995-98) for the **most by a coach in franchise history**.
- ▶ McCarthy's eight regular seasons with 10-plus wins are a **franchise record** (since 1921). Among current NFL head coaches, only Bill Belichick (16) and Andy Reid (11) have more 10-plus win seasons.
- ▶ McCarthy is the **only coach in franchise history** to post three or more consecutive 10-win seasons twice in his career (2009-12, 2014-16).
- ▶ McCarthy joined Pittsburgh's Bill Cowher (2005) as the only Super Bowl-winning coaches to lead their respective teams to three road wins as the No. 6 seed in the postseason en route to a world title.
- ▶ Including playoffs, McCarthy has a 125-69-1 record since taking over as head coach in 2006, a .644 winning percentage that ranks **No. 2 among current NFL head coaches** (minimum 100 games):

Coach	Winning Pct.
1. Bill Belichick, CLE/NE	.679 (264-125)
<b>2. Mike McCarthy, GB</b>	<b>.644 (125-69-1)</b>
3. Mike Tomlin, PIT	.640 (112-63)

- ▶ McCarthy coached in his 134th game in Week 13 at Detroit in 2013 (including playoffs), moving him past Bart Starr for No. 2 in team history:

Coach	Overall Games
1. Curly Lambeau, 1921-49	339
<b>2. Mike McCarthy, 2006-16</b>	<b>195</b>
3. Bart Starr, 1975-83	133

- ▶ In the Week 6 victory over the San Diego Chargers in 2015, McCarthy earned the 100th regular-season win of his career in just his 150th game, making him the **seventh-fastest coach in NFL history and the fastest current NFL coach** to reach the 100-win plateau:

Coach (Current)	Games Needed For 100 Regular-Season Wins
<b>1. Mike McCarthy, GB</b>	<b>150</b>
2. Andy Reid, PHI/KC	164
3. Bill Belichick, CLE/NE	177
4. John Fox, CAR/DEN	182

- ▶ Since McCarthy took over in 2006, the Packers rank **No. 2 in the NFL** in regular-season winning percentage:

Team	Winning Pct.
1. New England	.780 (138-39)
<b>2. Green Bay</b>	<b>.653 (115-61-1)</b>
3t. Indianapolis/Pittsburgh	.633 (112-65)

- ▶ Green Bay's seven 10-win regular seasons since 2009 are **No. 2 in the NFL**:

Team	10-Win Regular Seasons (Since 2009)
1. New England	8
<b>2. Green Bay</b>	<b>7</b>
3t. Cincinnati/Indianapolis/Pittsburgh	5

### WINNING WAYS

- ▶ The Packers are the only NFC team and one of two teams in the league (New England) to make the playoffs each of the past eight seasons (2009-16). Those eight appearances are more than the rest of the NFC North Division combined during that span (Minnesota-three / Detroit-three / Chicago-one).
- ▶ McCarthy became just the **fourth head coach in NFL history** to lead a single franchise to eight-plus consecutive playoff appearances:

Coach	Years
Tom Landry, DAL	1966-73 and 1975-83
Chuck Noll, PIT	1972-79
<b>Mike McCarthy, GB</b>	<b>2009-16</b>
Bill Belichick, NE	2009-16

- ▶ There are seven teams in the NFL with five-plus playoff appearances from 2009-16, with only two in the NFC (New England and **Green Bay, eight** / Cincinnati and Seattle, six / Baltimore, Denver, Indianapolis, five).
- ▶ With the victory over Dallas in the 2016 playoffs, McCarthy has led the Packers to 10 wins in the postseason, passing Vince Lombardi and Mike Holmgren for the **most in team history**:

Coach	Postseason Wins
<b>1. Mike McCarthy, 2006-16</b>	<b>10</b>
2t. Vince Lombardi, 1959-67	9
2t. Mike Holmgren, 1992-98	9

- ▶ The 10 postseason wins since 2007 are tied for No. 2 in the NFL with Baltimore and Seattle (New England, 13). The rest of the NFC North has combined for two postseason wins over the last 10 seasons (Minnesota and Chicago).



## PACKERS AT FALCONS - WEEK 2

### HOME SWEET HOME

Green Bay has a long tradition of playing well at Lambeau Field.

- ▶ Green Bay is 1-0 this season and was 6-2 at home during the 2016 regular season. The Packers have finished with a record of .500 or better at home in 11 of 12 seasons under Head Coach **Mike McCarthy**.

Season	Home Record
2017	1-0
2016	6-2
2015	5-3
2014	8-0
2013	4-3-1
2012	7-1
2011	8-0
2010	7-1
2009	6-2
2008	4-4
2007	7-1
2006	3-5

- ▶ Green Bay's victory in Week 1 was the 218th at Lambeau Field, the most home wins by any franchise at one stadium in NFL history.
- ▶ The Packers are 10-2 (.833) in home openers under McCarthy, including 9-1 (.900) when QB **Aaron Rodgers** starts.
- ▶ Since the start of 2014, Green Bay is **tied for No. 1 in the NFL** in winning percentage at home during the regular season:

Team	Record At Home (Since 2014)	Pct.
<b>1t. Green Bay</b>	<b>20-5</b>	<b>.800</b>
1t. New England	20-5	.800
3t. Denver	19-5	.792
3t. Seattle	19-5	.792
5t. Kansas City	18-6	.750
5t. Pittsburgh	18-6	.750

- ▶ Under McCarthy, Green Bay is 66-22-1 at home during the regular season. The Packers' .747 winning percentage ranks **No. 2 in the NFL** over that span:

Team	Record At Home (Since 2006)	Pct.
1. New England	75-14	.843
<b>2. Green Bay</b>	<b>66-22-1</b>	<b>.747</b>
3. Baltimore	65-23	.739
4. Pittsburgh	64-24	.727
5. Indianapolis	62-26	.705
6. Seattle	61-27	.693

- ▶ The Packers rank **No. 2 in the NFL** in point differential at home since the start of the 2014 season (according to pro-football-reference.com):

Team	Point Differential At Home (Since 2014)
1. New England	plus-316
<b>2. Green Bay</b>	<b>plus-272</b>
3. Seattle	plus-231
4. Pittsburgh	plus-209
5. Kansas City	plus-200

- ▶ In 2014, Green Bay's plus-155 point differential at home was the highest in franchise history (dating back to 1940), eclipsing the plus-151 in 1996.
- ▶ Dating back to 2014, Green Bay ranks **No. 1 in the NFL** in first-quarter scoring margin (plus-156) at home (according to pro-football-reference.com).
- ▶ Under McCarthy, Green Bay has scored 30-plus points at home during the regular season 39 times, winning 37 of those contests. The Packers' 39 home games with at least 30 points are **No. 3 in the league** since 2006:

Team	30-Plus Point Home Games (Since 2006)
1. New England	46
2. New Orleans	44
<b>3. Green Bay</b>	<b>39</b>
4. Dallas	36
5. L.A. Chargers	35

- ▶ QB **Aaron Rodgers** has a 109.0 passer rating at Lambeau Field during the regular season, the **highest home passer rating in NFL history** (minimum 670 pass attempts).
- ▶ Rodgers is among the league leaders in several passing categories at home since he became the starter in 2008 (min. 603 att.):

Player	Passer Rating At Home (Since 2008)
1. Drew Brees, NO	109.5
<b>2. Aaron Rodgers, GB</b>	<b>109.3</b>
3. Russell Wilson, SEA	104.2
4. Tom Brady, NE	102.6

Player	Passing TDs At Home (Since 2008)
1. Drew Brees, NO	201
<b>2. Aaron Rodgers, GB</b>	<b>162</b>
3. Philip Rivers, LAC	137
4. Tom Brady, NE	131

Player	25-Plus-Yard Comp. At Home (Since 2008)
1. Drew Brees, NO	183
<b>2. Aaron Rodgers, GB</b>	<b>169</b>
3. Eli Manning, NYG	166
4. Ben Roethlisberger, PIT	147

Player	TD Percentage At Home (Since 2008)
1. Drew Brees, NO	7.1
<b>2. Aaron Rodgers, GB</b>	<b>7.0</b>
3. Russell Wilson, SEA	6.2
4. Ben Roethlisberger, PIT	5.9

- ▶ Rodgers owns the top three single-season passer ratings at home in NFL history (min. 100 pass att.):

Player	Passer Rating At Home
<b>1. Aaron Rodgers, GB, 2014</b>	<b>133.2</b>
<b>2. Aaron Rodgers, GB, 2011</b>	<b>128.5</b>
<b>3. Aaron Rodgers, GB, 2013</b>	<b>126.4</b>
4. Drew Brees, NO, 2013	126.3
5. Russell Wilson, SEA, 2012	123.6



## PACKERS AT FALCONS - WEEK 2

### TAKING HIS PLACE AMONG THE GAME'S BEST

QB **Aaron Rodgers** surpassed the 1,500-attempt plateau for his career in 2010, the benchmark to qualify for passer rating in the NFL record book.

▶ Rodgers ranks **No. 1 in NFL history** in career passer rating:

Quarterback	Career Passer Rating
<b>1. Aaron Rodgers, GB</b>	<b>104.0</b>
2. Russell Wilson, SEA	99.2
3. Tony Romo, DAL	97.1
4. Tom Brady, NE	97.1
5. Steve Young, TB/SF	96.8

▶ Rodgers registered the sixth 4,000-yard passing season of his career in 2016, setting the **franchise record** as he surpassed Brett Favre's mark of five 4,000-yard seasons.

▶ Rodgers had 11 zero-INT games last season (min. 15 att.), the third time in his career with 10-plus zero-INT games (13 in 2014, 12 in 2009). The only other QB in team history to have 10 in a season was Starr (10) in 1964.

▶ In 2016, Rodgers set the **single-season franchise record for completions** with 401, surpassing Favre's mark of 372 in 2005.

▶ In the Week 7 victory over Chicago, Rodgers set a **single-game franchise record** with 39 completions, besting the previous high of 36 by Favre at Chicago on Dec. 5, 1993.

▶ Rodgers went over the 35,000-yard passing mark for his career last season in Week 11 at Washington. According to the Elias Sports Bureau, he reached the mark on his 4,446th attempt, the **second-fewest attempts needed in NFL history** behind QB Johnny Unitas (4,388 attempts).

▶ Rodgers reached 250 touchdown passes in Week 12 of 2015. He did in his 121st career game, surpassing QB Dan Marino (128) for the NFL record.

▶ Where Rodgers ranks among active NFL quarterbacks **since he took over as the starter in 2008** (min. 1,350 attempts):

Quarterback	Passing Yards (Since 2008)
1. Drew Brees, NO	45,213
2. Philip Rivers, LAC	39,337
3. Matt Ryan, ATL	38,022
4. Eli Manning, NYG	37,049
<b>5. Aaron Rodgers, GB</b>	<b>36,809</b>

Quarterback	Passing TDs (Since 2008)
1. Drew Brees, NO	332
<b>2. Aaron Rodgers, GB</b>	<b>297</b>
3. Philip Rivers, LAC	273

Quarterback	Passer Rating (Since 2008)
<b>1. Aaron Rodgers, GB</b>	<b>104.4</b>
2. Drew Brees, NO	100.7
3. Tom Brady, NE	100.4

Quarterback	Yards/Attempt (Since 2008)
1. Russell Wilson, SEA	7.95
<b>2. Aaron Rodgers, GB</b>	<b>7.93</b>
3. Philip Rivers, LAC	7.87

Quarterback	INT Percentage (Since 2008)
1. Tom Brady, NE	1.4
<b>2. Aaron Rodgers, GB</b>	<b>1.6</b>
3. Derek Carr, OAK	1.8

Quarterback	25-Yard Passes (Since 2008)
1. Drew Brees, NO	341
<b>2. Aaron Rodgers, GB</b>	<b>321</b>
3. Philip Rivers, LAC	295
4. Eli Manning, NYG	293

▶ In 2016, Rodgers posted a season passer rating of 104.2, the seventh time in his career that he had registered a 100-plus passer rating, the most in NFL history (Peyton Manning and Steve Young, six each).

▶ Rodgers recorded his sixth season with 500-plus attempts and eight or fewer INTs in 2016, the most in NFL history (Tom Brady, three; nine others with one).

▶ The 2016 regular season saw Rodgers become just the second QB in NFL history to have 600-plus passing attempts and seven or fewer INTs in a season (Brady, 624 attempts, seven INTs in 2015).

▶ In Week 14 of 2016, Rodgers recorded a passer rating of 150.8 in a win over Seattle, marking his fourth career game a passer rating of 150-plus which is the fourth most (min. 10 pass att.) among active quarterbacks (Drew Brees and Brady, five / Ben Roethlisberger, eight).

▶ Rodgers rushed for a touchdown in Week 16 last season, marking his 13th game with two-plus passing touchdowns and one-plus rushing touchdowns since 2008, which is **No. 2 among NFL QBs** over that span behind Cam Newton (18).

▶ Dating back to 1921, Rodgers has the most seasons with 30-plus touchdowns and less than 10 interceptions (according to pro-football-reference.com):

Player	Seasons With 30-Plus TD Passes/Less Than 10 INTs
<b>1. Aaron Rodgers, GB</b>	<b>6</b>
2. Tom Brady, NE	5
3t. Seven players	1

▶ Rodgers owns four of the top five single-season totals in touchdown passes in franchise history:

Player	TD Passes
<b>1. Aaron Rodgers, 2011</b>	<b>45</b>
<b>2. Aaron Rodgers, 2016</b>	<b>40</b>
<b>3t. Aaron Rodgers, 2012</b>	<b>39</b>
3t. Brett Favre, 1996	39
<b>5t. Aaron Rodgers, 2014</b>	<b>38</b>
5t. Brett Favre, 1995	38

▶ A look at where Rodgers ranks in the NFL in several categories **since 2014** (min. 600 attempts):

Quarterback	Passer Rating (Since 2014)
1. Tom Brady, NE	102.4
<b>2. Aaron Rodgers, GB</b>	<b>102.4</b>
3. Drew Brees, NO	100.0
4. Matt Ryan, ATL	99.5
5. Russell Wilson, SEA	98.5

Quarterback	TD Passes (Since 2014)
<b>1. Aaron Rodgers, GB</b>	<b>110</b>
2. Drew Brees, NO	103
3. Tom Brady, NE	97
4. Philip Rivers, LAC	96

Quarterback	TD Percentage (Since 2014)
<b>1. Aaron Rodgers, GB</b>	<b>6.3</b>
2. Andrew Luck, IND	5.9

Quarterback	TD/INT Ratio (Since 2014)
1. Tom Brady, NE	5.39 (97/18)
<b>2. Aaron Rodgers, GB</b>	<b>5.24 (110/21)</b>
3. Tyrod Taylor, BUF	3.00 (39/13)





## PACKERS AT FALCONS - WEEK 2

### RODGERS AND TOUCHDOWNS

QB **Aaron Rodgers** has found the end zone a lot in his career, and that continued in the 2016 regular season. Rodgers threw for a league-best 40 touchdowns, his franchise-record fourth season (2011-12, 2014, 2016) with 35-plus TD passes (Brett Favre, three, 1995-97).

- ▶ With 40 passing TDs during the 2016 regular season, Rodgers became just the fourth QB in NFL history to record two seasons (also 2011) with 40-plus TD passes (Dan Marino, Peyton Manning, Drew Brees).
- ▶ In 2016, Rodgers became the first GB quarterback to lead the NFL in TD passes since Favre in 2003.
- ▶ Rodgers now has five seasons with 4,000-plus passing yards and 30-plus passing TDs (2009, 2011-12, 2014, 2016), further extending his team mark.
- ▶ In 2016, Rodgers registered his third straight season with 30-plus touchdown passes, the second-longest streak in franchise history (Favre, five straight, 1994-98)
- ▶ Rodgers has thrown 38-plus TD passes four times in his career, the most in NFL history (Brees and Manning have three each).
- ▶ Rodgers finished **No. 1 in the NFL** in 2016 in passing touchdowns:

Player	TD Passes (2016)
1. Aaron Rodgers, GB	40
2. Matt Ryan, ATL	38

- ▶ Rodgers finished the 2016 regular season ranked **No. 1 in the NFL** in games with multiple passing touchdowns and zero interceptions:

Player	Games With Multiple TD Passes and Zero INTs (2016)
1. Aaron Rodgers, GB	10
2t. Tom Brady, NE	8
2t. Matt Ryan, ATL	8

- ▶ Rodgers had multiple passing touchdowns in eight straight games (Week 7-14), tied for the longest streak in the NFL for the 2016 season (Marcus Mariota) and the second longest of his career (13-game streak in 2011).
- ▶ Rodgers registered four touchdown passes in the first half of the Week 3 victory vs. Detroit. It was the second time in his career that he recorded four-plus touchdowns in the first half (six vs. Chicago, Nov. 9, 2014).
- ▶ In 2016, Rodgers was **No. 1 in the NFL** with four games with four-plus TD passes and zero INTs, **the most in a season in franchise history**, passing his own mark set in 2011 and Favre's total in 1995.
- ▶ Rodgers has thrown four-plus touchdowns in a game 20 times, a **franchise record**, the **sixth most in NFL history** and **No. 3 among active quarterbacks**:

Player (Active)	Games W/ Four-Plus TD Passes
1. Drew Brees, SD/NO	31
2. Tom Brady, NE	26
3. Aaron Rodgers, GB	20
4. Eli Manning, NYG	14

- ▶ Rodgers was **tied for No. 1 in the NFL** during the 2016 regular season in games with three-plus passing touchdowns:

Player	Games With Three-Plus TD Passes (2016)
1t. Aaron Rodgers, GB	8
1t. Drew Brees, NO	8
3t. Three players	7

- ▶ Rodgers registered three-plus passing touchdowns in three consecutive games (Weeks 7-9 in 2016), totaling 10 touchdowns and one interception over that span. It marked the fifth time in his career that Rodgers registered three-plus passing touchdowns in three or more games in a single season (five: Games 6-10 in 2011 / four: Games 4-7 in 2012 and 2014 / three: Games 14-16 in 2012).

- ▶ Rodgers ranks **No. 4 in NFL history** and **No. 1 in franchise history** with 39 games with three-plus touchdown passes and zero interceptions. He was **No. 1 in the NFL for the 2016 season** in games with three-plus passing touchdowns and zero interceptions:

Player	Games With Three-Plus TD Passes and Zero INTs (2016)
1. Aaron Rodgers, GB	7
2. Tom Brady, NE	6
3t. Four players	4

- ▶ In 2016, Rodgers became the **first NFL quarterback** to record seven games with three-plus TDs/zero INTs in two different seasons (eight games in 2014). The only other QBs to do accomplish that feat in a season were Brady (eight in 2007) and Manning (seven in 2013).
- ▶ In Week 14 of last season, Rodgers recorded a 66-yard TD pass to WR **Davante Adams**, giving him a TD pass of 65 yards or more in each of the last nine seasons (2008-16). Rodgers joins Brees as the only QBs in the league to do so over that span.

### RODGERS THE RUNNER

QB **Aaron Rodgers** uses his feet to not only create more time to throw but also gain yards.

- ▶ Rodgers is just the **fourth QB in NFL history** to post 35,000-plus passing yards and 2,500-plus rushing yards in his career, joining Fran Tarkenton, John Elway and Donovan McNabb as the only players to accomplish that feat.
- ▶ Rodgers ranked **No. 7 in the NFL** (min. 25 att.) among quarterbacks in rushing average (5.51) and **tied for No. 5** in rushing touchdowns (four) during the 2016 regular season.
- ▶ Rodgers recorded a career-high 369 yards rushing during the 2016 regular season, the most by a Green Bay QB since Tobin Rote (398) in 1956.
- ▶ Rodgers finished the 2016 regular season **No. 3 in the NFL** in rushing yards among quarterbacks:

Player	Rushing Yards (QBs)
1. Tyrod Taylor, BUF	580
2. Colin Kaepernick, SF	468
3. Aaron Rodgers, GB	369
4t. Blake Bortles, JAX	359
4t. Cam Newton, CAR	359

- ▶ Rodgers now has four 300-yard rushing seasons, **No. 2 in franchise history among QBs** behind only Rote (five).
- ▶ Rodgers ranks **No. 2 among active quarterbacks in the NFL** in rushing touchdowns since 2008:

Player	Rushing TDs (QBs Since 2008)
1. Cam Newton, CAR	48
2. Aaron Rodgers, GB	25
3. Andy Dalton, CIN	18

- ▶ In Weeks 8-10 last season, Rodgers became the first Packers quarterback since Rote in 1955 to register a run of 20-plus yards in three consecutive games.
- ▶ Rodgers led the Packers with a career-best 60 rushing yards on six carries (10.0 avg.) at Atlanta in Week 8 (2016). He recorded three runs of 10-plus yards, tying his single-game career high (at Indianapolis, Oct. 7, 2012, and vs. Cincinnati, Sept. 20, 2009).
- ▶ Dating back to 1960, Rodgers' 60 rushing yards last season in Week 8 were the second most in a single game by a Green Bay quarterback, trailing only the 88 yards on eight carries (11.0 avg.) by Don Majkowski at Detroit, Sept. 30, 1990.
- ▶ Rodgers joined Cam Newton (Dec. 20, 2015, at NYG) as the only QBs over the past four seasons (2013-16) to post four-plus passing TDs and 60-plus rushing yards in the same game.
- ▶ By rushing for 43 yards on six carries (7.2 avg.) in Week 9 last season, Rodgers recorded 40-plus rushing yards in back-to-back games for the first time in his career.



## PACKERS AT FALCONS - WEEK 2

### IN THE RED ZONE

According to STATS, QB **Aaron Rodgers** ranks in the top five among active QBs in a few categories inside the opponent 20-yard line (min. 134 att.) since 2008:

Player	Red-Zone Passer Rating (Since 2008)
1. Drew Brees, NO	101.4
<b>2. Aaron Rodgers, GB</b>	<b>101.3</b>
3. Tom Brady, NE	99.6
4. Kirk Cousins, WAS	97.7
5. Andy Dalton, CIN	97.1

Player	Red-Zone TD Percentage (Since 2008)
1. Tom Brady, NE	29.5
2. Derek Carr, OAK	29.2
<b>3. Aaron Rodgers, GB</b>	<b>27.7</b>
4. Philip Rivers, LAC	27.1
5. Russell Wilson, SEA	27.0

Player	Red-Zone Passing TDs (Since 2008)
1. Drew Brees, NO	222
<b>2. Aaron Rodgers, GB</b>	<b>194</b>
3. Tom Brady, NE	188
4. Philip Rivers, LAC	181
5. Matt Ryan, ATL	166

▶ Rodgers ranked at or near the top of the league in several red-zone categories during the 2016 regular season:

Player	Red-Zone Passing TDs
<b>1. Aaron Rodgers, GB</b>	<b>31</b>
2. Drew Brees, NO	28

Player	Red-Zone Completions
1. Drew Brees, NO	74
<b>2. Aaron Rodgers, GB</b>	<b>64</b>

Player	Red-Zone Passing Yards
1. Drew Brees, NO	423
<b>2. Aaron Rodgers, GB</b>	<b>382</b>

▶ WR **Jordy Nelson** led the NFL in receptions and receiving touchdowns in the red zone during the 2016 regular season:

Player	Red-Zone Receptions
<b>1. Jordy Nelson, GB</b>	<b>19</b>
2t. Anquan Boldin, DET	14
2t. Kyle Rudolph, MIN	14

Player	Red-Zone Rec. TDs
<b>1. Jordy Nelson, GB</b>	<b>11</b>
2. Cameron Brate, TB	8
<b>3t. Davante Adams, GB, five others</b>	<b>7</b>

▶ Nelson's 11 red-zone touchdown receptions in 2016 were a career high and tied for the top mark by a Packer since STATS began recording in 1991 (James Jones, 2012; Sterling Sharpe, 1994).

### 300

QB **Aaron Rodgers** registered 311 passing yards in the Week 1 victory over Seattle.

- ▶ Rodgers has thrown for 300-plus yards in five of the last seven home openers.
- ▶ Dating back to last season, Rodgers has three straight 300-yard passing games, tied for the second-longest streak in team history behind only his own four-game streak in 2011.
- ▶ Rodgers has six 300-yard games in his last nine regular-season games.
- ▶ Since the start of last season, Rodgers has reached 300 passing yards in seven regular-season games, **tied for No. 2 in the NFL** over that span:

Player	300-Yard Passing Games (Since 2016)
1. Drew Brees, NO	10
<b>2t. Aaron Rodgers, GB</b>	<b>7</b>
2t. Kirk Cousins, WAS	7
2t. Matt Ryan, ATL	7
5t. Carson Palmer, ARI	6
5t. Philip Rivers, LAC	6

▶ Below is where Rodgers ranks in 300-yard games among active quarterbacks since he became the starter in 2008:

Player	300-Yard Passing Games (Since 2008)
1. Drew Brees, NO	86
2. Tom Brady, NE	53
<b>3. Aaron Rodgers, GB</b>	<b>50</b>
4. Philip Rivers, LAC	47
5. Ben Roethlisberger, PIT	45
6. Matt Ryan, ATL	42

▶ Rodgers ranks **No. 2 in franchise history** in 300-yard passing games:

Packers	300-Yard Passing Games
1. Brett Favre, 1993-2007	55
<b>2. Aaron Rodgers, 2005-present</b>	<b>50</b>
3. Lynn Dickey, 1976-77 / 1979-85	15
4. Don Majkowski, 1987-92	9
5. Bart Starr, 1956-71	5

▶ Rodgers has thrown for 300-plus yards 23 times at home and 27 times on the road.

### STAT OF THE WEEK

- ▶ Green Bay gained 26 first downs in the season-opening win over Seattle, which tied Kansas City for the most first downs in the NFL in Week 1.
- ▶ It was the most first downs in Week 1 by the Packers since they recorded 29 in an overtime win vs. the Atlanta Falcons in 2002.
- ▶ Green Bay picked up 16 of the 26 first downs via the pass, which tied for the third most in the NFL this season.
- ▶ Dating back to 2006, the Packers have 25-plus first downs in 39 regular-season games, tied with Indianapolis for the third most in the NFL over that span (New Orleans, 61 / New England, 76).

## PACKERS AT FALCONS - WEEK 2

### GROUP EFFORT

The Packers have a history of relying on many receivers over the years and that has continued.

- ▶ In Week 1, six different players recorded multiple receptions, and five players each recorded a reception of 20-plus yards.
- ▶ The Packers were one of two teams in the NFL (New Orleans) to have three wide receivers with 60-plus receptions and 600-plus receiving yards each in 2016 (**Jordy Nelson** - 97 rec. for 1,257 yds. / **Davante Adams** - 75 rec. for 997 yds. / **Randall Cobb** - 60 rec. for 610 yds.).
- ▶ Nelson (14) and Adams (12) were the **only teammate duo in the NFL** with 10-plus touchdown catches last season.
- ▶ In 2016, Adams and Nelson were just the **second duo in team history to both record 10-plus TD catches in the same season** (Nelson and Cobb in 2014).
- ▶ Nelson finished **No. 1 in the NFL** in receiving touchdowns last season and Adams was **tied for No. 2**:

Player	Receiving TDs (2016)
<b>1. Jordy Nelson, GB</b>	<b>14</b>
<b>2t. Davante Adams, GB</b>	<b>12</b>
2t. Antonio Brown, PIT	12
2t. Mike Evans, TB	12
5. Odell Beckham Jr., NYG	10

- ▶ Nelson **tied for No. 4 in the NFL** with five 100-yard receiving games last season while Adams (four) was **tied for No. 6**.
- ▶ Adams and Nelson joined New Orleans WR Brandin Cooks and Tampa Bay WR Mike Evans as the only players to record 100-plus yards receiving and two-plus TDs in two games during the 2016 regular season.
- ▶ Nelson and Adams **tied for No. 1 in the NFL** last season with three multi-receiving touchdown games (Beckham, Brown, Evans).
- ▶ Adams and New England WR Chris Hogan were the **only players in the league last season** to have two games with four-plus receptions and a 25-plus-yard receiving average.
- ▶ During the 2016 regular season, Green Bay had one or more players register 10-plus receptions and/or 100-plus receiving yards in 12 games.
- ▶ The Packers' six individual 10-catch games came via four different players (Adams-two, **Ty Montgomery**-two, Cobb, Nelson). According to the Elias Sports Bureau, four different players having at least one 10-catch game is **tied for the most in a single season in NFL history** (2015 New England Patriots / 2013 Atlanta Falcons / 2010 Indianapolis Colts / 2002 St. Louis Rams / 1991 Buffalo Bills).
- ▶ Green Bay's six individual 10-catch games were the **most in a single season in franchise history** (five in 2004 / three in 2014, 1993, 1942).
- ▶ In Week 10 at Tennessee, Adams became the only Packer player to register three receptions of 35-plus yards in the same game (dating back to 1991).
- ▶ With 12 receptions for 74 yards (6.2 avg.) in Week 8 of 2016, Adams became the first Packer to have back-to-back games with 12-plus catches, and his 25 over Weeks 7-8 were a franchise record for the most over a two-game span.
- ▶ Week 8 (2016) also saw three Packers post their first career TD catches in the game at Atlanta (Janis, **Geronimo Allison**, **Trevor Davis**), which was the first time an NFL team had done that since the Jets on Oct. 23, 2000. Allison and Davis became first rookie duo to both have a TD catch in a game for the Packers since Max McGee and Joe Johnson on Dec. 12, 1954.
- ▶ According to the Elias Sports Bureau, in Week 7 the Packers became just the second team in NFL history to feature three players with 10-plus catches in a game (Adams, 13; Cobb, 11; Montgomery, 10), joining the New England Patriots (Leroy Thompson, Ben Coates, Michael Timpson) vs. Minnesota on Nov. 13, 1994.

- ▶ Adams' 13 receptions for 132 yards (10.2 avg.) and two touchdowns against Chicago (2016) tied for the second-most receptions in a single game in franchise history (Don Hutson, 13 receptions vs. Cleveland, Oct. 18, 1942, and 14 vs. N.Y. Giants on Nov. 22, 1942).
- ▶ Montgomery became the first Packer to post back-to-back games with 10-plus catches (10 vs. Dallas and 10 vs. Chicago in 2016) since WR Sterling Sharpe in 1993 (Oct. 10, Oct. 24). Adams joined him in Weeks 7 (13) and 8 (12). The only other player to accomplish that feat in a single season in team annals was Hutson in 1942 (Nov. 15, Nov. 22).

### NELSON MAKES HISTORY

- ▶ In the season-opening win over Seattle, WR **Jordy Nelson** became the fourth player in franchise history to reach 500 receptions. He ranks in the top five in franchise history in receptions, receiving yards and receiving touchdowns:

Packers Player	Receptions
1. Donald Driver, 1999-2012	743
2. Sterling Sharpe, 1988-94	595
3. James Lofton, 1978-86	530
<b>4. Jordy Nelson, 2008-14, 2016-present</b>	<b>504</b>

Packers Player	Receiving Yards
1. Donald Driver, 1999-2012	10,137
2. James Lofton, 1978-86	9,656
3. Sterling Sharpe, 1988-94	8,134
4. Don Hutson, 1935-45	7,991
<b>5. Jordy Nelson, 2008-14, 2016-present</b>	<b>7,445</b>

Packers Player	Receiving TDs
1. Don Hutson, 1935-45	99
2. Sterling Sharpe, 1988-94	65
<b>3. Jordy Nelson, 2008-14, 2016-present</b>	<b>64</b>
4. Donald Driver, 1999-2012	61

- ▶ QB **Aaron Rodgers** and Nelson have connected for 60 touchdowns, **the most by a duo in team history** (Brett Favre and Antonio Freeman, 57).
- ▶ In 2016, Nelson joined WR Sterling Sharpe as the **only players in team history** to record two seasons with 95-plus catches.
- ▶ In 2016, Nelson registered the fourth 1,200-yard (1,257) receiving season of his career, tying James Lofton for the **best mark in team history**.
- ▶ It was the third time in Nelson's career that he recorded 10-plus receiving TDs in a season (2011 and 2014). He joined Sharpe (four) and Don Hutson (three) as the **only players in franchise history to post 10-plus TD catches in three or more seasons**.
- ▶ Nelson is the **first player in franchise history to record 13-plus receiving touchdowns in three different seasons** (2011, 2014, 2016). His three seasons of 13-plus TD receptions tie Pro Football Hall of Famers Lance Alworth, Cris Carter and Marvin Harrison for the fourth most in NFL history. Only Pro Football Hall of Famer Jerry Rice (eight), Terrell Owens (seven) and Randy Moss (six) have more such seasons in NFL history.
- ▶ With at least one touchdown reception in 11 games last season, Nelson tied Sharpe (1992 and 1994) for the most games with at least one TD catch in a single season in franchise history.
- ▶ Nelson has 25 100-yard receiving games in his career, **passing Hutson (24) for No. 3 in team history**. He trails Sharpe (29) for the second most.



**PACKERS AT FALCONS - WEEK 2**

**CLAY FINDS HIS WAY TO THE BALL**

LB **Clay Matthews** continues to make an impact on opposing offenses.

- Was part of a defense that held Seattle to just nine points in the season opener, the fewest allowed by the Packers in Week 1 since a 28-6 win vs. Detroit in 2001.
- For the first time in his career, Matthews recorded at least one sack in each of the first three regular-season games he played in 2016.
- In 2015, Matthews was selected to his sixth Pro Bowl and first as an inside linebacker after recording 6.5 sacks (second on the team), 14 QB hits (No. 1 on the team), and a career-high 84 tackles (No. 2 on the team). He was also one of three players (Micah Hyde, Sam Shields) on the team to have an interception and a fumble recovery.
- He is **tied for the second-most** six-plus-sack seasons in the NFL since 2009:

Player	Six-Plus-Sack Seasons (Since 2009)
1. Julius Peppers, CAR/CHI/GB	8
<b>2t. Clay Matthews, GB</b>	<b>7</b>
<b>2t. Ahmad Brooks, SF/GB</b>	<b>7</b>
2t. Calais Campbell, ARI/JAX	7
2t. Tamba Hali, KC	7
2t. Cameron Wake, MIA	7
2t. DeMarcus Ware, DAL/DEN	7

- Matthews ranks in the top 10 in sacks since 2009 among active players:

Player	Sacks (Since 2009)
1. Cameron Wake, MIA	81.5
2. J.J. Watt, HOU	76.0
3t. Von Miller, DEN	73.5
3t. Julius Peppers, CAR/CHI/GB	73.5
5. Elvis Dumervil, DEN/BAL/SF	73.0
<b>7. Clay Matthews, GB</b>	<b>72.5</b>
8. Tamba Hali, KC	71.0

- Matthews is **tied for No. 1 in team history** in 10-sack seasons and is **No. 4** in two-sack games:

Player	10-Sack Seasons
<b>1t. Clay Matthews, 2009-10, 2012, 2014</b>	<b>4</b>
1t. Reggie White, 1993, 1995, 1997-98	4
1t. Kabeer Gbaja-Biamila, 2001-04	4

Player	Two-Sack Games
1. Reggie White, 1993-98	16
2. Kabeer Gbaja-Biamila, 2000-08	15
3. Tim Harris, 1986-90	14
<b>4. Clay Matthews, 2009-17</b>	<b>13</b>

- Matthews is **No. 2 in team history** with 72.5 career sacks:

Player	Career Sacks
1. Kabeer Gbaja-Biamila, 2000-08	74.5
<b>2. Clay Matthews, 2009-17</b>	<b>72.5</b>
3. Reggie White, 1993-98	68.5

**PERRY LEADS THE RUSH**

Packers LB **Nick Perry** leads a pass rush that has recorded multiple sacks in 14 of the past 17 regular-season games.

- Perry tied DT **Mike Daniels** for the team lead in sacks in Week 1 with 1.5.
- Despite missing two games, Perry registered a team-high 11 sacks, **tied for No. 8 in the NFL**, in 2016. He became the 11th player in team history (since 1982) to register a double-digit sack total in a season.
- Dating back to the start of 2016, Perry has registered a half-sack or more in 11 regular-season games, **tied for No. 1 in the NFL**:

Player	Games With Half-Sack Or More
<b>1t. Nick Perry, GB</b>	<b>11</b>
1t. Danielle Hunter, MIN	11
1t. Ryan Kerrigan, WAS	11
4t. Six players	10

- In Week 6 of last season, Perry registered his first career interception and added a sack, making him the first Green Bay LB to post both in a game since **Clay Matthews** at the N.Y. Giants on Dec. 4, 2011.
- Perry matched his career high with a team-best two sacks in Week 3 vs. Detroit and Week 16 vs. Minnesota in 2016.
- Perry had at least one two-sack game in each of the past four seasons (2013-16), the lone Packer to accomplish that feat over that span.

**BURNETT BRINGS IT**

Packers S **Morgan Burnett** has been a steady force on the Packers defense for years, starting 95 games (including playoffs) since 2011.

- From 2011-14, he was the only Packer to surpass 100 tackles each season, and despite missing five games in 2015, he tied for the team lead in solo tackles (54) and led the team with 14 total tackles in the postseason. In 2016, he was **No. 1 on the team** in tackles (92) despite missing a game.
- He set a single-season career high with three sacks in 2016, **No. 2 among safeties** according to STATS:

Player	Sacks (2016)
1. Landon Collins, NYG	4.0
<b>2. Morgan Burnett, GB</b>	<b>3.0</b>
3t. Four players	2.0

- Burnett recorded two interceptions in 2016, tied for the second most of his career (two in 2012 / three in 2011).
- Burnett has 7.5 sacks since 2011, **tied for No. 4** among safeties over that time span:

Player	Sacks (Since 2011)
1t. Roman Harper, NO/CAR	8.5
1t. T.J. Ward, CLE/DEN/TB	8.5
3. Reshad Jones, MIA	8.0
<b>4. Morgan Burnett, GB / Harrison Smith, MIN</b>	<b>7.5</b>

- He ranks **No. 3 among Green Bay safeties** (since 1982) in career sacks, according to STATS:

Packers Safety	Career Sacks
1. LeRoy Butler	20.5
2. Mark Murphy	11.0
<b>3. Morgan Burnett</b>	<b>7.5</b>



## PACKERS AT FALCONS - WEEK 2

### ON THE RISE

S **Ha Ha Clinton-Dix** has been a presence on the Packers defense since his rookie season and earned his first trip to the Pro Bowl and second-team All-Pro recognition from *The Associated Press* in 2016.

- ▶ After starting 10 of 16 games and both postseason contests as a rookie, he has started every game since 2015.
- ▶ Clinton-Dix is **tied for No. 5 among safeties** with 11 interceptions in the regular and postseason since 2014:

Safety	Interceptions (Since 2014)
1. Reggie Nelson, CIN/OAK	17
2. Kurt Coleman, KC/CAR	16
3. Glover Quin, DET	14
4. Mike Adams, IND	12
<b>5t. Ha Ha Clinton-Dix, GB</b>	<b>11</b>
5t. Quintin Demps, HOU	11
7. Three players	10

- ▶ His three career postseason interceptions rank **No. 1 among safeties** since he entered the league in 2014, according to STATS.
- ▶ His career-best five interceptions were **tied for No. 5 in the NFL** in 2016 and **tied for No. 2 among safeties**:

Safety	Interceptions
1. Quintin Demps, HOU	6
<b>2t. Ha Ha Clinton-Dix, GB</b>	<b>5</b>
2t. Landon Collins, NYG	5
2t. Reggie Nelson, OAK	5
5t. Four players	4

- ▶ It was the most interceptions by a Packers safety in a single season since Charles Woodson (seven) and Charlie Peprah (five) in 2011.
- ▶ In 2016, Clinton-Dix posted a career-high two interceptions in both Week 9 and Week 15, becoming the first Packer to have multiple two-INT games in a season since Woodson in 2011.
- ▶ In Week 9 of 2016, he joined CB Al Harris (vs. New Orleans, Oct. 9, 2005) as the only players to post two INTs in a first quarter for the Packers since 1993.
- ▶ He was named NFC Defensive Player of the Week for his Week 15 performance in 2016, becoming the first Packers DB to win the award since Woodson in 2010 (Week 4).
- ▶ Clinton-Dix finished second on the team with 95 tackles (73 solo) in 2014 and led the Packers with 117 tackles (97 solo) in 2015.
- ▶ He registered a total of three interceptions during the 2015 season (including playoffs). He tied for fourth on the team with two during the regular season and registered one in the postseason.
- ▶ According to STATS, his three sacks during the 2015 regular season were tied for the fifth most in a single regular season by a Packers safety (since 1982) and the most since Mark Roman recorded 3.5 in 2004.
- ▶ Clinton-Dix's three sacks also tied for **No. 3 in the NFL** in 2015 among safeties.
- ▶ During the 2015 regular season, he registered eight-plus tackles in eight games, including setting career highs in both total tackles (12) and solo tackles (11) in the Week 10 game vs. Detroit, in which he also registered an interception.

### CONTINUAL IMPACT

In his career, DT **Mike Daniels** has seen his playing time steadily increase as well as his production, earning him a role as a standout on the defense.

- ▶ Daniels ranks **No. 3 among Packers defensive tackles** in sacks (since 1982), according to STATS LLC:

Packers Defensive Tackles	Sacks (Since 1982)
1. Cullen Jenkins, 2004-10	29.0
2. Santana Dotson, 1996-2001	26.0
<b>3. Mike Daniels, 2012-present</b>	<b>23.5</b>
4t. Cletidus Hunt, 1999-2004	17.0
4t. Corey Williams, 2004-07	17.0
6. Matt Brock, 1989-94	12.5
7. B.J. Raji, 2009-15	11.0

- ▶ Daniels is third on the Packers with 21.5 sacks since the start of the 2013 season. He is **tied for No. 10 among NFL defensive tackles** over that span, according to STATS LLC.
- ▶ He has started every regular-season and postseason game for Green Bay and has played the most defensive snaps among Packers defensive linemen since the start of the 2014 season.
- ▶ In 2015, Daniels led the Packers' defensive line in tackles (66) and sacks (four). He finished third on the team with 12 QB hits.
- ▶ In Week 5 versus St. Louis (2015), he tied for the team lead with a career-best nine tackles (eight solo).
- ▶ Daniels registered his first career interception in Week 16 at Arizona (2015), returning it 23 yards. According to STATS LLC, it was the first interception by a Packers DT since Cullen Jenkins on Oct. 18, 2009. Dating back to 1960, his 23-yard interception return was the longest by a Green Bay DT on an interception.
- ▶ He led Green Bay's defensive line with 5.5 sacks and was the team leader in quarterback hits (19) and pressures (22) during the 2014 regular season.

### RACKING UP POINTS

K **Mason Crosby** is moving his way up the record books.

- ▶ Crosby passed Ryan Longwell in Week 2 of the 2015 season to become the franchise career points leader:

Player	Career Points
<b>1. Mason Crosby, 2007-16</b>	<b>1,272</b>
2. Ryan Longwell, 1997-2004	1,054
3. Don Hutson, 1935-45	823

- ▶ Crosby's 1,267 points from 2007-16 were the **second most by an NFL player in his first 10 seasons** (NE Stephen Gostkowski, 1,330 from 2006-15).
- ▶ Crosby (1,409) passed Longwell (1,119) for the most points scored in the regular and postseason combined in franchise history.
- ▶ Dating back to 2013, Crosby has made 110 field goals during the regular season, **tied for No. 7 in the NFL** over that span.
- ▶ Crosby recorded 122 points during the 2016 season, giving him the 10th 100-point season of his career and **extending his franchise record**. Crosby's 10 seasons with 100-plus points are the **most in the NFL since 2007**. The only other kickers to have 10 or more consecutive seasons of 100-plus points are Jason Elam (16, 1993-2008) and Adam Vinatieri (13, 1996-2008).



## PACKERS AT FALCONS - WEEK 2

### ON THE ROAD AGAIN

Green Bay went 7-1 away from Lambeau Field in 2011, with the seven road wins setting a single-season franchise record.

- ▶ The Packers have been able to stay above the .500 mark on the road during Head Coach **Mike McCarthy's** tenure, a notable achievement in the National Football League.
- ▶ Since 2006, McCarthy's first season as the head coach in Green Bay, only nine of 32 NFL teams have regular-season road records above .500.

Team	W-L Record	Pct.
1. New England	63-25-0	.716
2. Dallas	51-37-0	.580
3. Indianapolis	50-39-0	.562
<b>4. Green Bay</b>	<b>49-39-0</b>	<b>.557</b>
5. Pittsburgh	48-41-0	.539
6. Denver	47-41-0	.534
7. Philadelphia	47-41-1	.533
8. N.Y. Giants	47-42-0	.528
9. New Orleans	46-43-0	.517

### 327 AND COUNTING

Another packed house at Lambeau Field against the Seattle Seahawks in Week 1 brought the stadium's consecutive-sellouts streak to 327 regular-season games (not including replacement games).

- ▶ The league's longest-tenured stadium, Lambeau Field is hosting its 61st season of football in 2017. For the victory over Dallas in the Divisional round of the 2014 playoffs, Packers fans set a new Lambeau Field paid-attendance record (79,704).
- ▶ Across American professional sports, only Boston's Fenway Park (1912) and Chicago's Wrigley Field (1914) have longer tenures.

### THE LAMBEAU ADVANTAGE

The crown jewel of the National Football League, Lambeau Field has long been known as one of the tougher venues to play in, particularly during the harsh Wisconsin winter.

- ▶ Re-establishing home-field advantage after a 4-4 mark in 2008 was one of the goals of 2009, and with the Packers finishing 6-2 at home, they accomplished that goal. Green Bay followed that up with a 7-1 mark at Lambeau Field in 2010, a perfect 8-0 record in 2011, the first undefeated home mark since 2002, and a 7-1 mark in 2012. The Packers were one of two teams to finish undefeated at home during the 2014 regular season (Denver).
- ▶ Head Coach **Mike McCarthy** stated consistently upon his arrival in Green Bay that one of the team's goals would be to reclaim the mystique of playing at Lambeau Field. Mission accomplished. The team is 66-22-1 (.747) at home in the regular season since 2006, **No. 2 in the NFL**.
- ▶ Since **Ron Wolf** and **Mike Holmgren** began the revitalization of the franchise in 1992, Green Bay owns the best home record in the NFL. A look at the top regular-season home W-L records since the '92 season:

Team	W-L Record	Pct.
<b>1. Green Bay</b>	<b>153-47-1</b>	<b>.764</b>
2. Pittsburgh	144-55-1	.723
3. New England	145-56-0	.721

### HOT AT HOME

Since the start of 2009, the Packers have been one of the best teams in the league at home during the regular season:

Team	W-L Record	Pct.
1. New England	57-8-0	.877
<b>2. Green Bay</b>	<b>52-12-1</b>	<b>.808</b>
3. Baltimore	48-16-0	.750
4. Seattle	47-17-0	.734
5. Pittsburgh	46-18-0	.719

### IN THE FREE-AGENCY ERA

Talk of unrestricted free agency in the early '90s led many to forecast tough times for the small-town Green Bay Packers.

- ▶ However, Green Bay has remained among the most successful teams since the advent of free agency in 1993. The Packers have won 10 or more games 15 times since '93 and captured 10 division crowns.
- ▶ A look at the most successful teams in the free-agency era:

Team	W-L Since '93	Pct.	Playoff Berths
1. New England	260-125-0	.675	18
<b>2. Green Bay</b>	<b>246-138-1</b>	<b>.640</b>	<b>18</b>
3. Pittsburgh	242-142-1	.630	16
4. Denver	234-151-0	.608	13
5. Indianapolis	225-160-0	.584	16

### IN THE LEAGUE RANKINGS 2017 REGULAR SEASON



#### GREEN BAY (Team)

Category	NFC	NFL
Turnover Margin (0) . . . . .	.5t	10t
Points Scored (17.0) . . . . .	10t	20t
Points Allowed (9.0) . . . . .	.3t	5t
Total Offense (370.0) . . . . .	5	8
Rushing (84.0) . . . . .	6	15
Passing (286.0) . . . . .	5	6
Total Defense (225.0) . . . . .	.2t	5t
vs. Rush (90.0) . . . . .	11	17
vs. Pass (135.0) . . . . .	1	4
Third-Down Offense (56.3%) . . .	.3	3
Third-Down Defense (25.0%) . . .	.3	3t
Red-Zone Offense (100.0%) . . .	1t	1t
Red-Zone Defense (0.0%) . . . .	1t	1t

#### ATLANTA (Team)

Category	NFC	NFL
Turnover Margin (0) . . . . .	.5t	10t
Points Scored (23.0) . . . . .	.5t	10t
Points Allowed (17.0) . . . . .	.5t	9t
Total Offense (372.0) . . . . .	4	6
Rushing (64.0) . . . . .	.8t	19t
Passing (308.0) . . . . .	.3	4
Total Defense (301.0) . . . . .	.7	15
vs. Rush (125.0) . . . . .	13	23
vs. Pass (176.0) . . . . .	5	9t
Third-Down Offense (70.0%) . . .	.7	10
Third-Down Defense (65.0%) . . .	.7	15t
Red-Zone Offense (33.3%) . . . .	.8t	20t
Red-Zone Defense (66.7%) . . . .	.12	19t

#### GREEN BAY (Individual)

Category	NFC	NFL
Passing: A.Rodgers (86.5) . . . .	10	16
Rushing: Montgomery (54) . . . .	4	12t
Receptions: Cobb (9) . . . . .	.2t	3t
Rec. Yds.: Cobb (85) . . . . .	.7	12
Interceptions: N/A		
Sacks: Daniels/Perry (1.5) . . . .	.5t	12t








#### ATLANTA (Individual)

Category	NFC	NFL
Passing: Ryan (116.1) . . . . .	3	4
Rushing: Freeman (37) . . . . .	10	28
Receptions: Sanu (6) . . . . .	.11t	16t
Rec. Yds.: J.Jones (66) . . . . .	.15t	26t
Interceptions: N/A		
Sacks: Reed (2.0) . . . . .	.1t	2t



## 2017 SCHEDULE NOTES

### 2017 OPPONENTS

	Record	NFL Rank (2017)	
		Offense	Defense
 Seattle Seahawks.....(0-1)		25 <sup>t</sup>	23
 at Atlanta Falcons .....(1-0)		6	15
 Cincinnati Bengals .....(0-1)		27	11
 Chicago Bears .....(0-1)		16	25
 at Dallas Cowboys .....(1-0)		4	7
 Minnesota Vikings .....(1-0)		2	18
 New Orleans Saints ....(0-1)		13	29
 Detroit Lions.....(1-0)		9	16
 Baltimore Ravens .....(1-0)		20	4
 at Pittsburgh Steelers..(1-0)		17	8
 Tampa Bay Buccaneers..(0-0)		-	-
 at Cleveland Browns...(0-1)		23	14
 at Carolina Panthers ...(1-0)		18	3

### A LOOK AT THE SCHEDULE

The Green Bay Packers' 97th NFL regular-season schedule – highlighted by five prime-time contests (subject to flexible scheduling) – was released April 20 by the National Football League.

- ▶ It will be the first regular season that has the Packers playing home games on a Saturday, Thursday and Monday.
- ▶ Green Bay's schedule includes six games against 2016 playoff teams. Two of those contests (Detroit, Seattle) are at Lambeau Field, while four (Atlanta, Dallas, Detroit, Pittsburgh) will come on the road. The Packers will play two teams (Atlanta, Dallas) that it played during the 2016 regular and postseason.
- ▶ For the first time since 2012, the Packers opened the season at home, and will play three of their first four games at Lambeau Field.
- ▶ In Week 1, Green Bay hosted the Seattle Seahawks, marking the third consecutive regular season that the Packers have played the Seahawks at home. Green Bay improved to 11-3 against the Seahawks at home during the regular and postseason, including eight straight wins.
- ▶ For the second straight season, the Packers will play a prime-time game on the road in Week 2, traveling to Atlanta for an NFC Championship rematch with the Falcons. Nine of the last 10 regular-season matchups between the two have been decided by eight points or less, including six by three or fewer points.
- ▶ Week 3 will see the Cincinnati Bengals play in Green Bay for just the sixth time, and Week 4 has the Packers hosting the Chicago Bears on a Thursday night for the third consecutive season (12th straight year in primetime). The division rivals square off in a prime-time contest for the 12th straight season.
- ▶ Green Bay will begin October with back-to-back road games. The Packers will first travel to play the Dallas Cowboys, marking the fourth matchup between the two clubs since 2015 (including postseason), and then will face the Vikings in Minnesota in Week 6.
- ▶ In Week 7, the New Orleans Saints visit Lambeau, their latest trip by date to Wisconsin since playing the Packers in Milwaukee on Nov. 17, 1985.
- ▶ The Packers have a Week 8 bye, the latest bye week for Green Bay since 2014 (Week 9).
- ▶ Green Bay hosts the Detroit Lions on *Monday Night Football* in Week 9, marking the third time the two teams have met on MNF and the first since 1972. Green Bay swept the regular-season series with the Lions last season for the first time since 2012 and for the seventh time under McCarthy.
- ▶ In Week 10, Green Bay will face the Bears in Chicago, a place they have won in the regular season each of the last six years.
- ▶ After welcoming the Baltimore Ravens to Lambeau Field in Week 11 for just the fourth time, the Packers will travel to Pittsburgh to play the Steelers in a Sunday night matchup in Week 12.
- ▶ After stopping back in Green Bay in Week 13 to play Tampa Bay, the Buccaneers' first December trip to Lambeau since 2000, the Packers will begin a stretch of three road games in four weeks with a trip to Cleveland in Week 14. It is the first time since 2009 that Green Bay will finish the regular season with three of the final four games taking place on the road.
- ▶ The Packers will finish their slate against the NFC South when they play at the Carolina Panthers in Week 15.
- ▶ For the second consecutive season, Green Bay will host the Vikings on a Saturday in Week 16. The Packers have won their last five regular-season games played on Saturdays.
- ▶ Green Bay will close out the regular season at Detroit for the second consecutive year, marking the first time it has finished the regular season on the road against the same team in back-to-back seasons since 1991-92 (Minnesota).



## PACKERS AT FALCONS - WEEK 2

### BREAKING DOWN THE ROSTER

The Packers currently have an 53-man roster that is composed of 25 offensive players, 25 defensive players and three specialists.

- ▶ Of the 53 players on Green Bay's roster, 36 of them (67.9 percent) were draft picks of the Packers. Dating back to 2007, Green Bay has at least one member of each draft class still on the roster.
- ▶ Green Bay has 11 players on the roster that began their careers as undrafted free agents, with eight of those originally signed by Green Bay.
- ▶ Almost a third (32.1 percent) of the players (17 of 53) on Green Bay's roster entered the league as a sixth-round or seventh-round pick or as an undrafted player.
- ▶ The Packers have six players on the roster that played in the NFL prior to the 2009 season. Four of those five players were draft picks of the Packers (QB **Aaron Rodgers**, K **Mason Crosby**, WR **Jordy Nelson** and LB **Clay Matthews**) and three have made at least one Pro Bowl.
- ▶ Of the 53 players on the roster, 44 began their pro careers with the Packers (83.0 percent).
- ▶ Only 22 of the 53 players on the roster (41.5 percent) were selected in the first three rounds of the draft, with 19 being drafted by the Packers.

#### GREEN BAY'S ROSTER ...

##### BY AGE (as of Sept. 17)

21-24	25 players
25-28	18 players
29-32	6 players
33-plus	4 players

##### BY EXPERIENCE

R-1	11 players
2-3	18 players
4-5	8 players
6-9	9 players
10-plus	7 players

##### BY DRAFT ROUND

1st	7 players
2nd/3rd	15 players
4th/5th	14 players
6th/7th	6 players
Undrafted	11 players

### 2017 OPPONENTS - STRENGTH OF SCHEDULE

The Packers' 2017 schedule includes six games against 2016 playoff teams. Two of those games (Detroit, Seattle) will be at Lambeau Field, while four (Atlanta, Dallas, Detroit, Pittsburgh) will come on the road.

▶ A closer look at the Packers' 2017 opponents:

<u>Home Games</u>	<u>'16 Record</u>	<u>Last Overall Meeting/Result</u>	<u>Last Lambeau Field Meeting/Result</u>
Baltimore	8-8	10/13/13, W, 19-17	12/7/09, W, 27-14
Chicago	3-13	12/18/16, W, 30-27	10/20/16, W, 26-10
Cincinnati	6-9-1	9/22/13, L, 34-30	9/20/09, L, 31-24
Detroit	9-7	1/1/17, W, 31-24	9/25/16, W, 34-27
Minnesota	8-8	12/24/16, W, 38-25	12/24/16, W, 38-25
New Orleans	7-9	10/26/14, L, 44-23	9/30/12, W, 28-27
Seattle	10-5-1	12/11/16, W, 38-10	12/11/16, W, 38-10
Tampa Bay	9-7	12/21/14, W, 20-3	11/20/11, W, 35-26
<b>Totals</b>	<b>60-66-2</b>	<b>(.477)</b>	

<u>Road Games</u>	<u>'16 Record</u>	<u>Last Overall Meeting/Result</u>	<u>Last Meeting at Site/Result</u>
Atlanta	11-5	1/22/17, L, 44-21*	1/22/17, L, 44-21*
Carolina	6-10	11/8/15, L, 29-37	11/8/15, L, 29-37
Chicago	3-13	12/18/16, W, 30-27	12/18/16, W, 30-27
Cleveland	1-15	10/20/13, W, 31-13	10/25/09, W, 31-3
Dallas	13-3	1/15/17, W, 34-31^	1/15/17, W, 34-31^
Detroit	9-7	1/1/17, W, 31-24	1/1/17, W, 31-24
Minnesota	8-8	12/24/16, W, 38-25	9/18/16, L, 14-17
Pittsburgh	11-5	12/22/13, L, 38-31	12/20/09, L, 37-36
<b>Totals</b>	<b>62-66</b>	<b>(.484)</b>	

**Overall** . . . . . **122-132-2**

^ - NFC Divisional Playoff

\* - NFC Championship

### PACKERS IN WEEKLY 2017 TEAM RANKINGS

		NFL Offense			NFL Defense		
After							
Week ...	Opp.	Total	Rush	Pass	Total	Rush	Pass
1	SEA	8	15	6	5t	17	4
<b>Packers in 2016</b>		<b>8</b>	<b>20</b>	<b>7</b>	<b>22</b>	<b>8</b>	<b>31</b>
<b>Packers in 2015</b>		<b>23</b>	<b>12</b>	<b>25t</b>	<b>15</b>	<b>21</b>	<b>6</b>
<b>Packers in 2014</b>		<b>6</b>	<b>11</b>	<b>8</b>	<b>15</b>	<b>23</b>	<b>10</b>
<b>Packers in 2013</b>		<b>3</b>	<b>7</b>	<b>6</b>	<b>25</b>	<b>25</b>	<b>24</b>
<b>Packers in 2012</b>		<b>13</b>	<b>20</b>	<b>9</b>	<b>11</b>	<b>17</b>	<b>11</b>
<b>Packers in 2011</b>		<b>3</b>	<b>27</b>	<b>3</b>	<b>32</b>	<b>14</b>	<b>32</b>
<b>Packers in 2010</b>		<b>9</b>	<b>24</b>	<b>5</b>	<b>5</b>	<b>18</b>	<b>5</b>
<b>Packers in 2009</b>		<b>6</b>	<b>14</b>	<b>7</b>	<b>2</b>	<b>1</b>	<b>5</b>
<b>Packers in 2008</b>		<b>8</b>	<b>17</b>	<b>8</b>	<b>20</b>	<b>26</b>	<b>12</b>
<b>Packers in 2007</b>		<b>2</b>	<b>21</b>	<b>2</b>	<b>11</b>	<b>14</b>	<b>12</b>
<b>Packers in 2006</b>		<b>9</b>	<b>23</b>	<b>8</b>	<b>12</b>	<b>13</b>	<b>17</b>
<b>Packers in 2005</b>		<b>18</b>	<b>30</b>	<b>7</b>	<b>7</b>	<b>23</b>	<b>1</b>
<b>Packers in 2004</b>		<b>3</b>	<b>10</b>	<b>3</b>	<b>25</b>	<b>14</b>	<b>25</b>
<b>Packers in 2003</b>		<b>4</b>	<b>3</b>	<b>16</b>	<b>17</b>	<b>10</b>	<b>23</b>
<b>Packers in 2002</b>		<b>12</b>	<b>12</b>	<b>10</b>	<b>12</b>	<b>21</b>	<b>3</b>
<b>Packers in 2001</b>		<b>6</b>	<b>21</b>	<b>3</b>	<b>12</b>	<b>16</b>	<b>15</b>
<b>Packers in 2000</b>		<b>15</b>	<b>23</b>	<b>8</b>	<b>15</b>	<b>8</b>	<b>19</b>
<b>Packers in 1999</b>		<b>9</b>	<b>21</b>	<b>7</b>	<b>19</b>	<b>22</b>	<b>18</b>
<b>Packers in 1998</b>		<b>5</b>	<b>25</b>	<b>3</b>	<b>4</b>	<b>4</b>	<b>10</b>
<b>Packers in 1997</b>		<b>4</b>	<b>12</b>	<b>3</b>	<b>7</b>	<b>20</b>	<b>8</b>
<b>Packers in 1996</b>		<b>5</b>	<b>11</b>	<b>5</b>	<b>1</b>	<b>4</b>	<b>1</b>
<b>Packers in 1995</b>		<b>7</b>	<b>26</b>	<b>3</b>	<b>14</b>	<b>7</b>	<b>21</b>
<b>Packers in 1994</b>		<b>9</b>	<b>19</b>	<b>9</b>	<b>6</b>	<b>3</b>	<b>15</b>
<b>Packers in 1993</b>		<b>19</b>	<b>22</b>	<b>18</b>	<b>2</b>	<b>8</b>	<b>7</b>
<b>Packers in 1992</b>		<b>15</b>	<b>21</b>	<b>9</b>	<b>23</b>	<b>16</b>	<b>23</b>





## PACKERS STARTERS – OFFENSE

### **WR Jordy Nelson, 10th Year, Kansas State, D2a-08**

- ▶ Became the fourth player in franchise history to reach 500 receptions.
- ▶ Has 64 career receiving TDs, No. 3 in Packers history, needs one to tie Sterling Sharpe for No. 2 behind Don Hutson (99).
- ▶ Became the first player in franchise history to record 13-plus receiving touchdowns in three different seasons (2011, 2014, 2016). His three seasons of 13-plus TD receptions tie Pro Football Hall of Famers Lance Alworth, Cris Carter and Marvin Harrison for the fourth most in NFL history.
- ▶ Missed all of the 2015 season due to a knee injury.
- ▶ Finished the 2014 regular season ranked fourth in the NFL in receiving yards (1,519), seventh in receptions (98) and tied for second in receiving touchdowns (13). Earned first selection to the Pro Bowl.
- ▶ Led the team in 2013 with 85 catches for 1,314 yards and eight TDs. Ranked No. 10 in the NFL that season in receiving yards.
- ▶ With 15 TD catches in 2011, became only the third player in franchise history to catch 15 or more TDs in a season, joining WRs Sterling Sharpe (18 in 1994) and Don Hutson (17 in 1942).

### **LT David Bakhtiari, 5th Year, Colorado, D4a-13**

- ▶ Named to first career Pro Bowl in 2016.
- ▶ Has started all but two games at LT since the start of the 2013 regular season. Missed the final two games of the 2015 regular season due to injury.
- ▶ Started all 16 games at left tackle in 2013, the only rookie in the NFL to do so in 2013 and the first Packer rookie to do so since the league went to a 16-game schedule in 1978.
- ▶ Became just the fourth Green Bay rookie to start at LT in the season opener since the 1970 AFL-NFL merger and the first since 1985.

### **LG Lane Taylor, 5th Year, Oklahoma State, FA-13**

- ▶ Has played in 47 regular-season games for Green Bay with 19 starts, including starting every game since the start of 2016 at LG.
- ▶ Made the first starts of his career in 2015, opening at RG at Detroit in Week 13 in place of an injured T.J. Lang and at LG in Week 17 vs. Minnesota with Josh Sitton sliding to LT in place of an injured David Bakhtiari.
- ▶ A four-year letterman at OSU, starting 47 of 50 games played at right guard. Unanimous first-team All-Big 12 selection by the conference's coaches as a senior.

### **C Corey Linsley, 4th Year, Ohio State, D5a-14**

- ▶ Has started every game at C since Week 9 of 2016. Was on reserve/physically unable to perform for the entire preseason and the first seven regular-season games.
- ▶ Started 29 games and four postseason contests in his first two seasons.
- ▶ First rookie center to start for Green Bay in Week 1 since the merger.
- ▶ Was the first rookie center to start every game for the Packers since the league went to a 16-game schedule in 1978.
- ▶ Named to PFWA's All-Rookie team, the first Green Bay center to be honored since its inception in 1974.

### **RG Jahri Evans, 12th Year, Bloomsburg, UFA (NO)-17**

- ▶ Selected to six Pro Bowls (2009-14) and has been named first-team All-Pro by *The Associated Press* four times (2009-12).
- ▶ Has started all 170 games he has played in since entering the league in 2006, the most games played by an active NFL offensive lineman over that span.
- ▶ Started all 16 games in nine of his 11 seasons in New Orleans (2006-16), missing just seven contests due to injury.
- ▶ Helped the Saints finish in the top six in the NFL in total offense in all 11 of his seasons in New Orleans (2006-16), including six No. 1 rankings (2006, 2008-09, 2011, 2014, 2016).
- ▶ Entered the NFL with New Orleans in 2006 as a fourth-round pick (No. 108 overall) out of Bloomsburg (Pa.) University, where he was a finalist for the Gene Upshaw Player of the Year Award in both of his final two seasons.

### **RT Bryan Bulaga, 8th Year, Iowa, D1-10**

- ▶ Has started 43 of 49 games since the start of the 2014 season.
- ▶ Missed the second part of the 2012 season after suffering a hip injury vs. Arizona on Nov. 4 and missed all of the 2013 season after injuring his knee on Aug. 3.
- ▶ Started 37 games at RT in his first three seasons in the league.
- ▶ Started the final 12 games of 2010 and the entire postseason at right tackle after taking over for veteran Mark Tauscher (shoulder).
- ▶ Named to the *Pro Football Weekly*/PFWA All-Rookie team in 2010.
- ▶ Capped his rookie season by becoming the youngest player at the time, according to STATS LLC, to ever start in the Super Bowl (21 years, 322 days).

### **TE Martellus Bennett, 10th Year, Texas A&M, UFA (NE)-17**

- ▶ Posted 50-plus receptions in each season from 2012-16, one of only three tight ends in the league (Greg Olsen, Jason Witten) to do so over that span.
- ▶ Posted a career-high three 100-yard receiving games in 2016 with the Patriots, tied for No. 2 in the NFL among TEs, and a career-best seven TD catches, tied for No. 3 in the league among TEs.
- ▶ Registered a career-high 90 receptions with the Chicago Bears in 2014, the most among NFL tight ends that season, on his way to earning Pro Bowl recognition.
- ▶ Entered the NFL in 2008 as a second-round pick (No. 61 overall) with Dallas and went on to play four seasons with the Cowboys (2008-11). Also played one season with the N.Y. Giants (2012), three with the Bears (2013-15) and one with the Patriots (2016).

### **WR Randall Cobb, 6th Year, Kentucky, D2-11**

- ▶ Finished No. 3 on the team with 60 receptions in 2016 despite missing three games due to injury.
- ▶ Led the team with a 13.5-yard punt-return average in 2016.
- ▶ Posted the 12th 100-yard receiving game of his career in Week 4 (108 on nine receptions) and tied his single-game high for receptions (11 for 95 yards and a TD) in Week 7.
- ▶ Led the team in receptions (79), was No. 2 in receiving yards (829) and was No. 3 in touchdown receptions (six) in 2015.
- ▶ Set a new single-season career high with five 100-yard receiving games during the 2014 season (three-2012). Earned first trip to the Pro Bowl.
- ▶ His career-best 91 receptions in 2014 are the eighth most in team history.
- ▶ Finished the regular season tied for fourth in the NFL with 12 touchdown receptions in 2014.
- ▶ Set a franchise single-season record with a league-high 2,342 combined net yards in 2012, topping the previous team mark of 2,250 yards by RB Ahman Green in 2003.

### **QB Aaron Rodgers, 12th Year, California, D1-05**

- ▶ His career passer rating of 104.0 ranks No. 1 in NFL history.
- ▶ In 136 regular-season starts (91-45 record), has posted 50 games with 300-plus passing yards, 81 without an interception and 76 with a 100-plus passer rating (min. 15 attempts).
- ▶ Earned his sixth selection to the Pro Bowl in 2016, the second-most selections by a Green Bay quarterback behind Brett Favre's nine (1992-93, 1995-97, 2001-03, 2007).
- ▶ Finished the 2014 regular season ranked No. 2 in the NFL in passer rating (112.2), touchdown percentage (7.3), No. 1 in interception percentage (1.0) and No. 3 in touchdown passes (38).
- ▶ Recorded a passer rating of at least 120.0 in seven regular-season games in 2014, setting a single-season career high and tying for the third most in a single season in the NFL, dating back to 1960.
- ▶ Posted 21,332 passing yards from 2008-12, which ranks No. 1 in league history for the most passing yards by a QB in his first five seasons as a starter (previous record was Peyton Manning, 20,618, 1998-2002).
- ▶ In 2011, set an NFL record with a 122.5 passer rating and set franchise marks for TD passes (45), passing yards (4,643), completion percentage (68.3), yards per attempt (9.25) and 300-yard games (eight) on his way to earning NFL Most Valuable Player honors from *The Associated Press*.

### **RB Ty Montgomery, 2nd Year, Stanford, D3-15**

- ▶ After being converted from wide receiver to running back during the 2016 season, started seven games at RB, including the 2017 season opener.
- ▶ In Week 15 at Chicago (2016), rushed for 162 yards on 16 carries and two touchdowns. His 162 yards were the most by a Packers player in a single game since Dec. 11, 2005 (Samkon Gado, 171 yards on 29 carries, 5.9 avg.). Dating back to 1960, his 10.13 yards-per-carry average was the third highest (min. 15 carries) by a Green Bay player.
- ▶ Played in six games with three starts as a rookie in 2015 before an ankle injury sustained in Week 6 sidelined him for the remainder of the season.
- ▶ Posted 5,190 all-purpose yards at Stanford (334 rushing, 2,125 receiving, 238 PR, 2,493 KOR), the fourth most in school history at the time.

### **FB Aaron Ripkowski, 2nd Year, Oklahoma, D6a-15**

- ▶ Has played in 32 career games with eight starts.
- ▶ Scored his first career rushing touchdown in Week 12 (2016) and followed it up with one in Week 13.
- ▶ Led the team and set career highs in Week 17 (2016) at Detroit with 61 rushing yards on nine carries (6.8 avg.)
- ▶ Played in 15 games as a rookie, seeing action primarily on special teams. Tied for No. 4 on the team with nine special teams tackles.



## PACKERS STARTERS – DEFENSE

### **DE Dean Lowry, 2nd Year, Northwestern, D4b-16**

- ▶ Made first career start in the season opening win over Seattle.
- ▶ Saw action in 15 games as a rookie (2016) and registered 14 tackles (eight solo), two sacks, three tackles for a loss, nine QB pressures and three QB hits. Also appeared in all three postseason contests and posted two tackles (one solo) and a QB pressure.
- ▶ Posted sacks in back-to-back games in 2016, recording one in Week 13 vs. Houston and one in Week 14 vs. Seattle.
- ▶ Played in 48 games with 33 starts for Northwestern and registered 134 tackles (83 solo), 31½ tackles for a loss, 12½ sacks, three interceptions (one returned for a TD), 21 passes defended, three fumble recoveries and three forced fumbles.
- ▶ Earned second-team All-Big Ten honors as a senior in 2015 after posting 46 tackles (27 solo), 13½ tackles for a loss (second on the team), three sacks, an interception, a fumble recovery and seven passes defended.

### **NT Kenny Clark, 2nd Year, UCLA, D1-16**

- ▶ Finished the 2016 regular season No. 3 on the GB defensive line in tackles (33).
- ▶ Became the youngest player to appear in a season opener for the Packers since Arnie Herber (20 years old) in 1930.
- ▶ Earned third-team All-America honors from *The Associated Press* and first-team All-Pacific-12 recognition from the coaches and media as a junior in 2015.
- ▶ Was a team co-captain in '15 and recorded career highs in tackles (75), tackles for a loss (11) and sacks (six). Also ranked third on the team with five pass breakups.

### **DT Mike Daniels, 6th Year, Iowa, D4a-12**

- ▶ Leads Packers defensive linemen with 21.5 sacks since the start of the 2013 regular season.
- ▶ Led the defensive line in both tackles and sacks in 2014 and 2015.
- ▶ Returned a fumble 43 yards for a TD vs. Detroit in Week 14 of 2012, the longest fumble return for a TD by a rookie in franchise history.
- ▶ Starred as an interior pass rusher at Iowa, posting a team-high 24.5 tackles for a loss and 13 sacks from 2010-11.

### **LOLB Clay Matthews, 9th Year, Southern California, D1b-09**

- ▶ Despite injuries forcing him to miss four games and limiting him in six others, finished No. 3 on the team with five sacks in 2016.
- ▶ For the first time in his career, recorded at least one sack in each of the first three regular-season games he played in (2016).
- ▶ Selected to his sixth Pro Bowl and first as an inside linebacker in 2015 after recording 6.5 sacks (second on the team), 15 QB hits (No. 1 on the team) and a career-high 85 tackles (No. 2 on the team).
- ▶ With 72.5 career sacks, passed Reggie White (68.5) for the second-most sacks in Packers history (Kabeer Gbaja-Biamila, 74.5).
- ▶ With a team-high 11.0 sacks in 2014, is tied for the most 10-plus sack seasons in franchise history (four).
- ▶ Is the only player in franchise history to score a defensive TD (interception or fumble return) in each of his first three seasons in the NFL (2009-11).

### **ILB Jake Ryan, 3rd Year, Michigan, D4-15**

- ▶ Finished No. 2 on the team with 84 tackles during the 2016 regular season.
- ▶ Started the final five games of the regular season and both playoff contests in 2015.
- ▶ Recorded a team-best nine tackles (eight solo) and one fumble recovery in Week 13 (2015) at Detroit in his first pro start.
- ▶ Served as a team captain for his final two seasons at Michigan and was a three-time winner (2012-14) of the Roger Zatkoff Award, given to the Wolverines top linebacker. He was the only player to win the award (est. 1991) three times.
- ▶ Joined LB John Anderson (first round, 26th overall) as the only Michigan linebackers ever drafted by Green Bay.
- ▶ Started 41 of 46 games played in college, appearing at inside linebacker as a senior after spending his first three seasons at outside linebacker and defensive end.

### **ILB Blake Martinez, Rookie, Stanford, D4a-16**

- ▶ Started nine of 13 games he played in 2016 during the regular season, missing Weeks 12-14 due to injury.
- ▶ Became the first rookie to start on defense for Green Bay in Week 1 since LB Nick Perry in 2012.
- ▶ Finished collegiate career with 257 tackles (137 solo), 13.5 tackles for a loss, 6.5 sacks, five interceptions and five forced fumbles in 51 games played.

- ▶ Started all 27 games played in his final two seasons, leading the team in tackles as a junior (102) and senior (141).
- ▶ Led the Pacific-12 and ranked No. 7 nationally with 141 tackles (75 solo) as a senior, averaging a conference-best 10.1 tackles per game.

### **ROLB Nick Perry, 6th Year, Southern California, D1-12**

- ▶ Led the team with a career-high 11.0 sacks in 2016.
- ▶ Registered multiple sacks in each of his first five seasons in the NFL and has posted a two-sack game in each of the last four seasons (2013-16).
- ▶ Has totaled seven sacks in eight playoff games, including 3.5 in the 2015 postseason, which tied Clay Matthews (2010) for the franchise record in a single postseason.
- ▶ His seven postseason sacks rank No. 3 in franchise history (since 1982) behind Matthews (11) and Reggie White (eight).

### **LCB Davon House, 7th Year, New Mexico State, FA-17**

- ▶ Rejoined the Packers after spending the 2015-16 seasons with the Jacksonville Jaguars, starting 19 of 32 games played.
- ▶ In 2015, his first season in Jacksonville, set career highs in starts (15), tackles (60), solo tackles (49), passes defended (23, franchise single-season record) and interceptions (four).
- ▶ Despite missing three regular-season games with a shoulder injury in 2014, his 11 passes defended tied for No. 4 on the Packers.
- ▶ After seeing action in two games as a rookie (2011), appeared in 25 games for Green Bay between 2012-13, starting five games in each season.
- ▶ Was the first player to be drafted by the Packers out of New Mexico State in franchise history, and was the first Aggie drafted since S Siddeeq Shabazz (Oakland, seventh round) in 2003.

### **RCB Damarious Randall, 3rd Year, Arizona State, D1-15**

- ▶ Was second on the team with three interceptions in 2016 despite missing six games due to injury.
- ▶ Played in 15 games with nine starts (six at LCB, two at RCB, one in the slot) in 2015 and tied for the team lead and No. 2 among NFL rookies with three interceptions, including one he returned for a TD. Finished with a team-best 16 passes defended.
- ▶ Named the NFL's Defensive Rookie of the Month for November 2015, joining CB Casey Hayward (October 2012) as the only Green Bay defensive backs to win the award.
- ▶ Earned first-team All-Pacific-12 honors at safety as a senior in 2014 after he led the Sun Devils in tackles (106) and passes defended (12) and tied for the team lead with three interceptions.

### **SS Morgan Burnett, 8th Year, Georgia Tech, D3-10**

- ▶ Tied for No. 1 among NFL safeties with a career-best three sacks last season. Finished No. 1 on the team in tackles (92).
- ▶ Missed five games due to injury in 2015, but finished No. 4 on the team with 54 solo tackles.
- ▶ Totaled a team-high 125 tackles in 2014, the second most of his career (137 in 2012). Ranked No. 2 on the team with 106 tackles (77 solo) in 2013, despite missing the first three games due to injury. Recovered three fumbles, including one for a TD, and added nine passes defended.
- ▶ Participated in all 1,088 plays for Green Bay's defense in 2012, one of only four non-OL in the NFL to appear in 100 percent of his team's snaps.
- ▶ Started the first four games of the 2010 season at SS before sustaining a season-ending knee injury vs. Detroit in Week 4.

### **FS Ha Ha Clinton-Dix, 4th Year, Alabama, D1-14**

- ▶ Named to his first career Pro Bowl in 2016. His career-best five interceptions tied for No. 5 in the NFL last season and tied for No. 1 among safeties. It was the most interceptions by a Packers safety in a single season since Charles Woodson (seven) and Charlie Peprah (five) in 2011.
- ▶ In 2016, posted a career-high two interceptions in both Week 9 and Week 14, becoming the first Packer to have two two-INT games in a season since Woodson in 2011.
- ▶ Led the team in tackles in 2015 with 117 (97 solo) and was tied for fourth on the team in interceptions (two).
- ▶ According to STATS, his three sacks during the 2015 regular season tied for the fifth most in a single regular season by a Packers safety (since 1982) and the most since Mark Roman recorded 3.5 in 2004.
- ▶ Started every game in 2015 after starting 10 of 16 games as a rookie when he finished second on the team in tackles (95).
- ▶ Was a consensus All-America selection in 2013 as a junior, earning first-team recognition from *The Associated Press*, the Football Writers Association of America and *Sporting News*.



## 2017 REGULAR-SEASON STATISTICS

	Packers	Opponents
<b>TOTAL FIRST DOWNS</b> .....	<b>26</b>	<b>12</b>
Rushing .....	8	3
Passing .....	16	8
Penalty .....	2	1
3rd Down: Made/Att .....	9/16	3/12
3rd Down Pct. ....	56.3	25.0
4th Down: Made/Att .....	0/0	0/0
4th Down Pct. ....	0.0	0.0
<b>POSSESSION AVG.</b> .....	<b>39:13</b>	<b>20:47</b>
<b>TOTAL NET YARDS</b> .....	<b>370</b>	<b>225</b>
Avg. Per Game .....	370.0	225.0
Total Plays .....	74	48
Avg. Per Play .....	5.0	4.7
<b>NET YARDS RUSHING</b> .....	<b>84</b>	<b>90</b>
Avg. Per Game .....	84.0	90.0
Total Rushes .....	28	18
<b>NET YARDS PASSING</b> .....	<b>286</b>	<b>135</b>
Avg. Per Game .....	286.0	135.0
Sacked/Yards Lost .....	4/25	3/23
Gross Yards .....	311	158
Att./Completions .....	42/28	27/14
Completion Pct. ....	66.7	51.9
<b>HAD INTERCEPTED</b> .....	<b>1</b>	<b>0</b>
<b>PUNTS/AVERAGE</b> .....	<b>5/43.8</b>	<b>6/45.8</b>
Net Punting Avg. ....	5/42.4	6/45.8
<b>PENALTIES/YARDS</b> .....	<b>8/70</b>	<b>8/50</b>
<b>FUMBLES/BALL LOST</b> .....	<b>1/0</b>	<b>1/1</b>
<b>TOUCHDOWNS</b> .....	<b>2</b>	<b>0</b>
Rushing .....	1	0
Passing .....	1	0
Returns .....	0	0

### SCORE BY PERIODS

	Q1	Q2	Q3	Q4	OT	PTS
PACKERS	0	0	14	3	0	17
OPPONENTS	0	3	3	3	0	9

### SCORING

	TD	-Ru	-Pa	-Rt	K-PAT	FG	S	PTS
Ty Montgomery .....	1	1	0	0			0	6
Jordy Nelson .....	1	0	1	0			0	6
Mason Crosby .....	0	0	0	0	2/2	1/1	0	5
<b>PACKERS</b> .....	<b>2</b>	<b>1</b>	<b>1</b>	<b>0</b>	<b>2/2</b>	<b>1/1</b>	<b>0</b>	<b>17</b>
<b>OPPONENTS</b> .....	<b>0</b>	<b>0</b>	<b>0</b>	<b>0</b>	<b>0/0</b>	<b>3/3</b>	<b>0</b>	<b>9</b>

2-Pt Conversions: Packers 0-0, Opponents 0-0

SACKS: Mike Daniels 1.5, Nick Perry 1.5, PACKERS 3, OPPONENTS 4

### RUSHING

	No	Yds	Avg	Long	TD
Ty Montgomery .....	19	54	2.8	8	1
Aaron Rodgers .....	7	21	3.0	13	0
Jamaal Williams .....	2	9	4.5	6	0
<b>PACKERS</b> .....	<b>28</b>	<b>84</b>	<b>3.0</b>	<b>13</b>	<b>1</b>
<b>OPPONENTS</b> .....	<b>18</b>	<b>90</b>	<b>5.0</b>	<b>30</b>	<b>0</b>

### RECEIVING

	No	Yds	Avg	Long	TD
Randall Cobb .....	9	85	9.4	29	0
Jordy Nelson .....	7	79	11.3	32t	1
Ty Montgomery .....	4	39	9.8	20	0
Davante Adams .....	3	47	15.7	21	0
Martellus Bennett .....	3	43	14.3	26	0
Lance Kendricks .....	2	18	9.0	9	0
<b>PACKERS</b> .....	<b>28</b>	<b>311</b>	<b>11.1</b>	<b>32t</b>	<b>1</b>
<b>OPPONENTS</b> .....	<b>14</b>	<b>158</b>	<b>11.3</b>	<b>34</b>	<b>0</b>

### INTERCEPTIONS

	No	Yds	Avg	Long	TD
<b>PACKERS</b> .....	<b>0</b>	<b>0</b>	<b>--</b>	<b>--</b>	<b>0</b>
<b>OPPONENTS</b> .....	<b>1</b>	<b>24</b>	<b>24.0</b>	<b>24</b>	<b>0</b>

### PUNTING

	No	Yds	Avg	Net	TB	In 20	LG	Blk
Justin Vogel .....	5	219	43.8	42.4	0	1	57	0
<b>PACKERS</b> .....	<b>5</b>	<b>219</b>	<b>43.8</b>	<b>42.4</b>	<b>0</b>	<b>1</b>	<b>57</b>	<b>0</b>
<b>OPPONENTS</b> .....	<b>6</b>	<b>275</b>	<b>45.8</b>	<b>45.8</b>	<b>0</b>	<b>4</b>	<b>59</b>	<b>0</b>

### PUNT RETURNS

	Ret	FC	Yds	Avg	Long	TD
Trevor Davis .....	2	1	0	0.0	0	0
<b>PACKERS</b> .....	<b>2</b>	<b>1</b>	<b>0</b>	<b>0.0</b>	<b>0</b>	<b>0</b>
<b>OPPONENTS</b> .....	<b>1</b>	<b>4</b>	<b>7</b>	<b>7.0</b>	<b>7</b>	<b>0</b>

### KICKOFF RETURNS

	No	Yds	Avg	Long	TD
<b>PACKERS</b> .....	<b>0</b>	<b>0</b>	<b>--</b>	<b>--</b>	<b>0</b>
<b>OPPONENTS</b> .....	<b>3</b>	<b>91</b>	<b>30.3</b>	<b>43</b>	<b>0</b>

### FIELD GOALS

	1-19	20-29	30-39	40-49	50+
Mason Crosby .....	0/0	0/0	0/0	1/1	0/0
<b>PACKERS</b> .....	<b>0/0</b>	<b>0/0</b>	<b>0/0</b>	<b>1/1</b>	<b>0/0</b>
<b>OPPONENTS</b> .....	<b>0/0</b>	<b>1/1</b>	<b>1/1</b>	<b>1/1</b>	<b>0/0</b>

Crosby: (40G)

Opponents: (33G, 21G, 41G)

### PASSING

	Att	Cmp	Yds	Cmp%	Yds/Att	TD	TD%	Int	Int%	Long	Sack/Lost	Rating
Aaron Rodgers .....	42	28	311	66.7	7.40	1	2.4	1	2.4	32t	4/25	86.5
<b>PACKERS</b> .....	<b>42</b>	<b>28</b>	<b>311</b>	<b>66.7</b>	<b>7.40</b>	<b>1</b>	<b>2.4</b>	<b>1</b>	<b>2.4</b>	<b>32t</b>	<b>4/25</b>	<b>86.5</b>
<b>OPPONENTS</b> .....	<b>27</b>	<b>14</b>	<b>158</b>	<b>51.9</b>	<b>5.85</b>	<b>0</b>	<b>0.0</b>	<b>0</b>	<b>0.0</b>	<b>34</b>	<b>3/23</b>	<b>69.7</b>



## 2017 REGULAR-SEASON DEFENSIVE STATISTICS

Official totals – based on coaches' film review, through Week 1 vs. Seattle

### SPECIAL TEAMS

<u>Player</u>	<u>Total Tackles</u>	<u>Solo</u>	<u>Asst</u>	<u>Sacks/ Yards</u>	<u>Int/ Yards</u>	<u>Fum Rec</u>	<u>For Fum</u>	<u>Pass Def</u>
Mike Daniels .....	9	7	2	1.5/12.0	0/0	0	1	0
Quinten Rollins .....	9	6	3	0.0/0.0	0/0	0	0	1
Damarius Randall .....	7	7	0	0.0/0.0	0/0	0	0	1
Nick Perry .....	7	3	4	1.5/11.0	0/0	0	0	1
Morgan Burnett .....	5	3	2	0.0/0.0	0/0	0	0	3
Blake Martinez .....	5	3	2	0.0/0.0	0/0	0	0	0
Ha Ha Clinton-Dix .....	4	4	0	0.0/0.0	0/0	0	0	1
Kenny Clark .....	4	1	3	0.0/0.0	0/0	0	0	1
Kentrell Brice .....	2	2	0	0.0/0.0	0/0	0	0	1
Clay Matthews .....	2	2	0	0.0/0.0	0/0	0	0	0
Davon House .....	2	1	1	0.0/0.0	0/0	0	0	0
Jake Ryan .....	2	1	1	0.0/0.0	0/0	0	0	0
Kevin King .....	1	0	1	0.0/0.0	0/0	0	0	1
Kyler Fackrell .....	0	0	0	0.0/0.0	0/0	1	0	0
<b>Totals .....</b>	<b>59</b>	<b>40</b>	<b>19</b>	<b>3.0/23.0</b>	<b>0/0</b>	<b>1</b>	<b>1</b>	<b>10</b>

<u>Player</u>	<u>TT</u>	<u>FR</u>	<u>FF</u>
Kentrell Brice .....	1	0	0
Marwin Evans .....	1	0	0
Jeff Janis .....	1	0	0
Josh Jones .....	1	0	0
<b>Totals .....</b>	<b>4</b>	<b>0</b>	<b>0</b>

### MISCELLANEOUS

<u>Player</u>	<u>FR</u>
Aaron Rodgers .....	1
<b>Totals .....</b>	<b>1</b>



# THE DOPE SHEET

OFFICIAL PROGRAM AND PUBLICATION, ACFE-PAGERS FOOTBALL TEAM



No	ALPHABETICAL ROSTER	Pos	Ht	Wt	Birthdate	NFL Exp	College	High School	Hometown
17	Adams, Davante	WR	6-1	215	12/24/92	4	Fresno State	Palo Alto, Calif.	
90	Adams, Montravius	DT	6-4	304	7/24/95	R	Auburn	Vienna, Ga.	
81	Allison, Geronimo	WR	6-3	202	1/18/94	2	Illinois	Riverview, Fla.	
69	Bakhtiari, David	T	6-4	310	9/30/91	5	Colorado	San Mateo, Calif.	
80	Bennett, Martellus	TE	6-6	275	3/10/87	10	Texas A&M	Taylor, Texas	
29	Brice, Kentrell	S	5-11	200	8/11/94	2	Louisiana Tech	Ruston, La.	
55	Brooks, Ahmad	LB	6-3	259	3/14/84	11	Virginia	Fairfax, Va.	
75	Bulaga, Bryan	T	6-5	314	3/21/89	8	Iowa	Woodstock, Ill.	
42	Burnett, Morgan	S	6-1	209	1/13/89	8	Georgia Tech	College Park, Ga.	
97	Clark, Kenny	DT	6-3	314	10/4/95	2	UCLA	Rialto, Calif.	
21	Clinton-Dix, Ha Ha	S	6-1	208	12/21/92	4	Alabama	Orlando, Fla.	
18	Cobb, Randall	WR	5-10	192	8/22/90	7	Kentucky	Alcoa, Tenn.	
2	Crosby, Mason	K	6-1	207	9/3/84	11	Colorado	Georgetown, Texas	
76	Daniels, Mike	DT	6-0	310	5/5/89	6	Iowa	Blackwood, N.J.	
11	Davis, Trevor	WR	6-1	188	7/4/93	2	California	Martinez, Calif.	
91	Dial, Quinton	DT	6-5	318	6/21/90	5	Alabama	Pinson, Ala.	
73	Evans, Jahri	G	6-4	318	8/22/83	12	Bloomsburg	Philadelphia, Pa.	
25	Evans, Marwin	S	5-11	211	4/10/93	2	Utah State	Oak Creek, Wis.	
51	Fackrell, Kyler	LB	6-5	245	11/25/91	2	Utah State	Mesa, Ariz.	
61	Goode, Brett	LS	6-1	255	11/2/84	10	Arkansas	Fort Smith, Ark.	
28	Hawkins, Josh	CB	5-10	189	1/23/93	2	East Carolina	Kernersville, N.C.	
31	House, Davon	CB	6-0	195	7/10/89	7	New Mexico State	Palmdale, Calif.	
7	Hundley, Brett	QB	6-3	226	6/15/93	3	UCLA	Chandler, Ariz.	
83	Janis, Jeff	WR	6-3	219	6/24/91	4	Saginaw Valley State	Tawas City, Mich.	
99	Jean Francois, Ricky	DT	6-3	313	11/23/86	9	Louisiana State	Miami Gardens, Fla.	
33	Jones, Aaron	RB	5-9	208	12/2/94	R	Texas-El Paso	El Paso, Texas	
27	Jones, Josh	S	6-2	220	9/20/94	R	North Carolina State	Walled Lake, Mich.	
84	Kendricks, Lance	TE	6-3	250	1/30/88	7	Wisconsin	Milwaukee, Wis.	
20	King, Kevin	CB	6-3	200	5/5/95	R	Washington	Oakland, Calif.	
63	Linsley, Corey	C	6-3	301	7/27/91	4	Ohio State	Boardman, Ohio	
94	Lowry, Dean	DE	6-6	296	6/9/94	2	Northwestern	Rockford, Ill.	
50	Martinez, Blake	LB	6-2	237	1/9/94	2	Stanford	Oro Valley, Ariz.	
52	Matthews, Clay	LB	6-3	255	5/14/86	9	Southern California	Agoura Hills, Calif.	
32	Mays, Devante	RB	5-10	230	5/26/94	R	Utah State	Livingston, Texas	
64	McCray, Justin	G	6-3	317	5/31/92	1	Central Florida	Miami, Fla.	
88	Montgomery, Ty	RB	6-0	216	1/22/93	3	Stanford	Dallas, Texas	
68	Murphy, Kyle	T	6-6	305	12/11/93	2	Stanford	San Clemente, Calif.	
87	Nelson, Jordy	WR	6-3	217	5/31/85	10	Kansas State	Manhattan, Kan.	
98	Odom, Chris	LB	6-4	262	9/16/94	R	Arkansas State	Arlington, Texas	
62	Patrick, Lucas	G	6-3	313	7/30/93	1	Duke	Brentwood, Tenn.	
53	Perry, Nick	LB	6-3	265	4/12/90	6	Southern California	Detroit, Mich.	
41	Pipkins, Lenzy	CB	6-0	196	11/7/93	R	Oklahoma State	Mansfield, Texas	
23	Randall, Damarious	CB	5-11	196	8/29/92	3	Arizona State	Pensacola, Fla.	
22	Ripkowski, Aaron	FB	6-1	246	12/20/92	3	Oklahoma	Dayton, Texas	
12	Rodgers, Aaron	QB	6-2	225	12/2/83	13	California	Chico, Calif.	
82	Rodgers, Richard	TE	6-4	257	1/22/92	4	California	Shrewsbury, Mass.	
24	Rollins, Quinten	CB	5-11	195	7/15/92	3	Miami (Ohio)	Wilmington, Ohio	
47	Ryan, Jake	LB	6-2	240	2/27/92	3	Michigan	Cleveland, Ohio	
78	Spriggs, Jason	T	6-6	301	5/17/94	2	Indiana	Elkhart, Ind.	
65	Taylor, Lane	G	6-3	324	11/22/89	5	Oklahoma State	Arlington, Texas	
48	Thomas, Joe	LB	6-1	227	5/6/91	3	South Carolina State	Blackville, S.C.	
8	Vogel, Justin	P	6-4	219	10/14/93	R	Miami	Tampa, Fla.	
30	Williams, Jamaal	RB	6-0	213	4/3/95	R	Brigham Young	Fontana, Calif.	

## PRACTICE SQUAD

79	Amichia, Kofi	G	6-3	304	7/29/94	R	South Florida	Powder Springs, Ga.	
44	Brown, Donatello	CB	6-0	190	5/15/91	R	Valdosta State	Kennesaw, Ga.	
6	Callahan, Joe	QB	6-1	216	6/4/93	2	Wesley	Absecon, N.J.	
89	Clark, Michael	WR	6-6	217	10/26/95	R	Marshall	St. Petersburg, Fla.	
93	Gilbert, Reggie	LB	6-3	261	4/1/93	1	Arizona	Laveen, Ariz.	
71	Lunsford, Izaah	DT	6-3	310	10/21/93	R	Bowling Green State	Cincinnati, Ohio	
49	Mathews, Derrick	LB	6-0	232	9/25/92	1	Houston	Houston, Texas	
77	Pankey, Adam	G/T	6-5	313	2/2/94	R	West Virginia	Hamilton, Ohio	
35	Whitehead, Jermaine	S	5-11	195	3/12/93	1	Auburn	Greenwood, Miss.	
10	Yancey, DeAngelo	WR	6-1	220	11/18/94	R	Purdue	Atlanta, Ga.	

## RESERVE/INJURED

67	Barclay, Don	T/G	6-4	305	4/18/89	6	West Virginia	Harmony, Pa.	
57	Talley, David	LB	6-1	236	11/9/94	R	Grand Valley State	Orchard Lake, Mich.	
26	Waters, Herb	CB	6-0	188	11/10/92	1	Miami	Homestead, Fla.	

## RESERVE/PHYSICALLY UNABLE TO PERFORM

45	Biegel, Vince	LB	6-3	246	7/2/93	R	Wisconsin	Wisconsin Rapids, Wis.	
39	Goodson, Demetri	CB	5-11	197	6/11/89	4	Baylor	Spring, Texas	

No	NUMERICAL ROSTER	Pos	Ht	Wt	Age	NFL	College	How	Reg. season
						Exp		Acquired	GP/GS/DNP/IA
2	Mason Crosby	K	6-1	207	33	11	Colorado	D6c-07	1/0/0/0
7	Brett Hundley	QB	6-3	226	24	3	UCLA	D5-15	0/0/1/0
8	Justin Vogel	P	6-4	219	23	R	Miami	FA-17	1/0/0/0
11	Trevor Davis	WR	6-1	188	24	2	California	D5-16	1/0/0/0
12	Aaron Rodgers	QB	6-2	225	33	13	California	D1-05	1/1/0/0
17	Davante Adams	WR	6-1	215	24	4	Fresno State	D2-14	1/1/0/0
18	Randall Cobb	WR	5-10	192	27	7	Kentucky	D2-11	1/1/0/0
20	Kevin King	CB	6-3	200	22	R	Washington	D2a-17	1/0/0/0
21	Ha Ha Clinton-Dix	S	6-1	208	24	4	Alabama	D1-14	1/1/0/0
22	Aaron Ripkowski	FB	6-1	246	24	3	Oklahoma	D6a-15	1/0/0/0
23	Damarius Randall	CB	5-11	196	25	3	Arizona State	D1-15	1/1/0/0
24	Quinten Rollins	CB	5-11	195	25	3	Miami (Ohio)	D2-15	1/0/0/0
25	Marwin Evans	S	5-11	211	24	2	Utah State	FA-16	1/0/0/0
27	Josh Jones	S	6-2	220	22	R	North Carolina State	D2b-17	1/0/0/0
28	Josh Hawkins	CB	5-10	189	24	2	East Carolina	FA-16	0/0/0/1
29	Kentrell Brice	S	5-11	200	23	2	Louisiana Tech	FA-16	1/0/0/0
30	Jamaal Williams	RB	6-0	213	22	R	Brigham Young	D4b-17	1/0/0/0
31	Davon House	CB	6-0	195	28	7	New Mexico State	FA-17	1/1/0/0
32	Devante Mays	RB	5-10	230	23	R	Utah State	D7a-17	1/0/0/0
33	Aaron Jones	RB	5-9	208	22	R	Texas-El Paso	D5b-17	0/0/0/1
41	Lenzy Pipkins	CB	6-0	196	23	R	Oklahoma State	FA-17	0/0/0/1
42	Morgan Burnett	S	6-1	209	28	8	Georgia Tech	D3-10	1/1/0/0
47	Jake Ryan	LB	6-2	240	25	3	Michigan	D4-15	1/1/0/0
48	Joe Thomas	LB	6-1	227	26	3	South Carolina State	FA-15 (PS-Dal.)	1/0/0/0
50	Blake Martinez	LB	6-2	237	23	2	Stanford	D4a-16	1/1/0/0
51	Kyler Fackrell	LB	6-5	245	25	2	Utah State	D3-16	1/0/0/0
52	Clay Matthews	LB	6-3	255	31	9	Southern California	D1b-09	1/1/0/0
53	Nick Perry	LB	6-3	265	27	6	Southern California	D1-12	1/1/0/0
55	Ahmad Brooks	LB	6-3	259	33	11	Virginia	FA-17	1/0/0/0
61	Brett Goode	LS	6-1	255	32	10	Arkansas	FA-08	1/0/0/0
62	Lucas Patrick	G	6-3	313	24	1	Duke	FA-16	0/0/0/1
63	Corey Linsley	C	6-3	301	26	4	Ohio State	D5a-14	1/1/0/0
64	Justin McCray	G	6-3	317	25	1	Central Florida	FA-17	1/0/0/0
65	Lane Taylor	G	6-3	324	27	5	Oklahoma State	FA-13	1/1/0/0
68	Kyle Murphy	T	6-6	305	23	2	Stanford	D6-16	1/1/0/0
69	David Bakhtiari	T	6-4	310	25	5	Colorado	D4a-13	1/1/0/0
73	Jahri Evans	G	6-4	318	34	12	Bloomsburg	UFA (NO)-17	1/1/0/0
75	Bryan Bulaga	T	6-5	314	28	8	Iowa	D1-10	0/0/0/1
76	Mike Daniels	DT	6-0	310	28	6	Iowa	D4a-12	1/1/0/0
78	Jason Spriggs	T	6-6	301	23	2	Indiana	D2-16	1/0/0/0
80	Martellus Bennett	TE	6-6	275	30	10	Texas A&M	UFA (NE)-17	1/1/0/0
81	Geronimo Allison	WR	6-3	202	23	2	Illinois	FA-16	0/0/0/0
82	Richard Rodgers	TE	6-4	257	25	4	California	D3b-14	1/0/0/0
83	Jeff Janis	WR	6-3	219	26	4	Saginaw Valley State	D7-14	1/0/0/0
84	Lance Kendricks	TE	6-3	250	29	7	Wisconsin	FA-17	1/0/0/0
87	Jordy Nelson	WR	6-3	217	32	10	Kansas State	D2a-08	1/1/0/0
88	Ty Montgomery	RB	6-0	216	24	3	Stanford	D3-15	1/1/0/0
90	Montravius Adams	DT	6-4	304	22	R	Auburn	D3-17	0/0/0/1
91	Quinton Dial	DT	6-5	318	27	5	Alabama	FA-17	0/0/0/1
94	Dean Lowry	DE	6-6	296	23	2	Northwestern	D4b-16	1/1/0/0
97	Kenny Clark	DT	6-3	314	21	2	UCLA	D1-16	1/1/0/0
98	Chris Odom	LB	6-4	262	23	R	Arkansas State	W-17 (Atl.)	1/0/0/0
99	Ricky Jean Francois	DT	6-3	313	30	9	Louisiana State	FA-17	1/0/0/0

**PRACTICE SQUAD**

6	Joe Callahan	QB	6-1	216	24	2	Wesley	FA-17	0/0/0/0
10	DeAngelo Yancey	WR	6-1	220	22	R	Purdue	FA-17	0/0/0/0
35	Jermaine Whitehead	S	5-11	195	24	1	Auburn	FA-17	0/0/0/0
44	Donatello Brown	CB	6-0	190	26	R	Valdosta State	FA-17	0/0/0/0
49	Derrick Mathews	LB	6-0	232	24	1	Houston	FA-17	0/0/0/0
71	Izaah Lunsford	DT	6-3	310	23	R	Bowling Green State	FA-17	0/0/0/0
77	Adam Pankey	G/T	6-5	313	23	R	West Virginia	FA-17	0/0/0/0
79	Kofi Amichia	G	6-3	304	23	R	South Florida	FA-17	0/0/0/0
89	Michael Clark	WR	6-6	217	21	R	Marshall	FA-17	0/0/0/0
93	Reggie Gilbert	LB	6-3	261	24	1	Arizona	FA-17	0/0/0/0

**RESERVE/INJURED**

26	Herb Waters	CB	6-0	188	24	1	Miami	FA-16	0/0/0/0
57	David Talley	LB	6-1	236	22	R	Grand Valley State	FA-17	0/0/0/0
67	Don Barclay	T/G	6-4	305	28	6	West Virginia	FA-12	0/0/0/0

**RESERVE/PHYSICALLY UNABLE TO PERFORM**

39	Demetri Goodson	CB	5-11	197	28	4	Baylor	D6-14	0/0/0/0
45	Vince Biegel	LB	6-3	246	24	R	Wisconsin	D4a-17	0/0/0/0



## OFFENSE

<b>WR:</b>	87	Jordy Nelson	17	Davante Adams	83	Jeff Janis
<b>LT:</b>	69	David Bakhtiari	78	Jason Spriggs		
<b>LG:</b>	65	Lane Taylor	62	Lucas Patrick		
<b>C:</b>	63	Corey Linsley	64	Justin McCray	62	Lucas Patrick
<b>RG:</b>	73	Jahri Evans	64	Justin McCray		
<b>RT:</b>	75	Bryan Bulaga	68	Kyle Murphy		
<b>TE:</b>	80	Martellus Bennett	84	Lance Kendricks	82	Richard Rodgers
<b>WR:</b>	18	Randall Cobb	81	Geronimo Allison	11	Trevor Davis
<b>QB:</b>	12	Aaron Rodgers	7	Brett Hundley		
<b>RB:</b>	88	Ty Montgomery	<u>30</u>	<u>Jamaal Williams</u>	<u>33</u>	<u>Aaron Jones</u>
					<u>32</u>	<u>Devante Mays</u>
<b>FB:</b>	22	Aaron Ripkowski				

## DEFENSE

<b>DE:</b>	94	Dean Lowry	95	Ricky Jean Francois		
<b>NT:</b>	97	Kenny Clark	91	Quinton Dial		
<b>DT:</b>	76	Mike Daniels	<u>90</u>	<u>Montravius Adams</u>		
<b>LOLB:</b>	52	Clay Matthews	55	Ahmad Brooks		
<b>ILB:</b>	47	Jake Ryan	48	Joe Thomas		
<b>ILB:</b>	50	Blake Martinez	48	Joe Thomas		
<b>ROLB:</b>	53	Nick Perry	51	Kyler Fackrell	<u>98</u>	<u>Chris Odom</u>
<b>LCB:</b>	31	Davon House	24	Quinten Rollins	<u>41</u>	<u>Lenzy Pipkins</u>
<b>RCB:</b>	23	Damarious Randall	<u>20</u>	<u>Kevin King</u>	28	Josh Hawkins
<b>SS:</b>	42	Morgan Burnett	<u>27</u>	<u>Josh Jones</u>	25	Marwin Evans
<b>FS:</b>	21	Ha Ha Clinton-Dix	29	Kentrell Brice		

## SPECIAL TEAMS

<b>K:</b>	2	Mason Crosby				
<b>P:</b>	<u>8</u>	<u>Justin Vogel</u>				
<b>H:</b>	<u>8</u>	<u>Justin Vogel</u>	18	Randall Cobb		
<b>PR:</b>	11	Trevor Davis	18	Randall Cobb	24	Quinten Rollins
<b>KR:</b>	83	Jeff Janis	11	Trevor Davis	<u>33</u>	<u>Aaron Jones</u>
<b>LS:</b>	61	Brett Goode				

## Rookies are underlined ##

### COACH LOCATIONS

- **Coaches' Box:** Edgar Bennett (offensive coordinator), Jeff Blasko (assistant offensive line), Dom Capers (defensive coordinator), Tim McGarigle (defensive quality control), Omar Young (coaching administrator), Joe Whitt Jr. (secondary - cornerbacks).
- **Sideline:** Brian Angelichio (tight ends), James Campen (offensive line), Luke Getsy (wide receivers), Scott McCurley (assistant linebackers), Jerry Montgomery (defensive front assistant), Winston Moss (associate head coach/linebackers), Darren Perry (secondary - safeties), David Raih (offensive perimeter), Jason Simmons (assistant special teams), Ben Sirmans (running backs), Mike Trgovac (defensive line), Alex Van Pelt (quarterbacks), Ron Zook (special teams coordinator).



**ROSTER BY POSITION**

**QUARTERBACK (2)**

Brett Hundley  
 Aaron Rodgers

**FULLBACK (1)**

Aaron Ripkowski

**RUNNING BACK (4)**

Aaron Jones  
Devante Mays  
 Ty Montgomery  
Jamaal Williams

**WIDE RECEIVER (6)**

Davante Adams  
 Geronimo Allison  
 Randall Cobb  
 Trevor Davis  
 Jeff Janis  
 Jordy Nelson

**TIGHT END (3)**

Martellus Bennett  
 Lance Kendricks  
 Richard Rodgers

**OFFENSIVE LINE (9)**

David Bakhtiari  
 Bryan Bulaga  
 Jahri Evans  
 Corey Linsley  
 Justin McCray  
 Kyle Murphy  
 Lucas Patrick  
 Jason Spriggs  
 Lane Taylor

**DEFENSIVE LINE (6)**

Montravius Adams  
 Kenny Clark  
 Mike Daniels  
 Quinton Dial  
 Ricky Jean Francois  
 Dean Lowry

*Rookies are underlined*

**LINEBACKER (8)**

Ahmad Brooks  
 Kyler Fackrell  
 Blake Martinez  
 Clay Matthews  
Chris Odom  
 Nick Perry  
 Jake Ryan  
 Joe Thomas

**CORNERBACK (6)**

Josh Hawkins  
 Davon House  
Kevin King  
Lenzy Pipkins  
 Damarious Randall  
 Quinten Rollins

**SAFETY (5)**

Kentrell Brice  
 Morgan Burnett  
 Ha Ha Clinton-Dix  
 Marwin Evans  
Josh Jones

**SPECIALIST (3)**

Mason Crosby  
 Brett Goode  
Justin Vogel

**PRONUNCIATION GUIDE**

**PLAYERS**

Montravius Adams ..... mon-TRAY-vee-us  
 Kofi Amichia ..... KOE-fee uh-MEE-chee-uh  
 David Bakhtiari ..... bock-tee-R-ee  
 Don Barclay ..... BAR-clay  
 Kentrell Brice ..... ken-TRELL  
 Ahmad Brooks ..... uh-MAHD  
 Bryan Bulaga ..... buh-LAH-guh  
 Jahri Evans ..... jah-REE  
 Kyler Fackrell ..... FACK-rull  
 Brett Goode ..... GEWD

Ricky Jean Francois ..... zhan fran-SWAH  
 Izaah Lunsford ..... i-ZAY-uh  
 Damarious Randall ..... duh-MAIR-ee-us

**COACHES**

Brian Angelichio ..... an-juh-LEEK-o  
 James Campen ..... KAMP-en  
 Mark Lovat ..... luh-VOTT  
 Tim McGarigle ..... mac-GARGLE  
 David Raih ..... RYE  
 Mike Trgovac ..... TER-guh-vac





## HOW THE PACKERS WERE BUILT

Year	Record	Draft (35)	Waivers (1)	Free Agents (17)
2005	4-12	QB Aaron Rodgers D1		
2007	13-3	K Mason Crosby D6c		
2008	6-10	WR Jordy Nelson D2a		LS Brett Goode
2009	11-5	LB Clay Matthews D1b		
2010	10-6	T Bryan Bulaga D1 S Morgan Burnett D3		
2011	15-1	WR Randall Cobb D2		
2012	11-5	LB Nick Perry D1 DT Mike Daniels D4a		
2013	8-7-1	T David Bakhtiari D4a		G Lane Taylor
2014	12-4	S Ha Ha Clinton-Dix D1 WR Davante Adams D2 TE Richard Rodgers D3b C Corey Linsley D5a WR Jeff Janis D7		
2015	10-6	CB Damarious Randall D1 CB Quinten Rollins D2 RB Ty Montgomery D3 LB Jake Ryan D4 QB Brett Hundley D5 FB Aaron Ripkowski D6a		LB Joe Thomas (PS-Dal.)
2016	10-6	DT Kenny Clark D1 T Jason Spriggs D2 LB Kyler Fackrell D3 LB Blake Martinez D4a DE Dean Lowry D4b WR Trevor Davis D5 T Kyle Murphy D6		WR Geronimo Allison S Kentrell Brice S Marwin Evans CB Josh Hawkins
2017	1-0	CB Kevin King D2a S Josh Jones D2b DT Montravius Adams D3 LB Vince Biegel D4a RB Jamaal Williams D4b RB Aaron Jones D5b RB Devante Mays D7a	LB Chris Odom (ATL)	TE Martellus Bennett (UFA-NE) LB Ahmad Brooks (UFA-SF) DT Quinton Dial (UFA-SF) G Jahri Evans (UFA-NO) CB Davon House (D4-11) DT Ricky Jean Francois TE Lance Kendricks G Justin McCray CB Lenzy Pipkins P Justin Vogel



## INDIVIDUAL STATISTICS, OFFENSE

### RUSHING

	T.Montgomery					A.Rodgers					J.Williams																		
	No	Yds	Avg	Lg	TD	No	Yds	Avg	Lg	TD	No	Yds	Avg	Lg	TD	No	Yds	Avg	Lg	TD	No	Yds	Avg	Lg	TD	No	Yds	Avg	Lg
9/10	Sea	19	54	2.8	8	1	7	21	3.0	13	0	2	9	4.5	6	0													
9/17	at Atl																												
9/24	Cin																												
9/28	Chi																												
10/8	at Dal																												
10/15	at Min																												
10/22	NO																												
11/6	Det																												
11/12	at Chi																												
11/19	Bal																												
11/26	at Pit																												
12/3	TB																												
12/10	at Cle																												
12/17	at Car																												
12/23	Min																												
12/31	at Det																												
<b>SEASON</b>		<b>19</b>	<b>54</b>	<b>2.8</b>	<b>8</b>	<b>1</b>	<b>7</b>	<b>21</b>	<b>3.0</b>	<b>13</b>	<b>0</b>	<b>2</b>	<b>9</b>	<b>4.5</b>	<b>6</b>	<b>0</b>													
<b>CAREER</b>		<b>99</b>	<b>525</b>	<b>5.3</b>	<b>61</b>	<b>4</b>	<b>508</b>	<b>2565</b>	<b>5.0</b>	<b>35</b>	<b>25</b>	<b>2</b>	<b>9</b>	<b>4.5</b>	<b>6</b>	<b>0</b>													

### ADDITIONAL REGULAR-SEASON RUSHING:

### PASSING

	A.Rodgers										B.Hundley								
	Att	Com	Pct	Yds	Sk/Yd	TD	Lg	Int	Rtng		Att	Com	Pct	Yds	Sk/Yd	TD	Lg	Int	Rtng
9/10	Sea	42	28	66.7	311	4/25	1	32t	1	86.5									
9/17	at Atl																		
9/24	Cin																		
9/28	Chi																		
10/8	at Dal																		
10/15	at Min																		
10/22	NO																		
11/6	Det																		
11/12	at Chi																		
11/19	Bal																		
11/26	at Pit																		
12/3	TB																		
12/10	at Cle																		
12/17	at Car																		
12/23	Min																		
12/31	at Det																		
<b>SEASON</b>		<b>42</b>	<b>28</b>	<b>66.7</b>	<b>311</b>	<b>4/25</b>	<b>1</b>	<b>32t</b>	<b>1</b>	<b>86.5</b>	<b>0</b>	<b>0</b>	<b>--</b>	<b>0</b>	<b>0/0</b>	<b>0</b>	<b>--</b>	<b>0</b>	<b>--</b>
<b>CAREER</b>		<b>4699</b>	<b>3062</b>	<b>65.2</b>	<b>37138</b>	<b>345/2188</b>	<b>298</b>	<b>93t</b>	<b>73</b>	<b>104.0</b>	<b>10</b>	<b>2</b>	<b>20.0</b>	<b>17</b>	<b>0/0</b>	<b>0</b>	<b>9</b>	<b>1</b>	<b>0.0</b>

# INDIVIDUAL STATISTICS, OFFENSE

	<b>RECEIVING R.Cobb</b>					<b>J. Nelson</b>					<b>D.Adams</b>					<b>T.Montgomery</b>					<b>M. Bennett</b>					<b>L. Kendricks</b>					
	No	Yds	Avg	Lg	TD	No	Yds	Avg	Lg	TD	No	Yds	Avg	Lg	TD	No	Yds	Avg	Lg	TD	No	Yds	Avg	Lg	TD	No	Yds	Avg	Lg	TD	
9/10	Sea	9	85	9.4	29	0	7	79	11.3	32t	1	3	47	15.7	21	0	4	39	9.8	20	0	3	43	14.3	26	0	2	18	9.0	9	0
9/17	at Atl	4	39	9.8	20	0																									
9/24	Cin																														
9/28	Chi																														
10/8	at Dal																														
10/15	at Min																														
10/22	NO																														
11/6	Det																														
11/12	at Chi																														
11/19	Bal																														
11/26	at Pit																														
12/3	TB																														
12/10	at Cle																														
12/17	at Car																														
12/23	Min																														
12/31	at Det																														
<b>SEASON</b>		<b>9</b>	<b>85</b>	<b>9.4</b>	<b>29</b>	<b>0</b>	<b>7</b>	<b>79</b>	<b>11.3</b>	<b>32t</b>	<b>1</b>	<b>3</b>	<b>47</b>	<b>15.7</b>	<b>21</b>	<b>0</b>	<b>4</b>	<b>39</b>	<b>9.8</b>	<b>20</b>	<b>0</b>	<b>3</b>	<b>43</b>	<b>14.3</b>	<b>26</b>	<b>0</b>	<b>2</b>	<b>18</b>	<b>9.0</b>	<b>9</b>	<b>0</b>
<b>CAREER</b>		<b>375</b>	<b>4573</b>	<b>12.2</b>	<b>70t</b>	<b>35</b>	<b>504</b>	<b>7445</b>	<b>14.8</b>	<b>93t</b>	<b>64</b>	<b>166</b>	<b>1973</b>	<b>11.9</b>	<b>66t</b>	<b>16</b>	<b>63</b>	<b>523</b>	<b>8.3</b>	<b>31t</b>	<b>2</b>	<b>406</b>	<b>4330</b>	<b>10.7</b>	<b>58</b>	<b>30</b>	<b>206</b>	<b>2150</b>	<b>10.4</b>	<b>80t</b>	<b>17</b>

# INDIVIDUAL STATISTICS, OFFENSE

## RUSHING

		T.Montgomery										A.Rodgers										J.Williams									
		First Half					Second Half					First Half					Second Half					First Half					Second Half				
		No	Yds	Avg	Lg	TD	No	Yds	Avg	Lg	TD	No	Yds	Avg	Lg	TD	No	Yds	Avg	Lg	TD	No	Yds	Avg	Lg	TD	No	Yds	Avg	Lg	TD
9/10	Sea	8	16	2.0	3	0	11	38	3.5	8	1	1	5	5.0	5	0	6	16	2.7	13	0	1	3	3.0	3	0	1	6	6.0	6	0
9/17	at Atl																														
9/24	Cin																														
9/28	Chi																														
10/8	at Dal																														
10/15	at Min																														
10/22	NO																														
11/6	Det																														
11/12	at Chi																														
11/19	Bal																														
11/26	at Pit																														
12/3	TB																														
12/10	at Cle																														
12/17	at Car																														
12/23	Min																														
12/31	at Det																														
<b>SEASON</b>		<b>8</b>	<b>16</b>	<b>2.0</b>	<b>3</b>	<b>0</b>	<b>11</b>	<b>38</b>	<b>3.5</b>	<b>8</b>	<b>1</b>	<b>1</b>	<b>5</b>	<b>5.0</b>	<b>5</b>	<b>0</b>	<b>6</b>	<b>16</b>	<b>2.7</b>	<b>13</b>	<b>0</b>	<b>1</b>	<b>3</b>	<b>3.0</b>	<b>3</b>	<b>0</b>	<b>1</b>	<b>6</b>	<b>6.0</b>	<b>6</b>	<b>0</b>

## PASSING

		A.Rodgers																		
		First Half					Second Half													
		Att	Com	Pct	Yds	Sk/Yd	TD	Lg	Int	Rtng	Att	Com	Pct	Yds	Sk/Yd	TD	Lg	Int	Rtng	
9/10	Sea	22	14	63.6	153	4/25	0	29	1	65.2	20	14	70.0	158	0/0	1	32t	0	110.0	
9/17	at Atl																			
9/24	Cin																			
9/28	Chi																			
10/8	at Dal																			
10/15	at Min																			
10/22	NO																			
11/6	Det																			
11/12	at Chi																			
11/19	Bal																			
11/26	at Pit																			
12/3	TB																			
12/10	at Cle																			
12/17	at Car																			
12/23	Min																			
12/31	at Det																			
<b>SEASON</b>		<b>22</b>	<b>14</b>	<b>63.6</b>	<b>153</b>	<b>4/25</b>	<b>0</b>	<b>29</b>	<b>1</b>	<b>65.2</b>	<b>20</b>	<b>14</b>	<b>70.0</b>	<b>158</b>	<b>0/0</b>	<b>1</b>	<b>32t</b>	<b>0</b>	<b>110.0</b>	

## PASSING

		B.Hundley																		
		First Half					Second Half													
		Att	Com	Pct	Yds	Sk/Yd	TD	Lg	Int	Rtng	Att	Com	Pct	Yds	Sk/Yd	TD	Lg	Int	Rtng	
9/10	Sea																			
9/17	at Atl																			
9/24	Cin																			
9/28	Chi																			
10/8	at Dal																			
10/15	at Min																			
10/22	NO																			
11/6	Det																			
11/12	at Chi																			
11/19	Bal																			
11/26	at Pit																			
12/3	TB																			
12/10	at Cle																			
12/17	at Car																			
12/23	Min																			
12/31	at Det																			
<b>SEASON</b>		<b>0</b>	<b>0</b>	<b>--</b>	<b>0</b>	<b>0/0</b>	<b>0</b>	<b>--</b>	<b>0</b>	<b>--</b>	<b>0</b>	<b>0</b>	<b>--</b>	<b>0</b>	<b>0/0</b>	<b>0</b>	<b>--</b>	<b>0</b>	<b>--</b>	<b>0</b>

# INDIVIDUAL STATISTICS, OFFENSE

## RECEIVING R.Cobb

		First Half					Second Half					D.Adams					J.Nelson														
		No		Yds		Avg	Lg	TD	No		Yds		Avg	Lg	TD	No		Yds		Avg	Lg	TD	No		Yds		Avg	Lg	TD		
9/10	Sea	5	56	11.2	29	0	4	29	7.3	10	0	3	47	15.7	21	0	0	0	--	--	0	3	24	8.0	13	0	4	55	13.8	32t	1
9/17	at Atl																														
9/24	Cin																														
9/28	Chi																														
10/8	at Dal																														
10/15	at Min																														
10/22	NO																														
11/6	Det																														
11/12	at Chi																														
11/19	Bal																														
11/26	at Pit																														
12/3	TB																														
12/10	at Cle																														
12/17	at Car																														
12/23	Min																														
12/31	at Det																														
<b>SEASON</b>		<b>5</b>	<b>56</b>	<b>11.2</b>	<b>29</b>	<b>0</b>	<b>4</b>	<b>29</b>	<b>7.3</b>	<b>10</b>	<b>0</b>	<b>3</b>	<b>47</b>	<b>15.7</b>	<b>21</b>	<b>0</b>	<b>0</b>	<b>0</b>	<b>--</b>	<b>--</b>	<b>0</b>	<b>3</b>	<b>24</b>	<b>8.0</b>	<b>13</b>	<b>0</b>	<b>4</b>	<b>55</b>	<b>13.8</b>	<b>32t</b>	<b>1</b>

## RECEIVING M.Bennett

		First Half					Second Half					L.Kendricks					T.Montgomery														
		No		Yds		Avg	Lg	TD	No		Yds		Avg	Lg	TD	No		Yds		Avg	Lg	TD	No		Yds		Avg	Lg	TD		
9/10	Sea	1	12	12.0	12	0	2	31	15.5	26	0	1	9	9.0	9	0	1	9	9.0	9	0	1	5	5.0	5	0	3	34	11.3	20	0
9/17	at Atl																														
9/24	Cin																														
9/28	Chi																														
10/8	at Dal																														
10/15	at Min																														
10/22	NO																														
11/6	Det																														
11/12	at Chi																														
11/19	Bal																														
11/26	at Pit																														
12/3	TB																														
12/10	at Cle																														
12/17	at Car																														
12/23	Min																														
12/31	at Det																														
<b>SEASON</b>		<b>1</b>	<b>12</b>	<b>12.0</b>	<b>12</b>	<b>0</b>	<b>2</b>	<b>31</b>	<b>15.5</b>	<b>26</b>	<b>0</b>	<b>1</b>	<b>9</b>	<b>9.0</b>	<b>9</b>	<b>0</b>	<b>1</b>	<b>9</b>	<b>9.0</b>	<b>9</b>	<b>0</b>	<b>1</b>	<b>5</b>	<b>5.0</b>	<b>5</b>	<b>0</b>	<b>3</b>	<b>34</b>	<b>11.3</b>	<b>20</b>	<b>0</b>



## INDIVIDUAL STATISTICS, DEFENSE

	C.Matthews					C.Odom					N.Perry					L.Pipkins					D.Randall					Q.Rollins					
	UT	A	Sk	Int	PD	UT	A	Sk	Int	PD	UT	A	Sk	Int	PD	UT	A	Sk	Int	PD	UT	A	Sk	Int	PD	UT	A	Sk	Int	PD	
9/10	Sea	2	0	0-0	0	0	0	0	0	0	3	4	1.5-11	0	1	0	0	0-0	0	0	7	0	0-0	0	1	0	0	0-0	0	0	
9/17	at Atl																														
9/24	Cin																														
9/28	Chi																														
10/8	at Dal																														
10/15	at Min																														
10/22	NO																														
11/6	Det																														
11/12	at Chi																														
11/19	Bal																														
11/26	at Pit																														
12/3	TB																														
12/10	at Cle																														
12/17	at Car																														
12/23	Min																														
12/31	at Det																														
<b>SEASON</b>		<b>2</b>	<b>0</b>	<b>0-0</b>	<b>0</b>	<b>0</b>	<b>0</b>	<b>0-0</b>	<b>0</b>	<b>0</b>	<b>3</b>	<b>4</b>	<b>1.5-11</b>	<b>0</b>	<b>1</b>	<b>0</b>	<b>0</b>	<b>0-0</b>	<b>0</b>	<b>0</b>	<b>7</b>	<b>0</b>	<b>0-0</b>	<b>0</b>	<b>1</b>	<b>0</b>	<b>0</b>	<b>0-0</b>	<b>0</b>	<b>0</b>	
<b>CAREER</b>		<b>351</b>	<b>148</b>	<b>72.5-453</b>	<b>6</b>	<b>38</b>	<b>0</b>	<b>0</b>	<b>0-0</b>	<b>0</b>	<b>0</b>	<b>130</b>	<b>67</b>	<b>25-187</b>	<b>1</b>	<b>9</b>	<b>0</b>	<b>0</b>	<b>0-0</b>	<b>0</b>	<b>0</b>	<b>89</b>	<b>14</b>	<b>0-0</b>	<b>6</b>	<b>26</b>	<b>60</b>	<b>16</b>	<b>1-11</b>	<b>3</b>	<b>20</b>

	J.Ryan					J.Thomas					
	UT	A	Sk	Int	PD	UT	A	Sk	Int	PD	
9/10	Sea	1	1	0-0	0	0	0	0-0	0	0	
9/17	at Atl										
9/24	Cin										
9/28	Chi										
10/8	at Dal										
10/15	at Min										
10/22	NO										
11/6	Det										
11/12	at Chi										
11/19	Bal										
11/26	at Pit										
12/3	TB										
12/10	at Cle										
12/17	at Car										
12/23	Min										
12/31	at Det										
<b>SEASON</b>		<b>1</b>	<b>1</b>	<b>0-0</b>	<b>0</b>	<b>0</b>	<b>0</b>	<b>0-0</b>	<b>0</b>	<b>0</b>	
<b>CAREER</b>		<b>91</b>	<b>42</b>	<b>0-0</b>	<b>0</b>	<b>3</b>	<b>78</b>	<b>23</b>	<b>1-2</b>	<b>1</b>	<b>10</b>

### DEFENSIVE FUMBLE STATISTICS

#### FORCED FUMBLES (1)

M.Daniels - (1) vs. Seattle, Sept. 10 (R.Wilson)

#### FUMBLE RECOVERIES (1)

K.Fackrell - (1) vs. Seattle, Sept. 10 (R.Wilson)



## INDIVIDUAL STATISTICS, DEFENSE

### QUARTERBACK SACKS (3-23)

9/10 Seattle: (3-23) M. Daniels 1.5-12, N. Perry 1.5-11.  
9/17 at Atlanta:  
9/24 Cincinnati:  
9/28 Chicago:  
10/8 at Dallas:  
10/15 at Minnesota:  
10/22 New Orleans:  
11/6 Detroit:  
11/12 at Chicago:  
11/19 Baltimore:  
11/26 at Pittsburgh:  
12/3 Tampa Bay:  
12/10 at Cleveland:  
12/17 at Carolina:  
12/23 Minnesota:  
12/31 at Detroit:

**SEASON TOTALS: (3-23): M. Daniels 1.5-12, N. Perry 1.5-11.**

### QUARTERBACK HITS (8)

9/10 Seattle: (8) N.Perry 4. M.Daniels 2, K.Clark 1, K.Fackrell 1.  
9/17 at Atlanta:  
9/24 Cincinnati:  
9/28 Chicago:  
10/8 at Dallas:  
10/15 at Minnesota:  
10/22 New Orleans:  
11/6 Detroit:  
11/12 at Chicago:  
11/19 Baltimore:  
11/26 at Pittsburgh:  
12/3 Tampa Bay:  
12/10 at Cleveland:  
12/17 at Carolina:  
12/23 Minnesota:  
12/31 at Detroit:

**SEASON TOTALS: (8): N.Perry 4, M.Daniels 2, K.Clark 1, K.Fackrell 1.**

### PASSES DEFENSED (10)

9/10 Seattle: (10) K.Brice 1, M.Burnett 3, H.Clinton-Dix 1, K.King 1, N.Perry 1, D.Randall 1, Q.Rollins 1.  
9/17 at Atlanta:  
9/24 Cincinnati:  
9/28 Chicago:  
10/8 at Dallas:  
10/15 at Minnesota:  
10/22 New Orleans:  
11/6 Detroit:  
11/12 at Chicago:  
11/19 Baltimore:  
11/26 at Pittsburgh:  
12/3 Tampa Bay:  
12/10 at Cleveland:  
12/17 at Carolina:  
12/23 Minnesota:  
12/31 at Detroit:

**SEASON TOTALS: (10): M.Burnett 3, K.Brice 1, H.Clinton-Dix 1, K.King 1, N.Perry 1, D.Randall 1, Q.Rollins 1.**

# INDIVIDUAL STATISTICS, SPECIAL TEAMS

## PUNTING

**J. Vogel**

	No	Yds	Avg	TB	In20	Lg	Bk	Net	
9/10	Sea	5	219	43.8	0	1	57	0	42.4
9/17	at Atl								
9/24	Cin								
9/28	Chi								
10/8	at Dal								
10/15	at Min								
10/22	NO								
11/6	Det								
11/12	at Chi								
11/19	Bal								
11/26	at Pit								
12/3	TB								
12/10	at Cle								
12/17	at Car								
12/23	Min								
12/31	at Det								
<b>SEASON</b>		<b>5</b>	<b>219</b>	<b>43.8</b>	<b>0</b>	<b>1</b>	<b>57</b>	<b>0</b>	<b>42.4</b>
<b>CAREER</b>		<b>5</b>	<b>219</b>	<b>43.8</b>	<b>0</b>	<b>1</b>	<b>57</b>	<b>0</b>	<b>42.4</b>

## KICKING

**M. Crosby**

	FG	PAT	Pts	Kickoffs			OB	
				No. Ret	TB	Pct		
9/10	Sea	1/1	2/2	5	3	1	25.0	0
9/17	at Atl							
9/24	Cin							
9/28	Chi							
10/8	at Dal							
10/15	at Min							
10/22	NO							
11/6	Det							
11/12	at Chi							
11/19	Bal							
11/26	at Pit							
12/3	TB							
12/10	at Cle							
12/17	at Car							
12/23	Min							
12/31	at Det							
<b>SEASON</b>		<b>1/1</b>	<b>2/2</b>	<b>5</b>	<b>3</b>	<b>1</b>	<b>25.0</b>	<b>0</b>
<b>CAREER</b>		<b>263/327</b>	<b>483/490</b>	<b>1272</b>	<b>585</b>	<b>273</b>	<b>31.3</b>	<b>16</b>

ADDITIONAL KICKOFFS:

## ON-SIDE KICK RECOVERIES

OWN KICKS (0/0)

OPPONENT KICKS (0/0)

## BLOCKED KICKS

PACKERS (0)

**BLOCKED PUNTS**

OPPONENTS (0)

## KICKOFF

### RETURNS

	No	Yds	Avg	Lg	TD	No	Yds	Avg	Lg	TD
9/10	Sea					(None)				
9/17	at Atl									
9/24	Cin									
9/28	Chi									
10/8	at Dal									
10/15	at Min									
10/22	NO									
11/6	Det									
11/12	at Chi									
11/19	Bal									
11/26	at Pit									
12/3	TB									
12/10	at Cle									
12/17	at Car									
12/23	Min									
12/31	at Det									
<b>SEASON</b>		<b>0</b>	<b>0</b>	<b>--</b>	<b>--</b>	<b>0</b>	<b>0</b>	<b>--</b>	<b>--</b>	<b>0</b>
<b>CAREER</b>		<b>0</b>	<b>0</b>	<b>--</b>	<b>--</b>	<b>0</b>	<b>0</b>	<b>--</b>	<b>--</b>	<b>0</b>

ADDITIONAL KICKOFF RETURNS:

## PUNT

### RETURNS

**T. Davis**

	No	Yds	Avg	FC	Lg	TD	No	Yds	Avg	FC	Lg	TD
9/10	Sea	2	0	0.0	1	0	0					
9/17	at Atl											
9/24	Cin											
9/28	Chi											
10/8	at Dal											
10/15	at Min											
10/22	NO											
11/6	Det											
11/12	at Chi											
11/19	Bal											
11/26	at Pit											
12/3	TB											
12/10	at Cle											
12/17	at Car											
12/23	Min											
12/31	at Det											
<b>SEASON</b>		<b>2</b>	<b>0</b>	<b>0.0</b>	<b>1</b>	<b>0</b>	<b>0</b>					
<b>CAREER</b>		<b>2</b>	<b>0</b>	<b>0.0</b>	<b>1</b>	<b>0</b>	<b>0</b>					

## SPECIAL TEAMS FUMBLE STATISTICS

**FORCED FUMBLES (0)**

**FUMBLE RECOVERIES (0)**

**BLOCKED FIELD GOALS**

**BLOCKED PATs**

# DRIVE STATISTICS

## PACKERS SCORING DRIVES (game-by-game)

Date	Opponent	Plays	Yards	Time	Result	Qtr	Scoring Play	Quarterback
9/10	Seattle	1	6	0:06	TD	3	T.Montgomery 6 run	A.Rodgers
9/10	Seattle	9	75	4:03	TD	3	A.Rodgers 32 pass to J.Nelson	A.Rodgers
9/10	Seattle	12	53	5:37	FG	4	M.Crosby 40 field goal	A.Rodgers

## Scoring-Drive Length, Regular Season

Length	Packers		Opponent	
	TD	FG	TD	FG
(minus)	0	0	0	0
0—9	2	0	0	2
10—19	0	1	0	1
20—29	0	0	0	0
30—39	0	0	0	0
40—49	0	0	0	0
50—59	0	0	0	0
60—69	0	0	0	0
70—79	0	0	0	0
80—89	0	0	0	0
90—99	0	0	0	0
<b>SEASON</b>	<b>2</b>	<b>1</b>	<b>0</b>	<b>3</b>

## Possessions at a glance

Reg. Season	No.	Avg. Snaps	*3-Plays & Out	Snaps/TD
Packers	10	74	1	74.0
Opponent	10	48	4	0.0

\*—less if turnover, no first downs or score

## Game-Opening Drives

Game		Packers			Opponent		
		Pts	FD	Yds	Pts	FD	Yds
9/10	Sea	0	4	51	0	0	-9
9/17	at Atl						
9/24	Cin						
9/28	Chi						
10/8	at Dal						
10/15	at Min						
10/22	NO						
11/6	Det						
11/12	at Chi						
11/19	Bal						
11/26	at Pit						
12/3	TB						
12/10	at Cle						
12/17	at Car						
12/23	Min						
12/31	at Det						
<b>SEASON</b>		<b>0</b>	<b>4</b>	<b>51</b>	<b>0</b>	<b>0</b>	<b>-9</b>

## Second-Half Opening Drives

Game		Packers			Opponent		
		Pts	FD	Yds	Pts	FD	Yds
9/10	Sea	0	1	10	0	0	-15
9/17	at Atl						
9/24	Cin						
9/28	Chi						
10/8	at Dal						
10/15	at Min						
10/22	NO						
11/6	Det						
11/12	at Chi						
11/19	Bal						
11/26	at Pit						
12/3	TB						
12/10	at Cle						
12/17	at Car						
12/23	Min						
12/31	at Det						
<b>SEASON</b>		<b>0</b>	<b>1</b>	<b>10</b>	<b>0</b>	<b>0</b>	<b>-15</b>

# DRIVE STATISTICS

## YARDS-GAINED ANALYSIS, REGULAR SEASON

	1st Down . . . .			2nd Down. . . .			3rd Down. . . .			4th Down. . . .			Season . . . . .			By Quarter . . . . .				By Half . . . . .		
	Att	Yds	Avg	Att	Yds	Avg	Att	Yds	Avg	Att	Yds	Avg	Att	Yds	Avg	1st	2nd	3rd	4th	1st	2nd	OT
Packers	32	122	3.8	26	128	4.9	16	120	7.5	0	0	--	74	370	5.0	98	54	112	106	152	218	0
Opponents	22	174	7.9	14	37	2.6	12	14	1.2	0	0	--	48	225	4.7	3	96	67	59	99	126	0

## DRIVE ENGINEERING, REGULAR SEASON

QB	Drives	Drives ended by . . . . .				BLK	DOWN	TO	SAF	CLK	Points Yielded
	Started	TD	FG	MFG	PUNT						
A.Rodgers	10	2	1	0	5	0	0	1	0	1	17
<b>Packers</b>	<b>10</b>	<b>2</b>	<b>1</b>	<b>0</b>	<b>5</b>	<b>0</b>	<b>0</b>	<b>1</b>	<b>0</b>	<b>1</b>	<b>17</b>
<b>Opponents</b>	<b>10</b>	<b>0</b>	<b>3</b>	<b>0</b>	<b>6</b>	<b>0</b>	<b>0</b>	<b>1</b>	<b>0</b>	<b>0</b>	<b>9</b>

## RED-ZONE EFFICIENCY

	Regular Season	
	Packers	Opponent
Times Penetrated Opponent 20 . . . . .	1	2
Total Scores . . . . .	1	2
Touchdowns . . . . .	1	0
Field Goals-Attempts . . . . .	0-0	2-2
Touchdown Percentage . . . . .	1.000	.000
Scoring Percentage . . . . .	1.000	1.000
Turnovers . . . . .	0	0
Downs . . . . .	0	0
Missed Field Goals . . . . .	0	0
Time Ran Out . . . . .	0	0
Ended Not Trying To Score . . . . .	0	0
Scores From Outside The 20 . . . . .	2	1
Touchdowns . . . . .	1	0
Field Goals . . . . .	1	1

## AVERAGE FIELD POSITION

	Regular Season	
	Packers	Opponent
Drives Started . . . . .	10	10
Average Field Position . . . . .	GB25	OPP28
Drives Started in Plus Territory . . . . .	1	0
Scores . . . . .	1	0
Touchdowns . . . . .	0	0
Field Goals . . . . .	0	0
Missed Field Goals . . . . .	0	0
Blocked Field Goals . . . . .	0	0
Punts . . . . .	0	0
Turnovers . . . . .	0	0
Turnover on Downs . . . . .	0	0
Ran Out Clock . . . . .	0	0
Did Not Attempt to Score . . . . .	0	0
Drives Started Inside Own 20 . . . . .	4	2

## GOAL-TO-GO SITUATIONS, REGULAR SEASON

	Summary							GTG Plays . . . . .		Pct	
	Total	TD	Pct	FG	MFG	TO	CLK	DOWN	Plays		TD
Packers	1	1	1.000	0	0	0	0	0	1	1	1.000
Opponents	1	0	.000	1	0	0	0	0	4	0	.000

## 2017 SUPERLATIVES

### LONGEST REGULAR-SEASON RETURNS

**Packers**  
**Type**      **Yards**      **Opp. Date**      **Player**

No. of returns 20-plus yards in length: 0  
 No. of returns 40-plus yards in length: 0

**Opponent**  
**Type**      **Yards**      **Opp. Date**      **Player**  
 Kickoff      43      vs. Sea, Sept. 10      T.Lockett  
 Interception      24      vs. Sea, Sept. 10      N.Jones

No. of returns 20-plus yards in length: 1  
 No. of returns 40-plus yards in length: 1

### LONGEST REGULAR-SEASON PLAYS FROM SCRIMMAGE

<b>Packers</b>			<b>Opponent</b>		
<b>Yards</b>	<b>Opp.</b>	<b>Play</b>	<b>Yards</b>	<b>Opp.</b>	<b>Play</b>
32t	vs. Sea	A.Rodgers to J.Nelson	34	vs. Sea	R.Wilson to D.Baldwin
29	vs. Sea	A.Rodgers to R.Cobb	30	vs. Sea	C.Carson run
21	vs. Sea	A.Rodgers to D.Adams	29	vs. Sea	R.Wilson run
20	vs. Sea	A.Rodgers to T.Montgomery	28	vs. Sea	R.Wilson to P.Richardson

**Long run:**  
 13 vs. Sea A.Rodgers

No. plays 20-plus yards: 5  
 No. plays 40-plus yards: 0

**Long run:**  
 30 vs. Sea C.Carson  
 29 vs. Sea R.Wilson

No. plays 20-plus yards: 4  
 No. plays 40-plus yards: 0

## MISCELLANEOUS

### WEEKLY INACTIVES

9/10	Seattle:	M.Adams, B.Bulaga, Q.Dial, J.Hawkins, A.Jones, L.Patrick, L.Pipkins
9/17	at Atlanta:	
9/24	Cincinnati:	
9/28	Chicago:	
10/8	at Dallas:	
10/15	at Minnesota:	
10/22	New Orleans:	
11/6	Detroit:	
11/12	at Chicago:	
11/19	Baltimore:	
11/26	at Pittsburgh:	
12/3	Tampa Bay:	
12/10	at Cleveland:	
12/17	at Carolina:	
12/23	Minnesota:	
12/31	at Detroit:	

**SEASON TOTALS:**      M.Adams (1), B.Bulaga (1), Q.Dial (1), J.Hawkins (1), A.Jones (1), L.Patrick (1), L.Pipkins (1).

### TIME SPENT IN THE LEAD

<b>Opponent</b>	<b>Packers In Lead</b>	<b>Packers Trailing</b>
9/10 Sea.....	25:33	4:27
9/17 at Atl		
9/24 Cin		
9/28 Chi		
10/8 at Dal		
10/15 at Min		
10/22 NO		
11/6 Det		
11/12 at Chi		
11/19 Bal		
11/26 at Pit		
12/3 TB		
12/10 at Cle		
12/17 at Car		
12/23 Min		
12/31 at Det		
<b>SEASON</b> .....	<b>25:33</b>	<b>4:27</b>
<b>SEASON AVG</b> . . . . .	<b>25:33</b>	<b>4:27</b>

### NON-OFFENSIVE SCORES

**REGULAR SEASON**  
**Packers (0):**  
**Opponent (0):**

### TWO-POINT CONVERSIONS

**REGULAR SEASON**  
**Packers (0-0):**  
**Opponent (0-0):**

# PENALTIES AND REPLAY CHALLENGES

## PENALTY STATISTICS

	Regular Season	
	Packers	Opponent
Times Penalized after Offensive Gain . . . . .	3	0
Gains Wiped Out, Offensive Penalties . . . . .	0	0
Touchdowns Cost . . . . .	0	1
Field Goals Cost . . . . .	0	0
First Downs Lost . . . . .	0	0
Intentional-Grounding Penalties . . . . .	0	0
Defensive Pass Interference, Times Flagged . . . . .	0	1
Yards Given Up . . . . .	0	5
Defensive 3rd/4th Down Flags (kept drive alive) . . . . .	1	0
Kick/Punt Return Penalties . . . . .	0	1
Return Yards Wiped Out . . . . .	0	10

**Touchdowns nullified — GREEN BAY (0):**

**OPPONENTS (1):** N.Jones 64-yard interception return vs. Sea (Sept. 10).

## 2017 REGULAR-SEASON PENALTIES ACCEPTED (8)

### **OFFENSE (5)**

**Delay of Game (1)** — A.Rodgers vs. Sea (Sept. 10)

**Holding (2)** — J.Evans vs. Sea (Sept. 10), J.Evans vs Sea (Sept. 10)

**Taunting (1)** — R.Cobb vs. Sea (Sept. 10)

**Unnecessary Roughness (1)** — M.Bennett vs. Sea (Sept. 10)

### **DEFENSE (1)**

**Offside (1)** — N.Perry vs. Sea (Sept. 10),

### **SPECIAL TEAMS (2)**

**False Start (1)** — M.Evans vs. Sea (Sept. 10)

**Offsides (1)** — J.Jones vs. Sea (Sept. 10)

## 2017 REGULAR-SEASON REPLAY CHALLENGES

### **PACKERS (0/0)**

<u>Date, Opp.</u>	<u>Initial Ruling</u>	<u>Ruling</u>

### **OPPONENTS (0/0)**

<u>Date, Opp.</u>	<u>Initial Ruling</u>	<u>Ruling</u>

### **REPLAY ASSISTANT (0/0)**

*Last two minutes of the half, overtime, turnovers and scoring plays*

<u>Date, Opp.</u>	<u>Initial Ruling</u>	<u>Ruling</u>



# TURNOVER STATISTICS AND NOTES

## TURNOVER ANALYSIS

	Packers Take			Packers Give			Diff	Cum	NFC Rank	NFL Rank
	Aways			Aways						
	Int	Fum	Tot	Int	Fum	Tot				
<b>SEA</b>	0	1	1	1	0	1	0	0	5t	9t
Atl										
<b>CIN</b>										
<b>CHI</b>										
Dal										
Min										
<b>NO</b>										
<i>BYE</i>										
<b>DET</b>										
Chi										
<b>BAL</b>										
Pit										
<b>TB</b>										
Cle										
Car										
<b>MIN</b>										
Det										
<b>Total</b>	<b>0</b>	<b>1</b>	<b>1</b>	<b>1</b>	<b>0</b>	<b>1</b>	<b>0</b>	<b>0</b>		

HOME GAMES UPPERCASED IN BOLD

## Regular-Season Takeaway Breakdown

	Packers	Opponent
<b>Total</b> .....	<b>1</b>	<b>1</b>
Interceptions .....	0	0
Fumble Rec. ....	1	1
Muffed Punt Rec. ....	0	0
<b>Points off Turnovers</b> .....	<b>7</b>	<b>0</b>
Touchdowns .....	0	0
Field Goals .....	0	0
Didn't attempt score .....	0	0

## REGULAR-SEASON TOUCHDOWN RETURNS

**Packers (0):**  
**Opponent (0):**

## 2017 RECORD WHEN...

When...	Record	Postseason
+4 turnover margin .....	0-0	0-0
+3 turnover margin .....	0-0	0-0
+2 turnover margin .....	0-0	0-0
+1 turnover margin .....	0-0	0-0
even turnover margin .....	1-0	0-0
-1 turnover margin .....	0-0	0-0
-2 turnover margin .....	0-0	0-0
-3 turnover margin .....	0-0	0-0
-4 turnover margin .....	0-0	0-0
recording 0 takeaways .....	0-0	0-0
recording 1 takeaway .....	1-0	0-0
recording 2 takeaways .....	0-0	0-0
recording 3 takeaways .....	0-0	0-0
recording 4 takeaways .....	0-0	0-0
recording 5 takeaways .....	0-0	0-0
recording 0 giveaways .....	0-0	0-0
recording 1 giveaway .....	1-0	0-0
recording 2 giveaways .....	0-0	0-0
recording 3 giveaways .....	0-0	0-0
recording 4 giveaways .....	0-0	0-0
recording 5 giveaways .....	0-0	0-0
recording 0 interceptions .....	1-0	0-0
recording 1 interception .....	0-0	0-0
recording 2 interceptions .....	0-0	0-0
recording 3 interceptions .....	0-0	0-0
recording 4 interceptions .....	0-0	0-0
surrendering 0 interceptions .....	0-0	0-0
surrendering 1 interception .....	1-0	0-0
surrendering 2 interceptions .....	0-0	0-0
surrendering 3 interceptions .....	0-0	0-0
recovering 0 fumbles .....	0-0	0-0
recovering 1 fumble .....	1-0	0-0
recovering 2 fumbles .....	0-0	0-0
recovering 3 fumbles .....	0-0	0-0
losing 0 fumbles .....	1-0	0-0
losing 1 fumble .....	0-0	0-0
losing 2 fumbles .....	0-0	0-0
losing 3 fumbles .....	0-0	0-0

## TAKEAWAY SUMMARY (1)

9/10	Seattle:	K.Fackrell (fumble recovery).
9/17	at Atlanta:	
9/24	Cincinnati:	
9/28	Chicago:	
10/8	at Dallas:	
10/15	at Minnesota:	
10/22	New Orleans:	
11/6	Detroit:	
11/12	at Chicago:	
11/19	Baltimore:	
11/26	at Pittsburgh:	
12/3	Tampa Bay:	
12/10	at Cleveland:	
12/17	at Carolina:	
12/23	Minnesota:	
12/31	at Detroit:	

**SEASON TOTALS:** K.Fackrell 1 (fumble recovery)

Note: Only fumbles lost are credited. Fumbles in which the team maintained possession are not included.

## TAKEAWAY POINTS

**Packers Regular Season (7)**

Date	Opp.	Turnover	Result	Points
9/10	vs. Sea	Fumble	TD	7

**Opponent Regular Season (0)**

Date	Opp.	Turnover	Result	Points
------	------	----------	--------	--------

## GIVEAWAY SUMMARY (1)

9/10	Seattle:	A.Rodgers (interception).
9/17	at Atlanta:	
9/24	Cincinnati:	
9/28	Chicago:	
10/8	at Dallas:	
10/15	at Minnesota:	
10/22	New Orleans:	
11/6	Detroit:	
11/12	at Chicago:	
11/19	Baltimore:	
11/26	at Pittsburgh:	
12/3	Tampa Bay:	
12/10	at Cleveland:	
12/17	at Carolina:	
12/23	Minnesota:	
12/31	at Detroit:	

**SEASON TOTALS:** A.Rodgers 1 (interception).

Note: Only fumbles lost are credited. Fumbles in which the team maintained possession are not included.



## REGULAR-SEASON PLAYER PARTICIPATION

NFL WEEK	1	2	3	4	5	6	7	9	10	11	12	13	14	15	16	17	— Season Totals —			
Player	SEA	at ATL	CIN	CHI	at DAL	at MIN	NO	DET	at CHI	BAL	at PIT	TB	at CLE	at CAR	MIN	at DET	GP	GS	DNP	INA
Adams, Davante	<b>3WR</b>																1	1	0	0
Adams, Montravius	INA																0	0	0	1
Allison, Geronimo	SUS																0	0	0	0
Amichia, Kofi	PS																0	0	0	0
Bakhtiari, David	<b>LT</b>																1	1	0	0
Barclay, Don	IR																0	0	0	0
Bennett, Martellus	<b>TE</b>																1	1	0	0
Biegel, Vince	PUP																0	0	0	0
Brice, Kentrell	SUB																1	0	0	0
Brooks, Ahmad	SUB																1	0	0	0
Brown, Donatello	PS																0	0	0	0
Bulaga, Bryan	INA																0	0	0	1
Burnett, Morgan	<b>SS</b>																1	1	0	0
Callahan, Joe	PS																0	0	0	0
Clark, Kenny	<b>NT</b>																1	1	0	0
Clark, Michael	PS																0	0	0	0
Clinton-Dix, Ha Ha	<b>FS</b>																1	1	0	0
Cobb, Randall	<b>WR</b>																1	1	0	0
Crosby, Mason	SUB																1	0	0	0
Daniels, Mike	<b>DT</b>																1	1	0	0
Davis, Trevor	SUB																1	0	0	0
Dial, Quinton	INA																0	0	0	1
Evans, Jahri	<b>RG</b>																1	1	0	0
Evans, Marwin	SUB																1	0	0	0
Fackrell, Kyler	SUB																1	0	0	0
Gilbert, Reggie	PS																0	0	0	0
Goode, Brett	SUB																1	0	0	0
Goodson, Demetri	PUP																0	0	0	0
Gunter, LaDarius	SUB																1	0	0	0
Hawkins, Josh	INA																0	0	0	1
House, Davon	<b>LCB</b>																1	1	0	0
Hundley, Brett	DNP																0	0	1	0
Janis, Jeff	SUB																1	0	0	0
Jean Francois, Ricky	SUB																1	0	0	0
Jones, Aaron	INA																0	0	0	1
Jones, Josh	SUB																1	0	0	0
Kendricks, Lance	SUB																1	0	0	0
King, Kevin	SUB																1	0	0	0
Linsley, Corey	<b>C</b>																1	1	0	0
Lowry, Dean	<b>DE</b>																1	1	0	0
Lunsford, Izaah	PS																0	0	0	0
Martinez, Blake	<b>ILB</b>																1	1	0	0
Mathews, Derrick	PS																0	0	0	0
Mathews, Clay	<b>LOLB</b>																1	1	0	0
Mays, Devante	SUB																1	0	0	0
McCray, Justin	SUB																1	0	0	0
Montgomery, Ty	<b>RB</b>																1	1	0	0
Murphy, Kyle	<b>RT</b>																1	1	0	0
Nelson, Jordy	<b>WR</b>																1	1	0	0
Odom, Chris	SUB																1	0	0	0
Pankey, Adam	PS																0	0	0	0
Patrick, Lucas	INA																0	0	0	1
Perry, Nick	<b>ROLB</b>																1	1	0	0
Pipkins, Lenzy	INA																0	0	0	1
Randall, Damarious	<b>RCB</b>																1	1	0	0
Ripkowski, Aaron	SUB																1	0	0	0
Rodgers, Aaron	<b>QB</b>																1	1	0	0
Rodgers, Richard	SUB																1	0	0	0
Rollins, Quinten	SUB																1	0	0	0
Ryan, Jake	<b>ILB</b>																1	1	0	0
Spriggs, Jason	SUB																1	0	0	0
Taylor, Lane	<b>LG</b>																1	1	0	0
Talley, David	IR																0	0	0	0
Thomas, Joe	SUB																1	0	0	0
Vogel, Justin	SUB																1	0	0	0
Waters, Herb	IR																0	0	0	0
Whitehead, Jermaine	PS																0	0	0	0
Williams, Jamaal	SUB																1	0	0	0
Yancey, DeAngelo	PS																0	0	0	0

**STARTERS IN BOLD AT POSITION;** DNP — Did not play; INA — Inactive; IR — Injured reserve; PS — Practice squad; PUP — Reserve/Physically Unable to Perform; SUB — Substitute; SUS — Reserve/Suspended; 3CB — Started as third cornerback; 3WR — Started as third wide receiver.

# SEASON-HIGHS/W-L BREAKDOWN

## INDIVIDUAL

Longest Scoring Run — 6, T.Montgomery, Sept. 10 vs. Seattle  
 Longest Non-Scoring Run — 13, A.Rodgers, Sept. 10 vs. Seattle  
  
 Longest Scoring Pass — 32, A.Rodgers to J.Nelson, Sept. 10 vs. Seattle  
 Longest Non-Scoring Pass — A.Rodgers to R.Cobb, Sept. 10 vs. Seattle  
  
 Longest Kickoff Return — None  
 Longest Punt Return — 0, T.Davis, Sept. 10 vs. Seattle  
 Longest Interception Return — None  
 Longest Fumble Return — 0, K.Fackrell, Sept. 10 vs. Seattle  
  
 Longest Punt — 57, J.Vogel, Sept. 10 vs. Seattle  
  
 Longest Field Goal — 40, M.Crosby, Sept. 10 vs. Seattle  
 Most Field Goals Attempted — 1, M.Crosby, Sept. 10 vs. Seattle  
 Most Field Goals Made — 1, M.Crosby, Sept. 10 vs. Seattle  
  
 Most Touchdowns — 1, T.Montgomery and J. Nelson, Sept. 10 vs. Seattle  
 Most Rushing Attempts — 19, T.Montgomery, Sept. 10 vs. Seattle  
 Most Rushing Yards — 54, T.Montgomery, Sept. 10 vs. Seattle  
  
 Most Passing Attempts — 42, A.Rodgers, Sept. 10 vs. Seattle  
 Most Completions — 28, A.Rodgers, Sept. 10 vs. Seattle  
 Most Passing Yards — 311, A.Rodgers, Sept. 10 vs. Seattle  
 Most Touchdown Passes — 1, A.Rodgers, Sept. 10 vs. Seattle  
  
 Most Receptions — 9, R.Cobb, Sept. 10 vs. Seattle  
 Most Receiving Yards — 85, R.Cobb, Sept. 10 vs. Seattle  
  
 Most Total Yards from Scrimmage — 93, T.Montgomery, Sept. 10 vs. Seattle  
  
 Most Defensive Interceptions — None  
 Most Tackles —  
 Most Solo Tackles —  
 Most Sacks — 1.5, M.Daniels and N.Perry, Sept. 10 vs. Seattle  
 Most Passes Defensed —

## TEAM

**Offensive Most...**  
 First Downs — 26, Sept. 10 vs. Seattle  
 Rushing Attempts — 28, Sept. 10 vs. Seattle  
 Rushing Yards — 84, Sept. 10 vs. Seattle  
 Pass Attempts — 42, Sept. 10 vs. Seattle  
 Completions — 28, Sept. 10 vs. Seattle  
 TDs Thrown — 1, Sept. 10 vs. Seattle  
 Ints. Thrown — 1, Sept. 10 vs. Seattle  
 Net Passing Yards — 286, Sept. 10 vs. Seattle  
 Offensive Plays — 74, Sept. 10 vs. Seattle  
 Total Offense — 370, Sept. 10 vs. Seattle  
 Time of Possession — 39:13, Sept. 10 vs. Seattle  
 Turnovers — 1, Sept. 10 vs. Seattle  
 Fumbles — None  
 Fumbles Lost — None  
  
**Longest Scoring Drives**  
 Plays — 12, Sept. 10 vs. Seattle  
 Yards — 75, Sept. 10 vs. Seattle  
 Time — 5:37, Sept. 10 vs. Seattle  
**Shortest Scoring Drives**  
 Plays — 1, Sept. 10 vs. Seattle  
 Yards — 6, Sept. 10 vs. Seattle  
 Time — 0:06, Sept. 10 vs. Seattle  
  
**Defensive Fewest...**  
 First Downs Allowed — 12, Sept. 10 vs. Seattle  
 Rushing Att. Allowed — 18, Sept. 10 vs. Seattle  
 Rushing Yards Allowed — 90, Sept. 10 vs. Seattle  
 Pass Att. Allowed — 27, Sept. 10 vs. Seattle  
 Pass Comp. Allowed — 14, Sept. 10 vs. Seattle  
 Net Passing Yards Allowed — 135, Sept. 10 vs. Seattle  
 Total Plays Allowed — 48, Sept. 10 vs. Seattle  
 Total Yards Allowed — 225, Sept. 10 vs. Seattle  
  
**Defensive Most...**  
 Takeaways — 1, Sept. 10 vs. Seattle  
 Interceptions — None  
 Fumbles Forced — 1, Sept. 10 vs. Seattle  
 Fumbles Recovered — 1, Sept. 10 vs. Seattle  
 Passes Defensed — 5, Sept. 10 vs. Seattle  
 Sacks — 3, Sept. 10 vs. Seattle

	2017 regular season...			2016 regular season...			2015 regular season...			1992-present...		
	Home	Road	Overall	Home	Road	Overall	Home	Road	Overall	Home	Road	Overall
Overall	1-0	0-0	1-0	6-2	4-4	10-6	5-3	5-3	10-6	153-47-1	102-98	255-145-1
On Grass	1-0	0-0	1-0	6-2	3-2	9-4	5-3	4-3	9-6	153-47-1	58-39	211-86-1
On Artificial Surfaces	0-0	0-0	0-0	0-0	1-2	1-2	0-0	1-0	1-0	0-0	44-61	44-61
In Open-Air Stadiums	1-0	0-0	1-0	6-2	3-2	9-4	5-3	4-2	9-5	153-47-1	66-61	219-108-1
In Indoor Stadiums	0-0	0-0	0-0	0-0	1-2	1-2	0-0	1-1	1-1	0-0	36-37	36-37
vs. Division Opponents	0-0	0-0	0-0	3-0	2-1	5-1	0-3	3-0	3-3	67-17-1	48-37	115-54-1
vs. NFC	1-0	0-0	1-0	5-1	3-3	8-4	3-3	4-2	7-5	118-32-1	78-72	196-104-1
vs. AFC	0-0	0-0	0-0	1-1	1-1	2-2	2-0	1-1	3-1	35-15	24-26	59-41
When scoring first	0-0	0-0	0-0	6-0	4-1	10-1	5-2	3-0	8-2	110-19-1	63-36	173-55-1
When Opponent scored first	1-0	0-0	1-0	0-2	0-3	0-5	0-1	2-3	2-4	42-28	39-62	81-90
In overtime	0-0	0-0	0-0	0-0	0-0	0-0	0-0	0-0	0-0	5-3-1	1-5	6-8-1
When leading after first quarter	0-0	0-0	0-0	5-0	1-1	6-1	5-2	3-1	8-3	94-14-1	54-24	148-38-1
When leading at halftime	0-0	0-0	0-0	6-0	2-1	8-1	5-0	3-0	8-0	121-9	79-27	200-36
When leading after third quarter	1-0	0-0	1-0	5-0	4-0	9-0	4-0	4-0	8-0	127-5	92-22	219-27
When trailing after first quarter	0-0	0-0	0-0	0-2	0-3	0-5	0-0	1-2	1-2	26-24	18-47	44-71
When trailing at halftime	1-0	0-0	0-0	0-2	1-3	1-5	0-2	2-3	2-5	23-32-1	19-61	42-93-1
When trailing after third quarter	0-0	0-0	0-0	0-2	0-4	0-6	1-3	1-3	2-6	16-39-1	7-75	23-114-1
When tied at halftime	0-0	0-0	0-0	0-0	1-0	1-0	0-1	0-0	0-1	9-6	4-9	13-15
On Thursday	0-0	0-0	0-0	1-0	0-0	1-0	0-1	1-0	1-1	5-1	5-7	10-8
On Friday	0-0	0-0	0-0	0-0	0-0	0-0	0-0	0-0	0-0	0-0	1-0	1-0
On Saturday	0-0	0-0	0-0	1-0	0-0	1-0	0-0	0-0	0-0	2-0	2-0	4-0
On Sunday/Early Games	0-0	0-0	0-0	2-0	2-1	4-1	1-1	1-1	2-2	92-25-1	47-47	139-72-1
On Sunday/Late Afternoon Games	1-0	0-0	1-0	1-2	0-1	1-3	2-0	3-1	5-1	29-13	23-22	52-35
On Sunday/Night Games	0-0	0-0	0-0	1-0	1-2	2-2	1-1	0-1	1-2	13-3	11-7	24-10
On Monday	0-0	0-0	0-0	0-0	1-0	1-0	1-0	0-0	1-0	12-6	12-13	24-19
When Packers had 100-yard rusher	0-0	0-0	0-0	1-0	1-0	2-0	2-1	1-0	3-1	39-10-1	30-9	69-19-1
When Packers had 100-yard receiver	0-0	0-0	0-0	6-0	2-2	8-2	2-1	2-0	4-1	75-16	45-34	120-50
When Packers had 300-yard passer	1-0	0-0	1-0	2-0	2-2	4-2	1-1	0-1	1-2	39-13	33-22	72-35
When Opponent had 100-yard rusher	0-0	0-0	0-0	0-1	0-2	0-3	2-0	1-1	3-1	25-21-1	20-30	45-51-1
When Opponent had 100-yard receiver	0-0	0-0	0-0	2-0	1-3	3-3	2-0	2-2	4-2	48-16	29-37	77-53
When Opponent had 300-yard passer	0-0	0-0	0-0	2-0	3-1	5-1	1-0	0-1	1-1	25-7	18-20	43-27

## TRANSACTIONS BY DATE

1/24	Signed C Jacob Flores, LB Reggie Gilbert, WR Antwan Goodley, LB Derrick Mathews, G Lucas Patrick, DT Brian Price, TE Beau Sandland and S Jermaine Whitehead	5/8	Signed LB Josh Letuligasenoa, CB Raysean Pringle, RB William Stanback, LB David Talley and S Aaron Taylor; Released WR Antwan Goodley and LS TAYBOR PEPPER	9/3	Signed LB Ahmad Brooks; Claimed LB Chris Odom off waivers from the Atlanta Falcons; Placed G/T Don Barclay on injured reserve; Traded LB Jayrone Elliott to the Dallas Cowboys;
1/27	Signed LS TAYBOR PEPPER	5/11	Signed CB Kevin King	9/3	Signed G Kofi Amichia, CB Donatello Brown, QB Joe Callahan, WR Michael Clark, LB Reggie Gilbert, DT Izaah Lunsford, LB Derrick Mathews, G/T Adam Pankey, S Jermaine Whitehead and WR DeAngelo Yancey to the practice squad
2/7	Released RB James Starks	5/19	Signed S Josh Jones		
2/8	Released CB Sam Shields	8/5	Signed TE Emanuel Byrd		
3/8	Re-signed P Jacob Schum	8/5	Placed CB Herb Waters on Injured Reserve		
3/9	Re-signed LB Nick Perry				
3/10	Re-signed T/G Don Barclay; Signed TE Martellus Bennett	8/8	Released DT Letroy Guion		
3/11	Signed TE Lance Kendricks	8/12	Signed LS Brett Goode		
3/14	Re-signed LB Jayrone Elliott	8/13	Placed TE Beau Sandland on Injured Reserve	9/5	Signed DT Quinton Dial; Released DT Christian Ringo.
3/15	Re-signed RB Joe Kerridge and LB Jordan Tripp; Signed CB Davon House		Claimed DE Shaneil Jenkins off waivers from the Seattle Seahawks.		
3/20	Re-signed LB Joe Thomas	8/15	Released DE Shaneil Jenkins		
3/23	Re-signed RB Christine Michael	8/28	Released LS Derek Hart, WR Colby Pearson and RB William Stanback		
3/24	Signed DT Ricky Jean Francois	9/2	Released G Kofi Amichia, CB Donatello Brown, TE Emanuel Byrd, QB Joe Callahan, LB Johnathan Calvin, WR Michael Clark, WR Montay Crockett, WR Malachi Dupre, G Thomas Evans, LB Reggie Gilbert, G Geoff Gray, LB Cody Heiman, DT Calvin Hertelou, QB Taysom Hill, CB Daquan Holmes, T Robert Lefl, LB Josh Letuligasenoa, DT Izaah Lunsford, LB Derrick Mathews, WR Max McCaffrey, G/T Adam Pankey, TE Aaron Peck, RB Kalif Phillips, DT Brian Price, CB Raysean Pringle, S Aaron Taylor, LB Jordan Tripp, S Jermaine Whitehead and WR DeAngelo Yancey; Placed LB Vince Biegel and CB Demetri Goodson on reserve/physically unable to perform; placed FB Joe Kerridge and LB David Talley on injured reserve; Placed WR Geronimo Allison on the reserve/suspended list		
3/29	Signed G Justin McCray				
3/31	Signed LS Derek Hart				
4/5	Re-signed RB Don Jackson				
4/11	Released CB Makinton Dorleant				
4/13	Re-signed DT Christian Ringo				
4/14	Re-signed WR Geronimo Allison				
4/26	Signed G Jahri Evans				
5/1	Released RB Don Jackson and RB Christine Michael				
5/5	Signed G Kofi Amichia, WR Malachi Dupre, RB Aaron Jones, RB Devante Mays and WR DeAngelo Yancey				
5/5	Signed CB Donatello Brown, LB Johnathan Calvin, WR Michael Clark, WR Montay Crockett, G Thomas Evans, G Geoff Gray, LB Cody Heiman, QB Taysom Hill, DT Izaah Lunsford, G/T Adam Pankey, TE Aaron Peck, RB Kalif Phillips, CB Lenzy Pipkins, CB David Rivers and P Justin Vogel				

## TRANSACTIONS BY PLAYER

<b>Allison, Geronimo - WR</b> 4/14/17 Re-signed 9/2/17 Placed on Reserve/Suspended List	<b>Guion, Letroy - DT</b> 8/8/17 Released	5/5/17 Signed 9/2/17 Released	5/5/17 Signed
<b>Amichia, Kofi - G</b> 5/5/17 Signed 9/2/17 Released 9/3/17 Signed to practice squad	<b>Gray, Geoff - G</b> 5/5/17 Signed 9/2/17 Released	9/3/17 Signed to practice squad	<b>Waters, Herb - CB</b> 8/5/17 Placed on Injured Reserve
<b>Barclay, Don - T/G</b> 3/10/17 Re-signed 9/3/17 Placed on Injured Reserve	<b>Hart, Derek - LS</b> 3/31/17 Signed 8/28/17 Released	<b>Patrick, Lucas - G</b> 1/24/17 Signed	<b>Whitehead, Jermaine - S</b> 1/24/17 Signed
<b>Bennett, Martellus - TE</b> 3/10/17 Signed	<b>Heiman, Cody - LB</b> 5/5/17 Signed 9/2/17 Released	<b>Pearson, Colby - WR</b> 8/28/17 Released	<b>Yancey, DeAngelo - WR</b> 5/5/17 Signed 9/2/17 Released 9/3/17 Signed to practice squad
<b>Brown, Donatello - CB</b> 5/5/17 Signed 9/2/17 Released 9/3/17 Signed to practice squad	<b>Hill, Taysom - QB</b> 5/5/17 Signed 9/2/17 Released	<b>Peck, Aaron - TE</b> 5/5/17 Signed 9/2/17 Released	
<b>Byrd, Emanuel - TE</b> 8/5/17 Signed 9/2/17 Released	<b>House, Davon - CB</b> 3/15/17 Signed	<b>Pepper, Taybor - LS</b> 1/27/17 Signed 5/8/17 Released	
<b>Calvin, Johnathan - LB</b> 5/5/17 Signed 9/2/17 Released	<b>Jackson, Don - RB</b> 4/5/17 Re-signed 5/1/17 Released	<b>Perry, Nick - LB</b> 3/9/17 Re-signed	
<b>Clark, Michael - WR</b> 5/5/17 Signed 9/2/17 Released 9/3/17 Signed to practice squad	<b>Jean Francois, Ricky - DT</b> 3/24/17 Signed	<b>Phillips, Kalif - RB</b> 5/5/17 Signed 9/2/17 Released	
<b>Crockett, Montay - WR</b> 5/5/17 Signed 9/2/17 Released	<b>Jenkins, Shaneil - DE</b> 8/13/17 Claimed off waivers from SEA 5/5/17 Released	<b>Pringle, Raysean - CB</b> 5/8/17 Signed	
<b>Dorleant, Makinton - CB</b> 4/11/17 Released	<b>Jones, Aaron - RB</b> 5/5/17 Signed	<b>Ringo, Christian - DT</b> 4/13/17 Re-signed 9/5/17 Released	
<b>Dial, Quinton - DT</b> 9/5/17 Signed	<b>Jones, Josh - S</b> 5/19/17 Signed	<b>Rivers, David - CB</b> 5/5/17 Signed	
<b>Dupre, Malachi - WR</b> 5/5/17 Signed 9/2/17 Released	<b>Kendricks, Lance - TE</b> 3/11/17 Signed	<b>Sandland, Beau - TE</b> 1/24/17 Re-signed 8/13/17 Placed on Injured Reserve	
<b>Elliott, Jayrone - LB</b> 3/14/17 Re-signed 9/3/17 Traded to DAL	<b>Kerridge, Joe - FB</b> 3/15/17 Re-signed 9/2/17 Placed on Injured Reserve	<b>Schum, Jacob - P</b> 3/8/17 Re-signed	
<b>Evans, Jahri - G</b> 4/26/17 Signed	<b>King, Kevin - CB</b> 5/11/17 Signed	<b>Shields, Sam - CB</b> 2/8/17 Released	
<b>Evans, Thomas - G</b> 5/5/17 Signed	<b>Letuligasenoa, Josh - LB</b> 5/8/17 Signed 9/2/17 Released	<b>Stanback, William - RB</b> 5/8/17 Signed 8/28/17 Released	
<b>Flores, Jacob - C</b> 1/24/17 Signed	<b>Lunsford, Izaah - DT</b> 5/5/17 Signed 9/2/17 Released 9/3/17 Signed to practice squad	<b>Starks, James - RB</b> 2/7/17 Released	
<b>Gilbert, Reggie - LB</b> 1/24/17 Signed 9/2/17 Released 9/3/17 Signed to practice squad	<b>Mathews, Derrick - LB</b> 1/24/17 Signed 9/2/17 Released 9/3/17 Signed to practice squad	<b>Talley, David - LB</b> 5/8/17 Signed 9/2/17 Placed on Injured Reserve	
<b>Goode, Brett - LS</b> 8/12/17 Signed	<b>Mays, Devante - RB</b> 5/5/17 Signed	<b>Taylor, Aaron - S</b> 5/8/17 Signed 9/2/17 Released	
<b>Goodley, Antwan - WR</b> 1/24/17 Signed 5/8/17 Released	<b>McCray, Justin - G</b> 3/29/17 Signed	<b>Thomas, Joe - LB</b> 3/20/17 Re-signed	
	<b>Michael, Christine - RB</b> 3/23/17 Re-signed 5/1/17 Released	<b>Tripp, Jordan - LB</b> 3/15/17 Re-signed 9/2/17 Released	
	<b>Pankey, Adam - G/T</b>	<b>Vogel, Justin - P</b>	

## THE LAST TIME

### Regular-Season Games Only

#### RUSHING

##### 200 Yards Rushing, Individual

BY PACKERS — Ahman Green, Dec. 28, 2003, vs. Denver (218 yards)  
BY OPPONENT — Adrian Peterson, Dec. 2, 2012, vs. Minnesota (210 yards)

##### 100 Yards Rushing, Individual

BY PACKERS — Ty Montgomery, Dec. 18, 2016, at Chicago (162 yards)  
BY OPPONENT — Robert Kelley, Nov. 20, 2016, at Washington (137 yards)

##### 100 Yards Rushing, Individual, One Half

BY PACKERS — Ty Montgomery, Dec. 18, 2016, at Chicago (123 yards in first half)  
BY OPPONENT — Robert Kelley, Nov. 20, 2016, at Washington (102 yards in second half)

##### 100 Yards Rushing and Receiving, Individual

BY PACKERS — Never  
BY OPPONENT — Darrin Nelson, Nov. 13, 1983, at Minnesota (119 yards rushing, 137 receiving)

##### Two 100-Yard Rushers

BY PACKERS — Ryan Grant (106 yards) and DeShawn Wynn (106 yards), Dec. 28, 2008, vs. Detroit  
BY OPPONENT — Tony Dorsett (149 yards) and Robert Newhouse (101 yards), Nov. 12, 1978, vs. Dallas at Milw.

##### Two 100-Yard Rushers and Two 100-Yard Receivers

BY PACKERS — Ryan Grant (106 yards) and DeShawn Wynn (106), Dec. 28, 2008, vs. Detroit, Donald Driver (111 yards) and Greg Jennings (101 yards), Dec. 28, 2008, vs. Detroit\*  
BY OPPONENT — Never  
\*First time in NFL history

##### Four Touchdowns Rushing, Individual

BY PACKERS — Dorsey Levens, Jan. 2, 2000, vs. Arizona (8, 1, 5, 1 yards)  
BY OPPONENT — DeAngelo Williams, Nov. 30, 2008, vs. Carolina (1, 1, 1, 1 yards)

##### Three Touchdowns Rushing, Individual

BY PACKERS — Ahman Green, Oct. 20, 2002, vs. Washington (24, 2, 8 yards)  
BY OPPONENT — Robert Kelley, Nov. 20, 2016, at Washington (10, 1, 4 yards)

##### Two Touchdowns Rushing, Individual

BY PACKERS — Ty Montgomery, Dec. 18, 2016, at Chicago (4, 3 yards)  
BY OPPONENT — Robert Kelley, Nov. 20, 2016, at Washington (10, 1, 4 yards)

#### PASSING

##### 400 Yards Passing, Individual

BY PACKERS — Aaron Rodgers, Oct. 26, 2014, at New Orleans (418 yards)  
BY OPPONENT — Philip Rivers, Oct. 18, 2015, vs. San Diego (503 yards)

##### 300 Yards Passing, Individual

BY PACKERS — Aaron Rodgers, Sept. 10, 2017, vs. Seattle (311 yards)  
BY OPPONENT — Matthew Stafford, Jan. 1, 2017, at Detroit (347 yards)

##### Six Touchdown Passes, Individual

BY PACKERS — Aaron Rodgers, Nov. 9, 2014, vs. Chicago (1, 4, 73, 40, 56, 18 yards)  
BY OPPONENT — Tommy Kramer, Sept. 28, 1986, at Minnesota (23, 13, 36, 2, 17, 7 yards)

##### Five Touchdown Passes, Individual

BY PACKERS — Aaron Rodgers, Sept. 28, 2015, vs. Kansas City (8, 3, 27, 4, 4, 4 yards)  
BY OPPONENT — Matthew Stafford, Jan. 1, 2012, vs. Detroit (8, 13, 2, 5, 12 yards)

##### Four Touchdown Passes, Individual

BY PACKERS — Aaron Rodgers, Jan. 1, 2017, at Detroit (7, 3, 10, 9 yards)  
BY OPPONENT — Marcus Mariota, Nov. 13, 2016, at Tennessee (9, 32, 6, 33 yards)

##### Three Touchdown Passes, Individual

BY PACKERS — Aaron Rodgers, Jan. 1, 2017, at Detroit (7, 3, 10, 9 yards)  
BY OPPONENT — Sam Bradford, Dec. 24, 2016, vs. Minnesota (71, 3, 8 yards)

##### Six Interceptions Thrown, Individual

BY PACKERS — Tom O'Malley, Sept. 17, 1950, vs. Detroit  
BY OPPONENT — Don Horn, Sept. 26, 1971, vs. Denver at Milw.

##### Five Interceptions Thrown, Individual

BY PACKERS — Brett Favre, Oct. 30, 2005, at Cincinnati  
BY OPPONENT — Russell Wilson, Dec. 11, 2016, vs. Seattle

##### Four Interceptions Thrown, Individual

BY PACKERS — Brett Favre, Dec. 25, 2005, vs. Chicago  
BY OPPONENT — Russell Wilson, Dec. 11, 2016, vs. Seattle

#### RECEIVING

##### 10 or More Receptions, Individual

BY PACKERS — Jordy Nelson, Nov. 13, 2016, at Tennessee (12 receptions)  
BY OPPONENT — Adam Thielen, Dec. 24, 2016, vs. Minnesota (12 receptions)

##### 200 Yards Receiving, Individual

BY PACKERS — Jordy Nelson, Sept. 14, 2014, vs. N.Y. Jets (209 yards)  
BY OPPONENT — Adam Thielen, Dec. 24, 2016, vs. Minnesota (202 yards)

##### 100 Yards Receiving, Individual

BY PACKERS — Jordy Nelson, Dec. 24, 2016, vs. Minnesota (154 yards)  
BY OPPONENT — Adam Thielen, Dec. 24, 2016, vs. Minnesota (202 yards)

##### 100 Yards Receiving, One Half, Individual

BY PACKERS — Jordy Nelson, Dec. 24, 2016, vs. Minnesota (145 yards in first half)  
BY OPPONENT — Adam Thielen, Dec. 24, 2016, vs. Minnesota (142 yards in first half)

##### Two 100-Yard Receivers

BY PACKERS — Davante Adams (156 yards) and Jordy Nelson (126 yards), Nov. 13, 2016, at Tennessee  
BY OPPONENT — Deonte Thompson (110 yards) and Cameron Meredith (104 yards), Dec. 18, 2016, at Chicago

##### Four Touchdown Receptions, Individual

BY PACKERS — Sterling Sharpe, Nov. 24, 1994, at Dallas (1, 36, 30, 5 yards)  
BY OPPONENT — Never

##### Three Touchdown Receptions, Individual

BY PACKERS — Randall Cobb, Sept. 28, 2015, vs. Kansas City (3, 4, 4 yards)  
BY OPPONENT — Vincent Jackson, Nov. 6, 2011, at San Diego (23, 5, 29 yards)

##### Two Touchdown Receptions, Individual

BY PACKERS — Davante Adams, Jan. 1, 2017, at Detroit (3, 9 yards)  
BY OPPONENT — Adam Thielen, Dec. 24, 2016, vs. Minnesota (71, 8 yards)

#### INTERCEPTIONS

##### Four Interceptions, Individual

BY PACKERS — Willie Buchanon, Sept. 24, 1978, at San Diego  
BY OPPONENT — Never

##### Three Interceptions, Individual

BY PACKERS — Tom Flynn, Oct. 28, 1984, vs. Detroit  
BY OPPONENT — Vencie Glenn, Dec. 27, 1992, at Minnesota

##### Two Interceptions, Individual

BY PACKERS — Ha Ha Clinton-Dix, Dec. 18, 2016, at Chicago  
BY OPPONENT — Janoris Jenkins, Oct. 9, 2016, vs. N.Y. Giants

##### Interception Returned for Touchdown

BY PACKERS — Damarious Randall, Dec. 20, 2015, at Oakland (43 yards)  
BY OPPONENT — Cortez Allen, Dec. 22, 2013, vs. Pittsburgh (40 yards)

#### TOUCHDOWNS

##### Five Touchdowns, Individual

BY PACKERS — Paul Hornung, Dec. 12, 1965, at Baltimore (2-, 9-, 3-yard runs; 50-, 65-yard receptions)  
BY OPPONENT — Never

##### Four Touchdowns, Individual

BY PACKERS — Dorsey Levens, Jan. 2, 2000, vs. Arizona (8-, 1-, 5-, 1-yard runs)  
BY OPPONENT — DeAngelo Williams, Nov. 30, 2008, vs. Carolina (1-, 1-, 1-, 1-yard runs)

##### Three Touchdowns, Individual

BY PACKERS — Randall Cobb, Sept. 28, 2015, vs. Kansas City (3-, 4-, 4-yard receptions)  
BY OPPONENT — Robert Kelley, Nov. 20, 2016, at Washington (10-, 1-, 4-yard runs)

## THE LAST TIME

### **FIELD GOALS/PATS**

#### **Five Field Goals Made, Individual**

BY PACKERS — Mason Crosby, Nov. 22, 2015, at Minnesota (42, 47, 40, 42, 52 yards)  
BY OPPONENT — Dan Bailey, Dec. 15, 2013, at Dallas (47, 23, 43, 50, 50 yards)

#### **Four Field Goals Made, Individual**

BY PACKERS — Mason Crosby, Nov. 22, 2015, at Minnesota (42, 47, 40, 42, 52 yards)  
BY OPPONENT — Dan Carpenter, Dec. 14, 2014, at Buffalo (27, 51, 35, 48 yards)

#### **60-Yard Field Goal**

BY PACKERS — Never  
BY OPPONENT — David Akers, Sept. 9, 2012, vs. San Francisco (63 yards)

#### **50-Yard Field Goal**

BY PACKERS — Mason Crosby, Jan. 1, 2017, at Detroit (53 yards)  
BY OPPONENT — Matt Prater, Jan. 1, 2017, at Detroit (54 yards)

#### **Blocked Field-Goal Attempt**

BY PACKERS — Datone Jones, Oct. 11, 2015, vs. St. Louis (50-yard Greg Zuerlein attempt)  
BY OPPONENT — Akiem Hicks, Oct. 20, 2016, vs. Chicago (31-yard Mason Crosby attempt)

#### **Two-Point Conversion**

BY PACKERS — Aaron Rodgers, Oct. 30, 2016, at Atlanta  
BY OPPONENT — Travis Kelce, Sept. 28, 2015, vs. Kansas City (pass from Alex Smith)

#### **Point After Touchdown Missed**

BY PACKERS — Mason Crosby, Jan. 1, 2017, at Detroit (third attempt, wide right)  
BY OPPONENT — Kai Forbath, Dec. 24, 2016, vs. Minnesota (second attempt, hit right upright)

#### **Blocked Point After Touchdown**

BY PACKERS — Datone Jones, Sept. 22, 2013, at Cincinnati (Mike Nugent, fourth attempt)  
BY OPPONENT — Ra'Shede Hageman, Dec. 8, 2014, vs. Atlanta (Mason Crosby, fifth attempt)

### **PUNTING**

#### **70-Yard Punt**

BY PACKERS — Tim Masthay, Dec. 18, 2011, at Kansas City (71 yards)  
BY OPPONENT — Jon Ryan, Sept. 24, 2012, at Seattle (73 yards)

#### **60-Yard Punt**

BY PACKERS — Jacob Schum, Nov. 6, 2016, vs. Indianapolis (65 yards)  
BY OPPONENT — Pat McAfee, Nov. 6, 2016, vs. Indianapolis (67 yards)

#### **Blocked Punt**

BY PACKERS — Jamari Lattimore, Nov. 4, 2013, vs. Chicago (Adam Podlesh, punter)  
BY OPPONENT — Bryan Braman, Nov. 16, 2014, vs. Philadelphia (Tim Masthay, punter)

#### **10 Punts, Individual**

BY PACKERS — Jon Ryan, Nov. 19, 2006, vs. New England (10 punts; 459 yards)  
BY OPPONENT — Chris Kluwe, Dec. 21, 2006, vs. Minnesota (10 punts; 434 yards)

#### **No Punts**

BY PACKERS — Oct. 26, 2014, at New Orleans  
BY OPPONENT — Oct. 26, 2014, at New Orleans

### **OTHER SPECIAL TEAMS**

#### **Kickoff Returned for Touchdown**

BY PACKERS — Randall Cobb, Sept. 8, 2011, vs. New Orleans (108 yards)  
BY OPPONENT — Jordan Todman, Nov. 6, 2016, vs. Indianapolis (99 yards)

#### **Punt Returned for Touchdown**

BY PACKERS — Micah Hyde, Dec. 28, 2014, vs. Detroit (55 yards)  
BY OPPONENT — Marcus Thigpen, Dec. 14, 2014, at Buffalo (75 yards)

#### **Blocked (Opponent) Field Goal Returned for Touchdown**

BY PACKERS — Willie Buchanon, Dec. 17, 1972, at New Orleans (57 yards)  
BY OPPONENT — Shawn Springs, Nov. 1, 1999, vs. Seattle (61 yards)

#### **Blocked Punt Returned for Touchdown**

BY PACKERS — Dezman Moses, Oct. 28, 2012, vs. Jacksonville (0 yards; Bryan Anger, punter)  
BY OPPONENT — DeVier Posey, Oct. 14, 2012, at Houston (0 yards; Tim Masthay, punter)

#### **Recovered Own Onside Kick Attempt**

BY PACKERS — Damarius Randall, Nov. 15, 2015, vs. Detroit (Mason Crosby, kicker)  
BY OPPONENT — Jayron Kearsse, Dec. 24, 2016, vs. Minnesota (Kai Forbath, kicker)

### **OTHER DEFENSE**

#### **Shutout Posted**

BY PACKERS — Oct. 31, 2010, at N.Y. Jets (9-0)  
BY OPPONENT — Nov. 19, 2006, vs. New England (35-0)

#### **Fumble Returned for Touchdown**

BY PACKERS — Casey Hayward, Nov. 16, 2014, vs. Philadelphia (49 yards)  
BY OPPONENT — Leonard Floyd, Oct. 20, 2016, vs. Chicago (0 yards)

#### **Safety Scored**

BY PACKERS — Team, Dec. 28, 2014, vs. Detroit (Matthew Stafford penalized for intentional grounding in end zone)  
BY OPPONENT — Malik Jackson, Nov. 1, 2015, at Denver (Richard Rodgers tackled in end zone)

#### **Five Sacks, Individual**

BY PACKERS — Vonnie Holliday, Dec. 22, 2002, vs. Buffalo  
BY OPPONENT — Antwan Odom, Sept. 20, 2009, vs. Cincinnati

#### **Four Sacks, Individual**

BY PACKERS — Kabeer Gbaja-Biamila, Jan. 2, 2005, at Chicago  
BY OPPONENT — Chris Clemons, Sept. 24, 2012, at Seattle

#### **Three Sacks, Individual**

BY PACKERS — A.J. Hawk, Oct. 13, 2013, at Baltimore  
BY OPPONENT — Dwight Freeney, Dec. 27, 2015, at Arizona

### **MISCELLANEOUS**

#### **No Penalties**

BY PACKERS — Nov. 4, 2013, vs. Chicago  
BY OPPONENT — Dec. 14, 1997, at Carolina

#### **Game Without Touchdown**

BY PACKERS — Dec. 12, 2010, at Detroit  
BY OPPONENT — Sept. 10, 2017, vs. Seattle

#### **50 Points, Game**

BY PACKERS — 53, Nov. 16, 2014, vs. Philadelphia  
BY OPPONENT — 51, Nov. 24, 2008, at New Orleans

#### **40 Points, Game**

BY PACKERS — 43, Dec. 8, 2014, vs. Atlanta  
BY OPPONENT — 42, Nov. 20, 2016, at Washington

#### **500 Yards Total Offense**

BY PACKERS — 502, Dec. 8, 2014, vs. Atlanta  
BY OPPONENT — 515, Nov. 20, 2016, at Washington

#### **Tie Game**

Green Bay 26, Minnesota 26, Nov. 24, 2013

GREEN BAY, Wis. (AP) — Mike Daniels can be a man of few words. The defensive lineman's play on the football field speaks volumes as to how important he has become to the Green Bay Packers.

Daniels' strip-sack of Russell Wilson deep in Seattle territory in the third quarter set up Ty Montgomery's 6-yard touchdown run on the play to spark the Packers' 17-9 win on Sunday over the Seahawks.

A marquee season opener between two NFL heavyweights turned into a defensive slugfest, with Daniels landing the momentum-swinging punch. No talk about double moves or stunts. Daniels said he just hit-hot heat guard Luke Joeckel to wreak havoc in the backfield.

Packers QB Aaron Rodgers was 28 of 42 for 311 yards and added a 32-yard touchdown pass to Jordy Nelson to make it an eight-point game late in the third quarter. Rodgers went deep to his favorite receiver on a free play that was extended after Seattle was flagged for having too many men on the field.

But the Green Bay defense fueled the victory.

Seattle managed just three field goals. Wilson was held to 14 of 27 for 158 yards. The Packers held decisive edges in total yardage (370-225) and first downs (26-12). Green Bay held the ball for 39 minutes.

Rodgers' regular-season streak of passes without an interception ended at a career-high 251. The Seahawks' defense, reinforced by the return of safety Earl Thomas, bottled up receivers from making many big plays and put plenty of pressure on Rodgers.

But the Packers started denting Seattle with runs or quick passes to Nelson, Randall Cobb and Montgomery in the second half, chewing up clock in the process.

The Packers again found a way to contain the Seahawks' dual-threat quarterback at Lambeau Field. He was 14 of 27 for 158 yards, and ran for 40 yards on the same field. Wilson threw the interceptions — three of which deflected off the hands of receivers — in a 38-10 loss.

In December on the same field, Wilson threw the interceptions — he threw a punch during a scrum with Packers receiver Davante Adams.

The tussle occurred around the Packers' 30 during a play in which Nazair Jones intercepted Rodgers at 9:25 of the first quarter. It was Rodgers' first interception since Nov. 13, 2016, at Tennessee.

**OFFICIALS** — Referee: John Parry (132); Umpire: Mark Pellis (131). Down Judge: Michael Spanier (90). Line Judge: Jeff Seaman (45). Field Judge: David Maslow (118); Side Judge: Keith Washington (7); Back Judge: Perry Paganelli (46); Replay Official: James Oldham

**STARTING LINEUPS**

Seattle Seahawks		Green Bay Packers	
WR 89 D.Davidson	LDE 72 M.Bennett	WR 87 J.Nelson	DE 94 D.Lowry
LT 78 L.Joeckel	LDLT 90 J.Freed	LT 69 D.Sarkharian	NT 97 K.Clark
LG 68 M.Givonski	RDT 91 S.Richardson	LG 63 L.Taylor	DT 76 M.Daniels
C 63 J.Britt	RDE 56 C.Ahli	63 C.Linsley	DT 52 C.Matthews
RG 62 T.Gavin	OLB 52 T.Gavin	RG 73 J.Evans	LB 47 J.Ryan
RT 76 G.Galeti	MLB 54 B.Wagner	LB 68 K.Murphy	ILB 50 B.Martinez
TE 88 J.Graham	OLB 50 K.Wright	TE 80 M.Bennett	ROLB 53 N.Perry
WR 10 P.Richardson	LCB 25 R.Sherran	WR 18 R.Cobb	LCB 31 D.House
QB 8 R.Wilson	RCB 20 J.Lane	WR 17 D.Adams	ROB 23 D.Handall
FB 38 T.Wadden	SS 31 K.Chancellor	QB 12 A.Rodgers	SS 42 M.Burnett
RB 32 C.Carlson	FS 29 E.Thomas	RB 88 T.Montgomery	RB 21 H.Cinton-Dix

**GREEN BAY SUBSTITUTIONS** — K 2 M.Crosby, P 8 J.Vogel, WR 11 T.Davis, CB 20 K.King, FB 22 A.Ripkowski, CB 24 O.Rollins, S 25 M.Evans, S 27 J.Jones, S 29 K.Brice, RB 30 J.Williams, RB 32 J.McGuire, LB 36 L.Cutler, LB 48 J.Thomas, LB 51 K.Fackell, LB 55 A.Brooks, LS 61 B.Goode, G 64 J.McCray, T 78 J.Spriggs, TE 82 R.Rodgers, WR 83 J.Liams, TE 84 L.Kendricks, LB 98 C.Odom, DT 99 R.Jean Francois, **DID NOT PLAY** — QB 7 B.Handley, **INACTIVES** — CB 28 J.Hawkins, RB 33 A.Jones, CB 41 L.Pipkins, G 62 L.Patrick, T 75 B.Bulaga, DT 90 M.Adams, DT 91 O.Dial.

Seattle Seahawks		Green Bay Packers	
WR 89 D.Davidson	LDE 72 M.Bennett	WR 87 J.Nelson	DE 94 D.Lowry
LT 78 L.Joeckel	LDLT 90 J.Freed	LT 69 D.Sarkharian	NT 97 K.Clark
LG 68 M.Givonski	RDT 91 S.Richardson	LG 63 L.Taylor	DT 76 M.Daniels
C 63 J.Britt	RDE 56 C.Ahli	63 C.Linsley	DT 52 C.Matthews
RG 62 T.Gavin	OLB 52 T.Gavin	RG 73 J.Evans	LB 47 J.Ryan
RT 76 G.Galeti	MLB 54 B.Wagner	LB 68 K.Murphy	ILB 50 B.Martinez
TE 88 J.Graham	OLB 50 K.Wright	TE 80 M.Bennett	ROLB 53 N.Perry
WR 10 P.Richardson	LCB 25 R.Sherran	WR 18 R.Cobb	LCB 31 D.House
QB 8 R.Wilson	RCB 20 J.Lane	WR 17 D.Adams	ROB 23 D.Handall
FB 38 T.Wadden	SS 31 K.Chancellor	QB 12 A.Rodgers	SS 42 M.Burnett
RB 32 C.Carlson	FS 29 E.Thomas	RB 88 T.Montgomery	RB 21 H.Cinton-Dix

Team	Qtr	Time	Play Description (Extra Point/Drive Info)	Score
Seattle Seahawks	3	10:33	T.Montgomery 6 yd. run (M.Crosby kick) (1-6, 0:06)	3-0
Packers	3	4:20	B.Walsh 21 yd. field goal (11-71, 6:13)	3-3
Seahawks	3	0:17	J.Nelson 32 yd. pass from A.Rodgers (M.Crosby kick) (9-75, 4:03)	6-3
Packers	4	8:01	M.Crosby 40 yd. field goal (12-53, 5:37)	6-6
Seahawks	4	6:17	B.Walsh 41 yd. field goal (7-52, 1:44)	9-6

Seattle Seahawks		Green Bay Packers															
<b>RUSHING</b>	<b>ATT</b> <b>YDS</b> <b>AVG</b> <b>LG</b> <b>TD</b>	<b>RUSHING</b>	<b>ATT</b> <b>YDS</b> <b>AVG</b> <b>LG</b> <b>TD</b>														
R.Wilson	2	40	20.0	29	0	T.Montgomery	19	54	2.8	8	1						
C.Carlson	6	39	6.5	30	0	A.Rodgers	7	21	3.0	13	0						
C.Prosise	4	11	2.8	8	0	J.Williams	2	9	4.5	6	0						
E.Lay	5	3	0.6	6	0												
D.Baldwin	1	90	-3.0	-3	0												
Total	28	190	5.0	30	0	Total	28	84	3.0	13	1						
<b>PASSING</b>	<b>ATT</b> <b>CMPT</b> <b>YDS</b> <b>SKYD</b> <b>TD</b> <b>LG</b> <b>INT</b> <b>RT</b>	<b>PASSING</b>	<b>ATT</b> <b>CMPT</b> <b>YDS</b> <b>SKYD</b> <b>TD</b> <b>LG</b> <b>INT</b> <b>RT</b>														
R.Wilson	27	14	158	3:23	0	34	0	69.7	A.Rodgers	42	28	311	4:25	1	321	1	86.5
Total	27	14	158	3:23	0	34	0	69.7	Total	42	28	311	4:25	1	321	1	86.5
<b>PASS RECEIVING</b>	<b>NO</b> <b>YDS</b> <b>AVG</b> <b>LG</b> <b>TD</b>	<b>PASS RECEIVING</b>	<b>NO</b> <b>YDS</b> <b>AVG</b> <b>LG</b> <b>TD</b>														
D.Baldwin	4	63	15.8	34	0	R.Cobb	9	85	9.4	29	0						
F.Richardson	4	59	14.8	28	0	J.Nelson	4	79	19.8	32	1						
J.Graham	3	8	2.7	8	0	D.Montgomery	4	39	9.8	20	1						
Carlson	1	10	10.0	10	0	D.Adams	3	37	12.3	20	0						
M.Burnett	1	10	10.0	10	0	M.Burnett	3	43	14.3	28	0						
T.Lockett	1	8	8.0	8	0	L.Kendricks	2	18	9.0	18	0						
Total	14	158	11.3	34	0	Total	28	311	11.1	321	1						
<b>INTERCEPTIONS</b>	<b>NO</b> <b>YDS</b> <b>AVG</b> <b>LG</b> <b>TD</b>	<b>INTERCEPTIONS</b>	<b>NO</b> <b>YDS</b> <b>AVG</b> <b>LG</b> <b>TD</b>														
N.Jones	1	24	24.0	24	0												
Total	1	24	24.0	24	0	Total	0	--	--								
<b>PUNTING</b>	<b>NO</b> <b>YDS</b> <b>AVG</b> <b>NET</b> <b>TB</b> <b>N20</b> <b>LG</b>	<b>PUNTING</b>	<b>NO</b> <b>YDS</b> <b>AVG</b> <b>NET</b> <b>TB</b> <b>N20</b> <b>LG</b>														
J.Ryan	6	275	45.8	45.8	0	4	59	J.Vogel	5	219	43.8	42.4	0	1	57		
Total	6	275	45.8	45.8	0	4	59	Total	5	219	43.8	42.4	0	1	57		
<b>PUNT RETURNS</b>	<b>NO</b> <b>YDS</b> <b>AVG</b> <b>FC</b> <b>LG</b> <b>TD</b>	<b>PUNT RETURNS</b>	<b>NO</b> <b>YDS</b> <b>AVG</b> <b>FC</b> <b>LG</b> <b>TD</b>														
T.Lockett	1	7	7.0	4	7	0											
Returns	1	7	7.0	4	7	0											
<b>KICK RETURNS</b>	<b>NO</b> <b>YDS</b> <b>AVG</b> <b>FC</b> <b>LG</b> <b>TD</b>	<b>KICK RETURNS</b>	<b>NO</b> <b>YDS</b> <b>AVG</b> <b>FC</b> <b>LG</b> <b>TD</b>														
T.Lockett	3	91	30.3	0	43	0											
Returns	3	91	30.3	0	43	0											
<b>FUMBLES</b>	<b>Fum</b> <b>Lost</b> <b>Rec</b> <b>Yds</b> <b>TD</b> <b>FF</b> <b>Rec</b> <b>Yds</b> <b>TD</b> <b>Bs</b>	<b>FUMBLES</b>	<b>Fum</b> <b>Lost</b> <b>Rec</b> <b>Yds</b> <b>TD</b> <b>FF</b> <b>Rec</b> <b>Yds</b> <b>TD</b> <b>Bs</b>														
R.Wilson	1	1	0	0	0	0	0	0	0	0	0	0	0	0	0	0	
Total	1	1	0	0	0	0	0	0	0	0	0	0	0	0	0	0	

Team	FGs - PATs	Net Punting	Total Return Yards	No. and Yards Kickoff Returns	No. and Yards Interception Returns	Penalties Number and Yards	Fumbles Number and Lost	Touchdowns	Rushing	Extra Points Made-Attempts	Field Goals Made-Attempts	Red-Zone Efficiency	Goal-To-Go Efficiency	Safety Score	Kickoffs Number and Average	Punts Number and Average
Seattle Seahawks	12	26	458	8	16	3	0	1	158	0-0	3-23	0-100%	42-28-1	6-2	3-3-3	6-45.8
Green Bay Packers	0	26	458	16	0	1	0	2	42	0-0	3-3	0-100%	42-28-1	9	3-3-3	6-45.8



# 2017 UPDATED BIOGRAPHIES

THROUGH WEEK 1

## **17 Davante Adams, WR, 4th Year, Fresno State**

- Posted career highs for receptions (75), receiving yards (997) and receiving TDs (12) last season, finishing tied for No. 2 in the NFL in TD catches behind teammate Jordy Nelson (14).
- Registered at least one TD catch in nine games last season, tied for No. 2 in the league behind Nelson (11), and recorded a career-high four 100-yard receiving games and a career-best 10 catches of 25-plus yards.
- Had 13 catches in Week 7 vs. Chicago and 12 receptions in Week 8 at Atlanta last season, becoming the first player in team history to register 12-plus catches in back-to-back games.
- Posted 163 receptions from 2014-16, the fourth most in franchise history by a player in his first three NFL seasons behind WRs Sterling Sharpe (212), Greg Jennings (178) and James Lofton (171).

►**Vs. Seattle (Sept. 10):** Started and played 67 snaps, finishing with three receptions for 47 yards (15.7 avg.), with all three of his receptions picking up first downs...Late in the second quarter, came across the field to make a 21-yard reception near the sideline in front of S Kam Chancellor at the Seattle 46 to convert a third-and-17.

## **90 Montravius Adams, DT, Rookie, Auburn**

- Earned first-team All-Southeastern Conference honors from *The Associated Press* as a senior in 2016 after recording 44 tackles (26 solo), 8½ tackles for a loss, 4½ sacks, a forced fumble, two fumble recoveries (one for a TD) and an interception.
- Was named second-team All-America by *AP*, the American Football Coaches Association and CBS Sports in 2016. Also was a semifinalist for the Rotary Lombardi Award.
- Earned third-team All-SEC honors from *AP* as a junior in 2015 after posting 44 tackles (16 solo), three tackles for a loss, two sacks and two forced fumbles.

►**Vs. Seattle (Sept. 10):** Inactive (foot).

## **69 David Bakhtiari, T, 5th Year, Colorado**

- Was selected to his first career Pro Bowl in 2016, having initially been named a first alternate before being selected as an injury replacement for Eagles T Jason Peters.
- Earned second-team All-Pro honors from *The Associated Press* last season, the first Green Bay tackle to receive All-Pro recognition from *AP* since Forrest Gregg (first-team selection) in 1967.
- Started all 62 games he played in at left tackle for the Packers in his first four seasons in the league, the most on Green Bay's offensive line over that span (2013-16).
- In 2013, became the first rookie to start every game at LT for Green Bay since the league went to a 16-game schedule in 1978.

►**Vs. Seattle (Sept. 10):** Started at LT and played all 82 snaps, helping the offense rack up 26 first downs, the top mark by the Packers in a season opener since 2002 (29 vs. Atlanta), and a 39:13 time of possession, the best mark by Green Bay since Week 7 last season vs. Chicago (39:36)... Helped protect QB Aaron Rodgers as he threw for 311 yards and a TD on 28-of-42 passing.

## **80 Martellus Bennett, TE, 10th Year, Texas A&M**

- Has posted 50-plus receptions in each of the last five seasons (2012-16), one of only three tight ends in the league (Greg Olsen, Jason Witten) to do so over that span.
- Among tight ends, ranks No. 4 in the NFL in catches (321), No. 6 in receiving yards (3,484) and tied for No. 6 in TD catches (26) since 2012.
- Has played in all 16 games in four of the last five seasons and in six of his nine seasons in the league.
- Posted a career-high three 100-yard receiving games last season with the Patriots, tied for No. 2 in the NFL among TEs, and a career-best seven TD catches, tied for No. 3 in the league among TEs.
- Registered a career-high 90 receptions with the Chicago Bears in 2014, the most among NFL tight ends that season, on his way to earning Pro Bowl recognition. The reception total set a single-season franchise record for TEs and his yardage total ranks No. 2 among TEs in team history.

►**Vs. Seattle (Sept. 10):** Started and played 67 snaps, posting three receptions for 43 yards (14.3 avg.), highlighted by his 26-yard grab late in the fourth quarter that clinched the victory...Caught a pass in the flat from QB Aaron Rodgers and took it down the sideline to the Seattle 24 for a first down, staying in bounds as the clock wound down to the two-minute warning with the Seahawks out of timeouts.

## **29 Kentrell Brice, S, 2nd Year, Louisiana Tech**

- Was one of five rookie free agents to make Green Bay's Week 1 roster and joined S Marwin Evans as the only rookie free agents to play in all 16 regular-season games and three postseason contests for the Packers in 2016.

• Appeared in all 16 games with one start in 2016, recording 15 tackles (all solo), a pass defended and a fumble recovery.

• Ranked No. 4 on the team with eight special teams tackles during the regular season and No. 3 on the team with three tackles on special teams in the playoffs.

►**Vs. Seattle (Sept. 10):** Appeared on 47 of 49 plays on defense, posting two tackles (both solo), a pass defended and a QB pressure...Helped limit QB Russell Wilson to a 69.7 passer rating as he completed just 14 of 27 passes for 158 yards with no TDs...Also played 15 snaps on special teams and posted a tackle.

## **55 Ahmad Brooks, LB, 11th Year, Virginia**

- Was one of only five players in the NFL to register five-plus sacks each of the last eight seasons (2009-16). Was selected to the Pro Bowl in 2013 and was twice named second-team All-Pro by *The Associated Press* (2012-13).

• Registered 51.5 sacks as a member of the 49ers (2008-16), the second most by a linebacker in franchise history behind only Charles Haley (66.5).

• Played in 133 regular-season games with 99 starts from 2006-16, registering 493 tackles (345 solo), 53.5 sacks, 12 forced fumbles, three fumble recoveries, 30 passes defended and three interceptions, one of which he returned for a touchdown.

• Originally entered the NFL with Cincinnati after being selected in the third round of the 2006 NFL Supplemental Draft by the Bengals.

►**Vs. Seattle (Sept. 10):** Appeared on six snaps on defense and one on special teams before sustaining a concussion in the second quarter that would sideline him for the remainder of the game.

## **75 Bryan Bulaga, T, 8th Year, Iowa**

- Started a career-high 16 games at RT last season and helped the offense rank in the top 10 in the NFL in several categories, including points per game (No. 4, 27.0), yards per game (No. 8, 368.8) and first downs (No. 7, 349).

• Opened all 12 games he appeared in at RT in 2015, blocking for RBs Eddie Lacy (758) and James Starks (601), the first Green Bay duo since 1985 to both rush for 600-plus yards in the same season.

• Started 15 contests in 2014, helping the offense rank No. 1 in the league in scoring (30.4 ppg) and No. 9 in the NFL in sacks allowed with 30, the fewest given up by Green Bay in a season since '07.

• Opened the final 12 games of 2010 and the entire postseason at RT after taking over for injured veteran Mark Tauscher (shoulder), the most regular-season starts by a Packers rookie tackle since Tauscher's 14 in 2000, and was named to the *Pro Football Weekly*/PFWA All-Rookie team.

►**Vs. Seattle (Sept. 10):** Inactive (ankle).

## **42 Morgan Burnett, S, 8th Year, Georgia Tech**

- Has started 98 games (including playoffs) between the two safety positions since the start of 2011.

• Has recorded 90-plus tackles in five of the past six seasons, falling short of that mark in 2015 when he missed five games due to a calf injury.

• Set a career high with three sacks in 2016 (No. 2 in the NFL among safeties, Giants S Landon Collins, four). Ranks No. 3 among Green Bay safeties (since 1982) in career sacks (7.5), according to STATS, trailing LeRoy Butler (20.5) and Mark Murphy (11.0).

- Recorded his fourth straight 100-tackle season in 2014 with a team-high 125 tackles (99 solo). Was the only Packer to surpass 100 tackles each season from 2011-14.

►**Vs. Seattle (Sept. 10):** Started at SS and played all 49 snaps, seeing significant time at ILB, and recorded five tackles (three solo) and three passes defended, matching his career high (four previous times)...With the Packers leading, 17-6, in the fourth quarter, got his right hand in to deflect QB Russell Wilson's pass over the middle intended for TE Jimmy Graham on third down, forcing Seattle to settle for a FG...Helped limit Wilson to a 69.7 passer rating as he completed just 14 of 27 passes for 158 yards with no TDs.

### **97 Kenny Clark, DT, 2nd Year, UCLA**

- Played in all 16 games with two starts as a rookie in 2016 and registered 33 tackles (14 solo), two tackles for a loss, four QB pressures, three QB hits, two fumble recoveries and two passes defended.

- Became the youngest player to appear in a season opener for the Packers since Arnie Herber (20 years old) in 1930.

- Appeared in all three postseason contests and recorded nine tackles (five solo), including a tackle for a loss, a team-high five QB pressures and a QB hit.

►**Vs. Seattle (Sept. 10):** Started and played 37 snaps, recording four tackles (one solo), a QB hit and a pass defended..On Seattle's second series, got his left hand up to bat down a QB Russell Wilson pass on third down to force a three-and-out.

### **21 Ha Ha Clinton-Dix, S, 4th Year, Alabama**

- Was named to his first career Pro Bowl and earned second-team All-Pro recognition from *The Associated Press* and All-NFC honors from the PFWA in 2016 after leading the team with a career-high five interceptions (tied for No. 5 in the NFL and No. 2 among safeties).

- Set a career high with a team-leading 117 tackles (97 solo) in 2015. Also recorded a career-best three sacks, the most by a Green Bay safety in a season since Mark Roman had 3½ in 2004.

- Played in all 16 games in 2014, starting the final 10 (nine at FS, one at SS). It was the most starts by a Green Bay rookie safety since Nick Collins opened all 16 in 2005.

- Ranked No. 2 on the team in tackles with 95 (73 solo) and was named to the PFWA's All-Rookie team.

►**Vs. Seattle (Sept. 10):** Started at FS and played all 49 snaps, finishing with four tackles (all solo) and a pass defended...Drilled WR Amara Darboh near the pylon to break up a pass from QB Russell Wilson midway through the fourth quarter...Helped limit Wilson to a 69.7 passer rating as he completed just 14 of 27 passes for 158 yards with no TDs.

### **18 Randall Cobb, WR, 7th Year, Kentucky**

- Caught 230 passes for 2,726 yards (11.9 avg.) and 22 TDs over the past three seasons (2014-16), one of only seven players in the NFL with 225-plus receptions, 2,500-plus receiving yards and 22-plus TD catches since 2014.

- Ranks No. 9 in franchise history in receptions (375), No. 13 in receiving yards (4,573) and tied for No. 13 in TD catches (35).

- Started all 16 games in 2014 and posted career highs in catches (91), receiving yards (1,287) and receiving TDs (12) on the way to earning his first career Pro Bowl selection (injury replacement for WR Dez Bryant).

- Set a franchise single-season record with a league-high 2,342 combined net yards in 2012, topping the previous team mark of 2,250 yards by RB Ahman Green in 2003.

- With 954 receiving yards and 964 kickoff return yards in 2012, is the only player in NFL history to post 900-plus yards in each category in the same season.

►**Vs. Seattle (Sept. 10):** Started and played 63 snaps, leading the offense with nine receptions for 85 yards (9.4 avg.)...Posted a 29-yard reception in the first quarter on a third-and-2, coming out of the slot and across the field to make the short catch and take it to the Seattle 32.

### **2 Mason Crosby, K, 11th Year, Colorado**

- With 1,272 career points, ranks No. 1 on the all-time franchise scoring list, having surpassed K Ryan Longwell (1,054) in 2015 in Week 2.

- Has registered a franchise-record 10 straight 100-point seasons, one of only three players in NFL history to register 100-plus points in 10 or more consecutive seasons (Jason Elam, 16, 1993-2008; Adam Vinatieri, 13, 1996-2008).

- Ranks No. 2 in NFL history for the most points by a player in his first 10 seasons (1,267, 2007-16), trailing only Patriots K Stephen Gostkowski (1,330, 2006-2015).

- Is the all-time franchise leader in field goals (263), 50-yard field goals (28) and extra points (483).

- Has kicked the seven longest field goals in franchise history (58-yarder in 2011, two 57-yarders in 2013, 56-yarders in 2010, 2011 and 2015, 55-yarder in 2014).

- Has not missed a game in his career, playing in 161 straight contests in the regular season, the sixth-longest streak in franchise history.

- Set a franchise record with 23 consecutive field goals made (2010-11), topping Chris Jaffe's mark of 17 straight in 1993.

►**Vs. Seattle (Sept. 10):** Connected on his lone FG attempt of the day, a 40-yarder midway through the fourth quarter that gave the Packers a two-score lead (17-6).

### **76 Mike Daniels, DT, 6th Year, Iowa**

- Named an alternate for the Pro Bowl for the second consecutive season in 2016. Led the defensive line with four sacks, finished No. 3 on the team with 14 QB hits and was tied for No. 2 on the team in both pressures (14) and tackles for a loss (nine).

- Has started every regular season and postseason game for Green Bay since the start of the 2014 season. Played the most defensive snaps among Packers defensive linemen in each of the past three seasons (2014-16).

- According to STATS, his 23.5 career sacks rank No. 3 (since 1982) among Green Bay defensive tackles (Cullen Jenkins, 29/Santana Dotson, 26).

- According to STATS, he is one of four NFL defensive tackles (Gerald McCoy, Jurrell Casey, Ndamukong Suh) to register four-plus sacks in each of the last four seasons (2013-16).

►**Vs. Seattle (Sept. 10):** Started and played 38 snaps, tying for the team lead with nine tackles (seven solo), three tackles for a loss, 1.5 sacks, a forced fumble, two QB pressures and two QB hits...Midway through the second quarter, tossed aside C Justin Britt on third down to get to QB Russell Wilson as he put a hit on him and hurried his deep throw to WR Tyler Lockett that went incomplete as the Seahawks were forced to punt... Beat G Mark Glowinski on Seattle's opening play of the second half as he teamed with LB Nick Perry to sack Wilson for a 10-yard loss...Two plays later, shed a block from G Luke Joeckel and sacked Wilson again, punching the ball out with his left hand as LB Kyler Fackrell recovered the fumble at the Seattle 6, a turnover that resulted in a RB Ty Montgomery TD run on the next play...Midway through the third quarter, brought down RB Eddie Lacy for a 3-yard loss on a first-down run...On third-and-goal at the Green Bay 3 late in the third quarter, pressured Wilson to force an overthrow in the back of the end zone on a pass intended for TE Jimmy Graham, forcing Seattle to settle for a FG.

### **11 Trevor Davis, WR, 2nd Year, California**

- Played in 11 games as a rookie in 2016, seeing time on offense and special teams. Had three catches for 24 yards (8.0 avg.) and a TD, nine punt returns for 115 yards (12.8 avg.), and three kickoff returns for 64 yards (21.3 avg.).

- Caught three passes for 24 yards (8.0 avg.) and a TD and posted a 55-yard punt return last season at Atlanta in Week 8, the longest punt return by a Packer since DB Micah Hyde's 55-yarder for a TD vs. Detroit on Dec. 28, 2014.

►**Vs. Seattle (Sept. 10):** Returned two punts for 0 yards with one fair catch and also saw limited action (six snaps) on offense.



### **91 Quinton Dial, DT, 5th Year, Alabama**

- Played in 46 games with 32 starts over four seasons with the San Francisco 49ers (2013-16), recording 175 tackles (108 solo), 4.5 sacks and four passes defended.
  - After appearing mostly in a reserve role in his first two seasons in the league, started 26 of 29 games played in 2015-16.
- Vs. Seattle (Sept. 10): Inactive (healthy scratch).

### **73 Jahri Evans, G, 12th Year, Bloomsburg**

- Has been selected to six Pro Bowls (2009-14) and has been named first-team All-Pro by *The Associated Press* four times (2009-12) during his career. Is tied with Ravens G Marshal Yanda for the most Pro Bowl appearances by an NFL guard since '09.
  - Has started all 170 games he has played in since entering the league in 2006, the most games played by an active NFL offensive lineman over that span.
  - Helped the Saints finish in the top six in the league in total offense in all 11 of his seasons in New Orleans (2006-16), including six No. 1 rankings (2006, 2008-09, 2011, 2014, 2016).
  - Has started all 16 contests in nine of his 11 seasons in the league, missing just seven career games due to injury.
- Vs. Seattle (Sept. 10): Started at RG and played all 82 snaps, helping the offense rack up 26 first downs, the top mark by the Packers in a season opener since 2002 (29 vs. Atlanta), and a 39:13 time of possession, the best mark by Green Bay since Week 7 last season vs. Chicago (39:36)... Helped protect QB Aaron Rodgers as he threw for 311 yards and a TD on 28-of-42 passing.

### **25 Marwin Evans, S, 2nd Year, Utah State**

- One of five rookie free agents to make Green Bay's Week 1 roster in 2016.
  - Joined S Kentrell Brice as the only 2016 rookie free agents to play in all 16 regular-season games and three postseason contests for the Packers.
  - Saw time primarily on special teams as a rookie and was tied for No. 2 on the team with nine tackles during the regular season.
- Vs. Seattle (Sept. 10): Played 19 snaps on special teams and recorded a tackle.

### **51 Kyler Fackrell, LB, 2nd Year, Utah State**

- Played in 13 games as a rookie, seeing time on defense and special teams. Was tied for No. 2 on the team with nine tackles on special teams.
  - Recorded nine tackles (all solo), two sacks, a forced fumble, six QB pressures, a QB hit and a pass defended in the 2016 regular season.
  - Posted sacks in back-to-back games in 2016, vs. Detroit and vs. the N.Y. Giants.
- Vs. Seattle (Sept. 10): Played 12 snaps on defense and 21 on special teams...Registered a QB pressure, a QB hit and the first fumble recovery of his career...On third down on Seattle's opening series of the second half, fought off a block from G Mark Glowinski to recover a QB Russell Wilson fumble after DT Mike Daniels stripped Wilson on the sack...The recovery at the Seattle 6 set up RB Ty Montgomery's TD run on the next play, giving the Packers a 7-3 lead they would never relinquish.

### **61 Brett Goode, LS, 10th Year, Arkansas**

- Has appeared in 142 regular-season games and 14 playoff contests since joining the club in 2008, having recorded 12 coverage tackles and a fumble recovery in his nine seasons, including a career-best five tackles in 2010.
  - Has snapped for all seven of the longest field goals in franchise history (all by K Mason Crosby).
- Vs. Seattle (Sept. 10): Snapped for Crosby's one FG and two extra points and P Justin Vogel's five punts.

### **28 Josh Hawkins, CB, 2nd Year, East Carolina**

- Was one of four 2016 undrafted free agents to play 10-plus games for the Packers as rookies.
- Saw action in 11 games in 2016, posting a pass defended on defense and four tackles on special teams.
- Appeared in all three postseason games and recorded a tackle on special teams.

►Vs. Seattle (Sept. 10): Inactive (healthy scratch).

### **31 Davon House, CB, 7th Year, New Mexico State**

- Spent the 2015-16 seasons with the Jacksonville Jaguars, starting 19 of 32 games played. In his first season in Jacksonville, set a franchise single-season record with 23 passes defended, ranking No. 3 in the NFL.
  - In 2015, set career highs in starts (15), tackles (60), solo tackles (49), passes defended (23) and interceptions (four).
  - Despite missing three regular-season games with a shoulder injury in 2014, his 11 passes defended tied for No. 4 on the Packers.
  - After seeing action in two games as a rookie (2011), appeared in 25 games for Green Bay between 2012-13, starting five games in each season.
- Vs. Seattle (Sept. 10): Started at LCB and played all 49 snaps, finishing with two tackles (one solo) and a tackle for a loss...On Seattle's first possession, fought off a block from TE Jimmy Graham to come up and tackle WR Doug Baldwin for a 3-yard loss on a lateral...Helped limit QB Russell Wilson to a 69.7 passer rating as he completed just 14 of 27 passes for 158 yards with no TDs.

### **7 Brett Hundley, QB, 3rd Year, UCLA**

- Played in four regular-season games last season, completing 2 of 10 passes for 17 yards, and served as the No. 2 QB for the other 12 contests. Also saw action in one playoff game.
  - Served as the No. 3 QB behind Aaron Rodgers and Scott Tolzien as a rookie in 2015 and was inactive for all 16 regular-season games and both playoff contests.
  - Led the NFL with 630 passing yards in the 2015 preseason, completing 45 of 65 passes (69.2 percent) for seven TDs with one INT for a 129.6 passer rating (No. 3 in the NFL).
- Vs. Seattle (Sept. 10): Served as the No. 2 QB, but did not see any action.

### **83 Jeff Janis, WR, 4th Year, Saginaw Valley State**

- Played in all 16 games for the second straight season in 2016 and was one of only two players on the team (FB Aaron Ripkowski) to register both a rushing TD and a receiving TD.
  - Posted a career-high 11 receptions for a career-best 93 yards (8.5 avg.) and a TD in '16.
  - Recorded 20 tackles on special teams over the past two seasons, including a career-high 15 stops in 2015.
  - Has registered a 26.3-yard average on 20 career kickoff returns, the fifth-best mark by a Packer with 20-plus returns.
- Vs. Seattle (Sept. 10): Played 19 snaps on special teams and three on offense...Served as the kickoff returner, but did not have any returns... Posted a tackle on special teams.

### **99 Ricky Jean Francois, DT, 9th Year, Louisiana State**

- Has played in 109 games with 35 starts during the regular season, appearing in all 16 contests in six of his eight seasons. Has recorded 236 tackles (128 solo), 12 sacks, nine passes defended, a forced fumble and a fumble recovery.
  - After four seasons with the San Francisco 49ers (2009-12), who selected him in the seventh round (244th overall), he played two years with the Indianapolis Colts (2013-14) and two seasons with the Washington Redskins (2015-16).
  - From 2011-15, he played for five consecutive division winners (2011-12 49ers, 2013-14 Colts, 2015 Redskins).
- Vs. Seattle (Sept. 10): Appeared on six plays on defense.

### **33 Aaron Jones, RB, Rookie, Texas-EI Paso**

- Finished his career at UTEP ranked No. 1 in rushing yards (4,114) and 100-yard rushing games (17), No. 2 in rushing touchdowns (33) and all-purpose yards (4,760), and No. 3 in rushing attempts (658) and points (240).
- Ranked No. 4 in the country with 1,773 rushing yards in 2016, a total that also set the single-season school record at Texas-EI Paso, and ranked No. 3 in the nation in rushing yards per game (147.8).
- Averaged 7.7 yards on 229 carries last season, the best mark in the coun-

try among players with 150-plus rushing attempts in 2016.

►**Vs. Seattle (Sept. 10):** Inactive (healthy scratch).

### **27 Josh Jones, S, Rookie, North Carolina State**

• Started 32 of 38 games played in three seasons at North Carolina State, finishing each season in the top five on the team in tackles (No. 5 in 2014, No. 3 in 2015 and No. 1 in 2016).

• Named honorable mention All-ACC as a junior after ranking No. 9 in the ACC with a career-best 109 tackles (62 solo). Was the first Wolfpack player since 2013 to eclipse the 100-tackle mark.

• As a redshirt freshman in 2014, recorded a career-best four interceptions that he returned for a career-high 37 yards. Ranked No. 2 in the ACC in interceptions among all players and No. 4 nationally among freshmen.

►**Vs. Seattle (Sept. 10):** Played 21 snaps on special teams, tied with LB Kyler Fackrell for the most on the team, and posted a tackle.

### **84 Lance Kendricks, TE, 7th Year, Wisconsin**

• Started a career-high 16 games for the Los Angeles Rams in 2016 and posted a career-best 50 receptions for 499 yards (10.0 avg.) and two TDs, becoming just the fifth tight end in franchise history to register 50-plus catches in a season.

• Registered a career-high seven catches in back-to-back games last season (Weeks 7, 9), the first tight end in Rams history to record seven-plus receptions in consecutive games.

• Posted 17 TD catches during his six seasons with the Rams, the second most by a TE in franchise history behind only Damone Johnson (18, 1986-92).

• Has played in 93 of a possible 96 games during his career, appearing in all 16 contests three times and in 15 games each of the other three seasons.

►**Vs. Seattle (Sept. 10):** Appeared on 21 plays and caught two passes for 18 yards (9.0 avg.).

### **20 Kevin King, CB, Rookie, Washington**

• Started all 14 games at cornerback as a senior in 2016, earning honorable mention All-Pacific-12 recognition as he helped the Huskies to their first conference title since 2000 and their first College Football Playoff berth.

• Led the team with a career-high 15 passes defensed in 2016, contributing to a defense that ranked No. 2 in the Pac-12 and No. 22 in the country in passing yards allowed per game (192.6).

• Earned honorable mention All-Pac-12 recognition as a junior in 2015, a season that saw him rank No. 2 on the team with a career-high three interceptions.

►**Vs. Seattle (Sept. 10):** Appeared on six plays on defense and six on special teams...Recorded an assisted tackle and a pass defensed in his NFL debut.

### **63 Corey Linsley, C, 4th Year, Ohio State**

• Started at center in all 38 contests he has played in during his first three seasons in the NFL (2014-16).

• Part of an offense that averaged 26.8 points per game from 2014-16, No. 2 in the league over that span behind only New England (28.6 ppg).

• Started every game in 2014, becoming the first rookie center to open every game for the Packers since the league went to a 16-game schedule in 1978.

• Was named to the PFWA's All-Rookie team in '14, the first Green Bay center to be honored since its inception in 1974.

►**Vs. Seattle (Sept. 10):** Started at C and played all 82 snaps, helping the offense rack up 26 first downs, the top mark by the Packers in a season opener since 2002 (29 vs. Atlanta), and a 39:13 time of possession, the best mark by Green Bay since Week 7 last season vs. Chicago (39:36)... Helped protect QB Aaron Rodgers as he threw for 311 yards and a TD on 28-of-42 passing.

### **94 Dean Lowry, DE, 2nd Year, Northwestern**

• Played in 15 games as a rookie and registered 14 tackles (eight solo), two sacks, three tackles for a loss, nine QB pressures and three QB hits.

• Posted sacks in back-to-back games, recording one in Week 13 vs.

Houston and one in Week 14 vs. Seattle.

• Appeared in all three postseason contests and posted two tackles (one solo) and a QB pressure.

►**Vs. Seattle (Sept. 10):** Started and played 15 snaps on defense.

### **50 Blake Martinez, LB, 2nd Year, Stanford**

• Played in 13 games with nine starts at ILB as a rookie last season and ranked No. 5 on the team with 62 tackles (46 solo), a sack, four tackles for a loss, two QB hits, two QB pressures, an interception and five passes defensed.

• Part of a run defense that ranked No. 8 in the league in rushing yards allowed per game (94.7) and No. 7 in runs of 10-plus yards allowed (37) in 2016.

• Appeared in all three postseason games with one start and recorded five tackles (four solo), including a tackle for a loss, and added a tackle on special teams.

►**Vs. Seattle (Sept. 10):** Started and played 42 of 47 snaps, finishing with five tackles (three solo), including a tackle for a loss...Stopped RB C.J. Prosise for a 1-yard loss on a run late in the second quarter.

### **52 Clay Matthews, LB, 9th Year, Southern California**

• Has earned six Pro Bowl selections in his eight-year career, two more than any Packers linebacker and tied with DE Reggie White for the second-most selections by a defensive player in team history, trailing only S Willie Wood (eight).

• Ranks No. 2 on the Packers' all-time list (since 1982) with 72.5 career sacks, trailing only Kabeer Gbaja-Biamila (74.5). Is tied for No. 1 in franchise history (since 1982) with four 10-sack seasons (White and Gbaja-Biamila).

• Joins DE Julius Peppers (73 and seven) as the only active players in the NFL with 60-plus sacks (72.5) and five-plus interceptions (six) since 2009.

• Became the first player in franchise history to earn Pro Bowl recognition in each of his first four seasons in the league (2009-12).

►**Vs. Seattle (Sept. 10):** Started at LOLB and played 43 of 49 snaps, posting two tackles (both solo) and a QB pressure.

### **32 Devante Mays, RB, Rookie, Utah State**

• Rushed for 1,225 yards and 12 TDs on 202 carries (6.1 avg.) in two seasons at Utah State (2015-16), appearing in 19 games with eight starts.

• Was limited to just six games as a senior in 2016 due to knee and ankle injuries, but rushed for a career-high 208 yards on just 18 carries (11.6 avg.) and matched his career best with three rushing TDs in the season opener vs. Weber State.

• Led the Aggies in rushing yards (966), rushing attempts (165) and rushing TDs (nine) as a junior in 2015, ranking third in the conference in yards per carry (5.9 avg.).

►**Vs. Seattle (Sept. 10):** Appeared on one play on special teams in his NFL debut.

### **64 Justin McCray, G, First Year, Central Florida**

• Signed by Green Bay as a free agent on March 29, 2017. Entered the league as an undrafted free agent with the Tennessee Titans in 2014 and spent that season on Tennessee's practice squad.

• Played for the Orlando Predators of the Arena Football League in 2016.

• Appeared in 45 games with 32 starts in four seasons at Central Florida (2010-13), with 23 of the starts coming at RG.

►**Vs. Seattle (Sept. 10):** Played five snaps on special teams in his NFL debut.

### **88 Ty Montgomery, RB, 3rd Year, Stanford**

• Made the transition from WR to RB last season, appearing in 15 games with six starts and leading the team with 457 rushing yards and three TDs on just 77 carries (5.9 avg.).

• Among NFL running backs with 75-plus carries, ranked No. 1 in the league in 2016 with an average of 5.94 yards per carry. That average also ranks No. 2 in franchise single-season history (min. 75 att.) behind only QB Tobin Rote's 6.88-yard average in 1951 (76-523).

• Was the only player in the NFL last season with 75-plus rushing attempts,

40-plus receptions and 15-plus kickoff returns, also becoming the first player in team history to eclipse each of those marks in a single season.

- Rushed for a career-high 162 yards and two TDs on just 16 carries (10.1 avg.) last season at Chicago in Week 15, the best yardage output by a Packer since RB Samkon Gado ran for 171 yards vs. Detroit on Dec. 11, 2005.

►**Vs. Seattle (Sept. 10):** Started and posted a career-high 19 carries for 54 yards (2.8 avg.) and a TD...Scored on a 6-yard run early in the third quarter, giving Green Bay a 7-3 lead that it would not relinquish...Added four receptions for 39 yards (9.8 avg.), including a 20-yard reception early in the fourth quarter...Caught a swing pass from QB Aaron Rodgers, made CB Justin Coleman miss and then broke a tackle by S Earl Thomas to pick up extra yardage to the Seattle 44.

### **68 Kyle Murphy, T, 2nd Year, Stanford**

- Played in three games as a rookie in 2016, seeing limited action at right guard and as an extra lineman.

- Dressed and did not play in one other game last season and was inactive for the other 12 contests (healthy scratch). Also was inactive for all three postseason games.

►**Vs. Seattle (Sept. 10):** Made his first career start in the NFL, opening at RT in place of an injured Bryan Bulaga (ankle)...Played all 82 snaps, helping the offense rack up 26 first downs, the top mark by the Packers in a season opener since 2002 (29 vs. Atlanta), and a 39:13 time of possession, the best mark by Green Bay since Week 7 last season vs. Chicago (39:36)...Helped protect QB Aaron Rodgers as he threw for 311 yards and a TD on 28-of-42 passing.

### **87 Jordy Nelson, WR, 10th Year, Kansas State**

- Returned to action last season after missing the entire 2015 campaign (knee), catching 97 passes for 1,257 yards (13.0 avg.) and a league-leading 14 TDs on his way to winning the NFL Comeback Player of the Year from *The Associated Press*, the first Packer to earn the honor.

- Ranks No. 4 in franchise history in receptions (504), No. 5 in receiving yards (7,455) and No. 3 in TD receptions (64) and 100-yard receiving games (25).

- Is one of only two players in franchise history (WR Sterling Sharpe, 1992-94) to register three straight seasons with 85-plus receptions (2013-14, 2016).

- Is the only player in team annals to record three seasons with 13-plus TD receptions (2011, 2014, 2016) and is the only active player in the league to do so.

- Has posted 1,250-plus receiving yards and 13-plus TD catches in the same season three times in his career (2011, 2014, 2016), the fourth most in NFL history behind only Jerry Rice (six), Randy Moss (five) and Terrell Owens (four).

- Is tied for No. 2 in the NFL with 58 TD receptions since 2011 despite missing the entire 2015 season due to injury.

►**Vs. Seattle (Sept. 10):** Started and played 76 of 82 snaps, posting seven receptions for 79 yards (11.3 avg.) and a TD...Late in the third quarter, came out of the slot and got past LB Bobby Wagner and S Earl Thomas to make a 32-yard TD grab down the middle of the field on a free play for the Packers (12 men on the field for Seattle)...Posted his 500th career reception (1-yard reception in the second quarter), becoming just the fourth player in franchise history (Donald Driver, Sharpe, James Lofton) to reach that mark.

### **98 Chris Odom, LB, Rookie, Arkansas State**

- Was claimed off waivers from the Atlanta Falcons in September 2017. Was originally signed by Atlanta as an undrafted free agent in May 2017.

- Earned first-team All-Sun Belt recognition as a senior in 2016 after registering 53 tackles (28 solo), 12.5 sacks, 17.5 tackles for a loss and four forced fumbles.

►**Vs. Seattle (Sept. 10):** Appeared on one play on special teams in his NFL debut.

### **62 Lucas Patrick, G, First Year, Duke**

- Spent the entire 2016 on Green Bay's practice squad after originally signing with the team as an undrafted free agent in June 2016.

- Lettered four years at Duke, seeing action in 44 games with 26 starts. Finished out his career with 21 consecutive starts at LG.

►**Vs. Seattle (Sept. 10):** Inactive (healthy scratch).

### **53 Nick Perry, LB, 6th Year, Southern California**

- Appeared in 14 games with 12 starts in 2016 and led the team with a career-high 11 sacks, which was tied for No. 8 in the NFL. Also posted a career-best 60 tackles (43 solo), 15 QB hits (No. 2 on the team), four passes defended and the first INT of his career.

- Has registered a two-sack game in each of the last four seasons (2013-2016), the only Packer to do so over that span.

- His seven career postseason sacks rank No. 3 in franchise history (since 1982) behind LB Clay Matthews (11) and DE Reggie White (eight). Since entering the league in 2012, Perry's seven postseason sacks are the most in the NFL over that span.

- Tied the franchise record for sacks in a single postseason (Matthews, 2010) with 3.5 in the 2015 playoffs.

►**Vs. Seattle (Sept. 10):** Started at ROLB and played 42 of 49 snaps, recording seven tackles (three solo), two tackles for a loss, 1.5 sacks, a pass defended, six QB pressures and four QB hits...It marked his third straight regular-season game with at least one sack and gave him 4.5 sacks over his past three games...On Seattle's third play from scrimmage, knocked back LT Rees Odhiambo to get to QB Russell Wilson as he brought him down for a 6-yard sack on third down...Beat Odhiambo on Seattle's opening play of the second half as he teamed with DT Mike Daniels to sack Wilson for a 10-yard loss.

### **23 Damarious Randall, CB, 3rd Year, Arizona State**

- Saw action in 10 games with nine starts in 2016 and was tied for No. 2 on the team with three interceptions. Ranked No. 11 in the league with 91 return yards on his INTs.

- Played in 15 games with nine starts (six at LCB, two at RCB, one in the slot) in 2015 and tied for the team lead and No. 2 among NFL rookies with three interceptions, including one he returned for a TD. Finished with a team-best 16 passes defended.

- Named the NFL's Defensive Rookie of the Month for November 2015, joining CB Casey Hayward (October 2012) as the only Green Bay defensive backs to win the award.

►**Vs. Seattle (Sept. 10):** Started at RCB and played 40 of 49 snaps, finishing with seven tackles (all solo) and a pass defended...In the third quarter on second-and-goal at the Green Bay 3, broke up a QB Russell Wilson pass in the flat intended for WR Paul Richardson...Helped limit Wilson to a 69.7 passer rating as he completed just 14 of 27 passes for 158 yards with no TDs.

### **41 Lenzy Pipkins, CB, Rookie, Oklahoma State**

- Signed by Green Bay as an undrafted free agent in May 2017.

- Played in 47 games with 22 starts over four seasons at Oklahoma State (2016) and Louisiana-Monroe (2013-15).

►**Vs. Seattle (Sept. 10):** Inactive (healthy scratch).

### **22 Aaron Ripkowski, FB, 3rd Year, Oklahoma**

- Appeared in all 16 contests with eight starts in 2016, rushing for 150 yards and two TDs on 34 carries (3.6 avg.) with nine receptions for 46 yards (5.1 avg.) and a TD.

- Was named a Pro Bowl alternate in 2016 and was one of only two Packers (WR Jeff Janis) to post a rushing TD and a receiving TD last season.

- Played in 15 games as a rookie in 2015, seeing action primarily on special teams, and posted nine tackles (tied for No. 4 on the team). Was tied with CB Damarious Randall (15) for the most games played by a Green Bay rookie in '15.

►**Vs. Seattle (Sept. 10):** Played 22 snaps on offense and 13 on special teams.

### **12 Aaron Rodgers, QB, 13th Year, California**

- Ranks No. 1 in NFL history (min. 1,500 attempts) in career passer rating (104.0), interception percentage (1.55) and TD/INT ratio (4.08, 298/73).

- Has posted six seasons (2009, 2011-12, 2014-16) with 500-plus passing attempts and eight or fewer INTs, the most in NFL history ahead of Patriots

QB Tom Brady (three) and nine QBs (one).

- Has been named the NFL's Most Valuable Player by *The Associated Press* twice in his career (2011, 2014), one of only eight players in league history to win the award multiple times.
- Is the only quarterback in league history to record a 100-plus passer rating in six consecutive seasons (2009-14), with no other QB doing so in more than four straight seasons. Has posted a 100-plus rating in seven seasons (2009-14, 2016), the most in NFL annals.
- Is one of only four QBs in NFL annals with 35,000-plus passing yards and 2,500-plus rushing yards (Fran Tarkenton, John Elway, Donovan McNabb).
- Is the lone QB in NFL history to throw 40-plus TD passes with seven or fewer INTs in a season, having done it twice in his career (45/6 in 2011, 40/7 in 2016).
- In 136 career regular-season starts (since 2008), has posted 50 games with 300-plus passing yards (No. 4 in the NFL over that span), 80 without an interception (No. 1, min. 15 attempts) and 75 with a 100-plus passer rating (No. 2).
- Has been selected to the Pro Bowl in six of the last eight seasons (2009, 2011-12, 2014-16).
- In the franchise record books, holds seven of the top eight single-season marks for passer rating (2009-14, 2016), four of the top six for passing TDs (2011-12, 2014, 2016), six of the top seven for completion percentage (2010-14, 2016) and four of the top six for passing yards (2009, 2011, 2014, 2016).

►**Vs. Seattle (Sept. 10):** Threw for 311 yards and a TD with one INT on 28-of-42 passing for an 86.5 rating...It marked his fifth 300-yard passing game in his last seven home openers...Dating back to last season, it also marked his third straight 300-yard passing effort, which is tied for the second-longest streak in team history behind his own streak of four games in 2011...Was his 50th career 300-yard passing game, second in franchise history to only Brett Favre (55)...Late in the third quarter, found WR Jordy Nelson for a 32-yard TD pass down the middle of the field on a free play for the Packers (12 men on the field for Seattle)...Completed 6 of 9 passes on third down for 109 yards and a TD for a 145.1 passer rating...Added 21 rushing yards on seven carries (3.0 avg.)...Saw his streak of consecutive attempts without an INT end at 251, the second-longest streak in franchise history behind only QB Bart Starr (294, 1964-65).

### **82 Richard Rodgers, TE, 4th Year, California**

- Is one of only two tight ends in franchise history (Bubba Franks) to register 20-plus catches in each of his first three seasons in the NFL.
  - Has not missed a game in his NFL career, appearing in all 48 regular-season games and seven postseason contests since joining the Packers in 2014.
  - Had 58 receptions in 2015, becoming just the fourth TE in team history to record 55-plus receptions in a season (Paul Coffman, Jermichael Finley, Jackie Harris).
  - Was one of only four TEs in the league in '15 to register 55-plus catches, 500-plus receiving yards and eight or more TD receptions (Rob Gronkowski, Jordan Reed, Gary Barnidge).
- Vs. Seattle (Sept. 10):** Appeared on five plays on offense and three on special teams.

### **24 Quinten Rollins, CB, 3rd Year, Miami (Ohio)**

- Saw action in 13 games with a career-best 10 starts (four at LCB, six as the third CB) and posted 41 tackles (35 solo), an interception and 11 passes defended in 2016.
- Played in 14 games with four starts (two at LCB, two at RCB) in 2015, and his two interceptions (one returned for a TD) were tied for No. 3 on the team and tied for No. 4 among NFL rookies.
- Recorded two interceptions vs. St. Louis in Week 5 (2015), becoming the first Green Bay rookie to do so since Casey Hayward had two at Houston on Oct. 14, 2012. Returned the first interception 45 yards for a TD, becoming the first Packers rookie to record a pick-six since S Marques Anderson in 2002 (vs. Detroit, Nov. 10).

►**Vs. Seattle (Sept. 10):** Played 46 of 49 snaps on defense, tying for the team lead with a career-high nine tackles (six solo), including two tackles for a loss...Added a pass defended...Midway through the second quarter,

came up to bring down TE Jimmy Graham for a 1-yard loss on a third-down reception as the Seahawks were forced to punt...Late in the second quarter, made a leaping deflection of a pass intended for Graham in the end zone with four seconds remaining to force Seattle to settle for a FG... Helped limit QB Russell Wilson to a 69.7 passer rating as he completed just 14 of 27 passes for 158 yards with no TDs.

### **47 Jake Ryan, LB, 3rd Year, Michigan**

- Set career highs with 10 starts and 84 tackles (No. 2 on the team) in 2016.
  - Started all three postseason games in 2016 and was tied for No. 2 on the team with 16 tackles (10 solo).
  - Played in 14 games with five starts as a rookie, opening at BLB for the final five contests. Registered 47 tackles (32 solo) and a fumble recovery on defense and six tackles on special teams.
- Vs. Seattle (Sept. 10):** Started and played five snaps on defense, recording two tackles (one solo), including a tackle for a loss...Late in the first quarter, brought down RB Eddie Lacy for a 2-yard loss on a run...Also saw 19 plays on special teams.

### **78 Jason Spriggs, T, 2nd Year, Indiana**

- Played in all 16 games with two starts (at right guard) as a rookie in 2016. Also saw time at both tackle spots last season.
  - Was the only Green Bay rookie on the offensive side of the ball to appear in all 16 regular-season contests last season.
- Vs. Seattle (Sept. 10):** Appeared on one play on special teams.

### **65 Lane Taylor, G, 5th Year, Oklahoma State**

- Started a career-high 16 games at LG last season, one of three Green Bay linemen (David Bakhtiari, Bryan Bulaga) to open every game in 2016.
  - Made his first career starts in 2015, opening at RG at Detroit in Week 13 in place of an injured T.J. Lang and at LG in Week 17 vs. Minnesota with Josh Sitton sliding to LT in place of an injured Bakhtiari.
  - Played in all 16 contests in 2014, seeing limited action on offense at both guard spots and as an extra lineman, and on special teams.
  - Was one of three rookie free agents to make Green Bay's opening-day roster in 2013.
- Vs. Seattle (Sept. 10):** Started at LG and played all 82 snaps, helping the offense rack up 26 first downs, the top mark by the Packers in a season opener since 2002 (29 vs. Atlanta), and a 39:13 time of possession, the best mark by Green Bay since Week 7 last season vs. Chicago (39:36)... Helped protect QB Aaron Rodgers as he threw for 311 yards and a TD on 28-of-42 passing.

### **48 Joe Thomas, LB, 3rd Year, South Carolina State**

- In 2016, set career highs in games played (16), starts (seven), total tackles (77, No. 4 on the team), solo tackles (62) and passes defended (eight), while also registering the first interception and fumble recovery of his career.
  - Played in all three 2016 postseason contests with two starts, tying for No. 4 on the team with 13 total tackles.
  - Was with the Packers during the 2015 offseason and preseason before being waived on Sept. 5, 2015. Was signed to Green Bay's 53-man roster on Sept. 21, 2015, from the Dallas Cowboys' practice squad and played in 14 games and both postseason contests.
  - Entered the league with the Packers as an undrafted free agent in May 2014. Was on Green Bay's practice squad for the final eight games of the 2014 regular season and both playoff contests.
- Vs. Seattle (Sept. 10):** Appeared on five plays on defense and 19 on special teams.

### **8 Justin Vogel, P, Rookie, Miami**

- Signed by Green Bay as an undrafted free agent in May 2017.
  - Appeared in 39 games over three seasons at Miami, posting a 43.0-yard gross average on 183 punts.
  - Ranked No. 2 in the Atlantic Coast Conference as a senior in 2016 with a career-high 43.8-yard gross average.
- Vs. Seattle (Sept. 10):** Punted five times in his NFL debut, posting a

43.8-yard gross average with a 42.4-yard net average...Had a long punt of 57 yards in the second quarter and placed one punt inside the 20...On five punts, allowed only one return for 7 yards by WR Tyler Lockett...Became the first undrafted rookie to punt for the Packers in a regular-season game since Chris Hanson in 1999 (Week 1 vs. Oakland).

### **30 Jamaal Williams, RB, Rookie, Brigham Young**

- Finished his career at Brigham Young as the school's all-time leader in rushing yards (3,901), rushing attempts (726) and 100-yard rushing games (16).
  - Is one of only four players in school history to register multiple 1,000-yard rushing seasons, posting 1,233 yards in 2013 and a career-best 1,375 yards in 2016.
  - Ranked No. 5 in the nation in 2016 in rushing yards per game (137.5) and registered six 100-yard rushing games, including two with 200-plus yards.
- Vs. Seattle (Sept. 10):** Had two carries for 9 yards (4.5 avg.) in his NFL debut.

# National Football League Game Summary

NFL Copyright © 2017 by The National Football League. All rights reserved. This summary and play-by-play is for the express purpose of assisting media in their coverage of the game; any other use of this material is prohibited without the written permission of the National Football League. Updated: 9/11/2017

Date: Sunday, 9/10/2017

## Seattle Seahawks at Green Bay Packers

Start Time: 3:25 PM CDT

at Lambeau Field, Green Bay, WI

### Game Day Weather

Game Weather: Mostly Sunny  
 Played Outdoor on Turf: DD GrassMaster

Temp: 71° F (21.7° C) Humidity: 49%, Wind: S 11 mph

### Officials

Referee: Parry, John (132)	Umpire: Pellis, Mark (131)	Down Judge: Spanier, Michael (90)
Line Judge: Seeman, Jeff (45)	Field Judge: Meslow, David (118)	Side Judge: Washington, Keith (7)
Back Judge: Paganelli, Perry (46)	Replay Official: Oldham, James (0)	

### Lineups

Seattle Seahawks			Green Bay Packers				
Offense		Defense	Offense		Defense		
WR 89	D.Baldwin	LDE 72	M.Bennett	WR 87	J.Nelson	DE 94	D.Lowry
LT 70	R.Odham	LDT 90	J.Reed	LT 69	D.Bakhtiari	NT 97	K.Clark
LG 78	L.Joeckel	RDT 91	S.Richardson	LG 65	L.Taylor	DT 76	M.Daniels
C 68	J.Britt	RDE 56	C.Avril	C 63	C.Linsley	LOLB 52	C.Matthews
RG 63	M.Glowinski	OLB 52	T.Garvin	RG 73	J.Evans	ILB 47	J.Ryan
RT 76	G.Ifedi	MLB 54	B.Wagner	RT 68	K.Murphy	ILB 50	B.Martinez
TE 88	J.Graham	OLB 50	K.Wright	TE 80	M.Bennett	ROLB 53	N.Perry
WR 10	P.Richardson	LCB 25	R.Sherman	WR 18	R.Cobb	LCB 31	D.House
QB 3	R.Wilson	RCB 20	J.Lane	WR 17	D.Adams	RCB 23	D.Randall
FB 38	T.Madden	SS 31	K.Chancellor	QB 12	A.Rodgers	SS 42	M.Burnett
RB 32	C.Carson	FS 29	E.Thomas	RB 88	T.Montgomery	FS 21	H.Clinton-Dix

### Substitutions

K 7 B.Walsh, P 9 J.Ryan, WR 16 T.Lockett, WR 19 T.McEvoy, RB 22 C.Prosise, CB 23 N.Thorpe, CB 26 S.Griffin, RB 27 E.Lacy, CB 28 J.Coleman, FS 30 B.McDougald, LB 41 D.McDonald, DE 47 D.Bass, DE 55 F.Clark, LB 58 D.Alexander, LS 69 T.Ott, T 73 M.Tobin, G/T 75 O.Aboushi, G/T 77 E.Pocic, TE 81 N.Vannett, TE 82 L.Willson, WR 84 A.Darboh, DT 92 N.Jones, DE 97 M.Smith

### Substitutions

K 2 M.Crosby, P 8 J.Vogel, WR 11 T.Davis, CB 20 K.King, FB 22 A.Ripkowski, CB 24 Q.Rollins, S 25 M.Evans, S 27 J.Jones, S 29 K.Brice, RB 30 J.Williams, RB 32 D.Mays, CB 36 L.Gunter, LB 48 J.Thomas, LB 51 K.Fackrell, LB 55 A.Brooks, LS 61 B.Gooode, G 64 J.McCray, T 78 J.Spriggs, TE 82 R.Rodgers, WR 83 J.Janis, TE 84 L.Kendricks, LB 98 C.Odom, DT 99 R.Jean Francois

### Did Not Play

QB 6 A.Davis

### Did Not Play

QB 7 B.Hundley

### Not Active

RB 21 J.McKissic, FS 33 T.Thompson, RB 34 T.Rawls, SS 42 D.Hill, LB 57 M.Wilhoite, G 64 J.Roos, T 79 I.Battle

### Not Active

CB 28 J.Hawkins, RB 33 A.Jones, CB 41 L.Pipkins, G 62 L.Patrick, T 75 B.Bulaga, DT 90 M.Adams, DT 91 Q.Dial

### Field Goals (made ( ) & missed)

B.Walsh (33) (21) (41)

M.Crosby (40)

		1	2	3	4	OT	Total
VISITOR:	Seattle Seahawks	0	3	3	3	0	9
HOME:	Green Bay Packers	0	0	14	3	0	17

### Scoring Plays

Team	Qtr	Time	Play Description (Extra Point) (Drive Info)	Visitor	Home
Seahawks	2	0:00	B.Walsh 33 yd. Field Goal (8-74, 0:55)	3	0
Packers	3	10:33	T.Montgomery 6 yd. run (M.Crosby kick) (1-6, 0:06)	3	7
Seahawks	3	4:20	B.Walsh 21 yd. Field Goal (11-71, 6:13)	6	7
Packers	3	0:17	J.Nelson 32 yd. pass from A.Rodgers (M.Crosby kick) (9-75, 4:03)	6	14
Packers	4	8:01	M.Crosby 40 yd. Field Goal (12-53, 5:37)	6	17
Seahawks	4	6:17	B.Walsh 41 yd. Field Goal (7-52, 1:44)	9	17

Paid Attendance: 78,381

Time: 3:09

Seattle Seahawks vs Green Bay Packers  
9/10/2017 at Lambeau Field

# Final Individual Statistics

## Seattle Seahawks

RUSHING	ATT	YDS	AVG	LG	TD
R.Wilson	2	40	20.0	29	0
C.Carson	6	39	6.5	30	0
C.Prorise	4	11	2.8	8	0
E.Lacy	5	3	0.6	6	0
D.Baldwin	1	-3	-3.0	-3	0
Total	18	90	5.0	30	0

PASSING	ATT	CMP	YDS	SK/YD	TD	LG	IN	RT
R.Wilson	27	14	158	3/23	0	34	0	69.7
Total	27	14	158	3/23	0	34	0	69.7

PASS RECEIVING	TAR	REC	YDS	AVG	LG	TD
D.Baldwin	4	4	63	15.8	34	0
P.Richardson	7	4	59	14.8	28	0
J.Graham	7	3	8	2.7	6	0
C.Carson	1	1	10	10.0	10	0
N.Vannett	1	1	10	10.0	10	0
T.Lockett	3	1	8	8.0	8	0
T.McEvoy	2	0	0	0.0	0	0
L.Willson	1	0	0	0.0	0	0
A.Darboh	1	0	0	0.0	0	0
Total	27	14	158	11.3	34	0

INTERCEPTIONS	NO	YDS	AVG	LG	TD
N.Jones	1	24	24.0	24	0
Total	1	24	24.0	24	0

PUNTING	NO	YDS	AVG	NET	TB	IN20	LG
J.Ryan	6	275	45.8	45.8	0	4	59
Total	6	275	45.8	45.8	0	4	59

PUNT RETURNS	NO	YDS	AVG	FC	LG	TD
T.Lockett	1	7	7.0	4	7	0
Total	1	7	7.0	4	7	0

KICKOFF RETURNS	NO	YDS	AVG	FC	LG	TD
T.Lockett	3	91	30.3	0	43	0
[TOUCHBACK]	1	0	0.0	0	0	0
Total	3	91	30.3	0	43	0

## Green Bay Packers

RUSHING	ATT	YDS	AVG	LG	TD
T.Montgomery	19	54	2.8	8	1
A.Rodgers	7	21	3.0	13	0
J.Williams	2	9	4.5	6	0
Total	28	84	3.0	13	1

PASSING	ATT	CMP	YDS	SK/YD	TD	LG	IN	RT
A.Rodgers	42	28	311	4/25	1	32	1	86.5
Total	42	28	311	4/25	1	32	1	86.5

PASS RECEIVING	TAR	REC	YDS	AVG	LG	TD
R.Cobb	13	9	85	9.4	29	0
J.Nelson	8	7	79	11.3	32	1
T.Montgomery	4	4	39	9.8	20	0
D.Adams	7	3	47	15.7	21	0
M.Bennett	6	3	43	14.3	26	0
L.Kendricks	4	2	18	9.0	9	0
Total	42	28	311	11.1	32	1

INTERCEPTIONS	NO	YDS	AVG	LG	TD
Total	0	0	0	0	0

PUNTING	NO	YDS	AVG	NET	TB	IN20	LG
J.Vogel	5	219	43.8	42.4	0	1	57
Total	5	219	43.8	42.4	0	1	57

PUNT RETURNS	NO	YDS	AVG	FC	LG	TD
T.Davis	2	0	0.0	1	0	0
[DOWNED]	3	0	0.0	0	0	0
Total	2	0	0.0	1	0	0

KICKOFF RETURNS	NO	YDS	AVG	FC	LG	TD
[TOUCHBACK]	3	0	0.0	0	0	0
Total	0	0	0.0	0	0	0

### Seattle Seahawks

FUMBLES	FUM	LOST	OWN-REC	YDS	TD	FORCED	OPP-REC	YDS	TD	OUT-BDS
R.Wilson	1	1	0	0	0	0	0	0	0	0
Total	1	1	0	0	0	0	0	0	0	0

### Green Bay Packers

FUMBLES	FUM	LOST	OWN-REC	YDS	TD	FORCED	OPP-REC	YDS	TD	OUT-BDS
C.Linsley	1	0	0	-6	0	0	0	0	0	0
A.Rodgers	0	0	1	0	0	0	0	0	0	0
M.Daniels	0	0	0	0	0	1	0	0	0	0
K.Fackrell	0	0	0	0	0	0	1	0	0	0
Total	1	0	1	-6	0	1	1	0	0	0

Seattle Seahawks vs Green Bay Packers  
9/10/2017 at Lambeau Field

# Final Team Statistics

	Visitor Seahawks	Home Packers
<b>TOTAL FIRST DOWNS</b>	12	26
By Rushing	3	8
By Passing	8	16
By Penalty	1	2
<b>THIRD DOWN EFFICIENCY</b>	3-12-25%	9-16-56%
<b>FOURTH DOWN EFFICIENCY</b>	0-0-0%	0-0-0%
<b>TOTAL NET YARDS</b>	225	370
Total Offensive Plays (inc. times thrown passing)	48	74
Average gain per offensive play	4.7	5.0
<b>NET YARDS RUSHING</b>	90	84
Total Rushing Plays	18	28
Average gain per rushing play	5.0	3.0
Tackles for a loss-number and yards	4-9	1-1
<b>NET YARDS PASSING</b>	135	286
Times thrown - yards lost attempting to pass	3-23	4-25
Gross yards passing	158	311
<b>PASS ATTEMPTS-COMPLETIONS-HAD INTERCEPTED</b>	27-14-0	42-28-1
Avg gain per pass play (inc.# thrown passing)	4.5	6.2
<b>KICKOFFS Number-In End Zone-Touchbacks</b>	3-3-3	4-2-1
<b>PUNTS Number and Average</b>	6-45.8	5-43.8
Had Blocked	0	0
<b>FGs - PATs Had Blocked</b>	0-0	0-0
<b>Net Punting Average</b>	45.8	42.4
<b>TOTAL RETURN YARDAGE (Not Including Kickoffs)</b>	31	0
No. and Yards Punt Returns	1-7	2-0
No. and Yards Kickoff Returns	3-91	0-0
No. and Yards Interception Returns	1-24	0-0
<b>PENALTIES Number and Yards</b>	8-50	8-70
<b>FUMBLES Number and Lost</b>	1-1	1-0
<b>TOUCHDOWNS</b>	0	2
Rushing	0	1
Passing	0	1
<b>EXTRA POINTS Made-Attempts</b>	0-0	2-2
Kicking Made-Attempts	0-0	2-2
<b>FIELD GOALS Made-Attempts</b>	3-3	1-1
<b>RED ZONE EFFICIENCY</b>	0-2-0%	1-1-100%
<b>GOAL TO GO EFFICIENCY</b>	0-1-0%	1-1-100%
<b>SAFETIES</b>	0	0
<b>FINAL SCORE</b>	9	17
<b>TIME OF POSSESSION</b>	20:47	39:13



**Seattle Seahawks vs Green Bay Packers**  
**9/10/2017 at Lambeau Field**

# Ball Possession And Drive Chart

**Seattle Seahawks**

#	Time Recd	Time Lost	Time Poss	How Ball Obtained	Drive Began	# Play	Yds Gain	Yds Pen	Net Yds	1st Down	Last Scrm	How Given Up
1	15:00	13:26	1:34	Kickoff	SEA 39	3	-9	0	-9	0	SEA 30	Punt
2	9:26	7:53	1:33	Interception	50	3	8	0	8	0	GB 42	Punt
3	1:34	14:48	1:46	Punt	SEA 25	3	4	0	4	0	SEA 29	Punt
4	11:13	8:49	2:24	Punt	SEA 20	6	23	0	23	1	SEA 43	Punt
5	7:12	5:38	1:34	Punt	SEA 32	3	-1	0	-1	0	SEA 31	Punt
6	0:55	0:00	0:55	Punt	SEA 11	8	74	0	74	3	* GB 15	Field Goal
7	12:04	10:39	1:25	Punt	SEA 21	3	-15	0	-15	0	SEA 13	Fumble
8	10:33	4:20	6:13	Kickoff	SEA 26	11	71	0	71	4	* GB 3	Field Goal
9	0:17	13:38	1:39	Kickoff	SEA 26	4	18	0	18	1	SEA 44	Punt
10	8:01	6:17	1:44	Kickoff	SEA 25	7	52	0	52	3	GB 23	Field Goal

(275) Average SEA 28

**Green Bay Packers**

#	Time Recd	Time Lost	Time Poss	How Ball Obtained	Drive Began	# Play	Yds Gain	Yds Pen	Net Yds	1st Down	Last Scrm	How Given Up
1	13:26	9:26	4:00	Punt	GB 17	7	66	-15	51	4	SEA 32	Interception
2	7:53	1:34	6:19	Punt	GB 2	11	32	0	32	3	GB 34	Punt
3	14:48	11:13	3:35	Punt	GB 12	6	23	0	23	3	GB 35	Punt
4	8:49	7:12	1:37	Punt	GB 5	3	3	0	3	0	GB 8	Punt
5	5:38	0:55	4:43	Punt	GB 29	9	28	0	28	2	SEA 43	Punt
6	15:00	12:04	2:56	Kickoff	GB 25	5	15	-5	10	1	GB 35	Punt
7	10:39	10:33	0:06	Fumble	SEA 6	1	6	0	6	1	* SEA 6	Touchdown
8	4:20	0:17	4:03	Kickoff	GB 25	9	85	-10	75	4	SEA 32	Touchdown
9	13:38	8:01	5:37	Punt	GB 25	12	53	0	53	4	SEA 22	Field Goal
10	6:17	0:00	6:17	Kickoff	GB 25	12	53	-5	48	4	SEA 26	End of Game

(259) Average GB 26

\* inside opponent's 20

**Time of Possession by Quarter**

	1st	2nd	3rd	4th	OT	Total
<b>Visitor</b> Seattle Seahawks	4:41	5:05	7:55	3:06		20:47
<b>Home</b> Green Bay Packers	10:19	9:55	7:05	11:54		39:13

**Kickoff Drive No.-Start Average**

Seahawks: 4 - SEA 29

Packers: 3 - GB 25







# First Quarter

9/10/2017

## Play By Play

GB wins the coin toss and elects to defer. SEA elects to Receive, and GB elects to defend the north goal.

M.Crosby kicks 69 yards from GB 35 to SEA -4. T.Lockett pushed ob at SEA 39 for 43 yards (K.Brice).

### Seattle Seahawks at 15:00, (1st play from scrimmage 14:53)

- 1-10-SEA 39 (14:53) (Shotgun) R.Wilson pass incomplete short left to J.Graham.  
Timeout #1 by GB at 14:48.
- 2-10-SEA 39 (14:48) D.Baldwin right end to SEA 36 for -3 yards (D.House, M.Burnett).
- 3-13-SEA 36 (14:12) (Shotgun) R.Wilson sacked at SEA 30 for -6 yards (N.Perry).
- 4-19-SEA 30 (13:34) J.Ryan punts 53 yards to GB 17, Center-T.Ott. T.Davis to GB 17 for no gain (N.Thorpe).

### Green Bay Packers at 13:26

- 1-10-GB 17 (13:26) (Shotgun) A.Rodgers pass incomplete short left to J.Nelson.  
*PENALTY on SEA-J.Lane, Defensive Pass Interference, 5 yards, enforced at GB 17 - No Play.* X1
- 1-10-GB 22 (13:22) (Shotgun) A.Rodgers pass short right to J.Nelson to GB 32 for 10 yards (B.Wagner). P2
- 1-10-GB 32 (12:41) (Shotgun) A.Rodgers pass short left to R.Cobb to GB 32 for no gain (E.Thomas).
- 2-10-GB 32 (12:00) A.Rodgers pass short right to R.Cobb pushed ob at GB 46 for 14 yards (J.Lane). P3  
*PENALTY on GB-R.Cobb, Taunting, 15 yards, enforced between downs.*
- 1-10-GB 31 (12:00) *PENALTY on GB-A.Rodgers, Delay of Game, 5 yards, enforced at GB 31 - No Play.*
- 1-15-GB 26 (11:07) (Shotgun) A.Rodgers pass incomplete short middle to M.Bennett (B.Wagner).
- 2-15-GB 26 (11:02) A.Rodgers pass short left to J.Nelson pushed ob at GB 39 for 13 yards (S.Griffin).
- 3-2-GB 39 (10:26) (Shotgun) A.Rodgers pass short middle to R.Cobb to SEA 32 for 29 yards (E.Thomas). P4
- 1-10-SEA 32 (9:37) (Shotgun) A.Rodgers pass short middle intended for L.Kendricks INTERCEPTED by N.Jones at SEA 36. N.Jones for 64 yards, TOUCHDOWN NULLIFIED by Penalty.  
*Penalty on SEA-J.Lane, Disqualification, declined.*  
*PENALTY on SEA-C.Avril, Illegal Block Above the Waist, 10 yards, enforced at GB 40. SEA 20 was ejected due to penalty*

### Seattle Seahawks at 9:26

- 1-10-50 (9:26) E.Lacy left end to GB 48 for 2 yards (D.Randall, Q.Rollins).
- 2-8-GB 48 (8:52) (Shotgun) E.Lacy up the middle to GB 42 for 6 yards (M.Daniels).
- 3-2-GB 42 (8:06) (Shotgun) R.Wilson pass incomplete short middle to T.McEvoy (K.Clark).
- 4-2-GB 42 (8:03) J.Ryan punts 40 yards to GB 2, Center-T.Ott, downed by SEA-T.Ott.

### Green Bay Packers at 7:53

- 1-10-GB 2 (7:53) T.Montgomery up the middle to GB 5 for 3 yards (K.Wright).
- 2-7-GB 5 (7:19) T.Montgomery left tackle to GB 8 for 3 yards (K.Wright).
- 3-4-GB 8 (6:34) (Shotgun) A.Rodgers scrambles right end to GB 13 for 5 yards (S.Richardson). R5
- 1-10-GB 13 (5:48) T.Montgomery right end to GB 15 for 2 yards (R.Sherman).
- 2-8-GB 15 (5:10) T.Montgomery right guard to GB 18 for 3 yards (T.Garvin; B.Wagner).
- 3-5-GB 18 (4:25) (Shotgun) A.Rodgers pass short left to R.Cobb to GB 28 for 10 yards (R.Sherman). P6
- 1-10-GB 28 (3:51) A.Rodgers pass short middle to L.Kendricks to GB 37 for 9 yards (K.Wright).
- 2-1-GB 37 (3:13) J.Williams up the middle to GB 40 for 3 yards (B.Wagner). R7
- 1-10-GB 40 (2:26) A.Rodgers pass incomplete deep left to D.Adams.
- 2-10-GB 40 (2:20) A.Rodgers pass incomplete deep left to D.Adams.
- 3-10-GB 40 (2:15) (Shotgun) A.Rodgers sacked at GB 34 for -6 yards (C.Avril).
- 4-16-GB 34 (1:41) J.Vogel punts 41 yards to SEA 25, Center-B.Goode, fair catch by T.Lockett.

### Seattle Seahawks at 1:34

- 1-10-SEA 25 (1:34) M.Tobin reported in as eligible. E.Lacy left end to SEA 23 for -2 yards (J.Ryan).
- 2-12-SEA 23 (:52) (Shotgun) C.Prosise right tackle to SEA 23 for no gain (B.Martinez, M.Daniels).
- 3-12-SEA 23 (:14) (Shotgun) R.Wilson pass short left to J.Graham to SEA 29 for 6 yards (M.Burnett, Q.Rollins).

### END OF QUARTER

	Score	Time Poss	First Downs				Efficiencies	
			R	P	X	T	3 Down	4 Down
Seattle Seahawks	0	4:41	0	0	0	0	0/3	0/0
Green Bay Packers	0	10:19	2	4	1	7	3/4	0/0

## Second Quarter

9/10/2017

## Play By Play

Seattle Seahawks continued.

4-6-SEA 29 (15:00) J.Ryan punts 59 yards to GB 12, Center-T.Ott. T.Davis to GB 12 for no gain (D.Alexander).

## Green Bay Packers at 14:48

1-10-GB 12 (14:48) (Shotgun) A.Rodgers pass incomplete short right to M.Bennett.

2-10-GB 12 (14:40) A.Rodgers pass short left to D.Adams ran ob at GB 25 for 13 yards (S.Griffin). P8

1-10-GB 25 (14:09) (No Huddle, Shotgun) A.Rodgers pass short left to D.Adams pushed ob at GB 38 for 13 yards (S.Griffin). P9

1-10-GB 38 (13:51) (No Huddle, Shotgun) A.Rodgers pass short left to R.Cobb pushed ob at GB 43 for 5 yards (J.Coleman).

*PENALTY on SEA-S.Griffin, Defensive Holding, 5 yards, enforced at GB 38 - No Play.* X10

1-10-GB 43 (13:28) T.Montgomery left end to GB 45 for 2 yards (K.Wright).

2-8-GB 45 (12:53) (No Huddle, Shotgun) A.Rodgers pass short right to J.Nelson to GB 46 for 1 yard (E.Thomas).

3-7-GB 46 (12:10) (Shotgun) A.Rodgers sacked at GB 40 for -6 yards (M.Bennett).

4-13-GB 40 (12:10) (Punt formation) *PENALTY on GB-M.Evans, False Start, 5 yards, enforced at GB 40 - No Play.*

4-18-GB 35 (11:21) J.Vogel punts 45 yards to SEA 20, Center-B.Goode, fair catch by T.Lockett.

## Seattle Seahawks at 11:13

1-10-SEA 20 (11:13) (Shotgun) R.Wilson pass short left to P.Richardson pushed ob at SEA 26 for 6 yards (D.Randall).

2-4-SEA 26 (10:43) R.Wilson pass short left to J.Graham pushed ob at SEA 29 for 3 yards (M.Burnett).

3-1-SEA 29 (10:06) R.Wilson pass short right to C.Carson pushed ob at SEA 39 for 10 yards (D.House). P1

*Penalty on GB-D.House, Defensive Holding, declined.*

1-10-SEA 39 (9:48) C.Carson up the middle to SEA 43 for 4 yards (C.Matthews).

2-6-SEA 43 (9:11) R.Wilson pass incomplete short right to L.Willson.

3-6-SEA 43 (9:03) (Shotgun) R.Wilson pass incomplete deep right to T.Lockett [M.Daniels].

4-6-SEA 43 (8:57) J.Ryan punts 52 yards to GB 5, Center-T.Ott, fair catch by T.Davis.

## Green Bay Packers at 8:49

1-10-GB 5 (8:49) T.Montgomery left tackle to GB 8 for 3 yards (J.Reed). SEA-C.Avril was injured during the play. His return is Questionable.

2-7-GB 8 (8:12) T.Montgomery left end to GB 8 for no gain (K.Wright, J.Reed).

3-7-GB 8 (7:29) (Shotgun) A.Rodgers pass incomplete short right to R.Cobb.

4-7-GB 8 (7:24) J.Vogel punts 57 yards to SEA 35, Center-B.Goode. T.Lockett pushed ob at SEA 42 for 7 yards (M.Evans).

*PENALTY on SEA-T.Madden, Illegal Block Above the Waist, 10 yards, enforced at SEA 42.*

## Seattle Seahawks at 7:12

1-10-SEA 32 (7:12) M.Tobin reported in as eligible. E.Lacy left tackle to SEA 32 for no gain (A.Brooks, J.Ryan).

2-10-SEA 32 (6:35) (Shotgun) R.Wilson pass incomplete deep left to P.Richardson.

3-10-SEA 32 (6:30) (Shotgun) R.Wilson pass short right to J.Graham to SEA 31 for -1 yards (Q.Rollins).

4-11-SEA 31 (5:48) J.Ryan punts 40 yards to GB 29, Center-T.Ott, downed by SEA-N.Vannett.

## Green Bay Packers at 5:38

1-10-GB 29 (5:38) (Shotgun) A.Rodgers sacked at GB 23 for -6 yards (T.Garvin).

2-16-GB 23 (4:55) (Shotgun) A.Rodgers pass short right to T.Montgomery to GB 28 for 5 yards (B.Wagner; E.Thomas).

Timeout #1 by SEA at 04:31.

3-11-GB 28 (4:30) (Shotgun) A.Rodgers pass short middle to M.Bennett to GB 40 for 12 yards (E.Thomas). P11

1-10-GB 40 (3:48) (No Huddle) T.Montgomery left end to GB 40 for no gain (B.Wagner, K.Wright).

2-10-GB 40 (3:18) (Shotgun) A.Rodgers sacked at GB 33 for -7 yards (sack split by F.Clark and M.Bennett). SEA-S.Richardson was injured during the play.

3-17-GB 33 (2:37) (Shotgun) A.Rodgers pass deep right to D.Adams to SEA 46 for 21 yards (K.Chancellor). P12

## Two-Minute Warning

1-10-SEA 46 (2:00) (Shotgun) A.Rodgers pass incomplete deep left to D.Adams (E.Thomas).

2-10-SEA 46 (1:52) (Shotgun) A.Rodgers pass short left to R.Cobb to SEA 43 for 3 yards (S.Griffin).

3-7-SEA 43 (1:07) (No Huddle, Shotgun) A.Rodgers pass incomplete short right to R.Cobb.

4-7-SEA 43 (1:03) (Punt formation) *Penalty on GB-J.Vogel, Delay of Game, declined.*

4-7-SEA 43 (1:03) J.Vogel punts 32 yards to SEA 11, Center-B.Goode, fair catch by T.Lockett.

## Seattle Seahawks at 0:55

1-10-SEA 11 (:55) C.Prosize left end to SEA 10 for -1 yards (B.Martinez, Q.Rollins).

Timeout #2 by GB at 00:48.

**Seattle Seahawks vs Green Bay Packers at Lambeau Field**

- 2-11-SEA 10 (:48) C.Prosise up the middle to SEA 18 for 8 yards (C.Matthews, D.House).  
Timeout #3 by GB at 00:43.
- 3-3-SEA 18 (:43) C.Prosise right tackle to SEA 22 for 4 yards (M.Daniels). R2  
Timeout #2 by SEA at 00:30.
- 1-10-SEA 22 (:29) (Shotgun) R.Wilson pass deep right to D.Baldwin ran ob at GB 44 for 34 yards (H.Clinton-Dix). P3
- 1-10-GB 44 (:20) (No Huddle, Shotgun) R.Wilson scrambles up the middle ran ob at GB 15 for 29 yards (D.Randall). R4
- 1-10-GB 15 (:12) (Shotgun) R.Wilson pass incomplete short middle to T.McEvoy.
- 2-10-GB 15 (:09) (Shotgun) R.Wilson pass incomplete short middle to T.Lockett (Q.Rollins).
- 3-10-GB 15 (:04) **B.Walsh 33 yard field goal is GOOD, Center-T.Ott, Holder-J.Ryan.**  
*Penalty on GB-D.House, Running Into the Kicker, declined.*

**SEA 3 GB 0, 8 plays, 74 yards, 0:55 drive, 15:00 elapsed**

**END OF QUARTER**

	Score	Time Poss	First Downs				Efficiencies	
			R	P	X	T	3 Down	4 Down
Seattle Seahawks	3	5:05	2	2	0	4	2/4	0/0
Green Bay Packers	0	9:55	0	4	1	5	2/5	0/0

## Third Quarter

9/10/2017

## Play By Play

GB elects to Receive, and SEA elects to defend the goal.

B.Walsh kicks 65 yards from SEA 35 to end zone, Touchback.

## Green Bay Packers at 15:00

1-10-GB 25 (15:00) T.Montgomery left tackle to GB 29 for 4 yards (B.Wagner).  
 2-6-GB 29 (14:27) (No Huddle) A.Rodgers pass short left to J.Nelson to GB 38 for 9 yards (S.Griffin). P13  
 1-10-GB 38 (14:01) (No Huddle) A.Rodgers pass incomplete short left to J.Nelson [S.Richardson].  
*PENALTY on GB-J.Evans, Offensive Holding, 10 yards, enforced at GB 38 - No Play.*  
 1-20-GB 28 (13:56) T.Montgomery left tackle to GB 36 for 8 yards (E.Thomas).  
 2-12-GB 36 (13:12) (Shotgun) A.Rodgers pass incomplete short right to R.Cobb.  
 3-12-GB 36 (13:03) (Shotgun) A.Rodgers pass incomplete deep right to D.Adams.  
*PENALTY on SEA-D.Bass, Defensive Offside, 5 yards, enforced at GB 36 - No Play.*  
 3-7-GB 41 (12:56) (Shotgun) A.Rodgers Aborted. C.Linsley FUMBLES at GB 35, recovered by GB-A.Rodgers at GB 35. A.Rodgers to GB 35 for no gain (M.Smith).  
 4-13-GB 35 (12:10) J.Vogel punts 44 yards to SEA 21, Center-B.Goode, fair catch by T.Lockett.

## Seattle Seahawks at 12:04

1-10-SEA 21 (12:04) R.Wilson sacked at SEA 11 for -10 yards (sack split by M.Daniels and N.Perry).  
 2-20-SEA 11 (11:27) (Shotgun) C.Carson up the middle to SEA 13 for 2 yards (K.Clark).  
 3-18-SEA 13 (10:46) (Shotgun) R.Wilson sacked at SEA 3 for -10 yards (M.Daniels). FUMBLES (M.Daniels) [M.Daniels], RECOVERED by GB-K.Fackrell at SEA 6. K.Fackrell to SEA 6 for no gain (J.Britt).

## Green Bay Packers at 10:39

1-6-SEA 6 (10:39) (Shotgun) T.Montgomery left tackle for 6 yards, TOUCHDOWN. R14  
 M.Crosby extra point is GOOD, Center-B.Goode, Holder-J.Vogel.

**SEA 3 GB 7, 1 plays, 6 yards, 0:06 drive, 4:27 elapsed**

M.Crosby kicks 64 yards from GB 35 to SEA 1. T.Lockett to SEA 26 for 25 yards (J.Jones).

## Seattle Seahawks at 10:33, (1st play from scrimmage 10:29)

1-10-SEA 26 (10:29) C.Carson right end to SEA 29 for 3 yards (M.Daniels, N.Perry).  
 2-7-SEA 29 (9:46) *PENALTY on SEA-L.Willson, False Start, 5 yards, enforced at SEA 29 - No Play.*  
 2-12-SEA 24 (9:26) (Shotgun) R.Wilson scrambles up the middle to SEA 35 for 11 yards (K.Brice).  
 3-1-SEA 35 (8:42) (Shotgun) R.Wilson sacked at SEA 35 for 0 yards (K.Clark).  
*PENALTY on GB-N.Perry, Defensive Offside, 5 yards, enforced at SEA 35 - No Play.* X5  
 1-10-SEA 40 (8:28) C.Carson up the middle to GB 30 for 30 yards (Q.Rollins, K.Brice). R6  
 1-10-GB 30 (7:39) (Shotgun) R.Wilson pass short left to P.Richardson pushed ob at GB 18 for 12 yards (D.Randall). P7  
 1-10-GB 18 (7:05) E.Lacy right end to GB 21 for -3 yards (M.Daniels).  
 2-13-GB 21 (6:22) (Shotgun) R.Wilson pass short left to N.Vannett to GB 11 for 10 yards (H.Clinton-Dix, Q.Rollins).  
 3-3-GB 11 (5:40) (Shotgun) R.Wilson pass short right to T.Lockett to GB 3 for 8 yards (Q.Rollins) [K.Fackrell]. P8  
 1-3-GB 3 (5:11) (No Huddle) C.Carson left tackle to GB 3 for no gain (K.Brice).  
 2-3-GB 3 (4:36) R.Wilson pass incomplete short left to P.Richardson (D.Randall).  
 3-3-GB 3 (4:30) (Shotgun) R.Wilson pass incomplete short right to J.Graham [M.Daniels].  
 4-3-GB 3 (4:23) B.Walsh 21 yard field goal is GOOD, Center-T.Ott, Holder-J.Ryan.

**SEA 6 GB 7, 11 plays, 71 yards, 1 penalty, 6:13 drive, 10:40 elapsed**

B.Walsh kicks 65 yards from SEA 35 to end zone, Touchback.

## Green Bay Packers at 4:20

1-10-GB 25 (4:20) A.Rodgers pass incomplete short right to T.Montgomery.  
*PENALTY on GB-J.Evans, Offensive Holding, 10 yards, enforced at GB 25 - No Play.*  
 1-20-GB 15 (4:11) (Shotgun) A.Rodgers pass short left to L.Kendricks to GB 24 for 9 yards (B.Wagner; E.Thomas).  
 2-11-GB 24 (3:36) (No Huddle, Shotgun) A.Rodgers pass incomplete short right to L.Kendricks [T.Garvin].  
 3-11-GB 24 (3:31) (Shotgun) A.Rodgers scrambles left end ran ob at GB 37 for 13 yards (K.Chancellor). R15  
 1-10-GB 37 (2:55) (Shotgun) A.Rodgers pass short middle to M.Bennett to GB 42 for 5 yards (K.Chancellor).  
 2-5-GB 42 (2:20) T.Montgomery left tackle to GB 48 for 6 yards (S.Richardson, K.Chancellor). SEA-M.Bennett was injured during the play. R16  
 1-10-GB 48 (1:48) (Shotgun) A.Rodgers pass short middle to T.Montgomery to SEA 40 for 12 yards (K.Wright; T.Garvin). SEA-J.Reed was injured during the play. SEA-F.Clark was injured during the play. P17  
 1-10-SEA 40 (1:22) A.Rodgers pass short right to R.Cobb to SEA 34 for 6 yards (E.Thomas).



**Seattle Seahawks vs Green Bay Packers at Lambeau Field**

2-4-SEA 34 (:47) (Shotgun) A.Rodgers pass short left to T.Montgomery pushed ob at SEA 32 for 2 yards (S.Griffin).

3-2-SEA 32 (:22) **(No Huddle) A.Rodgers pass deep middle to J.Nelson for 32 yards, TOUCHDOWN.**

P18

*Penalty on SEA-T.Garvin, Defensive 12 On-field, declined.*

M.Crosby extra point is GOOD, Center-B.Goode, Holder-J.Vogel.

**SEA 6 GB 14, 9 plays, 75 yards, 4:03 drive, 14:43 elapsed**

M.Crosby kicks 52 yards from GB 35 to SEA 13. T.Lockett to SEA 22 for 9 yards (K.Fackrell).

*PENALTY on GB-J.Jones, Offside on Free Kick, 5 yards, enforced at GB 35 - No Play.*

M.Crosby kicks 67 yards from GB 30 to SEA 3. T.Lockett to SEA 26 for 23 yards (K.Fackrell).

**Seattle Seahawks at 0:17, (1st play from scrimmage 0:05)**

1-10-SEA 26 (:05) R.Wilson pass short middle to D.Baldwin to SEA 37 for 11 yards (H.Clinton-Dix).

P9

**END OF QUARTER**

	Score	Time Poss	First Downs				Efficiencies	
			R	P	X	T	3 Down	4 Down
Seattle Seahawks	6	7:55	1	3	1	5	1/3	0/0
Green Bay Packers	14	7:05	3	3	0	6	2/3	0/0

## Fourth Quarter

9/10/2017

## Play By Play

Seattle Seahawks continued.

- 1-10-SEA 37 (15:00) R.Wilson pass short left to D.Baldwin pushed ob at SEA 44 for 7 yards (H.Clinton-Dix).  
 2-3-SEA 44 (14:36) C.Carson left end to SEA 44 for no gain (Q.Rollins).  
 3-3-SEA 44 (13:52) (Shotgun) R.Wilson pass incomplete deep left to J.Graham.  
 4-3-SEA 44 (13:47) J.Ryan punts 31 yards to GB 25, Center-T.Ott, downed by SEA-A.Darboh.

## Green Bay Packers at 13:38

- 1-10-GB 25 (13:38) (Shotgun) A.Rodgers pass short left to R.Cobb to GB 30 for 5 yards (S.Griffin).  
 2-5-GB 30 (12:54) (Shotgun) T.Montgomery up the middle to GB 36 for 6 yards (N.Jones, D.Bass). R19  
1-10-GB 36 (12:10) (Shotgun) A.Rodgers pass short left to T.Montgomery to SEA 44 for 20 yards (S.Griffin). P20  
1-10-SEA 44 (11:22) (Shotgun) A.Rodgers pass short middle to R.Cobb to SEA 36 for 8 yards (J.Coleman).  
 2-2-SEA 36 (10:40) T.Montgomery right tackle to SEA 33 for 3 yards (M.Bennett). R21  
1-10-SEA 33 (9:56) (Shotgun) A.Rodgers pass incomplete short right to M.Bennett [C.Avril].  
 2-10-SEA 33 (9:49) (Shotgun) J.Williams left tackle to SEA 27 for 6 yards (E.Thomas).  
 3-4-SEA 27 (9:05) (Shotgun) A.Rodgers pass short middle to J.Nelson to SEA 22 for 5 yards (S.Griffin). P22  
1-10-SEA 22 (8:21) A.Rodgers pass incomplete short right to R.Cobb (J.Coleman).  
 2-10-SEA 22 (8:16) (Shotgun) A.Rodgers pass incomplete deep left to J.Nelson (S.Griffin).  
 Timeout #1 by GB at 08:11.  
 3-10-SEA 22 (8:11) (Shotgun) A.Rodgers pass incomplete short left to D.Adams [S.Richardson].  
 4-10-SEA 22 **(8:05) M.Crosby 40 yard field goal is GOOD, Center-B.Goode, Holder-J.Vogel.**

SEA 6 GB 17, 12 plays, 53 yards, 5:37 drive, 6:59 elapsed

M.Crosby kicks 65 yards from GB 35 to end zone, Touchback.

## Seattle Seahawks at 8:01

- 1-10-SEA 25 (8:01) (Shotgun) R.Wilson pass short middle to D.Baldwin to SEA 36 for 11 yards (M.Burnett). P10  
1-10-SEA 36 (7:33) (No Huddle, Shotgun) R.Wilson pass deep left to P.Richardson to GB 36 for 28 yards (D.Randall). P11  
1-10-GB 36 (7:03) (No Huddle) R.Wilson pass short left to P.Richardson to GB 23 for 13 yards (D.Randall). P12  
1-10-GB 23 (6:37) (No Huddle, Shotgun) R.Wilson pass incomplete deep left to P.Richardson.  
 2-10-GB 23 (6:33) (Shotgun) R.Wilson pass incomplete deep left to A.Darboh (H.Clinton-Dix).  
 3-10-GB 23 (6:26) (Shotgun) R.Wilson pass incomplete short middle to J.Graham (M.Burnett).  
 4-10-GB 23 **(6:21) B.Walsh 41 yard field goal is GOOD, Center-T.Ott, Holder-J.Ryan.**

SEA 9 GB 17, 7 plays, 52 yards, 1:44 drive, 8:43 elapsed

B.Walsh kicks 65 yards from SEA 35 to end zone, Touchback.

## Green Bay Packers at 6:17

- 1-10-GB 25 (6:17) T.Montgomery left end pushed ob at GB 27 for 2 yards (S.Richardson).  
 Timeout #2 by GB at 05:28.  
 2-8-GB 27 (5:28) (Shotgun) A.Rodgers pass short left to T.Montgomery to GB 39 for 12 yards (R.Sherman) [S.Richardson].  
*Penalty on GB-M.Bennett, Offensive Pass Interference, offsetting, enforced at GB 27 - No Play.*  
*Penalty on SEA-R.Sherman, Defensive Holding, offsetting.*  
 2-8-GB 27 (4:59) (Shotgun) A.Rodgers pass short left to R.Cobb pushed ob at GB 37 for 10 yards (J.Coleman). P23  
1-10-GB 37 (4:53) T.Montgomery right tackle to GB 40 for 3 yards (K.Wright).  
 2-7-GB 40 (4:07) A.Rodgers pass short left to J.Nelson to GB 49 for 9 yards (S.Griffin). P24  
1-10-GB 49 (3:24) A.Rodgers pass incomplete short left to R.Rodgers.  
*PENALTY on SEA-M.Bennett, Defensive Offside, 5 yards, enforced at GB 49 - No Play.*  
 1-5-SEA 46 (3:19) T.Montgomery left tackle to SEA 46 for no gain (S.Richardson).  
 Timeout #1 by SEA at 03:15.  
 2-5-SEA 46 (3:15) (Shotgun) T.Montgomery left guard to SEA 45 for 1 yard (B.Wagner, E.Thomas).  
 Timeout #2 by SEA at 03:09.  
 3-4-SEA 45 (3:09) (Shotgun) A.Rodgers scrambles up the middle to SEA 39 for 6 yards (K.Wright). R25  
*PENALTY on GB-M.Bennett, Unnecessary Roughness, 15 yards, enforced between downs.*  
1-10-GB 46 (2:59) A.Rodgers pass deep left intended for J.Nelson INTERCEPTED by E.Thomas at SEA 0. Touchback.  
*PENALTY on SEA-M.Bennett, Defensive Offside, 5 yards, enforced at GB 46 - No Play.*  
*Penalty on SEA-S.Griffin, Defensive Holding, declined.*  
 1-5-SEA 49 (2:51) T.Montgomery right guard to 50 for -1 yards (J.Reed).

**Seattle Seahawks vs Green Bay Packers at Lambeau Field**

Timeout #3 by SEA at 02:45.

2-6-50 (2:45) A.Rodgers pass short right to M.Bennett to SEA 24 for 26 yards (B.Wagner, E.Thomas).

P26

Two-Minute Warning

1-10-SEA 24 (2:00) A.Rodgers kneels to SEA 25 for -1 yards.

2-11-SEA 25 (1:18) A.Rodgers kneels to SEA 26 for -1 yards.

3-12-SEA 26 (:39) A.Rodgers kneels to SEA 27 for -1 yards.

**END OF QUARTER**

	Score	Time Poss	First Downs				Efficiencies	
			R	P	X	T	3 Down	4 Down
Seattle Seahawks	9	3:06	0	3	0	3	0/2	0/0
Green Bay Packers	17	11:54	3	5	0	8	2/4	0/0

# Miscellaneous Statistics Report

Seattle Seahawks vs Green Bay Packers

9/10/2017 at Lambeau Field

## Ten Longest Plays for Seattle Seahawks

Yards	Qtr	Play Start	Play Description
34	2	1-10-SEA 22	(:29) (Shotgun) R.Wilson pass deep right to D.Baldwin ran ob at GB 44 for 34 yards (H.Clinton-Dix).
30	3	1-10-SEA 40	(8:28) C.Carson up the middle to GB 30 for 30 yards (Q.Rollins, K.Brice).
29	2	1-10-GB 44	(:20) (No Huddle, Shotgun) R.Wilson scrambles up the middle ran ob at GB 15 for 29 yards (D.Randall).
28	4	1-10-SEA 36	(7:33) (No Huddle, Shotgun) R.Wilson pass deep left to P.Richardson to GB 36 for 28 yards (D.Randall).
13	4	1-10-GB 36	(7:03) (No Huddle) R.Wilson pass short left to P.Richardson to GB 23 for 13 yards (D.Randall).
12	3	1-10-GB 30	(7:39) (Shotgun) R.Wilson pass short left to P.Richardson pushed ob at GB 18 for 12 yards (D.Randall).
11	3	2-12-SEA 24	(9:26) (Shotgun) R.Wilson scrambles up the middle to SEA 35 for 11 yards (K.Brice).
11	3	1-10-SEA 26	(:05) R.Wilson pass short middle to D.Baldwin to SEA 37 for 11 yards (H.Clinton-Dix).
11	4	1-10-SEA 25	(8:01) (Shotgun) R.Wilson pass short middle to D.Baldwin to SEA 36 for 11 yards (M.Burnett).
10	2	3-1-SEA 29	(10:06) R.Wilson pass short right to C.Carson pushed ob at SEA 39 for 10 yards (D.House). Penalty on GB-D.House, Defensive Holding, declined.

## Ten Longest Plays for Green Bay Packers

Yards	Qtr	Play Start	Play Description
32	3	3-2-SEA 32	(:22) (No Huddle) A.Rodgers pass deep middle to J.Nelson for 32 yards, TOUCHDOWN.
29	1	3-2-GB 39	(10:26) (Shotgun) A.Rodgers pass short middle to R.Cobb to SEA 32 for 29 yards (E.Thomas).
26	4	2-6-50	(2:45) A.Rodgers pass short right to M.Bennett to SEA 24 for 26 yards (B.Wagner, E.Thomas).
21	2	3-17-GB 33	(2:37) (Shotgun) A.Rodgers pass deep right to D.Adams to SEA 46 for 21 yards (K.Chancellor).
20	4	1-10-GB 36	(12:10) (Shotgun) A.Rodgers pass short left to T.Montgomery to SEA 44 for 20 yards (S.Griffin).
14	1	2-10-GB 32	(12:00) A.Rodgers pass short right to R.Cobb pushed ob at GB 46 for 14 yards (J.Lane).
13	1	2-15-GB 26	(11:02) A.Rodgers pass short left to J.Nelson pushed ob at GB 39 for 13 yards (S.Griffin).
13	2	2-10-GB 12	(14:40) A.Rodgers pass short left to D.Adams ran ob at GB 25 for 13 yards (S.Griffin).
13	2	1-10-GB 25	(14:09) (No Huddle, Shotgun) A.Rodgers pass short left to D.Adams pushed ob at GB 38 for 13 yards (S.Griffin).
13	3	3-11-GB 24	(3:31) (Shotgun) A.Rodgers scrambles left end ran ob at GB 37 for 13 yards (K.Chancellor).

## Touchdown Scoring Information

		Offense	Defense	Special Teams
<b>VISITOR</b>	Seattle Seahawks	0	0	0
<b>HOME</b>	Green Bay Packers	2	0	0

## Player Scoring Information

Club	Player	TD	Rush TD	Rec TD	KO TD	Punt TD	Int TD	Fum TD	Misc TD	FG	XP	2Pt Rush	2Pt Rec	Sfty	Points
SEA	B.Walsh	0	0	0	0	0	0	0	0	3	0	0	0	0	9
GB	T.Montgomery	0	1	0	0	0	0	0	0	0	0	0	0	0	6
GB	J.Nelson	0	0	1	0	0	0	0	0	0	0	0	0	0	6
GB	M.Crosby	0	0	0	0	0	0	0	0	1	2	0	0	0	5

## Possession Detail

	First Half		Second Half		Game	
	Visitor	Home	Visitor	Home	Visitor	Home
Largest Lead	3	0	0	11	3	11
Drives Leading	0	0	1	4	1	4
Time of Possession Leading	0:00	0:00	1:25	16:03	1:25	16:03
Largest Deficit	0	-3	-11	0	-11	-3
Drives Trailing	0	0	3	1	3	1
Time of Possession Trailing	0:00	0:00	9:36	2:56	9:36	2:56
Times Score Tied Up		0		0		0
Lead Changes		1		1		2

# Playtime Percentage

*Percent of playtime per player on offense, defense and special teams*

## Seattle Seahawks

## Green Bay Packers

		Offense	Defense	Special Teams				Offense	Defense	Special Teams			
M Glowinski	G	49	100%	8	32%	J Evans	G	82	100%	3	12%		
J Britt	C	49	100%	3	12%	D Bakhtiari	T	82	100%	3	12%		
R Odhiambo	G	49	100%	3	12%	L Taylor	G	82	100%	3	12%		
G Ifedi	G	49	100%	3	12%	K Murphy	T	82	100%	3	12%		
L Joeckel	T	49	100%	3	12%	C Linsley	C	82	100%				
R Wilson	QB	49	100%			A Rodgers	QB	82	100%				
D Baldwin	WR	43	88%	4	16%	J Nelson	WR	76	93%				
P Richardson	WR	41	84%	1	4%	T Montgomery	WR	74	90%				
J Graham	TE	40	82%			D Adams	WR	67	82%				
T Lockett	WR	26	53%	10	40%	M Bennett	TE	67	82%				
C Carson	RB	26	53%			R Cobb	WR	63	77%				
L Willson	TE	17	35%	14	56%	A Ripkowski	FB	22	27%	13	52%		
C Proise	RB	16	33%	4	16%	L Kendricks	TE	21	26%	3	12%		
T McEvoy	WR	9	18%	12	48%	T Davis	WR	6	7%	6	24%		
N Vannett	TE	8	16%	14	56%	J Williams	RB	6	7%				
E Lacy	RB	7	14%			R Rodgers	TE	5	6%	3	12%		
T Madden	RB	5	10%	12	48%	J Janis	WR	3	4%	19	76%		
A Darboh	WR	5	10%	4	16%	D House	CB		49	100%	4	16%	
M Tobin	T	2	4%			M Burnett	SS		49	100%	3	12%	
K Chancellor	SS		82	100%	7	28%	H Clinton-Dix	FS		49	100%	3	12%
R Sherman	CB		82	100%	4	16%	K Brice	FS		47	96%	15	60%
B Wagner	LB		82	100%	4	16%	Q Rollins	CB		46	94%	7	28%
K Wright	LB		82	100%	2	8%	C Matthews	LB		43	88%	2	8%
E Thomas	FS		82	100%			B Martinez	LB		42	86%	8	32%
S Griffin	DB		77	94%	3	12%	N Perry	LB		42	86%	3	12%
M Bennett	DE		66	80%			D Randall	CB		40	82%	8	32%
C Avril	DE		58	71%	1	4%	M Daniels	DT		38	78%	3	12%
S Richardson	DT		54	66%	4	16%	K Clark	DT		37	76%	3	12%
J Reed	DT		48	59%	3	12%	D Lowry	DE		15	31%	6	24%
F Clark	DE		46	56%	3	12%	K Fackrell	LB		12	24%	21	84%
J Coleman	CB		41	50%	8	32%	K King	DB		6	12%	6	24%
T Garvin	LB		31	38%	9	36%	R Jean Francois	DT		6	12%	1	4%
N Jones	DT		24	29%	3	12%	A Brooks	LB		6	12%	1	4%
D Bass	LB		17	21%	13	52%	J Ryan	LB		5	10%	19	76%
M Smith	DE		15	18%	1	4%	J Thomas	LB		5	10%	19	76%
J Lane	CB		8	10%			L Gunter	CB		2	4%	14	56%
D McDonald	LB		3	4%	21	84%	J Jones	DB				21	84%
N Thorpe	CB		2	2%	20	80%	M Evans	SS				19	76%
B McDougald	FS		1	1%	21	84%	M Crosby	K				8	32%
D Alexander	LB		1	1%	20	80%	B Goode	LS				8	32%
J Ryan	P			9	36%	J Vogel	P					8	32%
T Ott	LS			9	36%	J McCray	G					5	20%
E Pocic	T			8	32%	J Spriggs	T					1	4%
B Walsh	K			6	24%	C Odom	DE					1	4%

