

# PACKERS

*WEEKLY MEDIA INFORMATION PACKET*



**CHICAGO BEARS vs GREEN BAY PACKERS**

Thursday, September 28, 2017 @ 7:25 p.m. CDT • Lambeau Field



# THE DOPE SHEET

OFFICIAL PROGRAM AND PUBLICATION, ACME-PACKERS FOOTBALL TEAM.

Packers Public Relations • Lambeau Field Atrium • 1265 Lombardi Avenue • Green Bay, WI 54304 • 920/569-7500 • 920/569-7201 fax  
Jason Wahlers, Sarah Quick, Tom Fanning, Nathan LoCascio

**VOL. XIX; NO. 10**

## GREEN BAY (2-1) VS. CHICAGO (1-2)

Thursday, Sept. 28 • Lambeau Field • 7:25 p.m. CDT

### PACKERS FACE THE BEARS IN PRIMETIME

The Green Bay Packers will host the Chicago Bears at Lambeau Field on Thursday Night Football.

- ▶ The Packers are hosting the Chicago Bears on a Thursday night for the third consecutive season.
- ▶ The division rivals square off in a prime-time contest for the 12th consecutive season.
- ▶ The Packers have won seven of the last nine meetings against the Bears at Lambeau Field, including a 26-10 victory last season in Week 7.
- ▶ Green Bay has outscored Chicago, 240-120, in the last nine games, scoring 20-plus points in seven of those contests.
- ▶ Thursday will mark game No. 195 in the NFL's oldest rivalry. The series is tied at 94-94-6, which includes two playoff games (1-1).
- ▶ This Thursday's game will come nearly 60 years after Lambeau Field (originally called Green Bay City Stadium) hosted its first regular season game, a matchup between the Packers and Bears on Sept. 29, 1957.
- ▶ Under Head Coach **Mike McCarthy**, the Packers are 16-7 against the Bears during the regular and postseason, including wins in 12 of the last 14 games.
- ▶ In all but one of the 16 wins under McCarthy, Green Bay has scored at least 20 points.
- ▶ In the first 15 seasons of the NFC North (2002-16), the Packers (nine) and Bears (three) accounted for 12 division titles.
- ▶ The Packers have won their first two home games for the fifth consecutive season.
- ▶ Including the postseason, Green Bay has won six consecutive games at Lambeau Field.
- ▶ Green Bay has won at least two of its first three games for the third consecutive season and for the eighth time in the last 11 seasons.
- ▶ The Packers have won eight of their last nine regular-season games.
- ▶ LB **Clay Matthews** (74.0) is a sack away from passing Kabeer Gbaja-Biamila (74.5, 2000-08) for the most in franchise history (since 1982).
- ▶ Green Bay will travel to Dallas to play the Cowboys in Week 5. Including the playoffs, it will be the fifth straight season the Packers and Cowboys have met.



### RODGERS AND THE BEARS

- ▶ With **Aaron Rodgers** as the starting quarterback, Green Bay is 15-4 during the regular and postseason against the Bears, with one loss coming in 2013 after Rodgers left the game with an injury after the first series.
- ▶ In the 19 games against Chicago, Rodgers has an overall passer rating of 103.2 and has posted a 100-plus passer rating in four of the last six matchups, including a rating of 102.2 in the first meeting last season.
- ▶ Of the players that have attempted 175 or more passes against the Bears during the regular and postseason, Rodgers' 103.2 passer rating is No. 1 in league history.
- ▶ Since 2008, Rodgers has four games with a passer rating of 140-plus against the Bears, ranking No. 1 among NFL quarterbacks. No other NFL quarterback has more than one against Chicago over that time span.

**REGULAR-SEASON WEEK 4**

### WITH THE CALL

Thursday night's game will be televised to a national audience on CBS and NFL Network, as well as streamed on Amazon, with play-by-play man **Jim Nantz** and analyst **Tony Romo** handling the call from the broadcast booth and **Tracy Wolfson** and **Jay Feely** reporting from the sidelines.

- ▶ In Wisconsin, CBS affiliates around the state, including WFRV (Ch. 5) in Green Bay and WDJT (Ch. 58) in Milwaukee, will carry the Thursday night contest.
- ▶ Milwaukee's WTMJ (620 AM), airing Green Bay games since November 1929, heads up the Packers Radio Network that is made up of 50 stations in five states. **Wayne Larrivee** (play-by-play) and two-time Packers Pro Bowler **Larry McCarren** (analyst) call the action. McCarren first joined the team's broadcasts in 1995 and enters his 23rd season calling Packers games. After originally being paired together in 1999, McCarren and Larrivee enter their 19th season of broadcasts together.
- ▶ Westwood One Sports will air the game across the country. **Ian Eagle** (play-by-play) and **Tony Boselli** (analyst) will call the action and **Scott Graham** will host pregame and halftime shows.
- ▶ The broadcast is also available on Sirius Satellite Radio (WTMJ feed).

### REGULAR SEASON

Date	Opponent	Time (CT)	TV
Sun., Sept. 10	SEATTLE SEAHAWKS	.....W, 17-9	78,381
Sun., Sept. 17	at Atlanta Falcons	.....L, 23-34	70,826
Sun., Sept. 24	CINCINNATI BENGALS (Gold Pkg.)	.....W, 27-24	78,323
Thu., Sept. 28	CHICAGO BEARS	.....7:25 p.m.	CBS/NFLN/Amazon
Sun., Oct. 8	at Dallas Cowboys	.....*3:25 p.m.	FOX
Sun., Oct. 15	at Minnesota Vikings	.....*12 p.m.	FOX
Sun., Oct. 22	NEW ORLEANS SAINTS	.....*12 p.m.	FOX
Sun., Oct. 29	BYE		
Mon., Nov. 6	DETROIT LIONS (Gold Pkg.)	.....7:30 p.m.	ESPN
Sun., Nov. 12	at Chicago Bears	.....*12 p.m.	FOX
Sun., Nov. 19	BALTIMORE RAVENS	.....*12 p.m.	CBS
Sun., Nov. 26	at Pittsburgh Steelers	.....*7:30 p.m.	NBC
Sun., Dec. 3	TAMPA BAY BUCCANEERS	.....*12 p.m.	FOX
Sun., Dec. 10	at Cleveland Browns	.....*12 p.m.	FOX
Sun., Dec. 17	at Carolina Panthers	.....*12 p.m.	FOX
Sat., Dec. 23	MINNESOTA VIKINGS	.....7:30 p.m.	NBC
Sun., Dec. 31	at Detroit Lions	.....*12 p.m.	FOX

\*—Start time and broadcast may shift due to NFL flexible scheduling

### NFL POSTSEASON DATES

Jan. 6-7 ..... AFC and NFC Wild Card Playoffs  
 Jan. 13-14 ..... AFC and NFC Divisional Playoffs  
 Jan. 21 ..... AFC and NFC Championship Games  
 Jan. 28 ..... Pro Bowl, Camping World Stadium, Orlando, Fla.  
 Feb. 4 ..... Super Bowl LII, U.S. Bank Stadium, Minnesota





# PACKERS VS. BEARS - WEEK 4

## DIVISIONAL DRIVE

The Packers have a 48-17-1 (.735) overall regular-season record against NFC North opponents under Head Coach **Mike McCarthy**, a divisional mark that ranks **No. 2 in the NFL** since 2006:

<u>Team</u>	<u>Div. W-L Record</u>	<u>Pct.</u>
1. New England	51-15-0	.773
<b>2. Green Bay</b>	<b>48-17-1</b>	<b>.735</b>
3. Indianapolis	47-19-0	.712
4. Pittsburgh	45-22-0	.672
5. Baltimore	42-26-0	.618
6. Seattle	40-26-1	.604

- ▶ Green Bay was plus-7 in turnover margin against division opponents last season, ranking **No. 3 in the NFL** (New England, plus-10 / Atlanta, plus-8).
- ▶ In the Packers' 66 divisional games under McCarthy, they have registered a plus-43 turnover differential (**No. 2 in the NFL** since 2006).
- ▶ Green Bay ranked **No. 5 in the NFL** last season in point differential against division opponents:

<u>Team</u>	<u>Point Differential (2016)</u>
1. New England	plus-71
2. Kansas City	plus-66
3. Atlanta	plus-59
4. Arizona	plus-52
<b>5. Green Bay</b>	<b>plus-43</b>
6. Seattle	plus-33

- ▶ The Packers are **No. 2 in the NFL** since 2006 in point differential against division opponents:

<u>Team</u>	<u>Point Differential (Since 2006)</u>
1. New England	plus-669
<b>2. Green Bay</b>	<b>plus-468</b>
3. Seattle	plus-446
4. Pittsburgh	plus-349
5. Indianapolis	plus-286

- ▶ Green Bay has held NFC North foes to 20 points or less in 38 of those contests, including six of the last 12, and to 10 points or less in 14 of the games.
- ▶ Last season, the Packers ranked **No. 3 in the NFL** in points per game against division opponents (28.8). Dating back to 2014, Green Bay ranks **No. 2 in the NFL** in points per game versus division foes:

<u>Team</u>	<u>Points Per Game (Since 2014)</u>
1. Atlanta	27.8
<b>2. Green Bay</b>	<b>27.7</b>
3. New England	26.5
4. New Orleans	26.4
5. Philadelphia	26.3

- ▶ Green Bay has scored 30-plus points in 26 divisional games since 2006, including four times last season (**tied for No. 2 in the NFL**). The Packers' 26 games with 30-plus points against division opponents since 2006 **rank No. 3 in the NFL**:

<u>Team</u>	<u>30-Point Games vs. Division</u>
1. New England	30
2. New Orleans	28
<b>3. Green Bay</b>	<b>26</b>
4. Philadelphia	22
5. Indianapolis	21
6t. Carolina	20
6t. N.Y. Giants	20

- ▶ The Packers have won 25 of 33 NFC North games with one tie at home under McCarthy, which ranks **No. 3 in the NFL** since 2006:

<u>Team</u>	<u>Home Div. Record</u>	<u>Pct.</u>
1. New England	28-5-0	.848
2. Indianapolis	27-6-0	.818
<b>3. Green Bay</b>	<b>25-7-1</b>	<b>.773</b>
4. Baltimore	25-9-0	.735
5. Seattle	25-9-0	.735
6. Pittsburgh	24-9-0	.727

- ▶ Packers QB **Aaron Rodgers** ranked in the top five in passer rating and passing touchdowns against division opponents last season:

<u>Player</u>	<u>Passer Rating vs. Division (2016)</u>
1. Matt Ryan, ATL	130.7
2. Tom Brady, NE	116.6
<b>3. Aaron Rodgers, GB</b>	<b>109.7</b>

<u>Player</u>	<u>Passing TDs vs. Division (2016)</u>
1. Matt Ryan, ATL	18
<b>2. Aaron Rodgers, GB</b>	<b>16</b>
3t. Four players	12

- ▶ Rodgers ranks **No. 1 in NFL history** in passer rating versus division opponents:

<u>Player</u>	<u>Passer Rating vs. Division</u>
<b>1. Aaron Rodgers, GB</b>	<b>109.0</b>
2. Steve Young, TB/SF	98.2
3. Peyton Manning, IND/DEN	96.5

- ▶ Green Bay's 37-34 loss at Minnesota in Week 17 of the 2012 season snapped the Packers' 12-game winning streak in regular-season NFC North games, which was the longest divisional winning streak in team history since the league went to a divisional format in 1967:

<u>Seasons</u>	<u>Divisional Winning Streak</u>
<b>1. 2010-2012</b>	<b>12</b>
2t. 1996-97, 2001-02	8
4. 1997-98	7



## PACKERS VS. BEARS - WEEK 4

### HOME SWEET HOME

Green Bay has a long tradition of playing well at Lambeau Field.

- ▶ Green Bay is 2-0 this season and was 6-2 at home during the 2016 regular season. The Packers have finished with a record of .500 or better at home in 10 of the first 11 seasons under Head Coach **Mike McCarthy**.

Season	Home Record
2017	2-0
2016	6-2
2015	5-3
2014	8-0
2013	4-3-1
2012	7-1
2011	8-0
2010	7-1
2009	6-2
2008	4-4
2007	7-1
2006	3-5

- ▶ Green Bay's victory in Week 3 was the 219th at Lambeau Field, the most home wins by any franchise at one stadium in NFL history.
- ▶ The Packers are 10-2 (.833) in home openers under McCarthy, including 9-1 (.900) when QB **Aaron Rodgers** starts.
- ▶ Since the start of 2014, Green Bay is **tied for No. 1 in the NFL** in winning percentage at home during the regular season:

Team	Record At Home (Since 2014)	Pct.
<b>1t. Green Bay</b>	<b>21-5</b>	<b>.808</b>
1t. Denver	21-5	.808
1t. New England	21-5	.808
4. Seattle	20-5	.800
5t. Kansas City	19-6	.760
5t. Pittsburgh	19-6	.760

- ▶ Under McCarthy, Green Bay is 67-22-1 at home during the regular season. The Packers' .750 winning percentage ranks **No. 2 in the NFL** over that span:

Team	Record At Home (Since 2006)	Pct.
1. New England	76-14	.844
<b>2. Green Bay</b>	<b>67-22-1</b>	<b>.750</b>
3. Baltimore	66-23	.742
4. Pittsburgh	65-24	.730
5. Indianapolis	63-27	.700
6. Seattle	62-27	.697

- ▶ The Packers rank **No. 2 in the NFL** in point differential at home since the start of the 2014 season (according to pro-football-reference.com):

Team	Point Differential At Home (Since 2014)
1. New England	plus-319
<b>2. Green Bay</b>	<b>plus-275</b>
3. Seattle	plus-234
4. Pittsburgh	plus-226
5. Kansas City	plus-207

- ▶ In 2014, Green Bay's plus-155 point differential at home was the highest in franchise history (dating back to 1940), eclipsing the plus-151 in 1996.
- ▶ Dating back to 2014, Green Bay ranks **No. 1 in the NFL** in first-quarter scoring margin (plus-159) at home (according to pro-football-reference.com).
- ▶ Under McCarthy, Green Bay has scored 30-plus points at home during the regular season 39 times, winning 37 of those contests. The Packers' 39 home games with at least 30 points are **No. 3 in the league** since 2006:

Team	30-Plus Point Home Games (Since 2006)
1. New England	47
2. New Orleans	44
<b>3. Green Bay</b>	<b>39</b>
4. Dallas	36
5. L.A. Chargers	35

- ▶ QB **Aaron Rodgers** has a 108.8 passer rating at Lambeau Field during the regular season, the **highest home passer rating in NFL history** (minimum 670 pass attempts).
- ▶ Rodgers is among the league leaders in several passing categories at home since he became the starter in 2008 (min. 603 att.):

Player	Passer Rating At Home (Since 2008)
1. Drew Brees, NO	109.3
<b>2. Aaron Rodgers, GB</b>	<b>109.2</b>
3. Tom Brady, NE	103.4

Player	Passing TDs At Home (Since 2008)
1. Drew Brees, NO	203
<b>2. Aaron Rodgers, GB</b>	<b>165</b>
3. Philip Rivers, LAC	138
4. Tom Brady, NE	136

Player	25-Plus-Yard Comp. At Home (Since 2008)
1. Drew Brees, NO	187
<b>2. Aaron Rodgers, GB</b>	<b>172</b>
3. Eli Manning, NYG	167
4. Ben Roethlisberger, PIT	150

Player	TD Percentage At Home (Since 2008)
<b>1. Aaron Rodgers, GB</b>	<b>7.05</b>
2. Drew Brees, NO	7.03
3. Russell Wilson, SEA	6.04
4. Ben Roethlisberger, PIT	5.90

- ▶ Rodgers owns the top three single-season passer ratings at home in NFL history (min. 100 pass att.):

Player	Passer Rating At Home
<b>1. Aaron Rodgers, GB, 2014</b>	<b>133.2</b>
<b>2. Aaron Rodgers, GB, 2011</b>	<b>128.5</b>
<b>3. Aaron Rodgers, GB, 2013</b>	<b>126.4</b>
4. Drew Brees, NO, 2013	126.3
5. Russell Wilson, SEA, 2012	123.6



## PACKERS VS. BEARS - WEEK 4

### SEPTEMBER STARTS

Under Head Coach **Mike McCarthy**, Green Bay has been one of the most successful teams in the league early in the season.

- ▶ Green Bay has won nine consecutive home games in the month of September.
- ▶ The Packers opened the 2017 season with a 17-9 victory over Seattle at home. Green Bay has won its past five home openers and eight of its past 11 Kickoff Weekend games dating back to 2007.
- ▶ Under McCarthy, the Packers are 8-4 in regular-season openers, including a 5-2 mark at home.
- ▶ The Packers are 2-1 this season and have not lost consecutive games in the month of September since 2008.
- ▶ In 2016, Green Bay recorded its 55th win in a road opener, further extending the top mark in NFL history.
- ▶ In 2015, Green Bay went 3-0 in September, marking the third time under McCarthy that the Packers finished the month undefeated (4-0 in 2007 and 3-0 in 2011).
- ▶ Since McCarthy took over in 2006, the Packers have a 26-14 (.650) mark in the month of September. Green Bay's 26 wins are **No. 1 in the NFC and No. 4 in the NFL**:

Team	September Wins (2006-17)
1. Denver	29
2. New England	28
3. Baltimore	27
<b>4. Green Bay</b>	<b>26</b>
5t. Atlanta	25
5t. Dallas	25
7t. Arizona	23
7t. Philadelphia	23
7t. Seattle	23

- ▶ In the month of September under McCarthy (2006-17), the Packers rank at or near the top of the NFL in the following offensive categories:
  - Passing touchdowns (1st, 85)
  - Touchdowns (1st, 123)
  - Passer rating (2nd, 101.1)
  - Touchdowns per game (2nd, 3.08)
  - Touchdown/interception ratio (2nd, 3.70, 85/23)
  - Points per game (2nd, 26.0)
  - Turnovers (3rd, 49)

- ▶ In 2015, QB **Aaron Rodgers** recorded a passer rating of 135.4 in the month of September. Dating back to 1970, it ranks **No. 5 among NFL quarterbacks** in the month of September (min. 40 pass attempts).

Quarterback	Passer Rating in Sept.
1. Tom Brady, NE, 2007	141.81
2. Randall Cunningham, PHI, 1992	141.20
3. Peyton Manning, DEN, 2013	138.03
4. Steve Young, SF, 1997	135.42
<b>5. Aaron Rodgers, GB, 2015</b>	<b>135.37</b>

- ▶ Since becoming a full-time starter in 2008, Rodgers ranks in the top five in the month of September among active quarterbacks in numerous passing categories (min. 200 pass attempts):

Quarterback	Passer Rating in Sept.
<b>1. Aaron Rodgers, GB</b>	<b>103.0</b>
2. Drew Brees, NO	102.3
3. Tom Brady, NE	100.2
4. Philip Rivers, LAC	99.3
5. Matt Ryan, ATL	97.7

Quarterback	Passing TDs in Sept.
1. Drew Brees, NO	75
<b>2. Aaron Rodgers, GB</b>	<b>70</b>
3. Philip Rivers, LAC	64
4. Matt Ryan, ATL	62

Quarterback	TD Percentage in Sept.
<b>1. Aaron Rodgers, GB</b>	<b>6.1</b>
2. Ryan Fitzpatrick, CIN/BUF/TEN/HOU/NYJ/TB	6.0
3. Drew Brees, NO	5.6
4. Philip Rivers, LAC	5.4

Quarterback	INT Percentage in Sept.
1. Tom Brady, NE	1.3
<b>2. Aaron Rodgers, GB</b>	<b>1.6</b>
3. Alex Smith, KC	1.7
4. Russell Wilson	1.8

- ▶ Below are Rodgers' touchdown, interception and passer-rating numbers for each season he has been a starter in the month of September:

Season	Passing TDs	Ints	Passer Rating
2017	6	3	93.1
2016	7	1	98.6
2015	10	0	135.4
2014	9	1	109.1
2013	8	3	105.1
2012	7	3	95.7
2011	8	1	120.9
2010	5	3	93.3
2009	4	0	97.2
2008	6	3	91.4

- ▶ WR **Jordy Nelson** has 16 receiving touchdowns in the month of September since 2011, **No. 3 in the league** over that span. Among active players, Nelson ranks **No. 6 in the league** in the month of September (since 2011) with 1,546 receiving yards.



Two years after he co-founded the Packers with Curly Lambeau, George Calhoun began writing a piece called The Dope Sheet, which served as the official press release from 1921-24.



## PACKERS VS. BEARS - WEEK 4

### IN THE CONFERENCE

The Packers have established themselves as one of the best teams in the NFC.

- ▶ Green Bay has won six of its last seven regular-season games against NFC opponents.
- ▶ Under Head Coach **Mike McCarthy**, Green Bay tallied a winning record against NFC opponents in 10 of his first 11 seasons (2006-16):

Season	Record Against NFC Teams
2017	1-1
2016	8-4
2015	7-5
2014	9-3
2013	6-5-1
2012	8-4
2011	12-0
2010	8-4
2009	9-3
2008	5-7
2007	9-3
2006	7-5

- ▶ Dating back to 2006, Green Bay ranks **No. 1 in the NFC** in inter-conference games:

Team	NFC vs. NFC Winning Pct.
<b>1. Green Bay</b>	<b>.668 (89-44-1)</b>
2. New Orleans	.590 (79-55)
3. Seattle	.571 (76-57-1)
4. Dallas	.564 (75-58)
5. Atlanta	.548 (74-61)
6. New York Giants	.533 (72-63)

- ▶ The Packers rank **No. 3 in the NFC** in total net yards per game in inter-conference games since 2006:

Team	Total Net Yards Per Game vs. NFC Teams (Since 2006)
1. New Orleans	404.6
2. Philadelphia	370.1
<b>3. Green Bay</b>	<b>369.5</b>
4. Dallas	361.6
5. Atlanta	360.1

- ▶ Green Bay ranks **No. 2 in the NFC** and **No. 3 in the NFL** in points per game against NFC opponents since 2008:

Team	Points Per Game Vs. NFC
1. New England	30.3
2. New Orleans	27.6
<b>3. Green Bay</b>	<b>26.5</b>
4. Indianapolis	25.9
5. San Diego	25.8

### STATS OF THE WEEK

- ▶ Dating back to last season, QB **Aaron Rodgers** has completed 27-plus passes in each of his last five games, passing Brett Favre (four, Weeks 2-5, 2007) for the longest streak in franchise history.
- ▶ S **Josh Jones** posted two sacks in Week 3, becoming the first rookie defensive back in team history to register two sacks in a game. He also tied the single-game mark for the most sacks by a Green Bay defensive back (since 1982).

- ▶ With QB **Aaron Rodgers** as the starter (2008-present), the Packers are 70-33 (.680) against NFC teams.

- ▶ Dating back to 2008, Rodgers ranks in the top five among active quarterbacks in a few passing categories against NFC teams (min. 900 pass att.):

Team	Passer Rating Against NFC Teams (Since 2008)
<b>1. Aaron Rodgers, GB</b>	<b>106.2</b>
2. Drew Brees, NO	99.6
3. Tom Brady, NE	98.1
4. Philip Rivers, LAC	95.3
5. Kirk Cousins, WAS	95.1

Team	TD/INT Ratio Against NFC Teams (Since 2008)
<b>1. Aaron Rodgers, GB</b>	<b>4.11</b>
2. Tom Brady, NE	2.71
3. Joe Flacco, BAL	2.32
4. Drew Brees, NO	2.30
5. Russell Wilson, SEA	2.18

Team	TD Percentage Against NFC Teams (Since 2008)
<b>1. Aaron Rodgers, GB</b>	<b>6.5</b>
2. Drew Brees, NO	5.6
3. Philip Rivers, SD	5.4
4. Tom Brady, NE	5.2
5. Eli Manning, NYG	4.9

Team	Passing TDs Against NFC Teams (Since 2008)
1. Drew Brees, NO	246
<b>2. Aaron Rodgers, GB</b>	<b>226</b>
3. Eli Manning, NYG	189
4. Matt Ryan, ATL	184
5. Matthew Stafford, DET	143

Team	25-Plus-Yard Pass Plays Against NFC Teams (Since 2008)
1. Drew Brees, NO	253
<b>2. Aaron Rodgers, GB</b>	<b>243</b>
3. Eli Manning, NYG	220
4. Matt Ryan, ATL	187
5. Jay Cutler, CHI/MIA	148

- ▶ Dating back to 2008 when he entered the NFL, WR **Jordy Nelson** ranks **No. 2 among active players** in touchdown receptions against NFC opponents:

Team	Receiving TDs Against NFC Teams (Since 2008)
1. Larry Fitzgerald, ARI	53
<b>2. Jordy Nelson, GB</b>	<b>48</b>
3. Dez Bryant, DAL	44



**THE DOPE ON THIS WEEK'S OPPONENT:**

**Packers vs. Bears:**

**All-time, Regular season:**  
93-93-6

**All-time, Postseason:**  
1-1

**All-time, in Green Bay:**  
45-42-4

**Streaks:** The Packers have won 14 of 17 matchups since 2008 and six of the last seven since Week 17 of the 2013 season.

**Last meeting, regular season:**  
Dec. 18, 2016; Packers won, 30-27, Soldier Field



**COACHES CAPSULES**

**Mike McCarthy:** 126-70-1, .642 (incl. 10-8 postseason); 11th NFL season

**John Fox:** 137-121-0, .531 (incl. 8-7 postseason); 15th NFL season

**Head to Head:** McCarthy 5-2

**vs. Opponent:** McCarthy 16-7 vs. Bears; Fox 3-7 vs. Packers

**MIKE MCCARTHY**...Is in his 12th year as the Packers' 14th head coach.

- ▶ Led the Packers to their eighth consecutive playoff appearance last season, tied for the third-longest streak in NFL history. Has also led the team to nine playoff appearances in the last 10 years (2007, 2009-16).
- ▶ Ranks second in franchise history in total victories, trailing only Curly Lambeau.
- ▶ Guided the Packers to top-10 finishes in scoring in eight straight seasons (2007-14), joining the Patriots as the only other team to accomplish the feat over that time; Packers finished first overall in scoring in 2014.
- ▶ Reached the 100-win plateau faster than any active NFL head coach, needing just 155 games.
- ▶ Joined Vince Lombardi and Mike Holmgren as the only coaches to guide the Packers to a Super Bowl title with a win over Pittsburgh in Super Bowl XLV.

**JOHN FOX**...Is in his third year as the Bears' 15th head coach.

- ▶ Led the Broncos to four division titles, joining Chuck Knox (L.A. Rams) as the only coaches in NFL history to lead their respective team to four division titles in their first four years with the franchise.
- ▶ Between Carolina and Denver, made seven trips to the postseason, captured six division titles and made three conference championship appearances and two Super Bowl appearances.
- ▶ One of six coaches in NFL history to lead two different teams to Super Bowl appearances (Carolina in 2003 and Denver in 2013).
- ▶ Ranks third among active NFL head coaches with 137 career wins.

**THE PACKERS-BEARS SERIES**

- ▶ One of the most storied rivalries in professional sports, no two teams have met on the gridiron more than the Packers and Bears as Thursday marks the 195th matchup.
- ▶ Starting in 1923, the clubs met for 59 straight years until both games in 1982 were canceled as part of a strike-shortened season.
- ▶ Have only met in the postseason twice, with the last meeting coming following the 2010 season. With a berth in Super Bowl XLV on the line, the Packers emerged victorious, 21-14, at Soldier Field.
- ▶ The last time Green Bay led the overall series? On the heels of its three straight NFL championships, 1932, when the Packers led 11-10-4.
- ▶ Green Bay is 15-4 against Chicago with Aaron Rodgers as the starting quarterback.
- ▶ Chicago and Green Bay have met four previous times on Thursday night, with the series even at 2-2.

**NOTABLE CONNECTIONS**

Green Bay offensive coordinator Edgar Bennett played running back in Chicago from 1998-99...Chicago G Josh Sitton was originally drafted by Green Bay in the fourth round (135th overall) of the 2008 NFL Draft and played for the Packers from 2008-15...Packers TE Martellus Bennett played for the Bears from 2013-15...Packers president & chief executive officer Mark Murphy was the athletic director at Northwestern from 2003-07...Green Bay special teams coordinator Ron Zook was the head coach at Illinois from 2005-11...Packers T Bryan Bulaga played at Marian Central Catholic High in Woodstock, Ill. ...Chicago secondary coach Ed Donatell was the defensive coordinator for the Packers from 2000-03...Packers DE Dean Lowry is from Rockford, Ill., and attended Northwestern...Green Bay defensive quality control coach Tim McGarigle attended St. Patrick High School in Chicago and was named the Catholic Metropolitan Conference Defensive Player of the Year as a senior in 2001...McGarigle played at Northwestern and went on to coach at his alma mater before moving on to Illinois...Green Bay WR Geronimo Allison played at Illinois...Bears tight ends coach Frank Smith is from Milwaukee...Smith was an offensive line coach with the Saints during Packers G Jahri Evans' time in New Orleans...Chicago WRs coach Zach Azzanni held the same title at the University of Wisconsin in 2012...Green Bay defensive front assistant Jerry Montgomery played for the Chicago Rush...Packers defensive line coach Mike Trgovac coached with Bears head coach John Fox (2002-08) in Carolina...Packers head coach Mike McCarthy and Bears special teams coordinator Jeff Rodgers coached in San Francisco in 2005...Chicago QBs coach Dave Ragone played quarterback for the Houston Texans from 2003-05 when Packers defensive coordinator Dom Capers was the head coach...Capers coached with Chicago defensive coordinator Vic Fangio with the Baltimore Stars (USFL) in 1984, New Orleans (1986-91) and Houston (2002-05)...Bears linebackers coach Glenn Pires was colleagues with Capers in Miami (2006-07)...Fox was the defensive coordinator of the Los Angeles Raiders in 1994 when Packers associate head coach/linebackers Winston Moss played linebacker...Green Bay tight ends coach Brian Angelichio spent 2014 in Cleveland with Chicago offensive coordinator Dowell Loggains...Donatell was the defensive backs coach in Denver while Packers strength and conditioning assistant Chris Gizzi was on the team in 1998...During the time that Bears general manager Ryan Pace was with the Saints from 2001-14, Packers vice president of football administration/player finance Russ Ball, McCarthy, Moss and Zook were all on staff...Angelichio and Bears offensive assistant Ben McDaniels coached in Tampa Bay from 2012-13...Fox was an assistant under Zook when Zook was Kansas' defensive coordinator in 1983...Fangio coached Packers LB Ahmad Brooks and DT Quinton Dial when Fangio was the 49ers' defensive coordinator...Additionally, Bears assistant DBs coach Roy Anderson, RBs coach Curtis Modkins and assistant special teams coach Derius Swinton III were on the 49ers staff during that time...Swinton III got his NFL coaching career started with the St. Louis Rams while Packers TE Lance Kendricks was a rookie...Kendricks and Bears RB Benny Cunningham spent four years together with the St. Louis and Los Angeles Rams...Packers RBs coach Ben Sirmans was Cunningham's first position coach in the NFL in St. Louis...Evans, Bears DL Akiem Hicks and LB John Jenkins played together with the Saints...McGarigle and Chicago assistant OL coach Ben Wilkerson were teammates with the UFL's Florida Tuskers in 2009...Anderson was on the defensive coaching staff with the Colts while Packers DT Ricky Jean Francois was in Indianapolis...Additionally, Jean Francois and Chicago LB Jerrell Freeman were teammates with the Colts from 2013-14...Bennett, Bears WR Victor Cruz, CB Prince Amukamara and WR Rueben Randle teamed together with the Giants in 2012...Amukamara and Packers CB Davon House were in the Jaguars' defensive backfield in 2016...Bears QB Mike Glennon played in Tampa Bay while Angelichio held the same title with the Buccaneers...Former college teammates include: Packers LBs Clay Matthews, Nick Perry and Bears QB Mark Sanchez (Southern California)...Chicago LB Danny Trevathan and Green Bay WR Randall Cobb (Kentucky)...Packers S Ha Ha Clinton-Dix and Bears DB Eddie Jackson (Alabama)...Green Bay P Justin Vogel and Chicago S Deon Bush (Miami)...Bears DE Roy Robertson-Harris and Packers RB Aaron Jones (UTEP).

**LAST MEETING, REGULAR SEASON**

Dec. 18, 2016, Soldier Field, Packers won, 30-27

- ▶ QB Aaron Rodgers hit WR Jordy Nelson with a 60-yard pass to set up K Mason Crosby's 32-yard field goal as time expired in a game where the opening kickoff saw a minus-4 degree wind chill.
- ▶ RB Ty Montgomery ran for a career-high 162 yards and two touchdowns. In total, Montgomery had 220 all-purpose yards on the day.
- ▶ S Ha Ha Clinton-Dix intercepted two passes on the afternoon, with both interceptions leading to Green Bay touchdowns.
- ▶ For the first time since 1933, Green Bay tied the all-time series at 94-94-6.



## PACKERS VS. BEARS - WEEK 4

### AT THE HELM

Having led Green Bay to the playoffs in nine of his first 11 seasons as head coach, **Mike McCarthy** is joined by Vince Lombardi and Mike Holmgren as the only coaches to guide the Packers to a Super Bowl win with a victory over Pittsburgh in Super Bowl XLV.

- ▶ McCarthy guided the Packers to a franchise-record fourth consecutive division title in 2014. In his 11 seasons, he has won six division titles, tying Lombardi for the second most in franchise history.
- ▶ With a win at Tampa Bay in Week 16 of the 2014 season, McCarthy passed Lombardi for the No. 2 spot in team history as far as overall victories:

Coach	Overall Wins
1. Curly Lambeau, 1921-49	212
<b>2. Mike McCarthy, 2006-17</b>	<b>126</b>
3. Vince Lombardi, 1959-67	98
4. Mike Holmgren, 1992-98	84

- ▶ The 126 overall wins are the most in the NFC and the second most in the NFL since 2006 (New England, 155).
- ▶ McCarthy reached 100 career wins (including playoffs) in just his 155th game. He was the fastest to reach 100 wins in the NFL since George Seifert in 1996 (132 games).
- ▶ McCarthy's 114 regular-season wins in his first 11 years as a head coach (2006-16) are **tied for No. 3 in NFL history**:

Coach	Wins In First 11 Regular Seasons (2006-16)
1. Don Shula, BAL/MIA	117
2. Joe Gibbs, WAS	115
<b>3t. Mike McCarthy, GB</b>	<b>114</b>
3t. Tony Dungy, TB/IND	114
3t. George Seifert, SF/CAR	114

- ▶ McCarthy recorded his third regular season with 12-plus wins in 2014 (2007, 2011), passing Curly Lambeau (1929, 1931), Lombardi (1962, 1966), Holmgren (1996-97) and Mike Sherman (2001-02) for the most by a coach in franchise history.
- ▶ McCarthy has guided the Packers to five seasons with 11-plus wins (2007, 2009, 2011-12, 2014), passing Lombardi (1961-63, 1966) and Holmgren (1995-98) for the **most by a coach in franchise history**.
- ▶ McCarthy's eight regular seasons with 10-plus wins are a **franchise record** (since 1921). Among current NFL head coaches, only Bill Belichick (16) and Andy Reid (11) have more 10-plus win seasons.
- ▶ McCarthy is the **only coach in franchise history** to post three or more consecutive 10-win seasons twice in his career (2009-12, 2014-16).
- ▶ McCarthy joined Pittsburgh's Bill Cowher (2005) as the only Super Bowl-winning coaches to lead their respective teams to three road wins as the No. 6 seed in the postseason en route to a world title.
- ▶ Including playoffs, McCarthy has a 126-70-1 record since taking over as head coach in 2006, a .642 winning percentage that ranks **No. 2 among current NFL head coaches** (minimum 100 games):

Coach	Winning Pct.
1. Bill Belichick, CLE/NE	.680 (266-125)
<b>2. Mike McCarthy, GB</b>	<b>.642 (126-70-1)</b>
3. Mike Tomlin, PIT	.638 (113-64)

- ▶ McCarthy coached in his 134th game in Week 13 at Detroit in 2013 (including playoffs), moving him past Bart Starr for No. 2 in team history:

Coach	Overall Games
1. Curly Lambeau, 1921-49	339
<b>2. Mike McCarthy, 2006-17</b>	<b>197</b>
3. Bart Starr, 1975-83	133

- ▶ In the Week 6 victory over the San Diego Chargers in 2015, McCarthy earned the 100th regular-season win of his career in just his 150th game, making him the **seventh-fastest coach in NFL history and the fastest current NFL coach** to reach the 100-win plateau:

Coach (Current)	Games Needed For 100 Regular-Season Wins
<b>1. Mike McCarthy, GB</b>	<b>150</b>
2. Andy Reid, PHI/KC	164
3. Bill Belichick, CLE/NE	177
4. John Fox, CAR/DEN	182

- ▶ Since McCarthy took over in 2006, the Packers rank **No. 2 in the NFL** in regular-season winning percentage:

Team	Winning Pct.
1. New England	.782 (140-39)
<b>2. Green Bay</b>	<b>.651 (116-62-1)</b>
3t. Indianapolis/Pittsburgh	.631 (113-66)

- ▶ Green Bay's seven 10-win regular seasons since 2009 are **No. 2 in the NFL**:

Team	10-Win Regular Seasons (Since 2009)
1. New England	8
<b>2. Green Bay</b>	<b>7</b>
3t. Cincinnati/Indianapolis/Pittsburgh	5

### WINNING WAYS

- ▶ The Packers are the only NFC team and one of two teams in the league (New England) to make the playoffs each of the past eight seasons (2009-16). Those eight appearances are more than the rest of the NFC North Division combined during that span (Minnesota-three / Detroit-three / Chicago-one).
- ▶ McCarthy became just the **fourth head coach in NFL history** to lead a single franchise to eight-plus consecutive playoff appearances:

Coach	Years
Tom Landry, DAL	1966-73 and 1975-83
Chuck Noll, PIT	1972-79
<b>Mike McCarthy, GB</b>	<b>2009-16</b>
Bill Belichick, NE	2009-16

- ▶ There are seven teams in the NFL with five-plus playoff appearances from 2009-16, with only two in the NFC (New England and **Green Bay, eight** / Cincinnati and Seattle, six / Baltimore, Denver, Indianapolis, five).
- ▶ With the victory over Dallas in the 2016 playoffs, McCarthy has led the Packers to 10 wins in the postseason, passing Vince Lombardi and Mike Holmgren for the **most in team history**:

Coach	Postseason Wins
<b>1. Mike McCarthy, 2006-17</b>	<b>10</b>
2t. Vince Lombardi, 1959-67	9
2t. Mike Holmgren, 1992-98	9

- ▶ The 10 postseason wins since 2007 are tied for No. 2 in the NFL with Baltimore and Seattle (New England, 13). The rest of the NFC North has combined for two postseason wins over the last 10 seasons (Minnesota and Chicago).





## PACKERS VS. BEARS - WEEK 4

### TAKING HIS PLACE AMONG THE GAME'S BEST

QB **Aaron Rodgers** surpassed the 1,500-attempt plateau for his career in 2010, the benchmark to qualify for passer rating in the NFL record book.

▶ Rodgers ranks **No. 1 in NFL history** in career passer rating:

Quarterback	Career Passer Rating
<b>1. Aaron Rodgers, GB</b>	<b>103.8</b>
2. Russell Wilson, SEA	99.2
3. Tom Brady, NE	97.5
4. Tony Romo, DAL	97.1
5. Steve Young, TB/SF	96.8

▶ Rodgers registered the sixth 4,000-yard passing season of his career in 2016, setting the **franchise record** as he surpassed Brett Favre's mark of five 4,000-yard seasons.

▶ Rodgers had 11 zero-INT games last season (min. 15 att.), the third time in his career with 10-plus zero-INT games (13 in 2014, 12 in 2009). The only other QB in team history to have 10 in a season was Starr (10) in 1964.

▶ In 2016, Rodgers set the **single-season franchise record for completions** with 401, surpassing Favre's mark of 372 in 2005.

▶ In the Week 7 victory over Chicago (2016), Rodgers set a **single-game franchise record** with 39 completions, besting the previous high of 36 by Favre at Chicago on Dec. 5, 1993.

▶ Rodgers went over the 35,000-yard passing mark for his career last season in Week 11 at Washington. According to the Elias Sports Bureau, he reached the mark on his 4,446th attempt, the **second-fewest attempts needed in NFL history** behind QB Johnny Unitas (4,388 attempts).

▶ Where Rodgers ranks among active NFL quarterbacks **since he took over as the starter in 2008** (min. 1,350 attempts):

Quarterback	Passing Yards (Since 2008)
1. Drew Brees, NO	45,789
2. Philip Rivers, LAC	39,905
3. Matt Ryan, ATL	38,568
4. Eli Manning, NYG	37,654
<b>5. Aaron Rodgers, GB</b>	<b>37,465</b>

Quarterback	Passing TDs (Since 2008)
1. Drew Brees, NO	337
<b>2. Aaron Rodgers, GB</b>	<b>302</b>
3. Philip Rivers, LAC	274

Quarterback	Passer Rating (Since 2008)
<b>1. Aaron Rodgers, GB</b>	<b>104.2</b>
2. Tom Brady, NE	101.1
3. Drew Brees, NO	100.9

Quarterback	Yards/Attempt (Since 2008)
<b>1. Aaron Rodgers, GB</b>	<b>7.92</b>
2. Russell Wilson, SEA	7.90
3. Philip Rivers, LAC	7.86

Quarterback	INT Percentage (Since 2008)
1. Tom Brady, NE	1.4
<b>2. Aaron Rodgers, GB</b>	<b>1.6</b>
3. Alex Smith, KC	1.8

Quarterback	25-Yard Passes (Since 2008)
1. Drew Brees, NO	348
<b>2. Aaron Rodgers, GB</b>	<b>325</b>
3. Philip Rivers, LAC	297
4. Eli Manning, NYG	295

▶ In 2016, Rodgers posted a season passer rating of 104.2, the seventh time in his career that he had registered a 100-plus passer rating, the most in NFL history (Peyton Manning and Steve Young, six each).

▶ Rodgers recorded his sixth season with 500-plus attempts and eight or fewer INTs in 2016, the most in NFL history (Tom Brady, three; nine others with one).

▶ The 2016 regular season saw Rodgers become just the second QB in NFL history to have 600-plus passing attempts and seven or fewer INTs in a season (Brady, 624 attempts, seven INTs in 2015).

▶ In Week 14 of 2016, Rodgers recorded a passer rating of 150.8 in a win over Seattle, marking his fourth career game a passer rating of 150-plus which is the fourth most (min. 10 pass att.) among active quarterbacks (Drew Brees and Brady, five / Ben Roethlisberger, eight).

▶ Rodgers rushed for a touchdown in Week 16 last season, marking his 13th game with two-plus passing touchdowns and one-plus rushing touchdowns since 2008, which is **No. 2 among NFL QBs** over that span behind Cam Newton (18).

▶ Dating back to 1921, Rodgers has the most seasons with 30-plus touchdowns and less than 10 interceptions (according to pro-football-reference.com):

Player	Seasons With 30-Plus TD Passes/Less Than 10 INTs
<b>1. Aaron Rodgers, GB</b>	<b>6</b>
2. Tom Brady, NE	5
3t. Seven players	1

▶ Rodgers owns four of the top five single-season totals in touchdown passes in franchise history:

Player	TD Passes
<b>1. Aaron Rodgers, 2011</b>	<b>45</b>
<b>2. Aaron Rodgers, 2016</b>	<b>40</b>
<b>3t. Aaron Rodgers, 2012</b>	<b>39</b>
3t. Brett Favre, 1996	39
<b>5t. Aaron Rodgers, 2014</b>	<b>38</b>
5t. Brett Favre, 1995	38

▶ A look at where Rodgers ranks in the NFL in several categories **since 2014** (min. 600 attempts):

Quarterback	Passer Rating (Since 2014)
1. Tom Brady, NE	104.3
<b>2. Aaron Rodgers, GB</b>	<b>102.1</b>
3. Drew Brees, NO	100.4
4. Matt Ryan, ATL	99.2
5. Russell Wilson, SEA	98.4

Quarterback	TD Passes (Since 2014)
<b>1. Aaron Rodgers, GB</b>	<b>115</b>
2. Drew Brees, NO	108
3. Tom Brady, NE	105
4. Philip Rivers, LAC	97

Quarterback	TD Percentage (Since 2014)
<b>1. Aaron Rodgers, GB</b>	<b>6.3</b>
2. Tom Brady, NE	6.0

Quarterback	TD/INT Ratio (Since 2014)
1. Tom Brady, NE	5.83 (105/18)
<b>2. Aaron Rodgers, GB</b>	<b>5.00 (115/23)</b>
3. Tyrod Taylor, BUF	3.15 (41/13)



## PACKERS VS. BEARS - WEEK 4

### RODGERS AND TOUCHDOWNS

QB **Aaron Rodgers** has found the end zone a lot in his career, and that has continued this season.

- ▶ In Week 2, Rodgers became the 11th NFL player to throw 300 passing touchdowns, reaching the mark in his 144th career game to pass Peyton Manning and Dan Marino (157) for the fewest games needed to reach 300 passing TDs in NFL history.
- ▶ Rodgers reached 300 passing TDs on his 4,742nd pass attempt, surpassing Peyton Manning (5,306) for the fewest in league history.
- ▶ Rodgers also became the first quarterback to reach 300 passing TDs before throwing 100 interceptions. His 73 interceptions passed Tom Brady (115) for the fewest at the time of reaching 300 passing TDs.
- ▶ With a league-best 40 passing TDs during the 2016 regular season, Rodgers became just the fourth QB in NFL history to record two seasons (also 2011) with 40-plus TD passes (Dan Marino, Peyton Manning, Drew Brees). It was his franchise-record fourth season (2011-12, 2014, 2016) with 35-plus TD passes (Brett Favre, three, 1995-97).
- ▶ In 2016, Rodgers became the first GB quarterback to lead the NFL in TD passes since Favre in 2003.
- ▶ Rodgers now has five seasons with 4,000-plus passing yards and 30-plus passing TDs (2009, 2011-12, 2014, 2016), further extending his team mark.
- ▶ In 2016, Rodgers registered his third straight season with 30-plus touchdown passes, the second-longest streak in franchise history (Favre, five straight, 1994-98)
- ▶ Rodgers has thrown 38-plus TD passes four times in his career, the most in NFL history (Brees and Manning have three each).
- ▶ Rodgers ranks **No. 1 in the NFL** in passing TDs since the start of the 2016 season:

Player	TD Passes (Since 2016)
1. Aaron Rodgers, GB	46
2. Drew Brees, NO	43
3. Matt Ryan, ATL	42

- ▶ Since the start of 2016, Rodgers ranks **No. 1 in the NFL** in games with multiple passing touchdowns:

Player	Games With Multiple TD Passes (Since 2016)
1. Aaron Rodgers, GB	15
2t. Drew Brees, NO	13
2t. Philip Rivers, LAC	13
2t. Matt Ryan, ATL	13

- ▶ Rodgers had multiple passing touchdowns in eight straight games (Week 7-14), tied for the longest streak in the NFL for the 2016 season (Marcus Mariota) and the second longest of his career (13-game streak in 2011).
- ▶ In 2016, Rodgers was **No. 1 in the NFL** with four games with four-plus TD passes and zero INTs, **the most in a season in franchise history**, passing his own mark set in 2011 and Favre's total in 1995.
- ▶ Rodgers has thrown four-plus touchdowns in a game 20 times, **a franchise record**, the **sixth most in NFL history** and **No. 3 among active quarterbacks**:

Player (Active)	Games W/ Four-Plus TD Passes
1. Drew Brees, SD/NO	31
2. Tom Brady, NE	27
3. Aaron Rodgers, GB	20
4. Eli Manning, NYG	14

- ▶ Rodgers threw for three TDs in Week 3 and is **tied for No. 1 in the NFL** since 2016 in games with three-plus passing touchdowns:

Player	Games With Three-Plus TD Passes (Since 2016)
1t. Aaron Rodgers, GB	9
1t. Tom Brady, NE	9
1t. Drew Brees, NO	9

- ▶ Rodgers registered three-plus passing touchdowns in three consecutive games (Weeks 7-9 in 2016), totaling 10 touchdowns and one interception over that span. It marked the fifth time in his career that Rodgers registered three-plus passing touchdowns in three or more games in a single season (five: Games 6-10 in 2011 / four: Games 4-7 in 2012 and 2014 / three: Games 14-16 in 2012).
- ▶ Rodgers ranks **No. 4 in NFL history** and **No. 1 in franchise history** with 39 games with three-plus touchdown passes and zero interceptions. He was **No. 1 in the NFL for the 2016 season** in games with three-plus passing touchdowns and zero interceptions:

Player	Games With Three-Plus TD Passes and Zero INTs (2016)
1. Aaron Rodgers, GB	7
2. Tom Brady, NE	6
3t. Four players	4

- ▶ In 2016, Rodgers became the **first NFL quarterback** to record seven games with three-plus TDs/zero INTs in two different seasons (eight games in 2014). The only other QBs to do accomplish that feat in a season were Brady (eight in 2007) and Manning (seven in 2013).
- ▶ In Week 14 of last season, Rodgers recorded a 66-yard TD pass to WR **Davante Adams**, giving him a TD pass of 65 yards or more in each of the last nine seasons (2008-16). Rodgers joins Brees as the only QBs in the league to do so over that span.

### RODGERS THE RUNNER

QB **Aaron Rodgers** uses his feet to not only create more time to throw but also gain yards.

- ▶ Rodgers is just the **fourth QB in NFL history** to post 35,000-plus passing yards and 2,500-plus rushing yards in his career, joining Fran Tarkenton, John Elway and Donovan McNabb as the only players to accomplish that feat.
- ▶ Since the start of the 2016 season, Rodgers ranks **No. 4 among NFL quarterbacks** with 421 rushing yards.
- ▶ Rodgers recorded a career-high 369 yards rushing during the 2016 regular season, the most by a Green Bay QB since Tobin Rote (398) in 1956.
- ▶ Rodgers finished the 2016 regular season **No. 3 in the NFL** in rushing yards among quarterbacks:

Player	Rushing Yards (QBs)
1. Tyrod Taylor, BUF	580
2. Colin Kaepernick, SF	468
3. Aaron Rodgers, GB	369
4t. Blake Bortles, JAX	359
4t. Cam Newton, CAR	359

- ▶ Rodgers now has four 300-yard rushing seasons, **No. 2 in franchise history among QBs** behind only Rote (five).
- ▶ Rodgers ranks **No. 2 among active quarterbacks in the NFL** in rushing touchdowns since 2008:

Player	Rushing TDs (QBs Since 2008)
1. Cam Newton, CAR	49
2. Aaron Rodgers, GB	25
3. Andy Dalton, CIN	18



## PACKERS VS. BEARS - WEEK 4

### IN THE RED ZONE

According to STATS, QB **Aaron Rodgers** ranks in the top five among active QBs in a few categories inside the opponent 20-yard line (min. 121 att.) since 2008:

Player	Red-Zone Passer Rating (Since 2008)
<b>1. Aaron Rodgers, GB</b>	<b>101.6</b>
2. Drew Brees, NO	101.5
3. Tom Brady, NE	99.8
4. Kirk Cousins, WAS	98.2
5. Andy Dalton, CIN	96.9

Player	Red-Zone TD Percentage (Since 2008)
1. Tom Brady, NE	29.6
2. Derek Carr, OAK	28.7
<b>3. Aaron Rodgers, GB</b>	<b>27.7</b>
4. Philip Rivers, LAC	27.1
5. Drew Brees, NO	27.0

Player	Red-Zone Passing TDs (Since 2008)
1. Drew Brees, NO	226
<b>2. Aaron Rodgers, GB</b>	<b>198</b>
3. Tom Brady, NE	192
4. Philip Rivers, LAC	182
5. Matt Ryan, ATL	168

- ▶ Rodgers has a passer rating of 108.5 in the red zone since the start of the 2016 season (according to STATS), **ranking No. 5 in the NFL**.
- ▶ Rodgers ranks at or near the top of the league in several red-zone categories since the start of the 2016 regular season (according to STATS):

Player	Red-Zone Passing TDs (Since 2016)
<b>1. Aaron Rodgers, GB</b>	<b>35</b>
2. Drew Brees, NO	33

Player	Red-Zone Completions (Since 2016)
1. Drew Brees, NO	86
<b>2. Aaron Rodgers, GB</b>	<b>73</b>

Player	Red-Zone Passing Yards (Since 2016)
1. Drew Brees, NO	510
<b>2. Aaron Rodgers, GB</b>	<b>433</b>

- ▶ WR **Jordy Nelson** leads the NFL in receiving touchdowns in the red zone since the start of the 2016 regular season:

Player	Red-Zone Rec. TDs (Since 2016)
<b>1. Jordy Nelson, GB</b>	<b>13</b>
2. Cameron Brate, TB	9
3t. Four players	8

- ▶ Nelson's 11 red-zone touchdown receptions in 2016 were a career high and tied for the top mark by a Packer since STATS began recording in 1991 (James Jones, 2012; Sterling Sharpe, 1994).

### YARDS, YARDS AND MORE YARDS

QB **Aaron Rodgers** has recorded 300-plus passing yards in the first three games of the season for the first time in his career. He had previously eclipsed 300 yards in the first two games of the regular season twice (2011, 2013).

- ▶ Rodgers has thrown for 300-plus yards in five of the last seven home openers.
- ▶ Dating back to last season, Rodgers has five straight 300-yard passing games, passing himself (four, Games 4-7, 2011) for the longest streak in team history.
- ▶ Rodgers has eight 300-yard games in his last 11 regular-season games.
- ▶ Rodgers is the only player in the NFL to throw for 300-plus yards in three games this season.
- ▶ So far this season, Rodgers ranks **No. 2 in the NFL** in passing yards:

Player	Passing Yards
1. Tom Brady, NE	1,092
<b>2. Aaron Rodgers, GB</b>	<b>967</b>
3t. Drew Brees, NO	867
3t. Matt Ryan, ATL	867
5. Eli Manning, NYG	825

- ▶ Since the start of last season, Rodgers has reached 300 passing yards in nine regular-season games, ranking **No. 2 in the NFL** over that span:

Player	300-Yard Passing Games (Since 2016)
1. Drew Brees, NO	11
<b>2. Aaron Rodgers, GB</b>	<b>9</b>
3. Kirk Cousins, WAS	8
4t. Tom Brady, NE	7
4t. Carson Palmer, ARI	7
4t. Philip Rivers, LAC	7
4t. Matt Ryan, ATL	7

- ▶ Below is where Rodgers ranks in 300-yard games among active quarterbacks since he became the starter in 2008:

Player	300-Yard Passing Games (Since 2008)
1. Drew Brees, NO	87
2. Tom Brady, NE	55
<b>3. Aaron Rodgers, GB</b>	<b>52</b>
4. Philip Rivers, LAC	48
5. Ben Roethlisberger, PIT	45
6. Matt Ryan, ATL	42

- ▶ Rodgers ranks **No. 2 in franchise history** in 300-yard passing games:

Packers	300-Yard Passing Games
1. Brett Favre, 1993-2007	55
<b>2. Aaron Rodgers, 2005-present</b>	<b>52</b>
3. Lynn Dickey, 1976-77 / 1979-85	15
4. Don Majkowski, 1987-92	9
5. Bart Starr, 1956-71	5

- ▶ Rodgers has thrown for 300-plus yards 24 times at home and 28 times on the road.

## PACKERS VS. BEARS - WEEK 4

### GROUP EFFORT

The Packers have a history of relying on many receivers over the years and that has continued.

- ▶ So far this season, 11 different players have recorded multiple receptions, and seven players each have a reception of 20-plus yards.
- ▶ WR **Davante Adams** leads the Packers with 206 receiving yards, while RB **Ty Montgomery** has a team-high 18 receptions, **tied for No. 2 in the NFL among running backs** this season:

Running Back	Receptions
1. Tarik Cohen, CHI	20
<b>2t. Ty Montgomery, GB</b>	<b>18</b>
2t. LeSean McCoy, BUF	18
2t. Christian McCaffrey, CAR	18
5. Shane Vereen, NYG	14

- ▶ WRs **Jordy Nelson** and **Davante Adams** each rank at the top of the league in receiving touchdowns since the start of the 2016 season:

Player	Receiving TDs (Since 2016)
<b>1. Jordy Nelson, GB</b>	<b>17</b>
<b>2t. Davante Adams, GB</b>	<b>13</b>
2t. Antonio Brown, PIT	13
2t. Mike Evans, TB	13
5. Odell Beckham Jr., NYG	12

- ▶ WR **Geronimo Allison** recorded a career-high 122 receiving yards on six receptions (20.3 avg.) in Week 3, including a career-long 72-yard reception in overtime to set up a 27-yard game-winning field goal by K **Mason Crosby**.
- ▶ For his career, Allison has 18 first downs on 21 catches. His first down percentage of 85.7 percent ranks No. 1 in the NFL since the start of the 2016 season (min. 15 receptions).
- ▶ TE **Lance Kendricks** scored on a 1-yard reception in the first quarter of the Week 3 win over Cincinnati, his first TD catch as a Packer. He also recorded a 51-yard reception against the Bengals, the second-longest catch of his career (80 yards at Tampa Bay, Dec. 23, 2012).
- ▶ In Week 2, Montgomery hauled in six receptions for 75 yards (12.5 avg.) and a TD to go with 10 carries for 35 yards (3.5 avg.) and TD, becoming the first Packer to have a rushing TD, receiving TD and 75-plus receiving yards in the same games since Dorsey Levens at Indianapolis on Nov. 16, 1997 (two rushing TDs, one receiving TD, 92 receiving yards).
- ▶ The Packers were one of two teams in the NFL (New Orleans) to have three wide receivers with 60-plus receptions and 600-plus receiving yards each in 2016 (Nelson - 97 rec. for 1,257 yds. / Adams - 75 rec. for 997 yds. / Cobb - 60 rec. for 610 yds.).
- ▶ Nelson (14) and Adams (12) were the **only teammate duo in the NFL** with 10-plus touchdown catches last season.
- ▶ In 2016, Adams and Nelson were just the **second duo in team history to both record 10-plus TD catches in the same season** (Nelson and Cobb in 2014).
- ▶ Nelson **tied for No. 4 in the NFL** with five 100-yard receiving games last season while Adams (four) was **tied for No. 6**.
- ▶ Adams and Nelson joined New Orleans WR Brandin Cooks and Tampa Bay WR Mike Evans as the only players to record 100-plus yards receiving and two-plus TDs in two games during the 2016 regular season.
- ▶ Nelson and Adams **tied for No. 1 in the NFL** last season with three multi-receiving touchdown games (Beckham, Brown, Evans).
- ▶ During the 2016 regular season, Green Bay had one or more players register 10-plus receptions and/or 100-plus receiving yards in 12 games.
- ▶ The Packers' six individual 10-catch games came via four different players (Adams-two, Montgomery-two, Cobb, Nelson). According to the Elias Sports Bureau, four different players having at least one 10-catch game is **tied for the most in a single season in NFL history**

(2015 New England Patriots / 2013 Atlanta Falcons / 2010 Indianapolis Colts / 2002 St. Louis Rams / 1991 Buffalo Bills).

- ▶ Green Bay's six individual 10-catch games were the **most in a single season in franchise history** (five in 2004 / three in 2014, 1993, 1942).
- ▶ According to the Elias Sports Bureau, in Week 7 the Packers became just the second team in NFL history to feature three players with 10-plus catches in a game (Adams, 13; Cobb, 11; Montgomery, 10), joining the New England Patriots (Leroy Thompson, Ben Coates, Michael Timpson) vs. Minnesota on Nov. 13, 1994.

### NELSON MAKES HISTORY

- ▶ WR **Jordy Nelson** ranks in the top five in franchise history in receptions, receiving yards and receiving touchdowns:

Packers Player	Receptions
1. Donald Driver, 1999-2012	743
2. Sterling Sharpe, 1988-94	595
3. James Lofton, 1978-86	530
<b>4. Jordy Nelson, 2008-14, 2016-present</b>	<b>510</b>

Packers Player	Receiving Yards
1. Donald Driver, 1999-2012	10,137
2. James Lofton, 1978-86	9,656
3. Sterling Sharpe, 1988-94	8,134
4. Don Hutson, 1935-45	7,991
<b>5. Jordy Nelson, 2008-14, 2016-present</b>	<b>7,497</b>

Packers Player	Receiving TDs
1. Don Hutson, 1935-45	99
<b>2. Jordy Nelson, 2008-14, 2016-present</b>	<b>66</b>
3. Sterling Sharpe, 1988-94	65
4. Donald Driver, 1999-2012	61

- ▶ QB **Aaron Rodgers** and Nelson have connected for 62 touchdowns, **the most by a duo in team history** (Brett Favre and Antonio Freeman, 57).
- ▶ In 2016, Nelson joined WR Sterling Sharpe as the **only players in team history** to record two seasons with 95-plus catches.
- ▶ In 2016, Nelson registered the fourth 1,200-yard (1,257) receiving season of his career, tying James Lofton for the **best mark in team history**.
- ▶ It was the third time in Nelson's career that he recorded 10-plus receiving TDs in a season (2011 and 2014). He joined Sharpe (four) and Don Hutson (three) as the **only players in franchise history to post 10-plus TD catches in three or more seasons**.
- ▶ Nelson is the **first player in franchise history to record 13-plus receiving touchdowns in three different seasons** (2011, 2014, 2016). His three seasons of 13-plus TD receptions tie Pro Football Hall of Famers Lance Alworth, Cris Carter and Marvin Harrison for the fourth most in NFL history. Only Pro Football Hall of Famer Jerry Rice (eight), Terrell Owens (seven) and Randy Moss (six) have more such seasons in NFL history.
- ▶ With at least one touchdown reception in 11 games last season, Nelson tied Sharpe (1992 and 1994) for the most games with at least one TD catch in a single season in franchise history.
- ▶ Nelson has 25 100-yard receiving games in his career, **passing Hutson (24) for No. 3 in team history**. He trails Sharpe (29) for the second most.



## PACKERS VS. BEARS - WEEK 4

### CLAY FINDS HIS WAY TO THE BALL

LB **Clay Matthews** continues to make an impact on opposing offenses.

- In Week 2, he registered three tackles for a loss and 1.5 sacks at Atlanta to pull within a half-sack of the franchise record:

Player	Career Sacks
1. Kabeer Gbaja-Biamila, 2000-08	74.5
<b>2. Clay Matthews, 2009-17</b>	<b>74.0</b>
3. Reggie White, 1993-98	68.5
4. Tim Harris, 1986-90	55.0
5. Aaron Kampman, 2002-09	54.0

- For the first time in his career, Matthews recorded at least one sack in each of the first three regular-season games he played in 2016.
- In 2015, Matthews was selected to his sixth Pro Bowl and first as an inside linebacker after recording 6.5 sacks (second on the team), 14 QB hits (No. 1 on the team), and a career-high 84 tackles (No. 2 on the team). He was also one of three players (Micah Hyde, Sam Shields) on the team to have an interception and a fumble recovery.
- He is **tied for the second-most** six-plus-sack seasons in the NFL since 2009:

Player	Six-Plus-Sack Seasons (Since 2009)
1. Julius Peppers, CAR/CHI/GB	8
<b>2t. Clay Matthews, GB</b>	<b>7</b>
<b>2t. Ahmad Brooks, SF/GB</b>	<b>7</b>
2t. Calais Campbell, ARI/JAX	7
2t. Tamba Hali, KC	7
2t. Cameron Wake, MIA	7
2t. DeMarcus Ware, DAL/DEN	7

- Matthews ranks in the top five in sacks since 2009 among active players:

Player	Sacks (Since 2009)
1. Cameron Wake, MIA	82.5
2. Von Miller, DEN	76.5
3. J.J. Watt, HOU	76.0
4. Julius Peppers, CAR/CHI/GB	75.5
<b>5. Clay Matthews, GB</b>	<b>74.0</b>
6. Elvis Dumervil, DEN/BAL/SF	73.0
7. Tamba Hali, KC	71.0

- Matthews is **tied for No. 1 in team history** in 10-sack seasons and is **No. 4** in two-sack games:

Player	10-Sack Seasons
<b>1t. Clay Matthews, 2009-10, 2012, 2014</b>	<b>4</b>
1t. Reggie White, 1993, 1995, 1997-98	4
1t. Kabeer Gbaja-Biamila, 2001-04	4

Player	Two-Sack Games
1. Reggie White, 1993-98	16
2. Kabeer Gbaja-Biamila, 2000-08	15
3. Tim Harris, 1986-90	14
<b>4. Clay Matthews, 2009-17</b>	<b>13</b>

### PERRY LEADS THE RUSH

Packers LB **Nick Perry** leads a pass rush that has recorded multiple sacks in 16 of the past 19 regular-season games.

- Perry tied DT **Mike Daniels** for the team lead in sacks in Week 1 with 1.5.
- Despite missing two games, Perry registered a team-high 11 sacks, **tied for No. 8 in the NFL**, in 2016. He became the 11th player in team history (since 1982) to register a double-digit sack total in a season.
- Dating back to the start of 2016, Perry has registered a half-sack or more in 11 regular-season games, **tied for No. 2 in the NFL**:

Player	Games With Half-Sack Or More
1. Ryan Kerrigan, WAS	13
2t. Lorenzo Alexander, BUF	12
2t. Von Miller, DEN	12
<b>4t. Nick Perry, GB, six others</b>	<b>11</b>

- In Week 6 of last season, Perry registered his first career interception and added a sack, making him the first Green Bay LB to post both in a game since **Clay Matthews** at the N.Y. Giants on Dec. 4, 2011.
- Perry had at least one two-sack game in each of the past four seasons (2013-16), the lone Packer to accomplish that feat over that span.

### BURNETT BRINGS IT

Packers S **Morgan Burnett** has been a steady force on the Packers defense for years, starting 100 games (including playoffs) since 2011.

- From 2011-14, he was the only Packer to surpass 100 tackles each season, and despite missing five games in 2015, he tied for the team lead in solo tackles (54) and led the team with 14 total tackles in the postseason. In 2016, he was **No. 1 on the team** in tackles (92) despite missing a game.
- He set a single-season career high with three sacks in 2016, **No. 2 among safeties** according to STATS:

Player	Sacks (2016)
1. Landon Collins, NYG	4.0
<b>2. Morgan Burnett, GB</b>	<b>3.0</b>
3t. Four players	2.0

- Burnett recorded two interceptions in 2016, tied for the second most of his career (two in 2012 / three in 2011).
- Burnett has 7.5 sacks since 2011, **tied for No. 4** among safeties over that time span:

Player	Sacks (Since 2011)
1t. Roman Harper, NO/CAR	8.5
1t. T.J. Ward, CLE/DEN/TB	8.5
3. Reshad Jones, MIA	8.0
<b>4. Morgan Burnett, GB / Harrison Smith, MIN</b>	<b>7.5</b>

- He ranks **No. 3 among Green Bay safeties** (since 1982) in career sacks, according to STATS:

Packers Safety	Career Sacks
1. LeRoy Butler	20.5
2. Mark Murphy	11.0
<b>3. Morgan Burnett</b>	<b>7.5</b>



# PACKERS VS. BEARS - WEEK 4

## ON THE RISE

S **Ha Ha Clinton-Dix** has been a presence on the Packers defense since his rookie season and earned his first trip to the Pro Bowl and second-team All-Pro recognition from *The Associated Press* in 2016.

- ▶ After starting 10 of 16 games and both postseason contests as a rookie, he has started every game since 2015.
- ▶ Clinton-Dix is **tied for No. 5 among safeties** with 11 interceptions in the regular and postseason since 2014:

Safety	Interceptions (Since 2014)
1. Reggie Nelson, CIN/OAK	17
2. Kurt Coleman, KC/CAR	16
3. Glover Quin, DET	15
4. Mike Adams, IND	12
<b>5t. Ha Ha Clinton-Dix, GB</b>	<b>11</b>
5t. Quintin Demps, HOU	11
7. Three players	10

- ▶ His three career postseason interceptions rank **No. 1 among safeties** since he entered the league in 2014, according to STATS.
- ▶ His career-best five interceptions were **tied for No. 5 in the NFL** in 2016 and **tied for No. 2 among safeties**:

Safety	Interceptions (2016)
1. Quintin Demps, HOU	6
<b>2t. Ha Ha Clinton-Dix, GB</b>	<b>5</b>
2t. Landon Collins, NYG	5
2t. Reggie Nelson, OAK	5
5t. Four players	4

- ▶ It was the most interceptions by a Packers safety in a single season since Charles Woodson (seven) and Charlie Peprah (five) in 2011.
- ▶ In 2016, Clinton-Dix posted a career-high two interceptions in both Week 9 and Week 15, becoming the first Packer to have multiple two-INT games in a season since Woodson in 2011.
- ▶ In Week 9 of 2016, he joined CB Al Harris (vs. New Orleans, Oct. 9, 2005) as the only players to post two INTs in a first quarter for the Packers since 1993.
- ▶ He was named NFC Defensive Player of the Week for his Week 15 performance in 2016, becoming the first Packers DB to win the award since Woodson in 2010 (Week 4).
- ▶ Clinton-Dix finished second on the team with 95 tackles (73 solo) in 2014 and led the Packers with 117 tackles (97 solo) in 2015.
- ▶ He registered a total of three interceptions during the 2015 season (including playoffs). He tied for fourth on the team with two during the regular season and registered one in the postseason.
- ▶ According to STATS, his three sacks during the 2015 regular season were tied for the fifth most in a single regular season by a Packers safety (since 1982) and the most since Mark Roman recorded 3.5 in 2004.
- ▶ Clinton-Dix's three sacks also tied for **No. 3 in the NFL** in 2015 among safeties.
- ▶ During the 2015 regular season, he registered eight-plus tackles in eight games, including setting career highs in both total tackles (12) and solo tackles (11) in the Week 10 game vs. Detroit, in which he also registered an interception.

## CONTINUAL IMPACT

In his career, DT **Mike Daniels** has seen his playing time steadily increase as well as his production, earning him a role as a standout on the defense.

- ▶ Daniels ranks **No. 3 among Packers defensive tackles** in sacks (since 1982), according to STATS LLC:

Packers Defensive Tackles	Sacks (Since 1982)
1. Cullen Jenkins, 2004-10	29.0
2. Santana Dotson, 1996-2001	26.0
<b>3. Mike Daniels, 2012-present</b>	<b>23.5</b>
4t. Cletidus Hunt, 1999-2004	17.0
4t. Corey Williams, 2004-07	17.0
6. Matt Brock, 1989-94	12.5
7. B.J. Raji, 2009-15	11.0

- ▶ Daniels is third on the Packers with 21.5 sacks since the start of the 2013 season. He is **No. 11 among NFL defensive tackles** over that span, according to STATS LLC.
- ▶ He has started all but one regular-season and postseason game for Green Bay and has played the most defensive snaps among Packers defensive linemen since the start of the 2014 season.
- ▶ In 2015, Daniels led the Packers' defensive line in tackles (66) and sacks (four). He finished third on the team with 12 QB hits.
- ▶ In Week 5 versus St. Louis (2015), he tied for the team lead with a career-best nine tackles (eight solo).
- ▶ Daniels registered his first career interception in Week 16 at Arizona (2015), returning it 23 yards. According to STATS LLC, it was the first interception by a Packers DT since Cullen Jenkins on Oct. 18, 2009. Dating back to 1960, his 23-yard interception return was the longest by a Green Bay DT on an interception.
- ▶ He led Green Bay's defensive line with 5.5 sacks and was the team leader in quarterback hits (19) and pressures (22) during the 2014 regular season.

## RACKING UP POINTS

- ▶ **K Mason Crosby** is moving his way up the record books.
- ▶ Crosby passed Ryan Longwell in Week 2 of the 2015 season to become the franchise career points leader:

Player	Career Points
<b>1. Mason Crosby, 2007-16</b>	<b>1,286</b>
2. Ryan Longwell, 1997-2004	1,054
3. Don Hutson, 1935-45	823

- ▶ Crosby's 1,267 points from 2007-16 were the **second most by an NFL player in his first 10 seasons** (NE Stephen Gostkowski, 1,330 from 2006-15).
- ▶ Crosby (1,423) passed Longwell (1,119) for the most points scored in the regular and postseason combined in franchise history.
- ▶ Dating back to 2013, Crosby has made 114 field goals during the regular season, **No. 7 in the NFL** over that span.
- ▶ Crosby recorded 122 points during the 2016 season, giving him the 10th 100-point season of his career and **extending his franchise record**. Crosby's 10 seasons with 100-plus points are the **most in the NFL since 2007**. The only other kickers to have 10 or more consecutive seasons of 100-plus points are Jason Elam (16, 1993-2008) and Adam Vinatieri (13, 1996-2008).



## PACKERS VS. BEARS - WEEK 4

### ON THE ROAD AGAIN

Green Bay went 7-1 away from Lambeau Field in 2011, with the seven road wins setting a single-season franchise record.

- ▶ The Packers have been able to stay above the .500 mark on the road during Head Coach **Mike McCarthy's** tenure, a notable achievement in the National Football League.
- ▶ Since 2006, McCarthy's first season as the head coach in Green Bay, only nine of 32 NFL teams have regular-season road records above .500.

Team	W-L Record	Pct.
1. New England	64-25-0	.719
2. Dallas	51-38-0	.573
3. Indianapolis	50-39-0	.562
<b>4. Green Bay</b>	<b>49-40-0</b>	<b>.551</b>
5. Pittsburgh	48-42-0	.533
6. Denver	47-42-0	.528
7. Philadelphia	47-42-1	.527
8t. New Orleans	47-43-0	.522
8t. N.Y. Giants	47-43-0	.522

### 328 AND COUNTING

Another packed house at Lambeau Field against the Cincinnati Bengals in Week 2 brought the stadium's consecutive-sellouts streak to 328 regular-season games (not including replacement games).

- ▶ The league's longest-tenured stadium, Lambeau Field is hosting its 61st season of football in 2017. For the victory over Dallas in the Divisional round of the 2014 playoffs, Packers fans set a new Lambeau Field paid-attendance record (79,704).
- ▶ Across American professional sports, only Boston's Fenway Park (1912) and Chicago's Wrigley Field (1914) have longer tenures.

### THE LAMBEAU ADVANTAGE

The crown jewel of the National Football League, Lambeau Field has long been known as one of the tougher venues to play in, particularly during the harsh Wisconsin winter.

- ▶ Re-establishing home-field advantage after a 4-4 mark in 2008 was one of the goals of 2009, and with the Packers finishing 6-2 at home, they accomplished that goal. Green Bay followed that up with a 7-1 mark at Lambeau Field in 2010, a perfect 8-0 record in 2011, the first undefeated home mark since 2002, and a 7-1 mark in 2012. The Packers were one of two teams to finish undefeated at home during the 2014 regular season (Denver).
- ▶ Head Coach **Mike McCarthy** stated consistently upon his arrival in Green Bay that one of the team's goals would be to reclaim the mystique of playing at Lambeau Field. Mission accomplished. The team is 67-22-1 (.750) at home in the regular season since 2006, **No. 2 in the NFL**.
- ▶ Since **Ron Wolf** and **Mike Holmgren** began the revitalization of the franchise in 1992, Green Bay owns the best home record in the NFL. A look at the top regular-season home W-L records since the '92 season:

Team	W-L Record	Pct.
<b>1. Green Bay</b>	<b>154-47-1</b>	<b>.765</b>
2. Pittsburgh	145-55-1	.724
3. New England	146-56-0	.723

### HOT AT HOME

Since the start of 2009, the Packers have been one of the best teams in the league at home during the regular season:

Team	W-L Record	Pct.
1. New England	58-8-0	.879
<b>2. Green Bay</b>	<b>53-12-1</b>	<b>.811</b>
3. Baltimore	49-16-0	.754
4. Seattle	48-17-0	.738
5. Pittsburgh	47-18-0	.723

### IN THE FREE-AGENCY ERA

Talk of unrestricted free agency in the early '90s led many to forecast tough times for the small-town Green Bay Packers.

- ▶ However, Green Bay has remained among the most successful teams since the advent of free agency in 1993. The Packers have won 10 or more games 15 times since '93 and captured 10 division crowns.
- ▶ A look at the most successful teams in the free-agency era:

Team	W-L Since '93	Pct.	Playoff Berths
1. New England	262-125-0	.677	18
<b>2. Green Bay</b>	<b>247-139-1</b>	<b>.640</b>	<b>18</b>
3. Pittsburgh	243-143-1	.629	16
4. Denver	235-152-0	.607	13
5. Indianapolis	226-161-0	.584	16

### IN THE LEAGUE RANKINGS 2017 REGULAR SEASON



#### GREEN BAY (Team)

Category	NFC	NFL
Turnover Margin (-2) . . . . .	12t	22t
Points Scored (22.3) . . . . .	9	15
Points Allowed (22.3) . . . . .	8	17t
Total Offense (360.3) . . . . .	7	10
Rushing (69.0) . . . . .	14	29t
Passing (291.3) . . . . .	1	2
Total Defense (296.7) . . . . .	3	8
vs. Rush (113.7) . . . . .	11	21
vs. Pass (183.0) . . . . .	3	7
Third-Down Offense (48.8%) . .	2t	3t
Third-Down Defense (34.3%) . .	6	11
Red-Zone Offense (66.7%) . . .	2t	4t
Red-Zone Defense (71.4%) . .	14	25t

#### CHICAGO (Team)

Category	NFC	NFL
Turnover Margin (-3) . . . . .	14t	26t
Points Scored (15.7) . . . . .	14	28
Points Allowed (23.0) . . . . .	11	21t
Total Offense (305.0) . . . . .	14	21
Rushing (121.7) . . . . .	2	8
Passing (183.3) . . . . .	15	27
Total Defense (321.7) . . . . .	6	12
vs. Rush (83.7) . . . . .	6	9
vs. Pass (238.0) . . . . .	10	20
Third-Down Offense (41.0%) . . .	8	11
Third-Down Defense (45.9%) . .	11	26
Red-Zone Offense (60.0%) . . .	5t	14t
Red-Zone Defense (41.7%) . . .	4	8

#### GREEN BAY (Individual)

Category	NFC	NFL
Passing: A.Rodgers (93.1) . . . .	7	13
Rushing: Montgomery (124) . .	11	27
Receptions: Montgomery (18) . .	6t	21
Rec. Yds.: D.Adams (206) . . . .	9	16
Interceptions: N/A		
Sacks: J.Jones (2.0) . . . . .	10t	21t












#### CHICAGO (Individual)

Category	NFC	NFL
Passing: Glennon (79.8) . . . .	12	24
Rushing: Howard (197) . . . . .	5	8
Receptions: Cohen (20) . . . . .	3t	5t
Rec. Yds.: Cohen (126) . . . . .	28t	57t
Interceptions: N/A		
Sacks: Hicks/Young (2.0) . . .	10t	21t



## 2017 SCHEDULE NOTES

### 2017 OPPONENTS

	NFL Rank (2017)	Record	
		Offense	Defense
 Seattle Seahawks.....(1-2)	16	23	
 at Atlanta Falcons .....(3-0)	4	15	
 Cincinnati Bengals .....(0-3)	31	7	
 Chicago Bears .....(1-2)	21	12	
 at Dallas Cowboys .....(1-1)	14	9	
 Minnesota Vikings .....(2-1)	2	20	
 New Orleans Saints ....(1-2)	6	31	
 Detroit Lions.....(2-1)	18	17	
 Baltimore Ravens .....(2-1)	32	18t	
 at Pittsburgh Steelers..(2-1)	22	2	
 Tampa Bay Buccaneers..(1-1)	15	30	
 at Cleveland Browns...(0-3)	17	11	
 at Carolina Panthers ...(2-1)	28	1	

### A LOOK AT THE SCHEDULE

The Green Bay Packers' 97th NFL regular-season schedule – highlighted by five prime-time contests (subject to flexible scheduling) – was released April 20 by the National Football League.

- ▶ It will be the first regular season that has the Packers playing home games on a Saturday, Thursday and Monday.
- ▶ Green Bay's schedule includes six games against 2016 playoff teams. Two of those contests (Detroit, Seattle) are at Lambeau Field, while four (Atlanta, Dallas, Detroit, Pittsburgh) will come on the road. The Packers will play two teams (Atlanta, Dallas) that it played during the 2016 regular and postseason.
- ▶ For the first time since 2012, the Packers opened the season at home, and will play three of their first four games at Lambeau Field.
- ▶ In Week 1, Green Bay hosted the Seattle Seahawks, marking the third consecutive regular season that the Packers have played the Seahawks at home. Green Bay improved to 11-3 against the Seahawks at home during the regular and postseason, including eight straight wins.
- ▶ For the second straight season, the Packers played a prime-time game on the road in Week 2, traveling to Atlanta for an NFC Championship rematch with the Falcons.
- ▶ Week 3 saw the Cincinnati Bengals play in Green Bay for just the sixth time, and Week 4 has the Packers hosting the Chicago Bears on a Thursday night for the third consecutive season (12th straight year in primetime). The division rivals square off in a prime-time contest for the 12th straight season.
- ▶ Green Bay will begin October with back-to-back road games. The Packers will first travel to play the Dallas Cowboys, marking the fourth matchup between the two clubs since 2015 (including postseason), and then will face the Vikings in Minnesota in Week 6.
- ▶ In Week 7, the New Orleans Saints visit Lambeau, their latest trip by date to Wisconsin since playing the Packers in Milwaukee on Nov. 17, 1985.
- ▶ The Packers have a Week 8 bye, the latest bye week for Green Bay since 2014 (Week 9).
- ▶ Green Bay hosts the Detroit Lions on *Monday Night Football* in Week 9, marking the third time the two teams have met on *MNF* and the first since 1972. Green Bay swept the regular-season series with the Lions last season for the first time since 2012 and for the seventh time under McCarthy.
- ▶ In Week 10, Green Bay will face the Bears in Chicago, a place they have won in the regular season each of the last six years.
- ▶ After welcoming the Baltimore Ravens to Lambeau Field in Week 11 for just the fourth time, the Packers will travel to Pittsburgh to play the Steelers in a Sunday night matchup in Week 12.
- ▶ After stopping back in Green Bay in Week 13 to play Tampa Bay, the Buccaneers' first December trip to Lambeau since 2000, the Packers will begin a stretch of three road games in four weeks with a trip to Cleveland in Week 14. It is the first time since 2009 that Green Bay will finish the regular season with three of the final four games taking place on the road.
- ▶ The Packers will finish their slate against the NFC South when they play at the Carolina Panthers in Week 15.
- ▶ For the second consecutive season, Green Bay will host the Vikings on a Saturday in Week 16. The Packers have won their last five regular-season games played on Saturdays.
- ▶ Green Bay will close out the regular season at Detroit for the second consecutive year, marking the first time it has finished the regular season on the road against the same team in back-to-back seasons since 1991-92 (Minnesota).





## PACKERS VS. BEARS - WEEK 4

### BREAKING DOWN THE ROSTER

The Packers currently have an 53-man roster that is composed of 25 offensive players, 25 defensive players and three specialists.

- ▶ Of the 53 players on Green Bay's roster, 35 of them (66.0 percent) were draft picks of the Packers. Dating back to 2007, Green Bay has at least one member of each draft class still on the roster.
- ▶ Green Bay has 12 players on the roster that began their careers as undrafted free agents, with nine of those originally signed by Green Bay.
- ▶ Over a third (34.0 percent) of the players (18 of 53) on Green Bay's roster entered the league as a sixth-round or seventh-round pick or as an undrafted player.
- ▶ The Packers have six players on the roster that played in the NFL prior to the 2009 season. Four of those five players were draft picks of the Packers (QB **Aaron Rodgers**, K **Mason Crosby**, WR **Jordy Nelson** and LB **Clay Matthews**) and three have made at least one Pro Bowl.
- ▶ Of the 53 players on the roster, 44 began their pro careers with the Packers (83.0 percent).
- ▶ Only 21 of the 53 players on the roster (39.6 percent) were selected in the first three rounds of the draft, with 18 being drafted by the Packers.

#### GREEN BAY'S ROSTER ...

##### BY AGE (as of Sept. 28)

21-24	25 players
25-28	18 players
29-32	6 players
33-plus	4 players

##### BY EXPERIENCE

R-1	12 players
2-3	17 players
4-5	8 players
6-9	9 players
10-plus	7 players

##### BY DRAFT ROUND

1st	7 players
2nd/3rd	14 players
4th/5th	14 players
6th/7th	6 players
Undrafted	12 players

### 2017 OPPONENTS - STRENGTH OF SCHEDULE

The Packers' 2017 schedule includes six games against 2016 playoff teams. Two of those games (Detroit, Seattle) will be at Lambeau Field, while four (Atlanta, Dallas, Detroit, Pittsburgh) will come on the road.

▶ A closer look at the Packers' 2017 opponents:

<u>Home Games</u>	<u>'16 Record</u>	<u>Last Overall Meeting/Result</u>	<u>Last Lambeau Field Meeting/Result</u>
Baltimore	8-8	10/13/13, W, 19-17	12/7/09, W, 27-14
Chicago	3-13	12/18/16, W, 30-27	10/20/16, W, 26-10
Cincinnati	6-9-1	9/22/13, L, 34-30	9/20/09, L, 31-24
Detroit	9-7	1/1/17, W, 31-24	9/25/16, W, 34-27
Minnesota	8-8	12/24/16, W, 38-25	12/24/16, W, 38-25
New Orleans	7-9	10/26/14, L, 44-23	9/30/12, W, 28-27
Seattle	10-5-1	12/11/16, W, 38-10	12/11/16, W, 38-10
Tampa Bay	9-7	12/21/14, W, 20-3	11/20/11, W, 35-26
<b>Totals</b>	<b>60-66-2</b>	<b>(.477)</b>	

<u>Road Games</u>	<u>'16 Record</u>	<u>Last Overall Meeting/Result</u>	<u>Last Meeting at Site/Result</u>
Atlanta	11-5	1/22/17, L, 44-21*	1/22/17, L, 44-21*
Carolina	6-10	11/8/15, L, 29-37	11/8/15, L, 29-37
Chicago	3-13	12/18/16, W, 30-27	12/18/16, W, 30-27
Cleveland	1-15	10/20/13, W, 31-13	10/25/09, W, 31-3
Dallas	13-3	1/15/17, W, 34-31^	1/15/17, W, 34-31^
Detroit	9-7	1/1/17, W, 31-24	1/1/17, W, 31-24
Minnesota	8-8	12/24/16, W, 38-25	9/18/16, L, 14-17
Pittsburgh	11-5	12/22/13, L, 38-31	12/20/09, L, 37-36
<b>Totals</b>	<b>62-66</b>	<b>(.484)</b>	

**Overall** .....122-132-2

^ - NFC Divisional Playoff

\* - NFC Championship

### PACKERS IN WEEKLY 2017 TEAM RANKINGS

		NFL Offense			NFL Defense		
After							
Week ...	Opp.	Total	Rush	Pass	Total	Rush	Pass
1	SEA	8	15	6	5t	17	4
2	@ATL	7	27	4	8	20t	9
3	CIN	10	29t	2	8	21	7
<b>Packers in 2016</b>		<b>8</b>	<b>20</b>	<b>7</b>	<b>22</b>	<b>8</b>	<b>31</b>
<b>Packers in 2015</b>		<b>23</b>	<b>12</b>	<b>25t</b>	<b>15</b>	<b>21</b>	<b>6</b>
<b>Packers in 2014</b>		<b>6</b>	<b>11</b>	<b>8</b>	<b>15</b>	<b>23</b>	<b>10</b>
<b>Packers in 2013</b>		<b>3</b>	<b>7</b>	<b>6</b>	<b>25</b>	<b>25</b>	<b>24</b>
<b>Packers in 2012</b>		<b>13</b>	<b>20</b>	<b>9</b>	<b>11</b>	<b>17</b>	<b>11</b>
<b>Packers in 2011</b>		<b>3</b>	<b>27</b>	<b>3</b>	<b>32</b>	<b>14</b>	<b>32</b>
<b>Packers in 2010</b>		<b>9</b>	<b>24</b>	<b>5</b>	<b>5</b>	<b>18</b>	<b>5</b>
<b>Packers in 2009</b>		<b>6</b>	<b>14</b>	<b>7</b>	<b>2</b>	<b>1</b>	<b>5</b>
<b>Packers in 2008</b>		<b>8</b>	<b>17</b>	<b>8</b>	<b>20</b>	<b>26</b>	<b>12</b>
<b>Packers in 2007</b>		<b>2</b>	<b>21</b>	<b>2</b>	<b>11</b>	<b>14</b>	<b>12</b>
<b>Packers in 2006</b>		<b>9</b>	<b>23</b>	<b>8</b>	<b>12</b>	<b>13</b>	<b>17</b>
<b>Packers in 2005</b>		<b>18</b>	<b>30</b>	<b>7</b>	<b>7</b>	<b>23</b>	<b>1</b>
<b>Packers in 2004</b>		<b>3</b>	<b>10</b>	<b>3</b>	<b>25</b>	<b>14</b>	<b>25</b>
<b>Packers in 2003</b>		<b>4</b>	<b>3</b>	<b>16</b>	<b>17</b>	<b>10</b>	<b>23</b>
<b>Packers in 2002</b>		<b>12</b>	<b>12</b>	<b>10</b>	<b>12</b>	<b>21</b>	<b>3</b>
<b>Packers in 2001</b>		<b>6</b>	<b>21</b>	<b>3</b>	<b>12</b>	<b>16</b>	<b>15</b>
<b>Packers in 2000</b>		<b>15</b>	<b>23</b>	<b>8</b>	<b>15</b>	<b>8</b>	<b>19</b>
<b>Packers in 1999</b>		<b>9</b>	<b>21</b>	<b>7</b>	<b>19</b>	<b>22</b>	<b>18</b>
<b>Packers in 1998</b>		<b>5</b>	<b>25</b>	<b>3</b>	<b>4</b>	<b>4</b>	<b>10</b>
<b>Packers in 1997</b>		<b>4</b>	<b>12</b>	<b>3</b>	<b>7</b>	<b>20</b>	<b>8</b>
<b>Packers in 1996</b>		<b>5</b>	<b>11</b>	<b>5</b>	<b>1</b>	<b>4</b>	<b>1</b>
<b>Packers in 1995</b>		<b>7</b>	<b>26</b>	<b>3</b>	<b>14</b>	<b>7</b>	<b>21</b>
<b>Packers in 1994</b>		<b>9</b>	<b>19</b>	<b>9</b>	<b>6</b>	<b>3</b>	<b>15</b>
<b>Packers in 1993</b>		<b>19</b>	<b>22</b>	<b>18</b>	<b>2</b>	<b>8</b>	<b>7</b>
<b>Packers in 1992</b>		<b>15</b>	<b>21</b>	<b>9</b>	<b>23</b>	<b>16</b>	<b>23</b>



## PACKERS STARTERS – OFFENSE

### **WR Jordy Nelson, 10th Year, Kansas State, D2a-08**

- ▶ Became the fourth player in franchise history to reach 500 receptions.
- ▶ Has 66 career receiving TDs, No. 2 in Packers history behind Don Hutson (99).
- ▶ Became the first player in franchise history to record 13-plus receiving touchdowns in three different seasons (2011, 2014, 2016). His three seasons of 13-plus TD receptions tie Pro Football Hall of Famers Lance Alworth, Cris Carter and Marvin Harrison for the fourth most in NFL history.
- ▶ Missed all of the 2015 season due to a knee injury.
- ▶ Finished the 2014 regular season ranked fourth in the NFL in receiving yards (1,519), seventh in receptions (98) and tied for second in receiving touchdowns (13). Earned first selection to the Pro Bowl.
- ▶ Led the team in 2013 with 85 catches for 1,314 yards and eight TDs. Ranked No. 10 in the NFL that season in receiving yards.
- ▶ With 15 TD catches in 2011, became only the third player in franchise history to catch 15 or more TDs in a season, joining WRs Sterling Sharpe (18 in 1994) and Don Hutson (17 in 1942).

### **LT David Bakhtiari, 5th Year, Colorado, D4a-13**

- ▶ Named to first career Pro Bowl in 2016.
- ▶ Has started all but four games at LT since the start of the 2013 regular season. Missed Weeks 2-3 this season and the final two games of the 2015 regular season due to injury.
- ▶ Started all 16 games at left tackle in 2013, the only rookie in the NFL to do so in 2013 and the first Packer rookie to do so since the league went to a 16-game schedule in 1978.
- ▶ Became just the fourth Green Bay rookie to start at LT in the season opener since the 1970 AFL-NFL merger and the first since 1985.

### **LG Lane Taylor, 5th Year, Oklahoma State, FA-13**

- ▶ Has played in 49 regular-season games for Green Bay with 21 starts, including starting every game since the start of 2016 at LG.
- ▶ Made the first starts of his career in 2015, opening at RG at Detroit in Week 13 in place of an injured T.J. Lang and at LG in Week 17 vs. Minnesota with Josh Sitton sliding to LT in place of an injured David Bakhtiari.
- ▶ A four-year letterman at OSU, starting 47 of 50 games played at right guard. Unanimous first-team All-Big 12 selection by the conference's coaches as a senior.

### **C Corey Linsley, 4th Year, Ohio State, D5a-14**

- ▶ Has started every game at C since Week 9 of 2016. Was on reserve/physically unable to perform for the entire preseason and the first seven regular-season games.
- ▶ Started 29 games and four postseason contests in his first two seasons.
- ▶ First rookie center to start for Green Bay in Week 1 since the merger.
- ▶ Was the first rookie center to start every game for the Packers since the league went to a 16-game schedule in 1978.
- ▶ Named to PFWA's All-Rookie team, the first Green Bay center to be honored since its inception in 1974.

### **RG Jahri Evans, 12th Year, Bloomsburg, UFA (NO)-17**

- ▶ Selected to six Pro Bowls (2009-14) and has been named first-team All-Pro by *The Associated Press* four times (2009-12).
- ▶ Has started all 172 games he has played in since entering the league in 2006, the most games played by an active NFL offensive lineman over that span.
- ▶ Started all 16 games in nine of his 11 seasons in New Orleans (2006-16), missing just seven contests due to injury.
- ▶ Helped the Saints finish in the top six in the NFL in total offense in all 11 of his seasons in New Orleans (2006-16), including six No. 1 rankings (2006, 2008-09, 2011, 2014, 2016).
- ▶ Entered the NFL with New Orleans in 2006 as a fourth-round pick (No. 108 overall) out of Bloomsburg (Pa.) University, where he was a finalist for the Gene Upshaw Player of the Year Award in both of his final two seasons.

### **RT Bryan Bulaga, 8th Year, Iowa, D1-10**

- ▶ Has started 44 of 51 games since the start of the 2014 season.
- ▶ Missed the second part of the 2012 season after suffering a hip injury vs. Arizona on Nov. 4 and missed all of the 2013 season after injuring his knee on Aug. 3.
- ▶ Started 37 games at RT in his first three seasons in the league.
- ▶ Started the final 12 games of 2010 and the entire postseason at right tackle after taking over for veteran Mark Tauscher (shoulder).
- ▶ Named to the *Pro Football Weekly*/PFWA All-Rookie team in 2010.
- ▶ Capped his rookie season by becoming the youngest player at the time, according to STATS LLC, to ever start in the Super Bowl (21 years, 322 days).

### **TE Martellus Bennett, 10th Year, Texas A&M, UFA (NE)-17**

- ▶ Posted 50-plus receptions in each season from 2012-16, one of only three tight ends in the league (Greg Olsen, Jason Witten) to do so over that span.
- ▶ Posted a career-high three 100-yard receiving games in 2016 with the Patriots, tied for No. 2 in the NFL among TEs, and a career-best seven TD catches, tied for No. 3 in the league among TEs.
- ▶ Registered a career-high 90 receptions with the Chicago Bears in 2014, the most among NFL tight ends that season, on his way to earning Pro Bowl recognition.
- ▶ Entered the NFL in 2008 as a second-round pick (No. 61 overall) with Dallas and went on to play four seasons with the Cowboys (2008-11). Also played one season with the N.Y. Giants (2012), three with the Bears (2013-15) and one with the Patriots (2016).

### **WR Randall Cobb, 6th Year, Kentucky, D2-11**

- ▶ Despite missing a game, ranks No. 2 on the team with 15 receptions this season.
- ▶ Led the team with a 13.5-yard punt-return average in 2016.
- ▶ Posted the 12th 100-yard receiving game of his career in Week 4 (108 on nine receptions) and tied his single-game high for receptions (11 for 95 yards and a TD) in Week 7 last season.
- ▶ Led the team in receptions (79), was No. 2 in receiving yards (829) and was No. 3 in touchdown receptions (six) in 2015.
- ▶ Set a new single-season career high with five 100-yard receiving games during the 2014 season (three-2012). Earned first trip to the Pro Bowl.
- ▶ His career-best 91 receptions in 2014 are the eighth most in team history.
- ▶ Finished the regular season tied for fourth in the NFL with 12 touchdown receptions in 2014.
- ▶ Set a franchise single-season record with a league-high 2,342 combined net yards in 2012, topping the previous team mark of 2,250 yards by RB Ahman Green in 2003.

### **QB Aaron Rodgers, 12th Year, California, D1-05**

- ▶ His career passer rating of 103.8 ranks No. 1 in NFL history.
- ▶ In 138 regular-season starts (92-46 record), has posted 52 games with 300-plus passing yards, 81 without an interception and 77 with a 100-plus passer rating (min. 15 attempts).
- ▶ Earned his sixth selection to the Pro Bowl in 2016, the second-most selections by a Green Bay quarterback behind Brett Favre's nine (1992-93, 1995-97, 2001-03, 2007).
- ▶ Finished the 2014 regular season ranked No. 2 in the NFL in passer rating (112.2), touchdown percentage (7.3), No. 1 in interception percentage (1.0) and No. 3 in touchdown passes (38).
- ▶ Recorded a passer rating of at least 120.0 in seven regular-season games in 2014, setting a single-season career high and tying for the third most in a single season in the NFL, dating back to 1960.
- ▶ Posted 21,332 passing yards from 2008-12, which ranks No. 1 in league history for the most passing yards by a QB in his first five seasons as a starter (previous record was Peyton Manning, 20,618, 1998-2002).
- ▶ In 2011, set an NFL record with a 122.5 passer rating and set franchise marks for TD passes (45), passing yards (4,643), completion percentage (68.3), yards per attempt (9.25) and 300-yard games (eight) on his way to earning NFL Most Valuable Player honors from *The Associated Press*.

### **RB Ty Montgomery, 2nd Year, Stanford, D3-15**

- ▶ Tied for No. 1 on the team with three total touchdowns this season.
- ▶ After being converted from wide receiver to running back during the 2016 season, has started nine games at RB, including all three games this season.
- ▶ In Week 15 at Chicago (2016), rushed for 162 yards on 16 carries and two touchdowns. His 162 yards were the most by a Packers player in a single game since Dec. 11, 2005 (Samkon Gado, 171 yards on 29 carries, 5.9 avg.). Dating back to 1960, his 10.13 yards-per-carry average was the third highest (min. 15 carries) by a Green Bay player.
- ▶ Played in six games with three starts as a rookie in 2015 before an ankle injury sustained in Week 6 sidelined him for the remainder of the season.
- ▶ Posted 5,190 all-purpose yards at Stanford (334 rushing, 2,125 receiving, 238 PR, 2,493 KOR), the fourth most in school history at the time.

### **FB Aaron Ripkowski, 2nd Year, Oklahoma, D6a-15**

- ▶ Has played in 33 career games with eight starts.
- ▶ Scored his first career rushing touchdown in Week 12 (2016) and followed it up with one in Week 13.
- ▶ Led the team and set career highs in Week 17 (2016) at Detroit with 61 rushing yards on nine carries (6.8 avg.)
- ▶ Played in 15 games as a rookie, seeing action primarily on special teams. Tied for No. 4 on the team with nine special teams tackles.



## PACKERS STARTERS – DEFENSE

### **DE Dean Lowry, 2nd Year, Northwestern, D4b-16**

- ▶ Made first career start in the season-opening win over Seattle.
- ▶ Saw action in 15 games as a rookie (2016) and registered 14 tackles (eight solo), two sacks, three tackles for a loss, nine QB pressures and three QB hits. Also appeared in all three postseason contests and posted two tackles (one solo) and a QB pressure.
- ▶ Posted sacks in back-to-back games in 2016, recording one in Week 13 vs. Houston and one in Week 14 vs. Seattle.
- ▶ Played in 48 games with 33 starts for Northwestern and registered 134 tackles (83 solo), 31½ tackles for a loss, 12½ sacks, three interceptions (one returned for a TD), 21 passes defended, three fumble recoveries and three forced fumbles.
- ▶ Earned second-team All-Big Ten honors as a senior in 2015 after posting 46 tackles (27 solo), 13½ tackles for a loss (second on the team), three sacks, an interception, a fumble recovery and seven passes defended.

### **NT Kenny Clark, 2nd Year, UCLA, D1-16**

- ▶ Finished the 2016 regular season No. 3 on the GB defensive line in tackles (33).
- ▶ Became the youngest player to appear in a season opener for the Packers since Arnie Herber (20 years old) in 1930.
- ▶ Earned third-team All-America honors from *The Associated Press* and first-team All-Pacific-12 recognition from the coaches and media as a junior in 2015.
- ▶ Was a team co-captain in '15 and recorded career highs in tackles (75), tackles for a loss (11) and sacks (six). Also ranked third on the team with five pass breakups.

### **DT Mike Daniels, 6th Year, Iowa, D4a-12**

- ▶ Leads Packers defensive linemen with 21.5 sacks since the start of the 2013 regular season.
- ▶ Led the defensive line in both tackles and sacks in 2014 and 2015.
- ▶ Returned a fumble 43 yards for a TD vs. Detroit in Week 14 of 2012, the longest fumble return for a TD by a rookie in franchise history.
- ▶ Starred as an interior pass rusher at Iowa, posting a team-high 24.5 tackles for a loss and 13 sacks from 2010-11.

### **LOLB Clay Matthews, 9th Year, Southern California, D1b-09**

- ▶ With 74.0 career sacks, passed Reggie White (68.5) for the second-most sacks in Packers history (Kabeer Gbaja-Biamila, 74.5).
- ▶ Despite injuries forcing him to miss four games and limiting him in six others, finished No. 3 on the team with five sacks in 2016.
- ▶ For the first time in his career, recorded at least one sack in each of the first three regular-season games he played in (2016).
- ▶ Selected to his sixth Pro Bowl and first as an inside linebacker in 2015 after recording 6.5 sacks (second on the team), 15 QB hits (No. 1 on the team) and a career-high 85 tackles (No. 2 on the team).
- ▶ With a team-high 11.0 sacks in 2014, is tied for the most 10-plus sack seasons in franchise history (four).
- ▶ Is the only player in franchise history to score a defensive TD (interception or fumble return) in each of his first three seasons in the NFL (2009-11).

### **ILB Jake Ryan, 3rd Year, Michigan, D4-15**

- ▶ Finished No. 2 on the team with 84 tackles during the 2016 regular season.
- ▶ Started the final five games of the regular season and both playoff contests in 2015.
- ▶ Recorded a team-best nine tackles (eight solo) and one fumble recovery in Week 13 (2015) at Detroit in his first pro start.
- ▶ Served as a team captain for his final two seasons at Michigan and was a three-time winner (2012-14) of the Roger Zatkoff Award, given to the Wolverines top linebacker. He was the only player to win the award (est. 1991) three times.
- ▶ Joined LB John Anderson (first round, 26th overall) as the only Michigan linebackers ever drafted by Green Bay.
- ▶ Started 41 of 46 games played in college, appearing at inside linebacker as a senior after spending his first three seasons at outside linebacker and defensive end.

### **ILB Blake Martinez, Rookie, Stanford, D4a-16**

- ▶ Started nine of 13 games he played in 2016 during the regular season, missing Weeks 12-14 due to injury.
- ▶ Became the first rookie to start on defense for Green Bay in Week 1 since LB Nick Perry in 2012.
- ▶ Finished collegiate career with 257 tackles (137 solo), 13.5 tackles for a loss, 6.5 sacks, five interceptions and five forced fumbles in 51 games played.

- ▶ Started all 27 games played in his final two seasons, leading the team in tackles as a junior (102) and senior (141).
- ▶ Led the Pacific-12 and ranked No. 7 nationally with 141 tackles (75 solo) as a senior, averaging a conference-best 10.1 tackles per game.

### **ROLB Nick Perry, 6th Year, Southern California, D1-12**

- ▶ Led the team with a career-high 11.0 sacks in 2016.
- ▶ Registered multiple sacks in each of his first five seasons in the NFL and has posted a two-sack game in each of the last four seasons (2013-16).
- ▶ Has totaled seven sacks in eight playoff games, including 3.5 in the 2015 postseason, which tied Clay Matthews (2010) for the franchise record in a single postseason.
- ▶ His seven postseason sacks rank No. 3 in franchise history (since 1982) behind Matthews (11) and Reggie White (eight).

### **LCB Davon House, 7th Year, New Mexico State, FA-17**

- ▶ Rejoined the Packers after spending the 2015-16 seasons with the Jacksonville Jaguars, starting 19 of 32 games played.
- ▶ In 2015, his first season in Jacksonville, set career highs in starts (15), tackles (60), solo tackles (49), passes defended (23, franchise single-season record) and interceptions (four).
- ▶ Despite missing three regular-season games with a shoulder injury in 2014, his 11 passes defended tied for No. 4 on the Packers.
- ▶ After seeing action in two games as a rookie (2011), appeared in 25 games for Green Bay between 2012-13, starting five games in each season.
- ▶ Was the first player to be drafted by the Packers out of New Mexico State in franchise history, and was the first Aggie drafted since S Siddeeq Shabazz (Oakland, seventh round) in 2003.

### **RCB Damarious Randall, 3rd Year, Arizona State, D1-15**

- ▶ Was second on the team with three interceptions in 2016 despite missing six games due to injury.
- ▶ Played in 15 games with nine starts (six at LCB, two at RCB, one in the slot) in 2015 and tied for the team lead and No. 2 among NFL rookies with three interceptions, including one he returned for a TD. Finished with a team-best 16 passes defended.
- ▶ Named the NFL's Defensive Rookie of the Month for November 2015, joining CB Casey Hayward (October 2012) as the only Green Bay defensive backs to win the award.
- ▶ Earned first-team All-Pacific-12 honors at safety as a senior in 2014 after he led the Sun Devils in tackles (106) and passes defended (12) and tied for the team lead with three interceptions.

### **SS Morgan Burnett, 8th Year, Georgia Tech, D3-10**

- ▶ Tied for No. 1 among NFL safeties with a career-best three sacks last season. Finished No. 1 on the team in tackles (92).
- ▶ Missed five games due to injury in 2015, but finished No. 4 on the team with 54 solo tackles.
- ▶ Totaled a team-high 125 tackles in 2014, the second most of his career (137 in 2012). Ranked No. 2 on the team with 106 tackles (77 solo) in 2013, despite missing the first three games due to injury. Recovered three fumbles, including one for a TD, and added nine passes defended.
- ▶ Participated in all 1,088 plays for Green Bay's defense in 2012, one of only four non-OL in the NFL to appear in 100 percent of his team's snaps.
- ▶ Started the first four games of the 2010 season at SS before sustaining a season-ending knee injury vs. Detroit in Week 4.

### **FS Ha Ha Clinton-Dix, 4th Year, Alabama, D1-14**

- ▶ Named to his first career Pro Bowl in 2016. His career-best five interceptions tied for No. 5 in the NFL last season and tied for No. 1 among safeties. It was the most interceptions by a Packers safety in a single season since Charles Woodson (seven) and Charlie Peprah (five) in 2011.
- ▶ In 2016, posted a career-high two interceptions in both Week 9 and Week 14, becoming the first Packer to have two two-INT games in a season since Woodson in 2011.
- ▶ Led the team in tackles in 2015 with 117 (97 solo) and was tied for fourth on the team in interceptions (two).
- ▶ According to STATS, his three sacks during the 2015 regular season tied for the fifth most in a single regular season by a Packers safety (since 1982) and the most since Mark Roman recorded 3.5 in 2004.
- ▶ Started every game in 2015 after starting 10 of 16 games as a rookie when he finished second on the team in tackles (95).
- ▶ Was a consensus All-America selection in 2013 as a junior, earning first-team recognition from *The Associated Press*, the Football Writers Association of America and *Sporting News*.



## 2017 REGULAR-SEASON STATISTICS

	Packers	Opponents
<b>TOTAL FIRST DOWNS</b> .....	<b>72</b>	<b>52</b>
Rushing .....	16	16
Passing .....	49	33
Penalty .....	7	3
3rd Down: Made/Att .....	21/43	12/35
3rd Down Pct. ....	48.8	34.3
4th Down: Made/Att .....	3/3	0/0
4th Down Pct. ....	100.0	0.0
<b>POSSESSION AVG.</b> .....	<b>32:39</b>	<b>27:21</b>
<b>TOTAL NET YARDS</b> .....	<b>1081</b>	<b>890</b>
Avg. Per Game .....	360.3	296.7
Total Plays .....	207	166
Avg. Per Play .....	5.2	5.4
<b>NET YARDS RUSHING</b> .....	<b>207</b>	<b>341</b>
Avg. Per Game .....	69.0	113.7
Total Rushes .....	60	75
<b>NET YARDS PASSING</b> .....	<b>874</b>	<b>549</b>
Avg. Per Game .....	291.3	183.0
Sacked/Yards Lost .....	13/93	9/73
Gross Yards .....	967	622
Att./Completions .....	134/89	82/54
Completion Pct. ....	66.4	65.9
<b>HAD INTERCEPTED</b> .....	<b>3</b>	<b>0</b>
<b>PUNTS/AVERAGE</b> .....	<b>14/45.3</b>	<b>16/46.0</b>
Net Punting Avg. ....	14/42.6	16/41.6
<b>PENALTIES/YARDS</b> .....	<b>22/173</b>	<b>21/152</b>
<b>FUMBLES/BALL LOST</b> .....	<b>2/1</b>	<b>2/2</b>
<b>TOUCHDOWNS</b> .....	<b>8</b>	<b>7</b>
Rushing .....	2	2
Passing .....	6	3
Returns .....	0	2

### SCORE BY PERIODS

	Q1	Q2	Q3	Q4	OT	PTS
PACKERS	14	0	24	26	3	67
OPPONENTS	14	34	13	6	0	67

### SCORING

	TD	-Ru	-Pa	-Rt	K-PAT	FG	S	PTS
Mason Crosby .....	0	0	0	0	7/7	4/4	0	19
Ty Montgomery .....	3	2	1	0			0	18
Jordy Nelson .....	3	0	3	0			0	18
Davante Adams .....	1	0	1	0			0	6
Lance Kendricks .....	1	0	1	0			0	6
<b>PACKERS</b> .....	<b>8</b>	<b>2</b>	<b>6</b>	<b>0</b>	<b>7/7</b>	<b>4/4</b>	<b>0</b>	<b>67</b>
<b>OPPONENTS</b> .....	<b>7</b>	<b>2</b>	<b>3</b>	<b>2</b>	<b>7/7</b>	<b>6/7</b>	<b>0</b>	<b>67</b>

2-Pt Conversions: Packers 0-1, Opponents 0-0

**SACKS:** Josh Jones 2, Mike Daniels 1.5, Clay Matthews 1.5, Nick Perry 1.5, Ahmad Brooks 1, Blake Martinez 1.0, Joe Thomas 0.5, PACKERS 9, OPPONENTS 13

	No	Yds	Avg	Long	TD
<b>RUSHING</b>					
Ty Montgomery .....	41	124	3.0	8	2
Aaron Rodgers .....	13	52	4.0	13	0
Jamaal Williams .....	5	21	4.2	6	0
Randall Cobb .....	1	10	10.0	10	0
<b>PACKERS</b> .....	<b>60</b>	<b>207</b>	<b>3.5</b>	<b>13</b>	<b>2</b>
<b>OPPONENTS</b> .....	<b>75</b>	<b>341</b>	<b>4.5</b>	<b>35</b>	<b>2</b>

	No	Yds	Avg	Long	TD
<b>RECEIVING</b>					
Ty Montgomery .....	18	129	7.2	23	1
Randall Cobb .....	15	145	9.7	29	0
Davante Adams .....	14	206	14.7	41	1
Jordy Nelson .....	13	131	10.1	32t	3
Martellus Bennett .....	11	102	9.3	26	0
Geronimo Allison .....	9	146	16.2	72	0
Lance Kendricks .....	4	70	17.5	51	1
Richard Rodgers .....	2	22	11.0	14	0
Trevor Davis .....	1	9	9.0	9	0
Jamaal Williams .....	1	5	5.0	5	0
Aaron Ripkowski .....	1	2	2.0	2	0
<b>PACKERS</b> .....	<b>89</b>	<b>967</b>	<b>10.9</b>	<b>72</b>	<b>6</b>
<b>OPPONENTS</b> .....	<b>54</b>	<b>622</b>	<b>11.5</b>	<b>34</b>	<b>3</b>

	No	Yds	Avg	Long	TD
<b>INTERCEPTIONS</b>					
<b>PACKERS</b> .....	<b>0</b>	<b>0</b>	<b>--</b>	<b>--</b>	<b>0</b>
<b>OPPONENTS</b> .....	<b>3</b>	<b>99</b>	<b>33.0</b>	<b>75t</b>	<b>1</b>

	No	Yds	Avg	Net	TB	In 20	LG	Blk
<b>PUNTING</b>								
Justin Vogel .....	14	634	45.3	42.6	0	4	61	0
<b>PACKERS</b> .....	<b>14</b>	<b>634</b>	<b>45.3</b>	<b>42.6</b>	<b>0</b>	<b>4</b>	<b>61</b>	<b>0</b>
<b>OPPONENTS</b> .....	<b>16</b>	<b>736</b>	<b>46.0</b>	<b>41.6</b>	<b>0</b>	<b>8</b>	<b>59</b>	<b>0</b>

	Ret	FC	Yds	Avg	Long	TD
<b>PUNT RETURNS</b>						
Trevor Davis .....	7	5	70	10.0	33	0
<b>PACKERS</b> .....	<b>7</b>	<b>5</b>	<b>70</b>	<b>10.0</b>	<b>33</b>	<b>0</b>
<b>OPPONENTS</b> .....	<b>7</b>	<b>4</b>	<b>38</b>	<b>5.4</b>	<b>20</b>	<b>0</b>

	No	Yds	Avg	Long	TD
<b>KICKOFF RETURNS</b>					
<b>PACKERS</b> .....	<b>0</b>	<b>0</b>	<b>--</b>	<b>--</b>	<b>0</b>
<b>OPPONENTS</b> .....	<b>6</b>	<b>142</b>	<b>23.7</b>	<b>43</b>	<b>0</b>

	1-19	20-29	30-39	40-49	50+
<b>FIELD GOALS</b>					
Mason Crosby .....	0/0	3/3	0/0	1/1	0/0
<b>PACKERS</b> .....	<b>0/0</b>	<b>3/3</b>	<b>0/0</b>	<b>1/1</b>	<b>0/0</b>
<b>OPPONENTS</b> .....	<b>0/0</b>	<b>1/1</b>	<b>1/1</b>	<b>2/3</b>	<b>2/2</b>

Crosby: (40G) (28G) (28G, 27G)

Opponents: (33G, 21G, 41G) (51G, 53G) (48N, 46G)

	Att	Cmp	Yds	Cmp%	Yds/Att	TD	TD%	Int	Int%	Long	Sack/Lost	Rating
<b>PASSING</b>												
Aaron Rodgers .....	134	89	967	66.4	7.22	6	4.5	3	2.2	72	13/93	93.1
<b>PACKERS</b> .....	<b>134</b>	<b>89</b>	<b>967</b>	<b>66.4</b>	<b>7.22</b>	<b>6</b>	<b>4.5</b>	<b>3</b>	<b>2.2</b>	<b>72</b>	<b>13/93</b>	<b>93.1</b>
<b>OPPONENTS</b> .....	<b>82</b>	<b>54</b>	<b>622</b>	<b>65.9</b>	<b>7.59</b>	<b>3</b>	<b>3.7</b>	<b>0</b>	<b>0.0</b>	<b>34</b>	<b>9/73</b>	<b>100.8</b>



## 2017 REGULAR-SEASON DEFENSIVE STATISTICS

Official totals – based on coaches' film review, through Week 3 vs. Cincinnati (press-box totals for Bengals game)

### SPECIAL TEAMS

Player	Total			Sacks/ Yards	Int/ Yards	Fum Rec	For Fum	Pass Def
	Tackles	Solo	Asst					
Blake Martinez	21	15	6	1.0/8.0	0/0	0	0	0
Josh Jones	15	13	2	2.0/14.0	0/0	0	0	0
Damarious Randall	14	12	2	0.0/0.0	0/0	0	0	1
Morgan Burnett	14	10	4	0.0/0.0	0/0	0	0	4
Ha Ha Clinton-Dix	13	11	2	0.0/0.0	0/0	0	0	1
Quinten Rollins	12	9	3	0.0/0.0	0/0	0	0	1
Kenny Clark	12	7	5	0.0/0.0	0/0	0	0	1
Kevin King	11	7	4	0.0/0.0	0/0	0	0	3
Nick Perry	11	6	5	1.5/11.0	0/0	0	0	1
Clay Matthews	10	8	2	1.5/15.5	0/0	0	0	0
Mike Daniels	9	7	2	1.5/12.0	0/0	0	1	0
Jake Ryan	7	6	1	0.0/0.0	0/0	0	0	0
Kentrell Brice	6	6	0	0.0/0.0	0/0	0	0	1
Davon House	5	4	1	0.0/0.0	0/0	0	0	0
Dean Lowry	5	2	3	0.0/0.0	0/0	0	0	0
Quinton Dial	4	4	0	0.0/0.0	0/0	0	0	0
Marwin Evans	4	4	0	0.0/0.0	0/0	0	0	0
Joe Thomas	3	2	1	0.5/5.5	0/0	0	0	0
Ahmad Brooks	2	2	0	1.0/7.0	0/0	0	0	0
Kyler Fackrell	2	0	2	0.0/0.0	0/0	1	0	0
Chris Odom	1	0	1	0.0/0.0	0/0	0	0	0
<b>Totals</b>	<b>181</b>	<b>135</b>	<b>46</b>	<b>9.0/73.0</b>	<b>0/0</b>	<b>1</b>	<b>1</b>	<b>13</b>

Player	TT	FR	FF
Marwin Evans	3	0	0
Jeff Janis	2	0	0
Josh Jones	2	0	0
Kentrell Brice	1	0	0
Aaron Ripkowski	1	0	0
Quinten Rollins	1	1	0
Joe Thomas	1	0	0
Justin Vogel	1	0	0
<b>Totals</b>	<b>12</b>	<b>1</b>	<b>0</b>

### MISCELLANEOUS

Player	Tackles
Geronimo Allison	1
<b>Totals</b>	<b>1</b>

Player	FR
Aaron Rodgers	1
<b>Totals</b>	<b>1</b>



No	ALPHABETICAL ROSTER	Pos	Ht	Wt	Birthdate	NFL Exp	College	High School	Hometown
17	Adams, Davante	WR	6-1	215	12/24/92	4	Fresno State	Palo Alto, Calif.	
90	Adams, Montravius	DT	6-4	304	7/24/95	R	Auburn	Vienna, Ga.	
81	Allison, Geronimo	WR	6-3	202	1/18/94	2	Illinois	Riverview, Fla.	
69	Bakhtiari, David	T	6-4	310	9/30/91	5	Colorado	San Mateo, Calif.	
80	Bennett, Martellus	TE	6-6	275	3/10/87	10	Texas A&M	Taylor, Texas	
29	Brice, Kentrell	S	5-11	200	8/11/94	2	Louisiana Tech	Ruston, La.	
55	Brooks, Ahmad	LB	6-3	259	3/14/84	11	Virginia	Fairfax, Va.	
75	Bulaga, Bryan	T	6-5	314	3/21/89	8	Iowa	Woodstock, Ill.	
42	Burnett, Morgan	S	6-1	209	1/13/89	8	Georgia Tech	College Park, Ga.	
97	Clark, Kenny	DT	6-3	314	10/4/95	2	UCLA	Rialto, Calif.	
21	Clinton-Dix, Ha Ha	S	6-1	208	12/21/92	4	Alabama	Orlando, Fla.	
18	Cobb, Randall	WR	5-10	192	8/22/90	7	Kentucky	Alcoa, Tenn.	
2	Crosby, Mason	K	6-1	207	9/3/84	11	Colorado	Georgetown, Texas	
76	Daniels, Mike	DT	6-0	310	5/5/89	6	Iowa	Blackwood, N.J.	
11	Davis, Trevor	WR	6-1	188	7/4/93	2	California	Martinez, Calif.	
91	Dial, Quinton	DT	6-5	318	6/21/90	5	Alabama	Pinson, Ala.	
73	Evans, Jahri	G	6-4	318	8/22/83	12	Bloomsburg	Philadelphia, Pa.	
25	Evans, Marwin	S	5-11	211	4/10/93	2	Utah State	Oak Creek, Wis.	
51	Fackrell, Kyler	LB	6-5	245	11/25/91	2	Utah State	Mesa, Ariz.	
61	Goode, Brett	LS	6-1	255	11/2/84	10	Arkansas	Fort Smith, Ark.	
28	Hawkins, Josh	CB	5-10	189	1/23/93	2	East Carolina	Kernersville, N.C.	
31	House, Davon	CB	6-0	195	7/10/89	7	New Mexico State	Palmdale, Calif.	
7	Hundley, Brett	QB	6-3	226	6/15/93	3	UCLA	Chandler, Ariz.	
83	Janis, Jeff	WR	6-3	219	6/24/91	4	Saginaw Valley State	Tawas City, Mich.	
99	Jean Francois, Ricky	DT	6-3	313	11/23/86	9	Louisiana State	Miami Gardens, Fla.	
33	Jones, Aaron	RB	5-9	208	12/2/94	R	Texas-El Paso	El Paso, Texas	
27	Jones, Josh	S	6-2	220	9/20/94	R	North Carolina State	Walled Lake, Mich.	
84	Kendricks, Lance	TE	6-3	250	1/30/88	7	Wisconsin	Milwaukee, Wis.	
20	King, Kevin	CB	6-3	200	5/5/95	R	Washington	Oakland, Calif.	
63	Linsley, Corey	C	6-3	301	7/27/91	4	Ohio State	Boardman, Ohio	
94	Lowry, Dean	DE	6-6	296	6/9/94	2	Northwestern	Rockford, Ill.	
50	Martinez, Blake	LB	6-2	237	1/9/94	2	Stanford	Oro Valley, Ariz.	
52	Matthews, Clay	LB	6-3	255	5/14/86	9	Southern California	Agoura Hills, Calif.	
32	Mays, Devante	RB	5-10	230	5/26/94	R	Utah State	Livingston, Texas	
64	McCray, Justin	G	6-3	317	5/31/92	1	Central Florida	Miami, Fla.	
88	Montgomery, Ty	RB	6-0	216	1/22/93	3	Stanford	Dallas, Texas	
68	Murphy, Kyle	T	6-6	305	12/11/93	2	Stanford	San Clemente, Calif.	
87	Nelson, Jordy	WR	6-3	217	5/31/85	10	Kansas State	Manhattan, Kan.	
98	Odom, Chris	LB	6-4	262	9/16/94	R	Arkansas State	Arlington, Texas	
77	Pankey, Adam	G/T	6-5	313	2/2/94	R	West Virginia	Hamilton, Ohio	
62	Patrick, Lucas	G	6-3	313	7/30/93	1	Duke	Brentwood, Tenn.	
53	Perry, Nick	LB	6-3	265	4/12/90	6	Southern California	Detroit, Mich.	
41	Pipkins, Lenzy	CB	6-0	196	11/7/93	R	Oklahoma State	Mansfield, Texas	
23	Randall, Damarious	CB	5-11	196	8/29/92	3	Arizona State	Pensacola, Fla.	
22	Ripkowski, Aaron	FB	6-1	246	12/20/92	3	Oklahoma	Dayton, Texas	
12	Rodgers, Aaron	QB	6-2	225	12/2/83	13	California	Chico, Calif.	
82	Rodgers, Richard	TE	6-4	257	1/22/92	4	California	Shrewsbury, Mass.	
24	Rollins, Quinten	CB	5-11	195	7/15/92	3	Miami (Ohio)	Wilmington, Ohio	
47	Ryan, Jake	LB	6-2	240	2/27/92	3	Michigan	Cleveland, Ohio	
65	Taylor, Lane	G	6-3	324	11/22/89	5	Oklahoma State	Arlington, Texas	
48	Thomas, Joe	LB	6-1	227	5/6/91	3	South Carolina State	Blackville, S.C.	
8	Vogel, Justin	P	6-4	219	10/14/93	R	Miami	Tampa, Fla.	
30	Williams, Jamaal	RB	6-0	213	4/3/95	R	Brigham Young	Fontana, Calif.	

### PRACTICE SQUAD

79	Amichia, Kofi	G	6-3	304	7/29/94	R	South Florida	Powder Springs, Ga.	
44	Brown, Donatello	CB	6-0	190	5/15/91	R	Valdosta State	Kennesaw, Ga.	
6	Callahan, Joe	QB	6-1	216	6/4/93	2	Wesley	Absecon, N.J.	
89	Clark, Michael	WR	6-6	217	10/26/95	R	Marshall	St. Petersburg, Fla.	
93	Gilbert, Reggie	LB	6-3	261	4/1/93	1	Arizona	Laveen, Ariz.	
72	Greene, Darrell	G	6-3	321	10/29/92	1	San Diego State	Decatur, Ga.	
71	Lunsford, Izaah	DT	6-3	310	10/21/93	R	Bowling Green State	Cincinnati, Ohio	
49	Mathews, Derrick	LB	6-0	232	9/25/92	1	Houston	Houston, Texas	
35	Whitehead, Jermaine	S	5-11	195	3/12/93	1	Auburn	Greenwood, Miss.	
10	Yancey, DeAngelo	WR	6-1	220	11/18/94	R	Purdue	Atlanta, Ga.	

### RESERVE/INJURED

67	Barclay, Don	T/G	6-4	305	4/18/89	6	West Virginia	Harmony, Pa.	
78	Spriggs, Jason	T	6-6	301	5/17/94	2	Indiana	Elkhart, Ind.	
57	Talley, David	LB	6-1	236	11/9/94	R	Grand Valley State	Orchard Lake, Mich.	
26	Waters, Herb	CB	6-0	188	11/10/92	1	Miami	Homestead, Fla.	

### RESERVE/PHYSICALLY UNABLE TO PERFORM

45	Biegel, Vince	LB	6-3	246	7/2/93	R	Wisconsin	Wisconsin Rapids, Wis.	
39	Goodson, Demetri	CB	5-11	197	6/11/89	4	Baylor	Spring, Texas	

No	NUMERICAL ROSTER	Pos	Ht	Wt	Age	NFL	College	How	Reg. season
						Exp		Acquired	GP/GS/DNP/IA
2	Mason Crosby	K	6-1	207	33	11	Colorado	D6c-07	3/0/0/0
7	Brett Hundley	QB	6-3	226	24	3	UCLA	D5-15	0/0/3/0
8	Justin Vogel	P	6-4	219	23	R	Miami	FA-17	3/0/0/0
11	Trevor Davis	WR	6-1	188	24	2	California	D5-16	3/0/0/0
12	Aaron Rodgers	QB	6-2	225	33	13	California	D1-05	3/3/0/0
17	Davante Adams	WR	6-1	215	24	4	Fresno State	D2-14	3/3/0/0
18	Randall Cobb	WR	5-10	192	27	7	Kentucky	D2-11	2/2/0/1
20	Kevin King	CB	6-3	200	22	R	Washington	D2a-17	3/1/0/0
21	Ha Ha Clinton-Dix	S	6-1	208	24	4	Alabama	D1-14	3/3/0/0
22	Aaron Ripkowski	FB	6-1	246	24	3	Oklahoma	D6a-15	3/0/0/0
23	Damarious Randall	CB	5-11	196	25	3	Arizona State	D1-15	3/3/0/0
24	Quinten Rollins	CB	5-11	195	25	3	Miami (Ohio)	D2-15	3/1/0/0
25	Marwin Evans	S	5-11	211	24	2	Utah State	FA-16	3/1/0/0
27	Josh Jones	S	6-2	220	23	R	North Carolina State	D2b-17	3/1/0/0
28	Josh Hawkins	CB	5-10	189	24	2	East Carolina	FA-16	2/1/0/1
29	Kentrell Brice	S	5-11	200	23	2	Louisiana Tech	FA-16	2/1/0/1
30	Jamaal Williams	RB	6-0	213	22	R	Brigham Young	D4b-17	3/0/0/0
31	Davon House	CB	6-0	195	28	7	New Mexico State	FA-17	2/2/0/1
32	Devante Mays	RB	5-10	230	23	R	Utah State	D7a-17	2/0/0/1
33	Aaron Jones	RB	5-9	208	22	R	Texas-El Paso	D5b-17	2/0/0/1
41	Lenzy Pipkins	CB	6-0	196	23	R	Oklahoma State	FA-17	1/0/0/2
42	Morgan Burnett	S	6-1	209	28	8	Georgia Tech	D3-10	3/3/0/0
47	Jake Ryan	LB	6-2	240	25	3	Michigan	D4-15	2/1/0/1
48	Joe Thomas	LB	6-1	227	26	3	South Carolina State	FA-15 (PS-Dal.)	3/0/0/0
50	Blake Martinez	LB	6-2	237	23	2	Stanford	D4a-16	3/3/0/0
51	Kyler Fackrell	LB	6-5	245	25	2	Utah State	D3-16	3/0/0/0
52	Clay Matthews	LB	6-3	255	31	9	Southern California	D1b-09	3/3/0/0
53	Nick Perry	LB	6-3	265	27	6	Southern California	D1-12	2/2/0/1
55	Ahmad Brooks	LB	6-3	259	33	11	Virginia	FA-17	2/1/0/1
61	Brett Goode	LS	6-1	255	32	10	Arkansas	FA-08	3/0/0/0
62	Lucas Patrick	G	6-3	313	24	1	Duke	FA-16	2/0/0/1
63	Corey Linsley	C	6-3	301	26	4	Ohio State	D5a-14	3/3/0/0
64	Justin McCray	G	6-3	317	25	1	Central Florida	FA-17	3/1/0/0
65	Lane Taylor	G	6-3	324	27	5	Oklahoma State	FA-13	3/3/0/0
68	Kyle Murphy	T	6-6	305	23	2	Stanford	D6-16	3/3/0/0
69	David Bakhtiari	T	6-4	310	25	5	Colorado	D4a-13	1/1/0/2
73	Jahri Evans	G	6-4	318	34	12	Bloomsburg	UFA (NO)-17	3/3/0/0
75	Bryan Bulaga	T	6-5	314	28	8	Iowa	D1-10	1/1/0/2
76	Mike Daniels	DT	6-0	310	28	6	Iowa	D4a-12	2/2/0/1
77	Adam Pankey	G/T	6-5	313	23	R	West Virginia	FA-17	0/0/2/0
80	Martellus Bennett	TE	6-6	275	30	10	Texas A&M	UFA (NE)-17	3/3/0/0
81	Geronimo Allison	WR	6-3	202	23	2	Illinois	FA-16	2/0/0/0
82	Richard Rodgers	TE	6-4	257	25	4	California	D3b-14	3/0/0/0
83	Jeff Janis	WR	6-3	219	26	4	Saginaw Valley State	D7-14	3/0/0/0
84	Lance Kendricks	TE	6-3	250	29	7	Wisconsin	FA-17	3/1/0/0
87	Jordy Nelson	WR	6-3	217	32	10	Kansas State	D2a-08	3/3/0/0
88	Ty Montgomery	RB	6-0	216	24	3	Stanford	D3-15	3/3/0/0
90	Montravius Adams	DT	6-4	304	22	R	Auburn	D3-17	1/0/0/2
91	Quinton Dial	DT	6-5	318	27	5	Alabama	FA-17	2/0/0/1
94	Dean Lowry	DE	6-6	296	23	2	Northwestern	D4b-16	3/2/0/0
97	Kenny Clark	DT	6-3	314	21	2	UCLA	D1-16	3/3/0/0
98	Chris Odom	LB	6-4	262	23	R	Arkansas State	W-17 (Atl.)	2/0/1/0
99	Ricky Jean Francois	DT	6-3	313	30	9	Louisiana State	FA-17	2/0/0/0

**PRACTICE SQUAD**

6	Joe Callahan	QB	6-1	216	24	2	Wesley	FA-17	0/0/0/0
10	DeAngelo Yancey	WR	6-1	220	22	R	Purdue	FA-17	0/0/0/0
35	Jermaine Whitehead	S	5-11	195	24	1	Auburn	FA-17	0/0/0/0
44	Donatello Brown	CB	6-0	190	26	R	Valdosta State	FA-17	0/0/0/0
49	Derrick Mathews	LB	6-0	232	25	1	Houston	FA-17	0/0/0/0
71	Izaah Lunsford	DT	6-3	310	23	R	Bowling Green State	FA-17	0/0/0/0
72	Darrell Greene	G	6-3	321	25	1	San Diego State	FA-17	0/0/0/0
79	Kofi Amichia	G	6-3	304	23	R	South Florida	FA-17	0/0/0/0
89	Michael Clark	WR	6-6	217	21	R	Marshall	FA-17	0/0/0/0
93	Reggie Gilbert	LB	6-3	261	24	1	Arizona	FA-17	0/0/0/0

**RESERVE/INJURED**

26	Herb Waters	CB	6-0	188	24	1	Miami	FA-16	0/0/0/0
57	David Talley	LB	6-1	236	22	R	Grand Valley State	FA-17	0/0/0/0
67	Don Barclay	T/G	6-4	305	28	6	West Virginia	FA-12	0/0/0/0
78	Jason Spriggs	T	6-6	301	23	2	Indiana	D2-16	1/0/0/1

**RESERVE/PHYSICALLY UNABLE TO PERFORM**

39	Demetri Goodson	CB	5-11	197	28	4	Baylor	D6-14	0/0/0/0
45	Vince Biegel	LB	6-3	246	24	R	Wisconsin	D4a-17	0/0/0/0



## OFFENSE

<b>WR:</b>	87	Jordy Nelson	17	Davante Adams	83	Jeff Janis
<b>LT:</b>	69	David Bakhtiari	68	Kyle Murphy	<u>77</u>	<u>Adam Pankey</u>
<b>LG:</b>	65	Lane Taylor	62	Lucas Patrick		
<b>C:</b>	63	Corey Linsley	64	Justin McCray	62	Lucas Patrick
<b>RG:</b>	73	Jahri Evans	64	Justin McCray		
<b>RT:</b>	75	Bryan Bulaga	68	Kyle Murphy	<u>77</u>	<u>Adam Pankey</u>
<b>TE:</b>	80	Martellus Bennett	84	Lance Kendricks	82	Richard Rodgers
<b>WR:</b>	18	Randall Cobb	81	Geronimo Allison	11	Trevor Davis
<b>QB:</b>	12	Aaron Rodgers	7	Brett Hundley		
<b>RB:</b>	88	Ty Montgomery	<u>30</u>	<u>Jamaal Williams</u>	<u>33</u>	<u>Aaron Jones</u>
					<u>32</u>	<u>Devante Mays</u>
<b>FB:</b>	22	Aaron Ripkowski				

## DEFENSE

<b>DE:</b>	94	Dean Lowry	99	Ricky Jean Francois		
<b>NT:</b>	97	Kenny Clark	91	Quinton Dial		
<b>DT:</b>	76	Mike Daniels	<u>90</u>	<u>Montravius Adams</u>		
<b>LOLB:</b>	52	Clay Matthews	55	Ahmad Brooks		
<b>ILB:</b>	47	Jake Ryan	48	Joe Thomas		
<b>ILB:</b>	50	Blake Martinez	48	Joe Thomas		
<b>ROLB:</b>	53	Nick Perry	51	Kyler Fackrell	<u>98</u>	<u>Chris Odom</u>
<b>LCB:</b>	31	Davon House	24	Quinten Rollins	<u>41</u>	<u>Lenzy Pipkins</u>
<b>RCB:</b>	23	Damarious Randall	<u>20</u>	<u>Kevin King</u>	28	Josh Hawkins
<b>SS:</b>	42	Morgan Burnett	<u>27</u>	<u>Josh Jones</u>	25	Marwin Evans
<b>FS:</b>	21	Ha Ha Clinton-Dix	29	Kentrell Brice		

## SPECIAL TEAMS

<b>K:</b>	2	Mason Crosby				
<b>P:</b>	<u>8</u>	<u>Justin Vogel</u>				
<b>H:</b>	<u>8</u>	<u>Justin Vogel</u>	18	Randall Cobb		
<b>PR:</b>	11	Trevor Davis	18	Randall Cobb	24	Quinten Rollins
<b>KR:</b>	83	Jeff Janis	11	Trevor Davis	<u>33</u>	<u>Aaron Jones</u>
<b>LS:</b>	61	Brett Goode				

## Rookies are underlined ##

### COACH LOCATIONS

- **Coaches' Box:** Edgar Bennett (offensive coordinator), Jeff Blasko (assistant offensive line), Dom Capers (defensive coordinator), Tim McGarigle (defensive quality control), Omar Young (coaching administrator), Joe Whitt Jr. (secondary - cornerbacks).
- **Sideline:** Brian Angelichio (tight ends), James Campen (offensive line), Luke Getsy (wide receivers), Scott McCurley (assistant linebackers), Jerry Montgomery (defensive front assistant), Winston Moss (associate head coach/linebackers), Darren Perry (secondary - safeties), David Raih (offensive perimeter), Jason Simmons (assistant special teams), Ben Sirmans (running backs), Mike Trgovac (defensive line), Alex Van Pelt (quarterbacks), Ron Zook (special teams coordinator).





**ROSTER BY POSITION**

**QUARTERBACK (2)**

Brett Hundley  
 Aaron Rodgers

**FULLBACK (1)**

Aaron Ripkowski

**RUNNING BACK (4)**

Aaron Jones  
Devante Mays  
 Ty Montgomery  
Jamaal Williams

**WIDE RECEIVER (6)**

Davante Adams  
 Geronimo Allison  
 Randall Cobb  
 Trevor Davis  
 Jeff Janis  
 Jordy Nelson

**TIGHT END (3)**

Martellus Bennett  
 Lance Kendricks  
 Richard Rodgers

**OFFENSIVE LINE (9)**

David Bakhtiari  
 Bryan Bulaga  
 Jahri Evans  
 Corey Linsley  
 Justin McCray  
 Kyle Murphy  
 Adam Pankey  
 Lucas Patrick  
 Lane Taylor

**DEFENSIVE LINE (6)**

Montravius Adams  
 Kenny Clark  
 Mike Daniels  
 Quinton Dial  
 Ricky Jean Francois  
 Dean Lowry

*Rookies are underlined*

**LINEBACKER (8)**

Ahmad Brooks  
 Kyler Fackrell  
 Blake Martinez  
 Clay Matthews  
Chris Odom  
 Nick Perry  
 Jake Ryan  
 Joe Thomas

**CORNERBACK (6)**

Josh Hawkins  
 Davon House  
Kevin King  
Lenzy Pipkins  
 Damarious Randall  
 Quinten Rollins

**SAFETY (5)**

Kentrell Brice  
 Morgan Burnett  
 Ha Ha Clinton-Dix  
 Marwin Evans  
Josh Jones

**SPECIALIST (3)**

Mason Crosby  
 Brett Goode  
Justin Vogel

**PRONUNCIATION GUIDE**

**PLAYERS**

Montravius Adams ..... mon-TRAY-vee-us  
 Kofi Amichia ..... KOE-fee uh-MEE-chee-uh  
 David Bakhtiari ..... bock-tee-R-ee  
 Don Barclay ..... BAR-clay  
 Kentrell Brice ..... ken-TRELL  
 Ahmad Brooks ..... uh-MAHD  
 Bryan Bulaga ..... buh-LAH-guh  
 Jahri Evans ..... jah-REE  
 Kyler Fackrell ..... FACK-rull  
 Brett Goode ..... GEWD

Ricky Jean Francois ..... zhan fran-SWAH  
 Izaah Lunsford ..... i-ZAY-uh  
 Damarious Randall ..... duh-MAIR-ee-us

**COACHES**

Brian Angelichio ..... an-juh-LEEK-o  
 James Campen ..... KAMP-en  
 Mark Lovat ..... luh-VOTT  
 Tim McGarigle ..... mac-GARGLE  
 David Raih ..... RYE  
 Mike Trgovac ..... TER-guh-vac



## HOW THE PACKERS WERE BUILT

Year	Record	Draft (34)	Waivers (1)	Free Agents (18)
2005	4-12	QB Aaron Rodgers D1		
2007	13-3	K Mason Crosby D6c		
2008	6-10	WR Jordy Nelson D2a		LS Brett Goode
2009	11-5	LB Clay Matthews D1b		
2010	10-6	T Bryan Bulaga D1 S Morgan Burnett D3		
2011	15-1	WR Randall Cobb D2		
2012	11-5	LB Nick Perry D1 DT Mike Daniels D4a		
2013	8-7-1	T David Bakhtiari D4a		G Lane Taylor
2014	12-4	S Ha Ha Clinton-Dix D1 WR Davante Adams D2 TE Richard Rodgers D3b C Corey Linsley D5a WR Jeff Janis D7		
2015	10-6	CB Damarious Randall D1 CB Quinten Rollins D2 RB Ty Montgomery D3 LB Jake Ryan D4 QB Brett Hundley D5 FB Aaron Ripkowski D6a		LB Joe Thomas (PS-Dal.)
2016	10-6	DT Kenny Clark D1 LB Kyler Fackrell D3 LB Blake Martinez D4a DE Dean Lowry D4b WR Trevor Davis D5 T Kyle Murphy D6		WR Geronimo Allison S Kentrell Brice S Marwin Evans CB Josh Hawkins
2017	2-1	CB Kevin King D2a S Josh Jones D2b DT Montravius Adams D3 LB Vince Biegel D4a RB Jamaal Williams D4b RB Aaron Jones D5b RB Devante Mays D7a	LB Chris Odom (ATL)	TE Martellus Bennett (UFA-NE) LB Ahmad Brooks (UFA-SF) DT Quinton Dial (UFA-SF) G Jahri Evans (UFA-NO) CB Davon House (D4-11) DT Ricky Jean Francois TE Lance Kendricks G Justin McCray G/T Adam Pankey CB Lenzy Pipkins P Justin Vogel



## INDIVIDUAL STATISTICS, OFFENSE

		<b>RUSHING</b> T.Montgomery					A.Rodgers					J.Williams					R.Cobb									
		No	Yds	Avg	Lg	TD	No	Yds	Avg	Lg	TD	No	Yds	Avg	Lg	TD	No	Yds	Avg	Lg	TD	No	Yds	Avg	Lg	TD
9/10	Sea	19	54	2.8	8	1	7	21	3.0	13	0	2	9	4.5	6	0	0	0	--	--	0					
9/17	at Atl	10	35	3.5	7	1	2	8	4.0	9	0	2	6	3.0	4	0	1	10	10.0	10	0					
9/24	Cin	12	35	2.9	8	0	4	23	5.8	13	0	1	6	6.0	6	0	(Inactive)									
9/28	Chi																									
10/8	at Dal																									
10/15	at Min																									
10/22	NO																									
11/6	Det																									
11/12	at Chi																									
11/19	Bal																									
11/26	at Pit																									
12/3	TB																									
12/10	at Cle																									
12/17	at Car																									
12/23	Min																									
12/31	at Det																									
<b>SEASON</b>		<b>41</b>	<b>124</b>	<b>3.0</b>	<b>8</b>	<b>2</b>	<b>13</b>	<b>52</b>	<b>4.0</b>	<b>13</b>	<b>0</b>	<b>5</b>	<b>21</b>	<b>4.2</b>	<b>6</b>	<b>0</b>	<b>1</b>	<b>10</b>	<b>10.0</b>	<b>10</b>	<b>0</b>					
<b>CAREER</b>		<b>121</b>	<b>595</b>	<b>5.0</b>	<b>61</b>	<b>5</b>	<b>514</b>	<b>2596</b>	<b>5.1</b>	<b>35</b>	<b>25</b>	<b>5</b>	<b>21</b>	<b>4.2</b>	<b>6</b>	<b>0</b>	<b>51</b>	<b>345</b>	<b>6.8</b>	<b>67</b>	<b>0</b>					

**ADDITIONAL REGULAR-SEASON RUSHING:**

		<b>PASSING</b> A.Rodgers										B.Hundley							
		Att	Com	Pct	Yds	Sk/Yd	TD	Lg	Int	Rtng	Att	Com	Pct	Yds	Sk/Yd	TD	Lg	Int	Rtng
9/10	Sea	42	28	66.7	311	4/25	1	32t	1	86.5	(Did Not Play)								
9/17	at Atl	50	33	66.0	343	3/35	2	33t	1	90.7	(Did Not Play)								
9/24	Cin	42	28	66.7	313	6/33	3	72	1	102.6	(Did Not Play)								
9/28	Chi																		
10/8	at Dal																		
10/15	at Min																		
10/22	NO																		
11/6	Det																		
11/12	at Chi																		
11/19	Bal																		
11/26	at Pit																		
12/3	TB																		
12/10	at Cle																		
12/17	at Car																		
12/23	Min																		
12/31	at Det																		
<b>SEASON</b>		<b>134</b>	<b>89</b>	<b>66.4</b>	<b>967</b>	<b>13/93</b>	<b>6</b>	<b>72</b>	<b>3</b>	<b>93.1</b>	<b>0</b>	<b>0</b>	<b>--</b>	<b>0</b>	<b>0/0</b>	<b>0</b>	<b>--</b>	<b>0</b>	<b>--</b>
<b>CAREER</b>		<b>4791</b>	<b>3123</b>	<b>65.2</b>	<b>37794</b>	<b>354/2256</b>	<b>303</b>	<b>93t</b>	<b>75</b>	<b>103.8</b>	<b>10</b>	<b>2</b>	<b>20.0</b>	<b>17</b>	<b>0/0</b>	<b>0</b>	<b>9</b>	<b>1</b>	<b>0.0</b>

## INDIVIDUAL STATISTICS, OFFENSE

	<b>RECEIVING R.Cobb</b>					<b>J. Nelson</b>					<b>D.Adams</b>					<b>T.Montgomery</b>					<b>M. Bennett</b>					<b>L. Kendricks</b>					
	No	Yds	Avg	Lg	TD	No	Yds	Avg	Lg	TD	No	Yds	Avg	Lg	TD	No	Yds	Avg	Lg	TD	No	Yds	Avg	Lg	TD	No	Yds	Avg	Lg	TD	
9/10	Sea	9	85	9.4	29	0	7	79	11.3	32t	1	3	47	15.7	21	0	4	39	9.8	20	0	3	43	14.3	26	0	2	18	9.0	9	0
9/17	at Atl	6	60	10.0	23	0	0	0	--	--	0	8	99	12.4	33t	1	6	75	12.5	23	1	5	47	9.4	18	0	0	0	--	--	0
9/24	Cin	(Inactive)					6	52	8.7	23	2	3	60	20.0	41	0	8	15	1.9	5	0	3	12	4.0	6	0	2	52	26.0	51	1
9/28	Chi																														
10/8	at Dal																														
10/15	at Min																														
10/22	NO																														
11/6	Det																														
11/12	at Chi																														
11/19	Bal																														
11/26	at Pit																														
12/3	TB																														
12/10	at Cle																														
12/17	at Car																														
12/23	Min																														
12/31	at Det																														
<b>SEASON</b>		<b>15</b>	<b>145</b>	<b>9.7</b>	<b>29</b>	<b>0</b>	<b>13</b>	<b>131</b>	<b>10.1</b>	<b>32t</b>	<b>3</b>	<b>14</b>	<b>206</b>	<b>14.7</b>	<b>41</b>	<b>1</b>	<b>18</b>	<b>129</b>	<b>7.2</b>	<b>23</b>	<b>1</b>	<b>11</b>	<b>102</b>	<b>9.3</b>	<b>26</b>	<b>0</b>	<b>4</b>	<b>70</b>	<b>17.5</b>	<b>51</b>	<b>1</b>
<b>CAREER</b>		<b>381</b>	<b>4633</b>	<b>12.2</b>	<b>70t</b>	<b>35</b>	<b>510</b>	<b>7497</b>	<b>14.7</b>	<b>93t</b>	<b>66</b>	<b>177</b>	<b>2132</b>	<b>11.0</b>	<b>66t</b>	<b>16</b>	<b>77</b>	<b>613</b>	<b>8.0</b>	<b>31t</b>	<b>3</b>	<b>414</b>	<b>4389</b>	<b>10.6</b>	<b>58</b>	<b>30</b>	<b>208</b>	<b>2202</b>	<b>10.6</b>	<b>80t</b>	<b>18</b>

	<b>RECEIVING G.Allison</b>					<b>R.Rodgers</b>					<b>T.Davis</b>					<b>J.Williams</b>					<b>A.Ripkowski</b>										
	No	Yds	Avg	Lg	TD	No	Yds	Avg	Lg	TD	No	Yds	Avg	Lg	TD	No	Yds	Avg	Lg	TD	No	Yds	Avg	Lg	TD						
9/10	Sea	(Reserve/Suspended)					0	0	--	--	0	0	0	--	--	0	0	0	--	--	0	0	0	--	--	0	0	0	--	--	0
9/17	at Atl	3	24	8.0	13	0	2	22	11.0	14	0	1	9	9.0	9	0	1	5	5.0	5	0	1	2	2.0	2	0	0	0	--	--	0
9/24	Cin	6	122	20.3	72	0	0	0	--	--	0	0	0	--	--	0	0	0	--	--	0	0	0	--	--	0	0	0	--	--	0
9/28	Chi																														
10/8	at Dal																														
10/15	at Min																														
10/22	NO																														
11/6	Det																														
11/12	at Chi																														
11/19	Bal																														
11/26	at Pit																														
12/3	TB																														
12/10	at Cle																														
12/17	at Car																														
12/23	Min																														
12/31	at Det																														
<b>SEASON</b>		<b>9</b>	<b>146</b>	<b>16.2</b>	<b>72</b>	<b>0</b>	<b>2</b>	<b>22</b>	<b>11.0</b>	<b>14</b>	<b>0</b>	<b>1</b>	<b>9</b>	<b>9.0</b>	<b>9</b>	<b>0</b>	<b>1</b>	<b>5</b>	<b>5.0</b>	<b>5</b>	<b>0</b>	<b>1</b>	<b>2</b>	<b>2.0</b>	<b>2</b>	<b>0</b>	<b>0</b>	<b>0</b>	<b>0</b>	<b>0</b>	
<b>CAREER</b>		<b>21</b>	<b>348</b>	<b>16.6</b>	<b>72</b>	<b>2</b>	<b>110</b>	<b>1028</b>	<b>9.3</b>	<b>61t</b>	<b>12</b>	<b>4</b>	<b>33</b>	<b>8.3</b>	<b>9t</b>	<b>1</b>	<b>1</b>	<b>5</b>	<b>5.0</b>	<b>5</b>	<b>0</b>	<b>11</b>	<b>66</b>	<b>6.0</b>	<b>18</b>	<b>1</b>	<b>0</b>	<b>0</b>	<b>0</b>	<b>0</b>	

# INDIVIDUAL STATISTICS, OFFENSE

## RUSHING

		T.Montgomery										A.Rodgers										J.Williams																								
		First Half					Second Half					First Half					Second Half					First Half					Second Half																			
		No	Yds	Avg	Lg	TD	No	Yds	Avg	Lg	TD	No	Yds	Avg	Lg	TD	No	Yds	Avg	Lg	TD	No	Yds	Avg	Lg	TD	No	Yds	Avg	Lg	TD	No	Yds	Avg	Lg	TD										
9/10	Sea	8	16	2.0	3	0	11	38	3.5	8	1	1	5	5.0	5	0	6	16	2.7	13	0	1	3	3.0	3	0	1	6	6.0	6	0															
9/17	at Atl	6	14	2.3	7	1	4	21	5.3	7	0	1	-1	-1.0	-1	0	1	9	9.0	9	0	1	2	2.0	2	0	1	4	4.0	4	0															
9/24	Cin	4	10	2.5	7	0	8	25	3.1	8	0	1	9	9.0	9	0	3	14	4.6	13	0	1	6	6.0	6	0	0	0	--	--	0															
9/28	Chi																																													
10/8	at Dal																																													
10/15	at Min																																													
10/22	NO																																													
11/6	Det																																													
11/12	at Chi																																													
11/19	Bal																																													
11/26	at Pit																																													
12/3	TB																																													
12/10	at Cle																																													
12/17	at Car																																													
12/23	Min																																													
12/31	at Det																																													
<b>SEASON</b>		<b>18</b>	<b>40</b>	<b>2.2</b>	<b>7</b>	<b>1</b>	<b>23</b>	<b>84</b>	<b>3.6</b>	<b>8</b>	<b>1</b>	<b>3</b>	<b>13</b>	<b>4.3</b>	<b>9</b>	<b>0</b>	<b>10</b>	<b>39</b>	<b>3.9</b>	<b>13</b>	<b>0</b>	<b>3</b>	<b>11</b>	<b>3.6</b>	<b>6</b>	<b>0</b>	<b>2</b>	<b>10</b>	<b>5.0</b>	<b>6</b>	<b>0</b>	<b>6</b>	<b>0</b>				<b>0</b>									

## RUSHING

		R.Cobb									
		First Half					Second Half				
		No	Yds	Avg	Lg	TD	No	Yds	Avg	Lg	TD
9/10	Sea	0	0	--	--	0	0	0	--	--	0
9/17	at Atl	1	10	10.0	10	0	0	0	--	--	0
9/24	Cin										
9/28	Chi										
10/8	at Dal										
10/15	at Min										
10/22	NO										
11/6	Det										
11/12	at Chi										
11/19	Bal										
11/26	at Pit										
12/3	TB										
12/10	at Cle										
12/17	at Car										
12/23	Min										
12/31	at Det										
<b>SEASON</b>		<b>1</b>	<b>10</b>	<b>10.0</b>	<b>10</b>	<b>0</b>	<b>0</b>	<b>0</b>	<b>--</b>	<b>--</b>	<b>0</b>

# INDIVIDUAL STATISTICS, OFFENSE

## PASSING

### A.Rodgers

		First Half									Second Half/OT								
		Att	Com	Pct	Yds	Sk/Yd	TD	Lg	Int	Rtng	Att	Com	Pct	Yds	Sk/Yd	TD	Lg	Int	Rtng
9/10	Sea	22	14	63.6	153	4/25	0	29	1	65.2	20	14	70.0	158	0/0	1	32t	0	110.0
9/17	at Atl	18	10	55.5	85	1/8	0	23	1	44.9	32	23	71.9	258	2/27	2	33t	0	116.4
9/24	Cin	15	9	60.0	73	5/20	1	41	1	66.8	27	19	70.4	240	1/13	2	72	0	122.5
9/28	Chi																		
10/8	at Dal																		
10/15	at Min																		
10/22	NO																		
11/6	Det																		
11/12	at Chi																		
11/19	Bal																		
11/26	at Pit																		
12/3	TB																		
12/10	at Cle																		
12/17	at Car																		
12/23	Min																		
12/31	at Det																		
<b>SEASON</b>		<b>55</b>	<b>33</b>	<b>60.0</b>	<b>311</b>	<b>10/53</b>	<b>1</b>	<b>41</b>	<b>3</b>	<b>59.0</b>	<b>79</b>	<b>56</b>	<b>70.9</b>	<b>656</b>	<b>3/40</b>	<b>5</b>	<b>72</b>	<b>0</b>	<b>116.9</b>

## PASSING

### B.Hundley

		First Half									Second Half								
		Att	Com	Pct	Yds	Sk/Yd	TD	Lg	Int	Rtng	Att	Com	Pct	Yds	Sk/Yd	TD	Lg	Int	Rtng
9/10	Sea					(Did Not Play)									(Did Not Play)				
9/17	at Atl					(Did Not Play)									(Did Not Play)				
9/24	Cin					(Did Not Play)									(Did Not Play)				
9/28	Chi																		
10/8	at Dal																		
10/15	at Min																		
10/22	NO																		
11/6	Det																		
11/12	at Chi																		
11/19	Bal																		
11/26	at Pit																		
12/3	TB																		
12/10	at Cle																		
12/17	at Car																		
12/23	Min																		
12/31	at Det																		
<b>SEASON</b>		<b>0</b>	<b>0</b>	<b>--</b>	<b>0</b>	<b>0/0</b>	<b>0</b>	<b>--</b>	<b>0</b>	<b>--</b>	<b>0</b>	<b>0</b>	<b>--</b>	<b>0</b>	<b>0/0</b>	<b>0</b>	<b>--</b>	<b>0</b>	<b>--</b>

# INDIVIDUAL STATISTICS, OFFENSE

## RECEIVING R.Cobb

		First Half					Second Half					D.Adams					J.Nelson														
		No	Yds	Avg	Lg	TD	No	Yds	Avg	Lg	TD	No	Yds	Avg	Lg	TD	No	Yds	Avg	Lg	TD	No	Yds	Avg	Lg	TD					
9/10	Sea	5	56	11.2	29	0	4	29	7.3	10	0	3	47	15.7	21	0	0	0	--	--	0	3	24	8.0	13	0	4	55	13.8	32t	1
9/17	at Atl	2	22	11.0	17	0	4	38	9.5	18	0	3	18	6.0	9	0	5	81	16.2	33t	1	0	0	--	--	0	0	0	--	--	0
9/24	Cin	(Inactive)																													
9/28	Chi																														
10/8	at Dal																														
10/15	at Min																														
10/22	NO																														
11/6	Det																														
11/12	at Chi																														
11/19	Bal																														
11/26	at Pit																														
12/3	TB																														
12/10	at Cle																														
12/17	at Car																														
12/23	Min																														
12/31	at Det																														
<b>SEASON</b>		<b>7</b>	<b>78</b>	<b>11.1</b>	<b>29</b>	<b>0</b>	<b>8</b>	<b>67</b>	<b>8.4</b>	<b>18</b>	<b>0</b>	<b>8</b>	<b>116</b>	<b>14.5</b>	<b>41</b>	<b>0</b>	<b>6</b>	<b>90</b>	<b>15.0</b>	<b>33t</b>	<b>1</b>	<b>4</b>	<b>33</b>	<b>8.3</b>	<b>13</b>	<b>0</b>	<b>9</b>	<b>98</b>	<b>10.9</b>	<b>32t</b>	<b>3</b>

## RECEIVING M.Bennett

		First Half					Second Half					L.Kendricks					T.Montgomery														
		No	Yds	Avg	Lg	TD	No	Yds	Avg	Lg	TD	No	Yds	Avg	Lg	TD	No	Yds	Avg	Lg	TD	No	Yds	Avg	Lg	TD					
9/10	Sea	1	12	12.0	12	0	2	31	15.5	26	0	1	9	9.0	9	0	1	9	9.0	9	0	1	5	5.0	5	0	3	34	11.3	20	0
9/17	at Atl	0	0	--	--	0	5	47	9.4	18	0	0	0	--	--	0	0	0	--	--	0	2	21	10.5	23	0	4	54	13.5	23	1
9/24	Cin	1	1	1.0	1	0	2	11	5.5	6	0	1	1	1.0	1t	1	1	51	51.0	51	0	3	1	0.3	4	0	5	14	2.8	5	0
9/28	Chi																														
10/8	at Dal																														
10/15	at Min																														
10/22	NO																														
11/6	Det																														
11/12	at Chi																														
11/19	Bal																														
11/26	at Pit																														
12/3	TB																														
12/10	at Cle																														
12/17	at Car																														
12/23	Min																														
12/31	at Det																														
<b>SEASON</b>		<b>2</b>	<b>13</b>	<b>6.5</b>	<b>12</b>	<b>0</b>	<b>9</b>	<b>89</b>	<b>9.9</b>	<b>26</b>	<b>0</b>	<b>2</b>	<b>10</b>	<b>5.0</b>	<b>9</b>	<b>1</b>	<b>2</b>	<b>60</b>	<b>30.0</b>	<b>51</b>	<b>0</b>	<b>6</b>	<b>27</b>	<b>4.5</b>	<b>23</b>	<b>0</b>	<b>12</b>	<b>102</b>	<b>8.5</b>	<b>23</b>	<b>1</b>

## RECEIVING R.Rodgers

		First Half					Second Half					G.Allison					A.Ripkowski														
		No	Yds	Avg	Lg	TD	No	Yds	Avg	Lg	TD	No	Yds	Avg	Lg	TD	No	Yds	Avg	Lg	TD	No	Yds	Avg	Lg	TD					
9/10	Sea	0	0	--	--	0	0	0	--	--	0	(Reserve/Suspended)																			
9/17	at Atl	1	14	14.0	14	0	1	8	8.0	8	0	1	8	8.0	8	0	2	16	8.0	13	0	1	2	2.0	2	0	0	0	--	--	0
9/24	Cin	0	0	--	--	0	0	0	--	--	0	1	10	10.0	10	0	5	112	22.4	72	0	0	0	--	--	0	0	0	--	--	0
9/28	Chi																														
10/8	at Dal																														
10/15	at Min																														
10/22	NO																														
11/6	Det																														
11/12	at Chi																														
11/19	Bal																														
11/26	at Pit																														
12/3	TB																														
12/10	at Cle																														
12/17	at Car																														
12/23	Min																														
12/31	at Det																														
<b>SEASON</b>		<b>1</b>	<b>14</b>	<b>14.0</b>	<b>14</b>	<b>0</b>	<b>1</b>	<b>8</b>	<b>8.0</b>	<b>8</b>	<b>0</b>	<b>2</b>	<b>18</b>	<b>9.0</b>	<b>10</b>	<b>0</b>	<b>7</b>	<b>128</b>	<b>18.3</b>	<b>72</b>	<b>0</b>	<b>1</b>	<b>2</b>	<b>2.0</b>	<b>2</b>	<b>0</b>	<b>0</b>	<b>0</b>	<b>--</b>	<b>--</b>	<b>0</b>



# INDIVIDUAL STATISTICS, OFFENSE

## RECEIVING J.Williams

## T.Davis

		First Half					Second Half					First Half					Second Half				
		No	Yds	Avg	Lg	TD	No	Yds	Avg	Lg	TD	No	Yds	Avg	Lg	TD	No	Yds	Avg	Lg	TD
9/10	Sea	0	0	--	--	0	0	0	--	--	0	0	0	--	--	0	0	0	--	--	0
9/17	at Atl	0	0	--	--	0	1	5	5.0	5	0	0	0	--	--	0	1	9	9.0	9	0
9/24	Cin	0	0	--	--	0	0	0	--	--	0	0	0	--	--	0	0	0	--	--	0
9/28	Chi																				
10/8	at Dal																				
10/15	at Min																				
10/22	NO																				
11/6	Det																				
11/12	at Chi																				
11/19	Bal																				
11/26	at Pit																				
12/3	TB																				
12/10	at Cle																				
12/17	at Car																				
12/23	Min																				
12/31	at Det																				
<b>SEASON</b>		<b>0</b>	<b>0</b>	<b>--</b>	<b>--</b>	<b>0</b>	<b>1</b>	<b>5</b>	<b>5.0</b>	<b>5</b>	<b>0</b>	<b>0</b>	<b>0</b>	<b>--</b>	<b>--</b>	<b>0</b>	<b>1</b>	<b>9</b>	<b>9.0</b>	<b>9</b>	<b>0</b>

# INDIVIDUAL STATISTICS, DEFENSE

	<b>M.Adams</b>					<b>K.Brice</b>					<b>A.Brooks</b>					<b>M.Burnett</b>					<b>K.Clark</b>					<b>H.Clinton-Dix</b>					
	UT	A	Sk	Int	PD	UT	A	Sk	Int	PD	UT	A	Sk	Int	PD	UT	A	Sk	Int	PD	UT	A	Sk	Int	PD	UT	A	Sk	Int	PD	
9/10	Sea			(Inactive)		2	0	0-0	0	1	0	0	0-0	0	0	3	2	0-0	0	3	1	3	0-0	0	1	4	0	0-0	0	1	
9/17	at Atl			(Inactive)		4	0	0-0	0	0			(Inactive)			4	0	0-0	0	1	2	1	0-0	0	0	5	1	0-0	0	0	
9/24	Cin	0	0	0-0	0	0					2	0	1-7	0	0	3	2	0-0	0	0	4	1	0-0	0	0	2	1	0-0	0	0	
9/28	Chi																														
10/8	at Dal																														
10/15	at Min																														
10/22	NO																														
11/6	Det																														
11/12	at Chi																														
11/19	Bal																														
11/26	at Pit																														
12/3	TB																														
12/10	at Cle																														
12/17	at Car																														
12/23	Min																														
12/31	at Det																														
<b>SEASON</b>		<b>0</b>	<b>0</b>	<b>0-0</b>	<b>0</b>	<b>0</b>	<b>6</b>	<b>0</b>	<b>0-0</b>	<b>0</b>	<b>1</b>	<b>2</b>	<b>0</b>	<b>1-7</b>	<b>0</b>	<b>0</b>	<b>10</b>	<b>4</b>	<b>0-0</b>	<b>0</b>	<b>4</b>	<b>7</b>	<b>5</b>	<b>0-0</b>	<b>0</b>	<b>1</b>	<b>11</b>	<b>2</b>	<b>0-0</b>	<b>0</b>	<b>1</b>
<b>CAREER</b>		<b>0</b>	<b>0</b>	<b>0-0</b>	<b>0</b>	<b>0</b>	<b>17</b>	<b>0</b>	<b>0-0</b>	<b>0</b>	<b>2</b>	<b>347</b>	<b>148</b>	<b>54.5-345.5</b>	<b>3</b>	<b>30</b>	<b>511</b>	<b>157</b>	<b>7.5-67</b>	<b>9</b>	<b>66</b>	<b>19</b>	<b>23</b>	<b>0-0</b>	<b>0</b>	<b>3</b>	<b>252</b>	<b>56</b>	<b>4.5-17</b>	<b>8</b>	<b>25</b>

	<b>M.Daniels</b>					<b>Q.Dial</b>					<b>M.Evans</b>					<b>K.Fackrell</b>					<b>L.Gunter</b>					<b>J.Hawkins</b>					
	UT	A	Sk	Int	PD	UT	A	Sk	Int	PD	UT	A	Sk	Int	PD	UT	A	Sk	Int	PD	UT	A	Sk	Int	PD	UT	A	Sk	Int	PD	
9/10	Sea	7	2	1.5-12	0	0				(Inactive)					0	0	0-0	0	0	0	0	0	0	0	0	0	0	0	0	0	
9/17	at Atl	0	0	0-0	0	0	3	0	0-0	0	0	0	0	0-0	0	0	0	1	0-0	0	0			(Not With Team)			0	0	0-0	0	0
9/24	Cin			(Inactive)			1	0	0-0	0	0	4	0	0-0	0	0	0	1	0-0	0	0			(Not With Team)			0	0	0-0	0	0
9/28	Chi																														
10/8	at Dal																														
10/15	at Min																														
10/22	NO																														
11/6	Det																														
11/12	at Chi																														
11/19	Bal																														
11/26	at Pit																														
12/3	TB																														
12/10	at Cle																														
12/17	at Car																														
12/23	Min																														
12/31	at Det																														
<b>SEASON</b>		<b>7</b>	<b>2</b>	<b>1.5-12</b>	<b>0</b>	<b>0</b>	<b>4</b>	<b>0</b>	<b>0-0</b>	<b>0</b>	<b>0</b>	<b>4</b>	<b>0</b>	<b>0-0</b>	<b>0</b>	<b>0</b>	<b>0</b>	<b>2</b>	<b>0-0</b>	<b>0</b>	<b>0</b>	<b>0</b>	<b>0</b>	<b>0</b>	<b>0</b>	<b>0</b>	<b>0</b>	<b>0</b>	<b>0</b>	<b>0</b>	
<b>CAREER</b>		<b>151</b>	<b>93</b>	<b>23.5-174.5</b>	<b>1</b>	<b>4</b>	<b>112</b>	<b>67</b>	<b>4.5-21.5</b>	<b>0</b>	<b>4</b>	<b>4</b>	<b>0</b>	<b>0-0</b>	<b>0</b>	<b>0</b>	<b>9</b>	<b>2</b>	<b>2-15</b>	<b>0</b>	<b>1</b>	<b>49</b>	<b>9</b>	<b>0-0</b>	<b>0</b>	<b>15</b>	<b>0</b>	<b>0</b>	<b>0-0</b>	<b>0</b>	<b>1</b>

	<b>D.House</b>					<b>R.Jean-Francois</b>					<b>J.Jones</b>					<b>K.King</b>					<b>D.Lowry</b>					<b>B.Martinez</b>					
	UT	A	Sk	Int	PD	UT	A	Sk	Int	PD	UT	A	Sk	Int	PD	UT	A	Sk	Int	PD	UT	A	Sk	Int	PD	UT	A	Sk	Int	PD	
9/10	Sea	1	1	0-0	0	0					0	0	0-0	0	0	0	1	0-0	0	1	0	0	0-0	0	0	3	2	0-0	0	0	
9/17	at Atl	3	0	0-0	0	0				(Not With Team)					2	1	0-0	0	0	2	1	0-0	0	0	0	3	0-0	0	0		
9/24	Cin			(Inactive)			0	0	0-0	0	0	11	1	2-14	0	0	5	2	0-0	0	0	2	0	0-0	0	0	7	4	0-0	0	0
9/28	Chi																														
10/8	at Dal																														
10/15	at Min																														
10/22	NO																														
11/6	Det																														
11/12	at Chi																														
11/19	Bal																														
11/26	at Pit																														
12/3	TB																														
12/10	at Cle																														
12/17	at Car																														
12/23	Min																														
12/31	at Det																														
<b>SEASON</b>		<b>4</b>	<b>1</b>	<b>0-0</b>	<b>0</b>	<b>0</b>	<b>0</b>	<b>0</b>	<b>0-0</b>	<b>0</b>	<b>0</b>	<b>13</b>	<b>2</b>	<b>2-14</b>	<b>0</b>	<b>0</b>	<b>7</b>	<b>4</b>	<b>0-0</b>	<b>0</b>	<b>3</b>	<b>2</b>	<b>3</b>	<b>0-0</b>	<b>0</b>	<b>0</b>	<b>15</b>	<b>6</b>	<b>1-8</b>	<b>0</b>	<b>0</b>
<b>CAREER</b>		<b>126</b>	<b>30</b>	<b>2-9</b>	<b>6</b>	<b>60</b>	<b>128</b>	<b>108</b>	<b>12-74.5</b>	<b>0</b>	<b>9</b>	<b>13</b>	<b>2</b>	<b>2-14</b>	<b>0</b>	<b>0</b>	<b>7</b>	<b>4</b>	<b>0-0</b>	<b>0</b>	<b>3</b>	<b>10</b>	<b>9</b>	<b>2-19</b>	<b>0</b>	<b>1</b>	<b>61</b>	<b>22</b>	<b>2-13</b>	<b>1</b>	<b>5</b>

## INDIVIDUAL STATISTICS, DEFENSE

		C.Matthews					C.Odom					N.Perry					L.Pipkins					D.Randall					Q.Rollins				
		UT	A	Sk	Int	PD	UT	A	Sk	Int	PD	UT	A	Sk	Int	PD	UT	A	Sk	Int	PD	UT	A	Sk	Int	PD	UT	A	Sk	Int	PD
9/10	Sea	2	0	0-0	0	0	0	0	0-0	0	0	3	4	1.5-11	0	1						7	0	0-0	0	1	6	3	0-0	0	1
9/17	at Atl	5	0	1.5-15.5	0	0			(Did Not Play)			3	1	0-0	0	0						2	1	0-0	0	0	3	0	0-0	0	0
9/24	Cin	1	2	0-0	0	0	0	1	0-0	0	0			(Inactive)			0	0	0-0	0	0	3	1	0-0	0	0	0	0	0-0	0	0
9/28	Chi																														
10/8	at Dal																														
10/15	at Min																														
10/22	NO																														
11/6	Det																														
11/12	at Chi																														
11/19	Bal																														
11/26	at Pit																														
12/3	TB																														
12/10	at Cle																														
12/17	at Car																														
12/23	Min																														
12/31	at Det																														
<b>SEASON</b>		<b>8</b>	<b>2</b>	<b>1.5-15.5</b>	<b>0</b>	<b>0</b>	<b>0</b>	<b>1</b>	<b>0-0</b>	<b>0</b>	<b>0</b>	<b>6</b>	<b>5</b>	<b>1.5-11</b>	<b>0</b>	<b>1</b>	<b>0</b>	<b>0</b>	<b>0-0</b>	<b>0</b>	<b>0</b>	<b>12</b>	<b>2</b>	<b>0-0</b>	<b>0</b>	<b>1</b>	<b>9</b>	<b>3</b>	<b>0-0</b>	<b>0</b>	<b>1</b>
<b>CAREER</b>		<b>357</b>	<b>150</b>	<b>74-468.5</b>	<b>6</b>	<b>38</b>	<b>0</b>	<b>1</b>	<b>0-0</b>	<b>0</b>	<b>0</b>	<b>133</b>	<b>68</b>	<b>25-187</b>	<b>1</b>	<b>9</b>	<b>0</b>	<b>0</b>	<b>0-0</b>	<b>0</b>	<b>0</b>	<b>94</b>	<b>16</b>	<b>0-0</b>	<b>6</b>	<b>26</b>	<b>69</b>	<b>19</b>	<b>1-11</b>	<b>3</b>	<b>12</b>

		J.Ryan					J.Thomas				
		UT	A	Sk	Int	PD	UT	A	Sk	Int	PD
9/10	Sea	1	1	0-0	0	0	0	0	0-0	0	0
9/17	at Atl	5	0	0-0	0	0	2	0	0.5-5.5	0	0
9/24	Cin			(Inactive)			0	1	0-0	0	0
9/28	Chi										
10/8	at Dal										
10/15	at Min										
10/22	NO										
11/6	Det										
11/12	at Chi										
11/19	Bal										
11/26	at Pit										
12/3	TB										
12/10	at Cle										
12/17	at Car										
12/23	Min										
12/31	at Det										
<b>SEASON</b>		<b>6</b>	<b>1</b>	<b>0-0</b>	<b>0</b>	<b>0</b>	<b>2</b>	<b>1</b>	<b>0.5-5.5</b>	<b>0</b>	<b>0</b>
<b>CAREER</b>		<b>96</b>	<b>42</b>	<b>0-0</b>	<b>0</b>	<b>3</b>	<b>80</b>	<b>24</b>	<b>1.5-7.5</b>	<b>1</b>	<b>10</b>

### DEFENSIVE FUMBLE STATISTICS

#### FORCED FUMBLES (1)

M.Daniels - (1) vs. Seattle, Sept. 10 (R.Wilson)

#### FUMBLE RECOVERIES (1)

K.Fackrell - (1) vs. Seattle, Sept. 10 (R.Wilson)

## INDIVIDUAL STATISTICS, DEFENSE

### QUARTERBACK SACKS (9-73)

9/10		Seattle:	(3-23)	M. Daniels 1.5-12, N. Perry 1.5-11.
9/17	at	Atlanta:	(3-29)	C. Matthews 1.5-15.5, B. Martinez 1-8, J. Thomas 0.5-5.5.
9/24		Cincinnati:	(3-21)	J. Jones 2-14, A. Brooks 1-7.
9/28		Chicago:		
10/8	at	Dallas:		
10/15	at	Minnesota:		
10/22		New Orleans:		
11/6		Detroit:		
11/12	at	Chicago:		
11/19		Baltimore:		
11/26	at	Pittsburgh:		
12/3		Tampa Bay:		
12/10	at	Cleveland:		
12/17	at	Carolina:		
12/23		Minnesota:		
12/31	at	Detroit:		

**SEASON TOTALS: (9-73): J. Jones 2-14, M. Daniels 1.5-12, C. Matthews 1.5-15.5, N. Perry 1.5-11, A. Brooks 1-7, B. Martinez 1-8, J. Thomas 0.5-5.5.**

### QUARTERBACK HITS (18)

9/10		Seattle:	(8)	N. Perry 4, M. Daniels 2, K. Clark 1, K. Fackrell 1.
9/17	at	Atlanta:	(5)	N. Perry 3, K. Fackrell 1, C. Matthews 1.
9/24		Cincinnati:	(5)	A. Brooks 2, J. Jones 2, K. Fackrell 1.
9/28		Chicago:		
10/8	at	Dallas:		
10/15	at	Minnesota:		
10/22		New Orleans:		
11/6		Detroit:		
11/12	at	Chicago:		
11/19		Baltimore:		
11/26	at	Pittsburgh:		
12/3		Tampa Bay:		
12/10	at	Cleveland:		
12/17	at	Carolina:		
12/23		Minnesota:		
12/31	at	Detroit:		

**SEASON TOTALS: (18): N. Perry 7, K. Fackrell 3, A. Brooks 2, M. Daniels 2, J. Jones 2, K. Clark 1, C. Matthews 1.**

### PASSES DEFENSED (13)

9/10		Seattle:	(10)	M. Burnett 3, K. Brice 1, K. Clark 1, H. Clinton-Dix 1, K. King 1, N. Perry 1, D. Randall 1, Q. Rollins 1.
9/17	at	Atlanta:	(3)	K. King 2, M. Burnett 1.
9/24		Cincinnati:	(0)	
9/28		Chicago:		
10/8	at	Dallas:		
10/15	at	Minnesota:		
10/22		New Orleans:		
11/6		Detroit:		
11/12	at	Chicago:		
11/19		Baltimore:		
11/26	at	Pittsburgh:		
12/3		Tampa Bay:		
12/10	at	Cleveland:		
12/17	at	Carolina:		
12/23		Minnesota:		
12/31	at	Detroit:		

**SEASON TOTALS: (13): M. Burnett 4, K. King 3, K. Brice 1, K. Clark 1, H. Clinton-Dix 1, N. Perry 1, D. Randall 1, Q. Rollins 1.**

# INDIVIDUAL STATISTICS, SPECIAL TEAMS

## PUNTING

**J. Vogel**

		No	Yds	Avg	TB	In20	Lg	Bk	Net
9/10	Sea	5	219	43.8	0	1	57	0	42.4
9/17	at Atl	3	119	39.7	0	1	47	0	39.7
9/24	Cin	6	296	49.3	0	2	61	0	44.2
9/28	Chi								
10/8	at Dal								
10/15	at Min								
10/22	NO								
11/6	Det								
11/12	at Chi								
11/19	Bal								
11/26	at Pit								
12/3	TB								
12/10	at Cle								
12/17	at Car								
12/23	Min								
12/31	at Det								
<b>SEASON</b>		<b>14</b>	<b>634</b>	<b>45.3</b>	<b>0</b>	<b>4</b>	<b>61</b>	<b>0</b>	<b>42.6</b>
<b>CAREER</b>		<b>14</b>	<b>634</b>	<b>45.3</b>	<b>0</b>	<b>4</b>	<b>61</b>	<b>0</b>	<b>42.6</b>

## KICKING

**M. Crosby**

		FG	PAT	Pts	Kickoffs			OB
					No. Ret	TB	Pct	
9/10	Sea	1/1	2/2	5	4	1	25.0	0
9/17	at Atl	1/1	2/2	5	2	3	60.0	0
9/24	Cin	2/2	3/3	9	1	5	83.3	0
9/28	Chi							
10/8	at Dal							
10/15	at Min							
10/22	NO							
11/6	Det							
11/12	at Chi							
11/19	Bal							
11/26	at Pit							
12/3	TB							
12/10	at Cle							
12/17	at Car							
12/23	Min							
12/31	at Det							
<b>SEASON</b>		<b>4/4</b>	<b>7/7</b>	<b>19</b>	<b>7</b>	<b>9</b>	<b>60.0</b>	<b>0</b>
<b>CAREER</b>		<b>266/330</b>	<b>488/495</b>	<b>1286</b>	<b>588</b>	<b>281</b>	<b>31.9</b>	<b>16</b>

### ADDITIONAL KICKOFFS:

## ONSIDE KICK RECOVERIES

OWN KICKS (0/0)

OPPONENT KICKS (0/0)

## BLOCKED KICKS

PACKERS (0)

OPPONENTS (0)

**BLOCKED PUNTS**

## KICKOFF

### RETURNS

		No	Yds	Avg	Lg	TD	No	Yds	Avg	Lg	TD
9/10	Sea						(None)				
9/17	at Atl						(None)				
9/24	Cin						(None)				
9/28	Chi										
10/8	at Dal										
10/15	at Min										
10/22	NO										
11/6	Det										
11/12	at Chi										
11/19	Bal										
11/26	at Pit										
12/3	TB										
12/10	at Cle										
12/17	at Car										
12/23	Min										
12/31	at Det										
<b>SEASON</b>		<b>0</b>	<b>0</b>	<b>--</b>	<b>--</b>	<b>0</b>	<b>0</b>	<b>0</b>	<b>--</b>	<b>--</b>	<b>0</b>
<b>CAREER</b>		<b>0</b>	<b>0</b>	<b>--</b>	<b>--</b>	<b>0</b>	<b>0</b>	<b>0</b>	<b>--</b>	<b>--</b>	<b>0</b>

### ADDITIONAL KICKOFF RETURNS:

## PUNT

### RETURNS

**T. Davis**

		No	Yds	Avg	FC	Lg	TD	No	Yds	Avg	FC	Lg	TD
9/10	Sea	2	0	0.0	1	0	0						
9/17	at Atl	0	0	--	3	--	0						
9/24	Cin	5	70	14.0	1	33	0						
9/28	Chi												
10/8	at Dal												
10/15	at Min												
10/22	NO												
11/6	Det												
11/12	at Chi												
11/19	Bal												
11/26	at Pit												
12/3	TB												
12/10	at Cle												
12/17	at Car												
12/23	Min												
12/31	at Det												
<b>SEASON</b>		<b>7</b>	<b>70</b>	<b>10.0</b>	<b>5</b>	<b>33</b>	<b>0</b>						
<b>CAREER</b>		<b>7</b>	<b>70</b>	<b>10.0</b>	<b>5</b>	<b>33</b>	<b>0</b>						

## SPECIAL TEAMS FUMBLE STATISTICS

**FORCED FUMBLES (0)**

**FUMBLE RECOVERIES (1)**

Q.Rollins - (1) vs. Cincinnati, Sept. 24 (W.Jackson)

**BLOCKED FIELD GOALS**

**BLOCKED PATs**

# DRIVE STATISTICS

## PACKERS SCORING DRIVES (game-by-game)

Date	Opponent	Plays	Yards	Time	Result	Qtr	Scoring Play	Quarterback
9/10	Seattle	1	6	0:06	TD	3	T.Montgomery 6 run	A.Rodgers
9/10	Seattle	9	75	4:03	TD	3	A.Rodgers 32 pass to J.Nelson	A.Rodgers
9/10	Seattle	12	53	5:37	FG	4	M.Crosby 40 field goal	A.Rodgers
9/17	at Atlanta	11	75	6:08	TD	1	T.Montgomery 1 run	A.Rodgers
9/17	at Atlanta	11	65	4:31	FG	3	M.Crosby 28 field goal	A.Rodgers
9/17	at Atlanta	13	75	6:37	TD	4	A.Rodgers 33 pass to D.Adams	A.Rodgers
9/17	at Atlanta	8	85	3:44	TD	4	A.Rodgers 1 pass to T.Montgomery	A.Rodgers
9/24	Cincinnati	6	60	1:54	TD	1	A.Rodgers 1 pass to L.Kendricks	A.Rodgers
9/24	Cincinnati	8	75	5:06	TD	3	A.Rodgers 1 pass to J.Nelson	A.Rodgers
9/24	Cincinnati	8	52	2:58	FG	4	M.Crosby 28 field goal	A.Rodgers
9/24	Cincinnati	12	75	3:29	TD	4	A.Rodgers 3 pass to J.Nelson	A.Rodgers
9/24	Cincinnati	5	70	1:17	FG	OT	M.Crosby 27 field goal	A.Rodgers

## Scoring-Drive Length, Regular Season

Length (minus)	Packers		Opponent	
	TD	FG	TD	FG
0—9	2	0	0	2
10—19	0	1	0	1
20—29	0	0	0	0
30—39	0	0	1	0
40—49	0	0	0	1
50—59	0	1	0	1
60—69	1	1	1	1
70—79	4	1	1	0
80—89	1	0	2	0
90—99	0	0	0	0
<b>SEASON</b>	<b>8</b>	<b>4</b>	<b>5</b>	<b>6</b>

## Possessions at a glance

Reg. Season	No.	Avg. Snaps	*3-Plays & Out	Snaps/TD
Packers	33	69	5	25.9
Opponent	30	56	8	33.2

\*—less if turnover, no first downs or score

## Game-Opening Drives

Game		Packers			Opponent		
		Pts	FD	Yds	Pts	FD	Yds
9/10	Sea	0	4	51	0	0	-9
9/17	at Atl	7	5	75	7	4	86
9/24	Cin	7	4	60	7	5	79
9/28	Chi						
10/8	at Dal						
10/15	at Min						
10/22	NO						
11/6	Det						
11/12	at Chi						
11/19	Bal						
11/26	at Pit						
12/3	TB						
12/10	at Cle						
12/17	at Car						
12/23	Min						
12/31	at Det						
<b>SEASON</b>		<b>14</b>	<b>13</b>	<b>186</b>	<b>14</b>	<b>9</b>	<b>156</b>

## Second-Half Opening Drives

Game		Packers			Opponent		
		Pts	FD	Yds	Pts	FD	Yds
9/10	Sea	0	1	10	0	0	-15
9/17	at Atl	0	0	-10	3	3	40
9/24	Cin	7	5	75	0	1	12
9/28	Chi						
10/8	at Dal						
10/15	at Min						
10/22	NO						
11/6	Det						
11/12	at Chi						
11/19	Bal						
11/26	at Pit						
12/3	TB						
12/10	at Cle						
12/17	at Car						
12/23	Min						
12/31	at Det						
<b>SEASON</b>		<b>7</b>	<b>6</b>	<b>75</b>	<b>3</b>	<b>4</b>	<b>37</b>

# DRIVE STATISTICS

## YARDS-GAINED ANALYSIS, REGULAR SEASON

	1st Down . . . . .			2nd Down. . . . .			3rd Down. . . . .			4th Down. . . . .			Season . . . . .			By Quarter . . . . .				By Half . . . . .		
	Att	Yds	Avg	Att	Yds	Avg	Att	Yds	Avg	Att	Yds	Avg	Att	Yds	Avg	1st	2nd	3rd	4th	1st	2nd	OT
Packers	93	488	5.2	68	276	4.1	43	259	6.0	3	58	19.3	207	1081	5.2	191	141	331	348	332	679	70
Opponents	76	516	6.8	55	325	5.9	35	49	1.4	0	0	--	166	890	5.4	234	314	136	201	548	337	5

## DRIVE ENGINEERING, REGULAR SEASON

QB	Drives	Drives ended by . . . . .					BLK	DOWN	TO	SAF	CLK	Points Yielded
	Started	TD	FG	MFG	PUNT							
A.Rodgers	33	8	4	0	14	0	0	4	0	3	67	
<b>Packers</b>	<b>33</b>	<b>8</b>	<b>4</b>	<b>0</b>	<b>14</b>	<b>0</b>	<b>0</b>	<b>4</b>	<b>0</b>	<b>3</b>	<b>67</b>	
<b>Opponents</b>	<b>30</b>	<b>5</b>	<b>6</b>	<b>1</b>	<b>16</b>	<b>0</b>	<b>0</b>	<b>1</b>	<b>0</b>	<b>1</b>	<b>53</b>	

## RED-ZONE EFFICIENCY

	Regular Season	
	Packers	Opponent
Times Penetrated Opponent 20 . . . . .	9	7
Total Scores . . . . .	9	7
Touchdowns. . . . .	6	5
Field Goals-Attempts . . . . .	3-3	2-2
Touchdown Percentage . . . . .	.667	.714
Scoring Percentage. . . . .	1.000	1.000
Turnovers . . . . .	0	0
Downs . . . . .	0	0
Missed Field Goals . . . . .	0	0
Time Ran Out . . . . .	0	0
Ended Not Trying To Score . . . . .	0	0
Scores From Outside The 20 . . . . .	3	4
Touchdowns. . . . .	2	0
Field Goals . . . . .	1	4

## AVERAGE FIELD POSITION

	Regular Season	
	Packers	Opponent
Drives Started . . . . .	33	30
Average Field Position . . . . .	GB25	OPP27
Drives Started in Plus Territory. . . . .	1	2
Scores . . . . .	1	1
Touchdowns. . . . .	0	1
Field Goals . . . . .	0	0
Missed Field Goals . . . . .	0	1
Blocked Field Goals . . . . .	0	0
Punts . . . . .	0	0
Turnovers. . . . .	0	0
Turnover on Downs . . . . .	0	0
Ran Out Clock. . . . .	0	0
Did Not Attempt to Score . . . . .	0	0
Drives Started Inside Own 20. . . . .	9	6

## GOAL-TO-GO SITUATIONS, REGULAR SEASON

	Summary . . . . .							GTG Plays . . . . .		Pct	
	Total	TD	Pct	FG	MFG	TO	CLK	DOWN	Plays		TD
Packers	8	6	.750	1	0	0	0	0	17	5	.294
Opponents	5	4	.800	1	0	0	0	0	14	4	.286

## 2017 SUPERLATIVES

### LONGEST REGULAR-SEASON RETURNS

#### Packers

Type	Yards	Opp. Date	Player
Punt	33	vs. Cin, Sept. 24	T.Davis

No. of returns 20-plus yards in length: 1  
 No. of returns 40-plus yards in length: 0

#### Opponent

Type	Yards	Opp. Date	Player
Interception	75t	vs. Cin, Sept. 24	W.Jackson
Kickoff	43	vs. Sea, Sept. 10	T.Lockett
Interception	24	vs. Sea, Sept. 10	N.Jones
Kickoff	20	vs. Cin, Sept. 24	A.Erickson
Punt	20	vs. Cin, Sept. 24	A.Erickson
Kickoff	16	at Atl, Sept. 17	A.Roberts
Fumble	15	at Atl, Sept. 17	D.Trufant

No. of returns 20-plus yards in length: 4  
 No. of returns 40-plus yards in length: 2

### LONGEST REGULAR-SEASON PLAYS FROM SCRIMMAGE

#### Packers

Yards	Opp.	Play
72	vs. Cin	A.Rodgers to G.Allison
51	vs. Cin	A.Rodgers to L.Kendricks
41	vs. Cin	A.Rodgers to D.Adams
33t	at Atl	A.Rodgers to D.Adams
32t	vs. Sea	A.Rodgers to J.Nelson
29	vs. Sea	A.Rodgers to R.Cobb
23	at Atl	A.Rodgers to T.Montgomery
23	at Atl	A.Rodgers to T.Montgomery
23	vs. Cin	A.Rodgers to J.Nelson
21	vs. Sea	A.Rodgers to D.Adams
20	vs. Sea	A.Rodgers to T.Montgomery

#### Long run:

13	vs. Sea	A.Rodgers
13	vs. Cin	A.Rodgers

No. plays 20-plus yards: 12  
 No. plays 40-plus yards: 3

#### Opponent

Yards	Opp.	Play
35	at Atl	T.Coleman run
34	vs. Sea	R.Wilson to D.Baldwin
34	at Atl	M.Ryan to J.Jones
30	vs. Sea	C.Carson run
29	vs. Sea	R.Wilson run
28	vs. Sea	R.Wilson to P.Richardson
27	at Atl	M.Ryan to J.Jones
25	vs. Cin	G.Bernard run

#### Long run:

35	at Atl	T.Coleman
30	vs. Sea	C.Carson
29	vs. Sea	R.Wilson
25	vs. Cin	G.Bernard

No. plays 20-plus yards: 13  
 No. plays 40-plus yards: 0

## MISCELLANEOUS

### WEEKLY INACTIVES

9/10	Seattle:	M.Adams, B.Bulaga, Q.Dial, J.Hawkins, A.Jones, L.Patrick, L.Pipkins
9/17	at Atlanta:	M.Adams, D.Bakhtiari, A.Brooks, B.Bulaga, D.Mays, L.Pipkins, J.Spriggs
9/24	Cincinnati:	D.Bakhtiari, K.Brice, R.Cobb, M.Daniels, D.House, N.Perry, J.Ryan
9/28	Chicago:	
10/8	at Dallas:	
10/15	at Minnesota:	
10/22	New Orleans:	
11/6	Detroit:	
11/12	at Chicago:	
11/19	Baltimore:	
11/26	at Pittsburgh:	
12/3	Tampa Bay:	
12/10	at Cleveland:	
12/17	at Carolina:	
12/23	Minnesota:	
12/31	at Detroit:	

**SEASON TOTALS:** M.Adams (2), D.Bakhtiari (2), B.Bulaga (2), L.Pipkins (2), K.Brice (1), A.Brooks (1), R.Cobb (1), M.Daniels (1), Q.Dial (1), J.Hawkins (1), D.House (1), A.Jones (1), D.Mays (1), L.Patrick (1), N.Perry (1), J.Ryan (1), J.Spriggs (1).

### TIME SPENT IN THE LEAD

Opponent	In Lead	Packers Trailing
9/10 Sea	25:33	4:27
9/17 at Atl	0:00	54:09
9/24 Cin	0:00	41:17
9/28 Chi		
10/8 at Dal		
10/15 at Min		
10/22 NO		
11/6 Det		
11/12 at Chi		
11/19 Bal		
11/26 at Pit		
12/3 TB		
12/10 at Cle		
12/17 at Car		
12/23 Min		
12/31 at Det		
<b>SEASON</b>	<b>25:33</b>	<b>1:39:53</b>
<b>SEASON AVG</b>	<b>8:31</b>	<b>33:18</b>

### TWO-POINT CONVERSIONS

#### REGULAR SEASON

**Packers (0-1):**  
**Opponent (0-0):**

### NON-OFFENSIVE SCORES

#### REGULAR SEASON

**Packers (0):**  
**Opponent (2):** D.Trufant 15-yard fumble return at Atl, Sept. 17; W.Jackson 75-yard interception return vs. Cin, Sept. 24.



# PENALTIES AND REPLAY CHALLENGES

## PENALTY STATISTICS

	Regular Season	
	Packers	Opponent
Times Penalized after Offensive Gain . . . . .	5	0
Gains Wiped Out, Offensive Penalties . . . . .	39	0
Touchdowns Cost . . . . .	1	0
Field Goals Cost . . . . .	0	0
First Downs Lost . . . . .	1	0
Intentional-Grounding Penalties . . . . .	0	1
Defensive Pass Interference, Times Flagged . . . . .	1	5
Yards Given Up . . . . .	6	54
Defensive 3rd/4th Down Flags (kept drive alive) . . . . .	2	3
Kick/Punt Return Penalties . . . . .	2	1
Return Yards Wiped Out . . . . .	10	10

**Touchdowns nullified — GREEN BAY (1):** A.Rodgers 3-yard pass to R.Cobb at Atl (Sept. 17)

**OPPONENTS (0):**

## 2017 REGULAR-SEASON REPLAY CHALLENGES

### PACKERS (0/0)

<u>Date, Opp.</u>	<u>Initial Ruling</u>	<u>Ruling</u>

### OPPONENTS (0/0)

<u>Date, Opp.</u>	<u>Initial Ruling</u>	<u>Ruling</u>

### REPLAY ASSISTANT (1/2)

*Last two minutes of the half, overtime, turnovers and scoring plays*

<u>Date, Opp.</u>	<u>Initial Ruling</u>	<u>Ruling</u>
9/17 at Atl	A.Rodgers fumbles, recovered by D.Trufant . . . . .	Upheld
9/24 vs. Cin	D.Adams fumbles, recovered by D.Kirkpatrick. . . . .	Reversed

## 2017 REGULAR-SEASON PENALTIES ACCEPTED (22)

### OFFENSE (14)

**Delay of Game (2)** — A.Rodgers vs. Sea (Sept. 10), A.Rodgers vs. Cin (Sept. 24).

**False Start (4)** — J.McCray at Atl (Sept. 17), R.Cobb at Atl (Sept. 17), L.Kendricks at Atl (Sept. 17), K.Murphy at Atl (Sept. 17)

**Holding (3)** — J.Evans vs. Sea (Sept. 10), J.Evans vs Sea (Sept. 10), C.Linsley at Atl (Sept. 17)

**Illegal Motion (1)** — A.Rodgers at Atl (Sept. 17)

**Pass Interference (2)** — M.Bennett at Atl (Sept. 17), G.Allison at Atl (Sept. 17)

**Taunting (1)** — R.Cobb vs. Sea (Sept. 10)

**Unnecessary Roughness (1)** — M.Bennett vs. Sea (Sept. 10)

### DEFENSE (3)

**Facemask (1)** — M.Evans vs. Cin (Sept. 24)

**Offside (1)** — N.Perry vs. Sea (Sept. 10)

**Pass Interference (1)** — K.King vs. Cin (Sept. 24)

### SPECIAL TEAMS (5)

**Illegal Block in the Back (2)** — J.Janis at Atl (Sept. 17), K.Fackrell vs. Cin (Sept. 24)

**False Start (1)** — M.Evans vs. Sea (Sept. 10)

**Offsides (1)** — J.Jones vs. Sea (Sept. 10)

**Unsportsmanline Conduct (1)** — M.McCarthy at Atl (Sept. 17)



# TURNOVER STATISTICS AND NOTES

## TURNOVER ANALYSIS

	Packers Take			Packers Give			Diff	Cum	NFC Rank	NFL Rank
	Aways			Aways						
	Int	Fum	Tot	Int	Fum	Tot				
<b>SEA</b>	0	1	1	1	0	1	0	0	5t	9t
Atl	0	0	0	1	1	2	-2	-2	14	25t
<b>CIN</b>	<b>0</b>	<b>1</b>	<b>1</b>	<b>1</b>	<b>0</b>	<b>1</b>	<b>0</b>	<b>-2</b>	<b>12t</b>	<b>22t</b>
CHI										
Dal										
Min										
<b>NO</b>										
<i>BYE</i>										
<b>DET</b>										
Chi										
<b>BAL</b>										
Pit										
<b>TB</b>										
Cle										
Car										
<b>MIN</b>										
Det										
<b>Total</b>	<b>0</b>	<b>2</b>	<b>2</b>	<b>3</b>	<b>1</b>	<b>4</b>	<b>-2</b>	<b>-2</b>		

HOME GAMES UPPERCASED IN BOLD

## Regular-Season Takeaway Breakdown

	Packers	Opponent
<b>Total</b>	<b>2</b>	<b>4</b>
Interceptions	0	3
Fumble Rec.	2	1
<b>Points off Turnovers</b>	<b>7</b>	<b>21</b>
Touchdowns	1	3
Field Goals	0	0
Didn't attempt score	1	0

## REGULAR-SEASON TOUCHDOWN RETURNS

**Packers (0):**  
**Opponent (2):** D.Trufant 15-yard fumble return;  
 W.Jackson 75-yard interception return.

## 2017 RECORD WHEN...

When...	Record	Postseason
+4 turnover margin	0-0	0-0
+3 turnover margin	0-0	0-0
+2 turnover margin	0-0	0-0
+1 turnover margin	0-0	0-0
even turnover margin	2-0	0-0
-1 turnover margin	0-0	0-0
-2 turnover margin	0-1	0-0
-3 turnover margin	0-0	0-0
-4 turnover margin	0-0	0-0
recording 0 takeaways	0-1	0-0
recording 1 takeaway	2-0	0-0
recording 2 takeaways	0-0	0-0
recording 3 takeaways	0-0	0-0
recording 4 takeaways	0-0	0-0
recording 5 takeaways	0-0	0-0
recording 0 giveaways	0-0	0-0
recording 1 giveaway	2-0	0-0
recording 2 giveaways	0-1	0-0
recording 3 giveaways	0-0	0-0
recording 4 giveaways	0-0	0-0
recording 5 giveaways	0-0	0-0
recording 0 interceptions	1-0	0-0
recording 1 interception	0-0	0-0
recording 2 interceptions	0-0	0-0
recording 3 interceptions	0-0	0-0
recording 4 interceptions	0-0	0-0
surrendering 0 interceptions	0-0	0-0
surrendering 1 interception	2-1	0-0
surrendering 2 interceptions	0-0	0-0
surrendering 3 interceptions	0-0	0-0
recovering 0 fumbles	0-0	0-0
recovering 1 fumble	2-0	0-0
recovering 2 fumbles	0-0	0-0
recovering 3 fumbles	0-0	0-0
losing 0 fumbles	1-0	0-0
losing 1 fumble	0-1	0-0
losing 2 fumbles	0-0	0-0
losing 3 fumbles	0-0	0-0

## TAKEAWAY SUMMARY (1)

9/10	Seattle:	K.Fackrell (fumble recovery).
9/17 at	Atlanta:	None
9/24	Cincinnati:	Q.Rollins (fumble recovery).
9/28	Chicago:	
10/8 at	Dallas:	
10/15 at	Minnesota:	
10/22	New Orleans:	
11/6	Detroit:	
11/12 at	Chicago:	
11/19	Baltimore:	
11/26 at	Pittsburgh:	
12/3	Tampa Bay:	
12/10 at	Cleveland:	
12/17 at	Carolina:	
12/23	Minnesota:	
12/31 at	Detroit:	

**SEASON TOTALS:** K.Fackrell 1 (fumble recovery), Q.Rollins (fumble recovery).

Note: Only fumbles lost are credited. Fumbles in which the team maintained possession are not included.

## TAKEAWAY POINTS

### Packers Regular Season (7)

Date	Opp.	Turnover	Result	Points
9/10	vs. Sea	Fumble	TD	7

### Opponent Regular Season (21)

Date	Opp.	Turnover	Result	Points
9/17	at Atl	Interception	TD	7
9/17	at Atl	Fumble	TD	7
9/24	vs. Cin	Interception	TD	7

## GIVEAWAY SUMMARY (3)

9/10	Seattle:	A.Rodgers (interception).
9/17 at	Atlanta:	A.Rodgers (interception), A.Rodgers (fumble).
9/24	Cincinnati:	A.Rodgers (interception).
9/28	Chicago:	
10/8 at	Dallas:	
10/15 at	Minnesota:	
10/22	New Orleans:	
11/6	Detroit:	
11/12 at	Chicago:	
11/19	Baltimore:	
11/26 at	Pittsburgh:	
12/3	Tampa Bay:	
12/10 at	Cleveland:	
12/17 at	Carolina:	
12/23	Minnesota:	
12/31 at	Detroit:	

**SEASON TOTALS:** A.Rodgers 4 (three interceptions, fumble).

Note: Only fumbles lost are credited. Fumbles in which the team maintained possession are not included.

## REGULAR-SEASON PLAYER PARTICIPATION

NFL WEEK	1	2	3	4	5	6	7	9	10	11	12	13	14	15	16	17	— Season Totals —			
Player	SEA	at ATL	CIN	CHI	at DAL	at MIN	NO	DET	at CHI	BAL	at PIT	TB	at CLE	at CAR	MIN	at DET	GP	GS	DNP	INA
Adams, Davante	<b>3WR</b>	<b>3WR</b>	<b>WR</b>														3	3	0	0
Adams, Montravius	INA	INA	SUB														1	0	0	2
Allison, Geronimo	SUS	SUB	SUB														2	0	0	0
Amichia, Kofi	PS	PS	PS														0	0	0	0
Bakhtiari, David	<b>LT</b>	INA	INA														1	1	0	2
Barclay, Don	IR	IR	IR														0	0	0	0
Bennett, Martellus	<b>TE</b>	<b>TE</b>	<b>TE</b>														3	3	0	0
Biegel, Vince	PUP	PUP	PUP														0	0	0	0
Brice, Kentrell	SUB	<b>SS</b>	INA														2	1	0	1
Brooks, Ahmad	SUB	INA	<b>LOLB</b>														2	1	0	1
Brown, Donatello	PS	PS	PS														0	0	0	0
Bulaga, Bryan	INA	INA	<b>RT</b>														1	1	0	2
Burnett, Morgan	<b>SS</b>	<b>ILB</b>	<b>3CB</b>														3	3	0	0
Callahan, Joe	PS	PS	PS														0	0	0	0
Clark, Kenny	<b>NT</b>	<b>NT</b>	<b>NT</b>														3	3	0	0
Clark, Michael	PS	PS	PS														0	0	0	0
Clinton-Dix, Ha Ha	<b>FS</b>	<b>FS</b>	<b>FS</b>														3	3	0	0
Cobb, Randall	<b>WR</b>	<b>WR</b>	INA														2	2	0	1
Crosby, Mason	SUB	SUB	SUB														3	0	0	0
Daniels, Mike	<b>DT</b>	<b>DT</b>	INA														2	2	0	1
Davis, Trevor	SUB	SUB	SUB														3	0	0	0
Dial, Quinton	INA	SUB	SUB														2	0	0	1
Evans, Jahri	<b>RG</b>	<b>RG</b>	<b>RG</b>														3	3	0	0
Evans, Marwin	SUB	SUB	<b>SS</b>														3	1	0	0
Fackrell, Kyler	SUB	SUB	SUB														3	0	0	0
Gilbert, Reggie	PS	PS	PS														0	0	0	0
Goode, Brett	SUB	SUB	SUB														3	0	0	0
Goodson, Demetri	PUP	PUP	PUP														0	0	0	0
Greene, Darrell	-	PS	PS														0	0	0	0
Gunter, LaDarius	SUB	-	-														1	0	0	0
Hawkins, Josh	INA	SUB	SUB														2	0	0	1
House, Davon	<b>LCB</b>	<b>LCB</b>	INA														2	2	0	1
Hundley, Brett	DNP	DNP	DNP														0	0	3	0
Janis, Jeff	SUB	SUB	SUB														3	0	0	0
Jean Francois, Ricky	SUB	-	SUB														2	0	0	0
Jones, Aaron	INA	SUB	SUB														2	0	0	1
Jones, Josh	SUB	SUB	<b>ILB</b>														3	1	0	0
Kendricks, Lance	SUB	SUB	<b>2TE</b>														3	1	0	0
King, Kevin	SUB	SUB	<b>RCB</b>														3	1	0	0
Linsley, Corey	<b>C</b>	<b>C</b>	<b>C</b>														3	3	0	0
Lowry, Dean	<b>DE</b>	SUB	<b>DE</b>														3	2	0	0
Lunsford, Izaah	PS	PS	PS														0	0	0	0
Martinez, Blake	<b>ILB</b>	<b>ILB</b>	<b>ILB</b>														3	3	0	0
Mathews, Derrick	PS	PS	PS														0	0	0	0
Mathews, Clay	<b>LOLB</b>	<b>LOLB</b>	<b>ROLB</b>														3	3	0	0
Mays, Devante	SUB	INA	SUB														2	0	0	1
McCray, Justin	SUB	<b>RT</b>	SUB														3	1	0	0
Montgomery, Ty	<b>RB</b>	<b>RB</b>	<b>RB</b>														3	3	0	0
Murphy, Kyle	<b>RT</b>	<b>LT</b>	<b>LT</b>														3	3	0	0
Nelson, Jordy	<b>WR</b>	<b>WR</b>	<b>WR</b>														3	3	0	0
Odom, Chris	SUB	DNP	SUB														2	0	1	0
Pankey, Adam	PS	DNP	DNP														0	0	2	0
Patrick, Lucas	INA	SUB	SUB														2	0	0	1
Perry, Nick	<b>ROLB</b>	<b>ROLB</b>	INA														2	2	0	1
Pipkins, Lenzy	INA	INA	SUB														1	0	0	2
Randall, Damarious	<b>RCB</b>	<b>RCB</b>	<b>LCB</b>														3	3	0	0
Ripkowski, Aaron	SUB	SUB	SUB														3	0	0	0
Rodgers, Aaron	<b>QB</b>	<b>QB</b>	<b>QB</b>														3	3	0	0
Rodgers, Richard	SUB	SUB	SUB														3	0	0	0
Rollins, Quinten	SUB	<b>3CB</b>	SUB														3	1	0	0
Ryan, Jake	<b>ILB</b>	SUB	INA														2	1	0	1
Spriggs, Jason	SUB	INA	IR														1	0	0	1
Taylor, Lane	<b>LG</b>	<b>LG</b>	<b>LG</b>														3	3	0	0
Talley, David	IR	IR	IR														0	0	0	0
Thomas, Joe	SUB	SUB	SUB														3	0	0	0
Vogel, Justin	SUB	SUB	SUB														3	0	0	0
Waters, Herb	IR	IR	IR														0	0	0	0
Whitehead, Jermaine	PS	PS	PS														0	0	0	0
Williams, Jamaal	SUB	SUB	SUB														3	0	0	0
Yancey, DeAngelo	PS	PS	PS														0	0	0	0

**STARTERS IN BOLD AT POSITION;** DNP — Did not play; INA — Inactive; IR — Injured reserve; PS — Practice squad; PUP — Reserve/Physically Unable to Perform; SUB — Substitute; SUS — Reserve/Suspended; 3CB — Started as third cornerback; 3WR — Started as third wide receiver, 2TE — Started as second tight end.

# SEASON-HIGHS/W-L BREAKDOWN

## INDIVIDUAL

Longest Scoring Run — 6, T.Montgomery, Sept. 10 vs. Seattle  
 Longest Non-Scoring Run — 13, A.Rodgers, twice, most recently Sept. 24 vs. Cincinnati

Longest Scoring Pass — 33, A.Rodgers to D.Adams, Sept. 17 at Atlanta  
 Longest Non-Scoring Pass — 72, A.Rodgers to G.Allison, Sept. 24 vs. Cincinnati

Longest Kickoff Return — None  
 Longest Punt Return — 33, T.Davis, Sept. 24 vs. Cincinnati  
 Longest Interception Return — None  
 Longest Fumble Return — 0, two times, most recently Sept. 24 vs. Cincinnati

Longest Punt — 61, J.Vogel, Sept. 24 vs. Cincinnati

Longest Field Goal — 40, M.Crosby, Sept. 10 vs. Seattle  
 Most Field Goals Attempted — 2, M.Crosby, Sept. 24 vs. Cincinnati  
 Most Field Goals Made — 2, M.Crosby, Sept. 24 vs. Cincinnati

Most Touchdowns — 2, two times, most recently J.Nelson, Sept. 24 vs. Cincinnati  
 Most Rushing Attempts — 19, T.Montgomery, Sept. 10 vs. Seattle  
 Most Rushing Yards — 54, T.Montgomery, Sept. 10 vs. Seattle

Most Passing Attempts — 50, A.Rodgers, Sept. 17 at Atlanta  
 Most Completions — 33, A.Rodgers, Sept. 17 at Atlanta  
 Most Passing Yards — 343, A.Rodgers, Sept. 17 at Atlanta  
 Most Touchdown Passes — 3, A.Rodgers, Sept. 24 vs. Cincinnati

Most Receptions — 9, R.Cobb, Sept. 10 vs. Seattle  
 Most Receiving Yards — 122, G.Allison, Sept. 24 vs. Cincinnati

Most Total Yards from Scrimmage — 122, G.Allison, Sept. 24 vs. Cincinnati

Most Defensive Interceptions — None  
 Most Tackles — 12, J.Jones, Sept. 24 vs. Cincinnati  
 Most Solo Tackles — 11, J.Jones, Sept. 24 vs. Cincinnati  
 Most Sacks — 2.0, J.Jones, Sept. 24 vs. Cincinnati  
 Most Passes Defensed — 3, M.Burnett, Sept. 10 vs. Seattle

## TEAM

Offensive Most...  
 First Downs — 26, Sept. 10 vs. Seattle  
 Rushing Attempts — 28, Sept. 10 vs. Seattle  
 Rushing Yards — 84, Sept. 10 vs. Seattle  
 Pass Attempts — 50, Sept. 17 at Atlanta  
 Completions — 33, Sept. 17 at Atlanta  
 TDs Thrown — 3, Sept. 24 vs. Cincinnati  
 Ints. Thrown — 1, three times, most recently Sept. 24 vs. Cincinnati  
 Net Passing Yards — 308, Sept. 17 at Atlanta  
 Offensive Plays — 74, Sept. 10 vs. Seattle  
 Total Offense — 370, Sept. 10 vs. Seattle  
 Time of Possession — 39:13, Sept. 10 vs. Seattle  
 Turnovers — 2, Sept. 17 at Atlanta  
 Fumbles — 1, Sept. 17 at Atlanta  
 Fumbles Lost — 1, Sept. 17 at Atlanta

Longest Scoring Drives  
 Plays — 12, two times, most recently Sept. 24 vs. Cincinnati  
 Yards — 75, two times, most recently Sept. 24 vs. Cincinnati  
 Time — 5:37, Sept. 10 vs. Seattle

Shortest Scoring Drives  
 Plays — 1, Sept. 10 vs. Seattle  
 Yards — 6, Sept. 10 vs. Seattle  
 Time — 0:06, Sept. 10 vs. Seattle

Defensive Fewest...  
 First Downs Allowed — 12, Sept. 10 vs. Seattle  
 Rushing Att. Allowed — 18, Sept. 10 vs. Seattle  
 Rushing Yards Allowed — 90, Sept. 10 vs. Seattle  
 Pass Att. Allowed — 27, two times, most recently Sept. 24 vs. Cincinnati  
 Pass Comp. Allowed — 14, Sept. 10 vs. Seattle  
 Net Passing Yards Allowed — 135, Sept. 10 vs. Seattle  
 Total Plays Allowed — 48, Sept. 10 vs. Seattle  
 Total Yards Allowed — 225, Sept. 10 vs. Seattle

Defensive Most...  
 Takeaways — 1, Sept. 10 vs. Seattle  
 Interceptions — None  
 Fumbles Forced — 1, Sept. 10 vs. Seattle  
 Fumbles Recovered — 1, Sept. 10 vs. Seattle  
 Passes Defensed — 5, Sept. 10 vs. Seattle  
 Sacks — 3, three times, most recently Sept. 24 vs. Cincinnati

	2017 regular season...			2016 regular season...			2015 regular season...			1992-present...		
	Home	Road	Overall	Home	Road	Overall	Home	Road	Overall	Home	Road	Overall
Overall	2-0	0-1	2-1	6-2	4-4	10-6	5-3	5-3	10-6	154-47-1	102-99	256-146-1
On Grass	2-0	0-0	2-0	6-2	3-2	9-4	5-3	4-3	9-6	154-47-1	58-39	212-86-1
On Artificial Surfaces	0-0	0-1	0-1	0-0	1-2	1-2	0-0	1-0	1-0	0-0	44-62	44-62
In Open-Air Stadiums	2-0	0-1	2-1	6-2	3-2	9-4	5-3	4-2	9-5	154-47-1	66-62	220-109-1
In Indoor Stadiums	0-0	0-0	0-0	0-0	1-2	1-2	0-0	1-1	1-1	0-0	36-37	36-37
vs. Division Opponents	0-0	0-0	0-0	3-0	2-1	5-1	0-3	3-0	3-3	67-17-1	48-37	115-54-1
vs. NFC	1-0	0-1	1-1	5-1	3-3	8-4	3-3	4-2	7-5	118-32-1	78-73	196-105-1
vs. AFC	1-0	0-0	1-0	1-1	1-1	2-2	2-0	1-1	3-1	36-15	24-26	60-41
When scoring first	0-0	0-0	0-0	6-0	4-1	10-1	5-2	3-0	8-2	110-19-1	63-36	173-55-1
When Opponent scored first	2-0	0-1	2-1	0-2	0-3	0-5	0-1	2-3	2-4	43-28	39-63	82-91
In overtime	1-0	0-0	1-0	0-0	0-0	0-0	0-0	0-0	0-0	6-3-1	1-5	7-8-1
When leading after first quarter	0-0	0-0	0-0	5-0	1-1	6-1	5-2	3-1	8-3	94-14-1	54-24	148-38-1
When leading at halftime	0-0	0-0	0-0	6-0	2-1	8-1	5-0	3-0	8-0	121-9	79-27	200-36
When leading after third quarter	1-0	0-0	1-0	5-0	4-0	9-0	4-0	4-0	8-0	127-5	92-22	219-27
When trailing after first quarter	0-0	0-0	0-0	0-2	0-3	0-5	0-0	1-2	1-2	26-24	18-47	44-71
When trailing at halftime	2-0	0-1	1-1	0-2	1-3	1-5	0-2	2-3	2-5	24-32-1	19-62	43-94-1
When trailing after third quarter	1-0	0-1	1-1	0-2	0-4	0-6	1-3	1-3	2-6	17-39-1	7-76	24-115-1
When tied at halftime	0-0	0-0	0-0	0-0	1-0	1-0	0-1	0-0	0-1	9-6	4-9	13-15
On Thursday	0-0	0-0	0-0	1-0	0-0	1-0	0-1	1-0	1-1	5-1	5-7	10-8
On Friday	0-0	0-0	0-0	0-0	0-0	0-0	0-0	0-0	0-0	0-0	1-0	1-0
On Saturday	0-0	0-0	0-0	1-0	0-0	1-0	0-0	0-0	0-0	2-0	2-0	4-0
On Sunday/Early Games	0-0	0-0	0-0	2-0	2-1	4-1	1-1	1-1	2-2	92-25-1	47-47	139-72-1
On Sunday/Late Afternoon Games	2-0	0-0	2-0	1-2	0-1	1-3	2-0	3-1	5-1	30-13	23-22	53-35
On Sunday/Night Games	0-0	0-1	0-1	1-0	1-2	2-2	1-1	0-1	1-2	13-3	11-8	24-11
On Monday	0-0	0-0	0-0	0-0	1-0	1-0	1-0	0-0	1-0	12-6	12-13	24-19
When Packers had 100-yard rusher	0-0	0-0	0-0	1-0	1-0	2-0	2-1	1-0	3-1	39-10-1	30-9	69-19-1
When Packers had 100-yard receiver	1-0	0-0	1-0	6-0	2-2	8-2	2-1	2-0	4-1	76-16	45-34	121-50
When Packers had 300-yard passer	2-0	0-1	2-1	2-0	2-2	4-2	1-1	0-1	1-2	40-13	33-23	73-36
When Opponent had 100-yard rusher	0-0	0-0	0-0	0-1	0-2	0-3	2-0	1-1	3-1	25-21-1	20-30	45-51-1
When Opponent had 100-yard receiver	1-0	0-1	1-1	2-0	1-3	3-3	2-0	2-2	4-2	49-16	29-38	78-54
When Opponent had 300-yard passer	0-0	0-0	0-0	2-0	3-1	5-1	1-0	0-1	1-1	25-7	18-20	43-27

## TRANSACTIONS BY DATE

1/24	Signed C Jacob Flores, LB Reggie Gilbert, WR Antwan Goodley, LB Derrick Mathews, G Lucas Patrick, DT Brian Price, TE Beau Sandland and S Jermaine Whitehead	5/8	Signed LB Josh Letuligasenoa, CB Raysean Pringle, RB William Stanback, LB David Talley and S Aaron Taylor; Released WR Antwan Goodley and LS TAYBOR Pepper	9/3	Signed LB Ahmad Brooks; Claimed LB Chris Odom off waivers from the Atlanta Falcons; Placed G/T Don Barclay on injured reserve; Traded LB Jayrone Elliott to the Dallas Cowboys;
1/27	Signed LS TAYBOR Pepper	5/11	Signed CB Kevin King	9/3	Signed G Kofi Amichia, CB Donatello Brown, QB Joe Callahan, WR Michael Clark, LB Reggie Gilbert, DT Izaah Lunsford, LB Derrick Mathews, G/T Adam Pankey, S Jermaine Whitehead and WR DeAngelo Yancey to the practice squad
2/7	Released RB James Starks	5/19	Signed S Josh Jones		
2/8	Released CB Sam Shields	8/5	Signed TE Emanuel Byrd		
3/8	Re-signed P Jacob Schum	8/5	Placed CB Herb Waters on Injured Reserve		
3/9	Re-signed LB Nick Perry				
3/10	Re-signed T/G Don Barclay; Signed TE Martellus Bennett	8/8	Released DT Letroy Guion		
3/11	Signed TE Lance Kendricks	8/12	Signed LS Brett Goode		
3/14	Re-signed LB Jayrone Elliott	8/13	Placed TE Beau Sandland on Injured Reserve	9/5	Signed DT Quinton Dial; Released DT Christian Ringo.
3/15	Re-signed RB Joe Kerridge and LB Jordan Tripp; Signed CB Davon House		Claimed DE Shaneil Jenkins off waivers from the Seattle Seahawks.	9/12	Released CB LaDarius Gunter; Activated WR Geronimo Allison from exempt status.
3/20	Re-signed LB Joe Thomas	8/15	Released DE Shaneil Jenkins		
3/23	Re-signed RB Christine Michael	8/28	Released LS Derek Hart, WR Colby Pearson and RB William Stanback	9/13	Signed G/T Adam Pankey to the active roster from the practice squad; Released DT Ricky Jean Francois; Signed G Darrell Greene to the practice squad.
3/24	Signed DT Ricky Jean Francois				
3/29	Signed G Justin McCray	9/2	Released G Kofi Amichia, CB Donatello Brown, TE Emanuel Byrd, QB Joe Callahan, LB Johnathan Calvin, WR Michael Clark, WR Montay Crockett, WR Malachi Dupre, G Thomas Evans, LB Reggie Gilbert, G Geoff Gray, LB Cody Heiman, DT Calvin Hertelou, QB Taysom Hill, CB Daquan Holmes, T Robert Lefl, LB Josh Letuligasenoa, DT Izaah Lunsford, LB Derrick Mathews, WR Max McCaffrey, G/T Adam Pankey, TE Aaron Peck, RB Kalif Phillips, DT Brian Price, CB Raysean Pringle, S Aaron Taylor, LB Jordan Tripp, S Jermaine Whitehead and WR DeAngelo Yancey; Placed LB Vince Biegel and CB Demetri Goodson on reserve/physically unable to perform; placed FB Joe Kerridge and LB David Talley on injured reserve; Placed WR Geronimo Allison on the reserve/suspended list	9/21	Signed DT Ricky Jean Francois; Placed T Jason Spriggs on injured reserve.
3/31	Signed LS Derek Hart				
4/5	Re-signed RB Don Jackson				
4/11	Released CB Makinton Dorleant				
4/13	Re-signed DT Christian Ringo				
4/14	Re-signed WR Geronimo Allison				
4/26	Signed G Jahri Evans				
5/1	Released RB Don Jackson and RB Christine Michael				
5/5	Signed G Kofi Amichia, WR Malachi Dupre, RB Aaron Jones, RB Devante Mays and WR DeAngelo Yancey				
5/5	Signed CB Donatello Brown, LB Johnathan Calvin, WR Michael Clark, WR Montay Crockett, G Thomas Evans, G Geoff Gray, LB Cody Heiman, QB Taysom Hill, DT Izaah Lunsford, G/T Adam Pankey, TE Aaron Peck, RB Kalif Phillips, CB Lenzy Pipkins, CB David Rivers and P Justin Vogel				

## TRANSACTIONS BY PLAYER

<b>Allison, Geronimo - WR</b>	<b>Goodley, Antwan - WR</b>	<b>Mathews, Derrick - LB</b>	<b>Stanback, William - RB</b>
4/14/17 Re-signed	1/24/17 Signed	1/24/17 Signed	5/8/17 Signed
9/2/17 Placed on Reserve/Suspended List	5/8/17 Released	9/2/17 Released	8/28/17 Released
9/12/17 Activated from exempt status	<b>Guion, Letroy - DT</b>	9/3/17 Signed to practice squad	<b>Starks, James - RB</b>
<b>Amichia, Kofi - G</b>	8/8/17 Released	<b>Mays, Devante - RB</b>	2/7/17 Released
5/5/17 Signed	<b>Gunter, LaDarius - CB</b>	5/5/17 Signed	<b>Talley, David - LB</b>
9/2/17 Released	9/12/17 Released	<b>McCray, Justin - G</b>	5/8/17 Signed
9/3/17 Signed to practice squad	<b>Gray, Geoff - G</b>	3/29/17 Signed	9/2/17 Placed on Injured Reserve
<b>Barclay, Don - T/G</b>	5/5/17 Signed	<b>Michael, Christine - RB</b>	<b>Taylor, Aaron - S</b>
3/10/17 Re-signed	9/2/17 Released	3/23/17 Re-signed	5/8/17 Signed
9/3/17 Placed on Injured Reserve	<b>Greene, Darrell - G</b>	5/1/17 Released	9/2/17 Released
<b>Bennett, Martellus - TE</b>	9/13/17 Signed to practice squad	<b>Pankey, Adam - G/T</b>	<b>Thomas, Joe - LB</b>
3/10/17 Signed	<b>Hart, Derek - LS</b>	5/5/17 Signed	3/20/17 Re-signed
<b>Brown, Donatello - CB</b>	3/31/17 Signed	9/2/17 Released	<b>Tripp, Jordan - LB</b>
5/5/17 Signed	8/28/17 Released	9/3/17 Signed to practice squad	3/15/17 Re-signed
9/2/17 Released	<b>Heiman, Cody - LB</b>	9/13/17 Signed to active roster	9/2/17 Released
9/3/17 Signed to practice squad	5/5/17 Signed	<b>Patrick, Lucas - G</b>	<b>Vogel, Justin - P</b>
<b>Byrd, Emanuel - TE</b>	9/2/17 Released	1/24/17 Signed	5/5/17 Signed
8/5/17 Signed	<b>Hill, Taysom - QB</b>	<b>Pearson, Colby - WR</b>	<b>Waters, Herb - CB</b>
9/2/17 Released	5/5/17 Signed	8/28/17 Released	8/5/17 Placed on Injured Reserve
<b>Calvin, Johnathan - LB</b>	9/2/17 Released	<b>Peck, Aaron - TE</b>	<b>Whitehead, Jermaine - S</b>
5/5/17 Signed	<b>House, Davon - CB</b>	5/5/17 Signed	1/24/17 Signed
9/2/17 Released	3/15/17 Signed	9/2/17 Released	9/2/17 Released
<b>Clark, Michael - WR</b>	<b>Jackson, Don - RB</b>	<b>Pepper, Taybor - LS</b>	9/3/17 Signed to practice squad
5/5/17 Signed	4/5/17 Re-signed	1/27/17 Signed	<b>Yancey, DeAngelo - WR</b>
9/2/17 Released	5/1/17 Released	5/8/17 Released	5/5/17 Signed
9/3/17 Signed to practice squad	<b>Jean Francois, Ricky - DT</b>	<b>Perry, Nick - LB</b>	9/2/17 Released
<b>Crockett, Montay - WR</b>	3/24/17 Signed	3/9/17 Re-signed	9/3/17 Signed to practice squad
5/5/17 Signed	9/13/17 Released	<b>Phillips, Kalif - RB</b>	
9/2/17 Released	9/21/17 Signed	5/5/17 Signed	
<b>Dorleant, Makinton - CB</b>	<b>Jenkins, Shaneil - DE</b>	9/2/17 Released	
4/11/17 Released	8/13/17 Claimed off waivers from SEA	<b>Pipkins, Lenzy - CB</b>	
<b>Dial, Quinton - DT</b>	5/5/17 Released	5/5/17 Signed	
9/5/17 Signed	<b>Jones, Aaron - RB</b>	<b>Price, Brian - DT</b>	
<b>Dupre, Malachi - WR</b>	5/5/17 Signed	1/24/17 Signed	
5/5/17 Signed	<b>Jones, Josh - S</b>	9/2/17 Released	
9/2/17 Released	5/19/17 Signed	<b>Pringle, Raysean - CB</b>	
<b>Elliott, Jayrone - LB</b>	<b>Kendricks, Lance - TE</b>	5/8/17 Signed	
3/14/17 Re-signed	3/11/17 Signed	<b>Ringo, Christian - DT</b>	
9/3/17 Traded to DAL	<b>Kerridge, Joe - FB</b>	4/13/17 Re-signed	
<b>Evans, Jahri - G</b>	3/15/17 Re-signed	9/5/17 Released	
4/26/17 Signed	9/2/17 Placed on Injured Reserve	<b>Rivers, David - CB</b>	
<b>Evans, Thomas - G</b>	<b>King, Kevin - CB</b>	5/5/17 Signed	
5/5/17 Signed	5/11/17 Signed	<b>Sandland, Beau - TE</b>	
<b>Flores, Jacob - C</b>	<b>Letuligasenoa, Josh - LB</b>	1/24/17 Re-signed	
1/24/17 Signed	5/8/17 Signed	8/13/17 Placed on Injured Reserve	
<b>Gilbert, Reggie - LB</b>	9/2/17 Released	<b>Schum, Jacob - P</b>	
1/24/17 Signed	<b>Lunsford, Izaah - DT</b>	3/8/17 Re-signed	
9/2/17 Released	5/5/17 Signed	<b>Shields, Sam - CB</b>	
9/3/17 Signed to practice squad	9/2/17 Released	2/8/17 Released	
<b>Goode, Brett - LS</b>	9/3/17 Signed to practice squad	<b>Spriggs, Jason - T</b>	
8/12/17 Signed		9/21/17 Placed on Injured Reserve	

## THE LAST TIME

### Regular-Season Games Only

#### **RUSHING**

##### **200 Yards Rushing, Individual**

BY PACKERS — Ahman Green, Dec. 28, 2003, vs. Denver (218 yards)  
BY OPPONENT — Adrian Peterson, Dec. 2, 2012, vs. Minnesota (210 yards)

##### **100 Yards Rushing, Individual**

BY PACKERS — Ty Montgomery, Dec. 18, 2016, at Chicago (162 yards)  
BY OPPONENT — Robert Kelley, Nov. 20, 2016, at Washington (137 yards)

##### **100 Yards Rushing, Individual, One Half**

BY PACKERS — Ty Montgomery, Dec. 18, 2016, at Chicago (123 yards in first half)  
BY OPPONENT — Robert Kelley, Nov. 20, 2016, at Washington (102 yards in second half)

##### **100 Yards Rushing and Receiving, Individual**

BY PACKERS — Never  
BY OPPONENT — Darrin Nelson, Nov. 13, 1983, at Minnesota (119 yards rushing, 137 receiving)

##### **Two 100-Yard Rushers**

BY PACKERS — Ryan Grant (106 yards) and DeShawn Wynn (106 yards), Dec. 28, 2008, vs. Detroit  
BY OPPONENT — Tony Dorsett (149 yards) and Robert Newhouse (101 yards), Nov. 12, 1978, vs. Dallas at Milw.

##### **Two 100-Yard Rushers and Two 100-Yard Receivers**

BY PACKERS — Ryan Grant (106 yards) and DeShawn Wynn (106), Dec. 28, 2008, vs. Detroit, Donald Driver (111 yards) and Greg Jennings (101 yards), Dec. 28, 2008, vs. Detroit\*  
BY OPPONENT — Never  
\*First time in NFL history

##### **Four Touchdowns Rushing, Individual**

BY PACKERS — Dorsey Levens, Jan. 2, 2000, vs. Arizona (8, 1, 5, 1 yards)  
BY OPPONENT — DeAngelo Williams, Nov. 30, 2008, vs. Carolina (1, 1, 1, 1 yards)

##### **Three Touchdowns Rushing, Individual**

BY PACKERS — Ahman Green, Oct. 20, 2002, vs. Washington (24, 2, 8 yards)  
BY OPPONENT — Robert Kelley, Nov. 20, 2016, at Washington (10, 1, 4 yards)

##### **Two Touchdowns Rushing, Individual**

BY PACKERS — Ty Montgomery, Dec. 18, 2016, at Chicago (4, 3 yards)  
BY OPPONENT — Devonta Freeman, Sept. 17, 2017, at Atlanta (1, 2 yards)

#### **PASSING**

##### **400 Yards Passing, Individual**

BY PACKERS — Aaron Rodgers, Oct. 26, 2014, at New Orleans (418 yards)  
BY OPPONENT — Philip Rivers, Oct. 18, 2015, vs. San Diego (503 yards)

##### **300 Yards Passing, Individual**

BY PACKERS — Aaron Rodgers, Sept. 24, 2017, vs. Cincinnati (313 yards)  
BY OPPONENT — Matthew Stafford, Jan. 1, 2017, at Detroit (347 yards)

##### **Six Touchdown Passes, Individual**

BY PACKERS — Aaron Rodgers, Nov. 9, 2014, vs. Chicago (1, 4, 73, 40, 56, 18 yards)  
BY OPPONENT — Tommy Kramer, Sept. 28, 1986, at Minnesota (23, 13, 36, 2, 17, 7 yards)

##### **Five Touchdown Passes, Individual**

BY PACKERS — Aaron Rodgers, Sept. 28, 2015, vs. Kansas City (8, 3, 27, 4, 4, 4 yards)  
BY OPPONENT — Matthew Stafford, Jan. 1, 2012, vs. Detroit (8, 13, 2, 5, 12 yards)

##### **Four Touchdown Passes, Individual**

BY PACKERS — Aaron Rodgers, Jan. 1, 2017, at Detroit (7, 3, 10, 9 yards)  
BY OPPONENT — Marcus Mariota, Nov. 13, 2016, at Tennessee (9, 32, 6, 33 yards)

##### **Three Touchdown Passes, Individual**

BY PACKERS — Aaron Rodgers, Sept. 24, 2017, vs. Cincinnati (1, 1, 3 yards)  
BY OPPONENT — Sam Bradford, Dec. 24, 2016, vs. Minnesota (71, 3, 8 yards)

##### **Six Interceptions Thrown, Individual**

BY PACKERS — Tom O'Malley, Sept. 17, 1950, vs. Detroit  
BY OPPONENT — Don Horn, Sept. 26, 1971, vs. Denver at Milw.

##### **Five Interceptions Thrown, Individual**

BY PACKERS — Brett Favre, Oct. 30, 2005, at Cincinnati  
BY OPPONENT — Russell Wilson, Dec. 11, 2016, vs. Seattle

##### **Four Interceptions Thrown, Individual**

BY PACKERS — Brett Favre, Dec. 25, 2005, vs. Chicago  
BY OPPONENT — Russell Wilson, Dec. 11, 2016, vs. Seattle

#### **RECEIVING**

##### **10 or More Receptions, Individual**

BY PACKERS — Jordy Nelson, Nov. 13, 2016, at Tennessee (12 receptions)  
BY OPPONENT — A.J. Green, Sept. 24, 2017, vs. Cincinnati (10 receptions)

##### **200 Yards Receiving, Individual**

BY PACKERS — Jordy Nelson, Sept. 14, 2014, vs. N.Y. Jets (209 yards)  
BY OPPONENT — Adam Thielen, Dec. 24, 2016, vs. Minnesota (202 yards)

##### **100 Yards Receiving, Individual**

BY PACKERS — Geronimo Allison, Sept. 24, 2017, vs. Cincinnati (122 yards)  
BY OPPONENT — A.J. Green, Sept. 24, 2017, vs. Cincinnati (111 yards)

##### **100 Yards Receiving, One Half, Individual**

BY PACKERS — Geronimo Allison, Sept. 24, 2017, vs. Cincinnati (112 yards in second half and OT)  
BY OPPONENT — Adam Thielen, Dec. 24, 2016, vs. Minnesota (142 yards in first half)

##### **Two 100-Yard Receivers**

BY PACKERS — Davante Adams (156 yards) and Jordy Nelson (126 yards), Nov. 13, 2016, at Tennessee  
BY OPPONENT — Deonte Thompson (110 yards) and Cameron Meredith (104 yards), Dec. 18, 2016, at Chicago

##### **Four Touchdown Receptions, Individual**

BY PACKERS — Sterling Sharpe, Nov. 24, 1994, at Dallas (1, 36, 30, 5 yards)  
BY OPPONENT — Never

##### **Three Touchdown Receptions, Individual**

BY PACKERS — Randall Cobb, Sept. 28, 2015, vs. Kansas City (3, 4, 4 yards)  
BY OPPONENT — Vincent Jackson, Nov. 6, 2011, at San Diego (23, 5, 29 yards)

##### **Two Touchdown Receptions, Individual**

BY PACKERS — Jordy Nelson, Sept. 24, 2017, vs. Cincinnati (1, 3 yards)  
BY OPPONENT — Adam Thielen, Dec. 24, 2016, vs. Minnesota (71, 8 yards)

#### **INTERCEPTIONS**

##### **Four Interceptions, Individual**

BY PACKERS — Willie Buchanon, Sept. 24, 1978, at San Diego  
BY OPPONENT — Never

##### **Three Interceptions, Individual**

BY PACKERS — Tom Flynn, Oct. 28, 1984, vs. Detroit  
BY OPPONENT — Vencie Glenn, Dec. 27, 1992, at Minnesota

##### **Two Interceptions, Individual**

BY PACKERS — Ha Ha Clinton-Dix, Dec. 18, 2016, at Chicago  
BY OPPONENT — Janoris Jenkins, Oct. 9, 2016, vs. N.Y. Giants

##### **Interception Returned for Touchdown**

BY PACKERS — Damarious Randall, Dec. 20, 2015, at Oakland (43 yards)  
BY OPPONENT — William Jackson, Sept. 24, 2017, vs. Cincinnati (75 yards)

#### **TOUCHDOWNS**

##### **Five Touchdowns, Individual**

BY PACKERS — Paul Hornung, Dec. 12, 1965, at Baltimore (2-, 9-, 3-yard runs; 50-, 65-yard receptions)  
BY OPPONENT — Never

##### **Four Touchdowns, Individual**

BY PACKERS — Dorsey Levens, Jan. 2, 2000, vs. Arizona (8-, 1-, 5-, 1-yard runs)  
BY OPPONENT — DeAngelo Williams, Nov. 30, 2008, vs. Carolina (1-, 1-, 1-, 1-yard runs)

##### **Three Touchdowns, Individual**

BY PACKERS — Randall Cobb, Sept. 28, 2015, vs. Kansas City (3-, 4-, 4-yard receptions)  
BY OPPONENT — Robert Kelley, Nov. 20, 2016, at Washington (10-, 1-, 4-yard runs)

## THE LAST TIME

### **FIELD GOALS/PATS**

#### **Five Field Goals Made, Individual**

BY PACKERS — Mason Crosby, Nov. 22, 2015, at Minnesota (42, 47, 40, 42, 52 yards)

BY OPPONENT — Dan Bailey, Dec. 15, 2013, at Dallas (47, 23, 43, 50, 50 yards)

#### **Four Field Goals Made, Individual**

BY PACKERS — Mason Crosby, Nov. 22, 2015, at Minnesota (42, 47, 40, 42, 52 yards)

BY OPPONENT — Dan Carpenter, Dec. 14, 2014, at Buffalo (27, 51, 35, 48 yards)

#### **60-Yard Field Goal**

BY PACKERS — Never

BY OPPONENT — David Akers, Sept. 9, 2012, vs. San Francisco (63 yards)

#### **50-Yard Field Goal**

BY PACKERS — Mason Crosby, Jan. 1, 2017, at Detroit (53 yards)

BY OPPONENT — Matt Bryant, Sept. 17, 2017, at Atlanta (51, 53 yards)

#### **Blocked Field-Goal Attempt**

BY PACKERS — Datone Jones, Oct. 11, 2015, vs. St. Louis (50-yard Greg Zuerlein attempt)

BY OPPONENT — Akiem Hicks, Oct. 20, 2016, vs. Chicago (31-yard Mason Crosby attempt)

#### **Two-Point Conversion**

BY PACKERS — Aaron Rodgers, Oct. 30, 2016, at Atlanta

BY OPPONENT — Travis Kelce, Sept. 28, 2015, vs. Kansas City (pass from Alex Smith)

#### **Point After Touchdown Missed**

BY PACKERS — Mason Crosby, Jan. 1, 2017, at Detroit (third attempt, wide right)

BY OPPONENT — Kai Forbath, Dec. 24, 2016, vs. Minnesota (second attempt, hit right upright)

#### **Blocked Point After Touchdown**

BY PACKERS — Datone Jones, Sept. 22, 2013, at Cincinnati (Mike Nugent, fourth attempt)

BY OPPONENT — Ra'Shede Hageman, Dec. 8, 2014, vs. Atlanta (Mason Crosby, fifth attempt)

### **PUNTING**

#### **70-Yard Punt**

BY PACKERS — Tim Masthay, Dec. 18, 2011, at Kansas City (71 yards)

BY OPPONENT — Jon Ryan, Sept. 24, 2012, at Seattle (73 yards)

#### **60-Yard Punt**

BY PACKERS — Justin Vogel, Sept. 24, 2017, vs. Cincinnati (61 yards)

BY OPPONENT — Pat McAfee, Nov. 6, 2016, vs. Indianapolis (67 yards)

#### **Blocked Punt**

BY PACKERS — Jamari Lattimore, Nov. 4, 2013, vs. Chicago (Adam Podlesh, punter)

BY OPPONENT — Bryan Braman, Nov. 16, 2014, vs. Philadelphia (Tim Masthay, punter)

#### **10 Punts, Individual**

BY PACKERS — Jon Ryan, Nov. 19, 2006, vs. New England (10 punts; 459 yards)

BY OPPONENT — Chris Kluwe, Dec. 21, 2006, vs. Minnesota (10 punts; 434 yards)

#### **No Punts**

BY PACKERS — Oct. 26, 2014, at New Orleans

BY OPPONENT — Oct. 26, 2014, at New Orleans

### **OTHER SPECIAL TEAMS**

#### **Kickoff Returned for Touchdown**

BY PACKERS — Randall Cobb, Sept. 8, 2011, vs. New Orleans (108 yards)

BY OPPONENT — Jordan Todman, Nov. 6, 2016, vs. Indianapolis (99 yards)

#### **Punt Returned for Touchdown**

BY PACKERS — Micah Hyde, Dec. 28, 2014, vs. Detroit (55 yards)

BY OPPONENT — Marcus Thigpen, Dec. 14, 2014, at Buffalo (75 yards)

#### **Blocked (Opponent) Field Goal Returned for Touchdown**

BY PACKERS — Willie Buchanon, Dec. 17, 1972, at New Orleans (57 yards)

BY OPPONENT — Shawn Springs, Nov. 1, 1999, vs. Seattle (61 yards)

#### **Blocked Punt Returned for Touchdown**

BY PACKERS — Dezman Moses, Oct. 28, 2012, vs. Jacksonville (0 yards; Bryan Anger, punter)

BY OPPONENT — DeVier Posey, Oct. 14, 2012, at Houston (0 yards; Tim Masthay, punter)

### **Recovered Own Onside Kick Attempt**

BY PACKERS — Damarius Randall, Nov. 15, 2015, vs. Detroit (Mason Crosby, kicker)

BY OPPONENT — Jayron Kearsse, Dec. 24, 2016, vs. Minnesota (Kai Forbath, kicker)

### **OTHER DEFENSE**

#### **Shutout Posted**

BY PACKERS — Oct. 31, 2010, at N.Y. Jets (9-0)

BY OPPONENT — Nov. 19, 2006, vs. New England (35-0)

#### **Fumble Returned for Touchdown**

BY PACKERS — Casey Hayward, Nov. 16, 2014, vs. Philadelphia (49 yards)

BY OPPONENT — Desmond Trufant, Sept. 17, 2017, at Atlanta (15 yards)

#### **Safety Scored**

BY PACKERS — Team, Dec. 28, 2014, vs. Detroit (Matthew Stafford penalized for intentional grounding in end zone)

BY OPPONENT — Malik Jackson, Nov. 1, 2015, at Denver (Richard Rodgers tackled in end zone)

#### **Five Sacks, Individual**

BY PACKERS — Vonnie Holliday, Dec. 22, 2002, vs. Buffalo

BY OPPONENT — Antwan Odom, Sept. 20, 2009, vs. Cincinnati

#### **Four Sacks, Individual**

BY PACKERS — Kabeeer Gbaja-Biamila, Jan. 2, 2005, at Chicago

BY OPPONENT — Chris Clemons, Sept. 24, 2012, at Seattle

#### **Three Sacks, Individual**

BY PACKERS — A.J. Hawk, Oct. 13, 2013, at Baltimore

BY OPPONENT — Dwight Freeney, Dec. 27, 2015, at Arizona

### **MISCELLANEOUS**

#### **No Penalties**

BY PACKERS — Nov. 4, 2013, vs. Chicago

BY OPPONENT — Dec. 14, 1997, at Carolina

#### **Game Without Touchdown**

BY PACKERS — Dec. 12, 2010, at Detroit

BY OPPONENT — Sept. 10, 2017, vs. Seattle

#### **50 Points, Game**

BY PACKERS — 53, Nov. 16, 2014, vs. Philadelphia

BY OPPONENT — 51, Nov. 24, 2008, at New Orleans

#### **40 Points, Game**

BY PACKERS — 43, Dec. 8, 2014, vs. Atlanta

BY OPPONENT — 42, Nov. 20, 2016, at Washington

#### **500 Yards Total Offense**

BY PACKERS — 502, Dec. 8, 2014, vs. Atlanta

BY OPPONENT — 515, Nov. 20, 2016, at Washington

#### **Tie Game**

Green Bay 26, Minnesota 26, Nov. 24, 2013



# GREEN BAY 17, SEATTLE 9

Lambeau Field, Sunday, Sept. 10, 2017. Attendance: 78,381. Time: 3:09. Weather: 71° F, Humidity: 49 percent, Wind: S 1 mph

GAME 1

**GREEN BAY, Wis. (AP) —** Mike Daniels can be a man of few words. The defensive lineman's play on the football field speaks volumes as to how important he has become to the Green Bay Packers.

Daniels' strip-sack of Russell Wilson deep in Seattle territory in the third quarter set up Ty Montgomery's 6-yard touchdown run on the next play to spark the Packers' 17-9 win on Sunday over the Seahawks.

A marquee season opener between two NFC heavyweight teams turned into a defensive slugfest, with Daniels landing the momentum-swinging punch. No talk about double moves or stunts. Daniels said he just flat-out beat guard Luke Joeckel to wreak havoc in the backfield.

Packers QB Aaron Rodgers was 28 of 42 for 311 yards and added a 32-yard touchdown pass to Jordy Nelson to make it an eight-point game late in the third quarter. Rodgers went deep to his favorite receiver on a free play that was extended after Seattle was flagged for having too many men on the field.

But the Green Bay defense fueled the victory.

Seattle managed just three field goals. Wilson was held to 14 of 27 for 158 yards. The Packers held decisive edges in total yardage (370-225) and first downs (26-12). Green Bay held the ball for 39 minutes.

Rodgers' regular-season streak of passes without an interception ended at a career-high 251. The Seahawks' defense, reinforced by the return of safety Earl Thomas, bottled up receivers from making many big plays and put plenty of pressure on Rodgers.

But the Packers started denting Seattle with runs or quick passes to Nelson, Randall Cobb and Montgomery in the second half, chewing up clock in the process.

The Packers again found a way to contain the Seahawks' dual-threat quarterback at Lambeau Field. He was 14 of 27 for 158 yards, and ran for 40 yards on the same field. Wilson threw the interceptions — three of which deflected off the hands of receivers — in a 38-10 loss.

In December on the same field, Wilson threw the interceptions — three of which deflected off the hands of receivers — in a 38-10 loss.

Seattle cornerback Jeremy Lane was ejected after referee John Parry said he threw a punch during a scrum with Packers receiver Davante Adams.

The tussle occurred around the Packers' 30 during a play in which Nazair Jones intercepted Rodgers at 9:26 of the first quarter. It was Rodgers' first interception since Nov. 13, 2016, at Tennessee.

**OFFICIALS** — Referee: John Parry (132); Umpire: Mark Pellis (131); Down Judge: Michael Spanier (90); Line Judge: Jeff Seaman (45); Field Judge: David Maslow (118); Side Judge: Keith Washington (7); Back Judge: Perry Paganelli (46); Replay Official: James Oldham

## STARTING LINEUPS

### Seattle Seahawks

Offense	Defense
WR 89 D.Davlin	LDE 72 M.Bennett
LT 78 R.Locheckel	LDLT 90 J.Freed
C 63 M.Gillett	RT 91 S.Richardson
RG 68 M.Gillett	RDE 56 C.Ahli
RT 76 Gillett	OLB 52 T.Gavin
TE 88 J.Graham	MLB 54 B.Wagner
WR 10 P.Richardson	OLB 50 K.Wright
QB 8 R.Wilson	LCB 25 R.Sherman
RB 38 T.Walden	RCB 20 J.Lane
FB 32 C.Carlson	FS 29 E.Thomas

### Green Bay Packers

Offense	Defense
WR 87 J.Nelson	DE 94 D.Lowry
LT 69 D.Bachari	NT 97 K.Clark
LG 63 C.Linsley	DT 76 M.Daniels
C 63 C.Linsley	LOLB 52 C.Matthews
RG 73 J.Evans	LB 47 J.Ryan
LB 52 T.Gavin	ILB 50 M.Martinez
MLB 54 B.Wagner	ILB 50 M.Perry
OLB 50 K.Wright	ROLB 53 N.Perry
TE 88 J.Graham	ROLB 50 M.Perry
WR 18 R.Cobb	LCB 31 D.House
WR 17 D.Adams	RCB 23 D.Handall
QB 8 R.Wilson	SS 42 M.Burnett
RB 12 A.Rodgers	FB 21 H.Gimton-Dix

**GREEN BAY SUBSTITUTIONS** — K 2 M.Crosby, P 8 J.Vogel, WR 11 T.Davis, CB 20 K.King, FB 22 A.Ripkowski, CB 24 O.Rollins, S 25 M.Evans, S 27 J.Jones, S 29 K.Brue, RB 30 J.Williams, RB 32 J.McGowan, LB 48 J.Thomas, LB 51 K.Fackell, LB 55 A.Brooks, LS 61 B.Goode, G 64 J.McCray, T 78 J.Spriggs, TE 82 R.Rodgers, WR 83 J.Liams, TE 84 L.Kendricks, LB 98 C.Odom, DT 99 R.Jean Francois, **DID NOT PLAY** — CB 7 B.Hundley, **INACTIVES** — CB 28 J.Hawkins, RB 33 A.Jones, CB 41 L.Pipkins, G 62 L.Patrick, T 75 B.Bulaga, DT 90 M.Adams, DT 91 O.Dial.

## FIELD GOALS (made ( ) & missed)

Player	Yards	Result	OT	Total
M.Crosby	10	3	3	4
M.Crosby	0	0	0	0

## GREEN BAY DEFENSIVE STATISTICS (official)

Player	INT	ATT	SKYD	TD	LG	IN	RT
M.Daniels	7	2	3	9	15-12	2	1
O.Rollins	6	3	2	9	0-0	0	0
D.Handall	7	0	0	7	0-0	0	0
M.Perry	3	4	2	7	1-5-11	4	0
M.Burnett	3	2	0	5	0-0	0	0
B.Martinez	3	2	1	5	0-0	0	0
H.Gimton-Dix	4	0	0	4	0-0	0	0
K.Clark	1	3	0	4	0-0	1	0

Player	ATT	NO	YDS	AVG	LG	TD
RUSHING	2	40	20.0	29	0	0
R.Wilson	6	39	6.5	30	0	0
C.Prosise	4	11	2.8	8	0	0
E.Lay	5	3	0.6	0	0	0
D.Baldwin	1	90	-3.0	-3	0	0
Total	28	93	5.0	30	0	0

Player	ATT	NO	YDS	AVG	LG	TD
PASSING	27	14	158	3.23	0	34
R.Wilson	27	14	158	3.23	0	34
Total	27	14	158	3.23	0	34

Player	NO	YDS	AVG	LG	TD
PASS RECEIVING	4	63	15.8	34	0
D.Baldwin	4	39	9.8	28	0
F.Richardson	4	59	14.8	26	0
J.Graham	3	8	2.7	8	0
Carlson	1	10	10.0	10	0
M.Burnett	1	10	10.0	10	0
T.Lockett	1	8	8.0	8	0
Total	14	158	11.3	34	0

Player	NO	YDS	AVG	LG	TD
INTERCEPTIONS	1	24	24.0	24	0
N.Jones	1	24	24.0	24	0
Total	1	24	24.0	24	0

Player	NO	YDS	AVG	LG	TD
PUNTING	6	275	45.8	45.8	0
J.Vogel	6	275	45.8	45.8	0
Total	6	275	45.8	45.8	0

Player	NO	YDS	AVG	FC	LG	TD
PUNT RETURNS	1	7	7.0	4	7	0
T.Lockett	1	7	7.0	4	7	0
Returns	1	7	7.0	4	7	0

Player	NO	YDS	AVG	FC	LG	TD
KICK RETURNS	3	91	30.3	0	43	0
T.Lockett	3	91	30.3	0	43	0
Returns	3	91	30.3	0	43	0

Player	Fum	Lost	Rec	Yds	TD	FF	Rec	Yds	TD	Bs	Out
FUMBLES	1	1	0	0	0	0	0	0	0	0	0
R.Wilson	1	1	0	0	0	0	0	0	0	0	0
Total	1	1	0	0	0	0	0	0	0	0	0

Player	FGs	PATs	Had blocked
TOTAL FIRST DOWNS	12	26	0
By Rushing	8	16	0
By Passing	3	8	0
By Penalty	1	2	0

Player	NO	YDS	AVG	FC	LG	TD
THIRD-DOWN EFFICIENCY	3-12	25%	9-16	56%	0	0
FOURTH-DOWN EFFICIENCY	0-0	0%	0-0	0%	0	0
TOTAL NET YARDS	225	370	74	48	5.0	84

Player	NO	YDS	AVG	FC	LG	TD
NET YARDS RUSHING	90	18	2.0	18	0	0
Total Rushing Plays	18	18	1.0	18	0	0
Average gain per rushing play	4.7	5.0	1.1	1.1	0	0

Player	NO	YDS	AVG	FC	LG	TD
NET YARDS PASSING	135	286	4.2	286	3	0
Times thrown - Yards lost att. to pass	3-23	4-25	3.23	4-25	2	0
Gross yards passing	158	311	2.0	311	0	0

Player	NO	YDS	AVG	FC	LG	TD
PASS ATT.-COMP.-INT.	27-14-0	42-28-1	6.2	42-28-1	6.2	0
Average gain per pass play	4.5	4.5	1.0	4.5	1.0	0
KICKOFFS Number-in EZ-Touchbacks	3-3-3	4-2-1	5-43-8	4-2-1	5-43-8	0
Had Blocked	0	0	0	0	0	0

Player	NO	YDS	AVG	FC	LG	TD
EXTRA POINTS Made-Attempts	0-0	0-0	0.0	0-0	0-0	0
Field Goals Made-Attempts	3-3	3-3	3.3	3-3	3-3	0
GOAL-TO-GO EFFICIENCY	0-1-0%	1-1-100%	0	0	0	0
SAFETIES	9	17	1.9	9	17	0
TIME OF POSSESSION	20:47	39:13	0	20:47	39:13	0

ATLANTA (AP) — Matt Ryan and the Atlanta Falcons picked up where they left off against the Green Bay Packers, building a big halftime lead on the way to a 34-23 victory Sunday night. The remainder of last season's NFC Championship game was essentially a repeat. Ryan threw for 252 yards and a touchdown. Devonta Freeman had a couple of scoring runs, and Desmond Trufant darted to the end zone off an attempted pass by Packers quarterback Aaron Rodgers that was ruled a fumble.

Back in January at the Georgia Dome, Atlanta earned a trip to the Super Bowl by racing to a 31-0 edge early in the third quarter on the way to a 44-21 blowout of the Packers.

In the first regular-season NFL game at \$1.5 billion Mercedes-Benz Stadium — and the first sporting event in which the facility's camera lens-like roof was open — the Falcons put on quite a show to mark the occasion.

They were ahead 24-7 at halftime and 31-7, less than a minute into the third quarter. Ryan threw for 201 yards in the first half, getting Julio Jones involved in the offense. Freeman rushed for 84 yards, and Tevin Coleman chipped in with 42 on the ground plus a touchdown catch. Trufant not only scored a defensive touchdown, he came up with a crucial interception near the end of the first half.

On the opening possession, Ryan guided a nine-play, 86-yard drive that was reminiscent of the league's highest-scoring team a year ago. Jones hauled in two passes for 53 yards and the Falcons didn't get to third down until they were at the Green Bay 1. Freeman powered in from there to make it 7-0.

The Packers (1-1) responded with a 75-yard drive of their own, capped by Ty Montgomery's 1-yard TD run. But it was downhill from there for Rodgers and his offense, which was missing both of its starting tackles and lost receiver Jordy Nelson early on with a quadriceps injury. The Packers lost several more players during the game.

Atlanta led 17-7 after Freeman's second TD run from 2 yards out and Matt Ryan's 51-yard field goal. Then, the game totally got away from Rodgers and the Packers near the end of the first half — one a disputed offensive pass interference that wiped out a 36-yard gain — pushed Green Bay back to its own 3 before Rodgers lofted a pass down the right sideline that was picked off easily by Trufant at the 36.

Ryan hit Mohamed Sanu with a 21-yard pass, setting up a 3-7 yard scoring pass to Coleman with 24 seconds remaining.

On the second play of the second half, Rodgers was hit by 2016 sack leader Vic Beasley Jr., attempting to throw, the ball wobbling out of his hand for what appeared an incomplete pass. But Trufant wisely scooped it up and scored into the end zone for what was ruled a 15-yard touchdown. The Packers finally snatched a bit of life with a couple of fourth-quarter touchdowns, including Rodgers' 300th career scoring pass.

**OFFICIALS** — Referee: Walt Anderson (66); Umpire: Carl Pascaneli (124); Down Judge: Jerod Phillips (6); Line Judge: Byron Boston (18); Field Judge: John Jenkins (117); Side Judge: Laird Hayes (125); Back Judge: Gregory Wilson (119); Replay Official: Billy Smith

**Green Bay Packers**

Offense	Defense
WR 87 J.Nelson	NT 97 K.Dark
WR 68 K.Murphy	DT 76 M.Daniels
LG 65 L.Taylor	LOLB 52 C.Mattews
C 63 C.Linsley	ILB 40 M.Burnett
RG 73 J.Eans	ILB 50 B.Mattreuz
RT 64 J.McCray	ROLB 53 N.Perry
TE 80 M.Bennett	LCB 31 D.House
WR 18 R.Cobb	RCB 23 D.Handall
WR 17 D.Adams	CB 24 O.Hollins
CB 12 A.Rodgers	SS 29 K.Brice
RB 88 T.Montgomery	FS 21 H.Chilton-Dix

**Atlanta Falcons**

Offense	Defense
WR 11 J.L.Jones	CB 34 B.Poole
WR 70 J.Matthews	DT 92 D.Pope
LG 67 A.Levitre	DT 97 G.Garratt
C 51 A.Mack	DE 99 A.Clayton
RG 71 W.Schweitzer	LB 44 V.Besley
ROLB 73 R.Schraeder	LB 45 D.Jones
RT 81 R.Hopner	LB 59 D.Campbell
TE 79 A.Hooper	LB 23 R.Alford
WR 12 M.Sanu	CB 23 R.Alford
WR 24 W.Ryan	CB 31 D.Trufant
CB 29 D.Freeman	S 27 R.Rallen
WR 18 T.Gabriel	S 22 K.Meal

**GREEN BAY SUBSTITUTIONS** — K 2 M.Crosby, P 8 J.Vogel, WR 11 T.Davis, CB 20 K.King, RB 22 A.Ripkowski, S 22 M.Eans, S 27 J.Jones, CB 28 J.Hawkins, RB 30 J.Williams, RB 33 A.Jones, LB 47 J.Franklin, LB 51 K.Fackrell, LS 61 B.Goodie, G 62 J.Patrick, WR 81 G.Allison, TE 82 R.Rodgers, WR 83 J.James, TE 84 K.Kendricks, DT 91 Q.Dial, DE 94 D.Lowmy, **DID NOT PLAY** — CB 7 B.Hindley, G 77 A.Pantley, LB 98 C.Odom, **INACTIVES** — RB 32 D.Mays, CB 41 L.Pipkins, LB 55 A.Brooks, TE 69 D.Barkhart, TE 75 B.Buruga, TE 78 J.Springs, DT 90 M.Adams.

**FIELD GOALS (Made ( ) & missed)**

Player	Yds	Attempted	Made	Missed
M.Crosby	(28)	M.Bryant	2	3
Green Bay Packers	1/7	7	3	4
Atlanta Falcons	7/7	17	10	7

**GREEN BAY DEFENSIVE STATISTICS (official)**

Player	Att	Def	Int	Forced	Def	Int	Def	Def	Def
H.Chilton-Dix	5	1	0	0	0	0	0	0	0
B.Mattreuz	5	0	2	0	0	0	0	0	0
C.Matthews	5	0	3	0	0	0	0	0	0
J.Ryan	5	0	0	0	0	0	0	0	2
K.Brice	4	0	0	0	0	0	0	0	0
M.Burnett	4	0	0	0	0	0	0	0	0
N.Perry	3	1	0	0	0	0	0	0	0
Q.Dial	3	0	1	0	0	0	0	0	0
D.House	3	0	0	0	0	0	0	0	0
Total	30	0	3	0	0	0	0	0	2

Green Bay Packers		Atlanta Falcons	
RUSHING	PASSING	RUSHING	PASSING
Montgomery	50	D.Freeman	28
R.Cobb	33	T.Coleman	19
A.Jones	33	M.Ryan	19
J.Williams	33	T.Gabriel	27
Williams	33	Total	141
A.Ripkowski	33	Total	141
Total	343	Total	252
Avg	3.43	Avg	13.3
Yds per attempt	3.65	Yds per attempt	13.3
TD	2	TD	3
INT	0	INT	1
LG	33	LG	34
RT	1	RT	1
Yds per carry	3.65	Yds per carry	13.3
TD per attempt	0.06	TD per attempt	0.04
INT per attempt	0.00	INT per attempt	0.04
LG per attempt	0.15	LG per attempt	0.15
RT per attempt	0.00	RT per attempt	0.04
Yds per attempt	3.65	Yds per attempt	13.3
TD per attempt	0.06	TD per attempt	0.04
INT per attempt	0.00	INT per attempt	0.04
LG per attempt	0.15	LG per attempt	0.15
RT per attempt	0.00	RT per attempt	0.04

Player	Yds	Att	Int	TD
J.Vogel	3	3	1	1
A.Ripkowski	3	3	1	1
Total	119	39.7	39.7	2
Total	119	39.7	39.7	2
Avg	3.0	3.0	0.0	0.0
Yds per attempt	3.0	3.0	0.0	0.0
TD per attempt	0.05	0.05	0.0	0.0
INT per attempt	0.00	0.00	0.0	0.0
LG per attempt	0.20	0.20	0.0	0.0
RT per attempt	0.00	0.00	0.0	0.0

Player	Yds	Att	Int	TD
T.Davis	7	0	0	0
D.Lowmy	0	1	0	0
A.Levitre	0	0	0	0
Total	7	1	0	0
Total	7	1	0	0
Avg	7.0	1.0	0.0	0.0
Yds per attempt	7.0	1.0	0.0	0.0
TD per attempt	0.00	0.00	0.0	0.0
INT per attempt	0.00	0.00	0.0	0.0
LG per attempt	0.00	0.00	0.0	0.0
RT per attempt	0.00	0.00	0.0	0.0

GREEN BAY, Wis. (AP) — Aaron Rodgers burned another defense deep with a free play. The Cincinnati Bengals found their offense and a new way to lose.

Mason Crosby kicked a 27-yard field goal with 6:26 left in overtime set up by Rodgers' 72-yard pass to Geronnimo Allison, and the Green Bay Packers rallied to beat Cincinnati, 27-24, on Sunday. Crosby's kick completed the Packers' comeback from a 21-7 halftime deficit.

On third-and-10 from the Packers 21, Rodgers took advantage of yet another free play after defensive end Michael Johnson was whistled for offense. Officials let the play continue and the two-time NFL MVP found Allison on about a 40-yard run before the receiver beat a couple defenders for more yards.

Crosby, a veteran kicker, finished it off for the Packers (2-1). The winless Bengals (0-3) won the loss in overtime but went three-and-out on their opening drive. It was so loud at Lambeau Field that they had to call timeout before their first overtime snap. Rodgers thrived under the pressure.

He connected with Jordy Nelson for a 3-yard touchdown pass with 17 seconds left in regulation to tie the game at 24. Bengals cornerback Dre Kirkpatrick narrowly missed blocking away the bullet thrown by the quarterback into the front right corner of the end zone.

Rodgers finished 28 of 42 for 313 yards with three touchdowns and one interception. Allison had six catches for 122 yards. The Packers flipped the script after the Bengals controlled the first half.

A.J. Green caught a 10-yard scoring pass on the game's opening drive for Cincinnati's first touchdown after two frustrating weeks for the offense. Bill Lazor made his debut as offensive coordinator for the fired Ken Zampese.

Andy Dalton was 21 of 27 for 212 yards and two scores. The Bengals were desperate to avoid their first 0-3 start since 2008. But they couldn't finish the Packers off in the second half.

Green Bay's defense generated a little more pressure on Dalton in the second half, and rookie safety Josh Jones gave the injury-riddled defense a boost with two sacks and 12 tackles.

Rodgers shook off his early struggles to guide the Packers to another win. He was sacked six times, mostly against just the Bengals' four-man rush, though the protection shored up after halftime.

Rodgers threw just his second career pick-six — and his first at home — when William Jackson returned an interception 75 yards for a touchdown for a 21-7 lead early in the second quarter.

**OFFICIALS** — Referee: Gene Steratore (114); Umpire: Roy Ellison (81); Down Judge: David Oliver (24); Line Judge: Gary Arthur (108); Field Judge: Mike Weatherford (116); Side Judge: Adrian Hill (29); Back Judge: Dino Paganelli (105); Replay Official: Paul Weidner

**STARTING LINEUPS**

Table with columns for Cincinnati Bengals and Green Bay Packers, listing players by position (Offense, Defense) and jersey numbers.

**GREEN BAY SUBSTITUTIONS** — K 2 M.Crosby, P 8 J.Vogel, WR 11 T.Davis, FB 22 A.Ripkowski, CB 24 Q.Rollins, CB 28 J.Hawkins, RB 30 J.Williams, RB 32 D.Mays, RB 33 A.Jones, CB 41 L.Phipkins, LB 48 J.Thomas, LB 51 K.Fackrell, LS 61 B.Goode, G 62 L.Pattick, G 64 J.McCray, WR 81 G.Allison, TE 82 R.Rodgers, WR 83 J.Janis, DT 91 O.Dial, LB 98 C.Odom, DT 99 R.Jean Francois, DID NOT PLAY — CB 7 B.Hundley, G/T 77 A.Pankey, INACTIVES — WR 18 R.Cobb, S 29 K.Brice, CB 31 D.House, LB 47 J.Ryan, LB 53 N.Perry, T 69 D.Bakhtiari, DT 76 M.Daniels.

**FIELD GOALS (made ( ) & missed)**  
M.Crosby (29) (27)  
J.Vogel (48) (46)

Table with columns: Qtr, Time, Play Description (Extra Point, Drive Info), Sck, QB, FF, ER, Int, PD, Yds, TD, Total Yds, TDs.

**GREEN BAY DEFENSIVE STATISTICS (press box)**

Summary table for Green Bay Defensive Statistics with columns: Int, A, TFL, TT, Sck, QB, FF, ER, Int, PD, Yds, TD, Total Yds, TDs.

RUSHING: Cincinnati Bengals (J.Williams, G.Mixon, J.Hill, A.Dalton) vs Green Bay Packers (T.Montgomery, A.Rodgers, J.Williams)

PASSING: Cincinnati Bengals (A.Green, J.Kirklin, T.Boyd, J.Hill, J.Randall) vs Green Bay Packers (G.Johnson, D.Adams, M.Bennett, L.Kerndricks)

PASS RECEIVING: Cincinnati Bengals (A.Green, J.Kirklin, T.Boyd, J.Hill, J.Randall) vs Green Bay Packers (G.Johnson, D.Adams, M.Bennett, L.Kerndricks)

INTERCEPTIONS: Cincinnati Bengals (W.Jackson) vs Green Bay Packers (None)

PUNTING: Cincinnati Bengals (K.Huber) vs Green Bay Packers (J.Vogel)

PUNT RETURNS: Cincinnati Bengals (A.Jackson) vs Green Bay Packers (T.Davis)

KICK RETURNS: Cincinnati Bengals (A.Erickson) vs Green Bay Packers (None)

FUMBLES: Cincinnati Bengals (W.Jackson) vs Green Bay Packers (None)

TOTAL FIRST DOWNS, NET YARDS PASSING, NET YARDS RUSHING, TOTAL NET YARDS, NET YARDS RUSHING, FGS - PATS had blocked, TOTAL RETURN YARDS, RED-ZONE EFFICIENCY, GOAL-TO-GO EFFICIENCY, SAFTIES, TIME OF POSSESSION.



# 2017 UPDATED BIOGRAPHIES

THROUGH WEEK 3

## **17 Davante Adams, WR, 4th Year, Fresno State**

- Posted career highs for receptions (75), receiving yards (997) and receiving TDs (12) last season, finishing tied for No. 2 in the NFL in TD catches behind teammate Jordy Nelson (14).
- Registered at least one TD catch in nine games last season, tied for No. 2 in the league behind Nelson (11), and recorded a career-high four 100-yard receiving games and a career-best 10 catches of 25-plus yards.
- Had 13 catches in Week 7 vs. Chicago and 12 receptions in Week 8 at Atlanta last season, becoming the first player in team history to register 12-plus catches in back-to-back games.
- Posted 163 receptions from 2014-16, the fourth most in franchise history by a player in his first three NFL seasons behind WRs Sterling Sharpe (212), Greg Jennings (178) and James Lofton (171).

**2017 SEASON:** Has started all three games and leads the team with 206 receiving yards and a TD on 14 catches (14.7 avg.)...Ranks No. 16 in the NFL in receiving yards.

►**Vs. Seattle (Sept. 10):** Started and played 67 snaps, finishing with three receptions for 47 yards (15.7 avg.), with all three of his receptions picking up first downs...Late in the second quarter, came across the field to make a 21-yard reception near the sideline in front of S Kam Chancellor at the Seattle 46 to convert a third-and-17.

►**At Atlanta (Sept. 17):** Started and played 71 of 76 snaps, pacing the team with eight catches for a team-high 99 yards (12.4 avg.) and a TD... Five of his eight receptions went for first downs...Early in the fourth quarter, beat CB Robert Alford down the left sideline for a 33-yard TD grab on fourth-and-7, clipping the pylon with his left foot as he kept both feet in bounds for the score...Later in the quarter, beat CB C.J. Goodwin on a slant for a 17-yard pickup to the Atlanta 1, setting up Rodgers' 1-yard TD pass to RB Ty Montgomery on the next play.

►**Vs. Cincinnati (Sept. 24):** Started and played 67 of 70 snaps, finishing with three receptions for 60 yards (20.0 avg.)...Early in the second quarter, got past CB William Jackson to make a catch near the sideline on a flea-flicker, eluding a tackle attempt by Jackson as he took it down the field for a 41-yard gain to the Cincinnati 34.

## **90 Montravius Adams, DT, Rookie, Auburn**

- Earned first-team All-Southeastern Conference honors from *The Associated Press* as a senior in 2016 after recording 44 tackles (26 solo), 8½ tackles for a loss, 4½ sacks, a forced fumble, two fumble recoveries (one for a TD) and an interception.
- Was named second-team All-America by *AP*, the American Football Coaches Association and CBS Sports in 2016. Also was a semifinalist for the Rotary Lombardi Award.
- Earned third-team All-SEC honors from *AP* as a junior in 2015 after posting 44 tackles (16 solo), three tackles for a loss, two sacks and two forced fumbles.

**2017 SEASON:** Has played in one game, seeing limited action on defense.

►**Vs. Seattle (Sept. 10):** Inactive (foot).

►**At Atlanta (Sept. 17):** Inactive (foot).

►**Vs. Cincinnati (Sept. 24):** Made his NFL debut, appearing on four plays on defense.

## **81 Geronimo Allison, WR, 2nd Year, Illinois**

- Played in 10 games with two starts as a rookie in 2016, posting 12 catches for 202 yards (16.8 avg.) and two TDs.
- Started as the third WR in Weeks 16-17 last season and registered eight receptions for 157 yards (19.6 avg.) and a TD in those two games, with all eight of his catches going for first downs.

**2017 SEASON:** Has played in two games and has nine receptions for 146 yards (16.2 avg.).

►**Vs. Seattle (Sept. 10):** Was on reserve/suspended.

►**At Atlanta (Sept. 17):** Saw significant time in his season debut, appearing on 61 of 76 plays and posting three catches for 24 yards (8.0 avg.)...All three of his receptions went for first downs, giving him 11 consecutive catches resulting in first downs dating back to last season.

►**Vs. Cincinnati (Sept. 24):** Led the team with a career-high 122 receiving yards on six catches (20.3 avg.), highlighted by his career-long 72-yard grab in overtime that set up K Mason Crosby's game-winning 27-yard FG...On Green Bay's opening drive of OT, got past CB Adam Jones down the sideline on third down, making the catch from Rodgers near the Cincinnati 45 and then making S George Iloka miss on a tackle attempt as he zig-zagged down the sideline to elude Jones for a 72-yard gain to the Cincinnati 7.

## **69 David Bakhtiari, T, 5th Year, Colorado**

• Was selected to his first career Pro Bowl in 2016, having initially been named a first alternate before being selected as an injury replacement for Eagles T Jason Peters.

• Earned second-team All-Pro honors from *The Associated Press* last season, the first Green Bay tackle to receive All-Pro recognition from *AP* since Forrest Gregg (first-team selection) in 1967.

• Started all 62 games he played in at left tackle for the Packers in his first four seasons in the league, the most on Green Bay's offensive line over that span (2013-16).

• In 2013, became the first rookie to start every game at LT for Green Bay since the league went to a 16-game schedule in 1978.

**2017 SEASON:** Has started at LT in the one game he appeared in.

►**Vs. Seattle (Sept. 10):** Started at LT and played all 82 snaps, helping the offense rack up 26 first downs, the top mark by the Packers in a season opener since 2002 (29 vs. Atlanta), and a 39:13 time of possession, the best mark by Green Bay since Week 7 last season vs. Chicago (39:36)... Helped protect QB Aaron Rodgers as he threw for 311 yards and a TD on 28-of-42 passing.

►**At Atlanta (Sept. 17):** Inactive due to a hamstring injury he sustained in the fourth quarter vs. Seattle in Week 1.

►**Vs. Cincinnati (Sept. 24):** Inactive (hamstring).

## **80 Martellus Bennett, TE, 10th Year, Texas A&M**

• Has posted 50-plus receptions in each of the last five seasons (2012-16), one of only three tight ends in the league (Greg Olsen, Jason Witten) to do so over that span.

• Among tight ends, ranks No. 4 in the NFL in catches (329), No. 6 in receiving yards (3,543) and tied for No. 7 in TD catches (26) since 2012.

• Has played in all 16 games in four of the last five seasons and in six of his nine seasons in the league.

• Posted a career-high three 100-yard receiving games last season with the Patriots, tied for No. 2 in the NFL among TEs, and a career-best seven TD catches, tied for No. 3 in the league among TEs.

• Registered a career-high 90 receptions with the Chicago Bears in 2014, the most among NFL tight ends that season, on his way to earning Pro Bowl recognition. The reception total set a single-season franchise record for TEs and his yardage total ranks No. 2 among TEs in team history.

**2017 SEASON:** Has started all three games and has 11 receptions for 102 yards (9.3 avg.).

►**Vs. Seattle (Sept. 10):** Started and played 67 snaps, posting three receptions for 43 yards (14.3 avg.), highlighted by his 26-yard grab late in the fourth quarter that clinched the victory...Caught a pass in the flat from QB Aaron Rodgers and took it down the sideline to the Seattle 24 for a first down, staying in bounds as the clock wound down to the two-minute warning with the Seahawks out of timeouts.

►**At Atlanta (Sept. 17):** Started and played 62 of 76 snaps, posting five receptions for 47 yards (9.4 avg.), with all of his catches coming in the second half.

►**Vs. Cincinnati (Sept. 24):** Started and played 67 of 70 snaps, recording three catches for 12 yards (4.0 avg.), including a 6-yard grab that picked up a first down on Green Bay's final drive of regulation that tied the game at 24.

### **29 Kentrell Brice, S, 2nd Year, Louisiana Tech**

- Was one of five rookie free agents to make Green Bay's Week 1 roster and joined S Marwin Evans as the only rookie free agents to play in all 16 regular-season games and three postseason contests for the Packers in 2016.

- Appeared in all 16 games with one start in 2016, recording 15 tackles (all solo), a pass defended and a fumble recovery.

- Ranked No. 4 on the team with eight special teams tackles during the regular season and No. 3 on the team with three tackles on special teams in the playoffs.

**2017 SEASON:** Has played in two games with one start and has registered six tackles (all solo), a pass defended and a QB pressure.

►**Vs. Seattle (Sept. 10):** Appeared on 47 of 49 plays on defense, posting two tackles (both solo), a pass defended and a QB pressure...Helped limit QB Russell Wilson to a 69.7 passer rating as he completed just 14 of 27 passes for 158 yards with no TDs...Also played 15 snaps on special teams and posted a tackle.

►**At Atlanta (Sept. 17):** Started at SS with S Morgan Burnett opening the game at ILB, but was limited to just 21 snaps after sustaining a groin injury in the second quarter...Posted four tackles (all solo).

►**Vs. Cincinnati (Sept. 24):** Inactive (groin).

### **55 Ahmad Brooks, LB, 11th Year, Virginia**

- Was one of only five players in the NFL to register five-plus sacks each of the last eight seasons (2009-16). Was selected to the Pro Bowl in 2013 and was twice named second-team All-Pro by *The Associated Press* (2012-13).

- Registered 51.5 sacks as a member of the 49ers (2008-16), the second most by a linebacker in franchise history behind only Charles Haley (66.5).

- Played in 133 regular-season games with 99 starts from 2006-16, registering 493 tackles (345 solo), 53.5 sacks, 12 forced fumbles, three fumble recoveries, 30 passes defended and three interceptions, one of which he returned for a touchdown.

- Originally entered the NFL with Cincinnati after being selected in the third round of the 2006 NFL Supplemental Draft by the Bengals.

**2017 SEASON:** Has played in two games with one start and has registered two tackles (both solo), a sack and two QB hits.

►**Vs. Seattle (Sept. 10):** Appeared on six snaps on defense and one on special teams before sustaining a concussion in the second quarter that would sideline him for the remainder of the game.

►**At Atlanta (Sept. 17):** Inactive (concussion).

►**Vs. Cincinnati (Sept. 24):** Started at LOLB with LB Nick Perry sidelined (hand)...Midway through the third quarter, blew by T Jake Fisher to bring down QB Andy Dalton for a 7-yard loss on third down, his first sack in a Green Bay uniform...Early in the fourth quarter, chased down Dalton and forced an intentional-grounding penalty on third down...Finished with two tackles (both solo) and two QB hits.

### **75 Bryan Bulaga, T, 8th Year, Iowa**

- Started a career-high 16 games at RT last season and helped the offense rank in the top 10 in the NFL in several categories, including points per game (No. 4, 27.0), yards per game (No. 8, 368.8) and first downs (No. 7, 349).

- Opened all 12 games he appeared in at RT in 2015, blocking for RBs Eddie Lacy (758) and James Starks (601), the first Green Bay duo since 1985 to both rush for 600-plus yards in the same season.

- Started 15 contests in 2014, helping the offense rank No. 1 in the league in scoring (30.4 ppg) and No. 9 in the NFL in sacks allowed with 30, the fewest given up by Green Bay in a season since '07.

- Opened the final 12 games of 2010 and the entire postseason at RT after taking over for injured veteran Mark Tauscher (shoulder), the most regular-season starts by a Packers rookie tackle since Tauscher's 14 in 2000, and was named to the *Pro Football Weekly*/PFWA All-Rookie team.

**2017 SEASON:** Has started at RT in the one game he has appeared in.

►**Vs. Seattle (Sept. 10):** Inactive (ankle).

►**At Atlanta (Sept. 17):** Inactive (ankle).

►**Vs. Cincinnati (Sept. 24):** Started and played 47 snaps before reinjuring his ankle and leaving the game in the fourth quarter...Protected

Rodgers as he posted his franchise-record fifth consecutive 300-yard passing game with 313 yards and three TDs with one INT on 28-of-42 passing for a 102.6 passer rating.

### **42 Morgan Burnett, S, 8th Year, Georgia Tech**

- Has started 100 games (including playoffs) since the start of 2011.

- Has recorded 90-plus tackles in five of the past six seasons, falling short of that mark in 2015 when he missed five games due to a calf injury.

- Set a career high with three sacks in 2016 (No. 2 in the NFL among safeties, Giants S Landon Collins, four). Ranks No. 3 among Green Bay safeties (since 1982) in career sacks (7.5), according to STATS, trailing LeRoy Butler (20.5) and Mark Murphy (11.0).

- Recorded his fourth straight 100-tackle season in 2014 with a team-high 125 tackles (99 solo). Was the only Packer to surpass 100 tackles each season from 2011-14.

**2017 SEASON:** Has started all three games, opening one at SS, one at inside LB and one at slot corner, and has posted 14 tackles (10 solo) and four passes defended (No. 1 on the team).

►**Vs. Seattle (Sept. 10):** Started at SS and played all 49 snaps, seeing significant time at ILB, and recorded five tackles (three solo) and three passes defended, matching his career high (four previous times)...With the Packers leading, 17-6, in the fourth quarter, got his right hand in to deflect QB Russell Wilson's pass over the middle intended for TE Jimmy Graham on third down, forcing Seattle to settle for a FG...Helped limit Wilson to a 69.7 passer rating as he completed just 14 of 27 passes for 158 yards with no TDs.

►**At Atlanta (Sept. 17):** Started at ILB with the defense opening in its "Nitro" package, and was one of two players (S Ha Ha Clinton-Dix) to play all 58 snaps...Registered four tackles (all solo) and a pass defended...Late in the first half, got his right hand in to break up a QB Matt Ryan pass intended for WR Julio Jones near the marker on third-and-9, forcing the Falcons to punt.

►**Vs. Cincinnati (Sept. 24):** Started as the slot CB and played all 61 snaps, finishing with five tackles (three solo), including a tackle for a loss... On a third-and-1 late in the fourth quarter with the Bengals leading, 21-17, tackled QB Andy Dalton for a 1-yard loss after RB Joe Mixon slipped in the backfield, forcing the Bengals to settle for a FG and keep the Packers within one score.

### **97 Kenny Clark, DT, 2nd Year, UCLA**

- Played in all 16 games with two starts as a rookie in 2016 and registered 33 tackles (14 solo), two tackles for a loss, four QB pressures, three QB hits, two fumble recoveries and two passes defended.

- Became the youngest player to appear in a season opener for the Packers since Arnie Herber (20 years old) in 1930.

- Appeared in all three postseason contests and recorded nine tackles (five solo), including a tackle for a loss, a team-high five QB pressures and a QB hit.

**2017 SEASON:** Has started all three games and has posted 12 tackles (seven solo), a tackle for a loss, a QB hit, a pressure and a pass defended... Leads the Green Bay defensive line in tackles.

►**Vs. Seattle (Sept. 10):** Started and played 37 snaps, recording four tackles (one solo), a QB hit and a pass defended...On Seattle's second series, got his left hand up to bat down a QB Russell Wilson pass on third down to force a three-and-out.

►**At Atlanta (Sept. 17):** Started and played 47 of 58 snaps, finishing with three tackles (two solo) and a QB pressure.

►**Vs. Cincinnati (Sept. 24):** Started and appeared on 43 of 61 snaps, finishing with five tackles (four solo), including a tackle for a loss...Early in the third quarter, fought off a block from T Cedric Ogbuehi to bring down RB Joe Mixon for a 1-yard loss on a run.

### **21 Ha Ha Clinton-Dix, S, 4th Year, Alabama**

- Was named to his first career Pro Bowl and earned second-team All-Pro recognition from *The Associated Press* and All-NFC honors from the PFWA in 2016 after leading the team with a career-high five interceptions (tied for No. 5 in the NFL and No. 2 among safeties).

- Set a career high with a team-leading 117 tackles (97 solo) in 2015. Also

recorded a career-best three sacks, the most by a Green Bay safety in a season since Mark Roman had 3½ in 2004.

- Played in all 16 games in 2014, starting the final 10 (nine at FS, one at SS). It was the most starts by a Green Bay rookie safety since Nick Collins opened all 16 in 2005.

- Ranked No. 2 on the team in tackles with 95 (73 solo) and was named to the PFWA's All-Rookie team.

**2017 SEASON:** Has started all three games and has recorded 13 tackles (11 solo) and a pass defended.

►**Vs. Seattle (Sept. 10):** Started at FS and played all 49 snaps, finishing with four tackles (all solo) and a pass defended...Drilled WR Amara Darboh near the pylon to break up a pass from QB Russell Wilson midway through the fourth quarter...Helped limit Wilson to a 69.7 passer rating as he completed just 14 of 27 passes for 158 yards with no TDs.

►**At Atlanta (Sept. 17):** Started at FS and played all 58 snaps, joining S Morgan Burnett as the only players on Green Bay's defense to do so... Posted a team-high six tackles (five solo).

►**Vs. Cincinnati (Sept. 24):** Started at FS and appeared on all 61 snaps, recording three tackles (two solo).

### **18 Randall Cobb, WR, 7th Year, Kentucky**

- Caught 230 passes for 2,726 yards (11.9 avg.) and 22 TDs over the past three seasons (2014-16), one of only seven players in the NFL with 225-plus receptions, 2,500-plus receiving yards and 22-plus TD catches since 2014.

- Ranks No. 9 in franchise history in receptions (381), No. 13 in receiving yards (4,633) and tied for No. 13 in TD catches (35).

- Started all 16 games in 2014 and posted career highs in catches (91), receiving yards (1,287) and receiving TDs (12) on the way to earning his first career Pro Bowl selection (injury replacement for WR Dez Bryant).

- Set a franchise single-season record with a league-high 2,342 combined net yards in 2012, topping the previous team mark of 2,250 yards by RB Ahman Green in 2003.

- With 954 receiving yards and 964 kickoff return yards in 2012, is the only player in NFL history to post 900-plus yards in each category in the same season.

**2017 SEASON:** Has started both games he has appeared in and has 15 receptions for 145 yards (9.7 avg.)...Also has one carry for 10 yards.

►**Vs. Seattle (Sept. 10):** Started and played 63 snaps, leading the offense with nine receptions for 85 yards (9.4 avg.)...Posted a 29-yard reception in the first quarter on a third-and-2, coming out of the slot and across the field to make the short catch and take it to the Seattle 32.

►**At Atlanta (Sept. 17):** Started and played 54 snaps, departing the game in the fourth quarter due to a shoulder injury...Posted six receptions for 60 yards (10.0 avg.), including an 18-yard grab early in the third quarter when he caught a quick pass in the flat and made CB Brian Poole and LB Deion Jones miss as he picked up extra yardage...Added a 10-yard run on Green Bay's opening series, picking up a third-and-4 on an end-around to keep the TD drive alive.

►**Vs. Cincinnati (Sept. 24):** Inactive (chest).

### **2 Mason Crosby, K, 11th Year, Colorado**

- With 1,286 career points, ranks No. 1 on the all-time franchise scoring list, having surpassed K Ryan Longwell (1,054) in 2015 in Week 2.

- Has registered a franchise-record 10 straight 100-point seasons, one of only three players in NFL history to register 100-plus points in 10 or more consecutive seasons (Jason Elam, 16, 1993-2008; Adam Vinatieri, 13, 1996-2008).

- Ranks No. 2 in NFL history for the most points by a player in his first 10 seasons (1,267, 2007-16), trailing only Patriots K Stephen Gostkowski (1,330, 2006-2015).

- Is the all-time franchise leader in field goals (266), 50-yard field goals (28) and extra points (488).

- Has kicked the seven longest field goals in franchise history (58-yarder in 2011, two 57-yarders in 2013, 56-yarders in 2010, 2011 and 2015, 55-yarder in 2014).

- Has not missed a game in his career, playing in 163 straight contests in the regular season, the fifth-longest streak in franchise history.

- Set a franchise record with 23 consecutive field goals made (2010-11), topping Chris Jacke's mark of 17 straight in 1993.

**2017 SEASON:** Has made all four of his field-goal attempts and all seven of his extra points...Has posted nine touchbacks on kickoffs.

►**Vs. Seattle (Sept. 10):** Connected on his lone FG attempt of the day, a 40-yarder midway through the fourth quarter that gave the Packers a two-score lead (17-6).

►**At Atlanta (Sept. 17):** Drilled a 28-yard FG in the third quarter and made both of his extra-point attempts...Posted three touchbacks on five kickoffs.

►**Vs. Cincinnati (Sept. 24):** Connected on a game-winning 27-yard FG with 6:22 remaining in overtime, his second game-winning kick in his last six regular-season games (Week 15 at Chicago, 2016)...Also made a 28-yarder early in the fourth quarter and posted a season-high five touchbacks on kickoffs.

### **76 Mike Daniels, DT, 6th Year, Iowa**

- Named an alternate for the Pro Bowl for the second consecutive season in 2016. Led the defensive line with four sacks, finished No. 3 on the team with 14 QB hits and was tied for No. 2 on the team in both pressures (14) and tackles for a loss (nine).

- Has started every regular season and postseason game for Green Bay since the start of the 2014 season. Played the most defensive snaps among Packers defensive linemen in each of the past three seasons (2014-16).

- According to STATS, his 23.5 career sacks rank No. 3 (since 1982) among Green Bay defensive tackles (Cullen Jenkins, 29/Santana Dotson, 26).

- According to STATS, he is one of four NFL defensive tackles (Gerald McCoy, Jurrell Casey, Ndamukong Suh) to register four-plus sacks in each of the last four seasons (2013-16).

**2017 SEASON:** Has started both games he has appeared in and has registered nine tackles (seven solo), 1.5 sacks, a forced fumble, two QB hits and two QB pressures.

►**Vs. Seattle (Sept. 10):** Started and played 38 snaps, tying for the team lead with nine tackles (seven solo), three tackles for a loss, 1.5 sacks, a forced fumble, two QB pressures and two QB hits...Midway through the second quarter, tossed aside C Justin Britt on third down to get to QB Russell Wilson as he put a hit on him and hurried his deep throw to WR Tyler Lockett that went incomplete as the Seahawks were forced to punt... Beat G Mark Glowinski on Seattle's opening play of the second half as he teamed with LB Nick Perry to sack Wilson for a 10-yard loss...Two plays later, shed a block from G Luke Joeckel and sacked Wilson again, punching the ball out with his left hand as LB Kyler Fackrell recovered the fumble at the Seattle 6, a turnover that resulted in a RB Ty Montgomery TD run on the next play...Midway through the third quarter, brought down RB Eddie Lacy for a 3-yard loss on a first-down run...On third-and-goal at the Green Bay 3 late in the third quarter, pressured Wilson to force an overthrow in the back of the end zone on a pass intended for TE Jimmy Graham, forcing Seattle to settle for a FG.

►**At Atlanta (Sept. 17):** Started, but sustained a hamstring injury on the opening drive that would sideline him for the remainder of the evening... Was limited to just seven snaps.

►**Vs. Cincinnati (Sept. 24):** Inactive (hip), the first game he had missed in his career due to injury, snapping a streak of 77 consecutive regular-season games played.

### **11 Trevor Davis, WR, 2nd Year, California**

- Played in 11 games as a rookie in 2016, seeing time on offense and special teams. Had three catches for 24 yards (8.0 avg.) and a TD, nine punt returns for 115 yards (12.8 avg.), and three kickoff returns for 64 yards (21.3 avg.).

- Caught three passes for 24 yards (8.0 avg.) and a TD and posted a 55-yard punt return last season at Atlanta in Week 8, the longest punt return by a Packer since DB Micah Hyde's 55-yarder for a TD vs. Detroit on Dec. 28, 2014.

**2017 SEASON:** Has played in all three games and has returned seven punts for 70 yards (10.0 avg.) with five fair catches...Also has a 9-yard reception.

►**Vs. Seattle (Sept. 10):** Returned two punts for 0 yards with one fair catch and also saw limited action (six snaps) on offense.

►**At Atlanta (Sept. 17):** Posted a 9-yard catch and had three fair catches as the punt returner.

►**Vs. Cincinnati (Sept. 24):** Returned five punts for 70 yards (14.0 avg.), including a 33-yard return in the first quarter out to the Green Bay 40.

### **91 Quinton Dial, DT, 5th Year, Alabama**

• Played in 46 games with 32 starts over four seasons with the San Francisco 49ers (2013-16), recording 175 tackles (108 solo), 4.5 sacks and four passes defended.

• After appearing mostly in a reserve role in his first two seasons in the league, started 26 of 29 games played in 2015-16.

**2017 SEASON:** Has played in two games and has posted four tackles (all solo), including a tackle for a loss, and a QB pressure.

►**Vs. Seattle (Sept. 10):** Inactive (healthy scratch).

►**At Atlanta (Sept. 17):** Made his Green Bay debut, appearing on 33 snaps and posting three tackles (all solo) and a QB pressure...Saw increased time with DT Mike Daniels (hamstring) exiting the game on the first series...Early in the second quarter, shed a block from G Wes Schweitzer on his way to bringing down RB Tevin Coleman for a 2-yard loss.

►**Vs. Cincinnati (Sept. 24):** Appeared on 18 plays on defense and posted one tackle (solo)...Also saw 10 snaps on special teams.

### **73 Jahri Evans, G, 12th Year, Bloomsburg**

• Has been selected to six Pro Bowls (2009-14) and has been named first-team All-Pro by *The Associated Press* four times (2009-12) during his career. Is tied with Ravens G Marshal Yanda for the most Pro Bowl appearances by an NFL guard since '09.

• Has started all 172 games he has played in since entering the league in 2006, the most games played by an active NFL offensive lineman over that span.

• Helped the Saints finish in the top six in the league in total offense in all 11 of his seasons in New Orleans (2006-16), including six No. 1 rankings (2006, 2008-09, 2011, 2014, 2016).

• Has started all 16 contests in nine of his 11 seasons in the league, missing just seven career games due to injury.

**2017 SEASON:** Has started all three games at RG...Has helped the offense rank No. 2 in passing yards per game (291.3) and first downs (72) and tied for No. 3 in third-down conversions (48.8 percent).

►**Vs. Seattle (Sept. 10):** Started at RG and played all 82 snaps, helping the offense rack up 26 first downs, the top mark by the Packers in a season opener since 2002 (29 vs. Atlanta), and a 39:13 time of possession, the best mark by Green Bay since Week 7 last season vs. Chicago (39:36)... Helped protect QB Aaron Rodgers as he threw for 311 yards and a TD on 28-of-42 passing.

►**At Atlanta (Sept. 17):** Started at RG and played all 76 snaps, helping to protect Rodgers as he threw for 343 yards and two TDs on 33-of-50 passing.

►**Vs. Cincinnati (Sept. 24):** Started at RG and played all 70 snaps, helping to block for Rodgers as he posted his franchise-record fifth consecutive 300-yard passing game with 313 yards and three TDs with one INT on 28-of-42 passing for a 102.6 passer rating.

### **25 Marwin Evans, S, 2nd Year, Utah State**

• One of five rookie free agents to make Green Bay's Week 1 roster in 2016.

• Joined S Kentrell Brice as the only 2016 rookie free agents to play in all 16 regular-season games and three postseason contests for the Packers.

• Saw time primarily on special teams as a rookie and was tied for No. 2 on the team with nine tackles during the regular season.

**2017 SEASON:** Has played in all three games with one start, seeing time on defense and special teams...Leads the team with three tackles on special teams.

►**Vs. Seattle (Sept. 10):** Played 19 snaps on special teams and recorded a tackle.

►**At Atlanta (Sept. 17):** Appeared on 19 plays on special teams, post-

ing a tackle.

►**Vs. Cincinnati (Sept. 24):** Started his first career game, opening at SS with S Morgan Burnett starting as the slot corner...Registered a career-high four tackles on defense and added a tackle on special teams.

### **51 Kyler Fackrell, LB, 2nd Year, Utah State**

• Played in 13 games as a rookie, seeing time on defense and special teams. Was tied for No. 2 on the team with nine tackles on special teams.

• Recorded nine tackles (all solo), two sacks, a forced fumble, six QB pressures, a QB hit and a pass defended in the 2016 regular season.

• Posted sacks in back-to-back games in 2016, vs. Detroit and vs. the N.Y. Giants.

**2017 SEASON:** Has played in all three games, seeing time on defense and special teams...Has posted two assisted tackles, a fumble recovery, two QB hits and two QB pressures.

►**Vs. Seattle (Sept. 10):** Played 12 snaps on defense and 21 on special teams...Registered a QB pressure, a QB hit and the first fumble recovery of his career...On third down on Seattle's opening series of the second half, fought off a block from G Mark Glowinski to recover a QB Russell Wilson fumble after DT Mike Daniels stripped Wilson on the sack...The recovery at the Seattle 6 set up RB Ty Montgomery's TD run on the next play, giving the Packers a 7-3 lead they would never relinquish.

►**At Atlanta (Sept. 17):** Played a team-high 28 snaps on special teams and 19 on defense...Registered an assisted tackle, a QB hit and a pressure.

►**Vs. Cincinnati (Sept. 24):** Appeared on 41 plays on defense and posted an assisted tackle and a QB hit...Also played a team-high 29 snaps on special teams.

### **61 Brett Goode, LS, 10th Year, Arkansas**

• Has appeared in 145 regular-season games and 14 playoff contests since joining the club in 2008, having recorded 12 coverage tackles and a fumble recovery in his nine seasons, including a career-best five tackles in 2010.

• Has snapped for all seven of the longest field goals in franchise history (all by K Mason Crosby).

**2017 SEASON:** Has played in all three games, handling snapping duties for all punts and placements.

►**Vs. Seattle (Sept. 10):** Snapped for Crosby's one FG and two extra points and P Justin Vogel's five punts.

►**At Atlanta (Sept. 17):** Snapped for Crosby's one FG and two extra points and Vogel's three punts.

►**Vs. Cincinnati (Sept. 24):** Snapped for Crosby's two field goals, including his 27-yard game-winning kick in OT, and Vogel's five punts (44.2-yard net average).

### **28 Josh Hawkins, CB, 2nd Year, East Carolina**

• Was one of four 2016 undrafted free agents to play 10-plus games for the Packers as rookies.

• Saw action in 11 games in 2016, posting a pass defended on defense and four tackles on special teams.

• Appeared in all three postseason games and recorded a tackle on special teams.

**2017 SEASON:** Has played in two games, seeing limited action on defense and special teams.

►**Vs. Seattle (Sept. 10):** Inactive (healthy scratch).

►**At Atlanta (Sept. 17):** Appeared on four plays on special teams and one on defense.

►**Vs. Cincinnati (Sept. 24):** Played nine snaps on defense and 13 on special teams.

### **31 Davon House, CB, 7th Year, New Mexico State**

• Spent the 2015-16 seasons with the Jacksonville Jaguars, starting 19 of 32 games played. In his first season in Jacksonville, set a franchise single-season record with 23 passes defended, ranking No. 3 in the NFL.

• In 2015, set career highs in starts (15), tackles (60), solo tackles (49), passes defended (23) and interceptions (four).

• Despite missing three regular-season games with a shoulder injury in 2014, his 11 passes defended tied for No. 4 on the Packers.

• After seeing action in two games as a rookie (2011), appeared in 25

games for Green Bay between 2012-13, starting five games in each season.  
**2017 SEASON:** Has started both games he has appeared in at LCB and has registered five tackles (four solo).

►**Vs. Seattle (Sept. 10):** Started at LCB and played all 49 snaps, finishing with two tackles (one solo) and a tackle for a loss...On Seattle's first possession, fought off a block from TE Jimmy Graham to come up and tackle WR Doug Baldwin for a 3-yard loss on a lateral...Helped limit QB Russell Wilson to a 69.7 passer rating as he completed just 14 of 27 passes for 158 yards with no TDs.

►**At Atlanta (Sept. 17):** Started at LCB and played 49 of 58 snaps, departing the game in the fourth quarter due to a quadriceps injury... Posted three tackles (all solo).

►**Vs. Cincinnati (Sept. 24):** Inactive (quadriceps).

### **7 Brett Hundley, QB, 3rd Year, UCLA**

• Played in four regular-season games last season, completing 2 of 10 passes for 17 yards, and served as the No. 2 QB for the other 12 contests. Also saw action in one playoff game.

• Served as the No. 3 QB behind Aaron Rodgers and Scott Tolzien as a rookie in 2015 and was inactive for all 16 regular-season games and both playoff contests.

• Led the NFL with 630 passing yards in the 2015 preseason, completing 45 of 65 passes (69.2 percent) for seven TDs with one INT for a 129.6 passer rating (No. 3 in the NFL).

**2017 SEASON:** Has served as the No. 2 QB for all three games, but has not seen any action.

### **83 Jeff Janis, WR, 4th Year, Saginaw Valley State**

• Played in all 16 games for the second straight season in 2016 and was one of only two players on the team (FB Aaron Ripkowski) to register both a rushing TD and a receiving TD.

• Posted a career-high 11 receptions for a career-best 93 yards (8.5 avg.) and a TD in '16.

• Recorded 20 tackles on special teams over the past two seasons, including a career-high 15 stops in 2015.

• Has registered a 26.3-yard average on 20 career kickoff returns, the fifth-best mark by a Packer with 20-plus returns.

**2017 SEASON:** Has played in all three games, seeing time primarily on special teams...Has served as the kickoff returner, but has not had any returns...Has posted two tackles on special teams (tied for No. 2 on the team).

►**Vs. Seattle (Sept. 10):** Played 19 snaps on special teams and three on offense...Served as the kickoff returner, but did not have any returns... Posted a tackle on special teams.

►**At Atlanta (Sept. 17):** Appeared on 19 plays on special teams and one on offense.

►**Vs. Cincinnati (Sept. 24):** Posted a tackle on special teams.

### **99 Ricky Jean Francois, DT, 9th Year, Louisiana State**

• Played in 109 games with 35 starts during his first eight seasons, appearing in all 16 contests in six of those seasons. Recorded 236 tackles (128 solo), 12 sacks, nine passes defensed, a forced fumble and a fumble recovery.

• After four seasons with the San Francisco 49ers (2009-12), who selected him in the seventh round (244th overall), he played two years with the Indianapolis Colts (2013-14) and two seasons with the Washington Redskins (2015-16).

• From 2011-15, he played for five consecutive division winners (2011-12 49ers, 2013-14 Colts, 2015 Redskins).

**2017 SEASON:** Has played in two games, seeing limited action on defense...Was released by the team on Sept. 13, but was re-signed on Sept. 21.

►**Vs. Seattle (Sept. 10):** Appeared on six plays on defense.

►**At Atlanta (Sept. 17):** Was not with the team.

►**Vs. Cincinnati (Sept. 24):** Played 12 snaps on defense.

### **33 Aaron Jones, RB, Rookie, Texas-El Paso**

• Finished his career at UTEP ranked No. 1 in rushing yards (4,114) and 100-yard rushing games (17), No. 2 in rushing touchdowns (33) and all-purpose yards (4,760), and No. 3 in rushing attempts (658) and points (240).

• Ranked No. 4 in the country with 1,773 rushing yards in 2016, a total that also set the single-season school record at Texas-El Paso, and ranked No. 3 in the nation in rushing yards per game (147.8).

• Averaged 7.7 yards on 229 carries last season, the best mark in the country among players with 150-plus rushing attempts in 2016.

**2017 SEASON:** Has played in two games, seeing limited action on special teams.

►**Vs. Seattle (Sept. 10):** Inactive (healthy scratch).

►**At Atlanta (Sept. 17):** Made his NFL debut, appearing on eight plays on special teams.

►**Vs. Cincinnati (Sept. 24):** Played 12 snaps on special teams.

### **27 Josh Jones, S, Rookie, North Carolina State**

• Started 32 of 38 games played in three seasons at North Carolina State, finishing each season in the top five on the team in tackles (No. 5 in 2014, No. 3 in 2015 and No. 1 in 2016).

• Named honorable mention All-ACC as a junior after ranking No. 9 in the ACC with a career-best 109 tackles (62 solo). Was the first Wolfpack player since 2013 to eclipse the 100-tackle mark.

• As a redshirt freshman in 2014, recorded a career-best four interceptions that he returned for a career-high 37 yards. Ranked No. 2 in the ACC in interceptions among all players and No. 4 nationally among freshmen.

**2017 SEASON:** Has played in all three games with one start (inside LB), and has posted 15 tackles (13 solo), good for No. 2 on the team...Leads the team with two sacks and four tackles for a loss...Is tied with Bills S Jordan Poyer for the most sacks by a DB this season...Also has registered two tackles on special teams, tied for No. 2 on the team.

►**Vs. Seattle (Sept. 10):** Played 21 snaps on special teams, tied with LB Kyler Fackrell for the most on the team, and posted a tackle.

►**At Atlanta (Sept. 17):** Saw the first action of his career on defense, appearing on 29 plays with S Kentrell Brice departing late in the second quarter due to a groin injury...Brought down RB Devonta Freeman for a 1-yard loss on a fourth-quarter run...Also played 25 snaps on special teams and registered a tackle.

►**Vs. Cincinnati (Sept. 24):** Made his first NFL start, opening at inside LB, and led the team with a career-high 12 tackles (11 solo) and two sacks...Became the first rookie defensive back in team history to record two sacks in a game...Midway through the first quarter, came unblocked off the left side to sack QB Andy Dalton for a 6-yard loss on third down to force a Cincinnati punt...In the second quarter, came up from his inside-LB spot to bring down RB Joe Mixon for a 1-yard loss on a run...Late in the third quarter, came off the right side and blew by TE Tyler Kroft to get to Dalton again on third down for an 8-yard sack, forcing the Bengals to settle for a FG attempt by K Randy Bullock that went wide right...On the opening drive of overtime, immediately brought down Kroft after he made a catch in the flat, stopping him for just a 1-yard gain on third-and-6 to force a Cincinnati punt.

### **84 Lance Kendricks, TE, 7th Year, Wisconsin**

• Started a career-high 16 games for the Los Angeles Rams in 2016 and posted a career-best 50 receptions for 499 yards (10.0 avg.) and two TDs, becoming just the fifth tight end in franchise history to register 50-plus catches in a season.

• Registered a career-high seven catches in back-to-back games last season (Weeks 7, 9), the first tight end in Rams history to record seven-plus receptions in consecutive games.

• Posted 17 TD catches during his six seasons with the Rams, the second most by a TE in franchise history behind only Damone Johnson (18, 1986-92).

• Has played in 96 of a possible 99 games during his career, appearing in all 16 contests three times and in 15 games each of the other three seasons.

**2017 SEASON:** Has played in all three games with one start and has four



receptions for 70 yards (17.5 avg.) and a TD.

►**Vs. Seattle (Sept. 10):** Appeared on 21 plays and caught two passes for 18 yards (9.0 avg.).

►**At Atlanta (Sept. 17):** Played 13 snaps on offense and seven on special teams.

►**Vs. Cincinnati (Sept. 24):** Got his first start in a Green Bay uniform, opening the game as the Packers started two tight ends...Caught two passes for 52 yards (26.0 avg.) and a TD...On Green Bay's opening drive of the game, drew a 33-yard pass-interference penalty on CB Adam Jones that gave the Packers the ball at Cincinnati's 27...Capped the drive off with a 1-yard TD catch from QB Aaron Rodgers, his first TD as a Packer, freeing himself from DT Ryan Glasgow to make a wide-open catch in the end zone...On Green Bay's opening play of the second half, came back to make a catch from Rodgers at the Green Bay 43, spinning away from a tackle attempt by CB Dre Kirkpatrick and taking it down the middle of the field for a 51-yard gain to the Cincinnati 24, the second-longest catch of his career.

### **20 Kevin King, CB, Rookie, Washington**

• Started all 14 games at cornerback as a senior in 2016, earning honorable mention All-Pacific-12 recognition as he helped the Huskies to their first conference title since 2000 and their first College Football Playoff berth.

• Led the team with a career-high 15 passes defended in 2016, contributing to a defense that ranked No. 2 in the Pac-12 and No. 22 in the country in passing yards allowed per game (192.6).

• Earned honorable mention All-Pac-12 recognition as a junior in 2015, a season that saw him rank No. 2 on the team with a career-high three interceptions.

**2017 SEASON:** Has appeared in all three games with one start and has registered 11 tackles (seven solo) and three passes defended (No. 2 on the team).

►**Vs. Seattle (Sept. 10):** Appeared on six plays on defense and six on special teams...Recorded an assisted tackle and a pass defended in his NFL debut.

►**At Atlanta (Sept. 17):** Saw his most significant action as a pro, appearing on 46 of 58 snaps on defense and recording three tackles (two solo) and two passes defended...Late in the first half, broke up a QB Matt Ryan pass over the middle intended for WR Julio Jones...Late in the third quarter, came up to bring down RB Tevin Coleman for no gain on a pass in the flat.

►**Vs. Cincinnati (Sept. 24):** Started his first NFL game and played all 61 snaps, opening at RCB with CB Davon House sidelined (quadriiceps)...Registered a career-high seven tackles (five solo).

### **63 Corey Linsley, C, 4th Year, Ohio State**

• Started at center in all 38 contests he has played in during his first three seasons in the NFL (2014-16).

• Part of an offense that averaged 26.8 points per game from 2014-16, No. 2 in the league over that span behind only New England (28.6 ppg).

• Started every game in 2014, becoming the first rookie center to open every game for the Packers since the league went to a 16-game schedule in 1978.

• Was named to the PFWA's All-Rookie team in '14, the first Green Bay center to be honored since its inception in 1974.

**2017 SEASON:** Has started all three games at C...Has helped the offense rank No. 2 in passing yards per game (291.3) and first downs (72) and tied for No. 3 in third-down conversions (48.8 percent).

►**Vs. Seattle (Sept. 10):** Started at C and played all 82 snaps, helping the offense rack up 26 first downs, the top mark by the Packers in a season opener since 2002 (29 vs. Atlanta), and a 39:13 time of possession, the best mark by Green Bay since Week 7 last season vs. Chicago (39:36)...Helped protect QB Aaron Rodgers as he threw for 311 yards and a TD on 28-of-42 passing.

►**At Atlanta (Sept. 17):** Started at C and played all 76 snaps, helping to protect Rodgers as he threw for 343 yards and two TDs on 33-of-50 passing.

►**Vs. Cincinnati (Sept. 24):** Started at C and played all 70 snaps, helping to block for Rodgers as he posted his franchise-record fifth consecutive 300-yard passing game with 313 yards and three TDs with one INT on

28-of-42 passing for a 102.6 passer rating.

### **94 Dean Lowry, DE, 2nd Year, Northwestern**

• Played in 15 games as a rookie and registered 14 tackles (eight solo), two sacks, three tackles for a loss, nine QB pressures and three QB hits.

• Posted sacks in back-to-back games, recording one in Week 13 vs. Houston and one in Week 14 vs. Seattle.

• Appeared in all three postseason contests and posted two tackles (one solo) and a QB pressure.

**2017 SEASON:** Has played in all three games with two starts and has registered five tackles (two solo) and a tackle for a loss.

►**Vs. Seattle (Sept. 10):** Started and played 15 snaps on defense.

►**At Atlanta (Sept. 17):** Appeared on 34 plays on defense and posted three tackles (all assisted).

►**Vs. Cincinnati (Sept. 24):** Started and played 37 snaps, posting two tackles (both solo), including a tackle for a loss...Stopped RB Joe Mixon for a 1-yard loss on a run on Cincinnati's opening drive of the game.

### **50 Blake Martinez, LB, 2nd Year, Stanford**

• Played in 13 games with nine starts at ILB as a rookie last season and ranked No. 5 on the team with 62 tackles (46 solo), a sack, four tackles for a loss, two QB hits, two QB pressures, an interception and five passes defended.

• Part of a run defense that ranked No. 8 in the league in rushing yards allowed per game (94.7) and No. 7 in runs of 10-plus yards allowed (37) in 2016.

• Appeared in all three postseason games with one start and recorded five tackles (four solo), including a tackle for a loss, and added a tackle on special teams.

**2017 SEASON:** Has started all three games and has registered a team-high 21 tackles (15 solo) and a sack.

►**Vs. Seattle (Sept. 10):** Started and played 42 of 47 snaps, finishing with five tackles (three solo), including a tackle for a loss...Stopped RB C.J. Prosise for a 1-yard loss on a run late in the second quarter.

►**At Atlanta (Sept. 17):** Started and played 38 snaps, recording five tackles (all solo), a sack and two tackles for a loss...Late in the third quarter, came through untouched to bring down QB Matt Ryan for an 8-yard sack on third-and-4 to force the Falcons to settle for a FG...Late in the fourth quarter, came off the right side to bring down RB Devonta Freeman for a 1-yard loss on a run.

►**Vs. Cincinnati (Sept. 24):** Started and appeared on 47 of 61 snaps, recording 11 tackles (seven solo) and a tackle for a loss...On Cincinnati's opening play of overtime, came up to drill RB Joe Mixon for a 1-yard loss.

### **52 Clay Matthews, LB, 9th Year, Southern California**

• Has earned six Pro Bowl selections in his eight-year career, two more than any Packers linebacker and tied with DE Reggie White for the second-most selections by a defensive player in team history, trailing only S Willie Wood (eight).

• Ranks No. 2 on the Packers' all-time list (since 1982) with 74.0 career sacks, trailing only Kabeer Gbaja-Biamila (74.5). Is tied for No. 1 in franchise history (since 1982) with four 10-sack seasons (White and Gbaja-Biamila).

• Became the first player in franchise history to earn Pro Bowl recognition in each of his first four seasons in the league (2009-12).

**2017 SEASON:** Has started all three games and has posted 10 tackles (eight solo), 1.5 sacks, two QB hits and four QB pressures.

►**Vs. Seattle (Sept. 10):** Started at LOLB and played 43 of 49 snaps, posting two tackles (both solo) and a QB pressure.

►**At Atlanta (Sept. 17):** Opened at LOLB and appeared on 52 of 58 plays, finishing with five tackles (all solo), 1.5 sacks, three tackles for a loss, three QB pressures and a QB hit...On Atlanta's second possession, came around on a stunt to get past T Ty Sambrailo on his way to a shared 11-yard sack of QB Matt Ryan with LB Joe Thomas...Early in the second quarter, blew past Sambrailo to team with DT Quinton Dial as they brought down RB Tevin Coleman for a 2-yard loss on a run...Later in the second quarter, shed a block from G Wes Schweitzer on his way to a 10-yard sack of Ryan on third down as the Falcons were forced to settle for a FG.

►**Vs. Cincinnati (Sept. 24):** Started at ROLB and played 49 of 61 snaps...Registered three tackles (one solo).

### **32 Devante Mays, RB, Rookie, Utah State**

- Rushed for 1,225 yards and 12 TDs on 202 carries (6.1 avg.) in two seasons at Utah State (2015-16), appearing in 19 games with eight starts.
- Was limited to just six games as a senior in 2016 due to knee and ankle injuries, but rushed for a career-high 208 yards on just 18 carries (11.6 avg.) and matched his career best with three rushing TDs in the season opener vs. Weber State.

- Led the Aggies in rushing yards (966), rushing attempts (165) and rushing TDs (nine) as a junior in 2015, ranking third in the conference in yards per carry (5.9 avg.).

**2017 SEASON:** Has played in two games, seeing limited time on special teams.

►**Vs. Seattle (Sept. 10):** Appeared on one play on special teams in his NFL debut.

►**At Atlanta (Sept. 17):** Inactive (healthy scratch).

►**Vs. Cincinnati (Sept. 24):** Played 11 snaps on special teams.

### **64 Justin McCray, G, First Year, Central Florida**

- Signed by Green Bay as a free agent on March 29, 2017. Entered the league as an undrafted free agent with the Tennessee Titans in 2014 and spent that season on Tennessee's practice squad.

- Played for the Orlando Predators of the Arena Football League in 2016.

- Appeared in 45 games with 32 starts in four seasons at Central Florida (2010-13), with 23 of the starts coming at RG.

**2017 SEASON:** Has played in all three games with one start.

►**Vs. Seattle (Sept. 10):** Played five snaps on special teams in his NFL debut.

►**At Atlanta (Sept. 17):** Made his first career NFL start, opening at RT in place of an injured Bryan Bulaga (ankle) with T Kyle Murphy starting at LT in place of David Bakhtiari (hamstring)...Played all 76 snaps, helping to protect QB Aaron Rodgers as he threw for 343 yards and two TDs on 33-of-50 passing.

►**Vs. Cincinnati (Sept. 24):** Played 25 snaps on offense, appearing on two plays at LG in place of an injured Lane Taylor late in the first half and then the final 23 snaps of the game at RT in place of an injured Bulaga (ankle).

### **88 Ty Montgomery, RB, 3rd Year, Stanford**

- Made the transition from WR to RB last season, appearing in 15 games with six starts and leading the team with 457 rushing yards and three TDs on just 77 carries (5.9 avg.).

- Among NFL running backs with 75-plus carries, ranked No. 1 in the league in 2016 with an average of 5.94 yards per carry. That average also ranks No. 2 in franchise single-season history (min. 75 att.) behind only QB Tobin Rote's 6.88-yard average in 1951 (76-523).

- Was the only player in the NFL last season with 75-plus rushing attempts, 40-plus receptions and 15-plus kickoff returns, also becoming the first player in team history to eclipse each of those marks in a single season.

- Rushed for a career-high 162 yards and two TDs on just 16 carries (10.1 avg.) last season at Chicago in Week 15, the best yardage output by a Packer since RB Samkon Gado ran for 171 yards vs. Detroit on Dec. 11, 2005.

**2017 SEASON:** Has started all three games and has rushed for 124 yards and two TDs on 41 carries (3.0 avg.)...Has also posted a team-high 18 receptions for 129 yards (7.2 avg.) and a TD...Ranks No. 11 in the NFL in yards from scrimmage with 253, and is tied for No. 3 in the league in total TDs with three...Is tied for No. 2 in the league among RBs in receptions and ranks No. 7 in receiving yards.

►**Vs. Seattle (Sept. 10):** Started and posted a career-high 19 carries for 54 yards (2.8 avg.) and a TD...Scored on a 6-yard run early in the third quarter, giving Green Bay a 7-3 lead that it would not relinquish...Added four receptions for 39 yards (9.8 avg.), including a 20-yard reception early in the fourth quarter...Caught a swing pass from QB Aaron Rodgers, made CB Justin Coleman miss and then broke a tackle by S Earl Thomas to pick up extra yardage to the Seattle 44.

►**At Atlanta (Sept. 17):** Rushed for 35 yards and a TD on 10 carries

(3.5 avg.), his second straight game with a rushing TD, and added 75 yards and a TD on six receptions (12.5 avg.)...It marked the first time in his career that he posted a rushing TD and a receiving TD in the same game, and he became the first Packer to do so since RB James Starks (vs. Dallas, Dec. 13, 2015)...Became the first Packer to record 75-plus yards receiving, a receiving TD and a rushing TD in the same game since RB Dorsey Levens (92 receiving yards, one receiving TD, two rushing TDs) at Indianapolis on Nov. 16, 1997...On Green Bay's opening drive, came out of the slot to catch a quick pass from Rodgers in the flat, taking it down the sideline for a 23-yard gain to the Atlanta 2...Two plays later, took it in for a 1-yard run off left end to even the game at 7...In the fourth quarter, caught a quick pass from Rodgers, made LB De'Vondre Campbell miss and then took it down the sideline for a 23-yard gain to the Green Bay 38...Would cap the drive off with a 1-yard TD catch on a shovel pass from Rodgers, the 300th career TD pass of Rodgers' career.

►**Vs. Cincinnati (Sept. 24):** Led the team with 35 rushing yards on 12 carries (2.9 avg.) and paced the team with eight receptions for 15 yards (1.9 avg.).

### **68 Kyle Murphy, T, 2nd Year, Stanford**

- Played in three games as a rookie in 2016, seeing limited action at right guard and as an extra lineman.

- Dressed and did not play in one other game last season and was inactive for the other 12 contests (healthy scratch). Also was inactive for all three postseason games.

**2017 SEASON:** Has started all three games, opening two at LT and one at RT...Has helped the offense rank No. 2 in passing yards per game (291.3) and first downs (72) and tied for No. 3 in third-down conversions (48.8 percent).

►**Vs. Seattle (Sept. 10):** Made his first career start in the NFL, opening at RT in place of an injured Bryan Bulaga (ankle)...Played all 82 snaps, helping the offense rack up 26 first downs, the top mark by the Packers in a season opener since 2002 (29 vs. Atlanta), and a 39:13 time of possession, the best mark by Green Bay since Week 7 last season vs. Chicago (39:36)...Helped protect QB Aaron Rodgers as he threw for 311 yards and a TD on 28-of-42 passing.

►**At Atlanta (Sept. 17):** Started for the second straight week, making his first career start at LT as he opened in place of injured David Bakhtiari (hamstring)...Played all 76 snaps, helping to protect Rodgers as he threw for 343 yards and two TDs on 33-of-50 passing.

►**Vs. Cincinnati (Sept. 24):** Started for the third straight game, opening at LT in place of an injured Bakhtiari (hamstring)...Helped to block for Rodgers as he posted his franchise-record fifth consecutive 300-yard passing game with 313 yards and three TDs with one INT on 28-of-42 passing for a 102.6 passer rating.

### **87 Jordy Nelson, WR, 10th Year, Kansas State**

- Returned to action last season after missing the entire 2015 campaign (knee), catching 97 passes for 1,257 yards (13.0 avg.) and a league-leading 14 TDs on his way to winning the NFL Comeback Player of the Year from *The Associated Press*, the first Packer to earn the honor.

- Ranks No. 4 in franchise history in receptions (510), No. 5 in receiving yards (7,507), No. 2 in TD receptions (66) and No. 3 in 100-yard receiving games (25).

- Is one of only two players in franchise history (WR Sterling Sharpe, 1992-94) to register three straight seasons with 85-plus receptions (2013-14, 2016).

- Is the only player in team annals to record three seasons with 13-plus TD receptions (2011, 2014, 2016) and is the only active player in the league to do so.

- Has posted 1,250-plus receiving yards and 13-plus TD catches in the same season three times in his career (2011, 2014, 2016), the fourth most in NFL history behind only Jerry Rice (six), Randy Moss (five) and Terrell Owens (four).

- Is tied for No. 2 in the NFL with 60 TD receptions since 2011 despite missing the entire 2015 season due to injury.

**2017 SEASON:** Has started all three games and has 13 receptions for 131 yards (10.1 avg.) and a team-high three TDs...Is tied for No. 2 in the NFL in TD catches.

►**Vs. Seattle (Sept. 10):** Started and played 76 of 82 snaps, posting seven receptions for 79 yards (11.3 avg.) and a TD...Late in the third quarter, came out of the slot and got past LB Bobby Wagner and S Earl Thomas to make a 32-yard TD grab down the middle of the field on a free play for the Packers (12 men on the field for Seattle)...Posted his 500th career reception (1-yard reception in the second quarter), becoming just the fourth player in franchise history (Donald Driver, Sharpe, James Lofton) to reach that mark...Registered six-plus catches in his seventh consecutive regular-season game, a career high and the longest by a Packer since Sharpe's 13-game streak in 1993-94.

►**At Atlanta (Sept. 17):** Started, but departed the game after just seven snaps due to a quadriceps injury, and did not return.

►**Vs. Cincinnati (Sept. 24):** Started and played 67 of 70 snaps, posting six receptions for 52 yards (8.7 avg.) and two TDs...With the two TD grabs, moved past Sharpe (65) for No. 2 on the all-time franchise list for TD catches...His first TD grab came on the opening drive of the third quarter, a 1-yard catch from a scrambling Rodgers...His second TD came with 17 seconds remaining, a 3-yarder from Rodgers near the pylon as he made the diving catch with CB Dre Kirkpatrick in coverage.

### **98 Chris Odom, LB, Rookie, Arkansas State**

• Was claimed off waivers from the Atlanta Falcons in September 2017. Was originally signed by Atlanta as an undrafted free agent in May 2017.

• Earned first-team All-Sun Belt recognition as a senior in 2016 after registering 53 tackles (28 solo), 12.5 sacks, 17.5 tackles for a loss and four forced fumbles.

**2017 SEASON:** Has played in two games, seeing time on defense and special teams...Has recorded an assisted tackle on defense.

►**Vs. Seattle (Sept. 10):** Appeared on one play on special teams in his NFL debut.

►**At Atlanta (Sept. 17):** Was active, but did not see any action.

►**Vs. Cincinnati (Sept. 24):** Saw the first defensive action of his NFL career, appearing on eight plays and posting an assisted tackle.

### **77 Adam Pankey, G/T, Rookie, West Virginia**

• Signed with the Packers as an undrafted free agent in May 2017 after playing in 45 games with 36 starts in four seasons at West Virginia.

• Earned second-team All-Big 12 honors as a senior in 2016, blocking for an offense that gained 6,312 yards, including 2,969 rushing yards on 574 attempts (5.2 avg.), and ranked No. 2 in the conference in sacks allowed.

**2017 SEASON:** Has dressed, but did not see any action, in two games...Spent the first week of the season on the team's practice squad before being signed to the 53-man roster on Sept. 13.

►**At Atlanta (Sept. 17):** Dressed, but did not play.

►**Vs. Cincinnati (Sept. 24):** Dressed, but did not see any action.

### **62 Lucas Patrick, G, First Year, Duke**

• Spent the entire 2016 on Green Bay's practice squad after originally signing with the team as an undrafted free agent in June 2016.

• Lettered four years at Duke, seeing action in 44 games with 26 starts. Finished out his career with 21 consecutive starts at LG.

**2017 SEASON:** Has played in two games, seeing limited action on special teams.

►**Vs. Seattle (Sept. 10):** Inactive (healthy scratch).

►**At Atlanta (Sept. 17):** Played seven snaps on special teams.

►**Vs. Cincinnati (Sept. 24):** Appeared on five plays on special teams.

### **53 Nick Perry, LB, 6th Year, Southern California**

• Appeared in 14 games with 12 starts in 2016 and led the team with a career-high 11 sacks, which was tied for No. 8 in the NFL. Also posted a career-best 60 tackles (43 solo), 15 QB hits (No. 2 on the team), four passes defended and the first INT of his career.

• Has registered a two-sack game in each of the last four seasons (2013-2016), the only Packer to do so over that span.

• His seven career postseason sacks rank No. 3 in franchise history (since 1982) behind LB Clay Matthews (11) and DE Reggie White (eight). Since entering the league in 2012, Perry's seven postseason sacks are the most in the NFL over that span.

• Tied the franchise record for sacks in a single postseason (Matthews, 2010) with 3.5 in the 2015 playoffs.

**2017 SEASON:** Has started both games he has played in at ROLB and has posted 11 tackles (six solo), 1.5 sacks, seven QB hits, eight QB pressures and a pass defended.

►**Vs. Seattle (Sept. 10):** Started at ROLB and played 42 of 49 snaps, recording seven tackles (three solo), two tackles for a loss, 1.5 sacks, a pass defended, six QB pressures and four QB hits...It marked his third straight regular-season game with at least one sack and gave him 4.5 sacks over his past three games...On Seattle's third play from scrimmage, knocked back LT Rees Odhiambo to get to QB Russell Wilson as he brought him down for a 6-yard sack on third down...Beat Odhiambo on Seattle's opening play of the second half as he teamed with DT Mike Daniels to sack Wilson for a 10-yard loss.

►**At Atlanta (Sept. 17):** Started at ROLB and appeared on 53 of 58 snaps, finishing with four tackles (three solo), three QB hits and two QB pressures.

►**Vs. Cincinnati (Sept. 24):** Inactive (hand).

### **23 Damarious Randall, CB, 3rd Year, Arizona State**

• Saw action in 10 games with nine starts in 2016 and was tied for No. 2 on the team with three interceptions. Ranked No. 11 in the league with 91 return yards on his INTs.

• Played in 15 games with nine starts (six at LCB, two at RCB, one in the slot) in 2015 and tied for the team lead and No. 2 among NFL rookies with three interceptions, including one he returned for a TD. Finished with a team-best 16 passes defended.

• Named the NFL's Defensive Rookie of the Month for November 2015, joining CB Casey Hayward (October 2012) as the only Green Bay defensive backs to win the award.

**2017 SEASON:** Has started all three games (two at RCB, one at LCB) and has posted 14 tackles (12 solo) and a pass defended.

►**Vs. Seattle (Sept. 10):** Started at RCB and played 40 of 49 snaps, finishing with seven tackles (all solo) and a pass defended...In the third quarter on second-and-goal at the Green Bay 3, broke up a QB Russell Wilson pass in the flat intended for WR Paul Richardson...Helped limit Wilson to a 69.7 passer rating as he completed just 14 of 27 passes for 158 yards with no TDs.

►**At Atlanta (Sept. 17):** Opened at RCB and appeared on 28 plays, posting three tackles (two solo).

►**Vs. Cincinnati (Sept. 24):** Started at LCB and played 52 of 61 snaps, recording four tackles (three solo) with a tackle for a loss...Late in the first quarter, came up to bring down RB Joe Mixon for a 6-yard loss on a run.

### **41 Lenzy Pipkins, CB, Rookie, Oklahoma State**

• Signed by Green Bay as an undrafted free agent in May 2017.

• Played in 47 games with 22 starts over four seasons at Oklahoma State (2016) and Louisiana-Monroe (2013-15).

**2017 SEASON:** Has played in one game.

►**Vs. Seattle (Sept. 10):** Inactive (healthy scratch).

►**At Atlanta (Sept. 17):** Inactive (healthy scratch).

►**Vs. Cincinnati (Sept. 24):** Made his NFL debut, appearing on 17 plays on special teams.

### **22 Aaron Ripkowski, FB, 3rd Year, Oklahoma**

• Appeared in all 16 contests with eight starts in 2016, rushing for 150 yards and two TDs on 34 carries (3.6 avg.) with nine receptions for 46 yards (5.1 avg.) and a TD.

• Was named a Pro Bowl alternate in 2016 and was one of only two Packers (WR Jeff Janis) to post a rushing TD and a receiving TD last season.

• Played in 15 games as a rookie in 2015, seeing action primarily on special teams, and posted nine tackles (tied for No. 4 on the team). Was tied with CB Damarious Randall (15) for the most games played by a Green Bay rookie in '15.

**2017 SEASON:** Has played in all three games, seeing time on offense and special teams...Has made one reception for 12 yards and has registered one tackle on special teams.

►**Vs. Seattle (Sept. 10):** Played 22 snaps on offense and 13 on special

teams.

►**At Atlanta (Sept. 17):** Appeared on eight plays on offense, posting a 2-yard reception, and 10 plays on special teams, recording a tackle.

►**Vs. Cincinnati (Sept. 24):** Played three snaps on offense and 11 on special teams.

## **12 Aaron Rodgers, QB, 13th Year, California**

- Ranks No. 1 in NFL history (min. 1,500 attempts) in career passer rating (103.8), interception percentage (1.56) and TD/INT ratio (4.04, 303/75).

- Has posted six seasons (2009, 2011-12, 2014-16) with 500-plus passing attempts and eight or fewer INTs, the most in NFL history ahead of Patriots QB Tom Brady (three) and nine QBs (one).

- Has been named the NFL's Most Valuable Player by *The Associated Press* twice in his career (2011, 2014), one of only eight players in league history to win the award multiple times.

- Is the only quarterback in league history to record a 100-plus passer rating in six consecutive seasons (2009-14), with no other QB doing so in more than four straight seasons. Has posted a 100-plus rating in seven seasons (2009-14, 2016), the most in NFL annals.

- Is one of only four QBs in NFL annals with 35,000-plus passing yards and 2,500-plus rushing yards (Fran Tarkenton, John Elway, Donovan McNabb).

- Is the lone QB in NFL history to throw 40-plus TD passes with seven or fewer INTs in a season, having done it twice in his career (45/6 in 2011, 40/7 in 2016).

- In 138 career regular-season starts (since 2008), has posted 52 games with 300-plus passing yards (No. 3 in the NFL over that span), 80 without an interception (No. 1, min. 15 attempts) and 76 with a 100-plus passer rating (No. 2).

- Has been selected to the Pro Bowl in six of the last eight seasons (2009, 2011-12, 2014-16).

- In the franchise record books, holds seven of the top eight single-season marks for passer rating (2009-14, 2016), four of the top six for passing TDs (2011-12, 2014, 2016), six of the top seven for completion percentage (2010-14, 2016) and four of the top six for passing yards (2009, 2011, 2014, 2016).

**2017 SEASON:** Has completed 89 of 134 passes (66.4 percent) for 967 yards and six TDs with three INTs for a 93.1 passer rating...Ranks No. 1 in the league in completions and passing first downs (49) and No. 2 in passing yards...Is tied for No. 4 in the NFL in passing TDs and completions of 25-plus yards (seven)...Has posted a 116.9 passer rating in the second half/OT, connecting on 56 of 79 passes (70.9 percent) for five TDs and no INTs...Has added 52 rushing yards on 13 carries (4.0 avg.).

►**Vs. Seattle (Sept. 10):** Threw for 311 yards and a TD with one INT on 28-of-42 passing for an 86.5 rating...It marked his fifth 300-yard passing game in his last seven home openers...Dating back to last season, it also marked his third straight 300-yard passing effort, which is tied for the second-longest streak in team history behind his own streak of four games in 2011...Was his 50th career 300-yard passing game, second in franchise history to only Brett Favre (55)...Late in the third quarter, found WR Jordy Nelson for a 32-yard TD pass down the middle of the field on a free play for the Packers (12 men on the field for Seattle)...Completed 6 of 9 passes on third down for 109 yards and a TD for a 145.1 passer rating...Added 21 rushing yards on seven carries (3.0 avg.)...Saw his streak of consecutive attempts without an INT end at 251, the second-longest streak in franchise history behind only QB Bart Starr (294, 1964-65).

►**At Atlanta (Sept. 17):** Connected on 33 of 50 passes for 343 yards and two TDs with one INT for a 90.7 passer rating...Threw his 300th career TD pass, a 1-yard left-handed shovel pass to RB Ty Montgomery in the fourth quarter, to become the fastest to 300 TD passes in league history by doing so on his 4,742nd career attempt (Peyton Manning, 5,306 attempts) and in his 144th career game (Manning and Dan Marino, 157 games)...Also set the NFL mark for the fewest career INTs at the time of his 300th TD pass with 74, easily besting the previous mark of 115 INTs by Brady...Became just the 11th QB in NFL history to throw 300-plus TD passes as he moved into a tie for No. 10 in league history with John Elway (300)...Dating back to last season, it marked his fourth straight game with 27-plus completions, tied with Favre (Weeks 2-5, 2007) for the longest streak in team history...Earlier in the fourth quarter, found WR Davante Adams down

the left sideline for a 33-yard TD on fourth-and-7...Registered his fourth straight 300-yard passing game, which tied the franchise mark he set in 2011...Posted his 11th multi-TD passing game in his last 13 contests.

►**Vs. Cincinnati (Sept. 24):** Posted his fifth consecutive 300-yard passing game, a franchise record as he surpassed his own mark of four straight games in 2011...Connected on 28 of 42 passes for 313 yards and three TDs with one INT for a 102.6 rating...Has now posted 300-plus passing yards in each of the first three games of the season for the first time in his career...It marked his fifth straight game with 27-plus completions, a franchise record as he bested Favre's mark of four straight in 2007 (Weeks 2-5)...Posted a 122.5 passer rating in the second half/OT, completing 19 of 27 passes for 240 yards and two TDs with no INTs...Posted his first career win against the Bengals, giving him a victory against all 31 other teams in the league...His first TD pass came on the opening drive, a 1-yard throw to a wide-open TE Lance Kendricks off a play-action fake...Threw two TD passes to WR Jordy Nelson, with the second one capping off a 12-play, 75-yard drive that tied the game at 24 and sent it to overtime...Completed nine passes on the game-tying drive, rolling out to his right on the TD to Nelson as he completed the pass near the pylon just past the outstretched arms of CB Dre Kirkpatrick...On the offense's opening drive in overtime, drew DE Michael Johnson offside on third down, giving the Packers a free play as he found WR Geronimo Allison down the sideline near the Cincinnati 45 before Allison cut it back and took it down the field for a 72-yard gain to the 7-yard line to set up K Mason Crosby's game-winning 27-yard FG two plays later...Added 23 rushing yards on four attempts (5.8 avg.).

## **82 Richard Rodgers, TE, 4th Year, California**

- Is one of only two tight ends in franchise history (Bubba Franks) to register 20-plus catches in each of his first three seasons in the NFL.

- Has not missed a game in his NFL career, appearing in all 48 regular-season games and seven postseason contests since joining the Packers in 2014.

- Had 58 receptions in 2015, becoming just the fourth TE in team history to record 55-plus receptions in a season (Paul Coffman, Jermichael Finley, Jackie Harris).

- Was one of only four TEs in the league in '15 to register 55-plus catches, 500-plus receiving yards and eight or more TD receptions (Rob Gronkowski, Jordan Reed, Gary Barnidge).

**2017 SEASON:** Has played in three games and has two catches for 22 yards (11.0 avg.).

►**Vs. Seattle (Sept. 10):** Appeared on five plays on offense and three on special teams.

►**At Atlanta (Sept. 17):** Played 10 snaps on offense, recording two catches for 22 yards (11.0 avg.)...On Green Bay's opening possession, came out of the backfield and across the field to catch a short pass from QB Aaron Rodgers and pick up 14 yards on third-and-7.

►**Vs. Cincinnati (Sept. 24):** Appeared on 10 plays on offense and 11 on special teams.

## **24 Quinten Rollins, CB, 3rd Year, Miami (Ohio)**

- Saw action in 13 games with a career-best 10 starts (four at LCB, six as the third CB) and posted 41 tackles (35 solo), an interception and 11 passes defended in 2016.

- Played in 14 games with four starts (two at LCB, two at RCB) in 2015, and his two interceptions (one returned for a TD) were tied for No. 3 on the team and tied for No. 4 among NFL rookies.

- Recorded two interceptions vs. St. Louis in Week 5 (2015), becoming the first Green Bay rookie to do so since Casey Hayward had two at Houston on Oct. 14, 2012. Returned the first interception 45 yards for a TD, becoming the first Packers rookie to record a pick-six since S Marques Anderson in 2002 (vs. Detroit, Nov. 10).

**2017 SEASON:** Has played in all three games with one start and has registered 12 tackles (nine solo) and a pass defended...Has posted a tackle and a fumble recovery on special teams.

►**Vs. Seattle (Sept. 10):** Played 46 of 49 snaps on defense, tying for the team lead with a career-high nine tackles (six solo), including two tackles for a loss...Added a pass defended...Midway through the second quarter,

came up to bring down TE Jimmy Graham for a 1-yard loss on a third-down reception as the Seahawks were forced to punt...Late in the second quarter, made a leaping deflection of a pass intended for Graham in the end zone with four seconds remaining to force Seattle to settle for a FG... Helped limit QB Russell Wilson to a 69.7 passer rating as he completed just 14 of 27 passes for 158 yards with no TDs.

►**At Atlanta (Sept. 17):** Started as the third CB, appearing on 34 snaps, and recorded three tackles (all solo).

►**Vs. Cincinnati (Sept. 24):** Posted a tackle and a fumble recovery on special teams...Late in the first half, blocked CB William Jackson into the returner, WR Alex Erickson, as Erickson muffed the catch and Rollins recovered the ball at the Cincinnati 33 as time expired in the half.

#### **47 Jake Ryan, LB, 3rd Year, Michigan**

• Set career highs with 10 starts and 84 tackles (No. 2 on the team) in 2016.

• Started all three postseason games in 2016 and was tied for No. 2 on the team with 16 tackles (10 solo).

• Played in 14 games with five starts as a rookie, opening at BLB for the final five contests. Registered 47 tackles (32 solo) and a fumble recovery on defense and six tackles on special teams.

**2017 SEASON:** Has played in two games with one start and has registered seven tackles (six solo).

►**Vs. Seattle (Sept. 10):** Started and played five snaps on defense, recording two tackles (one solo), including a tackle for a loss...Late in the first quarter, brought down RB Eddie Lacy for a 2-yard loss on a run...Also saw 19 plays on special teams.

►**At Atlanta (Sept. 17):** Played 17 snaps on defense and posted five tackles (all solo).

►**Vs. Cincinnati (Sept. 24):** Inactive (hamstring/concussion).

#### **65 Lane Taylor, G, 5th Year, Oklahoma State**

• Started a career-high 16 games at LG last season, one of three Green Bay linemen (David Bakhtiari, Bryan Bulaga) to open every game in 2016.

• Made his first career starts in 2015, opening at RG at Detroit in Week 13 in place of an injured T.J. Lang and at LG in Week 17 vs. Minnesota with Josh Sitton sliding to LT in place of an injured Bakhtiari.

• Played in all 16 contests in 2014, seeing limited action on offense at both guard spots and as an extra lineman, and on special teams.

• Was one of three rookie free agents to make Green Bay's opening-day roster in 2013.

**2017 SEASON:** Has started all three games at LG...Has helped the offense rank No. 2 in passing yards per game (291.3) and first downs (72) and tied for No. 3 in third-down conversions (48.8 percent).

►**Vs. Seattle (Sept. 10):** Started at LG and played all 82 snaps, helping the offense rack up 26 first downs, the top mark by the Packers in a season opener since 2002 (29 vs. Atlanta), and a 39:13 time of possession, the best mark by Green Bay since Week 7 last season vs. Chicago (39:36)... Helped protect QB Aaron Rodgers as he threw for 311 yards and a TD on 28-of-42 passing.

►**At Atlanta (Sept. 17):** Started at LG and played all 76 snaps, helping to protect QB Aaron Rodgers as he threw for 343 yards and two TDs on 33-of-50 passing.

►**Vs. Cincinnati (Sept. 24):** Started at LG and played 68 of 70 snaps, departing the game for two plays late in the first half due to injury...Helped to block for Rodgers as he posted his franchise-record fifth consecutive 300-yard passing game with 313 yards and three TDs with one INT on 28-of-42 passing for a 102.6 passer rating.

#### **48 Joe Thomas, LB, 3rd Year, South Carolina State**

• In 2016, set career highs in games played (16), starts (seven), total tackles (77, No. 4 on the team), solo tackles (62) and passes defended (eight), while also registering the first interception and fumble recovery of his career.

• Played in all three 2016 postseason contests with two starts, tying for No. 4 on the team with 13 total tackles.

• Was with the Packers during the 2015 offseason and preseason before being waived on Sept. 5, 2015. Was signed to Green Bay's 53-man roster

on Sept. 21, 2015, from the Dallas Cowboys' practice squad and played in 14 games and both postseason contests.

• Entered the league with the Packers as an undrafted free agent in May 2014. Was on Green Bay's practice squad for the final eight games of the 2014 regular season and both playoff contests.

**2017 SEASON:** Has played in all three games, seeing time on defense and special teams...Has posted three tackles (two solo) and a half-sack... Has added a tackle on special teams.

►**Vs. Seattle (Sept. 10):** Appeared on five plays on defense and 19 on special teams.

►**At Atlanta (Sept. 17):** Played 14 snaps on defense and 19 on special teams...On Atlanta's second series, eluded a block from RB Tevin Coleman to get to QB Matt Ryan for a shared 11-yard sack with LB Clay Matthews on third down.

►**Vs. Cincinnati (Sept. 24):** Appeared on 14 plays on defense and posted an assisted tackle...Added a tackle on special teams.

#### **8 Justin Vogel, P, Rookie, Miami**

• Signed by Green Bay as an undrafted free agent in May 2017.

• Appeared in 39 games over three seasons at Miami, posting a 43.0-yard gross average on 183 punts.

• Ranked No. 2 in the Atlantic Coast Conference as a senior in 2016 with a career-high 43.8-yard gross average.

**2017 SEASON:** Has registered a 45.3-yard gross average and a 42.6-yard net average on 14 punts with four inside the 20...Ranks No. 11 in the league in net punting average...Has added a tackle on special teams.

►**Vs. Seattle (Sept. 10):** Punted five times in his NFL debut, posting a 43.8-yard gross average with a 42.4-yard net average...Had a long punt of 57 yards in the second quarter and placed one punt inside the 20...On five punts, allowed only one return for 7 yards by WR Tyler Lockett...Became the first undrafted rookie to punt for the Packers in a regular-season game since Chris Hanson in 1999 (Week 1 vs. Oakland).

►**At Atlanta (Sept. 17):** Punted three times on the evening, recording a 39.7-yard average for gross and net with one inside the 20.

►**Vs. Cincinnati (Sept. 24):** Posted a 49.3-yard gross average and a 44.2-yard net average on six punts, including two punts inside the 20... Booted a career-long 61-yarder in the second quarter...Added punts of 54, 53, 51 and 50 yards, giving him five punts of 50-plus yards in the game.

#### **30 Jamaal Williams, RB, Rookie, Brigham Young**

• Finished his career at Brigham Young as the school's all-time leader in rushing yards (3,901), rushing attempts (726) and 100-yard rushing games (16).

• Is one of only four players in school history to register multiple 1,000-yard rushing seasons, posting 1,233 yards in 2013 and a career-best 1,375 yards in 2016.

• Ranked No. 5 in the nation in 2016 in rushing yards per game (137.5) and registered six 100-yard rushing games, including two with 200-plus yards.

**2017 SEASON:** Has played in all three games, rushing for 21 yards on five carries (4.2 avg.) with one reception for 5 yards.

►**Vs. Seattle (Sept. 10):** Had two carries for 9 yards (4.5 avg.) in his NFL debut.

►**At Atlanta (Sept. 17):** Rushed for 6 yards on two carries (3.0 avg.) and posted a 5-yard reception in the fourth quarter, the first catch of his NFL career.

►**Vs. Cincinnati (Sept. 24):** Played five snaps on offense and posted a 6-yard run.

# National Football League Game Summary

NFL Copyright © 2017 by The National Football League. All rights reserved. This summary and play-by-play is for the express purpose of assisting media in their coverage of the game; any other use of this material is prohibited without the written permission of the National Football League. Updated: 9/25/2017

Date: Sunday, 9/24/2017

## Cincinnati Bengals at Green Bay Packers

at Lambeau Field, Green Bay, WI

Start Time: 3:25 PM CDT

### Game Day Weather

Game Weather: Sunny  
 Played Outdoor on Turf: DD GrassMaster

Temp: 89° F (31.7° C) Humidity: 44%, Wind: S 8 mph

### Officials

Referee: Steratore, Gene (114)	Umpire: Ellison, Roy (81)	Down Judge: Oliver, David (24)
Line Judge: Arthur, Gary (108)	Field Judge: Weatherford, Mike (116)	Side Judge: Hill, Adrian (29)
Back Judge: Paganelli, Dino (105)	Replay Official: Weidner, Paul (0)	

### Lineups

Cincinnati Bengals			Green Bay Packers				
Offense		Defense	Offense		Defense		
WR 18	A.Green	LDE 96	C.Dunlap	WR 87	J.Nelson	DE 94	D.Lowry
LOT 70	C.Ogbuehi	NT 92	P.Sims	LT 68	K.Murphy	NT 97	K.Clark
LG 65	C.Boling	DT 97	G.Atkins	LG 65	L.Taylor	LOLB 55	A.Brooks
C 61	R.Bodine	RDE 90	M.Johnson	C 63	C.Linsley	ILB 50	B.Martinez
RG 60	T.Johnson	SLB 59	N.Vigil	RG 73	J.Evans	ILB 27	J.Jones
ROT 74	J.Fisher	MLB 51	K.Minter	RT 75	B.Bulaga	ROLB 52	C.Matthews
TE 81	T.Kroft	WLB 57	V.Rey	TE 80	M.Bennett	LCB 23	D.Randall
WR 83	T.Boyd	LCB 27	D.Kirkpatrick	TE 84	L.Kendricks	RCB 20	K.King
WR 11	B.LaFell	RCB 24	A.Jones	WR 17	D.Adams	CB 42	M.Burnett
QB 14	A.Dalton	SS 36	S.Williams	QB 12	A.Rodgers	SS 25	M.Evans
HB 32	J.Hill	FS 43	G.Iloka	RB 88	T.Montgomery	FS 21	H.Clinton-Dix

### Substitutions

K 4 R.Bullock, P 10 K.Huber, WR 12 A.Erickson, WR 16 C.Core, CB 21 D.Dennard, CB 22 W.Jackson, HB 25 G.Bernard, CB 26 J.Shaw, HB 28 J.Mixon, S 42 C.Fejedelem, LS 46 C.Harris, LB 50 J.Evans, LB 56 H.Nickerson, LB 58 C.Lawson, OT 71 A.Smith, DE 75 J.Willis, H-B 82 C.Carter, TE 87 C.Uzomah, H-B 89 R.Hewitt, DE 94 C.Smith, DT 98 R.Glasgow, DT 99 A.Billings

### Did Not Play

QB 5 A.McCarron, G 62 A.Redmond

### Not Active

WR 15 J.Ross, CB 20 K.Russell, S 31 D.Smith, G 63 C.Westerman, G 66 T.Hopkins, WR 80 J.Malone, TE 85 T.Eifert

### Substitutions

K 2 M.Crosby, P 8 J.Vogel, WR 11 T.Davis, FB 22 A.Ripkowski, CB 24 Q.Rollins, CB 28 J.Hawkins, RB 30 J.Williams, RB 32 D.Mays, RB 33 A.Jones, CB 41 L.Pipkins, LB 48 J.Thomas, LB 51 K.Fackrell, LS 61 B.Goode, G 62 L.Patrick, G 64 J.McCray, WR 81 G.Allison, TE 82 R.Rodgers, WR 83 J.Janis, DT 90 M.Adams, DT 91 Q.Dial, LB 98 C.Odom, DT 99 R.Jean Francois

### Did Not Play

QB 7 B.Hundley, G/T 77 A.Pankey

### Not Active

WR 18 R.Cobb, S 29 K.Brice, CB 31 D.House, LB 47 J.Ryan, LB 53 N.Perry, T 69 D.Bakhtiari, DT 76 M.Daniels

### Field Goals (made ( ) & missed)

R.Bullock	48WR (46)	M.Crosby	(28) (27)
		<b>1</b>	<b>2</b>
VISITOR:	Cincinnati Bengals	7	14
HOME:	Green Bay Packers	7	0
			<b>3</b>
			<b>4</b>
			<b>OT</b>
			<b>Total</b>
			0
			24
			3
			27

### Scoring Plays

Team	Qtr	Time	Play Description (Extra Point) (Drive Info)	Visitor	Home
Bengals	1	9:40	A.Green 10 yd. pass from A.Dalton (R.Bullock kick) (10-79, 5:20)	7	0
Packers	1	7:46	L.Kendricks 1 yd. pass from A.Rodgers (M.Crosby kick) (6-60, 1:54)	7	7
Bengals	2	12:29	G.Bernard 6 yd. pass from A.Dalton (R.Bullock kick) (9-60, 4:49)	14	7
Bengals	2	10:20	W.Jackson 75 yd. interception return (R.Bullock kick)	21	7
Packers	3	9:54	J.Nelson 1 yd. pass from A.Rodgers (M.Crosby kick) (8-75, 5:06)	21	14
Packers	4	14:43	M.Crosby 28 yd. Field Goal (8-52, 2:58)	21	17
Bengals	4	3:46	R.Bullock 46 yd. Field Goal (11-63, 5:57)	24	17
Packers	4	0:17	J.Nelson 3 yd. pass from A.Rodgers (M.Crosby kick) (12-75, 3:29)	24	24
Packers	5	6:22	M.Crosby 27 yd. Field Goal (5-70, 1:17)	24	27

Paid Attendance: 78,323

Time: 3:18

**Cincinnati Bengals vs Green Bay Packers**  
**9/24/2017 at Lambeau Field**

# Final Individual Statistics

## Cincinnati Bengals

## Green Bay Packers

RUSHING						RUSHING					
	ATT	YDS	AVG	LG	TD		ATT	YDS	AVG	LG	TD
J.Mixon	18	62	3.4	20	0	T.Montgomery	12	35	2.9	8	0
G.Bernard	3	27	9.0	25	0	A.Rodgers	4	23	5.8	13	0
J.Hill	7	23	3.3	8	0	J.Williams	1	6	6.0	6	0
A.Dalton	2	-2	-1.0	-1	0						
Total	30	110	3.7	25	0	Total	17	64	3.8	13	0

PASSING									PASSING								
	ATT	CMP	YDS	SK/YD	TD	LG	IN	RT		ATT	CMP	YDS	SK/YD	TD	LG	IN	RT
A.Dalton	27	21	212	3/21	2	21	0	124.1	A.Rodgers	42	28	313	6/33	3	72	1	102.6
Total	27	21	212	3/21	2	21	0	124.1	Total	42	28	313	6/33	3	72	1	102.6

PASS RECEIVING								PASS RECEIVING							
	TAR	REC	YDS	AVG	LG	TD		TAR	REC	YDS	AVG	LG	TD		
A.Green	13	10	111	11.1	20	1	T.Montgomery	12	8	15	1.9	5	0		
J.Mixon	3	3	39	13.0	21	0	G.Allison	8	6	122	20.3	72	0		
T.Kroft	4	3	28	9.3	14	0	J.Nelson	9	6	52	8.7	23	2		
G.Bernard	2	2	12	6.0	6	1	D.Adams	6	3	60	20.0	41	0		
T.Boyd	1	1	11	11.0	11	0	M.Bennett	4	3	12	4.0	6	0		
J.Hill	1	1	6	6.0	6	0	L.Kendricks	3	2	52	26.0	51	1		
B.LaFell	2	1	5	5.0	5	0									
Total	26	21	212	10.1	21	2	Total	42	28	313	11.2	72	3		

INTERCEPTIONS						INTERCEPTIONS					
	NO	YDS	AVG	LG	TD		NO	YDS	AVG	LG	TD
W.Jackson	1	75	75.0	75	1						
Total	1	75	75.0	75	1	Total	0	0	0	0	0

PUNTING								PUNTING							
	NO	YDS	AVG	NET	TB	IN20	LG		NO	YDS	AVG	NET	TB	IN20	LG
K.Huber	6	296	49.3	37.7	0	1	58	J.Vogel	6	296	49.3	44.2	0	2	61
Total	6	296	49.3	37.7	0	1	58	Total	6	296	49.3	44.2	0	2	61

PUNT RETURNS								PUNT RETURNS							
	NO	YDS	AVG	FC	LG	TD		NO	YDS	AVG	FC	LG	TD		
A.Erickson	4	31	7.8	0	20	0	T.Davis	5	70	14.0	1	33	0		
W.Jackson	1	0	0.0	0	0	0									
[OUT OF BOUNDS]	1	0	0.0	0	0	0									
Total	5	31	6.2	0	20	0	Total	5	70	14.0	1	33	0		

KICKOFF RETURNS								KICKOFF RETURNS							
	NO	YDS	AVG	FC	LG	TD		NO	YDS	AVG	FC	LG	TD		
A.Erickson	1	20	20.0	0	20	0	[OUT OF BOUNDS]	1	0	0.0	0	0	0		
[TOUCHBACK]	5	0	0.0	0	0	0	[TOUCHBACK]	4	0	0.0	0	0	0		
Total	1	20	20.0	0	20	0	Total	0	0	0.0	0	0	0		

### Cincinnati Bengals

FUMBLES												
	FUM	LOST	OWN-REC	YDS	TD	FORCED	OPP-REC	YDS	TD	OUT-BDS		
W.Jackson	1	1	0	0	0	0	0	0	0	0		
Total	1	1	0	0	0	0	0	0	0	0		

### Green Bay Packers

FUMBLES												
	FUM	LOST	OWN-REC	YDS	TD	FORCED	OPP-REC	YDS	TD	OUT-BDS		
Q.Rollins	0	0	0	0	0	0	1	0	0	0		
Total	0	0	0	0	0	0	1	0	0	0		

**Cincinnati Bengals vs Green Bay Packers**  
**9/24/2017 at Lambeau Field**

# Final Team Statistics

	<b>Visitor Bengals</b>	<b>Home Packers</b>
<b>TOTAL FIRST DOWNS</b>	21	22
By Rushing	6	4
By Passing	13	15
By Penalty	2	3
<b>THIRD DOWN EFFICIENCY</b>	4-12-33%	7-15-47%
<b>FOURTH DOWN EFFICIENCY</b>	0-0-0%	0-0-0%
<b>TOTAL NET YARDS</b>	301	344
Total Offensive Plays (inc. times thrown passing)	60	65
Average gain per offensive play	5.0	5.3
<b>NET YARDS RUSHING</b>	110	64
Total Rushing Plays	30	17
Average gain per rushing play	3.7	3.8
Tackles for a loss-number and yards	6-13	1-2
<b>NET YARDS PASSING</b>	191	280
Times thrown - yards lost attempting to pass	3-21	6-33
Gross yards passing	212	313
<b>PASS ATTEMPTS-COMPLETIONS-HAD INTERCEPTED</b>	27-21-0	42-28-1
Avg gain per pass play (inc.# thrown passing)	6.4	5.8
<b>KICKOFFS Number-In End Zone-Touchbacks</b>	5-4-4	6-5-5
<b>PUNTS Number and Average</b>	6-49.3	6-49.3
Had Blocked	0	0
<b>FGs - PATs Had Blocked</b>	0-0	0-0
<b>Net Punting Average</b>	37.7	44.2
<b>TOTAL RETURN YARDAGE (Not Including Kickoffs)</b>	106	70
No. and Yards Punt Returns	5-31	5-70
No. and Yards Kickoff Returns	1-20	0-0
No. and Yards Interception Returns	1-75	0-0
<b>PENALTIES Number and Yards</b>	7-68	4-33
<b>FUMBLES Number and Lost</b>	1-1	0-0
<b>TOUCHDOWNS</b>	3	3
Rushing	0	0
Passing	2	3
Interceptions	1	0
<b>EXTRA POINTS Made-Attempts</b>	3-3	3-3
Kicking Made-Attempts	3-3	3-3
<b>FIELD GOALS Made-Attempts</b>	1-2	2-2
<b>RED ZONE EFFICIENCY</b>	2-2-100%	3-5-60%
<b>GOAL TO GO EFFICIENCY</b>	1-1-100%	3-4-75%
<b>SAFETIES</b>	0	0
<b>FINAL SCORE</b>	24	27
<b>TIME OF POSSESSION</b>	34:17	29:21



**Cincinnati Bengals vs Green Bay Packers**  
**9/24/2017 at Lambeau Field**

# Ball Possession And Drive Chart

**Cincinnati Bengals**

#	Time Recd	Time Lost	Time Poss	How Ball Obtained	Drive Began	# Play	Yds Gain	Yds Pen	Net Yds	1st Down	Last Scrm	How Given Up
1	15:00	9:40	5:20	Kickoff	CIN 21	10	67	12	79	5	* GB 10	Touchdown
2	7:46	3:41	4:05	Kickoff	CIN 25	6	28	0	28	2	GB 47	Punt
3	2:18	12:29	4:49	Punt	CIN 40	9	60	0	60	4	* GB 6	Touchdown
4	6:00	2:40	3:20	Punt	CIN 6	5	29	0	29	2	CIN 35	Punt
5	1:41	0:38	1:03	Punt	CIN 37	3	8	0	8	0	CIN 45	Punt
6	9:54	7:37	2:17	Kickoff	CIN 25	4	12	0	12	1	CIN 37	Punt
7	5:23	2:41	2:42	Punt	GB 47	6	17	0	17	2	GB 30	Missed FG
8	14:43	12:37	2:06	Kickoff	CIN 25	4	19	-12	7	1	CIN 32	Punt
9	9:43	3:46	5:57	Punt	CIN 9	11	57	6	63	4	GB 28	Field Goal
10	0:17	0:00	0:17	Kickoff	CIN 25	1	-1	0	-1	0	CIN 25	End of Half
11	10:00	7:39	2:21	Kickoff	CIN 25	3	5	0	5	0	CIN 30	Punt

(291) Average CIN 26

**Green Bay Packers**

#	Time Recd	Time Lost	Time Poss	How Ball Obtained	Drive Began	# Play	Yds Gain	Yds Pen	Net Yds	1st Down	Last Scrm	How Given Up
1	9:40	7:46	1:54	Kickoff	GB 40	6	27	33	60	4	* CIN 1	Touchdown
2	3:41	2:18	1:23	Punt	GB 40	3	-7	0	-7	0	GB 33	Punt
3	12:29	10:20	2:09	Kickoff	GB 25	4	45	0	45	1	CIN 30	Interception
4	10:20	6:00	4:20	Kickoff	GB 25	6	14	-5	9	1	GB 34	Punt
5	2:40	1:41	0:59	Punt	GB 17	3	-4	0	-4	0	GB 13	Punt
6	0:38	0:00	0:38	Punt	GB 10	4	3	0	3	1	GB 13	Punt
7	15:00	9:54	5:06	Kickoff	GB 25	8	74	1	75	5	* CIN 1	Touchdown
8	7:37	5:23	2:14	Punt	GB 23	3	-9	0	-9	0	GB 14	Punt
9	2:41	14:43	2:58	Missed FG	GB 38	8	47	5	52	2	* CIN 10	Field Goal
10	12:37	9:43	2:54	Punt	GB 21	5	13	7	20	1	GB 41	Punt
11	3:46	0:17	3:29	Kickoff	GB 25	12	71	4	75	6	* CIN 3	Touchdown
12	7:39	6:22	1:17	Punt	GB 21	5	70	0	70	1	* CIN 9	Field Goal

(310) Average GB 26

\* inside opponent's 20

**Time of Possession by Quarter**

		1st	2nd	3rd	4th	OT	Total
<b>Visitor</b>	Cincinnati Bengals	11:43	6:54	4:59	8:20	2:21	34:17
<b>Home</b>	Green Bay Packers	3:17	8:06	10:01	6:40	1:17	29:21

**Kickoff Drive No.-Start Average**

Bengals: 6 - CIN 24                      Packers: 5 - GB 28

**Cincinnati Bengals vs Green Bay Packers**  
**9/24/2017 at Lambeau Field**

# Final Defensive Statistics

Cincinnati Bengals	Regular Defensive Plays											Special Teams					Misc			
	TKL	AST	COMB	SK	/ YDS	TFL	Q	IN	PD	FF	FR	TKL	AST	FF	FR	BL	TKL	AST	FF	FR
D.Dennard	7	3	10	1	0	0	0	0	0	0	0	0	0	0	0	0	0	0	0	0
N.Vigil	3	4	7	0	0	0	0	0	0	0	0	0	0	0	0	0	0	0	0	0
V.Rey	3	3	6	0	0	0	0	0	0	0	0	0	0	0	0	0	0	0	0	0
K.Minter	2	3	5	0	0	0	0	0	0	0	0	0	0	0	0	0	0	0	0	0
S.Williams	2	3	5	0	0	0	0	0	0	0	0	0	0	0	0	0	0	0	0	0
C.Lawson	3	1	4	2.5	19.5	2	3	0	0	0	0	0	0	0	0	0	0	0	0	0
G.Iloka	2	2	4	0	0	0	0	0	0	0	0	0	0	0	0	0	0	0	0	0
C.Dunlap	3	0	3	1	0	1	2	0	0	0	0	0	0	0	0	0	0	0	0	0
M.Johnson	3	0	3	1	7	1	2	0	0	0	0	0	0	0	0	0	0	0	0	0
W.Jackson	3	0	3	0	0	0	0	1	1	0	0	1	0	0	0	0	0	0	0	0
A.Jones	3	0	3	0	0	0	0	0	0	0	0	0	0	0	0	0	0	0	0	0
C.Smith	2	1	3	0.5	6.5	0	1	0	0	0	0	0	0	0	0	0	0	0	0	0
D.Kirkpatrick	2	0	2	0	0	0	0	0	0	0	0	0	0	0	0	0	0	0	0	0
G.Atkins	1	0	1	0	0	0	1	0	0	0	0	0	0	0	0	0	0	0	0	0
J.Willis	1	0	1	0	0	0	0	0	0	0	0	0	0	0	0	0	0	0	0	0
J.Shaw	1	0	1	0	0	0	0	0	0	0	0	0	0	0	0	0	0	0	0	0
P.Sims	0	1	1	0	0	0	0	0	0	0	0	0	0	0	0	0	0	0	0	0
C.Fejedelem	0	0	0	0	0	0	0	0	0	0	0	2	1	0	0	0	0	0	0	0
R.Hewitt	0	0	0	0	0	0	0	0	0	0	0	1	0	0	0	0	0	0	0	0
C.Uzomah	0	0	0	0	0	0	0	0	0	0	0	1	0	0	0	0	0	0	0	0
C.Harris	0	0	0	0	0	0	0	0	0	0	0	0	1	0	0	0	0	0	0	0
J.Evans	0	0	0	0	0	0	0	0	0	0	0	0	1	0	0	0	0	0	0	0
<b>Total</b>	<b>41</b>	<b>21</b>	<b>62</b>	<b>6</b>	<b>33</b>	<b>4</b>	<b>9</b>	<b>1</b>	<b>1</b>	<b>0</b>	<b>0</b>	<b>5</b>	<b>3</b>	<b>0</b>	<b>0</b>	<b>0</b>	<b>0</b>	<b>0</b>	<b>0</b>	<b>0</b>

**TKL = Tackle AST = Assist COMB = Combined QH=QB Hit IN = Interception PD = Pass Defense FF = Forced Fumble FR = Fumble Recovery**

Green Bay Packers	Regular Defensive Plays											Special Teams					Misc			
	TKL	AST	COMB	SK	/ YDS	TFL	QH	IN	PD	FF	FR	TKL	AST	FF	FR	BL	TKL	AST	FF	FR
J.Jones	11	1	12	2	14	3	2	0	0	0	0	0	0	0	0	0	0	0	0	0
B.Martinez	7	4	11	0	0	1	0	0	0	0	0	0	0	0	0	0	0	0	0	0
K.King	5	2	7	0	0	0	0	0	0	0	0	0	0	0	0	0	0	0	0	0
K.Clark	4	1	5	0	0	1	0	0	0	0	0	0	0	0	0	0	0	0	0	0
M.Burnett	3	2	5	0	0	1	0	0	0	0	0	0	0	0	0	0	0	0	0	0
M.Evans	4	0	4	0	0	0	0	0	0	0	0	1	0	0	0	0	0	0	0	0
D.Randall	3	1	4	0	0	1	0	0	0	0	0	0	0	0	0	0	0	0	0	0
H.Clinton-Dix	2	1	3	0	0	0	0	0	0	0	0	0	0	0	0	0	0	0	0	0
C.Matthews	1	2	3	0	0	0	0	0	0	0	0	0	0	0	0	0	0	0	0	0
A.Brooks	2	0	2	1	7	1	2	0	0	0	0	0	0	0	0	0	0	0	0	0
D.Lowry	2	0	2	0	0	1	0	0	0	0	0	0	0	0	0	0	0	0	0	0
Q.Dial	1	0	1	0	0	0	0	0	0	0	0	0	0	0	0	0	0	0	0	0
K.Fackrell	0	1	1	0	0	0	1	0	0	0	0	0	0	0	0	0	0	0	0	0
J.Thomas	0	1	1	0	0	0	0	0	0	0	0	0	1	0	0	0	0	0	0	0
C.Odom	0	1	1	0	0	0	0	0	0	0	0	0	0	0	0	0	0	0	0	0
J.Vogel	0	0	0	0	0	0	0	0	0	0	0	1	0	0	0	0	0	0	0	0
J.Janis	0	0	0	0	0	0	0	0	0	0	0	1	0	0	0	0	0	0	0	0
Q.Rollins	0	0	0	0	0	0	0	0	0	0	0	0	1	0	1	0	0	0	0	0
<b>Total</b>	<b>45</b>	<b>17</b>	<b>62</b>	<b>3</b>	<b>21</b>	<b>9</b>	<b>5</b>	<b>0</b>	<b>0</b>	<b>0</b>	<b>0</b>	<b>3</b>	<b>2</b>	<b>0</b>	<b>1</b>	<b>0</b>	<b>0</b>	<b>0</b>	<b>0</b>	<b>0</b>





## First Quarter

9/24/2017

## Play By Play

GB wins the coin toss and elects to defer. CIN elects to Receive, and GB elects to defend the north goal.

M.Crosby kicks 64 yards from GB 35 to CIN 1. A.Erickson to CIN 21 for 20 yards (M.Evans).

## Cincinnati Bengals at 15:00, (1st play from scrimmage 14:55)

1-10-CIN 21	(14:55) J.Hill up the middle to CIN 22 for 1 yard (A.Brooks).	
2-9-CIN 22	(14:15) (Shotgun) A.Dalton pass short middle to T.Kroft to CIN 35 for 13 yards (K.King).	P1
1-10-CIN 35	(13:35) J.Hill left end to CIN 37 for 2 yards (B.Martinez).	
2-8-CIN 37	(13:00) (Shotgun) A.Dalton pass short right to A.Green to 50 for 13 yards (M.Burnett; K.King).	P2
1-10-50	(12:18) A.Dalton pass incomplete deep right to A.Green.	
2-10-50	(12:11) (Shotgun) A.Dalton pass short right to J.Hill to GB 44 for 6 yards (Q.Dial).	
3-4-GB 44	(11:38) (Shotgun) J.Mixon left end pushed ob at GB 24 for 20 yards (M.Evans).	R3
	<i>PENALTY on GB-M.Evans, Face Mask (15 Yards), 12 yards, enforced at GB 24.</i>	X4
1-10-GB 12	(11:11) J.Mixon right end to GB 9 for 3 yards (B.Martinez).	
2-7-GB 9	(10:29) J.Mixon right end to GB 10 for -1 yards (D.Lowry).	
3-8-GB 10	<b>(9:40) (Shotgun) A.Dalton pass short middle to A.Green for 10 yards, TOUCHDOWN.</b>	P5
	R.Bullock extra point is GOOD, Center-C.Harris, Holder-K.Huber.	

<b>CIN 7 GB 0, 10 plays, 79 yards, 1 penalty, 5:20 drive, 5:20 elapsed</b>
--

R.Bullock kicks 63 yards from CIN 35 to GB 2, out of bounds.

## Green Bay Packers at 9:40

1-10-GB 40	(9:40) (Shotgun) A.Rodgers sacked ob at GB 40 for 0 yards (C.Dunlap).	
2-10-GB 40	(9:14) (No Huddle, Shotgun) A.Rodgers pass incomplete deep left to L.Kendricks.	
	<i>PENALTY on CIN-A.Jones, Defensive Pass Interference, 33 yards, enforced at GB 40 - No Play.</i>	X1
1-10-CIN 27	(9:07) T.Montgomery left end to CIN 20 for 7 yards (K.Minter).	
2-3-CIN 20	(8:40) (No Huddle, Shotgun) A.Rodgers pass incomplete short right to D.Adams.	
3-3-CIN 20	(8:36) (Shotgun) A.Rodgers pass short middle to J.Nelson to CIN 11 for 9 yards (G.Iloka).	P2
1-10-CIN 11	(8:05) A.Rodgers pass short right to D.Adams to CIN 1 for 10 yards (S.Williams). FUMBLES (S.Williams), RECOVERED by CIN-D.Kirkpatrick at CIN 0. D.Kirkpatrick to GB 48 for 52 yards (A.Rodgers). The Replay Official reviewed the fumble ruling, and the play was REVERSED. A.Rodgers pass short right to D.Adams to CIN 1 for 10 yards (S.Williams; G.Iloka). Timeout #1 by CIN at 07:51.	P3
1-1-CIN 1	<b>(7:51) A.Rodgers pass short right to L.Kendricks for 1 yard, TOUCHDOWN.</b>	P4
	M.Crosby extra point is GOOD, Center-B.Goode, Holder-J.Vogel.	

<b>CIN 7 GB 7, 6 plays, 60 yards, 1 penalty, 1:54 drive, 7:14 elapsed</b>
---

M.Crosby kicks 65 yards from GB 35 to end zone, Touchback.

## Cincinnati Bengals at 7:46

1-10-CIN 25	(7:46) A.Dalton pass short middle to A.Green to CIN 42 for 17 yards (K.King).	P6
1-10-CIN 42	(7:12) (Shotgun) J.Mixon right end to CIN 43 for 1 yard (J.Jones; B.Martinez).	
2-9-CIN 43	(6:34) (Shotgun) A.Dalton pass short right to T.Kroft pushed ob at GB 43 for 14 yards (J.Jones).	P7
1-10-GB 43	(6:04) (Shotgun) J.Mixon right end to GB 42 for 1 yard (D.Lowry, B.Martinez).	
2-9-GB 42	(5:20) (Shotgun) J.Mixon right tackle to GB 41 for 1 yard (J.Jones).	
3-8-GB 41	(4:38) (Shotgun) A.Dalton sacked at GB 47 for -6 yards (J.Jones).	
4-14-GB 47	(3:41) K.Huber punts 40 yards to GB 7, Center-C.Harris. T.Davis to GB 40 for 33 yards (R.Hewitt, C.Fejedelem).	

## Green Bay Packers at 3:41

1-10-GB 40	(3:41) (Shotgun) T.Montgomery right guard to GB 40 for no gain (C.Lawson).	
2-10-GB 40	(3:11) (No Huddle, Shotgun) A.Rodgers pass incomplete short right to D.Adams.	
3-10-GB 40	(3:08) (Shotgun) A.Rodgers pass short left to T.Montgomery to GB 33 for -7 yards (N.Vigil; V.Rey).	
4-17-GB 33	(2:25) J.Vogel punts 27 yards to CIN 40, Center-B.Goode, out of bounds.	

## Cincinnati Bengals at 2:18

1-10-CIN 40	(2:18) J.Mixon left end to CIN 34 for -6 yards (D.Randall).	
2-16-CIN 34	(1:35) (Shotgun) A.Dalton pass short right to J.Mixon to CIN 43 for 9 yards (D.Randall).	
3-7-CIN 43	(:52) (Shotgun) A.Dalton pass short left to J.Mixon to GB 48 for 9 yards (H.Clinton-Dix).	P8
1-10-GB 48	(:25) (Shotgun) G.Bernard right tackle to GB 23 for 25 yards (H.Clinton-Dix; J.Thomas).	R9

Cincinnati Bengals vs Green Bay Packers at Lambeau Field

END OF QUARTER

	Score	Time Poss	First Downs				Efficiencies	
			R	P	X	T	3 Down	4 Down
Cincinnati Bengals	7	11:43	2	6	1	9	3/4	0/0
Green Bay Packers	7	3:17	0	3	1	4	1/2	0/0

## Second Quarter

9/24/2017

## Play By Play

Cincinnati Bengals continued.

<u>1-10-GB 23</u>	(15:00) J.Hill up the middle to GB 15 for 8 yards (C.Matthews).	
2-2-GB 15	(14:25) J.Hill right guard to GB 14 for 1 yard (C.Matthews; K.Clark).	
3-1-GB 14	(13:57) (No Huddle, Shotgun) J.Hill left guard to GB 9 for 5 yards (K.Clark).	R10
<u>1-9-GB 9</u>	(13:15) J.Hill up the middle to GB 6 for 3 yards (M.Evans).	
2-6-GB 6	<b>(12:35) (Shotgun) A.Dalton pass short left to G.Bernard for 6 yards, TOUCHDOWN.</b>	P11
	R.Bullock extra point is GOOD, Center-C.Harris, Holder-K.Huber.	

<b>CIN 14 GB 7, 9 plays, 60 yards, 4:49 drive, 2:31 elapsed</b>
---

R.Bullock kicks 65 yards from CIN 35 to end zone, Touchback.

## Green Bay Packers at 12:29

1-10-GB 25	(12:29) A.Rodgers pass deep right to D.Adams to CIN 34 for 41 yards (G.Iloka).	P5
	<i>Penalty on CIN-D.Kirkpatrick, Defensive Holding, declined.</i>	
<u>1-10-CIN 34</u>	(12:00) (Shotgun) T.Montgomery left end to CIN 34 for no gain (C.Dunlap).	
2-10-CIN 34	(11:20) (Shotgun) A.Rodgers pass short right to T.Montgomery to CIN 30 for 4 yards (D.Dennard).	
3-6-CIN 30	<b>(10:20) (Shotgun) A.Rodgers pass short left intended for J.Nelson INTERCEPTED by W.Jackson at CIN 25. W.Jackson for 75 yards, TOUCHDOWN.</b>	

## Cincinnati Bengals at 10:20

R.Bullock extra point is GOOD, Center-C.Harris, Holder-K.Huber.

<b>CIN 21 GB 7, 0 plays, 75 yards, 0:00 drive, 4:40 elapsed</b>
---

R.Bullock kicks 65 yards from CIN 35 to end zone, Touchback.

## Green Bay Packers at 10:20

1-10-GB 25	(10:20) T.Montgomery up the middle to GB 28 for 3 yards (D.Dennard; S.Williams).	
2-7-GB 28	(9:39) (Shotgun) A.Rodgers pass short left to T.Montgomery to GB 32 for 4 yards (W.Jackson).	
3-3-GB 32	(9:07) (Shotgun) A.Rodgers scrambles right end to GB 41 for 9 yards (J.Willis).	R6
<u>1-10-GB 41</u>	(8:28) J.Williams left guard to GB 47 for 6 yards (C.Smith).	
2-4-GB 47	(7:46) A.Rodgers sacked ob at GB 47 for 0 yards (D.Dennard).	
3-4-GB 47	<i>(7:14) (Shotgun) PENALTY on GB-A.Rodgers, Delay of Game, 5 yards, enforced at GB 47 - No Play.</i>	
3-9-GB 42	(6:48) (Shotgun) A.Rodgers sacked at GB 34 for -8 yards (C.Lawson).	
4-17-GB 34	(6:13) J.Vogel punts 54 yards to CIN 12, Center-B.Goode. A.Erickson pushed ob at CIN 39 for 27 yards (J.Vogel).	
	<i>PENALTY on CIN-J.Shaw, Offensive Holding, 6 yards, enforced at CIN 12.</i>	

## Cincinnati Bengals at 6:00

1-10-CIN 6	(6:00) (Shotgun) J.Mixon up the middle to CIN 16 for 10 yards (M.Burnett).	R12
<u>1-10-CIN 16</u>	(5:20) (Shotgun) A.Dalton pass short right to A.Green to CIN 27 for 11 yards (H.Clinton-Dix).	P13
<u>1-10-CIN 27</u>	(4:52) (No Huddle, Shotgun) J.Mixon left guard to CIN 35 for 8 yards (M.Evans).	
2-2-CIN 35	(4:18) (Shotgun) J.Mixon right end to CIN 34 for -1 yards (J.Jones, C.Odom).	
3-3-CIN 34	(3:36) (Shotgun) G.Bernard up the middle to CIN 35 for 1 yard (B.Martinez).	
4-2-CIN 35	(2:52) K.Huber punts 48 yards to GB 17, Center-C.Harris. T.Davis to GB 27 for 10 yards (C.Harris; J.Evans).	
	<i>PENALTY on GB-K.Fackrell, Illegal Block Above the Waist, 10 yards, enforced at GB 27.</i>	

## Green Bay Packers at 2:40

1-10-GB 17	(2:40) A.Rodgers pass short left to M.Bennett pushed ob at GB 18 for 1 yard (A.Jones).
2-9-GB 18	(2:21) (No Huddle, Shotgun) A.Rodgers sacked at GB 13 for -5 yards (C.Lawson).

Two-Minute Warning

3-14-GB 13	(2:00) (Shotgun) A.Rodgers pass incomplete deep middle to J.Nelson.
4-14-GB 13	(1:54) J.Vogel punts 61 yards to CIN 26, Center-B.Goode. A.Erickson to CIN 37 for 11 yards (J.Thomas; Q.Rollins).

## Cincinnati Bengals at 1:41

1-10-CIN 37	(1:41) (Shotgun) A.Dalton pass short right to A.Green to CIN 39 for 2 yards (J.Jones).
2-8-CIN 39	(1:16) (No Huddle, Shotgun) A.Dalton pass short middle to G.Bernard to CIN 45 for 6 yards (J.Jones) [K.Fackrell].
3-2-CIN 45	(:48) (No Huddle, Shotgun) A.Dalton pass incomplete short right to A.Green.
4-2-CIN 45	(:45) K.Huber punts 45 yards to GB 10, Center-C.Harris, fair catch by T.Davis.

## Green Bay Packers at 0:38

1-10-GB 10	(:38) (Shotgun) A.Rodgers pass short right to G.Allison to GB 20 for 10 yards (D.Dennard; V.Rey).	P7
------------	---	----

**Cincinnati Bengals vs Green Bay Packers at Lambeau Field**

Timeout #1 by GB at 00:30.

1-10-GB 20 (:30) (Shotgun) A.Rodgers pass incomplete short right to T.Montgomery. GB-L.Taylor was injured during the play.

Timeout #2 by GB at 00:25. Timeout charged to team due to injury

2-10-GB 20 (:25) (Shotgun) A.Rodgers pass incomplete deep left to G.Allison.

3-10-GB 20 (:17) (Shotgun) A.Rodgers sacked at GB 13 for -7 yards (M.Johnson).

Timeout #2 by CIN at 00:11.

4-17-GB 13 (:11) J.Vogel punts 51 yards to CIN 36, Center-B.Goode. W.Jackson MUFFS catch, touched at CIN 36, RECOVERED by GB-Q.Rollins at CIN 33. Q.Rollins to CIN 33 for no gain (W.Jackson).

**END OF QUARTER**

	Score	Time Poss	First Downs				Efficiencies	
			R	P	X	T	3 Down	4 Down
<b>Cincinnati Bengals</b>	<b>21</b>	<b>6:54</b>	<b>2</b>	<b>2</b>	<b>0</b>	<b>4</b>	<b>1/3</b>	<b>0/0</b>
<b>Green Bay Packers</b>	<b>7</b>	<b>8:06</b>	<b>1</b>	<b>2</b>	<b>0</b>	<b>3</b>	<b>1/5</b>	<b>0/0</b>



## Third Quarter

9/24/2017

## Play By Play

GB elects to Receive, and CIN elects to defend the goal.

R.Bullock kicks 65 yards from CIN 35 to end zone, Touchback.

## Green Bay Packers at 15:00

1-10-GB 25	(15:00) (Shotgun) A.Rodgers pass deep right to L.Kendricks to CIN 24 for 51 yards (V.Rey, G.Iloka).	P8
<u>1-10-CIN 24</u>	(14:05) (Shotgun) A.Rodgers pass short left to M.Bennett pushed ob at CIN 19 for 5 yards (V.Rey).	
2-5-CIN 19	(13:43) (No Huddle) A.Rodgers pass short left to J.Nelson to CIN 13 for 6 yards (A.Jones).	P9
<u>1-10-CIN 13</u>	(13:09) (No Huddle) T.Montgomery left end to CIN 5 for 8 yards (N.Vigil, K.Minter).	
2-2-CIN 5	(12:30) T.Montgomery right guard to CIN 2 for 3 yards (D.Dennard, K.Minter).	R10
<u>1-2-CIN 2</u>	(11:36) (Shotgun) A.Rodgers pass incomplete short right to J.Nelson. <i>PENALTY on CIN-D.Kirkpatrick, Defensive Pass Interference, 1 yard, enforced at CIN 2 - No Play.</i>	X11
<u>1-1-CIN 1</u>	(11:32) T.Montgomery right guard to CIN 1 for no gain (G.Atkins, K.Minter).	
2-1-CIN 1	(10:50) T.Montgomery right tackle to CIN 1 for no gain (K.Minter, P.Sims).	
3-1-CIN 1	<b>(10:00) (Shotgun) A.Rodgers pass short middle to J.Nelson for 1 yard, TOUCHDOWN.</b> M.Crosby extra point is GOOD, Center-B.Goode, Holder-J.Vogel.	P12

<b>CIN 21 GB 14, 8 plays, 75 yards, 1 penalty, 5:06 drive, 5:06 elapsed</b>
---

M.Crosby kicks 65 yards from GB 35 to end zone, Touchback.

## Cincinnati Bengals at 9:54

1-10-CIN 25	(9:54) (Shotgun) A.Dalton pass short left to J.Mixon pushed ob at CIN 46 for 21 yards (M.Evans).	P14
<u>1-10-CIN 46</u>	(9:24) (Shotgun) J.Mixon right tackle to CIN 44 for -2 yards (K.Clark).	
2-12-CIN 44	(8:40) (Shotgun) A.Dalton pass incomplete deep right to A.Green.	
3-12-CIN 44	(8:32) (Shotgun) A.Dalton sacked at CIN 37 for -7 yards (A.Brooks).	
4-19-CIN 37	(7:50) K.Huber punts 48 yards to GB 15, Center-C.Harris. T.Davis to GB 23 for 8 yards (C.Uzomah).	

## Green Bay Packers at 7:37

1-10-GB 23	(7:37) T.Montgomery left end to GB 25 for 2 yards (W.Jackson, S.Williams).
2-8-GB 25	(7:01) (Shotgun) A.Rodgers pass short right to T.Montgomery to GB 27 for 2 yards (D.Kirkpatrick).
3-6-GB 27	(6:18) (Shotgun) A.Rodgers sacked at GB 14 for -13 yards (sack split by C.Smith and C.Lawson).
4-19-GB 14	(5:36) J.Vogel punts 53 yards to CIN 33, Center-B.Goode. A.Erickson to GB 47 for 20 yards (J.Janis).

## Cincinnati Bengals at 5:23

1-10-GB 47	(5:23) (Shotgun) A.Dalton pass short right to T.Boyd pushed ob at GB 36 for 11 yards (K.King).	P15
<u>1-10-GB 36</u>	(4:52) A.Dalton pass short right to A.Green to GB 25 for 11 yards (B.Martinez, K.King).	P16
<u>1-10-GB 25</u>	(4:16) J.Hill left end to GB 22 for 3 yards (C.Matthews; B.Martinez).	
2-7-GB 22	(3:36) (Shotgun) A.Dalton pass incomplete short left to T.Kroft.	
3-7-GB 22	(3:28) (Shotgun) A.Dalton sacked at GB 30 for -8 yards (J.Jones).	
4-15-GB 30	(2:46) R.Bullock 48 yard field goal is No Good, Wide Right, Center-C.Harris, Holder-K.Huber.	

## Green Bay Packers at 2:41

1-10-GB 38	(2:41) (Shotgun) A.Rodgers scrambles right end to CIN 49 for 13 yards (S.Williams).	R13
<u>1-10-CIN 49</u>	(1:55) (Shotgun) A.Rodgers pass incomplete short right to T.Montgomery [C.Dunlap].	
2-10-CIN 49	(1:50) (Shotgun) A.Rodgers pass short right to G.Allison to CIN 40 for 9 yards (W.Jackson). Balled tipped at the line of scrimmage by 96-C. Dunlap. Play still resulted in completion.	
3-1-CIN 40	(1:09) A.Rodgers pass short left to J.Nelson to CIN 17 for 23 yards (N.Vigil).	P14
<u>1-10-CIN 17</u>	(:46) (No Huddle) A.Rodgers sacked at CIN 26 for -9 yards (C.Lawson). <i>PENALTY on CIN-W.Jackson, Defensive 12 On-field, 5 yards, enforced at CIN 17 - No Play.</i> Cincinnati challenged the too many players on field ruling, and the play was Upheld. The ruling on the field was confirmed. (Timeout #1.)	
1-5-CIN 12	(:05) (Shotgun) A.Rodgers pass short middle to T.Montgomery to CIN 10 for 2 yards (V.Rey). CIN-V.Rey was injured during the play. His return is Probable.	

## END OF QUARTER

	Score	Time Poss	First Downs				Efficiencies	
			R	P	X	T	3 Down	4 Down
Cincinnati Bengals	21	4:59	0	3	0	3	0/2	0/0
Green Bay Packers	14	10:01	2	4	1	7	2/3	0/0

## Fourth Quarter

9/24/2017

## Play By Play

Green Bay Packers continued.

- 2-3-CIN 10 (15:00) (Shotgun) A.Rodgers pass incomplete short right to L.Kendricks [M.Johnson].
- 3-3-CIN 10 (14:51) (Shotgun) A.Rodgers pass incomplete short left to D.Adams.
- 4-3-CIN 10 (14:47) **M.Crosby 28 yard field goal is GOOD, Center-B.Goode, Holder-J.Vogel.**

<b>CIN 21 GB 17, 8 plays, 52 yards, 1 penalty, 2:58 drive, 0:17 elapsed</b>
---

M.Crosby kicks 65 yards from GB 35 to end zone, Touchback.

## Cincinnati Bengals at 14:43

- 1-10-CIN 25 (14:43) A.Dalton pass deep right to A.Green pushed ob at CIN 43 for 18 yards (K.King). P17
- 1-10-CIN 43 (14:16) (Shotgun) J.Mixon right guard to CIN 43 for no gain (K.Clark, K.Fackrell).
- 2-10-CIN 43 (13:35) (Shotgun) G.Bernard right tackle to CIN 44 for 1 yard (B.Martinez).
- 3-9-CIN 44 (12:54) (Shotgun) A.Dalton pass incomplete short right [A.Brooks].
- PENALTY on CIN-A.Dalton, Intentional Grounding, 12 yards, enforced at CIN 44.*
- 4-21-CIN 32 (12:47) K.Huber punts 57 yards to GB 11, Center-C.Harris. T.Davis to GB 21 for 10 yards (C.Fejedelem).

## Green Bay Packers at 12:37

- 1-10-GB 21 (12:37) (Shotgun) T.Montgomery left tackle to GB 25 for 4 yards (C.Smith, N.Vigil).
- 2-6-GB 25 (12:01) (Shotgun) A.Rodgers pass short right to T.Montgomery to GB 29 for 4 yards (N.Vigil; V.Rey).
- 3-2-GB 29 (11:16) (Shotgun) A.Rodgers pass incomplete short left to G.Allison.
- PENALTY on CIN-A.Jones, Defensive Pass Interference, 7 yards, enforced at GB 29 - No Play.* X15
- 1-10-GB 36 (11:11) T.Montgomery left guard to GB 38 for 2 yards (S.Williams).
- 2-8-GB 38 (10:28) (Shotgun) A.Rodgers scrambles right end pushed ob at GB 41 for 3 yards (M.Johnson). CIN-S.Williams was injured during the play. His return is Probable.
- 3-5-GB 41 (9:59) (Shotgun) A.Rodgers pass incomplete short middle to M.Bennett.
- 4-5-GB 41 (9:43) J.Vogel punts 50 yards to CIN 9, Center-B.Goode. A.Erickson to CIN 9 for no gain.

## Cincinnati Bengals at 9:43

- 1-10-CIN 9 (9:43) J.Mixon up the middle to CIN 11 for 2 yards (K.Clark).
- 2-8-CIN 11 (9:07) (Shotgun) A.Dalton pass short middle to A.Green to CIN 14 for 3 yards (B.Martinez).
- 3-5-CIN 14 (8:22) (Shotgun) A.Dalton pass incomplete short right to A.Green.
- PENALTY on GB-K.King, Defensive Pass Interference, 6 yards, enforced at CIN 14 - No Play.* X18
- 1-10-CIN 20 (8:17) A.Dalton pass short middle to A.Green to CIN 40 for 20 yards (K.King). GB-M.Evans was injured during the play. P19
- 1-10-CIN 40 (7:48) J.Mixon right guard to CIN 46 for 6 yards (B.Martinez; M.Burnett).
- 2-4-CIN 46 (7:09) J.Mixon right tackle to GB 48 for 6 yards (J.Jones). R20
- 1-10-GB 48 (6:28) (Shotgun) A.Dalton pass short right to B.LaFell pushed ob at GB 43 for 5 yards (D.Randall).
- 2-5-GB 43 (5:59) J.Mixon left tackle to GB 36 for 7 yards (J.Jones, D.Randall). R21
- 1-10-GB 36 (5:16) A.Dalton pass incomplete deep left to B.LaFell.
- 2-10-GB 36 (5:09) (Shotgun) J.Mixon left guard to GB 27 for 9 yards (M.Burnett).
- 3-1-GB 27 (4:31) A.Dalton up the middle to GB 28 for -1 yards (M.Burnett).
- 4-2-GB 28 (3:51) **R.Bullock 46 yard field goal is GOOD, Center-C.Harris, Holder-K.Huber.**

<b>CIN 24 GB 17, 11 plays, 63 yards, 1 penalty, 5:57 drive, 11:14 elapsed</b>
---

R.Bullock kicks 65 yards from CIN 35 to end zone, Touchback.

## Green Bay Packers at 3:46

- 1-10-GB 25 (3:46) (Shotgun) A.Rodgers pass deep right to G.Allison pushed ob at GB 42 for 17 yards (D.Dennard) [G.Atkins]. P16
- 1-10-GB 42 (3:39) (Shotgun) A.Rodgers pass short middle to T.Montgomery to GB 43 for 1 yard (D.Dennard).
- 2-9-GB 43 (3:05) (No Huddle, Shotgun) A.Rodgers pass incomplete short middle to G.Allison.
- 3-9-GB 43 (3:01) (Shotgun) A.Rodgers pass short right to G.Allison to CIN 46 for 11 yards (D.Dennard). P17
- 1-10-CIN 46 (2:34) (No Huddle, Shotgun) A.Rodgers pass short left to G.Allison to CIN 43 for 3 yards (D.Dennard).
- 2-7-CIN 43 (2:07) (No Huddle, Shotgun) A.Rodgers pass short right to J.Nelson pushed ob at CIN 33 for 10 yards (D.Kirkpatrick). P18

## Two-Minute Warning

- 1-10-CIN 33 (2:00) (Shotgun) A.Rodgers pass short left to T.Montgomery to CIN 28 for 5 yards (N.Vigil; D.Dennard).
- 2-5-CIN 28 (1:26) (No Huddle, Shotgun) A.Rodgers pass short left to M.Bennett to CIN 22 for 6 yards (N.Vigil). P19
- Timeout #1 by GB at 01:13.
- 1-10-CIN 22 (1:13) (Shotgun) A.Rodgers pass short left to D.Adams to CIN 13 for 9 yards (A.Jones). CIN-S.Williams was injured during the play.

**Cincinnati Bengals vs Green Bay Packers at Lambeau Field**

Timeout #2 by CIN at 00:59. Timeout charged to team due to injury

2-1-CIN 13 (:59) (Shotgun) A.Rodgers pass incomplete short left to T.Montgomery.

3-1-CIN 13 (:54) T.Montgomery left tackle to CIN 7 for 6 yards (M.Johnson). R20

1-7-CIN 7 (:26) (No Huddle, Shotgun) A.Rodgers pass incomplete short left to T.Montgomery.

*PENALTY on CIN-C.Lawson, Defensive Offside, 4 yards, enforced at CIN 7 - No Play.*

1-3-CIN 3 (:21) (Shotgun) A.Rodgers pass short right to J.Nelson for 3 yards, **TOUCHDOWN**. P21

Timeout #3 by CIN at 00:17.

M.Crosby extra point is GOOD, Center-B.Goode, Holder-J.Vogel.

<b>CIN 24 GB 24, 12 plays, 75 yards, 1 penalty, 3:29 drive, 14:43 elapsed</b>
---

M.Crosby kicks 65 yards from GB 35 to end zone, Touchback.

**Cincinnati Bengals at 0:17**

1-10-CIN 25 (:17) A.Dalton kneels to CIN 24 for -1 yards.

**END OF QUARTER**

	Score	Time Poss	First Downs				Efficiencies	
			R	P	X	T	3 Down	4 Down
Cincinnati Bengals	24	8:20	2	2	1	5	0/2	0/0
Green Bay Packers	24	6:40	1	5	1	7	2/4	0/0

# Overtime

9/24/2017

## Play By Play

CIN wins toss, elects to Receive, and GB elects to defend the North goal.

M.Crosby kicks 65 yards from GB 35 to end zone, Touchback.

Timeout #1 by CIN at 10:00.

### Cincinnati Bengals at 10:00

- 1-10-CIN 25 (10:00) J.Mixon right tackle to CIN 23 for -2 yards (B.Martinez).
- 2-12-CIN 23 (9:19) (Shotgun) A.Dalton pass short middle to A.Green pushed ob at CIN 29 for 6 yards (J.Jones).
- 3-6-CIN 29 (8:31) (Shotgun) A.Dalton pass short right to T.Kroft to CIN 30 for 1 yard (J.Jones).
- 4-5-CIN 30 (7:54) K.Huber punts 58 yards to GB 12, Center-C.Harris. T.Davis to GB 21 for 9 yards (C.Fejedelem).

### Green Bay Packers at 7:39

- 1-10-GB 21 (7:39) A.Rodgers pass incomplete short left to J.Nelson.
- 2-10-GB 21 (7:34) (Shotgun) A.Rodgers pass incomplete short right to T.Montgomery [C.Dunlap].
- 3-10-GB 21 (7:30) (Shotgun) A.Rodgers pass deep left to G.Allison to CIN 7 for 72 yards (J.Shaw).

P22

*Penalty on CIN-M.Johnson, Defensive Offside, declined.*

- 1-7-CIN 7 (6:59) A.Rodgers right end to CIN 9 for -2 yards (C.Dunlap).

Timeout #2 by CIN at 06:26.

- 2-9-CIN 9 (6:26) **M.Crosby 27 yard field goal is GOOD, Center-B.Goode, Holder-J.Vogel.**

CIN 24 GB 27, 5 plays, 70 yards, 1:17 drive, 8:38 elapsed

### END OF QUARTER

	Score	Time Poss	First Downs				Efficiencies	
			R	P	X	T	3 Down	4 Down
Cincinnati Bengals	24	2:21	0	0	0	0	0/1	0/0
Green Bay Packers	27	1:17	0	1	0	1	1/1	0/0

# Miscellaneous Statistics Report

Cincinnati Bengals vs Green Bay Packers

9/24/2017 at Lambeau Field

## Ten Longest Plays for Cincinnati Bengals

Yards	Qtr	Play Start	Play Description
32	1	3-4-GB 44	(11:38) (Shotgun) J.Mixon left end pushed ob at GB 24 for 20 yards (M.Evans). PENALTY on GB-M.Evans, Face Mask (15 Yards), 12 yards, enforced at GB 24.
25	1	1-10-GB 48	(:25) (Shotgun) G.Bernard right tackle to GB 23 for 25 yards (H.Clinton-Dix; J.Thomas).
21	3	1-10-CIN 25	(9:54) (Shotgun) A.Dalton pass short left to J.Mixon pushed ob at CIN 46 for 21 yards (M.Evans).
20	4	1-10-CIN 20	(8:17) A.Dalton pass short middle to A.Green to CIN 40 for 20 yards (K.King). GB-M.Evans was injured during the play.
18	4	1-10-CIN 25	(14:43) A.Dalton pass deep right to A.Green pushed ob at CIN 43 for 18 yards (K.King).
17	1	1-10-CIN 25	(7:46) A.Dalton pass short middle to A.Green to CIN 42 for 17 yards (K.King).
14	1	2-9-CIN 43	(6:34) (Shotgun) A.Dalton pass short right to T.Kroft pushed ob at GB 43 for 14 yards (J.Jones).
13	1	2-9-CIN 22	(14:15) (Shotgun) A.Dalton pass short middle to T.Kroft to CIN 35 for 13 yards (K.King).
13	1	2-8-CIN 37	(13:00) (Shotgun) A.Dalton pass short right to A.Green to 50 for 13 yards (M.Burnett; K.King).
11	2	1-10-CIN 16	(5:20) (Shotgun) A.Dalton pass short right to A.Green to CIN 27 for 11 yards (H.Clinton-Dix).

## Ten Longest Plays for Green Bay Packers

Yards	Qtr	Play Start	Play Description
72	5	3-10-GB 21	(7:30) (Shotgun) A.Rodgers pass deep left to G.Allison to CIN 7 for 72 yards (J.Shaw).
51	3	1-10-GB 25	(15:00) (Shotgun) A.Rodgers pass deep right to L.Kendricks to CIN 24 for 51 yards (V.Rey, G.Iloka).
41	2	1-10-GB 25	(12:29) A.Rodgers pass deep right to D.Adams to CIN 34 for 41 yards (G.Iloka).
23	3	3-1-CIN 40	(1:09) A.Rodgers pass short left to J.Nelson to CIN 17 for 23 yards (N.Vigil).
17	4	1-10-GB 25	(3:46) (Shotgun) A.Rodgers pass deep right to G.Allison pushed ob at GB 42 for 17 yards (D.Dennard) [G.Atkins].
13	3	1-10-GB 38	(2:41) (Shotgun) A.Rodgers scrambles right end to CIN 49 for 13 yards (S.Williams).
11	4	3-9-GB 43	(3:01) (Shotgun) A.Rodgers pass short right to G.Allison to CIN 46 for 11 yards (D.Dennard).
10	1	1-10-CIN 11	(8:05) A.Rodgers pass short right to D.Adams to CIN 1 for 10 yards (S.Williams). FUMBLES (S.Williams), RECOVERED by CIN-
10	2	1-10-GB 10	(:38) (Shotgun) A.Rodgers pass short right to G.Allison to GB 20 for 10 yards (D.Dennard; V.Rey).
10	4	2-7-CIN 43	(2:07) (No Huddle, Shotgun) A.Rodgers pass short right to J.Nelson pushed ob at CIN 33 for 10 yards (D.Kirkpatrick).

## Touchdown Scoring Information

		Offense	Defense	Special Teams
<b>VISITOR</b>	Cincinnati Bengals	2	1	0
<b>HOME</b>	Green Bay Packers	3	0	0

## Player Scoring Information

Club	Player	TD	Rush TD	Rec TD	KO TD	Punt TD	Int TD	Fum TD	Misc TD	FG	XP	2Pt Rush	2Pt Rec	Sfty	Points
CIN	A.Green	0	0	1	0	0	0	0	0	0	0	0	0	0	6
CIN	G.Bernard	0	0	1	0	0	0	0	0	0	0	0	0	0	6
CIN	W.Jackson	0	0	0	0	0	1	0	0	0	0	0	0	0	6
CIN	R.Bullock	0	0	0	0	0	0	0	0	1	3	0	0	0	6
GB	J.Nelson	0	0	2	0	0	0	0	0	0	0	0	0	0	12
GB	M.Crosby	0	0	0	0	0	0	0	0	2	3	0	0	0	9
GB	L.Kendricks	0	0	1	0	0	0	0	0	0	0	0	0	0	6

## Possession Detail

	First Half		Second Half		Game	
	Visitor	Home	Visitor	Home	Visitor	Home
Largest Lead	14	0	7	3	14	3
Drives Leading	2	0	4	0	6	0
Time of Possession Leading	4:23	0:00	13:02	0:00	17:25	0:00
Largest Deficit	0	-14	-3	-7	-3	-14
Drives Trailing	0	5	0	5	0	10
Time of Possession Trailing	0:00	10:00	0:00	16:41	0:00	26:41
Times Score Tied Up		1		1		2
Lead Changes		2		1		3

# Playtime Percentage

Percent of playtime per player on offense, defense and special teams

Cincinnati Bengals					Green Bay Packers				
		Offense	Defense	Special Teams			Offense	Defense	Special Teams
T Johnson	C	61 100%		5 15%	J Evans	G	70 100%		5 15%
C Boling	G	61 100%		5 15%	K Murphy	T	70 100%		5 15%
R Bodine	C	61 100%			C Linsley	C	70 100%		
A Dalton	QB	61 100%			A Rodgers	QB	70 100%		
T Kroft	TE	60 98%		5 15%	L Taylor	G	68 97%		5 15%
A Green	WR	57 93%			J Nelson	WR	67 96%		
B LaFell	WR	56 92%			M Bennett	TE	67 96%		
C Ogbuehi	T	49 80%		5 15%	D Adams	WR	67 96%		
J Fisher	T	47 77%		5 15%	T Montgomery	RB	65 93%		
J Mixon	RB	34 56%		6 18%	B Bulaga	T	47 67%		3 9%
T Boyd	WR	30 49%			G Allison	WR	47 67%		
A Smith	T	26 43%		5 15%	J McCray	G	25 36%		5 15%
C Uzomah	TE	17 28%		13 39%	L Kendricks	TE	19 27%		5 15%
J Hill	RB	14 23%			R Rodgers	TE	10 14%		11 33%
A Erickson	WR	13 21%		12 36%	J Williams	RB	5 7%		8 24%
G Bernard	RB	13 21%		7 21%	A Ripkowski	FB	3 4%		11 33%
C Core	WR	5 8%		19 58%	K King	CB		61 100%	17 52%
R Hewitt	TE	4 7%		23 70%	J Jones	SS		61 100%	11 33%
C Carter	TE	2 3%		14 42%	H Clinton-Dix	FS		61 100%	5 15%
N Vigil	LB		70 100%	11 33%	M Burnett	SS		61 100%	5 15%
D Kirkpatrick	CB		63 90%		M Evans	SS		54 89%	21 64%
V Rey	LB		61 87%	7 21%	D Randall	CB		52 85%	5 15%
S Williams	SS		58 83%	2 6%	C Matthews	LB		49 80%	2 6%
M Johnson	DE		57 81%	5 15%	B Martinez	LB		47 77%	13 39%
A Jones	CB		57 81%		K Clark	NT		43 70%	5 15%
C Lawson	LB		55 79%	16 48%	K Fackrell	LB		41 67%	29 88%
G Atkins	DT		55 79%		D Lowry	DE		37 61%	10 30%
G Iloka	FS		53 76%	15 45%	A Brooks	LB		32 52%	5 15%
C Dunlap	DE		53 76%	5 15%	Q Dial	NT		18 30%	10 30%
D Dennard	CB		52 74%	12 36%	J Thomas	LB		14 23%	23 70%
J Shaw	CB		31 44%	26 79%	R Jean Francois	DT		12 20%	
C Smith	DE		22 31%	5 15%	J Hawkins	CB		9 15%	13 39%
K Minter	LB		18 26%		C Odom	LB		8 13%	3 9%
R Glasgow	DT		15 21%	10 30%	Q Rollins	CB		7 11%	21 64%
W Jackson	CB		14 20%	14 42%	M Adams	DT		4 7%	
J Willis	DE		13 19%	11 33%	J Janis	WR			23 70%
P Sims	NT		10 14%		L Pipkins	CB			17 52%
C Fejedelem	FS		7 10%	28 85%	A Jones	RB			12 36%
H Nickerson	LB		3 4%	23 70%	D Mays	RB			11 33%
A Billings	NT		3 4%		J Vogel	P			11 33%
J Evans	LB			17 52%	M Crosby	K			11 33%
C Harris	LS			11 33%	B Goode	LS			11 33%
K Huber	P			11 33%	T Davis	WR			6 18%
R Bullock	K			10 30%	L Patrick	G			5 15%