

PACKERS

WEEKLY MEDIA INFORMATION PACKET



GREEN BAY PACKERS vs DALLAS COWBOYS

Sunday, October 8, 2017 @ 3:25 p.m. CDT • AT&T Stadium



THE DOPE SHEET

OFFICIAL PROGRAM AND PUBLICATION, ACME-PACKERS FOOTBALL TEAM.

Packers Public Relations • Lambeau Field Atrium • 1265 Lombardi Avenue • Green Bay, WI 54304 • 920/569-7500 • 920/569-7201 fax
Jason Wahlers, Sarah Quick, Tom Fanning, Nathan LoCascio

VOL. XIX; NO. 11

GREEN BAY (3-1) AT DALLAS (2-2)
Sunday, Oct. 8 • AT&T Stadium • 3:25 p.m. CDT

PACKERS GO ON THE ROAD TO PLAY THE COWBOYS

The Green Bay Packers will travel to Texas to take on the Dallas Cowboys at AT&T Stadium on Sunday.

- ▶ The teams split two matchups last season, with Dallas winning at Green Bay during the regular season and the Packers winning at Dallas in the Divisional playoffs.
- ▶ Green Bay has won six of the last seven games it has played against the Cowboys in the regular and postseason, including two at Dallas.
- ▶ Including the playoffs, it will be the fifth straight season the Packers and Cowboys have met.
- ▶ Green Bay leads the regular-season series with Dallas, 14-13, while the two teams have each won four games against each other in the postseason.
- ▶ Out of the last 14 regular-season meetings between the two, 13 have been decided by 10-plus points. The one contest decided by single digits was a 37-36 Green Bay victory in 2013, the last time the Packers played at Dallas in the regular season.
- ▶ Including the playoffs, Green Bay has won the last two games it has played at Dallas by a combined four points. Prior to the two-game run, the Packers had lost nine consecutive away games to the Cowboys.
- ▶ Under Head Coach **Mike McCarthy**, Green Bay is 6-3 in regular and postseason games against Dallas.
- ▶ The Packers are 3-1 this season, marking the third consecutive year and the eighth time since 2000 that they have won at least three of their first four games.
- ▶ The Packers have won nine of their last 10 regular-season games.
- ▶ QB **Aaron Rodgers** has started seven times against the Cowboys during the regular season and postseason, with the Packers winning five of the contests. In those seven games, Rodgers has completed 179 of 264 passes (67.8 percent) for 1,951 yards, 12 touchdowns, two interceptions and a passer rating of 101.4.
- ▶ Rodgers has registered a passer rating of 125 or more (125.4 and 131.5) in two games against Dallas.
- ▶ Dating back to 2006, the Packers (30-11, .732) hold the second-best winning percentage in the month of October behind the New England Patriots (39-8, .830). Green Bay has won 21 of its last 25 games played in the month of October.
- ▶ Dating back to 2008, Rodgers leads the NFL (min. 300 pass attempts) in passer rating (108.0), passing touchdowns (78) and touchdown percentage (6.8) in the month of October, while ranking No. 3 in passing yards (9,575).
- ▶ The Packers and Patriots are the only two teams with three touchdowns on opening drives this season. New England leads the league with 23 points on opening drives while Green Bay is No. 2 with 21 points.



REGULAR-SEASON WEEK 5

- ▶ The Packers are No. 1 in red-zone efficiency this season (11 TDs on 14 drives, 78.6 percent).
- ▶ Green Bay will stay on the road to take on the Minnesota Vikings in Week 6. It will be one of two times the Packers play back-to-back road games this regular season (Weeks 14-15, at Cleveland and Carolina).

WITH THE CALL

FOX Sports, now in its 24th season as an NFL network television partner, will broadcast the game.

- ▶ Play-by-play man **Joe Buck** joins analyst **Troy Aikman** and sideline reporter **Erin Andrews**.
- ▶ Milwaukee's WTMJ (620 AM), airing Green Bay games since November 1929, heads up the Packers Radio Network that is made up of 50 stations in five states. **Wayne Larrivee** (play-by-play) and two-time Packers Pro Bowler **Larry McCarren** (analyst) call the action. McCarren first joined the team's broadcasts in 1995 and enters his 23rd season calling Packers games. After originally being paired together in 1999, McCarren and Larrivee enter their 19th season of broadcasts together.
- ▶ The broadcast is also available on Sirius Satellite Radio (WTMJ feed).
- ▶ DIRECTV subscribers can watch the game on Channel 715.



REGULAR SEASON

Date	Opponent	Time (CT)	TV
Sun., Sept. 10	SEATTLE SEAHAWKSW, 17-9	78,381
Sun., Sept. 17	at Atlanta FalconsL, 23-34	70,826
Sun., Sept. 24	CINCINNATI BENGALS (Gold Pkg.)W, 27-24	78,323
Thu., Sept. 28	CHICAGO BEARSW, 35-14	78,362
Sun., Oct. 8	at Dallas Cowboys*3:25 p.m.	FOX
Sun., Oct. 15	at Minnesota Vikings*12 p.m.	FOX
Sun., Oct. 22	NEW ORLEANS SAINTS*12 p.m.	FOX
Sun., Oct. 29	BYE		
Mon., Nov. 6	DETROIT LIONS (Gold Pkg.)7:30 p.m.	ESPN
Sun., Nov. 12	at Chicago Bears*12 p.m.	FOX
Sun., Nov. 19	BALTIMORE RAVENS*12 p.m.	CBS
Sun., Nov. 26	at Pittsburgh Steelers*7:30 p.m.	NBC
Sun., Dec. 3	TAMPA BAY BUCCANEERS*12 p.m.	FOX
Sun., Dec. 10	at Cleveland Browns*12 p.m.	FOX
Sun., Dec. 17	at Carolina Panthers*12 p.m.	FOX
Sat., Dec. 23	MINNESOTA VIKINGS7:30 p.m.	NBC
Sun., Dec. 31	at Detroit Lions*12 p.m.	FOX

*—Start time and broadcast may shift due to NFL flexible scheduling

NFL POSTSEASON DATES

Jan. 6-7 AFC and NFC Wild Card Playoffs
Jan. 13-14 AFC and NFC Divisional Playoffs
Jan. 21 AFC and NFC Championship Games
Jan. 28 Pro Bowl, Camping World Stadium, Orlando, Fla.
Feb. 4 Super Bowl LII, U.S. Bank Stadium, Minnesota





PACKERS AT COWBOYS - WEEK 5

IN THE CONFERENCE

The Packers have established themselves as one of the best teams in the NFC.

- Green Bay has won seven of its last eight regular-season games against NFC opponents.
- Under Head Coach **Mike McCarthy**, Green Bay tallied a winning record against NFC opponents in 10 of his first 11 seasons (2006-16):

Season	Record Against NFC Teams
2017	2-1
2016	8-4
2015	7-5
2014	9-3
2013	6-5-1
2012	8-4
2011	12-0
2010	8-4
2009	9-3
2008	5-7
2007	9-3
2006	7-5

- Dating back to 2006, Green Bay ranks **No. 1 in the NFC** in inter-conference games:

Team	NFC vs. NFC Winning Pct.
1. Green Bay	.670 (90-44-1)
2. New Orleans	.590 (79-55)
3. Seattle	.571 (76-57-1)
4. Dallas	.563 (76-59)
5. Atlanta	.548 (74-61)
6t. Carolina	.530 (71-63)
6t. Philadelphia	.530 (71-63)

- The Packers rank **No. 3 in the NFC** in total net yards per game in inter-conference games since 2006:

Team	Total Net Yards Per Game vs. NFC Teams (Since 2006)
1. New Orleans	404.6
2. Philadelphia	370.1
3. Green Bay	368.7
4. Dallas	361.5
5. Atlanta	360.1

- Green Bay ranks **No. 2 in the NFC** and **No. 3 in the NFL** in points per game against NFC opponents since 2008:

Team	Points Per Game Vs. NFC
1. New England	29.3
2. New Orleans	27.9
3. Green Bay	27.3
4. Denver	26.8
5. Cincinnati	25.8

- With QB **Aaron Rodgers** as the starter (2008-present), the Packers are 71-33 (.683) against NFC teams.

- Dating back to 2008, Rodgers ranks in the top five among active quarterbacks in a few passing categories against NFC teams (min. 900 pass att.):

Team	Passer Rating Against NFC Teams (Since 2008)
1. Aaron Rodgers, GB	106.5
2. Drew Brees, NO	99.6
3. Tom Brady, NE	98.3
4. Philip Rivers, LAC	95.6
5. Kirk Cousins, WAS	95.1

Team	TD/INT Ratio Against NFC Teams (Since 2008)
1. Aaron Rodgers, GB	4.18
2. Tom Brady, NE	2.79
3. Joe Flacco, BAL	2.32
4. Drew Brees, NO	2.30
5. Russell Wilson, SEA	2.18

Team	TD Percentage Against NFC Teams (Since 2008)
1. Aaron Rodgers, GB	6.5
2. Drew Brees, NO	5.6
3. Philip Rivers, SD	5.4
4. Tom Brady, NE	5.2
5. Jameis Winston, TB	4.9

Team	Passing TDs Against NFC Teams (Since 2008)
1. Drew Brees, NO	246
2. Aaron Rodgers, GB	230
3. Eli Manning, NYG	191
4. Matt Ryan, ATL	184
5. Matthew Stafford, DET	143

Team	25-Plus-Yard Pass Plays Against NFC Teams (Since 2008)
1. Drew Brees, NO	253
2. Aaron Rodgers, GB	246
3. Eli Manning, NYG	221
4. Matt Ryan, ATL	187
5t. Jay Cutler, CHI/MIA	148
5t. Matthew Stafford, DET	148

- Dating back to 2008 when he entered the NFL, WR **Jordy Nelson** (50) ranks **No. 2 among active players** in touchdown receptions against NFC opponents (Cardinals WR Larry Fitzgerald, 55).

Two years after he co-founded the Packers with Curly Lambeau, George Calhoun began writing a piece called The Dope Sheet, which served as the official press release from 1921-24.





PACKERS AT COWBOYS - WEEK 5

ON THE ROAD

- The Packers take to the road for the second time in the 2017 regular season.
- Dating back to last season, Green Bay has won three of its past four regular-season away games.
- With a 4-4 road record during the 2016 regular season, Green Bay finished with at least a .500 record away from Lambeau Field for the ninth time in the first 11 seasons under McCarthy.

<u>Season</u>	<u>Road Record</u>	<u>Pct.</u>
2016	4-4	.500
2015	5-3	.625
2014	4-4	.500
2013	4-4	.500
2012	4-4	.500
2011	7-1	.500
2010	3-5	.375
2009	5-3	.625
2008	2-6	.250
2007	6-2	.750
2006	5-3	.625

- Green Bay is 49-40 in regular-season away games during the McCarthy era. Its .551 road winning percentage since 2006 is **No. 2 in the NFC** and **No. 4 in the NFL** over that span:

<u>Team</u>	<u>Road Record</u>	<u>Pct.</u>
1. New England	64-25	.719
2. Dallas	52-38	.578
3. Indianapolis	50-40	.556
4. Green Bay	49-40	.551
5. Pittsburgh	49-42	.538

- The Packers have won five-plus regular-season road games five times since 2006.
- The Packers' 4-4 road record **tied for No. 9 in the NFL** during the 2016 regular season.
- With **Aaron Rodgers** as the starting quarterback, the Packers are 37-32 on the road during three regular seasons. Below is where Rodgers leads active quarterbacks in passer rating and passing touchdowns in road games since 2008 (min. 600 pass attempts):

<u>Player</u>	<u>Road Passer Rating (Since 2008)</u>
1. Aaron Rodgers, GB	99.3
2. Tom Brady, NE	98.7
3. Russell Wilson, SEA	95.4
4. Philip Rivers, LAC	94.9
5. Drew Brees, NO	92.8

<u>Player</u>	<u>Road Passing TDs (Since 2008)</u>
1. Aaron Rodgers, GB	137
2t. Drew Brees, NO	136
2t. Philip Rivers, LAC	136
4. Tom Brady, NE	131
5. Matt Ryan, ATL	124

YAC FOR THE PACK

After completing the catch, Packers receivers pride themselves on getting as many yards as possible.

- QB **Aaron Rodgers** leads the league this season in yards after catch by his receivers:

<u>Player</u>	<u>Yards After Catch (2017)</u>
1. Aaron Rodgers, GB	664
2. Tom Brady, NE	570
3. Matt Ryan, ATL	567
4. Jared Goff, LAR	563
5. Drew Brees, NO	545

- Since Rodgers became the starter in 2008, Green Bay has averaged 5.9 yards after the catch, ranking **No. 3 in the NFL** over that span.
- The Packers rank **No. 5 in the NFL** in average yards after catch this season:

<u>Team</u>	<u>Average Yards After Catch (2017)</u>
1. Los Angeles Rams	7.44
2. Atlanta	6.44
3. Buffalo	6.28
4. Washington	6.21
5. Green Bay	6.16

- Green Bay RB **Ty Montgomery** ranks in the top five in the NFL in yards after catch and average yards after catch (min. 12 receptions) this season:

<u>Player</u>	<u>Yards After Catch (2017)</u>
1. Chris Thompson, WAS	216
2. Todd Gurley II, LAR	207
3. Ty Montgomery, GB	178
4. LeSean McCoy, BUF	169
5. Keenan Allen, LAC	163

<u>Player</u>	<u>Average Yards After Catch (2017)</u>
1. Chris Thompson, WAS	15.4
2. Todd Gurley II, LAR	10.4
3. Leonard Fournette, JAX	10.0
4. Ty Montgomery, GB	9.9
5. Mark Ingram, NO	9.2
6. Kareem Hunt, KC	9.0

STATS OF THE WEEK

- For the fourth time in his career, QB **Aaron Rodgers** posted four-plus TD passes with zero INTs against the Bears, one of two opponents he has done that against (Minnesota, four games). According to the Elias Sports Bureau, he joins Tom Brady (five games vs. Buffalo) as the only QBs in league history to have four or more games with four-plus TD passes/zero INTs vs. the same opponent.
- Rodgers joins Fran Tarkenton as the only QBs in NFL history to register four games with four-plus TD passes vs. Chicago.



PACKERS AT COWBOYS - WEEK 5

AT THE HELM

Having led Green Bay to the playoffs in nine of his first 11 seasons as head coach, **Mike McCarthy** is joined by Vince Lombardi and Mike Holmgren as the only coaches to guide the Packers to a Super Bowl win with a victory over Pittsburgh in Super Bowl XLV.

- ▶ McCarthy guided the Packers to a franchise-record fourth consecutive division title in 2014. In his 11 seasons, he has won six division titles, tying Lombardi for the second most in franchise history.
- ▶ With a win at Tampa Bay in Week 16 of the 2014 season, McCarthy passed Lombardi for the No. 2 spot in team history as far as overall victories:

<u>Coach</u>	<u>Overall Wins</u>
1. Curly Lambeau, 1921-49	212
2. Mike McCarthy, 2006-17	127
3. Vince Lombardi, 1959-67	98
4. Mike Holmgren, 1992-98	84

- ▶ The 127 overall wins are the most in the NFC and the second most in the NFL since 2006 (New England, 155).
- ▶ McCarthy reached 100 career wins (including playoffs) in just his 155th game. He was the fastest to reach 100 wins in the NFL since George Seifert in 1996 (132 games).
- ▶ McCarthy's 114 regular-season wins in his first 11 years as a head coach (2006-16) are **tied for No. 3 in NFL history**:

<u>Coach</u>	<u>Wins In First 11 Regular Seasons (2006-16)</u>
1. Don Shula, BAL/MIA	117
2. Joe Gibbs, WAS	115
3t. Mike McCarthy, GB	114
3t. Tony Dungy, TB/IND	114
3t. George Seifert, SF/CAR	114

- ▶ McCarthy recorded his third regular season with 12-plus wins in 2014 (2007, 2011), passing Curly Lambeau (1929, 1931), Lombardi (1962, 1966), Holmgren (1996-97) and Mike Sherman (2001-02) for the most by a coach in franchise history.
- ▶ McCarthy has guided the Packers to five seasons with 11-plus wins (2007, 2009, 2011-12, 2014), passing Lombardi (1961-63, 1966) and Holmgren (1995-98) for the **most by a coach in franchise history**.
- ▶ McCarthy's eight regular seasons with 10-plus wins are a **franchise record** (since 1921). Among current NFL head coaches, only Bill Belichick (16) and Andy Reid (11) have more 10-plus win seasons.
- ▶ McCarthy is the **only coach in franchise history** to post three or more consecutive 10-win seasons twice in his career (2009-12, 2014-16).
- ▶ McCarthy joined Pittsburgh's Bill Cowher (2005) as the only Super Bowl-winning coaches to lead their respective teams to three road wins as the No. 6 seed in the postseason en route to a world title.
- ▶ Including playoffs, McCarthy has a 127-70-1 record since taking over as head coach in 2006, a .644 winning percentage that ranks **No. 2 among current NFL head coaches** (minimum 100 games):

<u>Coach</u>	<u>Winning Pct.</u>
1. Bill Belichick, CLE/NE	.679 (266-126)
2. Mike McCarthy, GB	.644 (127-70-1)
3. Mike Tomlin, PIT	.640 (114-64)

- ▶ McCarthy coached in his 134th game in Week 13 at Detroit in 2013 (including playoffs), moving him past Bart Starr for No. 2 in team history:

<u>Coach</u>	<u>Overall Games</u>
1. Curly Lambeau, 1921-49	339
2. Mike McCarthy, 2006-17	198
3. Bart Starr, 1975-83	133

- ▶ In the Week 6 victory over the San Diego Chargers in 2015, McCarthy earned the 100th regular-season win of his career in just his 150th game, making him the **seventh-fastest coach in NFL history and the fastest current NFL coach** to reach the 100-win plateau:

<u>Coach (Current)</u>	<u>Games Needed For 100 Regular-Season Wins</u>
1. Mike McCarthy, GB	150
2. Andy Reid, PHI/KC	164
3. Bill Belichick, CLE/NE	177
4. John Fox, CAR/DEN	182

- ▶ Since McCarthy took over in 2006, the Packers rank **No. 2 in the NFL** in regular-season winning percentage:

<u>Team</u>	<u>Winning Pct.</u>
1. New England	.778 (140-40)
2. Green Bay	.653 (117-62-1)
3. Pittsburgh	.633 (114-66)

- ▶ Green Bay's seven 10-win regular seasons since 2009 are **No. 2 in the NFL**:

<u>Team</u>	<u>10-Win Regular Seasons (Since 2009)</u>
1. New England	8
2. Green Bay	7
3t. Cincinnati/Indianapolis/Pittsburgh	5

WINNING WAYS

- ▶ The Packers are the only NFC team and one of two teams in the league (New England) to make the playoffs each of the past eight seasons (2009-16). Those eight appearances are more than the rest of the NFC North Division combined during that span (Minnesota-three / Detroit-three / Chicago-one).
- ▶ McCarthy became just the **fourth head coach in NFL history** to lead a single franchise to eight-plus consecutive playoff appearances:

<u>Coach</u>	<u>Years</u>
Tom Landry, DAL	1966-73 and 1975-83
Chuck Noll, PIT	1972-79
Mike McCarthy, GB	2009-16
Bill Belichick, NE	2009-16

- ▶ There are seven teams in the NFL with five-plus playoff appearances from 2009-16, with only two in the NFC (New England and **Green Bay, eight** / Cincinnati and Seattle, six / Baltimore, Denver, Indianapolis, five).
- ▶ With the victory over Dallas in the 2016 playoffs, McCarthy has led the Packers to 10 wins in the postseason, passing Vince Lombardi and Mike Holmgren for the **most in team history**:

<u>Coach</u>	<u>Postseason Wins</u>
1. Mike McCarthy, 2006-17	10
2t. Vince Lombardi, 1959-67	9
2t. Mike Holmgren, 1992-98	9

- ▶ The 10 postseason wins since 2007 are tied for No. 2 in the NFL with Baltimore and Seattle (New England, 13). The rest of the NFC North has combined for two postseason wins over the last 10 seasons (Minnesota and Chicago).



THE DOPE ON THIS WEEK'S OPPONENT:

Packers vs. Cowboys:

All-time, Regular season:
14-13-0

All-time, Postseason:
4-4

All-time, in Dallas:
7-12-0

Streaks: The Packers have won six of the last seven total matchups.

Last meeting, regular season:

Oct. 16, 2016, Lambeau Field, Cowboys won, 30-16



COACHES CAPSULES

Mike McCarthy: 127-70-1, .642 (incl. 10-8 postseason); 11th NFL season

Jason Garrett: 61-50-0, .549 (incl. 1-2 postseason); 7th NFL season

Head to Head: McCarthy 5-1

vs. Opponent: McCarthy 6-3 vs. Cowboys; Garrett 1-5 vs. Packers

MIKE MCCARTHY...Is in his 12th year as the Packers' 14th head coach.

- Led the Packers to their eighth consecutive playoff appearance last season, tied for the third-longest streak in NFL history. Has also led the team to nine playoff appearances in the last 10 years (2007, 2009-16).
- Ranks second in franchise history in total victories, trailing only Curly Lambeau.
- Guided the Packers to top-10 finishes in scoring in eight straight seasons (2007-14), joining the Patriots as the only other team to accomplish the feat over that time; Packers finished first overall in scoring in 2014.
- Reached the 100-win plateau faster than any active NFL head coach, needing just 155 games.
- Joined Vince Lombardi and Mike Holmgren as the only coaches to guide the Packers to a Super Bowl title with a win over Pittsburgh in Super Bowl XLV.

JASON GARRETT...Is in his seventh full season as the Cowboys' eighth head coach. Was the interim head coach for the final eight games in 2010.

- Guided Dallas to a 13-3 record in 2016, winning the NFC East and helping QB Dak Prescott earn NFL Offensive Rookie of the Year honors.
- Garrett has helped guide the Cowboys to a top-10 offensive ranking six times (2007, 2009, 2010, 2012, 2014, 2016) in his tenure as offensive coordinator and then head coach.
- In 2014, coached Dallas to a 12-4 record, its first winning season and playoff appearance since 2009.
- Won Super Bowls XXVII, XXVIII and XXX as a quarterback for the Cowboys.

THE PACKERS-COWBOYS SERIES

- These clubs squared off in one of the most famous games in league history, the 1967 NFL Championship, dubbed the 'Ice Bowl.' Kickoff temperature was recorded as minus-13 with a minus-46 wind chill, the coldest game in league annals. Bart Starr's game-winning TD, a 1-yard dive with 13 seconds left, sealed Green Bay's third straight NFL championship en route to its second consecutive Super Bowl title.
- Green Bay won 10 of the first 15 in the series, in which Tom Landry and Vince Lombardi - former assistants on the same N.Y. Giants staff in the 1950s - turned it into one of the NFL's preeminent rivalries.
- The teams met in the 2014 and 2016 NFC Divisional playoffs, with Green Bay coming out on top both times. In last season's playoff matchup, on third-and-20 with 12 seconds remaining, Aaron Rodgers threw a 36-yard pass to a toe-dragging Jared Cook on the sideline to set up Mason Crosby's game-winning 51-yard field goal as time expired.

NOTABLE CONNECTIONS

Packers executive vice president, general manager & director of football operations Ted Thompson is from Atlanta, Texas, about 175 miles east of Dallas, and attended Southern Methodist...Packers TE Martellus Bennett was Dallas' second-round pick in 2008 and played in 60 games for the Cowboys from 2008-11...Packers LB Joe Thomas spent a couple of weeks on the Cowboys' practice squad in 2015...Green Bay offensive perimeter coach David Raih was the director of high school relations at Texas Tech in 2013...Green Bay has a number of players from Texas, including Bennett (Taylor), Mason Crosby (Georgetown), Aaron Jones (El Paso), Devante Mays (Livingston), Ty Montgomery (Dallas), Aaron Ripkowski (Dayton), Lenzy Pipkins (Mansfield) and Lane Taylor (Arlington)...Packers who played collegiately in Texas include: Bennett (Texas A&M), Jones (UTEP) and Mays (Blinn Junior College and Tyler Junior College)...Dallas DT Brian Price played for the Packers last season...Dallas CB Bene Benwikere was on Green Bay's practice squad for a week in the 2016 postseason...Dallas secondary coach Joe Baker coached at Wisconsin in 1999 and for the Packers in 2005...Green Bay senior personnel executive Alonzo Highsmith played for the Cowboys from 1990-91...From 2003-11, Packers director of pro personnel John Wojciechowski was the Northeast area scout for the Cowboys...Cowboys C Travis Frederick played at Wisconsin from 2009-12 and went to Big Foot High in Walworth, Wis. ...Cowboys safeties coach Greg Jackson was a coach for the Badgers in 2010...Baker coached with Packers head coach Mike McCarthy, associate head coach/linebackers Winston Moss and special teams coordinator Ron Zook in New Orleans...Green Bay quarterbacks coach Alex Van Pelt coached in Tampa Bay with Baker and assistant head coach/special teams coordinator Rich Bisaccia...Cowboys head coach Jason Garrett and Packers defensive coordinator Dom Capers coached together in Miami in 2006...Cowboys offensive coordinator Scott Linehan was the head coach of the Rams while Packers defensive quality control coach Tim McGarigle was a linebacker in St. Louis...Green Bay assistant special teams coach Jason Simmons played in Houston while Dallas OL coach Frank Pollack coached the Texans...Green Bay tight ends coach Brian Angelichio coached with Cowboys TE's coach Steve Loney from 2012-13 with the Buccaneers...Loney and Packers defensive line coach Mike Trgovac were colleagues at Colorado State from 1990-91...Trgovac was in Philadelphia while Greg Jackson was a player for the Eagles in 1995...Cowboys OL Joe Looney teamed with Packers LB Ahmad Brooks, DTs Quinton Dial and Ricky Jean Francois with the 49ers...Jean Francois and Dallas RB Alfred Morris were teammates in 2015 with Washington...Packers secondary-safeties coach Darren Perry and Cowboys running backs coach Gary Brown were teammates at Penn State for three seasons...Perry was on the defensive coaching staff in Oakland during Dallas RB Darren McFadden's rookie year with the Raiders...Green Bay assistant offensive line coach Jeff Blasko was on the Florida offensive coaching staff during Dallas T Chaz Green's freshman season with the Gators...College teammates include: Packers QB Aaron Rodgers and Cowboys LS L.P. Ladouceur (California), Dallas DE Taco Charlton, CB Jourdan Lewis and Green Bay LB Jake Ryan (Michigan), Packers S Kentrell Brice and Cowboys S Xavier Woods (Louisiana Tech), Packers DT Mike Daniels and Cowboys LB Anthony Hitchens (Iowa), Green Bay C Corey Linsley, Dallas RB Ezekiel Elliott and FB Rod Smith (Ohio State), Cowboys TE James Hanna, DE Charles Tapper and Green Bay FB Aaron Ripkowski (Oklahoma), Packers G Lane Taylor, Cowboys K Dan Bailey and WR Dez Bryant (Oklahoma State), Green Bay WR Jeff Janis and Cowboys TE Jeff Heath (Saginaw Valley State), Packers LB Clay Matthews, LB Nick Perry and Cowboys T Tyron Smith (Southern California).

LAST MEETING, REGULAR SEASON

Oct. 16, 2016, Lambeau Field, Cowboys won, 30-16

- QB Aaron Rodgers threw for 294 yards and a touchdown while completing 31 of 42 passes.
- Cowboys QB Dak Prescott threw three touchdowns against a Packers secondary missing their top three cornerbacks because of injuries.
- Dallas RB Ezekiel Elliott rushed for 157 yards and caught two passes for 17 yards.



PACKERS AT COWBOYS - WEEK 5

TAKING HIS PLACE AMONG THE GAME'S BEST

QB **Aaron Rodgers** surpassed the 1,500-attempt plateau for his career in 2010, the benchmark to qualify for passer rating in the NFL record book.

► Rodgers ranks **No. 1 in NFL history** in career passer rating:

Quarterback	Career Passer Rating
1. Aaron Rodgers, GB	104.0
2. Russell Wilson, SEA	99.3
3. Tom Brady, NE	97.6
4. Tony Romo, DAL	97.1
5. Steve Young, TB/SF	96.8

► Dating back to last season, Rodgers completed 27-plus passes in five consecutive games (Weeks 16-17 of 2016 and Weeks 1-3 of 2017), passing Brett Favre (four, Weeks 2-5, 2007) for the longest streak in franchise history.

► Rodgers registered the sixth 4,000-yard passing season of his career in 2016, setting the **franchise record** as he surpassed Favre's mark of five 4,000-yard seasons.

► Rodgers had 11 zero-INT games last season (min. 15 att.), the third time in his career with 10-plus zero-INT games (13 in 2014, 12 in 2009). The only other QB in team history to have 10 in a season was Bart Starr (10) in 1964.

► In 2016, Rodgers set the **single-season franchise record for completions** with 401, surpassing Favre's mark of 372 in 2005.

► In the Week 7 victory over Chicago (2016), Rodgers set a **single-game franchise record** with 39 completions, besting the previous high of 36 by Favre at Chicago on Dec. 5, 1993.

► Rodgers went over the 35,000-yard passing mark for his career last season in Week 11 at Washington. According to the Elias Sports Bureau, he reached the mark on his 4,446th attempt, the **second-fewest attempts needed in NFL history** behind QB Johnny Unitas (4,388 attempts).

► A look at where Rodgers ranks among active NFL quarterbacks **since he took over as the starter in 2008** (min. 1,350 attempts):

Quarterback	Passing Yards (Since 2008)
1. Drew Brees, NO	46,057
2. Philip Rivers, LAC	40,252
3. Matt Ryan, ATL	38,810
4. Eli Manning, NYG	37,942
5. Aaron Rodgers, GB	37,644
Quarterback	Passing TDs (Since 2008)
1. Drew Brees, NO	339
2. Aaron Rodgers, GB	306
3. Philip Rivers, LAC	276
Quarterback	Passer Rating (Since 2008)
1. Aaron Rodgers, GB	104.4
2. Tom Brady, NE	101.1
3. Drew Brees, NO	100.9
Quarterback	Yards/Attempt (Since 2008)
1. Russell Wilson, SEA	7.93
2. Aaron Rodgers, GB	7.91
3. Philip Rivers, LAC	7.87
Quarterback	INT Percentage (Since 2008)
1. Tom Brady, NE	1.4
2. Aaron Rodgers, GB	1.6
3. Alex Smith, KC	1.7
Quarterback	25-Yard Passes (Since 2008)
1. Drew Brees, NO	350
2. Aaron Rodgers, GB	328
3. Philip Rivers, LAC	300

► In 2016, Rodgers posted a season passer rating of 104.2, the seventh time in his career that he had registered a 100-plus passer rating, the most in NFL history (Peyton Manning and Steve Young, six each).

► Rodgers recorded his sixth season with 500-plus attempts and eight or fewer INTs in 2016, the most in NFL history (Tom Brady, three; nine others with one).

► The 2016 regular season saw Rodgers become just the second QB in NFL history to have 600-plus passing attempts and seven or fewer INTs in a season (Brady, 624 attempts, seven INTs in 2015).

► In Week 14 of 2016, Rodgers recorded a passer rating of 150.8 in a win over Seattle, marking his fourth career game a passer rating of 150-plus which is the fourth most (min. 10 pass att.) among active quarterbacks (Drew Brees and Brady, five / Ben Roethlisberger, eight).

► Rodgers rushed for a touchdown in Week 16 last season, marking his 13th game with two-plus passing touchdowns and one-plus rushing touchdowns since 2008, which is **No. 2 among NFL QBs** over that span behind Cam Newton (19).

► Dating back to 1921, Rodgers has the most seasons with 30-plus touchdowns and less than 10 interceptions (according to pro-football-reference.com):

Player	Seasons With 30-Plus TD Passes/Less Than 10 INTs
1. Aaron Rodgers, GB	6
2. Tom Brady, NE	5
3t. Seven players	1

► Rodgers owns four of the top five single-season totals in touchdown passes in franchise history:

Player	TD Passes
1. Aaron Rodgers, 2011	45
2. Aaron Rodgers, 2016	40
3t. Aaron Rodgers, 2012	39
3t. Brett Favre, 1996	39
5t. Aaron Rodgers, 2014	38
5t. Brett Favre, 1995	38

► A look at where Rodgers ranks in the NFL in several categories **since 2014** (min. 450 attempts):

Quarterback	Passer Rating (Since 2014)
1. Tom Brady, NE	104.3
2. Aaron Rodgers, GB	102.6
3. Dak Prescott, DAL	101.4
4. Drew Brees, NO	100.5
5. Russell Wilson, SEA	98.6

Quarterback	TD Passes (Since 2014)
1. Aaron Rodgers, GB	119
2. Drew Brees, NO	110
3. Tom Brady, NE	107
4. Philip Rivers, LAC	99

Quarterback	TD Percentage (Since 2014)
1. Aaron Rodgers, GB	6.4
2. Tom Brady, NE	6.0

Quarterback	TD/INT Ratio (Since 2014)
1. Tom Brady, NE	5.94 (107/18)
2. Aaron Rodgers, GB	5.17 (119/23)
3. Dak Prescott, DAL	4.43 (31/7)



PACKERS AT COWBOYS - WEEK 5

RODGERS AND TOUCHDOWNS

QB **Aaron Rodgers** has found the end zone a lot in his career, and that has continued this season.

- ▶ In Week 2, Rodgers became the 11th NFL player to throw 300 passing touchdowns, reaching the mark in his 144th career game to pass Peyton Manning and Dan Marino (157) for the fewest games needed to reach 300 passing TDs in NFL history.
- ▶ Rodgers reached 300 passing TDs on his 4,742nd pass attempt, surpassing Peyton Manning (5,306) for the fewest in league history.
- ▶ Rodgers also became the first quarterback to reach 300 passing TDs before throwing 100 interceptions. His 73 interceptions passed Tom Brady (115) for the fewest at the time of reaching 300 passing TDs.
- ▶ With a league-best 40 passing TDs during the 2016 regular season, Rodgers became just the fourth QB in NFL history to record two seasons (also 2011) with 40-plus TD passes (Marino, Manning, Drew Brees). It was his franchise-record fourth season (2011-12, 2014, 2016) with 35-plus TD passes (Brett Favre, three, 1995-97).
- ▶ In 2016, Rodgers became the first GB quarterback to lead the NFL in TD passes since Favre in 2003.
- ▶ Rodgers now has five seasons with 4,000-plus passing yards and 30-plus passing TDs (2009, 2011-12, 2014, 2016), further extending his team mark.
- ▶ In 2016, Rodgers registered his third straight season with 30-plus touchdown passes, the second-longest streak in franchise history (Favre, five straight, 1994-98)
- ▶ Rodgers has thrown 38-plus TD passes four times in his career, the most in NFL history (Brees and Manning have three each).
- ▶ Rodgers is **tied for No. 1 in the NFL** in passing touchdowns this season:

Player	TD Passes (2017)
1t. Aaron Rodgers, GB	10
1t. Tom Brady, NE	10
3t. Drew Brees, NO	8
3t. Dak Prescott, DAL	8
3t. Alex Smith, KC	8

- ▶ Since the start of 2016, Rodgers ranks **No. 1 in the NFL** in games with multiple passing touchdowns:

Player	Games With Multiple TD Passes (Since 2016)
1. Aaron Rodgers, GB	16
2t. Drew Brees, NO	14
2t. Philip Rivers, LAC	14

- ▶ Rodgers had multiple passing touchdowns in eight straight games (Week 7-14), which was tied for the longest streak in the NFL for the 2016 season (Marcus Mariota) and the second longest of his career (13-game streak in 2011).
- ▶ Rodgers has thrown four TDs in a game once this season (Week 4). In 2016, Rodgers was **No. 1 in the NFL** with four games with four-plus TD passes and zero INTs, **the most in a season in franchise history**, passing his own mark set in 2011 and Favre's total in 1995.
- ▶ Rodgers has thrown four-plus touchdowns in a game 21 times, **a franchise record, the sixth most in NFL history** and **No. 3 among active quarterbacks**:

Player (Active)	Games W/ Four-Plus TD Passes
1. Drew Brees, SD/NO	31
2. Tom Brady, NE	27
3. Aaron Rodgers, GB	21
4. Eli Manning, NYG	14

- ▶ Rodgers threw for three TDs in Week 3 and ranks **No. 1 in the NFL** since 2016 in games with three-plus passing touchdowns:

Player	Games With Three-Plus TD Passes (Since 2016)
1. Aaron Rodgers, GB	10
2t. Tom Brady, NE	9
2t. Drew Brees, NO	9

- ▶ Rodgers registered three-plus passing touchdowns in three consecutive games (Weeks 7-9 in 2016), totaling 10 touchdowns and one interception over that span. It marked the fifth time in his career that Rodgers registered three-plus passing touchdowns in three or more games in a single season (five: Games 6-10 in 2011 / four: Games 4-7 in 2012 and 2014 / three: Games 14-16 in 2012).
- ▶ Rodgers ranks **No. 4 in NFL history** and **No. 1 in franchise history** with 40 games with three-plus touchdown passes and zero interceptions. He is **tied for No. 1 in the NFL** in games with three-plus passing touchdowns and zero interceptions since 2016:

Player	Games With Three-Plus TD Passes and Zero INTs (Since 2016)
1t. Aaron Rodgers, GB	8
1t. Tom Brady, NE	8
3t. Drew Brees, NO / Derek Carr, OAK	5

- ▶ In 2016, Rodgers became the **first NFL quarterback** to record seven games with three-plus TDs/zero INTs in two different seasons (eight games in 2014). The only other QBs to do accomplish that feat in a season were Brady (eight in 2007) and Manning (seven in 2013).
- ▶ In Week 14 of last season, Rodgers recorded a 66-yard TD pass to WR **Davante Adams**, giving him a TD pass of 65 yards or more in each of the last nine seasons (2008-16). Rodgers joins Brees as the only QBs in the league to do so over that span.

RODGERS THE RUNNER

QB **Aaron Rodgers** uses his feet to not only create more time to throw, but also gain yards.

- ▶ Rodgers is just the **fourth QB in NFL history** to post 35,000-plus passing yards and 2,500-plus rushing yards in his career, joining Fran Tarkenton, John Elway and Donovan McNabb as the only players to accomplish that feat.
- ▶ Since the start of the 2016 season, Rodgers ranks **No. 5 among active NFL quarterbacks** with 420 rushing yards.
- ▶ Rodgers recorded a career-high 369 yards rushing during the 2016 regular season, the most by a Green Bay QB since Tobin Rote (398) in 1956.
- ▶ Rodgers finished the 2016 regular season **No. 3 in the NFL** in rushing yards among quarterbacks:

Player	Rushing Yards (QB's)
1. Tyrod Taylor, BUF	580
2. Colin Kaepernick, SF	468
3. Aaron Rodgers, GB	369
4t. Blake Bortles, JAX	359
4t. Cam Newton, CAR	359

- ▶ Rodgers now has four 300-yard rushing seasons, **No. 2 in franchise history among QBs** behind only Rote (five).
- ▶ Rodgers ranks **No. 2 among active quarterbacks in the NFL** in rushing touchdowns since 2008:

Player	Rushing TDs (QB's Since 2008)
1. Cam Newton, CAR	50
2. Aaron Rodgers, GB	25
3. Andy Dalton, CIN	18



PACKERS AT COWBOYS - WEEK 5

IN THE RED ZONE

According to STATS, QB **Aaron Rodgers** ranks in the top five among active QBs in a few categories inside the opponent 20-yard line (min. 121 att.) since 2008:

Player Red-Zone Passer Rating (Since 2008)

1. Aaron Rodgers, GB	101.8
2. Drew Brees, NO	101.7
3. Tom Brady, NE	99.8
4. Kirk Cousins, WAS	98.2
5. Andy Dalton, CIN	97.5

Player Red-Zone TD Percentage (Since 2008)

1. Tom Brady, NE	29.5
2. Derek Carr, OAK	28.7
3. Aaron Rodgers, GB	27.9
4. Philip Rivers, LAC	27.1
5. Drew Brees, NO	27.0

Player Red-Zone Passing TDs (Since 2008)

1. Drew Brees, NO	228
2. Aaron Rodgers, GB	202
3. Tom Brady, NE	194
4. Philip Rivers, LAC	183
5. Matt Ryan, ATL	169

- ▶ Rodgers has a passer rating of 109.3 in the red zone since the start of the 2016 season (according to STATS), **ranking No. 4 in the NFL**.
- ▶ Rodgers ranks at or near the top of the league in several red-zone categories since the start of the 2016 regular season (according to STATS):

Player Red-Zone Passing TDs (Since 2016)

1. Aaron Rodgers, GB	39
2. Drew Brees, NO	35

Player Red-Zone Completions (Since 2016)

1. Drew Brees, NO	91
2. Aaron Rodgers, GB	80

Player Red-Zone Passing Yards (Since 2016)

1. Drew Brees, NO	530
2. Aaron Rodgers, GB	460

- ▶ WR **Jordy Nelson** leads the NFL in receiving touchdowns in the red zone since the start of the 2016 regular season:

Player Red-Zone Rec. TDs (Since 2016)

1. Jordy Nelson, GB	15
2. Cameron Brate, TB	10
3t. Mike Evans, TB	9
3t. Michael Thomas, NO	9

- ▶ Nelson's 11 red-zone touchdown receptions in 2016 were a career high and tied for the top mark by a Packer since STATS began recording in 1991 (James Jones, 2012; Sterling Sharpe, 1994).

YARDS, YARDS AND MORE YARDS

QB **Aaron Rodgers** recorded 300-plus passing yards in the first three games of the season for the first time in his career. He had previously eclipsed 300 yards in the first two games of the regular season twice (2011, 2013).

- ▶ Rodgers has thrown for 300-plus yards in five of the last eight home openers.
- ▶ Dating back to last season, Rodgers had five straight 300-yard passing games (Games 15-16 of 2016 / Games 1-3 of 2017), passing himself (four, Games 4-7, 2011) for the longest streak in team history.
- ▶ Rodgers has eight 300-yard games in his last 12 regular-season contests.
- ▶ Rodgers joins Tom Brady and Carson Palmer as the only players in the NFL to throw for 300-plus yards in three games this season.
- ▶ So far this season, Rodgers ranks **No. 3 in the NFL** in passing yards:

Player Passing Yards

1. Tom Brady, NE	1,399
2. Carson Palmer, ARI	1,282
3. Aaron Rodgers, GB	1,146
4. Drew Brees, NO	1,135
5. Eli Manning, NYG	1,113

- ▶ Since the start of last season, Rodgers has reached 300 passing yards in nine regular-season games, **tied for No. 2 in the NFL** over that span:

Player 300-Yard Passing Games (Since 2016)

1. Drew Brees, NO	11
2t. Aaron Rodgers, GB	9
2t. Carson Palmer, ARI	9
4t. Tom Brady, NE	8
4t. Kirk Cousins, WAS	8
4t. Philip Rivers, LAC	8
7. Matt Ryan, ATL	7

- ▶ Below is where Rodgers ranks in 300-yard games among active quarterbacks since he became the starter in 2008:

Player 300-Yard Passing Games (Since 2008)

1. Drew Brees, NO	87
2. Tom Brady, NE	56
3. Aaron Rodgers, GB	52
4. Philip Rivers, LAC	49
5. Ben Roethlisberger, PIT	45
6. Matt Ryan, ATL	42

- ▶ Rodgers ranks **No. 2 in franchise history** in 300-yard passing games:

Packers 300-Yard Passing Games

1. Brett Favre, 1993-2007	55
2. Aaron Rodgers, 2005-present	52
3. Lynn Dickey, 1976-77 / 1979-85	15
4. Don Majkowski, 1987-92	9
5. Bart Starr, 1956-71	5

- ▶ Rodgers has thrown for 300-plus yards 24 times at home and 28 times on the road.

PACKERS AT COWBOYS - WEEK 5

GROUP EFFORT

The Packers have a history of relying on many receivers over the years and that has continued.

- So far this season, 11 different players have recorded a reception and seven players each have a reception of 20-plus yards.
- Green Bay is only team in the league to have five players with 16-plus catches this season.
- WR **Davante Adams** leads the Packers with 219 receiving yards, while WR **Randall Cobb** has a team-high 19 receptions.
- WR **Jordy Nelson** leads the league in receiving touchdowns:

Player	Receiving TDs
1. Jordy Nelson, GB	5
2t. Stefon Diggs, MIN	4
2t. Chris Hogan, NE	4
4t. Michael Crabtree, OAK	3
4t. Todd Gurley II, LAR	3
4t. Mercedes Lewis, JAX	3

- Nelson and **Davante Adams** each rank at the top of league in receiving touchdowns since the start of the 2016 season:

Player	Receiving TDs (Since 2016)
1. Jordy Nelson, GB	19
2t. Davante Adams, GB	14
2t. Mike Evans, TB	14
4. Antonio Brown, PIT	13
5. Odell Beckham Jr., NYG	12

- Nelson registered two touchdowns in both Weeks 3-4, marking the third time in his career (Weeks 10-11, 16-17 in 2011) that he has posted back-to-back games with two-plus TD receptions.
- Nelson has registered 15 games with two-plus TD catches since 2011, No. 1 in the league over that span. The Packers have a 15-0 record in those contests.

Player	Games With Two-Plus Receiving TDs (Since 2011)
1. Jordy Nelson, GB	15
2. Dez Bryant, DAL	14
3t. Antonio Brown, PIT	12
3t. Jimmy Graham, NO/SEA	12
3t. Rob Gronkowski, NE	12

- WR **Geronimo Allison** recorded a career-high 122 receiving yards on six receptions (20.3 avg.) in Week 3, including a career-long 72-yard reception in overtime to set up a 27-yard game-winning field goal by K **Mason Crosby**.
- For his career, Allison has 18 first downs on 21 catches. His first down percentage of 85.7 percent ranks **No. 1 in the NFL** since the start of the 2016 season (min. 15 receptions).

Player	Receiving First-Down Percentage (Since 2016)
1. Geronimo Allison, GB	85.7
2. Michael Floyd, ARI/NE/MIN	83.8
3. Mike Evans, TB	82.6
4. Russell Shepard, CAR	81.5

- TE **Lance Kendricks** scored on a 1-yard reception in the first quarter of the Week 3 win over Cincinnati, his first TD catch as a Packer. He also recorded a 51-yard reception against the Bengals, the second-longest catch of his career (80 yards at Tampa Bay, Dec. 23, 2012).

- In Week 2, Montgomery hauled in six receptions for 75 yards (12.5 avg.) and a TD to go with 10 carries for 35 yards (3.5 avg.) and TD, becoming the first Packer to have a rushing TD, receiving TD and 75-plus receiving yards in the same games since Dorsey Levens at Indianapolis on Nov. 16, 1997 (two rushing TDs, one receiving TD, 92 receiving yards).

NELSON MAKES HISTORY

- WR **Jordy Nelson** ranks in the top five in franchise history in receptions, receiving yards and receiving touchdowns:

Packers Player	Receptions
1. Donald Driver, 1999-2012	743
2. Sterling Sharpe, 1988-94	595
3. James Lofton, 1978-86	530
4. Jordy Nelson, 2008-14, 2016-present	514

Packers Player	Receiving Yards
1. Donald Driver, 1999-2012	10,137
2. James Lofton, 1978-86	9,656
3. Sterling Sharpe, 1988-94	8,134
4. Don Hutson, 1935-45	7,991
5. Jordy Nelson, 2008-14, 2016-present	7,572

Packers Player	Receiving TDs
1. Don Hutson, 1935-45	99
2. Jordy Nelson, 2008-14, 2016-present	68
3. Sterling Sharpe, 1988-94	65
4. Donald Driver, 1999-2012	61

- For the second straight season, Nelson has five TD catches through the first four games (2016-17). He joins Don Hutson (1944-45) as the only players in franchise history to have five-plus TD catches in the first four games in back-to-back seasons.
- QB **Aaron Rodgers** and Nelson have connected for 64 touchdowns, **the most by a duo in team history** (Brett Favre and Antonio Freeman, 57).
- In 2016, Nelson joined WR Sterling Sharpe as the **only players in team history** to record two seasons with 95-plus catches.
- In 2016, Nelson registered the fourth 1,200-yard (1,257) receiving season of his career, tying James Lofton for the **best mark in team history**.
- It was the third time in Nelson's career that he recorded 10-plus receiving TDs in a season (2011 and 2014). He joined Sharpe (four) and Hutson (three) as the **only players in franchise history to post 10-plus TD catches in three or more seasons**.
- Nelson is the **first player in franchise history to record 13-plus receiving touchdowns in three different seasons** (2011, 2014, 2016). His three seasons of 13-plus TD receptions tie Pro Football Hall of Famers Lance Alworth, Cris Carter and Marvin Harrison for the fourth most in NFL history. Only Pro Football Hall of Famer Jerry Rice (eight), Terrell Owens (seven) and Randy Moss (six) have more such seasons in NFL history.
- With at least one touchdown reception in 11 games last season, Nelson tied Sharpe (1992 and 1994) for the most games with at least one TD catch in a single season in franchise history.
- Nelson has 25 100-yard receiving games in his career, **passing Hutson (24) for No. 3 in team history**. He trails Sharpe (29) for the second most.



PACKERS AT COWBOYS - WEEK 5

CLAY FINDS HIS WAY TO THE BALL

LB **Clay Matthews** continues to make an impact on opposing offenses.

- In Week 4, he registered a sack/forced fumble of QB Mike Glennon to move past DE Kabeer Gbaja-Biamila to set the team record:

Player	Career Sacks
1. Clay Matthews, 2009-17	75.0
2. Kabeer Gbaja-Biamila, 2000-08	74.5
3. Reggie White, 1993-98	68.5
4. Tim Harris, 1986-90	55.0
5. Aaron Kampman, 2002-09	54.0

- In 2015, Matthews was selected to his sixth Pro Bowl and first as an inside linebacker after recording 6.5 sacks (second on the team), 14 QB hits (No. 1 on the team), and a career-high 84 tackles (No. 2 on the team). He was also one of three players (Micah Hyde, Sam Shields) on the team to have an interception and a fumble recovery.

- He is **tied for the second-most** six-plus-sack seasons in the NFL since 2009:

Player	Six-Plus-Sack Seasons (Since 2009)
1. Julius Peppers, CAR/CHI/GB	8
2t. Clay Matthews, GB	7
2t. Ahmad Brooks, SF/GB	7
2t. Calais Campbell, ARI/JAX	7
2t. Tamba Hali, KC	7
2t. Cameron Wake, MIA	7
2t. DeMarcus Ware, DAL/DEN	7

- Matthews ranks in the top five in sacks since 2009 among active players:

Player	Sacks (Since 2009)
1. Cameron Wake, MIA	83.5
2t. Von Miller, DEN	77.5
2t. Julius Peppers, CAR/CHI/GB	77.5
4. J.J. Watt, HOU	76.0
5t. Clay Matthews, GB	75.0
5t. Elvis Dumervil, DEN/BAL/SF	75.0
7. Tamba Hali, KC	71.0

- Matthews is **tied for No. 1 in team history** in 10-sack seasons and is **No. 4** in two-sack games:

Player	10-Sack Seasons
1t. Clay Matthews, 2009-10, 2012, 2014	4
1t. Reggie White, 1993, 1995, 1997-98	4
1t. Kabeer Gbaja-Biamila, 2001-04	4

Player	Two-Sack Games
1. Reggie White, 1993-98	16
2. Kabeer Gbaja-Biamila, 2000-08	15
3. Tim Harris, 1986-90	14
4. Clay Matthews, 2009-17	13

PERRY LEADS THE RUSH

Packers LB **Nick Perry** leads a pass rush that has recorded multiple sacks in 16 of the past 20 regular-season games.

- Perry tied DT **Mike Daniels** for the team lead in sacks in Week 1 with 1.5.

- Despite missing two games, Perry registered a team-high 11 sacks, **tied for No. 8 in the NFL**, in 2016. He became the 11th player in team history (since 1982) to register a double-digit sack total in a season.

- Dating back to the start of 2016, Perry has registered a half-sack or more in 11 regular-season games, **tied for No. 9 in the NFL**:

Player	Games With Half-Sack Or More
1t. Ryan Kerrigan, WAS	13
1t. Von Miller, DEN	13
3t. Lorenzo Alexander, BUF	12
3t. Danielle Hunter, MIN	12
3t. Chandler Jones, ARI	12
3t. Cameron Jordan, NO	12
3t. Khalil Mack, OAK	12
3t. Cameron Wake, MIA	12
9t. Nick Perry, GB	11
9t. Vic Beasley, ATL	11

BURNETT BRINGS IT

Packers S **Morgan Burnett** has been a steady force on the Packers defense for years, starting 101 games (including playoffs) since 2011.

- From 2011-14, he was the only Packer to surpass 100 tackles each season, and despite missing five games in 2015, he tied for the team lead in solo tackles (54) and led the team with 14 total tackles in the postseason. In 2016, he was **No. 1 on the team** in tackles (92) despite missing a game.

- He set a single-season career high with three sacks in 2016, **No. 2 among safeties** according to STATS:

Player	Sacks (2016)
1. Landon Collins, NYG	4.0
2. Morgan Burnett, GB	3.0
3t. Four players	2.0

- Burnett recorded two interceptions in 2016, tied for the second most of his career (two in 2012 / three in 2011).

- Burnett has 7.5 sacks since 2011, **tied for No. 4** among safeties over that time span:

Player	Sacks (Since 2011)
1t. Roman Harper, NO/CAR	8.5
1t. T.J. Ward, CLE/DEN/TB	8.5
3. Reshad Jones, MIA	8.0
4t. Morgan Burnett, GB	7.5
4t. Harrison Smith, MIN	7.5

- He ranks **No. 3 among Green Bay safeties** (since 1982) in career sacks, according to STATS:

Packers Safety	Career Sacks
1. LeRoy Butler	20.5
2. Mark Murphy	11.0
3. Morgan Burnett	7.5



PACKERS AT COWBOYS - WEEK 5

ON THE RISE

S **Ha Ha Clinton-Dix** has been a presence on the Packers defense since his rookie season and earned his first trip to the Pro Bowl and second-team All-Pro recognition from *The Associated Press* in 2016.

- After starting 10 of 16 games and both postseason contests as a rookie, he has started every game since 2015.
- Clinton-Dix is **tied for No. 4 among safeties** with 12 interceptions in the regular and postseason since 2014:

Safety	Interceptions (Since 2014)
1. Reggie Nelson, CIN/OAK	17
2. Kurt Coleman, KC/CAR	16
3. Glover Quin, DET	15
4t. Ha Ha Clinton-Dix, GB	12
4t. Mike Adams, IND	12
4t. Micah Hyde, GB/BUF	12
7. Quintin Demps, HOU	11

- His three career postseason interceptions rank **No. 1 among safeties** since he entered the league in 2014, according to STATS.
- His career-best five interceptions were **tied for No. 5 in the NFL** in 2016 and **tied for No. 2 among safeties**:

Safety	Interceptions (2016)
1. Quintin Demps, HOU	6
2t. Ha Ha Clinton-Dix, GB	5
2t. Landon Collins, NYG	5
2t. Reggie Nelson, OAK	5
5t. Four players	4

- It was the most interceptions by a Packers safety in a single season since Charles Woodson (seven) and Charlie Peprah (five) in 2011.
- In 2016, Clinton-Dix posted a career-high two interceptions in both Week 9 and Week 15, becoming the first Packer to have multiple two-INT games in a season since Woodson in 2011.
- In Week 9 of 2016, he joined CB Al Harris (vs. New Orleans, Oct. 9, 2005) as the only players to post two INTs in a first quarter for the Packers since 1993.
- He was named NFC Defensive Player of the Week for his Week 15 performance in 2016, becoming the first Packers DB to win the award since Woodson in 2010 (Week 4).
- Clinton-Dix finished second on the team with 95 tackles (73 solo) in 2014 and led the Packers with 117 tackles (97 solo) in 2015.
- He registered a total of three interceptions during the 2015 season (including playoffs). He tied for fourth on the team with two during the regular season and registered one in the postseason.
- According to STATS, his three sacks during the 2015 regular season were tied for the fifth most in a single regular season by a Packers safety (since 1982) and the most since Mark Roman recorded 3.5 in 2004.
- Clinton-Dix's three sacks also tied for **No. 3 in the NFL** in 2015 among safeties.
- During the 2015 regular season, he registered eight-plus tackles in eight games, including setting career highs in both total tackles (12) and solo tackles (11) in the Week 10 game vs. Detroit, in which he also registered an interception.

CONTINUAL IMPACT

In his career, DT **Mike Daniels** has seen his playing time steadily increase as well as his production, earning him a role as a standout on the defense.

- Daniels ranks **No. 3 among Packers defensive tackles** in sacks (since 1982), according to STATS LLC:

Packers Defensive Tackles	Sacks (Since 1982)
1. Cullen Jenkins, 2004-10	29.0
2. Santana Dotson, 1996-2001	26.0
3. Mike Daniels, 2012-present	23.5
4t. Cletidus Hunt, 1999-2004	17.0
4t. Corey Williams, 2004-07	17.0
6. Matt Brock, 1989-94	12.5
7. B.J. Raji, 2009-15	11.0

- Daniels is third on the Packers with 21.5 sacks since the start of the 2013 season. He is **No. 11 among NFL defensive tackles** over that span, according to STATS LLC.
- He has started all but two regular-season and postseason games for Green Bay and has played the most defensive snaps among Packers defensive linemen since the start of the 2014 season.
- In 2015, Daniels led the Packers' defensive line in tackles (66) and sacks (four). He finished third on the team with 12 QB hits.
- In Week 5 versus St. Louis (2015), he tied for the team lead with a career-best nine tackles (eight solo).
- Daniels registered his first career interception in Week 16 at Arizona (2015), returning it 23 yards. According to STATS LLC, it was the first interception by a Packers DT since Cullen Jenkins on Oct. 18, 2009. Dating back to 1960, his 23-yard interception return was the longest by a Green Bay DT on an interception.
- He led Green Bay's defensive line with 5.5 sacks and was the team leader in quarterback hits (19) and pressures (22) during the 2014 regular season.

RACKING UP POINTS

K **Mason Crosby** is moving his way up the record books.

- Crosby passed Ryan Longwell in Week 2 of the 2015 season to become the franchise career points leader:

Player	Career Points
1. Mason Crosby, 2007-16	1,291
2. Ryan Longwell, 1997-2004	1,054
3. Don Hutson, 1935-45	823

- Crosby's 1,267 points from 2007-16 were the **second most by an NFL player in his first 10 seasons** (NE Stephen Gostkowski, 1,330 from 2006-15).
- Crosby (1,428) passed Longwell (1,119) for the most points scored in the regular and postseason combined in franchise history.
- Dating back to 2013, Crosby has made 114 field goals during the regular season, **No. 7 in the NFL** over that span.
- Crosby recorded 122 points during the 2016 season, giving him the 10th 100-point season of his career and **extending his franchise record**. Crosby's 10 seasons with 100-plus points are the **most in the NFL since 2007**. The only other kickers to have 10 or more consecutive seasons of 100-plus points are Jason Elam (16, 1993-2008) and Adam Vinatieri (13, 1996-2008).



PACKERS AT COWBOYS - WEEK 5

ON THE ROAD AGAIN

Green Bay went 7-1 away from Lambeau Field in 2011, with the seven road wins setting a single-season franchise record.

- The Packers have been able to stay above the .500 mark on the road during Head Coach **Mike McCarthy's** tenure, a notable achievement in the National Football League.
- Since 2006, McCarthy's first season as the head coach in Green Bay, only nine of 32 NFL teams have regular-season road records above .500.

Team	W-L Record	Pct.
1. New England	64-25-0	.719
2. Dallas	52-38-0	.578
3. Indianapolis	50-40-0	.556
4. Green Bay	49-40-0	.551
5. Pittsburgh	49-42-0	.538
6. Philadelphia	48-42-1	.533
7. Denver	47-42-0	.528
8. New Orleans	48-43-0	.527
9. N.Y. Giants	47-44-0	.516

329 AND COUNTING

Another packed house at Lambeau Field against the Chicago Bears in Week 4 brought the stadium's consecutive-sellouts streak to 329 regular-season games (not including replacement games).

- The league's longest-tenured stadium, Lambeau Field is hosting its 61st season of football in 2017. For the victory over Dallas in the Divisional round of the 2014 playoffs, Packers fans set a new Lambeau Field paid-attendance record (79,704).
- Across American professional sports, only Boston's Fenway Park (1912) and Chicago's Wrigley Field (1914) have longer tenures.

THE LAMBEAU ADVANTAGE

The crown jewel of the National Football League, Lambeau Field has long been known as one of the tougher venues to play in, particularly during the harsh Wisconsin winter.

- Re-establishing home-field advantage after a 4-4 mark in 2008 was one of the goals of 2009, and with the Packers finishing 6-2 at home, they accomplished that goal. Green Bay followed that up with a 7-1 mark at Lambeau Field in 2010, a perfect 8-0 record in 2011, the first undefeated home mark since 2002, and a 7-1 mark in 2012. The Packers were one of two teams to finish undefeated at home during the 2014 regular season (Denver).
- Head Coach **Mike McCarthy** stated consistently upon his arrival in Green Bay that one of the team's goals would be to reclaim the mystique of playing at Lambeau Field. Mission accomplished. The team is 68-22-1 (.753) at home in the regular season since 2006, **No. 2 in the NFL**.
- Since **Ron Wolf** and **Mike Holmgren** began the revitalization of the franchise in 1992, Green Bay owns the best home record in the NFL. A look at the top regular-season home W-L records since the '92 season:

Team	W-L Record	Pct.
1. Green Bay	155-47-1	.766
2. Pittsburgh	145-55-1	.724
3. New England	146-57-0	.719

HOT AT HOME

Since the start of 2009, the Packers have been one of the best teams in the league at home during the regular season:

Team	W-L Record	Pct.
1. New England	58-9-0	.866
2. Green Bay	54-12-1	.813
3. Baltimore	49-17-0	.742
4. Seattle	49-17-0	.742
5. Pittsburgh	47-18-0	.723

IN THE FREE-AGENCY ERA

Talk of unrestricted free agency in the early '90s led many to forecast tough times for the small-town Green Bay Packers.

- However, Green Bay has remained among the most successful teams since the advent of free agency in 1993. The Packers have won 10 or more games 15 times since '93 and captured 10 division crowns.
- A look at the most successful teams in the free-agency era:

Team	W-L Since '93	Pct.	Playoff Berths
1. New England	262-126-0	.675	18
2. Green Bay	248-139-1	.640	18
3. Pittsburgh	244-143-1	.630	16
4. Denver	236-152-0	.608	13
5. Indianapolis	226-162-0	.582	16

IN THE LEAGUE RANKINGS 2017 REGULAR SEASON



GREEN BAY (Team)

Category	NFC	NFL
Turnover Margin (+2)	3t	8t
Points Scored (25.5)	4	8
Points Allowed (20.3)	6	15
Total Offense (335.3)	11	16
Rushing (74.5)	14	28
Passing (260.8)	8	10
Total Defense (299.5)	2	6
vs. Rush (111.0)	13	19
vs. Pass (188.5)	2	5
Third-Down Offense (49.1%) . . .	3	3
Third-Down Defense (36.2%) . . .	2	7
Red-Zone Offense (78.6%)	1	1
Red-Zone Defense (77.8%)	16	31

DALLAS (Team)

Category	NFC	NFL
Turnover Margin (-1)	9t	18t
Points Scored (23.5)	7t	13t
Points Allowed (24.3)	14	26
Total Offense (343.3)	10	12
Rushing (114.3)	7	14
Passing (229.0)	12	15
Total Defense (339.3)	10	18
vs. Rush (107.5)	11	16
vs. Pass (231.8)	10	20
Third-Down Offense (42.9%) . . .	11	17
Third-Down Defense (50.0%) . . .	12	25
Red-Zone Offense (57.1%)	6t	15t
Red-Zone Defense (46.2%)	5	10

GREEN BAY (Individual)

Category	NFC	NFL
Passing: A.Rodgers (100.7)	4	7t
Rushing: Montgomery (152)	15	31
Receptions: Cobb (19)	15t	27t
Rec. Yds.: D.Adams (219)	13t	27t
INTs: Brice/Clinton-Dix (1)	3t	13t
Sacks: Matthews (2.5)	11t	29t





DALLAS (Individual)

Category	NFC	NFL
Passing: Prescott (90.1)	11	18
Rushing: Elliott (277)	5	9
Receptions: Witten (17)	15t	27t
Rec. Yds.: Bryant (212)	18	34
INT: J.Lewis/A.Brown (1)	3t	13t
Sacks: Lawrence (7.5)	1	1



2017 SCHEDULE NOTES

2017 OPPONENTS

		NFL Rank (2017)	
		Record	Offense Defense
	Seattle Seahawks.....(2-2)	10	14
	at Atlanta Falcons(3-1)	4	13
	Cincinnati Bengals(1-3)	27	3
	Chicago Bears(1-3)	23	8
	at Dallas Cowboys(2-2)	12	18
	Minnesota Vikings(2-2)	6	12
	New Orleans Saints(2-2)	7	28
	Detroit Lions.....(3-1)	24	15
	Baltimore Ravens(2-2)	30	21
	at Pittsburgh Steelers..(3-1)	21	2
	Tampa Bay Buccaneers..(2-1)	9	30
	at Cleveland Browns...(0-4)	26	16
	at Carolina Panthers ...(3-1)	22	4

A LOOK AT THE SCHEDULE

The Green Bay Packers' 97th NFL regular-season schedule – highlighted by five prime-time contests (subject to flexible scheduling) – was released April 20 by the National Football League.

- It will be the first regular season that has the Packers playing home games on a Saturday, Thursday and Monday.
- Green Bay's schedule includes six games against 2016 playoff teams. Two of those contests (Detroit, Seattle) are at Lambeau Field, while four (Atlanta, Dallas, Detroit, Pittsburgh) will come on the road. The Packers will play two teams (Atlanta, Dallas) that it played during the 2016 regular and postseason.
- For the first time since 2012, the Packers opened the season at home, and will play three of their first four games at Lambeau Field.
- In Week 1, Green Bay hosted the Seattle Seahawks, marking the third consecutive regular season that the Packers have played the Seahawks at home. Green Bay improved to 11-3 against the Seahawks at home during the regular and postseason, including eight straight wins.
- For the second straight season, the Packers played a prime-time game on the road in Week 2, traveling to Atlanta for an NFC Championship rematch with the Falcons.
- Week 3 saw the Cincinnati Bengals play in Green Bay for just the sixth time, and Week 4 had the Packers hosting the Chicago Bears on a Thursday night for the third consecutive season (12th straight year in primetime). The division rivals squared off in a prime-time contest for the 12th straight season.
- Green Bay will begin October with back-to-back road games. The Packers will first travel to play the Dallas Cowboys, marking the fourth matchup between the two clubs since 2015 (including postseason), and then will face the Vikings in Minnesota in Week 6.
- In Week 7, the New Orleans Saints visit Lambeau, their latest trip by date to Wisconsin since playing the Packers in Milwaukee on Nov. 17, 1985.
- The Packers have a Week 8 bye, the latest bye week for Green Bay since 2014 (Week 9).
- Green Bay hosts the Detroit Lions on *Monday Night Football* in Week 9, marking the third time the two teams have met on *MNF* and the first since 1972. Green Bay swept the regular-season series with the Lions last season for the first time since 2012 and for the seventh time under McCarthy.
- In Week 10, Green Bay will face the Bears in Chicago, a place they have won in the regular season each of the last six years.
- After welcoming the Baltimore Ravens to Lambeau Field in Week 11 for just the fourth time, the Packers will travel to Pittsburgh to play the Steelers in a Sunday night matchup in Week 12.
- After stopping back in Green Bay in Week 13 to play Tampa Bay, the Buccaneers' first December trip to Lambeau since 2000, the Packers will begin a stretch of three road games in four weeks with a trip to Cleveland in Week 14. It is the first time since 2009 that Green Bay will finish the regular season with three of the final four games taking place on the road.
- The Packers will finish their slate against the NFC South when they play at the Carolina Panthers in Week 15.
- For the second consecutive season, Green Bay will host the Vikings on a Saturday in Week 16. The Packers have won their last five regular-season games played on Saturdays.
- Green Bay will close out the regular season at Detroit for the second consecutive year, marking the first time it has finished the regular season on the road against the same team in back-to-back seasons since 1991-92 (Minnesota).



PACKERS AT COWBOYS - WEEK 5

BREAKING DOWN THE ROSTER

The Packers currently have an 53-man roster that is composed of 25 offensive players, 25 defensive players and three specialists.

- Of the 53 players on Green Bay's roster, 34 of them (64.2 percent) were draft picks of the Packers. Dating back to 2007, Green Bay has at least one member of each draft class still on the roster.
- Green Bay has 12 players on the roster that began their careers as undrafted free agents, with 10 of those originally signed by Green Bay.
- Over a third (34.0 percent) of the players (18 of 53) on Green Bay's roster entered the league as a sixth-round or seventh-round pick or as an undrafted player.
- The Packers have five players on the roster that played in the NFL prior to the 2009 season. Four of those five players were draft picks of the Packers (QB **Aaron Rodgers**, K **Mason Crosby**, WR **Jordy Nelson** and LB **Clay Matthews**) and three have made at least one Pro Bowl.
- Of the 53 players on the roster, 44 began their pro careers with the Packers (83.0 percent).
- Only 21 of the 53 players on the roster (39.6 percent) were selected in the first three rounds of the draft, with 18 being drafted by the Packers.

GREEN BAY'S ROSTER ...

BY AGE (as of Oct. 8)

21-24	25 players
25-28	19 players
29-32	5 players
33-plus	4 players

BY EXPERIENCE

R-1	13 players
2-3	16 players
4-5	9 players
6-9	9 players
10-plus	6 players

BY DRAFT ROUND

1st	7 players
2nd/3rd	14 players
4th/5th	14 players
6th/7th	6 players
Undrafted	12 players

2017 OPPONENTS - STRENGTH OF SCHEDULE

The Packers' 2017 schedule includes six games against 2016 playoff teams. Two of those games (Detroit, Seattle) will be at Lambeau Field, while four (Atlanta, Dallas, Detroit, Pittsburgh) will come on the road.

- A closer look at the Packers' 2017 opponents:

Home Games	'16 Record	Last Overall Meeting/Result	Last Lambeau Field Meeting/Result
Baltimore	8-8	10/13/13, W, 19-17	12/7/09, W, 27-14
Chicago	3-13	12/18/16, W, 30-27	10/20/16, W, 26-10
Cincinnati	6-9-1	9/22/13, L, 34-30	9/20/09, L, 31-24
Detroit	9-7	1/1/17, W, 31-24	9/25/16, W, 34-27
Minnesota	8-8	12/24/16, W, 38-25	12/24/16, W, 38-25
New Orleans	7-9	10/26/14, L, 44-23	9/30/12, W, 28-27
Seattle	10-5-1	12/11/16, W, 38-10	12/11/16, W, 38-10
Tampa Bay	9-7	12/21/14, W, 20-3	11/20/11, W, 35-26
Totals	60-66-2	(.477)	

Road Games	'16 Record	Last Overall Meeting/Result	Last Meeting at Site/Result
Atlanta	11-5	1/22/17, L, 44-21*	1/22/17, L, 44-21*
Carolina	6-10	11/8/15, L, 29-37	11/8/15, L, 29-37
Chicago	3-13	12/18/16, W, 30-27	12/18/16, W, 30-27
Cleveland	1-15	10/20/13, W, 31-13	10/25/09, W, 31-3
Dallas	13-3	1/15/17, W, 34-31^	1/15/17, W, 34-31^
Detroit	9-7	1/1/17, W, 31-24	1/1/17, W, 31-24
Minnesota	8-8	12/24/16, W, 38-25	9/18/16, L, 14-17
Pittsburgh	11-5	12/22/13, L, 38-31	12/20/09, L, 37-36
Totals	62-66	(.484)	

Overall122-132-2

^ - NFC Divisional Playoff

* - NFC Championship

PACKERS IN WEEKLY 2017 TEAM RANKINGS

		NFL Offense			NFL Defense		
After							
Week ...	Opp.	Total	Rush	Pass	Total	Rush	Pass
1	SEA	8	15	6	5t	17	4
2	@ATL	7	27	4	8	20t	9
3	CIN	10	29t	2	8	21	7
4	CHI	16	28	10	6	19	5
Packers in 2016		8	20	7	22	8	31
Packers in 2015		23	12	25t	15	21	6
Packers in 2014		6	11	8	15	23	10
Packers in 2013		3	7	6	25	25	24
Packers in 2012		13	20	9	11	17	11
Packers in 2011		3	27	3	32	14	32
Packers in 2010		9	24	5	5	18	5
Packers in 2009		6	14	7	2	1	5
Packers in 2008		8	17	8	20	26	12
Packers in 2007		2	21	2	11	14	12
Packers in 2006		9	23	8	12	13	17
Packers in 2005		18	30	7	7	23	1
Packers in 2004		3	10	3	25	14	25
Packers in 2003		4	3	16	17	10	23
Packers in 2002		12	12	10	12	21	3
Packers in 2001		6	21	3	12	16	15
Packers in 2000		15	23	8	15	8	19
Packers in 1999		9	21	7	19	22	18
Packers in 1998		5	25	3	4	4	10
Packers in 1997		4	12	3	7	20	8
Packers in 1996		5	11	5	1	4	1
Packers in 1995		7	26	3	14	7	21
Packers in 1994		9	19	9	6	3	15
Packers in 1993		19	22	18	2	8	7
Packers in 1992		15	21	9	23	16	23



PACKERS STARTERS – OFFENSE

WR Jordy Nelson, 10th Year, Kansas State, D2a-08

- ▶ Became the fourth player in franchise history to reach 500 receptions.
- ▶ Has 68 career receiving TDs, No. 2 in Packers history behind Don Hutson (99).
- ▶ Became the first player in franchise history to record 13-plus receiving touchdowns in three different seasons (2011, 2014, 2016). His three seasons of 13-plus TD receptions tie Pro Football Hall of Famers Lance Alworth, Cris Carter and Marvin Harrison for the fourth most in NFL history.
- ▶ Missed all of the 2015 season due to a knee injury.
- ▶ Finished the 2014 regular season ranked fourth in the NFL in receiving yards (1,519), seventh in receptions (98) and tied for second in receiving touchdowns (13). Earned first selection to the Pro Bowl.
- ▶ Led the team in 2013 with 85 catches for 1,314 yards and eight TDs. Ranked No. 10 in the NFL that season in receiving yards.
- ▶ With 15 TD catches in 2011, became only the third player in franchise history to catch 15 or more TDs in a season, joining WRs Sterling Sharpe (18 in 1994) and Don Hutson (17 in 1942).

LT David Bakhtiari, 5th Year, Colorado, D4a-13

- ▶ Named to first career Pro Bowl in 2016.
- ▶ Has started all but five games at LT since the start of the 2013 regular season. Missed Weeks 2-4 this season and the final two games of the 2015 regular season due to injury.
- ▶ Started all 16 games at left tackle in 2013, the only rookie in the NFL to do so in 2013 and the first Packer rookie to do so since the league went to a 16-game schedule in 1978.
- ▶ Became just the fourth Green Bay rookie to start at LT in the season opener since the 1970 AFL-NFL merger and the first since 1985.

LG Lane Taylor, 5th Year, Oklahoma State, FA-13

- ▶ Has played in 50 regular-season games for Green Bay with 21 starts with all starts but one (LT in Week 4) taking place at LG.
- ▶ Made the first starts of his career in 2015, opening at RG at Detroit in Week 13 in place of an injured T.J. Lang and at LG in Week 17 vs. Minnesota with Josh Sitton sliding to LT in place of an injured David Bakhtiari.
- ▶ A four-year letterman at OSU, starting 47 of 50 games played at right guard. Unanimous first-team All-Big 12 selection by the conference's coaches as a senior.

C Corey Linsley, 4th Year, Ohio State, D5a-14

- ▶ Has started every game at C since Week 9 of 2016. Was on reserve/physically unable to perform for the entire preseason and the first seven regular-season games last season.
- ▶ Started 29 games and four postseason contests in his first two seasons.
- ▶ First rookie center to start for Green Bay in Week 1 since the merger.
- ▶ Was the first rookie center to start every game for the Packers since the league went to a 16-game schedule in 1978.
- ▶ Named to PFWA's All-Rookie team, the first Green Bay center to be honored since its inception in 1974.

RG Jahri Evans, 12th Year, Bloomsburg, UFA (NO)-17

- ▶ Selected to six Pro Bowls (2009-14) and has been named first-team All-Pro by *The Associated Press* four times (2009-12).
- ▶ Has started all 173 games he has played in since entering the league in 2006, the most games played by an active NFL offensive lineman over that span.
- ▶ Started all 16 games in nine of his 11 seasons in New Orleans (2006-16), missing just seven contests due to injury.
- ▶ Helped the Saints finish in the top six in the NFL in total offense in all 11 of his seasons in New Orleans (2006-16), including six No. 1 rankings (2006, 2008-09, 2011, 2014, 2016).
- ▶ Entered the NFL with New Orleans in 2006 as a fourth-round pick (No. 108 overall) out of Bloomsburg (Pa.) University, where he was a finalist for the Gene Upshaw Player of the Year Award in both of his final two seasons.

RT Bryan Bulaga, 8th Year, Iowa, D1-10

- ▶ Has started 44 of 52 games since the start of the 2014 season.
- ▶ Missed the second part of the 2012 season after suffering a hip injury vs. Arizona on Nov. 4 and missed all of the 2013 season after injuring his knee on Aug. 3.
- ▶ Started 37 games at RT in his first three seasons in the league.
- ▶ Started the final 12 games of 2010 and the entire postseason at right tackle after taking over for veteran Mark Tauscher (shoulder).
- ▶ Named to the *Pro Football Weekly*/PFWA All-Rookie team in 2010.
- ▶ Capped his rookie season by becoming the youngest player at the time, according to STATS LLC, to ever start in the Super Bowl (21 years, 322 days).

TE Martellus Bennett, 10th Year, Texas A&M, UFA (NE)-17

- ▶ Posted 50-plus receptions in each season from 2012-16, one of only three tight ends in the league (Greg Olsen, Jason Witten) to do so over that span.
- ▶ Posted a career-high three 100-yard receiving games in 2016 with the Patriots, tied for No. 2 in the NFL among TEs, and a career-best seven TD catches, tied for No. 3 in the league among TEs.
- ▶ Registered a career-high 90 receptions with the Chicago Bears in 2014, the most among NFL tight ends that season, on his way to earning Pro Bowl recognition.
- ▶ Entered the NFL in 2008 as a second-round pick (No. 61 overall) with Dallas and went on to play four seasons with the Cowboys (2008-11). Also played one season with the N.Y. Giants (2012), three with the Bears (2013-15) and one with the Patriots (2016).

WR Randall Cobb, 6th Year, Kentucky, D2-11

- ▶ Despite missing a game, ranks No. 1 on the team with 19 receptions this season.
- ▶ Led the team with a 13.5-yard punt-return average in 2016.
- ▶ Posted the 12th 100-yard receiving game of his career in Week 4 (108 on nine receptions) and tied his single-game high for receptions (11 for 95 yards and a TD) in Week 7 last season.
- ▶ Led the team in receptions (79), was No. 2 in receiving yards (829) and was No. 3 in touchdown receptions (six) in 2015.
- ▶ Set a new single-season career high with five 100-yard receiving games during the 2014 season (three-2012). Earned first trip to the Pro Bowl.
- ▶ His career-best 91 receptions in 2014 are the eighth most in team history.
- ▶ Finished the regular season tied for fourth in the NFL with 12 touchdown receptions in 2014.
- ▶ Set a franchise single-season record with a league-high 2,342 combined net yards in 2012, topping the previous team mark of 2,250 yards by RB Ahman Green in 2003.

QB Aaron Rodgers, 12th Year, California, D1-05

- ▶ His career passer rating of 104.0 ranks No. 1 in NFL history.
- ▶ In 139 regular-season starts (93-46 record), has posted 52 games with 300-plus passing yards, 82 without an interception and 78 with a 100-plus passer rating (min. 15 attempts).
- ▶ Earned his sixth selection to the Pro Bowl in 2016, the second-most selections by a Green Bay quarterback behind Brett Favre's nine (1992-93, 1995-97, 2001-03, 2007).
- ▶ Finished the 2014 regular season ranked No. 2 in the NFL in passer rating (112.2), touchdown percentage (7.3), No. 1 in interception percentage (1.0) and No. 3 in touchdown passes (38).
- ▶ Recorded a passer rating of at least 120.0 in seven regular-season games in 2014, setting a single-season career high and tying for the third most in a single season in the NFL, dating back to 1960.
- ▶ Posted 21,332 passing yards from 2008-12, which ranks No. 1 in league history for the most passing yards by a QB in his first five seasons as a starter (previous record was Peyton Manning, 20,618, 1998-2002).
- ▶ In 2011, set an NFL record with a 122.5 passer rating and set franchise marks for TD passes (45), passing yards (4,643), completion percentage (68.3), yards per attempt (9.25) and 300-yard games (eight) on his way to earning NFL Most Valuable Player honors from *The Associated Press*.

RB Ty Montgomery, 2nd Year, Stanford, D3-15

- ▶ Ranks No. 2 on the team with three total touchdowns this season.
- ▶ After being converted from wide receiver to running back during the 2016 season, has started 10 games at RB, including all four games this season.
- ▶ In Week 15 at Chicago (2016), rushed for 162 yards on 16 carries and two touchdowns. His 162 yards were the most by a Packers player in a single game since Dec. 11, 2005 (Samkon Gado, 171 yards on 29 carries, 5.9 avg.). Dating back to 1960, his 10.13 yards-per-carry average was the third highest (min. 15 carries) by a Green Bay player.
- ▶ Played in six games with three starts as a rookie in 2015 before an ankle injury sustained in Week 6 sidelined him for the remainder of the season.
- ▶ Posted 5,190 all-purpose yards at Stanford (334 rushing, 2,125 receiving, 238 PR, 2,493 KOR), the fourth most in school history at the time.

FB Aaron Ripkowski, 2nd Year, Oklahoma, D6a-15

- ▶ Has played in 35 career games with eight starts.
- ▶ Scored his first career rushing touchdown in Week 12 (2016) and followed it up with one in Week 13.
- ▶ Led the team and set career highs in Week 17 (2016) at Detroit with 61 rushing yards on nine carries (6.8 avg.).
- ▶ Played in 15 games as a rookie, seeing action primarily on special teams. Tied for No. 4 on the team with nine special teams tackles.



PACKERS STARTERS – DEFENSE

DE Dean Lowry, 2nd Year, Northwestern, D4b-16

- Made first career start in the season-opening win over Seattle.
- Saw action in 15 games as a rookie (2016) and registered 14 tackles (eight solo), two sacks, three tackles for a loss, nine QB pressures and three QB hits. Also appeared in all three postseason contests and posted two tackles (one solo) and a QB pressure.
- Posted sacks in back-to-back games in 2016, recording one in Week 13 vs. Houston and one in Week 14 vs. Seattle.
- Played in 48 games with 33 starts for Northwestern and registered 134 tackles (83 solo), 31½ tackles for a loss, 12½ sacks, three interceptions (one returned for a TD), 21 passes defended, three fumble recoveries and three forced fumbles.
- Earned second-team All-Big Ten honors as a senior in 2015 after posting 46 tackles (27 solo), 13½ tackles for a loss (second on the team), three sacks, an interception, a fumble recovery and seven passes defended.

NT Kenny Clark, 2nd Year, UCLA, D1-16

- Finished the 2016 regular season No. 3 on the GB defensive line in tackles (33).
- Became the youngest player to appear in a season opener for the Packers since Arnie Herber (20 years old) in 1930.
- Earned third-team All-America honors from *The Associated Press* and first-team All-Pacific-12 recognition from the coaches and media as a junior in 2015.
- Was a team co-captain in '15 and recorded career highs in tackles (75), tackles for a loss (11) and sacks (six). Also ranked third on the team with five pass breakups.

DT Mike Daniels, 6th Year, Iowa, D4a-12

- Leads Packers defensive linemen with 21.5 sacks since the start of the 2013 regular season.
- Led the defensive line in both tackles and sacks in 2014 and 2015.
- Returned a fumble 43 yards for a TD vs. Detroit in Week 14 of 2012, the longest fumble return for a TD by a rookie in franchise history.
- Starred as an interior pass rusher at Iowa, posting a team-high 24.5 tackles for a loss and 13 sacks from 2010-11.

LOLB Clay Matthews, 9th Year, Southern California, D1b-09

- With 75.0 career sacks, passed Kabere Gbaja-Biamila (74.5) for the most sacks in Packers history.
- Despite injuries forcing him to miss four games and limiting him in six others, finished No. 3 on the team with five sacks in 2016.
- For the first time in his career, recorded at least one sack in each of the first three regular-season games he played in (2016).
- Selected to his sixth Pro Bowl and first as an inside linebacker in 2015 after recording 6.5 sacks (second on the team), 15 QB hits (No. 1 on the team) and a career-high 85 tackles (No. 2 on the team).
- With a team-high 11.0 sacks in 2014, is tied for the most 10-plus sack seasons in franchise history (four).
- Is the only player in franchise history to score a defensive TD (interception or fumble return) in each of his first three seasons in the NFL (2009-11).

ILB Jake Ryan, 3rd Year, Michigan, D4-15

- Finished No. 2 on the team with 84 tackles during the 2016 regular season.
- Started the final five games of the regular season and both playoff contests in 2015.
- Recorded a team-best nine tackles (eight solo) and one fumble recovery in Week 13 (2015) at Detroit in his first pro start.
- Served as a team captain for his final two seasons at Michigan and was a three-time winner (2012-14) of the Roger Zatkoff Award, given to the Wolverines top linebacker. He was the only player to win the award (est. 1991) three times.
- Joined LB John Anderson (first round, 26th overall) as the only Michigan linebackers ever drafted by Green Bay.
- Started 41 of 46 games played in college, appearing at inside linebacker as a senior after spending his first three seasons at outside linebacker and defensive end.

ILB Blake Martinez, Rookie, Stanford, D4a-16

- Ranks No. 1 on the Packers with 30 total tackles this season.
- Started nine of 13 games he played in 2016 during the regular season, missing Weeks 12-14 due to injury.
- Became the first rookie to start on defense for Green Bay in Week 1 since LB Nick Perry in 2012.
- Finished collegiate career with 257 tackles (137 solo), 13.5 tackles for a loss, 6.5 sacks, five interceptions and five forced fumbles in 51 games played.

- Started all 27 games played in his final two seasons, leading the team in tackles as a junior (102) and senior (141).
- Led the Pacific-12 and ranked No. 7 nationally with 141 tackles (75 solo) as a senior, averaging a conference-best 10.1 tackles per game.

ROLB Nick Perry, 6th Year, Southern California, D1-12

- Led the team with a career-high 11.0 sacks in 2016.
- Registered multiple sacks in each of his first five seasons in the NFL and has posted a two-sack game in each of the last four seasons (2013-16).
- Has totaled seven sacks in eight playoff games, including 3.5 in the 2015 postseason, which tied Clay Matthews (2010) for the franchise record in a single postseason.
- His seven postseason sacks rank No. 3 in franchise history (since 1982) behind Matthews (11) and Reggie White (eight).

LCB Davon House, 7th Year, New Mexico State, FA-17

- Rejoined the Packers after spending the 2015-16 seasons with the Jacksonville Jaguars, starting 19 of 32 games played.
- In 2015, his first season in Jacksonville, set career highs in starts (15), tackles (60), solo tackles (49), passes defended (23, franchise single-season record) and interceptions (four).
- Despite missing three regular-season games with a shoulder injury in 2014, his 11 passes defended tied for No. 4 on the Packers.
- After seeing action in two games as a rookie (2011), appeared in 25 games for Green Bay between 2012-13, starting five games in each season.
- Was the first player to be drafted by the Packers out of New Mexico State in franchise history, and was the first Aggie drafted since S Siddeeq Shabazz (Oakland, seventh round) in 2003.

RCB Damarious Randall, 3rd Year, Arizona State, D1-15

- Was second on the team with three interceptions in 2016 despite missing six games due to injury.
- Played in 15 games with nine starts (six at LCB, two at RCB, one in the slot) in 2015 and tied for the team lead and No. 2 among NFL rookies with three interceptions, including one he returned for a TD. Finished with a team-best 16 passes defended.
- Named the NFL's Defensive Rookie of the Month for November 2015, joining CB Casey Hayward (October 2012) as the only Green Bay defensive backs to win the award.
- Earned first-team All-Pacific-12 honors at safety as a senior in 2014 after he led the Sun Devils in tackles (106) and passes defended (12) and tied for the team lead with three interceptions.

SS Morgan Burnett, 8th Year, Georgia Tech, D3-10

- Tied for No. 1 among NFL safeties with a career-best three sacks last season. Finished No. 1 on the team in tackles (92).
- Missed five games due to injury in 2015, but finished No. 4 on the team with 54 solo tackles.
- Totaled a team-high 125 tackles in 2014, the second most of his career (137 in 2012). Ranked No. 2 on the team with 106 tackles (77 solo) in 2013, despite missing the first three games due to injury. Recovered three fumbles, including one for a TD, and added nine passes defended.
- Participated in all 1,088 plays for Green Bay's defense in 2012, one of only four non-OL in the NFL to appear in 100 percent of his team's snaps.
- Started the first four games of the 2010 season at SS before sustaining a season-ending knee injury vs. Detroit in Week 4.

FS Ha Ha Clinton-Dix, 4th Year, Alabama, D1-14

- Named to his first career Pro Bowl in 2016. His career-best five interceptions tied for No. 5 in the NFL last season and tied for No. 1 among safeties. It was the most interceptions by a Packers safety in a single season since Charles Woodson (seven) and Charlie Peprah (five) in 2011.
- In 2016, posted a career-high two interceptions in both Week 9 and Week 14, becoming the first Packer to have two two-INT games in a season since Woodson in 2011.
- Led the team in tackles in 2015 with 117 (97 solo) and was tied for fourth on the team in interceptions (two).
- According to STATS, his three sacks during the 2015 regular season tied for the fifth most in a single regular season by a Packers safety (since 1982) and the most since Mark Roman recorded 3.5 in 2004.
- Started every game in 2015 after starting 10 of 16 games as a rookie when he finished second on the team in tackles (95).
- Was a consensus All-America selection in 2013 as a junior, earning first-team recognition from *The Associated Press*, the Football Writers Association of America and *Sporting News*.



2017 REGULAR-SEASON STATISTICS

	Packers	Opponents
TOTAL FIRST DOWNS	89	72
Rushing.....	21	23
Passing.....	58	44
Penalty.....	10	5
3rd Down: Made/Att.....	28/57	17/47
3rd Down Pct.....	49.1	36.2
4th Down: Made/Att.....	4/4	2/2
4th Down Pct.....	100.0	100.0
POSSESSION AVG.	31:33	28:27
TOTAL NET YARDS	1341	1198
Avg. Per Game.....	335.3	299.5
Total Plays.....	260	230
Avg. Per Play.....	5.2	5.2
NET YARDS RUSHING	298	444
Avg. Per Game.....	74.5	111.0
Total Rushes.....	84	105
NET YARDS PASSING	1043	754
Avg. Per Game.....	260.8	188.5
Sacked/Yards Lost.....	15/103	10/86
Gross Yards.....	1146	840
Att./Completions.....	161/108	115/75
Completion Pct.....	67.1	65.2
HAD INTERCEPTED	3	2
PUNTS/AVERAGE	19/45.9	19/46.5
Net Punting Avg.....	19/43.5	19/42.5
PENALTIES/YARDS	29/228	29/214
FUMBLES/BALL LOST	2/1	4/4
TOUCHDOWNS	13	9
Rushing.....	3	3
Passing.....	10	4
Returns.....	0	2

SCORE BY PERIODS

	Q1	Q2	Q3	Q4	OT	PTS
PACKERS	28	7	31	33	3	102
OPPONENTS	14	41	13	13	0	81

SCORING

	T	D	-Ru	-Pa	-Rt	K-PAT	FG	S	PTS
Jordy Nelson.....	5	0	5	0				0	30
Mason Crosby.....	0	0	0	0		12/12	4/4	0	24
Ty Montgomery.....	3	2	1	0				0	18
Davante Adams.....	2	0	2	0				0	12
Randall Cobb.....	1	0	1	0				0	6
Aaron Jones.....	1	1	0	0				0	6
Lance Kendricks.....	1	0	1	0				0	6
PACKERS	13	3	10	0		12/12	4/4	0	102
OPPONENTS	9	3	4	2		9/9	6/8	0	81

2-Pt Conversions: Packers 0-1, Opponents 0-0

SACKS: Clay Matthews 2.5, Josh Jones 2, Mike Daniels 1.5, Nick Perry 1.5, Ahmad Brooks 1, Blake Martinez 1, Joe Thomas 0.5, PACKERS 10, OPPONENTS 15

RUSHING	No	Yds	Avg	Long	TD
Ty Montgomery.....	46	152	3.3	11	2
Aaron Rodgers.....	14	51	3.6	13	0
Aaron Jones.....	13	49	3.8	11	1
Jamaal Williams.....	9	32	3.6	6	0
Randall Cobb.....	1	10	10.0	10	0
Aaron Ripkowski.....	1	4	4.0	4	0
PACKERS	84	298	3.5	13	3
OPPONENTS	105	444	4.2	35	3

RECEIVING	No	Yds	Avg	Long	TD
Randall Cobb.....	19	189	9.9	29	1
Ty Montgomery.....	18	129	7.2	23	1
Jordy Nelson.....	17	206	12.1	58	5
Martellus Bennett.....	17	141	8.3	26	0
Davante Adams.....	16	219	13.7	41	2
Geronimo Allison.....	9	146	16.2	72	0
Lance Kendricks.....	5	70	14.0	51	1
Richard Rodgers.....	2	22	11.0	14	0
Aaron Ripkowski.....	2	8	4.0	6	0
Jamaal Williams.....	2	7	3.5	5	0
Trevor Davis.....	1	9	9.0	9	0
PACKERS	108	1146	10.6	72	10
OPPONENTS	75	840	11.2	34	4

INTERCEPTIONS	No	Yds	Avg	Long	TD
Kentrell Brice.....	1	11	11.0	11	0
Ha Ha Clinton-Dix.....	1	3	3.0	3	0
PACKERS	2	14	7.0	11	0
OPPONENTS	3	99	33.0	75t	1

PUNTING	No	Yds	Avg	Net	TB	In 20	LG	Blk
Justin Vogel.....	19	872	45.9	43.5	0	5	62	0
PACKERS	19	872	45.9	43.5	0	5	62	0
OPPONENTS	19	883	46.5	42.5	0	10	59	0

PUNT RETURNS	Ret	FC	Yds	Avg	Long	TD
Trevor Davis.....	8	7	75	9.4	33	0
PACKERS	8	7	75	9.4	33	0
OPPONENTS	9	4	45	5.0	20	0

KICKOFF RETURNS	No	Yds	Avg	Long	TD
PACKERS	0	0	--	--	0
OPPONENTS	8	194	24.3	43	0

FIELD GOALS	1-19	20-29	30-39	40-49	50+
Mason Crosby.....	0/0	3/3	0/0	1/1	0/0
PACKERS	0/0	3/3	0/0	1/1	0/0
OPPONENTS	0/0	1/1	1/1	2/4	2/2

Crosby: (40G) (28G) (28G, 27G) ()

Opponents: (33G, 21G, 41G) (51G, 53G) (48N, 46G) (47N)

PASSING	Att	Cmp	Yds	Cmp%	Yds/Att	TD	TD%	Int	Int%	Long	Sack/Lost	Rating
Aaron Rodgers.....	160	107	1146	66.9	7.16	10	6.3	3	1.9	72	15/103	100.7
Brett Hundley.....	1	1	0	100.0	0.00	0	0.0	0	0.0	0	0/0	79.2
PACKERS	161	108	1146	67.1	7.12	10	6.2	3	1.9	72	15/103	100.6
OPPONENTS	115	75	840	65.2	7.30	4	3.5	2	1.7	34	10/86	91.2



2017 REGULAR-SEASON DEFENSIVE STATISTICS

Official totals – based on coaches' film review, through Week 4 vs. Chicago

SPECIAL TEAMS

Player	Total Tackles	Solo	Asst	Sacks/ Yards	Int/ Yards	Fum Rec	For Fum	Pass Def
Blake Martinez	30	19	11	1.0/8.0	0/0	1	0	0
Morgan Burnett	22	18	4	0.0/0.0	0/0	0	0	4
Ha Ha Clinton-Dix	21	20	1	0.0/0.0	1/3	0	0	2
Damarious Randall	20	18	2	0.0/0.0	0/0	0	0	1
Josh Jones	19	17	2	2.0/14.0	0/0	0	0	0
Kenny Clark	16	7	9	0.0/0.0	0/0	0	0	1
Nick Perry	15	9	6	1.5/11.0	0/0	0	0	1
Clay Matthews	13	13	0	2.5/28.5	0/0	0	1	0
Kevin King	13	10	3	0.0/0.0	0/0	0	0	3
Quinten Rollins	12	9	3	0.0/0.0	0/0	0	0	1
Jake Ryan	12	8	4	0.0/0.0	0/0	1	0	1
Quinton Dial	11	8	3	0.0/0.0	0/0	0	0	1
Kentrell Brice	10	9	1	0.0/0.0	1/11	0	0	2
Mike Daniels	9	7	2	1.5/12.0	0/0	0	1	0
Josh Hawkins	7	5	2	0.0/0.0	0/0	0	0	3
Dean Lowry	6	2	4	0.0/0.0	0/0	0	0	1
Marwin Evans	5	5	0	0.0/0.0	0/0	0	0	0
Davon House	5	4	1	0.0/0.0	0/0	0	0	0
Kyler Fackrell	4	1	3	0.0/0.0	0/0	1	0	0
Ahmad Brooks	3	3	0	1.0/7.0	0/0	0	0	0
Joe Thomas	2	2	0	0.5/5.5	0/0	0	0	0
Chris Odom	2	1	1	0.0/0.0	0/0	0	0	0
Ricky Jean Francois	1	0	1	0.0/0.0	0/0	0	0	0
Totals	258	195	63	10.0/86.0	2/14	3	2	22

Player	TT	FR	FF
Marwin Evans	4	0	0
Quinten Rollins	3	1	0
Jeff Janis	2	0	0
Josh Jones	2	0	0
Aaron Ripkowski	2	0	0
Kentrell Brice	1	0	0
Aaron Jones	1	0	0
Lance Kendricks	1	0	0
Kevin King	1	0	0
Joe Thomas	1	0	0
Justin Vogel	1	0	0
Totals	19	1	0

MISCELLANEOUS

Player	Tackles
Geronimo Allison	1
Totals	1

Player	FR
Aaron Rodgers	1
Totals	1



THE DOPE SHEET

OFFICIAL PROGRAM AND PUBLICATION, AOME-PACKERS FOOTBALL TEAM



No	ALPHABETICAL ROSTER	Pos	Ht	Wt	Birthdate	NFL Exp	College	High School Hometown
17	Adams, Davante	WR	6-1	215	12/24/92	4	Fresno State	Palo Alto, Calif.
90	Adams, Montravius	DT	6-4	304	7/24/95	R	Auburn	Vienna, Ga.
81	Allison, Geronimo	WR	6-3	202	1/18/94	2	Illinois	Riverview, Fla.
69	Bakhtiari, David	T	6-4	310	9/30/91	5	Colorado	San Mateo, Calif.
80	Bennett, Martellus	TE	6-6	275	3/10/87	10	Texas A&M	Taylor, Texas
29	Brice, Kentrell	S	5-11	200	8/11/94	2	Louisiana Tech	Ruston, La.
55	Brooks, Ahmad	LB	6-3	259	3/14/84	11	Virginia	Fairfax, Va.
75	Bulaga, Bryan	T	6-5	314	3/21/89	8	Iowa	Woodstock, Ill.
42	Burnett, Morgan	S	6-1	209	1/13/89	8	Georgia Tech	College Park, Ga.
97	Clark, Kenny	DT	6-3	314	10/4/95	2	UCLA	Rialto, Calif.
21	Clinton-Dix, Ha Ha	S	6-1	208	12/21/92	4	Alabama	Orlando, Fla.
18	Cobb, Randall	WR	5-10	192	8/22/90	7	Kentucky	Alcoa, Tenn.
2	Crosby, Mason	K	6-1	207	9/3/84	11	Colorado	Georgetown, Texas
76	Daniels, Mike	DT	6-0	310	5/5/89	6	Iowa	Blackwood, N.J.
11	Davis, Trevor	WR	6-1	188	7/4/93	2	California	Martinez, Calif.
91	Dial, Quinton	DT	6-5	318	6/21/90	5	Alabama	Pinson, Ala.
73	Evans, Jahri	G	6-4	318	8/22/83	12	Bloomsburg	Philadelphia, Pa.
25	Evans, Marwin	S	5-11	211	4/10/93	2	Utah State	Oak Creek, Wis.
51	Fackrell, Kyle	LB	6-5	245	11/25/91	2	Utah State	Mesa, Ariz.
28	Hawkins, Josh	CB	5-10	189	1/23/93	2	East Carolina	Kernersville, N.C.
31	House, Davon	CB	6-0	195	7/10/89	7	New Mexico State	Palmdale, Calif.
7	Hundley, Brett	QB	6-3	226	6/15/93	3	UCLA	Chandler, Ariz.
83	Janis, Jeff	WR	6-3	219	6/24/91	4	Saginaw Valley State	Tawas City, Mich.
99	Jean Francois, Ricky	DT	6-3	313	11/23/86	9	Louisiana State	Miami Gardens, Fla.
74	John, Ulrick	T	6-6	309	5/20/92	4	Georgia State	Hinesville, Ga.
33	Jones, Aaron	RB	5-9	208	12/2/94	R	Texas-El Paso	El Paso, Texas
27	Jones, Josh	S	6-2	220	9/20/94	R	North Carolina State	Walled Lake, Mich.
84	Kendricks, Lance	TE	6-3	250	1/30/88	7	Wisconsin	Milwaukee, Wis.
20	King, Kevin	CB	6-3	200	5/5/95	R	Washington	Oakland, Calif.
63	Linsley, Corey	C	6-3	301	7/27/91	4	Ohio State	Boardman, Ohio
94	Lowry, Dean	DE	6-6	296	6/9/94	2	Northwestern	Rockford, Ill.
50	Martinez, Blake	LB	6-2	237	1/9/94	2	Stanford	Oro Valley, Ariz.
52	Matthews, Clay	LB	6-3	255	5/14/86	9	Southern California	Agoura Hills, Calif.
32	Mays, Devante	RB	5-10	230	5/26/94	R	Utah State	Livingston, Texas
64	McCray, Justin	G	6-3	317	5/31/92	1	Central Florida	Miami, Fla.
88	Montgomery, Ty	RB	6-0	216	1/22/93	3	Stanford	Dallas, Texas
87	Nelson, Jordy	WR	6-3	217	5/31/85	10	Kansas State	Manhattan, Kan.
98	Odum, Chris	LB	6-4	262	9/16/94	R	Arkansas State	Arlington, Texas
77	Pankey, Adam	G/T	6-5	313	2/2/94	R	West Virginia	Hamilton, Ohio
62	Patrick, Lucas	G	6-3	313	7/30/93	1	Duke	Brentwood, Tenn.
59	Pepper, Taybor	LS	6-4	245	5/28/94	R	Michigan State	Saline, Mich.
53	Perry, Nick	LB	6-3	265	4/12/90	6	Southern California	Detroit, Mich.
41	Pipkins, Lenzy	CB	6-0	196	11/7/93	R	Oklahoma State	Mansfield, Texas
23	Randall, Damarious	CB	5-11	196	8/29/92	3	Arizona State	Pensacola, Fla.
22	Ripkowski, Aaron	FB	6-1	246	12/20/92	3	Oklahoma	Dayton, Texas
12	Rodgers, Aaron	QB	6-2	225	12/2/83	13	California	Chico, Calif.
82	Rodgers, Richard	TE	6-4	257	1/22/92	4	California	Shrewsbury, Mass.
24	Rollins, Quinten	CB	5-11	195	7/15/92	3	Miami (Ohio)	Wilmington, Ohio
47	Ryan, Jake	LB	6-2	240	2/27/92	3	Michigan	Cleveland, Ohio
65	Taylor, Lane	G	6-3	324	11/22/89	5	Oklahoma State	Arlington, Texas
48	Thomas, Joe	LB	6-1	227	5/6/91	3	South Carolina State	Blackville, S.C.
8	Vogel, Justin	P	6-4	219	10/14/93	R	Miami	Tampa, Fla.
30	Williams, Jamaal	RB	6-0	213	4/3/95	R	Brigham Young	Fontana, Calif.

PRACTICE SQUAD

79	Amichia, Kofi	G	6-3	304	7/29/94	R	South Florida	Powder Springs, Ga.
44	Brown, Donatello	CB	6-0	190	5/15/91	R	Valdosta State	Kennesaw, Ga.
6	Callahan, Joe	QB	6-1	216	6/4/93	2	Wesley	Absecon, N.J.
89	Clark, Michael	WR	6-6	217	10/26/95	R	Marshall	St. Petersburg, Fla.
93	Gilbert, Reggie	LB	6-3	261	4/1/93	1	Arizona	Laveen, Ariz.
72	Greene, Darrell	G	6-3	321	10/29/92	1	San Diego State	Decatur, Ga.
71	Lunsford, Izaah	DT	6-3	310	10/21/93	R	Bowling Green State	Cincinnati, Ohio
49	Mathews, Derrick	LB	6-0	232	9/25/92	1	Houston	Houston, Texas
35	Whitehead, Jermaine	S	5-11	195	3/12/93	1	Auburn	Greenwood, Miss.
10	Yancey, DeAngelo	WR	6-1	220	11/18/94	R	Purdue	Atlanta, Ga.

RESERVE/INJURED

67	Barclay, Don	T/G	6-4	305	4/18/89	6	West Virginia	Harmony, Pa.
68	Murphy, Kyle	T	6-6	305	12/11/93	2	Stanford	San Clemente, Calif.
10	Schum, Jacob	P	5-10	211	1/21/89	2	Buffalo	Hamburg, N.Y.
78	Spriggs, Jason	T	6-6	301	5/17/94	2	Indiana	Elkhart, Ind.
57	Talley, David	LB	6-1	236	11/9/94	R	Grand Valley State	Orchard Lake, Mich.
26	Waters, Herb	CB	6-0	188	11/10/92	1	Miami	Homestead, Fla.

RESERVE/PHYSICALLY UNABLE TO PERFORM

45	Biegel, Vince	LB	6-3	246	7/2/93	R	Wisconsin	Wisconsin Rapids, Wis.
39	Goodson, Demetri	CB	5-11	197	6/11/89	4	Baylor	Spring, Texas

No	NUMERICAL ROSTER	Pos	Ht	Wt	Age	NFL	College	How	Reg. season
						Exp		Acquired	GP/GS/DNP/IA
2	Mason Crosby	K	6-1	207	33	11	Colorado	D6c-07	4/0/0/0
7	Brett Hundley	QB	6-3	226	24	3	UCLA	D5-15	1/0/3/0
8	Justin Vogel	P	6-4	219	23	R	Miami	FA-17	4/0/0/0
11	Trevor Davis	WR	6-1	188	24	2	California	D5-16	4/0/0/0
12	Aaron Rodgers	QB	6-2	225	33	13	California	D1-05	4/4/0/0
17	Davante Adams	WR	6-1	215	24	4	Fresno State	D2-14	4/4/0/0
18	Randall Cobb	WR	5-10	192	27	7	Kentucky	D2-11	3/3/0/1
20	Kevin King	CB	6-3	200	22	R	Washington	D2a-17	4/2/0/0
21	Ha Ha Clinton-Dix	S	6-1	208	24	4	Alabama	D1-14	4/4/0/0
22	Aaron Ripkowski	FB	6-1	246	24	3	Oklahoma	D6a-15	4/0/0/0
23	Damarious Randall	CB	5-11	196	25	3	Arizona State	D1-15	4/4/0/0
24	Quinten Rollins	CB	5-11	195	25	3	Miami (Ohio)	D2-15	4/1/0/0
25	Marwin Evans	S	5-11	211	24	2	Utah State	FA-16	4/1/0/0
27	Josh Jones	S	6-2	220	23	R	North Carolina State	D2b-17	4/1/0/0
28	Josh Hawkins	CB	5-10	189	24	2	East Carolina	FA-16	3/1/0/1
29	Kentrell Brice	S	5-11	200	23	2	Louisiana Tech	FA-16	3/1/0/1
30	Jamaal Williams	RB	6-0	213	22	R	Brigham Young	D4b-17	4/0/0/0
31	Davon House	CB	6-0	195	28	7	New Mexico State	FA-17	2/2/0/2
32	Devante Mays	RB	5-10	230	23	R	Utah State	D7a-17	2/0/0/2
33	Aaron Jones	RB	5-9	208	22	R	Texas-El Paso	D5b-17	3/0/0/1
41	Lenzy Pipkins	CB	6-0	196	23	R	Oklahoma State	FA-17	1/0/0/3
42	Morgan Burnett	S	6-1	209	28	8	Georgia Tech	D3-10	4/4/0/0
47	Jake Ryan	LB	6-2	240	25	3	Michigan	D4-15	3/2/0/1
48	Joe Thomas	LB	6-1	227	26	3	South Carolina State	FA-15 (PS-Dal.)	4/0/0/0
50	Blake Martinez	LB	6-2	237	23	2	Stanford	D4a-16	4/4/0/0
51	Kyler Fackrell	LB	6-5	245	25	2	Utah State	D3-16	4/0/0/0
52	Clay Matthews	LB	6-3	255	31	9	Southern California	D1b-09	4/4/0/0
53	Nick Perry	LB	6-3	265	27	6	Southern California	D1-12	3/2/0/1
55	Ahmad Brooks	LB	6-3	259	33	11	Virginia	FA-17	3/2/0/1
59	Taybor Pepper	LS	6-4	245	23	R	Michigan State	FA-17	1/0/0/0
62	Lucas Patrick	G	6-3	313	24	1	Duke	FA-16	3/1/0/1
63	Corey Linsley	C	6-3	301	26	4	Ohio State	D5a-14	4/4/0/0
64	Justin McCray	G	6-3	317	25	1	Central Florida	FA-17	4/2/0/0
65	Lane Taylor	G	6-3	324	27	5	Oklahoma State	FA-13	4/4/0/0
69	David Bakhtiari	T	6-4	310	26	5	Colorado	D4a-13	1/1/0/3
73	Jahri Evans	G	6-4	318	34	12	Bloomsburg	UFA (NO)-17	4/4/0/0
74	Ulrick John	T	6-6	309	25	4	Georgia State	FA-17 (PS-Ari.)	0/0/1/0
75	Bryan Bulaga	T	6-5	314	28	8	Iowa	D1-10	1/1/0/3
76	Mike Daniels	DT	6-0	310	28	6	Iowa	D4a-12	2/2/0/2
77	Adam Pankey	G/T	6-5	313	23	R	West Virginia	FA-17	0/0/3/0
80	Martellus Bennett	TE	6-6	275	30	10	Texas A&M	UFA (NE)-17	4/4/0/0
81	Geronimo Allison	WR	6-3	202	23	2	Illinois	FA-16	3/0/0/0
82	Richard Rodgers	TE	6-4	257	25	4	California	D3b-14	4/0/0/0
83	Jeff Janis	WR	6-3	219	26	4	Saginaw Valley State	D7-14	4/0/0/0
84	Lance Kendricks	TE	6-3	250	29	7	Wisconsin	FA-17	4/1/0/0
87	Jordy Nelson	WR	6-3	217	32	10	Kansas State	D2a-08	4/4/0/0
88	Ty Montgomery	RB	6-0	216	24	3	Stanford	D3-15	4/4/0/0
90	Montravius Adams	DT	6-4	304	22	R	Auburn	D3-17	1/0/0/3
91	Quinton Dial	DT	6-5	318	27	5	Alabama	FA-17	3/0/0/1
94	Dean Lowry	DE	6-6	296	23	2	Northwestern	D4b-16	4/3/0/0
97	Kenny Clark	DT	6-3	314	22	2	UCLA	D1-16	4/4/0/0
98	Chris Odom	LB	6-4	262	23	R	Arkansas State	W-17 (Atl.)	3/0/1/0
99	Ricky Jean Francois	DT	6-3	313	30	9	Louisiana State	FA-17	3/0/0/0

PRACTICE SQUAD

6	Joe Callahan	QB	6-1	216	24	2	Wesley	FA-17	0/0/0/0
10	DeAngelo Yancey	WR	6-1	220	22	R	Purdue	FA-17	0/0/0/0
35	Jermaine Whitehead	S	5-11	195	24	1	Auburn	FA-17	0/0/0/0
44	Donatello Brown	CB	6-0	190	26	R	Valdosta State	FA-17	0/0/0/0
49	Derrick Mathews	LB	6-0	232	25	1	Houston	FA-17	0/0/0/0
71	Izaah Lunsford	DT	6-3	310	23	R	Bowling Green State	FA-17	0/0/0/0
72	Darrell Greene	G	6-3	321	25	1	San Diego State	FA-17	0/0/0/0
79	Kofi Amichia	G	6-3	304	23	R	South Florida	FA-17	0/0/0/0
89	Michael Clark	WR	6-6	217	21	R	Marshall	FA-17	0/0/0/0
93	Reggie Gilbert	LB	6-3	261	24	1	Arizona	FA-17	0/0/0/0

RESERVE/INJURED

10	Jacob Schum	P	5-10	211	28	2	Buffalo	W-16 (T.B.)	0/0/0/0
26	Herb Waters	CB	6-0	188	24	1	Miami	FA-16	0/0/0/0
57	David Talley	LB	6-1	236	22	R	Grand Valley State	FA-17	0/0/0/0
67	Don Barclay	T/G	6-4	305	28	6	West Virginia	FA-12	0/0/0/0
68	Kyle Murphy	T	6-6	305	23	2	Stanford	D6-16	3/3/0/0
78	Jason Spriggs	T	6-6	301	23	2	Indiana	D2-16	1/0/0/1

RESERVE/PHYSICALLY UNABLE TO PERFORM

39	Demetri Goodson	CB	5-11	197	28	4	Baylor	D6-14	0/0/0/0
45	Vince Biegel	LB	6-3	246	24	R	Wisconsin	D4a-17	0/0/0/0



OFFENSE

WR:	87	Jordy Nelson	17	Davante Adams	83	Jeff Janis
LT:	69	David Bakhtiari	<u>77</u>	<u>Adam Pankey</u>	74	Ulrick John
LG:	65	Lane Taylor	62	Lucas Patrick		
C:	63	Corey Linsley	64	Justin McCray	62	Lucas Patrick
RG:	73	Jahri Evans	64	Justin McCray		
RT:	75	Bryan Bulaga	<u>77</u>	<u>Adam Pankey</u>	74	Ulrick John
TE:	80	Martellus Bennett	84	Lance Kendricks	82	Richard Rodgers
WR:	18	Randall Cobb	81	Geronimo Allison	11	Trevor Davis
QB:	12	Aaron Rodgers	7	Brett Hundley		
RB:	88	Ty Montgomery	<u>30</u>	<u>Jamaal Williams</u>	<u>33</u>	<u>Aaron Jones</u>
					<u>32</u>	<u>Devante Mays</u>
FB:	22	Aaron Ripkowski				

DEFENSE

DE:	94	Dean Lowry	99	Ricky Jean Francois		
NT:	97	Kenny Clark	91	Quinton Dial		
DT:	76	Mike Daniels	<u>90</u>	<u>Montravius Adams</u>		
LOLB:	52	Clay Matthews	55	Ahmad Brooks		
ILB:	47	Jake Ryan	48	Joe Thomas		
ILB:	50	Blake Martinez	48	Joe Thomas		
ROLB:	53	Nick Perry	51	Kyler Fackrell	<u>98</u>	<u>Chris Odom</u>
LCB:	31	Davon House	24	Quinten Rollins	<u>41</u>	<u>Lenzy Pipkins</u>
RCB:	23	Damarious Randall	<u>20</u>	<u>Kevin King</u>	28	Josh Hawkins
SS:	42	Morgan Burnett	<u>27</u>	<u>Josh Jones</u>	25	Marwin Evans
FS:	21	Ha Ha Clinton-Dix	29	Kentrell Brice		

SPECIAL TEAMS

K:	2	Mason Crosby				
P:	<u>8</u>	<u>Justin Vogel</u>				
H:	<u>8</u>	<u>Justin Vogel</u>	18	Randall Cobb		
PR:	11	Trevor Davis	18	Randall Cobb	24	Quinten Rollins
KR:	83	Jeff Janis	11	Trevor Davis	<u>33</u>	<u>Aaron Jones</u>
LS:	<u>59</u>	<u>Taybor Pepper</u>				

Rookies are underlined

COACH LOCATIONS

► **Coaches' Box:** Edgar Bennett (offensive coordinator), Jeff Blasko (assistant offensive line), Dom Capers (defensive coordinator), Scott McCurley (assistant linebackers), Tim McGarigle (defensive quality control), Omar Young (coaching administrator).

► **Sideline:** Brian Angelichio (tight ends), James Campen (offensive line), Luke Getsy (wide receivers), Jerry Montgomery (defensive front assistant), Winston Moss (associate head coach/linebackers), Darren Perry (secondary - safeties), David Raih (offensive perimeter), Jason Simmons (assistant special teams), Ben Sirmans (running backs), Mike Trgovac (defensive line), Alex Van Pelt (quarterbacks), Joe Whitt Jr. (secondary - cornerbacks), Ron Zook (special teams coordinator).



ROSTER BY POSITION

QUARTERBACK (2)

Brett Hundley
Aaron Rodgers

FULLBACK (1)

Aaron Ripkowski

RUNNING BACK (4)

Aaron Jones
Devante Mays
Ty Montgomery
Jamaal Williams

WIDE RECEIVER (6)

Davante Adams
Geronimo Allison
Randall Cobb
Trevor Davis
Jeff Janis
Jordy Nelson

TIGHT END (3)

Martellus Bennett
Lance Kendricks
Richard Rodgers

OFFENSIVE LINE (9)

David Bakhtiari
Bryan Bulaga
Jahri Evans
Ulrick John
Corey Linsley
Justin McCray
Adam Pankey
Lucas Patrick
Lane Taylor

DEFENSIVE LINE (6)

Montravius Adams
Kenny Clark
Mike Daniels
Quinton Dial
Ricky Jean Francois
Dean Lowry

Rookies are underlined

LINEBACKER (8)

Ahmad Brooks
Kyler Fackrell
Blake Martinez
Clay Matthews
Chris Odom
Nick Perry
Jake Ryan
Joe Thomas

CORNERBACK (6)

Josh Hawkins
Davon House
Kevin King
Lenzy Pipkins
Damarious Randall
Quinten Rollins

SAFETY (5)

Kentrell Brice
Morgan Burnett
Ha Ha Clinton-Dix
Marwin Evans
Josh Jones

SPECIALIST (3)

Mason Crosby
Taybor Pepper
Justin Vogel

PRONUNCIATION GUIDE

PLAYERS

Montravius Adams mon-TRAY-vee-us
Kofi Amichia.....KOE-fee uh-MEE-chee-uh
David Bakhtiari bock-tee-R-ee
Don Barclay BAR-clay
Kentrell Brice......ken-TRELL
Ahmad Brooks uh-MAHD
Bryan Bulaga buh-LAH-guh
Jahri Evans jah-REE
Kyler Fackrell......FACK-rull
Ricky Jean Francois......zhan fran-SWAH

Izaah Lunsford i-ZAY-uh
Taybor Pepper TAY-burr
Damarious Randall duh-MAIR-ee-us

COACHES

Brian Angelichio.....an-juh-LEEK-o
James CampenKAMP-en
Mark Lovat......luh-VOTT
Tim McGarigle.....mac-GARGLE
David Raih RYE
Mike Trgovac..... TER-guh-vac



HOW THE PACKERS WERE BUILT

Year	Record	Draft (33)	Waivers (1)	Free Agents (19)
2005	4-12	QB Aaron Rodgers D1		
2007	13-3	K Mason Crosby D6c		
2008	6-10	WR Jordy Nelson D2a		
2009	11-5	LB Clay Matthews D1b		
2010	10-6	T Bryan Bulaga D1 S Morgan Burnett D3		
2011	15-1	WR Randall Cobb D2		
2012	11-5	LB Nick Perry D1 DT Mike Daniels D4a		
2013	8-7-1	T David Bakhtiari D4a		G Lane Taylor
2014	12-4	S Ha Ha Clinton-Dix D1 WR Davante Adams D2 TE Richard Rodgers D3b C Corey Linsley D5a WR Jeff Janis D7		
2015	10-6	CB Damarious Randall D1 CB Quinten Rollins D2 RB Ty Montgomery D3 LB Jake Ryan D4 QB Brett Hundley D5 FB Aaron Ripkowski D6a		LB Joe Thomas (PS-Dal.)
2016	10-6	DT Kenny Clark D1 LB Kyler Fackrell D3 LB Blake Martinez D4a DE Dean Lowry D4b WR Trevor Davis D5		WR Geronimo Allison S Kentrell Brice S Marwin Evans CB Josh Hawkins
2017	3-1	CB Kevin King D2a S Josh Jones D2b DT Montravius Adams D3 LB Vince Biegel D4a RB Jamaal Williams D4b RB Aaron Jones D5b RB Devante Mays D7a	LB Chris Odom (ATL)	TE Martellus Bennett (UFA-NE) LB Ahmad Brooks (UFA-SF) DT Quinton Dial (UFA-SF) G Jahri Evans (UFA-NO) CB Davon House (D4-11) DT Ricky Jean Francois T Ulrick John (PS-Ari.) TE Lance Kendricks G Justin McCray G/T Adam Pankey LS Taybor Pepper CB Lenzy Pipkins P Justin Vogel

TEAM STATISTICS/STARTERS

OFFENSE

OFFENSE							First Downs				Third Downs		Fourth Downs		Total Offense			Net Rushing			Net Passing			QB			Punts		Punts		Pen		Fumbles		2-pt	
Date/Opp		1	2	3	4	OT	26	8	16	2	Downs	Downs	Pl	Yds	Avg	Att	Yds	TD	Att	Com	Int	Yds	TD	Sacked	No/Avg	NetAvg	No/Yds	No	Lost	Conv	Pass					
9/10	Sea	0	0	14	3	0	26	8	16	2	9-16	0-0	74	370	5.0	28	84	1	42	28	1	286	1	4	5/43.8	42.4	8/70	1-0	0-0	0-0	10					
9/17	at Atl	7	0	3	13	0	24	4	18	2	5-12	3-3	68	367	5.4	15	59	1	50	33	1	308	2	3	3/39.7	39.7	10/70	1-1	0-1	0-1	11					
9/24	Cin	7	0	7	10	3	22	4	15	3	7-15	0-0	65	344	5.3	17	64	0	42	28	1	280	3	6	6/49.3	44.2	4/33	0-0	0-0	0-0	12					
9/28	Chi	14	7	7	7	0	17	5	9	3	7-14	1-1	53	260	4.9	24	91	1	27	19	0	169	4	2	5/47.6	46.2	7/55	0-0	0-0	0-0	11					
10/8	at Dal																																			
10/15	at Min																																			
10/22	NO																																			
11/6	Det																																			
11/12	at Chi																																			
11/19	Bal																																			
11/26	at Pit																																			
12/3	TB																																			
12/10	at Cle																																			
12/17	at Car																																			
12/23	Min																																			
12/31	at Det																																			
SEASON		28	7	31	33	3	89	21	58	10	28-57	4-4	260	1341	5.2	84	298	3	161	108	3	1043	10	15	19/45.9	43.5	29/228	2-1	0-1	0-1	44					

DEFENSE

DEFENSE										First Downs				Third	Fourth	Total Offense			Net Rushing			Net Passing			QB			Punts	Punts	Pen	Fumbles	2-pt
Date/Opp	1	2	3	4	OT	Tot	Ru	Pa	Pe	Downs	Downs	Pl	Yds	Avg	Att	Yds	TD	Att	Com	Int	Yds	TD	Sacked	No/Avg	NetAvg	No/Yds	No-Lost	Conv	Poss			
9/10	Sea	0	3	3	3	0	12	3	8	1	3-12	0-0	48	225	4.7	18	90	0	27	14	0	135	0	3	6/45.8	45.8	8/50	1-1	0-0	10		
9/17	at Atl	7	17	10	0	0	19	7	12	0	5-11	0-0	58	364	6.3	27	141	2	28	19	0	223	1	3	4/41.3	41.3	6/34	0-0	0-0	9		
9/24	Cin	7	14	0	3	0	21	6	13	2	4-12	0-0	60	301	5.0	30	110	0	27	21	0	191	2	3	6/49.3	37.7	7/68	1-1	0-0	11		
9/28	Chi	0	7	0	7	0	20	7	11	2	5-12	2-2	64	308	4.8	30	103	1	33	21	2	205	1	1	3/49.0	47.3	8/62	2-2	0-0	11		
10/8	at Dal																															
10/15	at Min																															
10/22	NO																															
11/6	Det																															
11/12	at Chi																															
11/19	Bal																															
11/26	at Pit																															
12/3	TB																															
12/10	at Cle																															
12/17	at Car																															
12/23	Min																															
12/31	at Det																															
SEASON		14	41	13	13	0	72	23	44	5	17-47	2-2	230	1198	5.2	105	444	3	115	75	2	754	4	10	19/46.5	42.5	29/214	4-4	0-0	41		

OFFENSIVE STARTERS

[illegible]

DEFENSIVE STARTERS

[illegible]

INDIVIDUAL STATISTICS, OFFENSE

RUSHING

RUSHING		T.Montgomery					A.Rodgers					J.Williams					R.Cobb					A.Jones					A.Ripkowski										
		No	Yds	Avg	Lg	TD	No	Yds	Avg	Lg	TD	No	Yds	Avg	Lg	TD	No	Yds	Avg	Lg	TD	No	Yds	Avg	Lg	TD	No	Yds	Avg	Lg	TD						
9/10	Sea	19	54	2.8	8	1	7	21	3.0	13	0	2	9	4.5	6	0	0	0	--	--	0	(Inactive)	0	0	--	--	0	0	0	--	--	0	0	0	--	--	0
9/17	at Atl	10	35	3.5	7	1	2	8	4.0	9	0	2	6	3.0	4	0	1	10	10.0	10	0							0	0	--	--	0	0	0	--	--	0
9/24	Cin	12	35	2.9	8	0	4	23	5.8	13	0	1	6	6.0	6	0	(Inactive)																				
9/28	Chi	5	28	5.6	11	0	1	-1	-1.0	-1	0	4	11	2.8	4	0	0	0	--	--	0	13	49	3.8	11	1	1	4	4.0	4	0	0	0	0	0	0	0
10/8	at Dal																																				
10/15	at Min																																				
10/22	NO																																				
11/6	Det																																				
11/12	at Chi																																				
11/19	Bal																																				
11/26	at Pit																																				
12/3	TB																																				
12/10	at Cle																																				
12/17	at Car																																				
12/23	Min																																				
12/31	at Det																																				
SEASON		46	152	3.3	11	2	14	51	3.6	13	0	9	32	3.6	6	0	1	10	10.0	10	0	13	49	3.8	11	1	1	4	4.0	4	0	0	0	0	0	0	
CAREER		126	623	4.9	61	5	515	2595	5.0	35	25	9	32	3.6	6	0	51	345	6.8	67	0	13	49	3.8	11	1	35	154	4.4	15	2	2	2	2	2		

ADDITIONAL REGULAR-SEASON RUSHING:

PASSING

		A.Rodgers										B.Hundley									
		Att	Com	Pct	Yds	Sk/Yd	TD	Lg	Int	Rtng		Att	Com	Pct	Yds	Sk/Yd	TD	Lg	Int	Rtng	
9/10	Sea	42	28	66.7	311	4/25	1	32t	1	86.5		(Did Not Play)									
9/17	at Atl	50	33	66.0	343	3/35	2	33t	1	90.7		(Did Not Play)									
9/24	Cin	42	28	66.7	313	6/33	3	72	1	102.6		(Did Not Play)									
9/28	Chi	26	18	69.2	179	2/10	4	58	0	128.0	1	1	100.0	0	0/0	0	0	0	0	79.2	
10/8	at Dal																				
10/15	at Min																				
10/22	NO																				
11/6	Det																				
11/12	at Chi																				
11/19	Bal																				
11/26	at Pit																				
12/3	TB																				
12/10	at Cle																				
12/17	at Car																				
12/23	Min																				
12/31	at Det																				
SEASON		160	107	66.9	1146	15/103	10	72	3	100.7		1	1	100.0	0	0/0	0	0	0	79.2	
CAREER		4817	3141	65.2	37973	356/2266	307	93t	75	104.0		11	3	27.3	17	0/0	0	9	1	1.7	

INDIVIDUAL STATISTICS, OFFENSE

RECEIVING		R.Cobb					J.Nelson					D.Adams					T.Montgomery					M.Bennett					L.Kendricks				
		No	Yds	Avg	Lg	TD	No	Yds	Avg	Lg	TD	No	Yds	Avg	Lg	TD	No	Yds	Avg	Lg	TD	No	Yds	Avg	Lg	TD	No	Yds	Avg	Lg	TD
9/10	Sea	9	85	9.4	29	0	7	79	11.3	32t	1	3	47	15.7	21	0	4	39	9.8	20	0	3	43	14.3	26	0	2	18	9.0	9	0
9/17	at Atl	6	60	10.0	23	0	0	0	--	--	0	8	99	12.4	33t	1	6	75	12.5	23	1	5	47	9.4	18	0	0	0	--	--	0
9/24	Cin	(Inactive)					6	52	8.7	23	2	3	60	20.0	41	0	8	15	1.9	5	0	3	12	4.0	6	0	2	52	26.0	51	1
9/28	Chi	4	44	11.0	26	1	4	75	18.8	58	2	2	13	6.5	8	1	0	0	--	--	0	6	39	6.5	26	0	1	0	0.0	0	0
10/8	at Dal																														
10/15	at Min																														
10/22	NO																														
11/6	Det																														
11/12	at Chi																														
11/19	Bal																														
11/26	at Pit																														
12/3	TB																														
12/10	at Cle																														
12/17	at Car																														
12/23	Min																														
12/31	at Det																														
SEASON		19	189	9.9	29	1	17	206	12.1	58	5	16	219	13.7	41	2	18	129	7.2	23	1	17	141	8.3	26	0	5	70	14.0	51	1
CAREER		385	4677	12.1	70t	36	514	7572	14.7	93t	68	179	2145	12.0	66t	18	77	613	8.0	31t	3	420	4428	10.5	58	30	209	2202	10.5	80t	18

RECEIVING		G.Allison					R.Rodgers					T.Davis					J.Williams					A.Ripkowski				
		No	Yds	Avg	Lg	TD	No	Yds	Avg	Lg	TD	No	Yds	Avg	Lg	TD	No	Yds	Avg	Lg	TD	No	Yds	Avg	Lg	TD
9/10	Sea	(Reserve/Suspended)					0	0	--	--	0	0	0	--	--	0	0	0	--	--	0	0	0	--	--	0
9/17	at Atl	3	24	8.0	13	0	2	22	11.0	14	0	1	9	9.0	9	0	1	5	5.0	5	0	1	2	2.0	2	0
9/24	Cin	6	122	20.3	72	0	0	0	--	--	0	0	0	--	--	0	0	0	--	--	0	0	0	--	--	0
9/28	Chi	0	0	--	--	0	0	0	--	--	0	0	0	--	--	0	1	2	2.0	2	0	1	6	6.0	6	0
10/8	at Dal																									
10/15	at Min																									
10/22	NO																									
11/6	Det																									
11/12	at Chi																									
11/19	Bal																									
11/26	at Pit																									
12/3	TB																									
12/10	at Cle																									
12/17	at Car																									
12/23	Min																									
12/31	at Det																									
SEASON		9	146	16.2	72	0	2	22	11.0	14	0	1	9	9.0	9	0	2	7	3.5	5	0	2	8	4.0	6	0
CAREER		21	348	16.6	72	2	110	1028	9.3	61t	12	4	33	8.3	9t	1	2	7	3.5	5	0	12	72	6.0	18	1

INDIVIDUAL STATISTICS, OFFENSE

RUSHING

		T.Montgomery										A.Rodgers										J.Williams									
		First Half					Second Half					First Half					Second Half					First Half					Second Half				
		No	Yds	Avg	Lg	TD	No	Yds	Avg	Lg	TD	No	Yds	Avg	Lg	TD	No	Yds	Avg	Lg	TD	No	Yds	Avg	Lg	TD	No	Yds	Avg	Lg	TD
9/10	Sea	8	16	2.0	3	0	11	38	3.5	8	1	1	5	5.0	5	0	6	16	2.7	13	0	1	3	3.0	3	0	1	6	6.0	6	0
9/17	at Atl	6	14	2.3	7	1	4	21	5.3	7	0	1	-1	-1.0	-1	0	1	9	9.0	9	0	1	2	2.0	2	0	1	4	4.0	4	0
9/24	Cin	4	10	2.5	7	0	8	25	3.1	8	0	1	9	9.0	9	0	3	14	4.6	13	0	1	6	6.0	6	0	0	0	--	--	0
9/28	Chi	5	28	5.6	11	0	0	0	--	--	0	1	-1	-1.0	-1	0	0	0	--	--	0	4	11	2.8	4	0	0	0	--	--	0
10/8	at Dal																														
10/15	at Min																														
10/22	NO																														
11/6	Det																														
11/12	at Chi																														
11/19	Bal																														
11/26	at Pit																														
12/3	TB																														
12/10	at Cle																														
12/17	at Car																														
12/23	Min																														
12/31	at Det																														
SEASON		23	68	3.0	11	1	23	84	3.6	8	1	4	12	3.0	9	0	10	39	3.9	13	0	7	22	3.1	6	0	2	10	5.0	6	0

RUSHING

		R.Cobb										A.Jones									
		First Half					Second Half					First Half					Second Half				
		No	Yds	Avg	Lg	TD	No	Yds	Avg	Lg	TD	No	Yds	Avg	Lg	TD	No	Yds	Avg	Lg	TD
9/10	Sea	0	0	--	--	0	0	0	--	--	0	(Inactive)									
9/17	at Atl	1	10	10.0	10	0	0	0	--	--	0	0	0	--	--	0	0	0	--	--	0
9/24	Cin	(Inactive)					0	0	--	--	0	0	0	--	--	0	0	0	--	--	0
9/28	Chi	0	0	--	--	0	0	0	--	--	0	4	12	3.0	6	1	9	37	4.1	11	0
10/8	at Dal																				
10/15	at Min																				
10/22	NO																				
11/6	Det																				
11/12	at Chi																				
11/19	Bal																				
11/26	at Pit																				
12/3	TB																				
12/10	at Cle																				
12/17	at Car																				
12/23	Min																				
12/31	at Det																				
SEASON		1	10	10.0	10	0	0	0	--	--	0	4	12	3.0	6	1	9	37	4.1	11	0

INDIVIDUAL STATISTICS, OFFENSE

PASSING

A.Rodgers

		First Half									Second Half/OT								
		Att	Com	Pct	Yds	Sk/Yd	TD	Lg	Int	Rtng	Att	Com	Pct	Yds	Sk/Yd	TD	Lg	Int	Rtng
9/10	Sea	22	14	63.6	153	4/25	0	29	1	65.2	20	14	70.0	158	0/0	1	32t	0	110.0
9/17	at Atl	18	10	55.5	85	1/8	0	23	1	44.9	32	23	71.9	258	2/27	2	33t	0	116.4
9/24	Cin	15	9	60.0	73	5/20	1	41	1	66.8	27	19	70.4	240	1/13	2	72	0	122.5
9/28	Chi	15	9	60.0	119	2/10	2	58	0	124.7	11	9	81.8	60	0/0	2	26	0	129.0
10/8	at Dal																		
10/15	at Min																		
10/22	NO																		
11/6	Det																		
11/12	at Chi																		
11/19	Bal																		
11/26	at Pit																		
12/3	TB																		
12/10	at Cle																		
12/17	at Car																		
12/23	Min																		
12/31	at Det																		
SEASON		70	42	60.0	430	12/63	3	58	3	74.1	90	65	72.2	716	3/40	7	72	0	121.3

PASSING

B.Hundley

		First Half									Second Half								
		Att	Com	Pct	Yds	Sk/Yd	TD	Lg	Int	Rtng	Att	Com	Pct	Yds	Sk/Yd	TD	Lg	Int	Rtng
9/10	Sea					(Did Not Play)									(Did Not Play)				
9/17	at Atl					(Did Not Play)									(Did Not Play)				
9/24	Cin					(Did Not Play)									(Did Not Play)				
9/28	Chi					(Did Not Play)					1	1	100.0	0	0/0	0	0	0	79.2
10/8	at Dal																		
10/15	at Min																		
10/22	NO																		
11/6	Det																		
11/12	at Chi																		
11/19	Bal																		
11/26	at Pit																		
12/3	TB																		
12/10	at Cle																		
12/17	at Car																		
12/23	Min																		
12/31	at Det																		
SEASON		0	0	--	0	0/0	0	--	0	--	1	1	100.0	0	0/0	0	0	0	79.2

RECEIVING J.Williams

		First Half					Second Half					First Half					Second Half				
		No	Yds	Avg	Lg	TD	No	Yds	Avg	Lg	TD	No	Yds	Avg	Lg	TD	No	Yds	Avg	Lg	TD
9/10	Sea	0	0	--	--	0	0	0	--	--	0	0	0	--	--	0	0	0	--	--	0
9/17	at Atl	0	0	--	--	0	1	5	5.0	5	0	0	0	--	--	0	1	9	9.0	9	0
9/24	Cin	0	0	--	--	0	0	0	--	--	0	0	0	--	--	0	0	0	--	--	0
9/28	Chi	1	2	2.0	2	0	0	0	--	--	0	0	0	--	--	0	0	0	--	--	0
10/8	at Dal																				
10/15	at Min																				
10/22	NO																				
11/6	Det																				
11/12	at Chi																				
11/19	Bal																				
11/26	at Pit																				
12/3	TB																				
12/10	at Cle																				
12/17	at Car																				
12/23	Min																				
12/31	at Det																				
SEASON		1	2	2.0	2	0	1	5	5.0	5	0	0	0	--	--	0	1	9	9.0	9	0

INDIVIDUAL STATISTICS, DEFENSE

		M.Adams					K.Brice					A.Brooks					M.Burnett					K.Clark					H.Clinton-Dix							
		UT	A	Sk	Int	PD	UT	A	Sk	Int	PD	UT	A	Sk	Int	PD	UT	A	Sk	Int	PD	UT	A	Sk	Int	PD	UT	A	Sk	Int	PD			
9/10	Sea			(Inactive)			2	0	0-0	0	1	0	0	0-0	0	0	3	2	0-0	0	3	1	3	0-0	0	1	4	0	0-0	0	1			
9/17	at Atl			(Inactive)			4	0	0-0	0	0			(Inactive)			4	0	0-0	0	1	2	1	0-0	0	0	5	1	0-0	0	0			
9/24	Cin	0	0	0-0	0	0			(Inactive)			2	0	1-7	0	0	2	1	0-0	0	0	3	3	0-0	0	0	3	0	0-0	0	0			
9/28	Chi			(Inactive)			3	1	0-0	1	1	1	0	0-0	0	0	9	1	0-0	0	0	1	2	0-0	0	0	8	0	0-0	1	1			
10/8	at Dal																																	
10/15	at Min																																	
10/22	NO																																	
11/6	Det																																	
11/12	at Chi																																	
11/19	Bal																																	
11/26	at Pit																																	
12/3	TB																																	
12/10	at Cle																																	
12/17	at Car																																	
12/23	Min																																	
12/31	at Det																																	
SEASON		0	0	0-0	0	0	9	1	0-0	1	2	3	0	1-7	0	1	18	4	0-0	0	4	7	9	0-0	0	1	20	1	0-0	1	3			
CAREER		0	0	0-0	0	0	20	1	0-0	1	3	348	148	54.5	345.5	3	30	519	157	7.5	67	9	66	19	27	0-0	0	3	261	55	4.5	17	9	26

		M.Daniels					Q.Dial					M.Evans					K.Fackrell					L.Gunter					J.Hawkins							
		UT	A	Sk	Int	PD	UT	A	Sk	Int	PD	UT	A	Sk	Int	PD	UT	A	Sk	Int	PD	UT	A	Sk	Int	PD	UT	A	Sk	Int	PD			
9/10	Sea	7	2	1.5-12	0	0			(Inactive)			0	0	0-0	0	0	0	0	0-0	0	0	0	0	0-0	0	0			(Inactive)					
9/17	at Atl	0	0	0-0	0	0	3	0	0-0	0	0	0	0	0-0	0	0	0	1	0-0	0	0			0-0	0	0			(Not With Team)	0	0	0-0	0	0
9/24	Cin			(Inactive)			1	2	0-0	0	0	5	0	0-0	0	0	0	2	0-0	0	0			0-0	0	0			(Not With Team)	0	0	0-0	0	0
9/28	Chi			(Inactive)			4	1	0-0	0	0	0	0	0-0	0	0	1	0	0-0	0	0			0-0	0	0			(Not With Team)	5	2	0-0	0	3
10/8	at Dal																																	
10/15	at Min																																	
10/22	NO																																	
11/6	Det																																	
11/12	at Chi																																	
11/19	Bal																																	
11/26	at Pit																																	
12/3	TB																																	
12/10	at Cle																																	
12/17	at Car																																	
12/23	Min																																	
12/31	at Det																																	
SEASON		7	2	1.5-12	0	0	8	3	0-0	0	0	5	0	0-0	0	0	1	3	0-0	0	0	0	0	0-0	0	0	5	2	0-0	0	3			
CAREER		151	93	23.5-174.5	1	4	112	70	4.5-21.5	0	4	5	0	0-0	0	0	10	3	2-15	0	1	49	9	0-0	0	15	5	2	0-0	0	4			

		D.House					R.Jean Francois					J.Jones					K.King					D.Lowry					B.Martinez					
		UT	A	Sk	Int	PD	UT	A	Sk	Int	PD	UT	A	Sk	Int	PD	UT	A	Sk	Int	PD	UT	A	Sk	Int	PD	UT	A	Sk	Int	PD	
9/10	Sea	1	1	0-0	0	0	0	0	0-0	0	0	0	0	0-0	0	0	0	0	0-0	0	0	0	0	0	0-0	0	0	3	2	0-0	0	0
9/17	at Atl	3	0	0-0	0	0	(Not With Team)					2	1	0-0	0	0	2	1	0-0	0	2	0	3	0-0	0	0	5	0	1-8	0	0	
9/24	Cin			(Inactive)			0	0	0-0	0	0	10	1	2-14	0	0	6	1	0-0	0	0	2	0	0-0	0	1	6	6	0-0	0	0	
9/28	Chi			(Inactive)			0	1	0-0	0	0	5	0	0-0	0	0	2	0	0-0	0	0	0	1	0-0	0	0	5	3	0-0	0	0	
10/8	at Dal																															
10/15	at Min																															
10/22	NO																															
11/6	Det																															
11/12	at Chi																															
11/19	Bal																															
11/26	at Pit																															
12/3	TB																															
12/10	at Cle																															
12/17	at Car																															
12/23	Min																															
12/31	at Det																															
SEASON		4	1	0-0	0	0	0	1	0-0	0	0	17	2	2-14	0	0	10	3	0-0	0	3	2	4	0-0	0	1	19	11	1-8	0	0	
CAREER		126	30	2-9	6	60	128	109	12-74.5	0	9	17	2	2-14	0	0	10	3	0-0	0	3	10	10	2-19	0	2	65	27	2-13	1	5	

INDIVIDUAL STATISTICS, DEFENSE

C.Matthews							C.Odom					N.Perry					L.Pipkins					D.Randall					Q.Rollins				
		UT	A	Sk	Int	PD	UT	A	Sk	Int	PD	UT	A	Sk	Int	PD	UT	A	Sk	Int	PD	UT	A	Sk	Int	PD	UT	A	Sk	Int	PD
9/10		2	0	0-0	0	0	0	0	0-0	0	0	3	4	1.5-11	0	1						7	0	0-0	0	1	6	3	0-0	0	0
9/17	at	5	0	1.5-15.5	0	0			(Did Not Play)			3	1	0-0	0	0						2	1	0-0	0	0	3	0	0-0	0	0
9/24		3	0	0-0	0	0	1	1	0-0	0	0			(Inactive)			0	0	0-0	0	0	4	1	0-0	0	0	0	0	0-0	0	0
9/28		3	0	1-13	0	0	0	1	0-0	0	0	3	1	0-0	0	0						5	0	0-0	0	0	0	0	0-0	0	0
10/8	at																														
10/15	at																														
10/22																															
11/6																															
11/12	at																														
11/19																															
11/26	at																														
12/3																															
12/10	at																														
12/17	at																														
12/23																															
12/31	at																														
SEASON		13	0	2.5-28.5	0	0	1	1	0-0	0	0	9	6	1.5-11	0	1	0	0	0-0	0	0	18	2	0-0	0	1	9	3	0-0	0	1
CAREER		362	148	75-481.5	6	38	1	1	0-0	0	0	136	69	25-187	1	9	0	0	0-0	0	0	100	16	0-0	6	26	69	19	1-11	3	12

J.Ryan						J.Thomas						
		UT	A	Sk	Int	PD	UT	A	Sk	Int	PD	
9/10		1	1	0-0	0	0	0	0	0-0	0	0	
9/17	at	Atl	5	0	0-0	0	0	2	0	0.5-5.5	0	0
9/24		Cin	(Inactive)				0	0	0-0	0	0	
9/28		Chi	2	3	0-0	0	1	0	0	0-0	0	1
10/8	at	Dal										
10/15	at	Min										
10/22		NO										
11/6		Det										
11/12	at	Chi										
11/19		Bal										
11/26	at	Pit										
12/3		TB										
12/10	at	Cle										
12/17	at	Car										
12/23		Min										
12/31	at	Det										
SEASON			8	4	0-0	0	1	2	0	0.5-5.5	0	1
CAREER			98	45	0-0	0	4	80	23	1.5-7.5	1	1

DEFENSIVE FUMBLE STATISTICS

FORCED FUMBLES (2)
M.Daniels - (1) vs. Seattle, Sept. 10 (R.Wilson)
C.Matthews - (1) vs. Chicago, Sept. 28 (M.Glennon)

FUMBLE RECOVERIES (3)
K.Fackrell - (1) vs. Seattle, Sept. 10 (R.Wilson)
J.Ryan - (1) vs. Chicago, Sept. 28 (M.Glennon)
B.Martinez - (1) vs. Chicago, Sept. 28 (M.Glennon)

INDIVIDUAL STATISTICS, DEFENSE

QUARTERBACK SACKS (10-86)

9/10		Seattle:	(3-23)	M. Daniels 1.5-12, N. Perry 1.5-11.
9/17	at	Atlanta:	(3-29)	C.Matthews 1.5-15.5, B.Martinez 1-8, J.Thomas 0.5-5.5.
9/24		Cincinnati:	(3-21)	J.Jones 2-14, A.Brooks 1-7.
9/28		Chicago:	(1-13)	C.Matthews 1-13.
10/8	at	Dallas:		
10/15	at	Minnesota:		
10/22		New Orleans:		
11/6		Detroit:		
11/12	at	Chicago:		
11/19		Baltimore:		
11/26	at	Pittsburgh:		
12/3		Tampa Bay:		
12/10	at	Cleveland:		
12/17	at	Carolina:		
12/23		Minnesota:		
12/31	at	Detroit:		

SEASON TOTALS: (10-86): C.Matthews 2.5-28.5, J.Jones 2-14, M. Daniels 1.5-12, N.Perry 1.5-11, A.Brooks 1-7, B.Martinez 1-8, J.Thomas 0.5-5.5.

QUARTERBACK HITS (24)

9/10		Seattle:	(8)	N.Perry 4, M.Daniels 2, K.Clark 1, K.Fackrell 1.
9/17	at	Atlanta:	(5)	N.Perry 3, K.Fackrell 1, C.Matthews 1.
9/24		Cincinnati:	(4)	A.Brooks 2, K.Fackrell 2.
9/28		Chicago:	(7)	C.Matthews 2, M.Burnett 1, K.Clark 1, D.Lowry 1, N.Perry 1, J.Ryan 1.
10/8	at	Dallas:		
10/15	at	Minnesota:		
10/22		New Orleans:		
11/6		Detroit:		
11/12	at	Chicago:		
11/19		Baltimore:		
11/26	at	Pittsburgh:		
12/3		Tampa Bay:		
12/10	at	Cleveland:		
12/17	at	Carolina:		
12/23		Minnesota:		
12/31	at	Detroit:		

SEASON TOTALS: (24): N.Perry 8, K.Fackrell 4, C.Matthews 3, A.Brooks 2, K.Clark 2, M.Daniels 2, M.Burnett 1, D.Lowry 1, J.Ryan 1.

PASSES DEFENSED (22)

9/10		Seattle:	(10)	M.Burnett 3, K.Brice 1, K.Clark 1, H.Clinton-Dix 1, K.King 1, N.Perry 1, D.Randall 1, Q.Rollins 1.
9/17	at	Atlanta:	(3)	K.King 2, M.Burnett 1.
9/24		Cincinnati:	(1)	D.Lowry 1.
9/28		Chicago:	(8)	J.Hawkins 3, K.Brice 1, H.Clinton-Dix 1, Q.Dial 1, J.Ryan 1, J.Thomas 1.
10/8	at	Dallas:		
10/15	at	Minnesota:		
10/22		New Orleans:		
11/6		Detroit:		
11/12	at	Chicago:		
11/19		Baltimore:		
11/26	at	Pittsburgh:		
12/3		Tampa Bay:		
12/10	at	Cleveland:		
12/17	at	Carolina:		
12/23		Minnesota:		
12/31	at	Detroit:		

SEASON TOTALS: (22): M.Burnett 4, J.Hawkins 3, K.King 3, K.Brice 2, H.Clinton-Dix 2, K.Clark 1, Q.Dial 1, D.Lowry 1, N.Perry 1, D.Randall 1, Q.Rollins 1, J.Ryan 1, J.Thomas 1.

INDIVIDUAL STATISTICS, SPECIAL TEAMS

PUNTING

		J. Vogel							
		No	Yds	Avg	TB	In20	Lg	Bk	Net
9/10	Sea	5	219	43.8	0	1	57	0	42.4
9/17	at Atl	3	119	39.7	0	1	47	0	39.7
9/24	Cin	6	296	49.3	0	2	61	0	44.2
9/28	Chi	5	238	47.6	0	1	62	0	46.2
10/8	at Dal								
10/15	at Min								
10/22	NO								
11/6	Det								
11/12	at Chi								
11/19	Bal								
11/26	at Pit								
12/3	TB								
12/10	at Cle								
12/17	at Car								
12/23	Min								
12/31	at Det								
SEASON		19	872	45.9	0	5	62	0	43.5
CAREER		19	872	45.9	0	5	62	0	43.5

KICKING

		M.Crosby							
		Kickoffs							
		FG	PAT	Pts	No. Ret	TB	Pct	OB	
9/10	Sea	1/1	2/2	5	4	1	25.0	0	
9/17	at Atl	1/1	2/2	5	2	3	60.0	0	
9/24	Cin	2/2	3/3	9	1	5	83.3	0	
9/28	Chi	0/0	5/5	5	1	4	80.0	0	
10/8	at Dal								
10/15	at Min								
10/22	NO								
11/6	Det								
11/12	at Chi								
11/19	Bal								
11/26	at Pit								
12/3	TB								
12/10	at Cle								
12/17	at Car								
12/23	Min								
12/31	at Det								
SEASON		4/4	12/12	24	8	9	61.9	0	
CAREER		266/330	493/500	1291	590	285	32.1	16	

ADDITIONAL KICKOFFS:

ONSIDE KICK RECOVERIES
OWN KICKS (0/0)

OPPONENT KICKS (0/0)

BLOCKED KICKS

PACKERS (0) BLOCKED PUNTS

OPPONENTS (0)

KICKOFF

		RETURNS									
		No	Yds	Avg	Lg	TD	No	Yds	Avg	Lg	TD
9/10	Sea						(None)				
9/17	at Atl						(None)				
9/24	Cin						(None)				
9/28	Chi						(None)				
10/8	at Dal										
10/15	at Min										
10/22	NO										
11/6	Det										
11/12	at Chi										
11/19	Bal										
11/26	at Pit										
12/3	TB										
12/10	at Cle										
12/17	at Car										
12/23	Min										
12/31	at Det										
SEASON		0	0	--	--	0	0	0	--	--	0
CAREER		0	0	--	--	0	0	0	--	--	0

ADDITIONAL KICKOFF RETURNS:

		PUNT RETURNS									
		T. Davis									
		No	Yds	Avg	FC	Lg	TD	No	Yds	Avg	FC
9/10	Sea	2	0	0.0	1	0	0				
9/17	at Atl	0	0	--	3	--	0				
9/24	Cin	5	70	14.0	1	33	0				
9/28	Chi	1	5	5.0	2	5	0				
10/8	at Dal										
10/15	at Min										
10/22	NO										
11/6	Det										
11/12	at Chi										
11/19	Bal										
11/26	at Pit										
12/3	TB										
12/10	at Cle										
12/17	at Car										
12/23	Min										
12/31	at Det										
SEASON		8	75	9.4	7	33	0				
CAREER		8	75	9.4	7	33	0				

SPECIAL TEAMS FUMBLE STATISTICS

FORCED FUMBLES (0)

FUMBLE RECOVERIES (1)
Q.Rollins - (1) vs. Cincinnati, Sept. 24 (W.Jackson)

BLOCKED FIELD GOALS BLOCKED PATs

DRIVE STATISTICS

PACKERS SCORING DRIVES (game-by-game)

Date	Opponent	Plays	Yards	Time	Result	Qtr	Scoring Play	Quarterback
9/10	Seattle	1	6	0:06	TD	3	T.Montgomery 6 run	A.Rodgers
9/10	Seattle	9	75	4:03	TD	3	A.Rodgers 32 pass to J.Nelson	A.Rodgers
9/10	Seattle	12	53	5:37	FG	4	M.Crosby 40 field goal	A.Rodgers
9/17	at Atlanta	11	75	6:08	TD	1	T.Montgomery 1 run	A.Rodgers
9/17	at Atlanta	11	65	4:31	FG	3	M.Crosby 28 field goal	A.Rodgers
9/17	at Atlanta	13	75	6:37	TD	4	A.Rodgers 33 pass to D.Adams	A.Rodgers
9/17	at Atlanta	8	85	3:44	TD	4	A.Rodgers 1 pass to T.Montgomery	A.Rodgers
9/24	Cincinnati	6	60	1:54	TD	1	A.Rodgers 1 pass to L.Kendricks	A.Rodgers
9/24	Cincinnati	8	75	5:06	TD	3	A.Rodgers 1 pass to J.Nelson	A.Rodgers
9/24	Cincinnati	8	52	2:58	FG	4	M.Crosby 28 field goal	A.Rodgers
9/24	Cincinnati	12	75	3:29	TD	4	A.Rodgers 3 pass to J.Nelson	A.Rodgers
9/24	Cincinnati	5	70	1:17	FG	OT	M.Crosby 27 field goal	A.Rodgers
9/28	Chicago	10	75	5:11	TD	1	A.Rodgers 5 pass to D.Adams	A.Rodgers
9/28	Chicago	3	3	0:45	TD	1	A.Rodgers 2 pass to R.Cobb	A.Rodgers
9/28	Chicago	2	60	0:40	TD	2	A.Jones 2 run	A.Rodgers
9/28	Chicago	13	63	7:43	TD	3	A.Rodgers 4 pass to J.Nelson	A.Rodgers
9/28	Chicago	6	42	2:51	TD	4	A.Rodgers 8 pass to J.Nelson	A.Rodgers

Scoring-Drive Length, Regular Season

Length	Packers		Opponent	
	TD	FG	TD	FG
(minus)	0	0	0	0
0—9	3	0	0	2
10—19	0	1	0	1
20—29	0	0	0	0
30—39	0	0	1	0
40—49	1	0	0	1
50—59	0	1	0	1
60—69	3	1	1	1
70—79	5	1	3	0
80—89	1	0	2	0
90—99	0	0	0	0
SEASON	13	4	8	6

Possessions at a glance

Reg. Season	No.	Avg. Snaps	*3-Plays & Out	Snaps/ TD
Packers	44	65	9	20.0
Opponent	41	58	10	32.9

*—less if turnover, no first downs or score

Game-Opening Drives

Game		Packers			Opponent		
		Pts	FD	Yds	Pts	FD	Yds
9/10	Sea	0	4	51	0	0	-9
9/17	at Atl	7	5	75	7	4	86
9/24	Cin	7	4	60	7	5	79
9/28	Chi	7	5	75	0	0	-13
10/8	at Dal						
10/15	at Min						
10/22	NO						
11/6	Det						
11/12	at Chi						
11/19	Bal						
11/26	at Pit						
12/3	TB						
12/10	at Cle						
12/17	at Car						
12/23	Min						
12/31	at Det						
SEASON		21	18	261	14	9	143

Second-Half Opening Drives

Game		Packers			Opponent		
		Pts	FD	Yds	Pts	FD	Yds
9/10	Sea	0	1	10	0	0	-15
9/17	at Atl	0	0	-10	3	3	40
9/24	Cin	7	5	75	0	1	12
9/28	Chi	7	6	63	0	2	43
10/8	at Dal						
10/15	at Min						
10/22	NO						
11/6	Det						
11/12	at Chi						
11/19	Bal						
11/26	at Pit						
12/3	TB						
12/10	at Cle						
12/17	at Car						
12/23	Min						
12/31	at Det						
SEASON		14	12	138	3	6	80

DRIVE STATISTICS

YARDS-GAINED ANALYSIS, REGULAR SEASON

	1st Down			2nd Down. . . .			3rd Down. . . .			4th Down. . . .			Season.			By Quarter				By Half		
	Att	Yds	Avg	Att	Yds	Avg	Att	Yds	Avg	Att	Yds	Avg	Att	Yds	Avg	1st	2nd	3rd	4th	1st	2nd	OT
Packers	116	620	5.3	83	310	3.7	57	348	6.1	4	63	15.8	260	1341	5.2	269	222	418	362	491	780	70
Opponents	104	631	6.1	77	437	5.7	47	118	2.5	2	12	6.0	230	1198	5.2	268	423	203	299	691	502	5

DRIVE ENGINEERING, REGULAR SEASON

QB	Drives Started	Drives ended by TD	FG	MFG	PUNT	BLK	DOWN	TO	SAF	CLK	Points Yielded
A.Rodgers	43	13	4	0	18	0	0	4	0	4	102
B.Hundley	1	0	0	0	1	0	0	0	0	0	0
Packers	44	13	4	0	19	0	0	4	0	4	102
Opponents	41	7	6	2	19	0	0	5	0	2	67

RED-ZONE EFFICIENCY

	Regular Season	
	Packers	Opponent
Times Penetrated Opponent 20	14	9
Total Scores	14	9
Touchdowns.	11	7
Field Goals-Attempts	3-3	2-2
Touchdown Percentage786	.778
Scoring Percentage.	1.000	1.000
Turnovers	0	0
Downs	0	0
Missed Field Goals	0	0
Time Ran Out.	0	0
Ended Not Trying To Score	0	0
Scores From Outside The 20	3	4
Touchdowns.	2	0
Field Goals	1	4

AVERAGE FIELD POSITION

	Regular Season	
	Packers	Opponent
Drives Started	44	41
Average Field Position	GB27	OPP27
Drives Started in Plus Territory.	3	2
Scores	3	1
Touchdowns.	2	1
Field Goals	0	0
Missed Field Goals	0	1
Blocked Field Goals	0	0
Punts	0	0
Turnovers	0	0
Turnover on Downs	0	0
Ran Out Clock.	0	0
Did Not Attempt to Score	0	0
Drives Started Inside Own 20.	12	7

GOAL-TO-GO SITUATIONS, REGULAR SEASON

Summary									GTG Plays	
	Total	TD	Pct	FG	MFG	TO	CLK	DOWN	Plays	TD
Packers	12	10	.833	2	0	0	0	0	28	10
Opponents	6	5	.833	1	0	0	0	0	16	5

2017 SUPERLATIVES

LONGEST REGULAR-SEASON RETURNS

Packers

Type	Yards	Opp. Date	Player
Punt	33	vs. Cin, Sept. 24	T.Davis
Interception	11	vs. Chi, Sept. 28	K.Brice

No. of returns 20-plus yards in length: 1
No. of returns 40-plus yards in length: 0

Opponent

Type	Yards	Opp. Date	Player
Interception	75t	vs. Cin, Sept. 24	W.Jackson
Kickoff	43	vs. Sea, Sept. 10	T.Lockett
Kickoff	27	vs. Chi, Sept. 28	D.Thompson
Kickoff	25	vs. Chi, Sept. 28	B.Cunningham
Interception	24	vs. Sea, Sept. 10	N.Jones
Kickoff	20	vs. Cin, Sept. 24	A.Erickson
Punt	20	vs. Cin, Sept. 24	A.Erickson
Kickoff	16	at Atl, Sept. 17	A.Roberts
Fumble	15	at Atl, Sept. 17	D.Trufant

No. of returns 20-plus yards in length: 6
No. of returns 40-plus yards in length: 2

LONGEST REGULAR-SEASON PLAYS FROM SCRIMMAGE

Packers

Yards	Opp.	Play
72	vs. Cin	A.Rodgers to G.Allison
58	vs. Chi	A.Rodgers to J.Nelson
51	vs. Cin	A.Rodgers to L.Kendricks
41	vs. Cin	A.Rodgers to D.Adams
33t	at Atl	A.Rodgers to D.Adams
32t	vs. Sea	A.Rodgers to J.Nelson
29	vs. Sea	A.Rodgers to R.Cobb
26	vs. Sea	A.Rodgers to M.Bennett
26	vs. Chi	A.Rodgers to M.Bennett
26	vs. Chi	A.Rodgers to R.Cobb
23	at Atl	A.Rodgers to T.Montgomery
23	at Atl	A.Rodgers to T.Montgomery
23	vs. Cin	A.Rodgers to J.Nelson
21	vs. Sea	A.Rodgers to D.Adams
20	vs. Sea	A.Rodgers to T.Montgomery

Long run:

13	vs. Sea	A.Rodgers
13	vs. Cin	A.Rodgers
11	vs. Chi	T.Montgomery
11	vs. Chi	A.Jones

No. plays 20-plus yards: 15
No. plays 40-plus yards: 4

Opponent

Yards	Opp.	Play
35	at Atl	T.Coleman run
34	vs. Sea	R.Wilson to D.Baldwin
34	at Atl	M.Ryan to J.Jones
30	vs. Sea	C.Carson run
29	vs. Sea	R.Wilson run
29	vs. Chi	M.Glennon to Z.Miller
28	vs. Sea	R.Wilson to P.Richardson
27	at Atl	M.Ryan to J.Jones
25	vs. Cin	G.Bernard run
24	at Atl	M.Ryan to M.Sanu
24	at Atl	M.Ryan to M.Sanu
22	vs. Chi	M.Glennon to K.Wright
21	at Atl	M.Ryan to M.Sanu

Long run:

35	at Atl	T.Coleman
30	vs. Sea	C.Carson
29	vs. Sea	R.Wilson
25	vs. Cin	G.Bernard

No. plays 20-plus yards: 16
No. plays 40-plus yards: 0

MISCELLANEOUS

WEEKLY INACTIVES

9/10	Seattle:	M.Adams, B.Bulaga, Q.Dial, J.Hawkins, A.Jones, L.Patrick, L.Pipkins
9/17	at Atlanta:	M.Adams, D.Bakhtiari, A.Brooks, B.Bulaga, D.Mays, L.Pipkins, J.Spriggs
9/24	Cincinnati:	D.Bakhtiari, K.Brice, R.Cobb, M.Daniels, D.House, N.Perry, J.Ryan
9/28	Chicago:	M.Adams, D.Bakhtiari, B.Bulaga, M.Daniels, D.House, D.Mays, L.Pipkins
10/8	at Dallas:	
10/15	at Minnesota:	
10/22	New Orleans:	
11/6	Detroit:	
11/12	at Chicago:	
11/19	Baltimore:	
11/26	at Pittsburgh:	
12/3	Tampa Bay:	
12/10	at Cleveland:	
12/17	at Carolina:	
12/23	Minnesota:	
12/31	at Detroit:	

SEASON TOTALS: M.Adams (3), D.Bakhtiari (3), B.Bulaga (3), L.Pipkins (3), M.Daniels (2), D.House (2), D.Mays (2), K.Brice (1), A.Brooks (1), R.Cobb (1), Q.Dial (1), J.Hawkins (1), A.Jones (1), L.Patrick (1), N.Perry (1), J.Ryan (1), J.Spriggs (1).

TIME SPENT IN THE LEAD

Opponent	Packers In Lead	Packers Trailing
9/10 Sea.....	25:33	4:27
9/17 at Atl.....	0:00	54:09
9/24 Cin.....	0:00	41:17
9/28 Chi.....	50:11	0:00
10/8 at Dal		
10/15 at Min		
10/22 NO		
11/6 Det		
11/12 at Chi		
11/19 Bal		
11/26 at Pit		
12/3 TB		
12/10 at Cle		
12/17 at Car		
12/23 Min		
12/31 at Det		
SEASON	1:15:44	1:39:53
SEASON AVG	18:57	24:58

NON-OFFENSIVE SCORES

REGULAR SEASON

Packers (0):

Opponent (2): D.Trufant 15-yard fumble return at Atl, Sept. 17; W.Jackson 75-yard interception return vs. Cin, Sept. 24.

TWO-POINT CONVERSIONS

REGULAR SEASON

Packers (0-1):

Opponent (0-0):

PENALTIES AND REPLAY CHALLENGES

PENALTY STATISTICS

	Regular Season	
	Packers	Opponent
Times Penalized after Offensive Gain	6	3
Gains Wiped Out, Offensive Penalties	45	38
Touchdowns Cost	2	0
Field Goals Cost	0	0
First Downs Lost	1	0
Intentional-Grounding Penalties	0	1
Defensive Pass Interference, Times Flagged	1	6
Yards Given Up	6	54
Defensive 3rd/4th Down Flags (kept drive alive)	2	4
Kick/Punt Return Penalties	3	1
Return Yards Wiped Out	26	10

Touchdowns nullified — GREEN BAY (2): A.Rodgers 3-yard pass to R.Cobb at Atl (Sept. 17), A.Rodgers 6-yard pass to D.Adams vs. Chi (Sept. 28)

OPPONENTS (0):

2017 REGULAR-SEASON REPLAY CHALLENGES

PACKERS (0/1)

Date, Opp. **Initial Ruling**
 9/28, vs. Chi Downed punt by J.Janis, no fumble

Ruling
 Upheld

OPPONENTS (1/1)

Date, Opp. **Initial Ruling**
 9/28, vs. Chi M.Bennett first down reception

Ruling
 Reversed

REPLAY ASSISTANT (1/2)

Last two minutes of the half, overtime, turnovers and scoring plays

Date, Opp.	Initial Ruling	Ruling
9/17 at Atl	A.Rodgers fumbles, recovered by D.Trufant	Upheld
9/24 vs. Cin	D.Adams fumbles, recovered by D.Kirkpatrick.	Reversed

2017 REGULAR-SEASON PENALTIES ACCEPTED (29)

OFFENSE (16)

Delay of Game (2) — A.Rodgers vs. Sea (Sept. 10), A.Rodgers vs. Cin (Sept. 24).

False Start (5) — J.McCray at Atl (Sept. 17), R.Cobb at Atl (Sept. 17), L.Kendricks at Atl (Sept. 17), K.Murphy at Atl (Sept. 17), M.Bennett vs. Chi (Sept. 28)

Holding (4) — J.Evans vs. Sea (Sept. 10), J.Evans vs Sea (Sept. 10), C.Linsley at Atl (Sept. 17), J.McCray vs. Chi (Sept. 28)

Illegal Motion (1) — A.Rodgers at Atl (Sept. 17)

Pass Interference (2) — M.Bennett at Atl (Sept. 17), G.Allison at Atl (Sept. 17)

Taunting (1) — R.Cobb vs. Sea (Sept. 10)

Unnecessary Roughness (1) — M.Bennett vs. Sea (Sept. 10)

DEFENSE (6)

Encroachment (1) — D.Lowry vs. Chi (Sept. 28)

Facemask (1) — M.Evans vs. Cin (Sept. 24)

Holding (1) — C.Matthews vs. Chi (Sept. 28)

Offside (1) — N.Perry vs. Sea (Sept. 10)

Pass Interference (1) — K.King vs. Cin (Sept. 24)

Unnecessary Roughness (1) — H.Clinton-Dix vs. Chi (Sept. 28)

SPECIAL TEAMS (7)

Illegal Block in the Back (3) — J.Janis at Atl (Sept. 17), K.Fackrell vs. Cin (Sept. 24), J.Hawkins vs. Chi (Sept. 28)

Illegal Formation (1) — Team vs. Chi (Sept. 28)

False Start (1) — M.Evans vs. Sea (Sept. 10)

Offsides (1) — J.Jones vs. Sea (Sept. 10)

Unsportsmanline Conduct (1) — M.McCarthy at Atl (Sept. 17)

REGULAR-SEASON PACKERS WEEKLY LEADERS

REGULAR-SEASON OPPONENTS WEEKLY LEADERS

		Rush						Receiving			
		Scoring	Passing	Carries	Yards	Receptions	Yards	Tackles (Solo)		Sacks	
9/10		Seattle: B.Walsh 9	R.Wilson 158	C.Carson 6	R.Wilson 40	2 tied with 4	D.Baldwin 63	E.Thomas 11 (7)	M.Bennett 1.5		
9/17	at	Atlanta: D.Freeman 12	M.Ryan 252	D.Freeman 19	D.Freeman 84	2 tied with 5	J.Jones 108	R.Alford 8 (7)	3 tied with 1.0		
9/24		Cincinnati: 4 tied 6	A.Dalton 212	J.Mixon 18	J.Mixon 62	A.Green 10	A.Green 111	D.Dennard 10 (7)	C.Lawson 2.5		
9/28		Chicago: 2 tied with 6	M.Glennon 218	J.Howard 18	J.Howard 53	D.Thompson 5	K.Wright 51	D.Trevathan 13 (6)	2 tied with 1.0		
10/8	at	Dallas:									
10/15	at	Minnesota:									
10/22		New Orleans:									
11/6		Detroit:									
11/12	at	Chicago:									
11/19		Baltimore:									
11/26	at	Pittsburgh:									
12/3		Tampa Bay:									
12/10	at	Cleveland:									
12/17	at	Carolina:									
12/23		Minnesota:									
12/31	at	Detroit:									

TURNOVER STATISTICS AND NOTES

TURNOVER ANALYSIS

	Packers Take Aways			Packers Give Aways			Diff		Cum		NFC Rank	NFL Rank
	Int	Fum	Tot	Int	Fum	Tot						
SEA	0	1	1	1	0	1	0	0	5t	9t		
Atl	0	0	0	1	1	2	-2	-2	14	25t		
CIN	0	1	1	1	0	1	0	-2	12t	22t		
CHI	2	2	4	0	0	0	+4	-2	3t	8t		
Dal												
Min												
NO												
BYE												
DET												
Chi												
BAL												
Pit												
TB												
Cle												
Car												
MIN												
Det												
Total	2	4	6	3	1	4	+2	-2				

HOME GAMES UPPERCASED IN BOLD

Regular-Season Takeaway Breakdown

	Packers	Opponent
Total	6	4
Interceptions	2	3
Fumble Rec.	4	1
Points off Turnovers	28	21
Touchdowns	4	3
Field Goals	0	0
Didn't attempt score	2	0

REGULAR-SEASON TOUCHDOWN RETURNS

Packers (0):

Opponent (2): D.Trufant 15-yard fumble return;
W.Jackson 75-yard interception return.

2017 RECORD WHEN...

When...	Record	Postseason
+4 turnover margin	1-0	0-0
+3 turnover margin	0-0	0-0
+2 turnover margin	0-0	0-0
+1 turnover margin	0-0	0-0
even turnover margin	2-0	0-0
-1 turnover margin	0-0	0-0
-2 turnover margin	0-1	0-0
-3 turnover margin	0-0	0-0
-4 turnover margin	0-0	0-0
recording 0 takeaways	0-1	0-0
recording 1 takeaway	2-0	0-0
recording 2 takeaways	0-0	0-0
recording 3 takeaways	0-0	0-0
recording 4 takeaways	1-0	0-0
recording 5 takeaways	0-0	0-0
recording 0 giveaways	0-0	0-0
recording 1 giveaway	2-0	0-0
recording 2 giveaways	0-1	0-0
recording 3 giveaways	0-0	0-0
recording 4 giveaways	1-0	0-0
recording 5 giveaways	0-0	0-0
recording 0 interceptions	1-0	0-0
recording 1 interception	0-0	0-0
recording 2 interceptions	1-0	0-0
recording 3 interceptions	0-0	0-0
recording 4 interceptions	0-0	0-0
surrendering 0 interceptions	1-0	0-0
surrendering 1 interception	2-1	0-0
surrendering 2 interceptions	0-0	0-0
surrendering 3 interceptions	0-0	0-0
recovering 0 fumbles	0-0	0-0
recovering 1 fumble	2-0	0-0
recovering 2 fumbles	1-0	0-0
recovering 3 fumbles	0-0	0-0
losing 0 fumbles	2-0	0-0
losing 1 fumble	0-1	0-0
losing 2 fumbles	0-0	0-0
losing 3 fumbles	0-0	0-0

TAKEAWAY SUMMARY (6)

9/10	Seattle:	K.Fackrell (fumble recovery).
9/17 at	Atlanta:	None
9/24 Cincinnati:	Q.Rollins (fumble recovery).	
9/28 Chicago:	J.Ryan (fumble recovery), B.Martinez (fumble recovery), H.Clinton-Dix (interception), K.Brice (interception).	
10/8 at	Dallas:	
10/15 at	Minnesota:	
10/22 New Orleans:		
11/6 Detroit:		
11/12 at	Chicago:	
11/19 Baltimore:		
11/26 at	Pittsburgh:	
12/3 Tampa Bay:		
12/10 at	Cleveland:	
12/17 at	Carolina:	
12/23 Minnesota:		
12/31 at	Detroit:	

SEASON TOTALS: K.Brice 1 (interception), H.Clinton-Dix 1 (interception), K.Fackrell 1 (fumble recovery), B.Martinez 1 (fumble recovery), Q.Rollins 1 (fumble recovery), J.Ryan 1 (fumble recovery).

Note: Only fumbles lost are credited. Fumbles in which the team maintained possession are not included.

GIVEAWAY SUMMARY (3)

9/10	Seattle:	A.Rodgers (interception).
9/17 at	Atlanta:	A.Rodgers (interception), A.Rodgers (fumble).
9/24 Cincinnati:	A.Rodgers (interception).	
9/28 Chicago:	None	
10/8 at	Dallas:	
10/15 at	Minnesota:	
10/22 New Orleans:		
11/6 Detroit:		
11/12 at	Chicago:	
11/19 Baltimore:		
11/26 at	Pittsburgh:	
12/3 Tampa Bay:		
12/10 at	Cleveland:	
12/17 at	Carolina:	
12/23 Minnesota:		
12/31 at	Detroit:	

SEASON TOTALS: A.Rodgers 4 (three interceptions, fumble).

Note: Only fumbles lost are credited. Fumbles in which the team maintained possession are not included.

TAKEAWAY POINTS

Packers Regular Season (28)

Date	Opp.	Turnover	Result	Points
9/10	vs. Sea	Fumble	TD	7
9/28	vs. Chi	Fumble	TD	7
9/28	vs. Chi	Fumble	TD	7
9/28	vs. Chi	Interception	TD	7

Opponent Regular Season (21)

Date	Opp.	Turnover	Result	Points
9/17	at Atl	Interception	TD	7
9/17	at Atl	Fumble	TD	7
9/24	vs. Cin	Interception	TD	7

REGULAR-SEASON PLAYER PARTICIPATION

NFL WEEK	1	2	3	4	5	6	7	9	10	11	12	13	14	15	16	17	— Season Totals —			
Player	SEA	at ATL	CIN	CHI	at DAL	at MIN	NO	DET	at CHI	BAL	at PIT	TB	at CLE	at CAR	MIN	at DET	GP	GS	DNP	INA
Adams, Davante	3WR	3WR	WR	3WR													4	4	0	0
Adams, Montravius	INA	INA	SUB	INA													1	0	0	3
Allison, Geronimo	SUS	SUB	SUB	SUB													3	0	0	0
Amichia, Kofi	PS	PS	PS	PS													0	0	0	0
Bakhtiari, David	LT	INA	INA	INA													1	1	0	3
Barclay, Don	IR	IR	IR	IR													0	0	0	0
Bennett, Martellus	TE	TE	TE	TE													4	4	0	0
Biegel, Vince	PUP	PUP	PUP	PUP													0	0	0	0
Brice, Kentrell	SUB	SS	INA	SUB													3	1	0	1
Brooks, Ahmad	SUB	INA	LOLB	ROLB													3	2	0	1
Brown, Donatello	PS	PS	PS	PS													0	0	0	0
Bulaga, Bryan	INA	INA	RT	INA													1	1	0	3
Burnett, Morgan	SS	ILB	3CB	SS													4	4	0	0
Callahan, Joe	PS	PS	PS	PS													0	0	0	0
Clark, Kenny	NT	NT	NT	NT													4	4	0	0
Clark, Michael	PS	PS	PS	PS													0	0	0	0
Clinton-Dix, Ha Ha	FS	FS	FS	FS													4	4	0	0
Cobb, Randall	WR	WR	INA	WR													3	3	0	1
Crosby, Mason	SUB	SUB	SUB	SUB													4	0	0	0
Daniels, Mike	DT	DT	INA	INA													2	2	0	2
Davis, Trevor	SUB	SUB	SUB	SUB													4	0	0	0
Dial, Quinton	INA	SUB	SUB	DT													3	1	0	1
Evans, Jahri	RG	RG	RG	RG													4	4	0	0
Evans, Marwin	SUB	SUB	SS	SUB													4	1	0	0
Fackrell, Kyler	SUB	SUB	SUB	SUB													4	0	0	0
Gilbert, Reggie	PS	PS	PS	PS													0	0	0	0
Goode, Brett	SUB	SUB	SUB	IR													3	0	0	0
Goodson, Demetri	PUP	PUP	PUP	PUP													0	0	0	0
Greene, Darrell	-	PS	PS	PS													0	0	0	0
Gunter, LaDarius	SUB	-	-	-													1	0	0	0
Hawkins, Josh	INA	SUB	SUB	SUB													3	0	0	1
House, Davon	LCB	LCB	INA	INA													2	2	0	2
Hundley, Brett	DNP	DNP	DNP	SUB													1	0	3	0
Janis, Jeff	SUB	SUB	SUB	SUB													4	0	0	0
Jean Francois, Ricky	SUB	-	SUB	SUB													3	0	0	0
John, Ulrick	-	-	-	DNP													0	0	1	0
Jones, Aaron	INA	SUB	SUB	SUB													3	0	0	1
Jones, Josh	SUB	SUB	ILB	SUB													4	1	0	0
Kendricks, Lance	SUB	SUB	2TE	SUB													4	1	0	0
King, Kevin	SUB	SUB	RCB	RCB													4	2	0	0
Linsley, Corey	C	C	C	C													4	4	0	0
Lowry, Dean	DE	SUB	DE	DE													4	3	0	0
Lunsford, Izaah	PS	PS	PS	PS													0	0	0	0
Martinez, Blake	ILB	ILB	ILB	ILB													4	4	0	0
Mathews, Derrick	PS	PS	PS	PS													0	0	0	0
Matthews, Clay	LOLB	LOLB	ROLB	LOLB													4	4	0	0
Mays, Devante	SUB	INA	SUB	INA													2	0	0	2
McCray, Justin	SUB	RT	SUB	RT													4	2	0	0
Montgomery, Ty	RB	RB	RB	RB													4	4	0	0
Murphy, Kyle	RT	LT	LT	IR													3	3	0	0
Nelson, Jordy	WR	WR	WR	WR													4	4	0	0
Odom, Chris	SUB	DNP	SUB	SUB													3	0	1	0
Pankey, Adam	PS	DNP	DNP	DNP													0	0	3	0
Patrick, Lucas	INA	SUB	SUB	LG													3	1	0	1
Pepper, Taybor	-	-	-	SUB													1	0	0	0
Perry, Nick	ROLB	ROLB	INA	SUB													3	2	0	1
Pipkins, Lenzy	INA	INA	SUB	INA													1	0	0	3
Randall, Damarious	RCB	RCB	LCB	LCB													4	4	0	0
Ripkowski, Aaron	SUB	SUB	SUB	SUB													4	0	0	0
Rodgers, Aaron	QB	QB	QB	QB													4	4	0	0
Rodgers, Richard	SUB	SUB	SUB	SUB													4	0	0	0
Rollins, Quinten	SUB	3CB	SUB	SUB													4	1	0	0
Ryan, Jake	ILB	SUB	INA	ILB													3	2	0	1
Spriggs, Jason	SUB	INA	IR	IR													1	0	0	1
Taylor, Lane	LG	LG	LG	LT													4	4	0	0
Talley, David	IR	IR	IR	IR													0	0	0	0
Thomas, Joe	SUB	SUB	SUB	SUB													4	0	0	0
Vogel, Justin	SUB	SUB	SUB	SUB													4	0	0	0
Waters, Herb	IR	IR	IR	IR													0	0	0	0
Whitehead, Jermaine	PS	PS	PS	PS													0	0	0	0
Williams, Jamaal	SUB	SUB	SUB	SUB													4	0	0	0
Yancey, DeAngelo	PS	PS	PS	PS													0	0	0	0

STARTERS IN BOLD AT POSITION; DNP — Did not play; INA — Inactive; IR — Injured reserve; PS — Practice squad; PUP — Reserve/Physically Unable to Perform; SUB — Substitute; SUS — Reserve/Suspended; 3CB — Started as third cornerback; 3WR — Started as third wide receiver, 2TE — Started as second tight end.

SEASON-HIGHS/W-L BREAKDOWN

INDIVIDUAL

Longest Scoring Run — 6, T.Montgomery, Sept. 10 vs. Seattle
 Longest Non-Scoring Run — 13, A.Rodgers, twice, most recently Sept. 24 vs. Cincinnati

Longest Scoring Pass — 33, A.Rodgers to D.Adams, Sept. 17 at Atlanta
 Longest Non-Scoring Pass — 72, A.Rodgers to G.Allison, Sept. 24 vs. Cincinnati

Longest Kickoff Return — None
 Longest Punt Return — 33, T.Davis, Sept. 24 vs. Cincinnati
 Longest Interception Return — 1, K.Brice, Sept. 28 vs. Chicago
 Longest Fumble Return — 0, four times, most recently Sept. 28 vs. Chicago

Longest Punt — 62, J.Vogel, Sept. 28 vs. Chicago

Longest Field Goal — 40, M.Crosby, Sept. 10 vs. Seattle
 Most Field Goals Attempted — 2, M.Crosby, Sept. 24 vs. Cincinnati
 Most Field Goals Made — 2, M.Crosby, Sept. 24 vs. Cincinnati

Most Touchdowns — 2, three times, most recently J.Nelson, Sept. 28 vs. Chicago
 Most Rushing Attempts — 19, T.Montgomery, Sept. 10 vs. Seattle
 Most Rushing Yards — 54, T.Montgomery, Sept. 10 vs. Seattle

Most Passing Attempts — 50, A.Rodgers, Sept. 17 at Atlanta
 Most Completions — 33, A.Rodgers, Sept. 17 at Atlanta
 Most Passing Yards — 343, A.Rodgers, Sept. 17 at Atlanta
 Most Touchdown Passes — 4, A.Rodgers, Sept. 28 vs. Chicago

Most Receptions — 9, R.Cobb, Sept. 10 vs. Seattle
 Most Receiving Yards — 122, G.Allison, Sept. 24 vs. Cincinnati

Most Total Yards from Scrimmage — 122, G.Allison, Sept. 24 vs. Cincinnati

Most Defensive Interceptions — 1, two times, most recently Sept. 28 vs. Chicago
 Most Tackles — 12, B.Martinez, Sept. 24 vs. Cincinnati
 Most Solo Tackles — 10, J.Jones, Sept. 24 vs. Cincinnati
 Most Sacks — 2.0, J.Jones, Sept. 24 vs. Cincinnati
 Most Passes Defensed — 3, two times, most recently J.Hawkins Sept. 28 vs. Chicago

TEAM

Offensive Most...
 First Downs — 26, Sept. 10 vs. Seattle
 Rushing Attempts — 28, Sept. 10 vs. Seattle
 Rushing Yards — 91, Sept. 28 vs. Chicago
 Pass Attempts — 50, Sept. 17 at Atlanta
 Completions — 33, Sept. 17 at Atlanta
 TDs Thrown — 4, Sept. 28 vs. Chicago
 Ints. Thrown — 1, three times, most recently Sept. 24 vs. Cincinnati
 Net Passing Yards — 308, Sept. 17 at Atlanta
 Offensive Plays — 74, Sept. 10 vs. Seattle
 Total Offense — 370, Sept. 10 vs. Seattle
 Time of Possession — 39:13, Sept. 10 vs. Seattle
 Turnovers — 2, Sept. 17 at Atlanta
 Fumbles — 1, Sept. 17 at Atlanta
 Fumbles Lost — 1, Sept. 17 at Atlanta

Longest Scoring Drives
 Plays — 13, Sept. 28 vs. Chicago
 Yards — 75, four times, most recently Sept. 28 vs. Chicago
 Time — 7:43, Sept. 28 vs. Chicago
 Shortest Scoring Drives
 Plays — 1, Sept. 10 vs. Seattle
 Yards — 3, Sept. 28 vs. Chicago
 Time — 0:06, Sept. 10 vs. Seattle

Defensive Fewest...
 First Downs Allowed — 12, Sept. 10 vs. Seattle
 Rushing Att. Allowed — 18, Sept. 10 vs. Seattle
 Rushing Yards Allowed — 90, Sept. 10 vs. Seattle
 Pass Att. Allowed — 27, two times, most recently Sept. 24 vs. Cincinnati
 Pass Comp. Allowed — 14, Sept. 10 vs. Seattle
 Net Passing Yards Allowed — 135, Sept. 10 vs. Seattle
 Total Plays Allowed — 48, Sept. 10 vs. Seattle
 Total Yards Allowed — 225, Sept. 10 vs. Seattle

Defensive Most...
 Takeaways — 4, Sept. 28 vs. Chicago
 Interceptions — 2, Sept. 28 vs. Chicago
 Fumbles Forced — 1, two times, most recently Sept. 28 vs. Chicago
 Fumbles Recovered — 2, Sept. 28 vs. Chicago
 Passes Defensed — 8, Sept. 28 vs. Chicago
 Sacks — 3, three times, most recently Sept. 24 vs. Cincinnati

	2017 regular season...				2016 regular season...				2015 regular season...				1992-present...		
	Home	Road	Overall	:	Home	Road	Overall	:	Home	Road	Overall	:	Home	Road	Overall
Overall	3-0	0-1	3-1	:	6-2	4-4	10-6	:	5-3	5-3	10-6	:	155-47-1	102-99	257-146-1
On Grass	3-0	0-0	3-0	:	6-2	3-2	9-4	:	5-3	4-3	9-6	:	155-47-1	58-39	213-86-1
On Artificial Surfaces	0-0	0-1	0-1	:	0-0	1-2	1-2	:	0-0	1-0	1-0	:	0-0	44-62	44-62
In Open-Air Stadiums	3-0	0-1	3-1	:	6-2	3-2	9-4	:	5-3	4-2	9-5	:	155-47-1	66-62	221-109-1
In Indoor Stadiums	0-0	0-0	0-0	:	0-0	1-2	1-2	:	0-0	1-1	1-1	:	0-0	36-37	36-37
vs. Division Opponents	1-0	0-0	1-0	:	3-0	2-1	5-1	:	0-3	3-0	3-3	:	68-17-1	48-37	116-54-1
vs. NFC	2-0	0-1	2-1	:	5-1	3-3	8-4	:	3-3	4-2	7-5	:	119-32-1	78-73	197-105-1
vs. AFC	1-0	0-0	1-0	:	1-1	1-1	2-2	:	2-0	1-1	3-1	:	36-15	24-26	60-41
When scoring first	1-0	0-0	1-0	:	6-0	4-1	10-1	:	5-2	3-0	8-2	:	111-19-1	63-36	174-55-1
When Opponent scored first	2-0	0-1	2-1	:	0-2	0-3	0-5	:	0-1	2-3	2-4	:	43-28	39-63	82-91
In overtime	1-0	0-0	1-0	:	0-0	0-0	0-0	:	0-0	0-0	0-0	:	6-3-1	1-5	7-8-1
When leading after first quarter	1-0	0-0	1-0	:	5-0	1-1	6-1	:	5-2	3-1	8-3	:	95-14-1	54-24	149-38-1
When leading at halftime	1-0	0-0	1-0	:	6-0	2-1	8-1	:	5-0	3-0	8-0	:	122-9	79-27	201-36
When leading after third quarter	2-0	0-0	2-0	:	5-0	4-0	9-0	:	4-0	4-0	8-0	:	128-5	92-22	220-27
When trailing after first quarter	0-0	0-0	0-0	:	0-2	0-3	0-5	:	0-0	1-2	1-2	:	26-24	18-47	44-71
When trailing at halftime	2-0	0-1	1-1	:	0-2	1-3	1-5	:	0-2	2-3	2-5	:	24-32-1	19-62	43-94-1
When trailing after third quarter	1-0	0-1	1-1	:	0-2	0-4	0-6	:	1-3	1-3	2-6	:	17-39-1	7-76	24-115-1
When tied at halftime	0-0	0-0	0-0	:	0-0	1-0	1-0	:	0-1	0-0	0-1	:	9-6	4-9	13-15
On Thursday	1-0	0-0	1-0	:	1-0	0-0	1-0	:	0-1	1-0	1-1	:	6-1	5-7	11-8
On Friday	0-0	0-0	0-0	:	0-0	0-0	0-0	:	0-0	0-0	0-0	:	0-0	1-0	1-0
On Saturday	0-0	0-0	0-0	:	1-0	0-0	1-0	:	0-0	0-0	0-0	:	2-0	2-0	4-0
On Sunday/Early Games	0-0	0-0	0-0	:	2-0	2-1	4-1	:	1-1	1-1	2-2	:	92-25-1	47-47	139-72-1
On Sunday/Late Afternoon Games	2-0	0-0	2-0	:	1-2	0-1	1-3	:	2-0	3-1	5-1	:	30-13	23-22	53-35
On Sunday/Night Games	0-0	0-1	0-1	:	1-0	1-2	2-2	:	1-1	0-1	1-2	:	13-3	11-8	24-11
On Monday	0-0	0-0	0-0	:	0-0	1-0	1-0	:	1-0	0-0	1-0	:	12-6	12-13	24-19
When Packers had 100-yard rusher	0-0	0-0	0-0	:	1-0	1-0	2-0	:	2-1	1-0	3-1	:	39-10-1	30-9	69-19-1
When Packers had 100-yard receiver	1-0	0-0	1-0	:	6-0	2-2	8-2	:	2-1	2-0	4-1	:	76-16	45-34	121-50
When Packers had 300-yard passer	2-0	0-1	2-1	:	2-0	2-2	4-2	:	1-1	0-1	1-2	:	40-13	33-23	73-36
When Opponent had 100-yard rusher	0-0	0-0	0-0	:	0-1	0-2	0-3	:	2-0	1-1	3-1	:	25-21-1	20-30	45-51-1
When Opponent had 100-yard receiver	1-0	0-1	1-1	:	2-0	1-3	3-3	:	2-0	2-2	4-2	:	49-16	29-38	78-54
When Opponent had 300-yard passer	0-0	0-0	0-0	:	2-0	3-1	5-1	:	1-0	0-1	1-1	:	25-7	18-20	43-27

TRANSACTIONS BY DATE

1/24	Signed C Jacob Flores, LB Reggie Gilbert, WR Antwan Goodley, LB Derrick Mathews, G Lucas Patrick, DT Brian Price, TE Beau Sandland and S Jermaine Whitehead	5/8	Signed LB Josh Letuligasenoa, CB Raysean Pringle, RB William Stanback, LB David Talley and S Aaron Taylor; Released WR Antwan Goodley and LS Taybor Pepper	9/3	Signed LB Ahmad Brooks; Claimed LB Chris Odom off waivers from the Atlanta Falcons; Placed G/T Don Barclay on injured reserve; Traded LB Jayrone Elliott to the Dallas Cowboys;
1/27	Signed LS Taybor Pepper	5/11	Signed CB Kevin King	9/3	Signed G Kofi Amichia, CB Donatello Brown, QB Joe Callahan, WR Michael Clark, LB Reggie Gilbert, DT Izaah Lunsford, LB Derrick Mathews, G/T Adam Pankey, S Jermaine Whitehead and WR DeAngelo Yancey to the practice squad
2/7	Released RB James Starks	5/19	Signed S Josh Jones		
2/8	Released CB Sam Shields	8/5	Signed TE Emanuel Byrd		
3/8	Re-signed P Jacob Schum	8/5	Placed CB Herb Waters on Injured Reserve		
3/9	Re-signed LB Nick Perry				
3/10	Re-signed T/G Don Barclay; Signed TE Martellus Bennett	8/8	Released DT Letroy Guion		
3/11	Signed TE Lance Kendricks	8/12	Signed LS Brett Goode		
3/14	Re-signed LB Jayrone Elliott	8/13	Placed TE Beau Sandland on Injured Reserve	9/5	Signed DT Quinton Dial; Released DT Christian Ringo.
3/15	Re-signed RB Joe Kerridge and LB Jordan Tripp; Signed CB Davon House		Claimed DE Shaneil Jenkins off waivers from the Seattle Seahawks.	9/12	Released CB LaDarius Gunter; Activated WR Geronimo Allison from exempt status.
3/20	Re-signed LB Joe Thomas	8/15	Released DE Shaneil Jenkins		
3/23	Re-signed RB Christine Michael	8/28	Released LS Derek Hart, WR Colby Pearson and RB William Stanback	9/13	Signed G/T Adam Pankey to the active roster from the practice squad;
3/24	Signed DT Ricky Jean Francois				Released DT Ricky Jean Francois;
3/29	Signed G Justin McCray	9/2	Released G Kofi Amichia, CB Donatello Brown, TE Emanuel Byrd, QB Joe Callahan, LB Johnathan Calvin, WR Michael Clark, WR Montay Crockett, WR Malachi Dupre, G Thomas Evans, LB Reggie Gilbert, G Geoff Gray, LB Cody Heimann, DT Calvin Hertelou, QB Taysom Hill, CB Daquan Holmes, T Robert Leff, LB Josh Letuligasenoa, DT Izaah Lunsford, LB Derrick Mathews, WR Max McCaffrey, G/T Adam Pankey, TE Aaron Peck, RB Kalif Phillips, DT Brian Price, CB Raysean Pringle, S Aaron Taylor, LB Jordan Tripp, S Jermaine Whitehead and WR DeAngelo Yancey; Placed LB Vince Biegel and CB Demetri Goodson on reserve/physically unable to perform; placed FB Joe Kerridge and LB David Talley on injured reserve; Placed WR Geronimo Allison on the reserve/suspended list		Signed G Darrell Greene to the practice squad.
3/31	Signed LS Derek Hart			9/21	Signed DT Ricky Jean Francois; Placed T Jason Spriggs on injured reserve.
4/5	Re-signed RB Don Jackson			9/25	Signed LS Taybor Pepper; Placed LS Brett Goode on Injured Reserve.
4/11	Released CB Makinton Dorleant			9/26	Signed T Ulrick John from Arizona's practice squad; Placed T Kyle Murphy on Injured Reserve.
4/13	Re-signed DT Christian Ringo				
4/14	Re-signed WR Geronimo Allison				
4/26	Signed G Jahri Evans				
5/1	Released RB Don Jackson and RB Christine Michael				
5/5	Signed G Kofi Amichia, WR Malachi Dupre, RB Aaron Jones, RB Devante Mays and WR DeAngelo Yancey				
5/5	Signed CB Donatello Brown, LB Johnathan Calvin, WR Michael Clark, WR Montay Crockett, G Thomas Evans, G Geoff Gray, LB Cody Heimann, QB Taysom Hill, DT Izaah Lunsford, G/T Adam Pankey, TE Aaron Peck, RB Kalif Phillips, CB Lenzy Pipkins, CB David Rivers and P Justin Vogel				

TRANSACTIONS BY PLAYER

Allison, Geronimo - WR	Goodley, Antwan - WR	Mathews, Derrick - LB	Spriggs, Jason - T
4/14/17 Re-signed	1/24/17 Signed	1/24/17 Signed	9/21/17 Placed on Injured Reserve
9/2/17 Placed on Reserve/Suspended List	5/8/17 Released	9/2/17 Released	Stanback, William - RB
9/12/17 Activated from exempt status	Guion, Letroy - DT	9/3/17 Signed to practice squad	5/8/17 Signed
Amichia, Kofi - G	8/8/17 Released	Mays, Devante - RB	8/28/17 Released
5/5/17 Signed	Gunter, LaDarius - CB	5/5/17 Signed	Starks, James - RB
9/2/17 Released	9/12/17 Released	McCray, Justin - G	2/7/17 Released
9/3/17 Signed to practice squad	Gray, Geoff - G	3/29/17 Signed	Talley, David - LB
Barclay, Don - T/G	5/5/17 Signed	Michael, Christine - RB	5/8/17 Signed
3/10/17 Re-signed	9/2/17 Released	3/23/17 Re-signed	9/2/17 Placed on Injured Reserve
9/3/17 Placed on Injured Reserve	Greene, Darrell - G	5/1/17 Released	Taylor, Aaron - S
Bennett, Martellus - TE	9/13/17 Signed to practice squad	Murphy, Kyle - T	5/8/17 Signed
3/10/17 Signed	Hart, Derek - LS	9/26/17 Placed on Injured Reserve	9/2/17 Released
Brown, Donatello - CB	3/31/17 Signed	Pankey, Adam - G/T	Thomas, Joe - LB
5/5/17 Signed	8/28/17 Released	5/5/17 Signed	3/20/17 Re-signed
9/2/17 Released	Heimann, Cody - LB	9/2/17 Released	Tripp, Jordan - LB
9/3/17 Signed to practice squad	5/5/17 Signed	9/3/17 Signed to practice squad	3/15/17 Re-signed
Byrd, Emanuel - TE	9/2/17 Released	9/13/17 Signed to active roster	9/2/17 Released
8/5/17 Signed	Hill, Taysom - QB	Patrick, Lucas - G	Vogel, Justin - P
9/2/17 Released	5/5/17 Signed	1/24/17 Signed	5/5/17 Signed
Calvin, Johnathan - LB	9/2/17 Released	Pearson, Colby - WR	Waters, Herb - CB
5/5/17 Signed	House, Davon - CB	8/28/17 Released	8/5/17 Placed on Injured Reserve
9/2/17 Released	3/15/17 Signed	Peck, Aaron - TE	Whitehead, Jermaine - S
Clark, Michael - WR	Jackson, Don - RB	5/5/17 Signed	1/24/17 Signed
5/5/17 Signed	4/5/17 Re-signed	9/2/17 Released	9/2/17 Released
9/2/17 Released	5/1/17 Released	Pepper, Taybor - LS	9/3/17 Signed to practice squad
9/3/17 Signed to practice squad	Jean Francois, Ricky - DT	1/27/17 Signed	Yancey, DeAngelo - WR
Crockett, Montay - WR	3/24/17 Signed	5/8/17 Released	5/5/17 Signed
5/5/17 Signed	9/13/17 Released	9/21/17 Signed	9/2/17 Released
9/2/17 Released	9/21/17 Signed	Perry, Nick - LB	9/3/17 Signed to practice squad
Dorleant, Makinton - CB	Jenkins, Shaneil - DE	3/9/17 Re-signed	
4/11/17 Released	8/13/17 Claimed off waivers from SEA	Phillips, Kalif - RB	
Dial, Quinton - DT	5/5/17 Released	5/5/17 Signed	
9/5/17 Signed	John, Ulrick - T	9/2/17 Released	
Dupre, Malachi - WR	9/26/17 Signed from Arizona's practice squad	Pipkins, Lenzy - CB	
5/5/17 Signed	Jones, Aaron - RB	5/5/17 Signed	
9/2/17 Released	5/5/17 Signed	Price, Brian - DT	
Elliott, Jayrone - LB	Jones, Josh - S	1/24/17 Signed	
3/14/17 Re-signed	5/19/17 Signed	9/2/17 Released	
9/3/17 Traded to DAL	Kendricks, Lance - TE	Pringle, Raysean - CB	
Evans, Jahri - G	3/11/17 Signed	5/8/17 Signed	
4/26/17 Signed	Kerridge, Joe - FB	Ringo, Christian - DT	
Evans, Thomas - G	3/15/17 Re-signed	4/13/17 Re-signed	
5/5/17 Signed	9/2/17 Placed on Injured Reserve	9/5/17 Released	
Flores, Jacob - C	King, Kevin - CB	Rivers, David - CB	
1/24/17 Signed	5/11/17 Signed	5/5/17 Signed	
Gilbert, Reggie - LB	Letuligasenoa, Josh - LB	Sandland, Beau - TE	
1/24/17 Signed	5/8/17 Signed	1/24/17 Re-signed	
9/2/17 Released	9/2/17 Released	8/13/17 Placed on Injured Reserve	
9/3/17 Signed to practice squad	Lunsford, Izaah - DT	Schum, Jacob - P	
Goode, Brett - LS	5/5/17 Signed	3/8/17 Re-signed	
8/12/17 Signed	9/2/17 Released	Shields, Sam - CB	
9/21/17 Placed on Injured Reserve	9/3/17 Signed to practice squad	2/8/17 Released	

THE LAST TIME

Regular-Season Games Only

RUSHING

200 Yards Rushing, Individual

BY PACKERS — Ahman Green, Dec. 28, 2003, vs. Denver (218 yards)
BY OPPONENT — Adrian Peterson, Dec. 2, 2012, vs. Minnesota (210 yards)

100 Yards Rushing, Individual

BY PACKERS — Ty Montgomery, Dec. 18, 2016, at Chicago (162 yards)
BY OPPONENT — Robert Kelley, Nov. 20, 2016, at Washington (137 yards)

100 Yards Rushing, Individual, One Half

BY PACKERS — Ty Montgomery, Dec. 18, 2016, at Chicago (123 yards in first half)
BY OPPONENT — Robert Kelley, Nov. 20, 2016, at Washington (102 yards in second half)

100 Yards Rushing and Receiving, Individual

BY PACKERS — Never
BY OPPONENT — Darrin Nelson, Nov. 13, 1983, at Minnesota (119 yards rushing, 137 receiving)

Two 100-Yard Rushers

BY PACKERS — Ryan Grant (106 yards) and DeShawn Wynn (106 yards), Dec. 28, 2008, vs. Detroit
BY OPPONENT — Tony Dorsett (149 yards) and Robert Newhouse (101 yards), Nov. 12, 1978, vs. Dallas at Milw.

Two 100-Yard Rushers and Two 100-Yard Receivers

BY PACKERS — Ryan Grant (106 yards) and DeShawn Wynn (106), Dec. 28, 2008, vs. Detroit, Donald Driver (111 yards) and Greg Jennings (101 yards), Dec. 28, 2008, vs. Detroit*
BY OPPONENT — Never
*First time in NFL history

Four Touchdowns Rushing, Individual

BY PACKERS — Dorsey Levens, Jan. 2, 2000, vs. Arizona (8, 1, 5, 1 yards)
BY OPPONENT — DeAngelo Williams, Nov. 30, 2008, vs. Carolina (1, 1, 1, 1 yards)

Three Touchdowns Rushing, Individual

BY PACKERS — Ahman Green, Oct. 20, 2002, vs. Washington (24, 2, 8 yards)
BY OPPONENT — Robert Kelley, Nov. 20, 2016, at Washington (10, 1, 4 yards)

Two Touchdowns Rushing, Individual

BY PACKERS — Ty Montgomery, Dec. 18, 2016, at Chicago (4, 3 yards)
BY OPPONENT — Devonta Freeman, Sept. 17, 2017, at Atlanta (1, 2 yards)

PASSING

400 Yards Passing, Individual

BY PACKERS — Aaron Rodgers, Oct. 26, 2014, at New Orleans (418 yards)
BY OPPONENT — Philip Rivers, Oct. 18, 2015, vs. San Diego (503 yards)

300 Yards Passing, Individual

BY PACKERS — Aaron Rodgers, Sept. 24, 2017, vs. Cincinnati (313 yards)
BY OPPONENT — Matthew Stafford, Jan. 1, 2017, at Detroit (347 yards)

Six Touchdown Passes, Individual

BY PACKERS — Aaron Rodgers, Nov. 9, 2014, vs. Chicago (1, 4, 73, 40, 56, 18 yards)
BY OPPONENT — Tommy Kramer, Sept. 28, 1986, at Minnesota (23, 13, 36, 2, 17, 7 yards)

Five Touchdown Passes, Individual

BY PACKERS — Aaron Rodgers, Sept. 28, 2015, vs. Kansas City (8, 3, 27, 4, 4, yards)
BY OPPONENT — Matthew Stafford, Jan. 1, 2012, vs. Detroit (8, 13, 2, 5, 12 yards)

Four Touchdown Passes, Individual

BY PACKERS — Aaron Rodgers, Sept. 28, 2017, vs. Chicago (5, 2, 4, 8 yards)
BY OPPONENT — Marcus Mariota, Nov. 13, 2016, at Tennessee (9, 32, 6, 33 yards)

Three Touchdown Passes, Individual

BY PACKERS — Aaron Rodgers, Sept. 28, 2017, vs. Chicago (5, 2, 4, 8 yards)
BY OPPONENT — Sam Bradford, Dec. 24, 2016, vs. Minnesota (71, 3, 8 yards)

Six Interceptions Thrown, Individual

BY PACKERS — Tom O'Malley, Sept. 17, 1950, vs. Detroit
BY OPPONENT — Don Horn, Sept. 26, 1971, vs. Denver at Milw.

Five Interceptions Thrown, Individual

BY PACKERS — Brett Favre, Oct. 30, 2005, at Cincinnati
BY OPPONENT — Russell Wilson, Dec. 11, 2016, vs. Seattle

Four Interceptions Thrown, Individual

BY PACKERS — Brett Favre, Dec. 25, 2005, vs. Chicago
BY OPPONENT — Russell Wilson, Dec. 11, 2016, vs. Seattle

RECEIVING

10 or More Receptions, Individual

BY PACKERS — Jordy Nelson, Nov. 13, 2016, at Tennessee (12 receptions)
BY OPPONENT — A.J. Green, Sept. 24, 2017, vs. Cincinnati (10 receptions)

200 Yards Receiving, Individual

BY PACKERS — Jordy Nelson, Sept. 14, 2014, vs. N.Y. Jets (209 yards)
BY OPPONENT — Adam Thielen, Dec. 24, 2016, vs. Minnesota (202 yards)

100 Yards Receiving, Individual

BY PACKERS — Geronimo Allison, Sept. 24, 2017, vs. Cincinnati (122 yards)
BY OPPONENT — A.J. Green, Sept. 24, 2017, vs. Cincinnati (111 yards)

100 Yards Receiving, One Half, Individual

BY PACKERS — Geronimo Allison, Sept. 24, 2017, vs. Cincinnati (112 yards in second half and OT)
BY OPPONENT — Adam Thielen, Dec. 24, 2016, vs. Minnesota (142 yards in first half)

Two 100-Yard Receivers

BY PACKERS — Davante Adams (156 yards) and Jordy Nelson (126 yards), Nov. 13, 2016, at Tennessee
BY OPPONENT — Deonte Thompson (110 yards) and Cameron Meredith (104 yards), Dec. 18, 2016, at Chicago

Four Touchdown Receptions, Individual

BY PACKERS — Sterling Sharpe, Nov. 24, 1994, at Dallas (1, 36, 30, 5 yards)
BY OPPONENT — Never

Three Touchdown Receptions, Individual

BY PACKERS — Randall Cobb, Sept. 28, 2015, vs. Kansas City (3, 4, 4 yards)
BY OPPONENT — Vincent Jackson, Nov. 6, 2011, at San Diego (23, 5, 29 yards)

Two Touchdown Receptions, Individual

BY PACKERS — Jordy Nelson, Sept. 28, 2017, vs. Chicago (4, 8 yards)
BY OPPONENT — Adam Thielen, Dec. 24, 2016, vs. Minnesota (71, 8 yards)

INTERCEPTIONS

Four Interceptions, Individual

BY PACKERS — Willie Buchanon, Sept. 24, 1978, at San Diego
BY OPPONENT — Never

Three Interceptions, Individual

BY PACKERS — Tom Flynn, Oct. 28, 1984, vs. Detroit
BY OPPONENT — Vencie Glenn, Dec. 27, 1992, at Minnesota

Two Interceptions, Individual

BY PACKERS — Ha Ha Clinton-Dix, Dec. 18, 2016, at Chicago
BY OPPONENT — Janoris Jenkins, Oct. 9, 2016, vs. N.Y. Giants

Interception Returned for Touchdown

BY PACKERS — Damarious Randall, Dec. 20, 2015, at Oakland (43 yards)
BY OPPONENT — William Jackson, Sept. 24, 2017, vs. Cincinnati (75 yards)

TOUCHDOWNS

Five Touchdowns, Individual

BY PACKERS — Paul Hornung, Dec. 12, 1965, at Baltimore (2-, 9-, 3-yard runs; 50-, 65-yard receptions)
BY OPPONENT — Never

Four Touchdowns, Individual

BY PACKERS — Dorsey Levens, Jan. 2, 2000, vs. Arizona (8-, 1-, 5-, 1-yard runs)
BY OPPONENT — DeAngelo Williams, Nov. 30, 2008, vs. Carolina (1-, 1-, 1-, 1-yard runs)

Three Touchdowns, Individual

BY PACKERS — Randall Cobb, Sept. 28, 2015, vs. Kansas City (3-, 4-, 4-yard receptions)
BY OPPONENT — Robert Kelley, Nov. 20, 2016, at Washington (10-, 1-, 4-yard runs)

THE LAST TIME

FIELD GOALS/PATS

Five Field Goals Made, Individual

BY PACKERS — Mason Crosby, Nov. 22, 2015, at Minnesota (42, 47, 40, 42, 52 yards)
BY OPPONENT — Dan Bailey, Dec. 15, 2013, at Dallas (47, 23, 43, 50, 50 yards)

Four Field Goals Made, Individual

BY PACKERS — Mason Crosby, Nov. 22, 2015, at Minnesota (42, 47, 40, 42, 52 yards)
BY OPPONENT — Dan Carpenter, Dec. 14, 2014, at Buffalo (27, 51, 35, 48 yards)

60-Yard Field Goal

BY PACKERS — Never
BY OPPONENT — David Akers, Sept. 9, 2012, vs. San Francisco (63 yards)

50-Yard Field Goal

BY PACKERS — Mason Crosby, Jan. 1, 2017, at Detroit (53 yards)
BY OPPONENT — Matt Bryant, Sept. 17, 2017, at Atlanta (51, 53 yards)

Blocked Field-Goal Attempt

BY PACKERS — Datone Jones, Oct. 11, 2015, vs. St. Louis (50-yard Greg Zuerlein attempt)
BY OPPONENT — Akiem Hicks, Oct. 20, 2016, vs. Chicago (31-yard Mason Crosby attempt)

Two-Point Conversion

BY PACKERS — Aaron Rodgers, Oct. 30, 2016, at Atlanta
BY OPPONENT — Travis Kelce, Sept. 28, 2015, vs. Kansas City (pass from Alex Smith)

Point After Touchdown Missed

BY PACKERS — Mason Crosby, Jan. 1, 2017, at Detroit (third attempt, wide right)
BY OPPONENT — Kai Forbath, Dec. 24, 2016, vs. Minnesota (second attempt, hit right upright)

Blocked Point After Touchdown

BY PACKERS — Datone Jones, Sept. 22, 2013, at Cincinnati (Mike Nugent, fourth attempt)
BY OPPONENT — Ra'Shede Hageman, Dec. 8, 2014, vs. Atlanta (Mason Crosby, fifth attempt)

PUNTING

70-Yard Punt

BY PACKERS — Tim Masthay, Dec. 18, 2011, at Kansas City (71 yards)
BY OPPONENT — Jon Ryan, Sept. 24, 2012, at Seattle (73 yards)

60-Yard Punt

BY PACKERS — Justin Vogel, Sept. 28, 2017, vs. Chicago (62 yards)
BY OPPONENT — Pat McAfee, Nov. 6, 2016, vs. Indianapolis (67 yards)

Blocked Punt

BY PACKERS — Jamari Lattimore, Nov. 4, 2013, vs. Chicago (Adam Podlesh, punter)
BY OPPONENT — Bryan Braman, Nov. 16, 2014, vs. Philadelphia (Tim Masthay, punter)

10 Punts, Individual

BY PACKERS — Jon Ryan, Nov. 19, 2006, vs. New England (10 punts; 459 yards)
BY OPPONENT — Chris Kluwe, Dec. 21, 2006, vs. Minnesota (10 punts; 434 yards)

No Punts

BY PACKERS — Oct. 26, 2014, at New Orleans
BY OPPONENT — Oct. 26, 2014, at New Orleans

OTHER SPECIAL TEAMS

Kickoff Returned for Touchdown

BY PACKERS — Randall Cobb, Sept. 8, 2011, vs. New Orleans (108 yards)
BY OPPONENT — Jordan Todman, Nov. 6, 2016, vs. Indianapolis (99 yards)

Punt Returned for Touchdown

BY PACKERS — Micah Hyde, Dec. 28, 2014, vs. Detroit (55 yards)
BY OPPONENT — Marcus Thigpen, Dec. 14, 2014, at Buffalo (75 yards)

Blocked (Opponent) Field Goal Returned for Touchdown

BY PACKERS — Willie Buchanan, Dec. 17, 1972, at New Orleans (57 yards)
BY OPPONENT — Shawn Springs, Nov. 1, 1999, vs. Seattle (61 yards)

Blocked Punt Returned for Touchdown

BY PACKERS — Dezman Moses, Oct. 28, 2012, vs. Jacksonville (0 yards; Bryan Anger, punter)
BY OPPONENT — DeVier Posey, Oct. 14, 2012, at Houston (0 yards; Tim Masthay, punter)

Recovered Own Onside Kick Attempt

BY PACKERS — Damarius Randall, Nov. 15, 2015, vs. Detroit (Mason Crosby, kicker)
BY OPPONENT — Jayron Kearsse, Dec. 24, 2016, vs. Minnesota (Kai Forbath, kicker)

OTHER DEFENSE

Shutout Posted

BY PACKERS — Oct. 31, 2010, at N.Y. Jets (9-0)
BY OPPONENT — Nov. 19, 2006, vs. New England (35-0)

Fumble Returned for Touchdown

BY PACKERS — Casey Hayward, Nov. 16, 2014, vs. Philadelphia (49 yards)
BY OPPONENT — Desmond Trufant, Sept. 17, 2017, at Atlanta (15 yards)

Safety Scored

BY PACKERS — Team, Dec. 28, 2014, vs. Detroit (Matthew Stafford penalized for intentional grounding in end zone)
BY OPPONENT — Malik Jackson, Nov. 1, 2015, at Denver (Richard Rodgers tackled in end zone)

Five Sacks, Individual

BY PACKERS — Vonnie Holliday, Dec. 22, 2002, vs. Buffalo
BY OPPONENT — Antwan Odom, Sept. 20, 2009, vs. Cincinnati

Four Sacks, Individual

BY PACKERS — Kaber Gbaja-Biamila, Jan. 2, 2005, at Chicago
BY OPPONENT — Chris Clemons, Sept. 24, 2012, at Seattle

Three Sacks, Individual

BY PACKERS — A.J. Hawk, Oct. 13, 2013, at Baltimore
BY OPPONENT — Dwight Freeney, Dec. 27, 2015, at Arizona

MISCELLANEOUS

No Penalties

BY PACKERS — Nov. 4, 2013, vs. Chicago
BY OPPONENT — Dec. 14, 1997, at Carolina

Game Without Touchdown

BY PACKERS — Dec. 12, 2010, at Detroit
BY OPPONENT — Sept. 10, 2017, vs. Seattle

50 Points, Game

BY PACKERS — 53, Nov. 16, 2014, vs. Philadelphia
BY OPPONENT — 51, Nov. 24, 2008, at New Orleans

40 Points, Game

BY PACKERS — 43, Dec. 8, 2014, vs. Atlanta
BY OPPONENT — 42, Nov. 20, 2016, at Washington

500 Yards Total Offense

BY PACKERS — 502, Dec. 8, 2014, vs. Atlanta
BY OPPONENT — 515, Nov. 20, 2016, at Washington

Tie Game

Green Bay 26, Minnesota 26, Nov. 24, 2013



GREEN BAY 17, SEATTLE 9

Lambeau Field, Sunday, Sept. 10, 2017. Attendance: 78,381. Time: 3:09. Weather: 71° F, Humidity: 49 percent, Wind: S 1 mph

GAME 1

GREEN BAY, Wis. (AP) — Mike Daniels can be a man of few words. The defensive lineman's play on the football field speaks volumes as to how important he has become to the Green Bay Packers.

Daniels' strip-sack of Russell Wilson deep in Seattle territory in the third quarter set up Ty Montgomery's 6-yard touchdown run on the next play to spark the Packers' 17-9 win on Sunday over the Seahawks.

A marquee season opener between two NFC heavyweights turned into a defensive slugfest, with Daniels landing the momentum-swinging punch. No talk about double moves or stunts. Daniels said he just flat-out beat guard Luke Joeckel to wreak havoc in the backfield.

Packers QB Aaron Rodgers was 28 of 42 for 311 yards and added a 32-yard touchdown pass to Jordy Nelson to make it an eight-point game late in the third quarter. Rodgers went deep to his favorite receiver on a free play that was extended after Seattle was flagged for having too many men on the field.

But the Green Bay defense fueled the victory.

Seattle managed just three field goals. Wilson was held to 14 of 27 for 158 yards. The Packers held decisive edges in total yardage (370-225) and first downs (26-12). Green Bay held the ball for 39 minutes.

Rodgers' regular-season streak of passes without an interception ended at a career-high 251. The Seahawks' defense, reinforced by the return of safety Earl Thomas, bottled up receivers from making many big plays and put plenty of pressure on Rodgers.

But the Packers started denying Seattle with runs or quick passes to Nelson, Randall Cobb and Montgomery in the second half, chewing up clock in the process.

The Packers again found a way to contain the Seahawks' dual-threat quarterback at Lambeau Field. He was 14 of 27 for 158 yards, and ran for 40 yards on the same field. Wilson threw five interceptions — three of which deflected off the hands of receivers — in a 38-10 loss.

In December on the same field, Wilson threw five interceptions — three of which deflected off the hands of receivers — in a 38-10 loss. Seattle cornerback Jeremy Lane was ejected after referee John Parry said he threw a punch during a scrum with Packers receiver Davante Adams.

The tussle occurred around the Packers' 30 during a play in which Nazair Jones intercepted Rodgers at 9:26 of the first quarter. It was Rodgers' first interception since Nov. 13, 2016, at Tennessee.

OFFICIALS — Referee: John Parry (132); Umpire: Mark Pellis (131); Down Judge: Michael Spanier (90); Line Judge: Jeff Seeman (45); Field Judge: David Maslow (118); Side Judge: Keith Washington (7); Back Judge: Perry Paganelli (46); Replay Official: James Oldham

STARTING LINEUPS

Seattle Seahawks

Offense

WR 89 D.Baldwin
LT 70 R.Oldhambo
LG 78 L.Joeckel
C 63 J.Britt
RG 68 M.Giowinski
RT 76 G.Galeti
TE 88 J.Graham
WR 10 P.Richardson
QB 3 R.Wilson
FB 38 T.Wadden
RB 32 C.Carlson

Defense

LDE 72 M.Bennett
LDT 90 J.Freed
RDT 91 S.Richardson
RDE 56 C.Amili
OLB 52 T.Gavin
MLB 54 B.Wagner
OLB 50 K.Wright
LCB 25 R.Sherman
RCB 20 J.Lane
SS 31 K.Chancellor
FS 29 E.Thomas

Green Bay Packers

Offense

WR 87 J.Nelson
LT 69 D.Bachthian
LG 63 C.Linsley
C 63 C.Linsley
RG 73 J.Evans
RT 68 K.Murphy
TE 80 M.Bennett
WR 18 R.Cobb
WR 17 D.Adams
SS 31 K.Chancellor
FS 88 T.Montgomery

Defense

DE 94 D.Lowry
NT 97 K.Clark
DT 76 M.Daniels
LOLB 52 C.Matthews
ILB 47 J.Ryan
ILB 50 B.Martinez
ROLB 53 N.Perry
LCB 31 D.House
RCB 23 D.Randall
SS 31 K.Chancellor
FS 21 H.Clinton-Dix

GREEN BAY SUBSTITUTIONS — K 2 M.Crosby, P 8 J.Vogel, WR 11 T.Davis, CB 20 K.King, FB 22 A.Ripkowski, CB 24 O.Rollins, S 25 M.Evans, S 27 J.Jones, S 29 K.Brice, RB 30 J.Williams, RB 32 J.Mays, CB 36 L.Dunbar, LB 48 J.Thomas, LB 51 K.Fackell, LB 55 A.Brooks, LS 61 B.Goode, G 64 J.McCray, T 78 J.Springs, TE 82 R.Rodgers, WR 83 J.James, LB 84 L.Kendricks, LB 98 C.Odom, DT 99 R.Jean Francois, **DID NOT PLAY** — CB 7 B.Hundley, **INACTIVES** — CB 28 J.Hawkins, RB 33 A.Jones, CB 41 L.Pipkins, G 62 L.Patrick, T 75 B.Bulaga, DT 90 M.Adams, DT 91 O.Dal.

B.Walsh (33)(21)(41)

FIELD GOALS (made & missed)
M.Crosby (40)

(40)

VISITOR: Seattle Seahawks
HOME: Green Bay Packers

Qtr	Time	Play Description (Extra Point/Drive Info)	Int	PD	OT	Total
2	0:00	B.Walsh 33 yd. Field Goal (8-74, 0:55)	1	0	0	1
3	10:33	T.Montgomery 6 yd. run (M.Crosby kick) (1-6, 0:06)	0	0	0	1
3	4:20	B.Walsh 21 yd. Field Goal (11-71, 6:13)	0	0	0	2
3	0:17	J.Nelson 32 yd. pass from A.Rodgers (M.Crosby kick) (9-75, 4:03)	0	0	0	3
4	8:01	M.Crosby 40 yd. Field Goal (12-53, 5:37)	0	0	0	4
4	6:17	B.Walsh 41 yd. Field Goal (7-52, 1:44)	0	0	0	5

GREEN BAY DEFENSIVE STATISTICS (official)

UT	A	TEL	TI	SK	QBH	FE	FR	Int	PD	OT	Total
M.Daniels	7	2	3	9	1-5	2	1	0	0-0	0	0
O.Rollins	6	3	2	9	0-0	0	0	0-0	1	0	1
D.Randall	7	0	3	7	0-0	0	0	0-0	1	0	0
N.Perry	3	4	2	7	1-5	11	4	0	0-0	1	1
M.Burnett	3	2	0	5	0-0	0	0	0-0	3	0	0
B.Martinez	3	2	1	5	0-0	0	0	0-0	0	0	0
H.Clinton-Dix	4	0	4	0-0	0	0	0	0-0	1	0	1
K.Clark	1	3	0	4	0-0	1	0	0-0	1	0	0
Totals	40	19	10	59	3-23	8	1	1	0-0	10	10

RUSHING	Seattle Seahawks	Green Bay Packers
W.R. Wilson	2	40
C. Carlson	6	39
G. Poole	4	11
E. Lay	5	3
D. Baldwin	28	90
Total	45	183

PASSING	ATT	CMP	YDS	SKYD	TD	LG	INT	RT
A. Rodgers	27	14	158	3/23	0	34	0	69.7
Total	27	14	158	3/23	0	34	0	69.7

PASS RECEIVING	NO	YDS	AVG	LG	TD
D. Baldwin	4	63	15.8	34	0
P. Richardson	4	59	14.8	28	0
J. Nelson	3	8	2.7	6	0
G. Carlson	1	10	10.0	10	0
N. Vernet	1	10	10.0	10	0
L. Kendrick	1	8	8.0	8	0
Total	14	158	11.3	34	0

INTERCEPTIONS	NO	YDS	AVG	LG	TD
N. Jones	1	24	24.0	24	0
Total	1	24	24.0	24	0

PUNTING	NO	YDS	AVG	NET	TB	IN20	LG
J. Ryan	6	275	45.8	45.8	0	4	59
Total	6	275	45.8	45.8	0	4	59

PUNT RETURNS	NO	YDS	AVG	FC	LG	TD
T. Lockett	1	7	7.0	4	7	0
Returns	1	7	7.0	4	7	0

KICK RETURNS	NO	YDS	AVG	FC	LG	TD
T. Lockett	3	91	30.3	0	43	0
(tback)	1	0	0.0	0	0	0
Returns	3	91	30.3	0	43	0

FUMBLES	Fum	Lost	Rec	Yds	TD	FF	Rec	Yds	TD	Bbs
R. Wilson	1	1	0	0	0	0	0	0	0	0
Total	1	1	0	0	0	0	0	0	0	0

RUSHING	ATT	YDS	AVG	LG	TD
T. Montgomery	19	54	2.8	8	1
A. Rodgers	7	21	3.0	13	0
J. Williams	2	9	4.5	6	0
Total	28	84	3.0	13	1

PASSING	ATT	CMP	YDS	SKYD	TD	LG	INT	RT
A. Rodgers	42	28	311	4/25	1	321	1	86.5
Total	42	28	311	4/25	1	321	1	86.5

PASS RECEIVING	NO	YDS	AVG	LG	TD
R. Cobb	9	85	9.4	29	0
J. Nelson	7	39	5.6	13.3	0
T. Montgomery	4	39	9.8	20	1
D. Adams	3	47	15.7	21	0
M. Bennett	2	45	22.5	28	0
L. Kendrick	2	18	9.0	9	1
Total	28	311	11.1	321	1

INTERCEPTIONS	NO	YDS	AVG	LG	TD
Total	0	--	--	--	0

PUNTING	NO	YDS	AVG	NET	TB	IN20	LG
J. Vogel	5	219	43.8	42.4	0	1	57
Total	5	219	43.8	42.4	0	1	57

PUNT RETURNS	NO	YDS	AVG	FC	LG	TD
T. Davis	2	0	0.0	1	0	0
(downed)	2	0	0.0	1	0	0
Returns	2	0	0.0	1	0	0

KICK RETURNS	NO	YDS	AVG	FC	LG	TD
(tback)	3	0	0.0	0	0	0
Returns	0	0	0.0	0	0	0

FUMBLES	Fum	Lost	Rec	Yds	TD	FF	Rec	Yds	TD	Bbs
C. Linsley	1	0	0	-6	0	0	0	0	0	0
A. Rodgers	0	0	1	0	0	0	0	0	0	0
M. Daniels	0	0	0	0	0	1	0	0	0	0
K. Fackell	0	0	0	0	0	1	0	0	0	0
Total	1	0	1	-6	0	1	1	0	0	0

FGs - PATs had blocked	Seahawks	Packers
Net Punting Average	45.8	42.4
TOTAL RETURN YARDS (not inc. kickoffs)	31	2

TOTAL RETURN YARDS (not inc. kickoffs)	Seahawks	Packers
No. and Yards Punt Returns	1-7	2-0
No. and Yards Kickoff Returns	3-91	0-0
No. and Yards Interception Returns	1-24	0-0
TOTAL NET YARDS	225	370

TOTAL NET YARDS	Seahawks	Packers
Total Offensive Plays	48	74
Average gain per offensive play	4.7	5.0
NET YARDS RUSHING	90	84
Total Rushing Plays	18	30
Average gain per rushing play	5.0	2.8

NET YARDS PASSING	Seahawks	Packers
Tackles for a loss-number and yards	4-9	1-1
NET YARDS PASSING	135	286
Times thrown - Yards lost att. to pass	3-23	4-25

PASS ATT-COMP-INT	Seahawks	Packers
Gross yards passing	158	311
Average gain per pass play	27-14.0	42-28.1
KICKOFFS Number-in EZ-Touchbacks	3-3.3	4-2.1
Punts Number and Average	6-45.8	5-43.8
Had Blocked	0	0

EXTRA POINTS Made-Attempts	Seahawks	Packers
Kicking Made-Attempts	0-0	2-2
FIELD GOALS Made-Attempts	3-3	1-1
RED-ZONE EFFICIENCY	0-2-0%	1-1-100%
GOAL-TO-GO EFFICIENCY	0-1-0%	1-1-100%
SAFETIES	9	0
FINAL SCORE	17	9
TIME OF POSSESSION	20:47	39:13

In the first regular-season NFL game at \$1.5 billion Mercedes-Benz Stadium – and the first sporting event in which the facility's camera lens-like roof was open – the Falcons put on quite a show to mark the occasion.

the Packers (1-1) responded with a 75-yard drive of their own, capped by IV Montgomery's 1-yard TD run. But it was downhill from there for Rodgers and his offense, which was missing both of its starting tackles and lost receiver Jordy Nelson early on with a quadriceps injury. The Packers lost several more players during the game.

Ryan hit Mohamed Sanu with a 21-yard pass, setting up a 3-yard scoring pass to Coleman with 24 seconds remaining.

The Packers finally showed a bit of life with a couple of fourth-quarter touchdowns, including Rodgers' 300th career scoring pass.

Judge: John Jenkins (117); Side Judge: Laird Hayes (125); Back Judge: Gregory Wilson (119); Replay Official: Billy Smith

Green Bay Packers

Offense			Defense			Offense			Defense		
WR	87	J.Nelson	NT	97	K.Clark	WR	11	Ju.Jones	CB	34	B.Pool
LT	66	K.Murphy	DT	76	M.Daniels	LT	70	J.Matthews	DT	92	D.Poe
LG	68	L.Taylor	LOLB	52	C.Matthews	LG	67	A.Lenite	DT	97	G.Jarrett
C	63	C.Linsley	ILB	42	M.Burnett	C	51	A.Wick	DE	99	A.Clayton
RG	73	J.Evans	ILB	50	B.Martinez	RG	71	W.Schweitzer	LB	44	V.Basley
RT	64	J.McCraw	ROLB	53	N.Perry	RT	73	R.Schneider	LB	45	D.Jones
TE	80	M.Bennett	LCB	31	D.House	TE	81	A.Hooper	LB	59	D.Campbell
WR	18	R.Cobb	RCB	23	D.Randall	WR	12	M.Sanu	CB	23	R.Rford
WR	17	D.Adams	CB	24	O.Pollins	CB	08	M.Ryan	CB	21	D.Trutant
QB	12	A.Rodgers	SS	29	K.Brice	QB	24	D.Freeman	CB	37	R.Halen
QB	88	T.Montgomery	FS	21	H.Clinton-Dix	WR	18	T.Cabriel	S	22	K.Neal

GREEN BAY SUBSTITUTIONS — K 2 McGosby, P 8 J Vogel, WR 11 T Davis, CB 20 K, RB 22 A Ripkowski, S 25 M Evans, S 27 J Jones, CB 29 J Hawkins, RB 30 J Williams, RB 33 A Thomas, LB 47 J Ryan, LB 48 J Thomas, LB 51 K, FB 61 K, FB 62 L Patrick, WR 81 G Alston, TE 82 R Rodgers, WR 83 J Jans, TE 84 L Kendrick, DT 91 O Dial, DE 94 D Lowry, **DO NOT PLAY** — O 6 T B Hundley, G 77 A Pankey, LB 98 C, **INACTIVES** — RB 32 D Mays, CB 41 L Pipkins, LB 55 A Brooks, I 69 D Bakhtiani, I 75 B Butera, I 78 J Springs, DT 90 M Adams.

(28)

Visitor:	Green Bay Packers	1	2	3	4	OT	Total
HOME:	Atlanta Falcons	7	0	10	0	0	23
Team	Qtr	Time	Play Description (Extra Point/Drive Info)	Visitor	Home		
Falcons	1	9:51	D Freeman 1 yd. run (M.Bryant kick) (9-86, 5:09)	0	7		7
Falcons	1	3:43	T Montgomery 1 yd. run (M.Crosby kick) (11-75, 6:08)	0	14		14
Packers	2	11:10	D Freeman 2 yd. run (M.Bryant kick) (10-87, 4:12)	7	7		7
Falcons	2	3:21	M Bryant 51 yd. Field Goal (7-58, 3:53)	7	14		14
Falcons	2	0:19	T Coleman 3 yd. pass from M.Bryant (M.Bryant kick) (4-36, 0:28)	7	21		21
Falcons	3	14:04	T Coleman 15 yd. fumble return (M.Bryant kick)	7	31		31
Falcons	3	9:33	M Crosby 28 yd. Field Goal (11-65, 4:31)	10	10		10
Packers	3	4:19	M Bryant 53 yd. Field Goal (10-40, 5:14)	10	34		34
Falcons	4	12:42	D Adams 33 yd. pass from A.Rodgers (pass failed) (13-75, 6:37)	16	16		16
Packers	4	5:51	T Montgomery 1 yd. pass from A.Rodgers (M.Crosby kick) (8-85, 3:44)	23	34		34

SBK OBH EE EB Int PD

[illegible][illegible]

GREEN BAY 35, CHICAGO 14

Lambeau Field, Thursday, Sept. 28, 2017. Attendance: 78,362. Time: 3:52. Weather: 66° F, Humidity: 62 percent, Wind: SW 5 mph

GREEN BAY, Wis. — The Green Bay Packers keep finding ways to win despite more key injuries. The Chicago Bears never recovered from a miserable start by quarterback Mike Glennon.

Aaron Rodgers threw four touchdown passes, and the injury-riddled Packers converted three turnovers into scores in an eventful 35-14 victory over the Chicago Bears on Thursday night.

Rodgers connected with Davante Adams and Randall Cobb on short touchdown passes to help build a 21-0 lead in the second quarter of a game delayed 45 minutes by lightning between the first two quarters. The Packers overpowered the Bears down the stretch to slog out a win as intermittent rain fell at Lambeau Field.

The Packers (3-1) lost two more key players to injuries. Adams left the field on a stretcher after getting hit in the head during a tackle by Danny Treathan in the third quarter. Running back Ty Montgomery was knocked out in the first quarter with a chest injury.

But the Packers capitalized on an awful start by Glennon, who accounted for four turnovers. He tumbled on his first snap on a strip sack by Clay Matthews. Rodgers hit Cobb for a 2-yard touchdown pass three plays later for a 7-0 lead.

Glennon fumbled on his next series, too, but the Packers couldn't score on that drive. It was only a matter of time because the mistakes kept mounting.

Glennon threw his second interception with 2:54 left in the third quarter. Six plays later, receiver Jordy Nelson caught his second touchdown pass, an 8-yarder from Rodgers, to make it a 28-point lead.

Rodgers was 18 of 26 for 179 yards. He picked apart the Bears (1-3) on short, quick passes, a game plan in part necessitated by a patchwork offensive line. The Packers played without starting backs David Bakhtiari and Bryan Bulaga, and their three backup backs are already on injured reserve.

The injury to Adams cast a pall late in the third quarter. The game was delayed for about five minutes while medical personnel tended to the receiver, who gave a thumbs-up signal as he was wheeled off the field. The Packers said Adams was conscious and taken to a hospital for evaluation for possible head and neck injuries, and that he had feeling in all of his extremities.

Both the Packers and Bears were coming off overtime wins Sunday. Glennon finished 21 of 33 for 216 yards and one touchdown.

The Packers are 95-94-6 against the Bears, their first lead in the series since 1933. It's the oldest rivalry in football, dating to 1923. Matthews' sack on Glennon in the first quarter was the 75th of his career, breaking the franchise record (since 1982) held by Kaberé Gbaja-Madame.

Packers rookie Aaron Jones, a fifth-round draft pick, had a team-high 49 yards on 13 carries and a 2-yard touchdown run in the second quarter. He was the only active running back left on the roster with Montgomery and backup Jamaal Williams (knee) both knocked out of the game.

OFFICIALS — Referee: John Hussey (35); Umpire: Tony Munchak (115); Down Judge: Ed Walker (123); Line Judge: Don Martinucci (107); Field Judge: Jimmy Buchanan (68); Side Judge: Allen Baynes (66); Back Judge: Keith Ferguson (61); Replay Official: Mike Wimmer

STARTING LINEUPS

Chicago Bears

Offense

WR	13 K.Wright	DE	96 A.Hicks
TE	88 D.Sims	NT	91 E.Goldman
RT	70 B.Masse	OLB	97 W.Young
RG	75 K.Long	ILB	52 C.Jones
C	65 C.Whitehair	ILB	59 D.Trevathan
LG	71 J.Strom	OLB	94 L.Royd
LT	72 C.Leno	CB	37 B.Calahan
TE	86 Z.Miller	S	38 A.Amos
QB	8 M.Glennon	S	39 E.Amos
RB	15 J.Bellamy	CB	31 M.Cooper
RB	24 J.Howard	CB	23 K.Hiller

Defense

WR	87 J.Nelson	DE	94 D.Lowry
LT	65 L.Taylor	DE	97 K.Clark
LG	62 L.Patrick	DT	91 D.Dial
C	63 C.Linsley	LOLB	52 C.Matthews
RG	47 J.Ryan	ILB	47 J.Ryan
RT	60 M.Bennett	ILB	50 B.Martinez
TE	80 M.Bennett	ROLB	55 A.Brooks
WR	18 R.Cobb	LCB	23 D.Randall
WR	17 D.Adams	SS	40 K.King
CB	12 A.Rodgers	SS	42 M.Burnett
CB	88 T.Montgomery	FS	21 H.Clinton-Dix

Green Bay Packers

Offense

WR	87 J.Nelson	DE	94 D.Lowry
LT	65 L.Taylor	DE	97 K.Clark
LG	62 L.Patrick	DT	91 D.Dial
C	63 C.Linsley	LOLB	52 C.Matthews
RG	47 J.Ryan	ILB	47 J.Ryan
RT	60 M.Bennett	ILB	50 B.Martinez
TE	80 M.Bennett	ROLB	55 A.Brooks
WR	18 R.Cobb	LCB	23 D.Randall
WR	17 D.Adams	SS	40 K.King
CB	12 A.Rodgers	SS	42 M.Burnett
CB	88 T.Montgomery	FS	21 H.Clinton-Dix

Defense

WR	87 J.Nelson	DE	94 D.Lowry
LT	65 L.Taylor	DE	97 K.Clark
LG	62 L.Patrick	DT	91 D.Dial
C	63 C.Linsley	LOLB	52 C.Matthews
RG	47 J.Ryan	ILB	47 J.Ryan
RT	60 M.Bennett	ILB	50 B.Martinez
TE	80 M.Bennett	ROLB	55 A.Brooks
WR	18 R.Cobb	LCB	23 D.Randall
WR	17 D.Adams	SS	40 K.King
CB	12 A.Rodgers	SS	42 M.Burnett
CB	88 T.Montgomery	FS	21 H.Clinton-Dix

GREEN BAY SUBSTITUTIONS — K 2 M.Crosby, OB 7 B.Hendley, P 8 J.Vogel, WR 11 T.Davis, RB 22 A.Ripkowski, CB 24 O.Rollins, S 25 M.Evans, S 27 J.Jones, CB 28 J.Hawkins, S 29 K.Brice, RB 30 J.Williams, RB 33 J.Jones, LB 48 J.Thomas, LB 51 K.Rackell, LB 53 N.Perry, LS 59 T.Peper, WR 81 G.Allison, TE 82 R.Rodgers, WR 83 J.Jones, TE 84 L.Kendricks, LB 98 C.Odom, DT 99 R.Jean Francois, **DID NOT PLAY** — T 74 U.John, GT 77 A.Pankey, **INACTIVES** — CB 31 D.House, RB 32 D.Mays, CB 41 L.Pipkins, T 69 D.Bakhtiari, T 75 B.Bulaga, DT 76 M.Daniels, DT 90 M.Adams.

FIELD GOALS (made () & missed)

C.Barth 47WR

Chicago Bears	1	2	3	4	OT	Total
Green Bay Packers	0	7	7	7	0	14

Qtr	Time	Play Description (Extra Point/Drive Info)	UT	A	TEL	TI	Sck	QBH	FE	FR	Int	PD	Home	Visitor	OT	Total
1	9:49	D.Adams 5 yd. pass from A.Rodgers (M.Crosby kick) (10-75, 5:11)	3	0	1	3	1-13	2	1	0	0	0	0	0	0	0
1	8:56	R.Cobb 2 yd. pass from A.Rodgers (M.Crosby kick) (3-3, 0:45)	0	0	0	0	0-0	0	0	0	0	0	0	0	0	0
1	4:48	A.Jones 2 yd. run (M.Crosby kick) (2-60, 0:40)	0	0	0	0	0-0	0	0	0	0	0	0	0	0	0
2	0:08	K.Wright 5 yd. pass from M.Glennon (C.Barth kick) (7-72, 1:33)	0	0	0	0	0-0	0	0	0	0	0	0	0	0	0
2	4:09	J.Nelson 4 yd. pass from A.Rodgers (M.Crosby kick) (13-63, 7:43)	0	0	0	0	0-0	0	0	0	0	0	0	0	0	0
4	14:54	J.Nelson 8 yd. pass from A.Rodgers (M.Crosby kick) (6-42, 2:51)	0	0	0	0	0-0	0	0	0	0	0	0	0	0	0
4	6:01	J.Howard 3 yd. run (C.Barth kick) (15-75, 8:53)	0	0	0	0	0-0	0	0	0	0	0	0	0	0	0

GREEN BAY DEFENSIVE STATISTICS (official)

UT	A	TEL	TI	Sck	QBH	FE	FR	Int	PD	Home	Visitor	OT	Total
9	1	10	0	1	0	0	0	0	0	0	0	0	0
M.Burnett	0	1	8	0	0	0	1	3	1	0	0	0	0
H.Clinton-Dix	5	3	0	1	0	0	1	0	0	0	0	0	0
B.Martinez	5	2	0	7	0	0	0	0	0	0	0	0	0
J.Hawkins	5	2	0	7	0	0	0	0	0	0	0	0	0
J.Jones	5	0	1	5	0	0	0	0	0	0	0	0	0
D.Randall	5	0	1	5	0	0	0	0	0	0	0	0	0
O.Dial	4	1	0	5	0	0	0	0	0	0	0	0	0
J.Ryan	2	3	0	5	0	0	1	0	1	0	0	0	0
K.Brice	3	1	0	4	0	0	0	0	1	1	1	1	1
N.Perry	3	1	0	4	0	0	1	0	0	0	0	0	0
Totals	57	16	5	73	1-13	7	1	2	2-14	8			

Chicago Bears	ATT	CMP	YDS	SKYD	TD	LG	IN	RT
J.Howard	18	53	29	16	1	0	0	0
B.Gilman	5	26	5.2	12	0	0	0	0
T.Cohen	6	24	4.0	7	0	0	0	0
M.Glennon	1	0	0.0	0	0	0	0	0
Total	30	103	3.4	16	1			

PASSING	ATT	CMP	YDS	SKYD	TD	LG	IN	RT
M.Glennon	33	21	218	1/13	1	29	2	67.5
Total	33	21	218	1/13	1	29	2	67.5

PASS RECEIVING	NO	YDS	AVG	LG	TD
D.Thompson	5	44	8.8	15	0
K.Wright	4	51	12.8	22	1
J.Bellamy	4	24	6.0	8	0
T.Cohen	3	36	12.0	15	0
Z.Miller	2	45	22.5	29	0
J.Howard	2	10	5.0	7	0
D.Sims	2	8	4.0	8	0
Total	21	218	10.4	29	1

INTERCEPTIONS	NO	YDS	AVG	LG	TD
Total	0	0	0.0	0	0

PUNTING	NO	YDS	AVG	NET	TB	IN20	LG
P.O'Donnell	3	147	49.0	47.3	0	2	59
Total	3	147	49.0	47.3	0	2	59

PUNT RETURNS	NO	YDS	AVG	FC	LG	TD
T.Cohen	2	7	3.5	0	9	0
(downed)	1	0	0.0	0	0	0
(out of bounds)	2	0	0.0	0	0	0
Returns	2	7	3.5	0	9	0

KICK RETURNS	NO	YDS	AVG	FC	LG	TD
D.Thompson	1	27	27.0	0	27	0
B.Cunningham	1	25	25.0	0	25	0
(back)	4	0	0.0	0	0	0
Returns	2	52	26.0	0	27	0

FUMBLES	FumLost	Rec	Yds	TD	FF	Rec	Yds	TDBds
M.Glennon	2	0	0	0	0	0	0	0
Total	2	0	0	0	0	0	0	0

Green Bay Packers	ATT	CMP	YDS	SKYD	TD	LG	IN	RT
A.Jones	13	28	3.8	11	1	0	0	0
T.Montgomery	5	49	5.6	11	0	0	0	0
J.Williams	4	11	2.8	4	0	0	0	0
A.Ripkowski	1	4	4.0	4	0	0	0	0
A.Rodgers	1	1	-1.0	-1	0	1		
Total	24	91	3.8	11	1			

PASSING	ATT	CMP	YDS	SKYD	TD	LG	IN	RT
A.Rodgers	26	18	179	2/10	4	58	0	128.0
B.Hendley	1	1	0	0/0	0	0	0	79.2
Total	27	19	179	2/10	4	58	0	127.9

PASS RECEIVING	NO	YDS	AVG	LG	TD
M.Bennett	6	39	6.5	28	0
J.Nelson	4	44	11.0	28	1
R.Cobb	4	75	18.8	38	2
D.Adams	2	13	6.5	8	1
A.Ripkowski	2	6	3.0	6	0
J.Williams	1	2	2.0	2	0
L.Kendricks	1	0	0.0	0	0
Total	19	179	9.4	58	4

INTERCEPTIONS	NO	YDS	AVG	LG	TD
K.Brice	1	11	1.0	11	0
H.Clinton-Dix	1	3	3.0	3	0
Total	2	14	7.0	11	0

PUNTING	NO	YDS	AVG	NET	TB	IN20	LG
J.Vogel	5	238	47.6	46.2	0	1	62
Total	5	238	47.6	46.2	0	1	62

PUNT RETURNS	NO	YDS	AVG	FC	LG	TD
T.Davis	1	5	5.0	2	5	0
Returns	1	5	5.0	2	5	0

KICK RETURNS	NO	YDS	AVG	FC	LG	TD
(back)	3	0	0.0	0	0	0
Returns	3	0	0.0	0	0	0

FUMBLES	FumLost	Rec	Yds	TD	FF	Rec	Yds	TDBds
C.Matthews	0	0	0	0	1	0	0	0
B.Martinez	0	0	0	0	1	0	0	0
J.Ryan	0	0	0	0	1	0	0	0
Total	0	0	0	0	1	2	0	0

FGs - PATs had blocked 0-0

Net Punting Average 47.3

TOTAL RETURN YARDS (not inc. kickoffs) 19

No. and Yards Punt Returns 2-7

No. and Yards Kickoff Returns 0-0

No. and Yards Interception Returns 2-14

PENALTIES Number and Yards 8-62

FUMBLES Number and Lost 2-2

TOUCHDOWNS 2

Rushing 1

Passing 4

EXTRA POINTS Made-Attempts 2-2

Kicking Made-Attempts 0-1

FIELD GOALS Made-Attempts 0-0

RED-ZONE EFFICIENCY 2-2-100% 5-5-100%

GOAL-TO-GO EFFICIENCY 1-1-100% 4-4-100%

SAFETIES 0

FINAL SCORE 14

TIME OF POSSESSION 31:51

28:09

Visitor	Home	Visitor	Home
Bears	Packers	Bears	Packers
20	17	20	17
TOTAL FIRST DOWNS	17	17	17
By Rushing	7	5	5
By Passing	11	9	9
By Penalty	1	3	3
THIRD-DOWN EFFICIENCY	5-12-42%	7-14-50%	5-12-42%
FOURTH-DOWN EFFICIENCY	2-2-100%	1-1-100%	2-2-100%
TOTAL NET YARDS	308	260	308
Total Offensive Plays	64	53	64
Average gain per offensive play	4.8	4.9	4.8
NET YARDS RUSHING	103	91	103
Total Rushing Plays	30	24	30
Average gain per rushing play	3.4	3.8	3.4
Tackles for a loss-number and yards	4-8	0-0	4-8
NET YARDS PASSING	205	169	205
Times thrown - yards lost att. to pass	1-13	2-10	1-13
Gross yards passing	218	179	218
PASS ATT-COMP-INT	33-21-2	27-19-0	33-21-2
Average gain per pass play	6.0	5.8	6.0
KICKOFFS Number-In EZ-Touchbacks	3-3-3	6-5-4	3-3-3
PUNTS Number and Average	3-49.0	5-47.6	3-49.0
Had Blocked	0	0	0



2017 UPDATED BIOGRAPHIES

THROUGH WEEK 4

17 Davante Adams, WR, 4th Year, Fresno State

- Posted career highs for receptions (75), receiving yards (997) and receiving TDs (12) last season, finishing tied for No. 2 in the NFL in TD catches behind teammate Jordy Nelson (14).
- Registered at least one TD catch in nine games last season, tied for No. 2 in the league behind Nelson (11), and recorded a career-high four 100-yard receiving games and a career-best 10 catches of 25-plus yards.
- Had 13 catches in Week 7 vs. Chicago and 12 receptions in Week 8 at Atlanta last season, becoming the first player in team history to register 12-plus catches in back-to-back games.
- Posted 163 receptions from 2014-16, the fourth most in franchise history by a player in his first three NFL seasons behind WRs Sterling Sharpe (212), Greg Jennings (178) and James Lofton (171).

2017 SEASON: Has started all four games and has 219 receiving yards (team high) and two TDs on 16 catches (13.7 avg.).

► **Vs. Seattle (Sept. 10):** Started and played 67 snaps, finishing with three receptions for 47 yards (15.7 avg.), with all three of his receptions picking up first downs...Late in the second quarter, came across the field to make a 21-yard reception near the sideline in front of S Kam Chancellor at the Seattle 46 to convert a third-and-17.

► **At Atlanta (Sept. 17):** Started and played 71 of 76 snaps, pacing the team with eight catches for a team-high 99 yards (12.4 avg.) and a TD... Five of his eight receptions went for first downs...Early in the fourth quarter, beat CB Robert Alford down the left sideline for a 33-yard TD grab on fourth-and-7, clipping the pylon with his left foot as he kept both feet in bounds for the score...Later in the quarter, beat CB C.J. Goodwin on a slant for a 17-yard pickup to the Atlanta 1, setting up Rodgers' 1-yard TD pass to RB Ty Montgomery on the next play.

► **Vs. Cincinnati (Sept. 24):** Started and played 67 of 70 snaps, finishing with three receptions for 60 yards (20.0 avg.)...Early in the second quarter, got past CB William Jackson to make a catch near the sideline on a flea-flicker, eluding a tackle attempt by Jackson as he took it down the field for a 41-yard gain to the Cincinnati 34.

► **Vs. Chicago (Sept. 28):** Started and played 40 snaps, catching two passes for 13 yards (6.5 avg.) and a TD before sustaining a head injury on a third-quarter reception when he took a helmet-to-helmet hit from LB Danny Trevathan, one that resulted in a two-game suspension for Trevathan...On the opening drive of the game, caught a quick pass from Rodgers and barreled through a tackle attempt by DB Marcus Cooper Sr. near the goal line for a 5-yard TD.

90 Montravius Adams, DT, Rookie, Auburn

- Earned first-team All-Southeastern Conference honors from *The Associated Press* as a senior in 2016 after recording 44 tackles (26 solo), 8½ tackles for a loss, 4½ sacks, a forced fumble, two fumble recoveries (one for a TD) and an interception.
- Was named second-team All-America by *AP*, the American Football Coaches Association and CBS Sports in 2016. Also was a semifinalist for the Rotary Lombardi Award.
- Earned third-team All-SEC honors from *AP* as a junior in 2015 after posting 44 tackles (16 solo), three tackles for a loss, two sacks and two forced fumbles.

2017 SEASON: Has played in one game, seeing limited action on defense.

► **Vs. Seattle (Sept. 10):** Inactive (foot).

► **At Atlanta (Sept. 17):** Inactive (foot).

► **Vs. Cincinnati (Sept. 24):** Made his NFL debut, appearing on four plays on defense.

► **Vs. Chicago (Sept. 28):** Inactive (healthy scratch).

81 Geronimo Allison, WR, 2nd Year, Illinois

- Played in 10 games with two starts as a rookie in 2016, posting 12 catches for 202 yards (16.8 avg.) and two TDs.
- Started as the third WR in Weeks 16-17 last season and registered eight receptions for 157 yards (19.6 avg.) and a TD in those two games, with all eight of his catches going for first downs.

2017 SEASON: Has played in three games and has nine receptions for 146 yards (16.2 avg.).

► **Vs. Seattle (Sept. 10):** Was on reserve/suspended.

► **At Atlanta (Sept. 17):** Saw significant time in his season debut, appearing on 61 of 76 plays and posting three catches for 24 yards (8.0 avg.)...All three of his receptions went for first downs, giving him 11 consecutive catches resulting in first downs dating back to last season.

► **Vs. Cincinnati (Sept. 24):** Led the team with a career-high 122 receiving yards on six catches (20.3 avg.), highlighted by his career-long 72-yard grab in overtime that set up K Mason Crosby's game-winning 27-yard FG...On Green Bay's opening drive of OT, got past CB Adam Jones down the sideline on third down, making the catch from Rodgers near the Cincinnati 45 and then making S George Iloka miss on a tackle attempt as he zig-zagged down the sideline to elude Jones for a 72-yard gain to the Cincinnati 7.

► **Vs. Chicago (Sept. 28):** Played 16 snaps, but did not have any receptions.

69 David Bakhtiari, T, 5th Year, Colorado

- Was selected to his first career Pro Bowl in 2016, having initially been named a first alternate before being selected as an injury replacement for Eagles T Jason Peters.

• Earned second-team All-Pro honors from *The Associated Press* last season, the first Green Bay tackle to receive All-Pro recognition from *AP* since Forrest Gregg (first-team selection) in 1967.

• Started all 62 games he played in at left tackle for the Packers in his first four seasons in the league, the most on Green Bay's offensive line over that span (2013-16).

• In 2013, became the first rookie to start every game at LT for Green Bay since the league went to a 16-game schedule in 1978.

2017 SEASON: Has started at LT in the one game he appeared in.

► **Vs. Seattle (Sept. 10):** Started at LT and played all 82 snaps, helping the offense rack up 26 first downs, the top mark by the Packers in a season opener since 2002 (29 vs. Atlanta), and a 39:13 time of possession, the best mark by Green Bay since Week 7 last season vs. Chicago (39:36)... Helped protect QB Aaron Rodgers as he threw for 311 yards and a TD on 28-of-42 passing.

► **At Atlanta (Sept. 17):** Inactive due to a hamstring injury he sustained in the fourth quarter vs. Seattle in Week 1.

► **Vs. Cincinnati (Sept. 24):** Inactive (hamstring).

► **Vs. Chicago (Sept. 28):** Inactive (hamstring).

80 Martellus Bennett, TE, 10th Year, Texas A&M

- Has posted 50-plus receptions in each of the last five seasons (2012-16), one of only three tight ends in the league (Greg Olsen, Jason Witten) to do so over that span.

• Among tight ends, ranks No. 4 in the NFL in catches (335), No. 6 in receiving yards (3,582) and tied for No. 7 in TD catches (26) since 2012.

• Has played in all 16 games in four of the last five seasons and in six of his nine seasons in the league.

• Posted a career-high three 100-yard receiving games last season with the Patriots, tied for No. 2 in the NFL among TEs, and a career-best seven TD catches, tied for No. 3 in the league among TEs.

• Registered a career-high 90 receptions with the Chicago Bears in 2014, the most among NFL tight ends that season, on his way to earning Pro Bowl recognition. The reception total set a single-season franchise record for TEs and his yardage total ranks No. 2 among TEs in team history.

2017 SEASON: Has started all four games and has 17 receptions for 141 yards (8.3 avg.).

► **Vs. Seattle (Sept. 10):** Started and played 67 snaps, posting three receptions for 43 yards (14.3 avg.), highlighted by his 26-yard grab late in the fourth quarter that clinched the victory...Caught a pass in the flat from QB Aaron Rodgers and took it down the sideline to the Seattle 24 for a first down, staying in bounds as the clock wound down to the two-minute warning with the Seahawks out of timeouts.

► **At Atlanta (Sept. 17):** Started and played 62 of 76 snaps, posting

five receptions for 47 yards (9.4 avg.), with all of his catches coming in the second half.

►**Vs. Cincinnati (Sept. 24):** Started and played 67 of 70 snaps, recording three catches for 12 yards (4.0 avg.), including a 6-yard grab that picked up a first down on Green Bay's final drive of regulation that tied the game at 24.

►**Vs. Chicago (Sept. 28):** Started and appeared on 43 of 55 offensive plays, leading the team with a season-high six catches for 39 yards (6.5 avg.)...On Green Bay's opening drive, caught a pass over the middle of the field on third down from Rodgers and took it down the sideline for a 26-yard gain to the Chicago 5, setting up Rodgers' 5-yard TD pass to WR Davante Adams two plays later.

29 Kentrell Brice, S, 2nd Year, Louisiana Tech

• Was one of five rookie free agents to make Green Bay's Week 1 roster and joined S Marwin Evans as the only rookie free agents to play in all 16 regular-season games and three postseason contests for the Packers in 2016.

• Appeared in all 16 games with one start in 2016, recording 15 tackles (all solo), a pass defended and a fumble recovery.

• Ranked No. 4 on the team with eight special teams tackles during the regular season and No. 3 on the team with three tackles on special teams in the playoffs.

2017 SEASON: Has played in three games with one start and has registered 10 tackles (nine solo), an interception, two passes defended and a QB pressure.

►**Vs. Seattle (Sept. 10):** Appeared on 47 of 49 plays on defense, posting two tackles (both solo), a pass defended and a QB pressure...Helped limit QB Russell Wilson to a 69.7 passer rating as he completed just 14 of 27 passes for 158 yards with no TDs...Also played 15 snaps on special teams and posted a tackle.

►**At Atlanta (Sept. 17):** Started at SS with S Morgan Burnett opening the game at ILB, but was limited to just 21 snaps after sustaining a groin injury in the second quarter...Posted four tackles (all solo).

►**Vs. Cincinnati (Sept. 24):** Inactive (groin).

►**Vs. Chicago (Sept. 28):** Appeared on 45 defensive plays and registered four tackles (three solo) and his first career interception...Late in the third quarter, picked off a QB Mike Glennon pass that sailed over the head of WR Deonte Thompson, making the INT at the Green Bay 47 and returning it 11 yards.

55 Ahmad Brooks, LB, 11th Year, Virginia

• Was one of only five players in the NFL to register five-plus sacks each of the last eight seasons (2009-16). Was selected to the Pro Bowl in 2013 and was twice named second-team All-Pro by *The Associated Press* (2012-13).

• Registered 51.5 sacks as a member of the 49ers (2008-16), the second most by a linebacker in franchise history behind only Charles Haley (66.5).

• Played in 133 regular-season games with 99 starts from 2006-16, registering 493 tackles (345 solo), 53.5 sacks, 12 forced fumbles, three fumble recoveries, 30 passes defended and three interceptions, one of which he returned for a touchdown.

• Originally entered the NFL with Cincinnati after being selected in the third round of the 2006 NFL Supplemental Draft by the Bengals.

2017 SEASON: Has played in three games with two starts and has registered three tackles (all solo), a sack, two tackles for a loss, three QB pressures and two QB hits.

►**Vs. Seattle (Sept. 10):** Appeared on six snaps on defense and one on special teams before sustaining a concussion in the second quarter that would sideline him for the remainder of the game.

►**At Atlanta (Sept. 17):** Inactive (concussion).

►**Vs. Cincinnati (Sept. 24):** Started at LOLB with LB Nick Perry sidelined (hand)...Midway through the third quarter, blew by T Jake Fisher to bring down QB Andy Dalton for a 7-yard loss on third down, his first sack in a Green Bay uniform...Early in the fourth quarter, chased down Dalton and forced an intentional-grounding penalty on third down...Finished with two tackles (both solo), two QB pressures and two QB hits.

►**Vs. Chicago (Sept. 28):** Started at ROLB and played 37 snaps,

finishing with a solo tackle and two QB pressures...Midway through the first quarter, shed a block from TE Adam Shaheen to wrap up RB Jordan Howard for a 4-yard loss on a run to the left.

75 Bryan Bulaga, T, 8th Year, Iowa

• Started a career-high 16 games at RT last season and helped the offense rank in the top 10 in the NFL in several categories, including points per game (No. 4, 27.0), yards per game (No. 8, 368.8) and first downs (No. 7, 349).

• Opened all 12 games he appeared in at RT in 2015, blocking for RBs Eddie Lacy (758) and James Starks (601), the first Green Bay duo since 1985 to both rush for 600-plus yards in the same season.

• Started 15 contests in 2014, helping the offense rank No. 1 in the league in scoring (30.4 ppg) and No. 9 in the NFL in sacks allowed with 30, the fewest given up by Green Bay in a season since '07.

• Opened the final 12 games of 2010 and the entire postseason at RT after taking over for injured veteran Mark Tauscher (shoulder), the most regular-season starts by a Packers rookie tackle since Tauscher's 14 in 2000, and was named to the *Pro Football Weekly*/PFWA All-Rookie team.

2017 SEASON: Has started at RT in the one game he has appeared in.

►**Vs. Seattle (Sept. 10):** Inactive (ankle).

►**At Atlanta (Sept. 17):** Inactive (ankle).

►**Vs. Cincinnati (Sept. 24):** Started and played 47 snaps before reinjuring his ankle and leaving the game in the fourth quarter...Protected Rodgers as he posted his franchise-record fifth consecutive 300-yard passing game with 313 yards and three TDs with one INT on 28-of-42 passing for a 102.6 passer rating.

►**Vs. Chicago (Sept. 28):** Inactive (ankle).

42 Morgan Burnett, S, 8th Year, Georgia Tech

• Has started 101 games (including playoffs) since the start of 2011.

• Has recorded 90-plus tackles in five of the past six seasons, falling short of that mark in 2015 when he missed five games due to a calf injury.

• Set a career high with three sacks in 2016 (No. 2 in the NFL among safeties, Giants S Landon Collins, four). Ranks No. 3 among Green Bay safeties (since 1982) in career sacks (7.5), according to STATS, trailing LeRoy Butler (20.5) and Mark Murphy (11.0).

• Recorded his fourth straight 100-tackle season in 2014 with a team-high 125 tackles (99 solo). Was the only Packer to surpass 100 tackles each season from 2011-14.

2017 SEASON: Has started all four games, opening two at SS, one at inside LB and one at slot corner, and has posted 22 tackles (18 solo) and four passes defended (No. 1 on the team).

►**Vs. Seattle (Sept. 10):** Started at SS and played all 49 snaps, seeing significant time at ILB, and recorded five tackles (three solo) and three passes defended, matching his career high (four previous times)...With the Packers leading, 17-6, in the fourth quarter, got his right hand in to deflect QB Russell Wilson's pass over the middle intended for TE Jimmy Graham on third down, forcing Seattle to settle for a FG...Helped limit Wilson to a 69.7 passer rating as he completed just 14 of 27 passes for 158 yards with no TDs.

►**At Atlanta (Sept. 17):** Started at ILB with the defense opening in its "Nitro" package, and was one of two players (S Ha Ha Clinton-Dix) to play all 58 snaps...Registered four tackles (all solo) and a pass defended...Late in the first half, got his right hand in to break up a QB Matt Ryan pass intended for WR Julio Jones near the marker on third-and-9, forcing the Falcons to punt.

►**Vs. Cincinnati (Sept. 24):** Started as the slot CB and played all 61 snaps, finishing with three tackles (two solo), including a tackle for a loss...On a third-and-1 late in the fourth quarter with the Bengals leading, 21-17, tackled QB Andy Dalton for a 1-yard loss after RB Joe Mixon slipped in the backfield, forcing the Bengals to settle for a FG and keep the Packers within one score.

►**Vs. Chicago (Sept. 28):** Started at SS and was the lone defensive player to appear on all 65 snaps...Led the team with 10 tackles (nine solo) and added a QB hit...Late in the second quarter, came up to bring down RB Jordan Howard for a 2-yard loss on a run to the left.

97 Kenny Clark, DT, 2nd Year, UCLA

- Played in all 16 games with two starts as a rookie in 2016 and registered 33 tackles (14 solo), two tackles for a loss, four QB pressures, three QB hits, two fumble recoveries and two passes defended.
- Became the youngest player to appear in a season opener for the Packers since Arnie Herber (20 years old) in 1930.
- Appeared in all three postseason contests and recorded nine tackles (five solo), including a tackle for a loss, a team-high five QB pressures and a QB hit.

2017 SEASON: Has started all four games and has posted 16 tackles (seven solo), two tackles for a loss, two QB hits, two QB pressures and a pass defended...Leads the Green Bay defensive line in tackles.

►**Vs. Seattle (Sept. 10):** Started and played 37 snaps, recording four tackles (one solo), a QB hit and a pass defended...On Seattle's second series, got his left hand up to bat down a QB Russell Wilson pass on third down to force a three-and-out.

►**At Atlanta (Sept. 17):** Started and played 47 of 58 snaps, finishing with three tackles (two solo) and a QB pressure.

►**Vs. Cincinnati (Sept. 24):** Started and appeared on 43 of 61 snaps, finishing with six tackles (three solo), including two tackles for a loss...Early in the third quarter, fought off a block from T Cedric Ogbuehi to bring down RB Joe Mixon for a 1-yard loss on a run.

►**Vs. Chicago (Sept. 28):** Started and played 46 of 65 snaps, recording three tackles (one solo) a QB pressure and a QB hit.

21 Ha Ha Clinton-Dix, S, 4th Year, Alabama

- Was named to his first career Pro Bowl and earned second-team All-Pro recognition from *The Associated Press* and All-NFC honors from the PFWA in 2016 after leading the team with a career-high five interceptions (tied for No. 5 in the NFL and No. 2 among safeties).
- Set a career high with a team-leading 117 tackles (97 solo) in 2015. Also recorded a career-best three sacks, the most by a Green Bay safety in a season since Mark Roman had 3½ in 2004.
- Played in all 16 games in 2014, starting the final 10 (nine at FS, one at SS). It was the most starts by a Green Bay rookie safety since Nick Collins opened all 16 in 2005.
- Ranked No. 2 on the team in tackles with 95 (73 solo) and was named to the PFWA's All-Rookie team.

2017 SEASON: Has started all four games and has recorded 21 tackles (20 solo), an interception and two passes defended.

►**Vs. Seattle (Sept. 10):** Started at FS and played all 49 snaps, finishing with four tackles (all solo) and a pass defended...Drilled WR Amara Darboh near the pylon to break up a pass from QB Russell Wilson midway through the fourth quarter...Helped limit Wilson to a 69.7 passer rating as he completed just 14 of 27 passes for 158 yards with no TDs.

►**At Atlanta (Sept. 17):** Started at FS and played all 58 snaps, joining S Morgan Burnett as the only players on Green Bay's defense to do so...Posted a team-high six tackles (five solo).

►**Vs. Cincinnati (Sept. 24):** Started at FS and appeared on all 61 snaps, recording three tackles (all solo).

►**Vs. Chicago (Sept. 28):** Started at FS and played 60 of 65 snaps, finishing with eight tackles (all solo), a tackle for a loss and an interception...In the second quarter, posted his first interception of the season when he picked off a QB Mike Glennon pass that sailed over the head of WR Markus Wheaton, making the INT at the Green Bay 37 and returning it 3 yards...On the opening play of the second half, fought off a block from WR Joshua Bellamy to get into the backfield and bring down RB Jordan Howard for a 1-yard loss.

18 Randall Cobb, WR, 7th Year, Kentucky

- Caught 230 passes for 2,726 yards (11.9 avg.) and 22 TDs over the past three seasons (2014-16), one of only seven players in the NFL with 225-plus receptions, 2,500-plus receiving yards and 22-plus TD catches since 2014.
- Ranks No. 9 in franchise history in receptions (385), No. 13 in receiving yards (4,677) and No. 13 in TD catches (36).
- Started all 16 games in 2014 and posted career highs in catches (91), receiving yards (1,287) and receiving TDs (12) on the way to earning his

first career Pro Bowl selection (injury replacement for WR Dez Bryant).

- Set a franchise single-season record with a league-high 2,342 combined net yards in 2012, topping the previous team mark of 2,250 yards by RB Ahman Green in 2003.

- With 954 receiving yards and 964 kickoff return yards in 2012, is the only player in NFL history to post 900-plus yards in each category in the same season.

2017 SEASON: Has started all three games he has appeared in and has a team-high 19 receptions for 189 yards (9.9 avg.)...Also has one carry for 10 yards.

►**Vs. Seattle (Sept. 10):** Started and played 63 snaps, leading the offense with nine receptions for 85 yards (9.4 avg.)...Posted a 29-yard reception in the first quarter on a third-and-2, coming out of the slot and across the field to make the short catch and take it to the Seattle 32.

►**At Atlanta (Sept. 17):** Started and played 54 snaps, departing the game in the fourth quarter due to a shoulder injury...Posted six receptions for 60 yards (10.0 avg.), including an 18-yard grab early in the third quarter when he caught a quick pass in the flat and made CB Brian Poole and LB Deion Jones miss as he picked up extra yardage...Added a 10-yard run on Green Bay's opening series, picking up a third-and-4 on an end-around to keep the TD drive alive.

►**Vs. Cincinnati (Sept. 24):** Inactive (chest).

►**Vs. Chicago (Sept. 28):** Started and played 33 snaps, recording four catches for 44 yards (11.0 avg.) and a TD...Following a Green Bay takeaway in the first quarter that gave the Packers the ball at the Chicago 3, made an outside move on DB Bryce Callahan to create separation as he went inside to catch a 2-yard TD pass from QB Aaron Rodgers...Late in the third quarter, made an out-and-up move and then made a leaping 26-yard reception down the sideline over Bears CB Kyle Fuller to the Chicago 12, setting up an 8-yard TD reception by WR Jordy Nelson three plays later.

2 Mason Crosby, K, 11th Year, Colorado

- With 1,291 career points, ranks No. 1 on the all-time franchise scoring list, having surpassed K Ryan Longwell (1,054) in 2015 in Week 2.
- Has registered a franchise-record 10 straight 100-point seasons, one of only three players in NFL history to register 100-plus points in 10 or more consecutive seasons (Jason Elam, 16, 1993-2008; Adam Vinatieri, 13, 1996-2008).
- Ranks No. 2 in NFL history for the most points by a player in his first 10 seasons (1,267, 2007-16), trailing only Patriots K Stephen Gostkowski (1,330, 2006-2015).
- Is the all-time franchise leader in field goals (266), 50-yard field goals (28) and extra points (493).
- Has kicked the seven longest field goals in franchise history (58-yarder in 2011, two 57-yarders in 2013, 56-yarders in 2010, 2011 and 2015, 55-yarder in 2014).
- Has not missed a game in his career, playing in 164 straight contests in the regular season, the fifth-longest streak in franchise history.
- Set a franchise record with 23 consecutive field goals made (2010-11), topping Chris Jacke's mark of 17 straight in 1993.

2017 SEASON: Has made all four of his field-goal attempts and all 12 of his extra points...Has posted 13 touchbacks on 21 kickoffs (61.9 percent).

►**Vs. Seattle (Sept. 10):** Connected on his lone FG attempt of the day, a 40-yarder midway through the fourth quarter that gave the Packers a two-score lead (17-6).

►**At Atlanta (Sept. 17):** Drilled a 28-yard FG in the third quarter and made both of his extra-point attempts...Posted three touchbacks on five kickoffs.

►**Vs. Cincinnati (Sept. 24):** Connected on a game-winning 27-yard FG with 6:22 remaining in overtime, his second game-winning kick in his last six regular-season games (Week 15 at Chicago, 2016)...Also made a 28-yarder early in the fourth quarter and posted a season-high five touchbacks on kickoffs.

►**Vs. Chicago (Sept. 28):** Did not have any FG attempts, but made all five of his extra points and posted four touchbacks on six kickoffs.

76 Mike Daniels, DT, 6th Year, Iowa

- Named an alternate for the Pro Bowl for the second consecutive season in 2016. Led the defensive line with four sacks, finished No. 3 on the team with 14 QB hits and was tied for No. 2 on the team in both pressures (14) and tackles for a loss (nine).
- Has started every regular season and postseason game for Green Bay since the start of the 2014 season. Played the most defensive snaps among Packers defensive linemen in each of the past three seasons (2014-16).
- According to STATS, his 23.5 career sacks rank No. 3 (since 1982) among Green Bay defensive tackles (Cullen Jenkins, 29/Santana Dotson, 26).
- According to STATS, he is one of four NFL defensive tackles (Gerald McCoy, Jurrell Casey, Ndamukong Suh) to register four-plus sacks in each of the last four seasons (2013-16).

2017 SEASON: Has started both games he has appeared in and has registered nine tackles (seven solo), 1.5 sacks, a forced fumble, two QB hits and two QB pressures.

►**Vs. Seattle (Sept. 10):** Started and played 38 snaps, tying for the team lead with nine tackles (seven solo), three tackles for a loss, 1.5 sacks, a forced fumble, two QB pressures and two QB hits...Midway through the second quarter, tossed aside C Justin Britt on third down to get to QB Russell Wilson as he put a hit on him and hurried his deep throw to WR Tyler Lockett that went incomplete as the Seahawks were forced to punt... Beat G Mark Glowinski on Seattle's opening play of the second half as he teamed with LB Nick Perry to sack Wilson for a 10-yard loss...Two plays later, shed a block from G Luke Joeckel and sacked Wilson again, punching the ball out with his left hand as LB Kyler Fackrell recovered the fumble at the Seattle 6, a turnover that resulted in a RB Ty Montgomery TD run on the next play...Midway through the third quarter, brought down RB Eddie Lacy for a 3-yard loss on a first-down run...On third-and-goal at the Green Bay 3 late in the third quarter, pressured Wilson to force an overthrow in the back of the end zone on a pass intended for TE Jimmy Graham, forcing Seattle to settle for a FG.

►**At Atlanta (Sept. 17):** Started, but sustained a hamstring injury on the opening drive that would sideline him for the remainder of the evening... Was limited to just seven snaps.

►**Vs. Cincinnati (Sept. 24):** Inactive (hip), the first game he had missed in his career due to injury, snapping a streak of 77 consecutive regular-season games played.

►**Vs. Chicago (Sept. 28):** Inactive (hip).

11 Trevor Davis, WR, 2nd Year, California

- Played in 11 games as a rookie in 2016, seeing time on offense and special teams. Had three catches for 24 yards (8.0 avg.) and a TD, nine punt returns for 115 yards (12.8 avg.), and three kickoff returns for 64 yards (21.3 avg.).
- Caught three passes for 24 yards (8.0 avg.) and a TD and posted a 55-yard punt return last season at Atlanta in Week 8, the longest punt return by a Packer since DB Micah Hyde's 55-yarder for a TD vs. Detroit on Dec. 28, 2014.

2017 SEASON: Has played in all four games and has returned eight punts for 75 yards (9.4 avg.) with seven fair catches...Also has a 9-yard reception.

►**Vs. Seattle (Sept. 10):** Returned two punts for 0 yards with one fair catch and also saw limited action (six snaps) on offense.

►**At Atlanta (Sept. 17):** Posted a 9-yard catch and had three fair catches as the punt returner.

►**Vs. Cincinnati (Sept. 24):** Returned five punts for 70 yards (14.0 avg.), including a 33-yard return in the first quarter out to the Green Bay 40.

►**Vs. Chicago (Sept. 28):** Had a 5-yard punt return and two fair catches.

91 Quinton Dial, DT, 5th Year, Alabama

- Played in 46 games with 32 starts over four seasons with the San Francisco 49ers (2013-16), recording 175 tackles (108 solo), 4.5 sacks and four passes defended.
- After appearing mostly in a reserve role in his first two seasons in the

league, started 26 of 29 games played in 2015-16.

2017 SEASON: Has played in three games and has posted 11 tackles (eight solo), including a tackle for a loss, a QB pressure and a pass defended.

►**Vs. Seattle (Sept. 10):** Inactive (healthy scratch).

►**At Atlanta (Sept. 17):** Made his Green Bay debut, appearing on 33 snaps and posting three tackles (all solo) and a QB pressure...Saw increased time with DT Mike Daniels (hamstring) exiting the game on the first series...Early in the second quarter, shed a block from G Wes Schweitzer on his way to bringing down RB Tevin Coleman for a 2-yard loss.

►**Vs. Cincinnati (Sept. 24):** Appeared on 18 plays on defense and posted three tackles (one solo)...Also saw 10 snaps on special teams.

►**Vs. Chicago (Sept. 28):** Made his first start in a Green Bay uniform, opening at DT in place of Daniels (hip), and played 33 snaps...Registered a season-high five tackles (four solo) and a pass defended, getting a hand on a QB Mike Glennon pass early in the third quarter.

73 Jahri Evans, G, 12th Year, Bloomsburg

- Has been selected to six Pro Bowls (2009-14) and has been named first-team All-Pro by *The Associated Press* four times (2009-12) during his career. Is tied with Ravens G Marshal Yanda for the most Pro Bowl appearances by an NFL guard since '09.

- Has started all 173 games he has played in since entering the league in 2006, the most games played by an active NFL offensive lineman over that span.

- Helped the Saints finish in the top six in the league in total offense in all 11 of his seasons in New Orleans (2006-16), including six No. 1 rankings (2006, 2008-09, 2011, 2014, 2016).

- Has started all 16 contests in nine of his 11 seasons in the league, missing just seven career games due to injury.

2017 SEASON: Has started all four games at RG...Has helped the offense rank No. 1 in red-zone scoring (78.6 percent), No. 4 in first downs (89), No. 3 in third-down conversions (49.1 percent) and No. 8 in scoring (25.5 ppg).

►**Vs. Seattle (Sept. 10):** Started at RG and played all 82 snaps, helping the offense rack up 26 first downs, the top mark by the Packers in a season opener since 2002 (29 vs. Atlanta), and a 39:13 time of possession, the best mark by Green Bay since Week 7 last season vs. Chicago (39:36)... Helped protect QB Aaron Rodgers as he threw for 311 yards and a TD on 28-of-42 passing.

►**At Atlanta (Sept. 17):** Started at RG and played all 76 snaps, helping to protect Rodgers as he threw for 343 yards and two TDs on 33-of-50 passing.

►**Vs. Cincinnati (Sept. 24):** Started at RG and played all 70 snaps, helping to block for Rodgers as he posted his franchise-record fifth consecutive 300-yard passing game with 313 yards and three TDs with one INT on 28-of-42 passing for a 102.6 passer rating.

►**Vs. Chicago (Sept. 28):** Started at RG and played all 55 snaps, helping to block for Rodgers as he threw a season-high four TD passes on 18-of-26 passing for 179 yards.

25 Marwin Evans, S, 2nd Year, Utah State

- One of five rookie free agents to make Green Bay's Week 1 roster in 2016.
- Joined S Kentrell Brice as the only 2016 rookie free agents to play in all 16 regular-season games and three postseason contests for the Packers.
- Saw time primarily on special teams as a rookie and was tied for No. 2 on the team with nine tackles during the regular season.

2017 SEASON: Has played in all four games with one start, seeing time on defense and special teams...Has posted five tackles on defense (all solo) and leads the team with four tackles on special teams.

►**Vs. Seattle (Sept. 10):** Played 19 snaps on special teams and recorded a tackle.

►**At Atlanta (Sept. 17):** Appeared on 19 plays on special teams, posting a tackle.

►**Vs. Cincinnati (Sept. 24):** Started his first career game, opening at SS with S Morgan Burnett starting as the slot corner...Registered a career-high five tackles (all solo) on defense and added a tackle on special teams.

►**Vs. Chicago (Sept. 28):** Appeared on eight plays on defense and 18 on special teams...Posted a tackle on special teams for the fourth straight game.

51 Kyler Fackrell, LB, 2nd Year, Utah State

- Played in 13 games as a rookie, seeing time on defense and special teams. Was tied for No. 2 on the team with nine tackles on special teams.
- Recorded nine tackles (all solo), two sacks, a forced fumble, six QB pressures, a QB hit and a pass defended in the 2016 regular season.
- Posted sacks in back-to-back games in 2016, vs. Detroit and vs. the N.Y. Giants.

2017 SEASON: Has played in all four games, seeing time on defense and special teams...Has posted four tackles (one solo), a fumble recovery, four QB hits (No. 2 on the team) and seven QB pressures (tied for No. 2).

►**Vs. Seattle (Sept. 10):** Played 12 snaps on defense and 21 on special teams...Registered a QB pressure, a QB hit and the first fumble recovery of his career...On third down on Seattle's opening series of the second half, fought off a block from G Mark Glowinski to recover a QB Russell Wilson fumble after DT Mike Daniels stripped Wilson on the sack...The recovery at the Seattle 6 set up RB Ty Montgomery's TD run on the next play, giving the Packers a 7-3 lead they would never relinquish.

►**At Atlanta (Sept. 17):** Played a team-high 28 snaps on special teams and 19 on defense...Registered an assisted tackle, a QB hit and a pressure.

►**Vs. Cincinnati (Sept. 24):** Appeared on 41 plays on defense and posted two assisted tackles, a team-high five QB pressures and two QB hits...Also played a team-high 29 snaps on special teams.

►**Vs. Chicago (Sept. 28):** Played 24 snaps on defense and registered a solo tackle.

28 Josh Hawkins, CB, 2nd Year, East Carolina

- Was one of four 2016 undrafted free agents to play 10-plus games for the Packers as rookies.
- Saw action in 11 games in 2016, posting a pass defended on defense and four tackles on special teams.
- Appeared in all three postseason games and recorded a tackle on special teams.

2017 SEASON: Has played in three games, seeing action on defense and special teams...Has registered seven tackles (five solo) and three passes defended.

►**Vs. Seattle (Sept. 10):** Inactive (healthy scratch).

►**At Atlanta (Sept. 17):** Appeared on four plays on special teams and one on defense.

►**Vs. Cincinnati (Sept. 24):** Played nine snaps on defense and 13 on special teams.

►**Vs. Chicago (Sept. 28):** Appeared on a career-high 40 plays on defense, recording a career-high seven tackles (five solo) and a career-best three passes defended...Broke up two passes on Chicago's opening drive of the second half, the first one a short pass from QB Mike Glennon to WR Markus Wheaton and the second a pass down the seam to WR Deonte Thompson on third down that forced the Bears to settle for a FG attempt that missed wide right by K Connor Barth...His third PD of the night came midway through the fourth quarter when he made a leaping breakup of a pass from Glennon intended for Thompson in the end zone.

31 Davon House, CB, 7th Year, New Mexico State

- Spent the 2015-16 seasons with the Jacksonville Jaguars, starting 19 of 32 games played. In his first season in Jacksonville, set a franchise single-season record with 23 passes defended, ranking No. 3 in the NFL.
- In 2015, set career highs in starts (15), tackles (60), solo tackles (49), passes defended (23) and interceptions (four).
- Despite missing three regular-season games with a shoulder injury in 2014, his 11 passes defended tied for No. 4 on the Packers.
- After seeing action in two games as a rookie (2011), appeared in 25 games for Green Bay between 2012-13, starting five games in each season.

2017 SEASON: Has started both games he has appeared in at LCB and has registered five tackles (four solo).

►**Vs. Seattle (Sept. 10):** Started at LCB and played all 49 snaps, finishing with two tackles (one solo) and a tackle for a loss...On Seattle's first possession, fought off a block from TE Jimmy Graham to come up

and tackle WR Doug Baldwin for a 3-yard loss on a lateral...Helped limit QB Russell Wilson to a 69.7 passer rating as he completed just 14 of 27 passes for 158 yards with no TDs.

►**At Atlanta (Sept. 17):** Started at LCB and played 49 of 58 snaps, departing the game in the fourth quarter due to a quadriceps injury...Posted three tackles (all solo).

►**Vs. Cincinnati (Sept. 24):** Inactive (quadriceps).

►**Vs. Chicago (Sept. 28):** Inactive (quadriceps).

7 Brett Hundley, QB, 3rd Year, UCLA

- Played in four regular-season games last season, completing 2 of 10 passes for 17 yards, and served as the No. 2 QB for the other 12 contests. Also saw action in one playoff game.

• Served as the No. 3 QB behind Aaron Rodgers and Scott Tolzien as a rookie in 2015 and was inactive for all 16 regular-season games and both playoff contests.

• Led the NFL with 630 passing yards in the 2015 preseason, completing 45 of 65 passes (69.2 percent) for seven TDs with one INT for a 129.6 passer rating (No. 3 in the NFL).

2017 SEASON: Has served as the No. 2 QB for all four games and has seen action in one contest.

►**Vs. Chicago (Sept. 28):** Saw his first action of the season, taking over for QB Aaron Rodgers with just over six minutes remaining and the Packers holding a 35-14 lead...Played three snaps and completed one pass to TE Lance Kendricks for no gain.

83 Jeff Janis, WR, 4th Year, Saginaw Valley State

- Played in all 16 games for the second straight season in 2016 and was one of only two players on the team (FB Aaron Ripkowski) to register both a rushing TD and a receiving TD.

• Posted a career-high 11 receptions for a career-best 93 yards (8.5 avg.) and a TD in '16.

• Recorded 20 tackles on special teams over the past two seasons, including a career-high 15 stops in 2015.

• Has registered a 26.3-yard average on 20 career kickoff returns, the fifth-best mark by a Packer with 20-plus returns.

2017 SEASON: Has played in all four games, seeing time primarily on special teams...Has served as the kickoff returner, but has not had any returns...Has posted two tackles on special teams (tied for No. 3 on the team).

►**Vs. Seattle (Sept. 10):** Played 19 snaps on special teams and three on offense...Served as the kickoff returner, but did not have any returns...Posted a tackle on special teams.

►**At Atlanta (Sept. 17):** Appeared on 19 plays on special teams and one on offense.

►**Vs. Cincinnati (Sept. 24):** Posted a tackle on special teams.

►**Vs. Chicago (Sept. 28):** Served as the kickoff returner and played one snap on offense.

99 Ricky Jean Francois, DT, 9th Year, Louisiana State

- Played in 109 games with 35 starts during his first eight seasons, appearing in all 16 contests in six of those seasons. Recorded 236 tackles (128 solo), 12 sacks, nine passes defended, a forced fumble and a fumble recovery.

• After four seasons with the San Francisco 49ers (2009-12), who selected him in the seventh round (244th overall), he played two years with the Indianapolis Colts (2013-14) and two seasons with the Washington Redskins (2015-16).

• From 2011-15, he played for five consecutive division winners (2011-12 49ers, 2013-14 Colts, 2015 Redskins).

2017 SEASON: Has played in three games, seeing limited action on defense, and has one assisted tackle...Was released by the team on Sept. 13, but was re-signed on Sept. 21.

►**Vs. Seattle (Sept. 10):** Appeared on six plays on defense.

►**At Atlanta (Sept. 17):** Was not with the team.

►**Vs. Cincinnati (Sept. 24):** Played 12 snaps on defense.

►**Vs. Chicago (Sept. 28):** Appeared on 23 plays and registered an assisted tackle.

74 Ulrick John, T, 4th Year, Georgia State

- Started three games at RT for the Arizona Cardinals in 2016 before suffering a season-ending shoulder injury. Was on Arizona's practice squad for the first three games this season before signing with Green Bay.
- Entered the league as a seventh-round draft choice (232nd overall) with the Indianapolis Colts in 2014. Was on injured reserve with the Colts as a rookie in 2014 and spent time on their practice squad in 2015 before signing with Miami in November, appearing in two games for the Dolphins that season.

2017 SEASON: Was signed to Green Bay's 53-man roster from Arizona's practice squad on Sept. 26.

►**Vs. Chicago (Sept. 28):** Dressed, but did not play.

33 Aaron Jones, RB, Rookie, Texas-El Paso

- Finished his career at UTEP ranked No. 1 in rushing yards (4,114) and 100-yard rushing games (17), No. 2 in rushing touchdowns (33) and all-purpose yards (4,760), and No. 3 in rushing attempts (658) and points (240).
- Ranked No. 4 in the country with 1,773 rushing yards in 2016, a total that also set the single-season school record at Texas-El Paso, and ranked No. 3 in the nation in rushing yards per game (147.8).
- Averaged 7.7 yards on 229 carries last season, the best mark in the country among players with 150-plus rushing attempts in 2016.

2017 SEASON: Has played in three games, seeing action on offense and special teams...Has rushed for 49 yards and a TD on 13 carries (3.8 avg.)...Has added a tackle on special teams.

►**Vs. Seattle (Sept. 10):** Inactive (healthy scratch).

►**At Atlanta (Sept. 17):** Made his NFL debut, appearing on eight plays on special teams.

►**Vs. Cincinnati (Sept. 24):** Played 12 snaps on special teams.

►**Vs. Chicago (Sept. 28):** Saw the most significant action of his career with injuries to RBs Ty Montgomery and Jamaal Williams, appearing on 30 plays and rushing for 49 yards and a TD on 13 carries (3.8 avg.)...Following a 58-yard completion from QB Aaron Rodgers to WR Jordy Nelson in the second quarter, took a handoff from Rodgers and scored on a 2-yard run up the middle, his first touchdown in the NFL...Also posted a tackle on special teams.

27 Josh Jones, S, Rookie, North Carolina State

- Started 32 of 38 games played in three seasons at North Carolina State, finishing each season in the top five on the team in tackles (No. 5 in 2014, No. 3 in 2015 and No. 1 in 2016).
- Named honorable mention All-ACC as a junior after ranking No. 9 in the ACC with a career-best 109 tackles (62 solo). Was the first Wolfpack player since 2013 to eclipse the 100-tackle mark.
- As a redshirt freshman in 2014, recorded a career-best four interceptions that he returned for a career-high 37 yards. Ranked No. 2 in the ACC in interceptions among all players and No. 4 nationally among freshmen.

2017 SEASON: Has played in all four games with one start (inside LB), and has posted 19 tackles (17 solo), four tackles for a loss and two sacks...Is tied with Bills S Jordan Poyer for the most sacks by a DB this season...Also has registered two tackles on special teams, tied for No. 2 on the team.

►**Vs. Seattle (Sept. 10):** Played 21 snaps on special teams, tied with LB Kyler Fackrell for the most on the team, and posted a tackle.

►**At Atlanta (Sept. 17):** Saw the first action of his career on defense, appearing on 29 plays with S Kentrell Brice departing late in the second quarter due to a groin injury...Brought down RB Devonta Freeman for a 1-yard loss on a fourth-quarter run...Also played 25 snaps on special teams and registered a tackle.

►**Vs. Cincinnati (Sept. 24):** Made his first NFL start, opening at inside LB, and posted a career-high 11 tackles (10 solo), three tackles for a loss and two sacks...Became the first rookie defensive back in team history to record two sacks in a game...Midway through the first quarter, came unblocked off the left side to sack QB Andy Dalton for a 6-yard loss on third down to force a Cincinnati punt...In the second quarter, came up from his inside-LB spot to bring down RB Joe Mixon for a 1-yard loss on a run...Late in the third quarter, came off the right side and blew by TE Tyler Kroft

to get to Dalton again on third down for an 8-yard sack, forcing the Bengals to settle for a FG attempt by K Randy Bullock that went wide right...On the opening drive of overtime, immediately brought down Kroft after he made a catch in the flat, stopping him for just a 1-yard gain on third-and-6 to force a Cincinnati punt.

►**Vs. Chicago (Sept. 28):** Appeared on 51 of 65 defensive plays and posted five tackles (all solo).

84 Lance Kendricks, TE, 7th Year, Wisconsin

- Started a career-high 16 games for the Los Angeles Rams in 2016 and posted a career-best 50 receptions for 499 yards (10.0 avg.) and two TDs, becoming just the fifth tight end in franchise history to register 50-plus catches in a season.

• Registered a career-high seven catches in back-to-back games last season (Weeks 7, 9), the first tight end in Rams history to record seven-plus receptions in consecutive games.

• Posted 17 TD catches during his six seasons with the Rams, the second most by a TE in franchise history behind only Damone Johnson (18, 1986-92).

• Has played in 97 of a possible 100 games during his career, appearing in all 16 contests three times and in 15 games each of the other three seasons.

2017 SEASON: Has played in all four games with one start and has five receptions for 70 yards (14.0 avg.) and a TD...Has added a tackle on special teams.

►**Vs. Seattle (Sept. 10):** Appeared on 21 plays and caught two passes for 18 yards (9.0 avg.).

►**At Atlanta (Sept. 17):** Played 13 snaps on offense and seven on special teams.

►**Vs. Cincinnati (Sept. 24):** Got his first start in a Green Bay uniform, opening the game as the Packers started two tight ends...Caught two passes for 52 yards (26.0 avg.) and a TD...On Green Bay's opening drive of the game, drew a 33-yard pass-interference penalty on CB Adam Jones that gave the Packers the ball at Cincinnati's 27...Capped the drive off with a 1-yard TD catch from QB Aaron Rodgers, his first TD as a Packer, freeing himself from DT Ryan Glasgow to make a wide-open catch in the end zone...On Green Bay's opening play of the second half, came back to make a catch from Rodgers at the Green Bay 43, spinning away from a tackle attempt by CB Dre Kirkpatrick and taking it down the middle of the field for a 51-yard gain to the Cincinnati 24, the second-longest catch of his career.

►**Vs. Chicago (Sept. 28):** Appeared on 18 plays and had one catch for no gain...Added a tackle on special teams, bringing down RB Tarik Cohen for a 2-yard loss on a second-quarter punt return.

20 Kevin King, CB, Rookie, Washington

- Started all 14 games at cornerback as a senior in 2016, earning honorable mention All-Pacific-12 recognition as he helped the Huskies to their first conference title since 2000 and their first College Football Playoff berth.

• Led the team with a career-high 15 passes defended in 2016, contributing to a defense that ranked No. 2 in the Pac-12 and No. 22 in the country in passing yards allowed per game (192.6).

• Earned honorable mention All-Pac-12 recognition as a junior in 2015, a season that saw him rank No. 2 on the team with a career-high three interceptions.

2017 SEASON: Has appeared in all four games with two starts and has registered 13 tackles (10 solo) and three passes defended (tied for No. 2 on the team)...Has posted a tackle on special teams.

►**Vs. Seattle (Sept. 10):** Appeared on six plays on defense and six on special teams...Recorded an assisted tackle and a pass defended in his NFL debut.

►**At Atlanta (Sept. 17):** Saw his most significant action as a pro, appearing on 46 of 58 snaps on defense and recording three tackles (two solo) and two passes defended...Late in the first half, broke up a QB Matt Ryan pass over the middle intended for WR Julio Jones...Late in the third quarter, came up to bring down RB Tevin Coleman for no gain on a pass in the flat.

►**Vs. Cincinnati (Sept. 24):** Started his first NFL game and played all 61 snaps, opening at CCB with CB Davon House sidelined (quadriceps)...

Registered a career-high seven tackles (six solo).

►**Vs. Chicago (Sept. 28):** Started at RCB and played 61 of 65 snaps, finishing with two tackles (both solo)...Added a tackle on special teams.

63 Corey Linsley, C, 4th Year, Ohio State

• Started at center in all 38 contests he has played in during his first three seasons in the NFL (2014-16).

• Part of an offense that averaged 26.8 points per game from 2014-16, No. 2 in the league over that span behind only New England (28.6 ppg).

• Started every game in 2014, becoming the first rookie center to open every game for the Packers since the league went to a 16-game schedule in 1978.

• Was named to the PFWA's All-Rookie team in '14, the first Green Bay center to be honored since its inception in 1974.

2017 SEASON: Has started all four games at C...Has helped the offense rank No. 1 in red-zone scoring (78.6 percent), No. 4 in first downs (89), No. 3 in third-down conversions (49.1 percent) and No. 8 in scoring (25.5 ppg).

►**Vs. Seattle (Sept. 10):** Started at C and played all 82 snaps, helping the offense rack up 26 first downs, the top mark by the Packers in a season opener since 2002 (29 vs. Atlanta), and a 39:13 time of possession, the best mark by Green Bay since Week 7 last season vs. Chicago (39:36)... Helped protect QB Aaron Rodgers as he threw for 311 yards and a TD on 28-of-42 passing.

►**At Atlanta (Sept. 17):** Started at C and played all 76 snaps, helping to protect Rodgers as he threw for 343 yards and two TDs on 33-of-50 passing.

►**Vs. Cincinnati (Sept. 24):** Started at C and played all 70 snaps, helping to block for Rodgers as he posted his franchise-record fifth consecutive 300-yard passing game with 313 yards and three TDs with one INT on 28-of-42 passing for a 102.6 passer rating.

►**Vs. Chicago (Sept. 28):** Started at C and played all 55 snaps, helping to block for Rodgers as he threw a season-high four TD passes on 18-of-26 passing for 179 yards.

94 Dean Lowry, DE, 2nd Year, Northwestern

• Played in 15 games as a rookie and registered 14 tackles (eight solo), two sacks, three tackles for a loss, nine QB pressures and three QB hits.

• Posted sacks in back-to-back games, recording one in Week 13 vs. Houston and one in Week 14 vs. Seattle.

• Appeared in all three postseason contests and posted two tackles (one solo) and a QB pressure.

2017 SEASON: Has played in all four games with three starts and has registered six tackles (two solo), a tackle for a loss and a QB hit.

►**Vs. Seattle (Sept. 10):** Started and played 15 snaps on defense.

►**At Atlanta (Sept. 17):** Appeared on 34 plays on defense and posted three tackles (all assisted).

►**Vs. Cincinnati (Sept. 24):** Started and played 37 snaps, posting two tackles (both solo), including a tackle for a loss, and a pass defended... Stopped RB Joe Mixon for a 1-yard loss on a run on Cincinnati's opening drive of the game.

►**Vs. Chicago (Sept. 28):** Started and played a season-high 47 snaps, recording an assisted tackle and a QB hit.

50 Blake Martinez, LB, 2nd Year, Stanford

• Played in 13 games with nine starts at ILB as a rookie last season and ranked No. 5 on the team with 62 tackles (46 solo), a sack, four tackles for a loss, two QB hits, two QB pressures, an interception and five passes defended.

• Part of a run defense that ranked No. 8 in the league in rushing yards allowed per game (94.7) and No. 7 in runs of 10-plus yards allowed (37) in 2016.

• Appeared in all three postseason games with one start and recorded five tackles (four solo), including a tackle for a loss, and added a tackle on special teams.

2017 SEASON: Has started all four games and has registered a team-high 30 tackles (19 solo), four tackles for a loss, a sack and a fumble recovery.

►**Vs. Seattle (Sept. 10):** Started and played 42 of 47 snaps, finishing

with five tackles (three solo), including a tackle for a loss...Stopped RB C.J. Prosise for a 1-yard loss on a run late in the second quarter.

►**At Atlanta (Sept. 17):** Started and played 38 snaps, recording five tackles (all solo), a sack and two tackles for a loss...Late in the third quarter, came through untouched to bring down QB Matt Ryan for an 8-yard sack on third-and-4 to force the Falcons to settle for a FG...Late in the fourth quarter, came off the right side to bring down RB Devonta Freeman for a 1-yard loss on a run.

►**Vs. Cincinnati (Sept. 24):** Started and appeared on 47 of 61 snaps, leading the team with a career-high 12 tackles (six solo) and a tackle for a loss...On Cincinnati's opening play of overtime, came up to drill RB Joe Mixon for a 2-yard loss.

►**Vs. Chicago (Sept. 28):** Started and played 45 snaps, recording eight tackles (five solo) and the first fumble recovery of his career...On Chicago's second drive of the game, recovered a fumble by QB Mike Glennon at the Green Bay 24.

52 Clay Matthews, LB, 9th Year, Southern California

• Has earned six Pro Bowl selections in his eight-year career, two more than any Packers linebacker and tied with DE Reggie White for the second-most selections by a defensive player in team history, trailing only S Willie Wood (eight).

• Ranks No. 1 on the Packers' all-time list (since 1982) with 75.0 career sacks after surpassing DE Kabeer Gbaja-Biamila (74.5) in Week 4 this season. Is tied for No. 1 in franchise history (since 1982) with four 10-sack seasons (White and Gbaja-Biamila).

• Became the first player in franchise history to earn Pro Bowl recognition in each of his first four seasons in the league (2009-12).

2017 SEASON: Has started all four games and has posted 13 tackles (all solo), four tackles for a loss, a team-high 2.5 sacks, three QB hits and seven QB pressures.

►**Vs. Seattle (Sept. 10):** Started at LOLB and played 43 of 49 snaps, posting two tackles (both solo) and a QB pressure.

►**At Atlanta (Sept. 17):** Opened at LOLB and appeared on 52 of 58 plays, finishing with five tackles (all solo), 1.5 sacks, three tackles for a loss, three QB pressures and a QB hit...On Atlanta's second possession, came around on a stunt to get past T Ty Sambrailo on his way to a shared 11-yard sack of QB Matt Ryan with LB Joe Thomas...Early in the second quarter, blew past Sambrailo to team with DT Quinton Dial as they brought down RB Tevin Coleman for a 2-yard loss on a run...Later in the second quarter, shed a block from G Wes Schweitzer on his way to a 10-yard sack of Ryan on third down as the Falcons were forced to settle for a FG.

►**Vs. Cincinnati (Sept. 24):** Started at ROLB and played 49 of 61 snaps...Registered three tackles (all solo).

►**Vs. Chicago (Sept. 28):** Started at LOLB and appeared on 45 plays, finishing with three tackles (all solo), a sack, a forced fumble, a QB pressure and two QB hits...Became the all-time franchise leader in sacks (since 1982) on the Bears' first offensive play when he beat TE Dion Sims to get to QB Mike Glennon, punching the ball out on the sack, a fumble that was recovered by LB Jake Ryan at the Chicago 3 to set up a Green Bay TD... The sack was the 75th of his career as he moved past Gbaja-Biamila (74.5).

32 Devante Mays, RB, Rookie, Utah State

• Rushed for 1,225 yards and 12 TDs on 202 carries (6.1 avg.) in two seasons at Utah State (2015-16), appearing in 19 games with eight starts.

• Was limited to just six games as a senior in 2016 due to knee and ankle injuries, but rushed for a career-high 208 yards on just 18 carries (11.6 avg.) and matched his career best with three rushing TDs in the season opener vs. Weber State.

• Led the Aggies in rushing yards (966), rushing attempts (165) and rushing TDs (nine) as a junior in 2015, ranking third in the conference in yards per carry (5.9 avg.).

2017 SEASON: Has played in two games, seeing limited time on special teams.

►**Vs. Seattle (Sept. 10):** Appeared on one play on special teams in his NFL debut.

►**At Atlanta (Sept. 17):** Inactive (healthy scratch).

►**Vs. Cincinnati (Sept. 24):** Played 11 snaps on special teams.

►**Vs. Chicago (Sept. 28):** Inactive (healthy scratch).

64 Justin McCray, G, First Year, Central Florida

- Signed by Green Bay as a free agent on March 29, 2017. Entered the league as an undrafted free agent with the Tennessee Titans in 2014 and spent that season on Tennessee's practice squad.
- Played for the Orlando Predators of the Arena Football League in 2016.
- Appeared in 45 games with 32 starts in four seasons at Central Florida (2010-13), with 23 of the starts coming at RG.

2017 SEASON: Has played in all four games with two starts at RT...Has helped the offense rank No. 1 in red-zone scoring (78.6 percent), No. 4 in first downs (89), No. 3 in third-down conversions (49.1 percent) and No. 8 in scoring (25.5 ppg).

►**Vs. Seattle (Sept. 10):** Played five snaps on special teams in his NFL debut.

►**At Atlanta (Sept. 17):** Made his first career NFL start, opening at RT in place of an injured Bryan Bulaga (ankle) with T Kyle Murphy starting at LT in place of David Bakhtiari (hamstring)...Played all 76 snaps, helping to protect QB Aaron Rodgers as he threw for 343 yards and two TDs on 33-of-50 passing.

►**Vs. Cincinnati (Sept. 24):** Played 25 snaps on offense, appearing on two plays at LG in place of an injured Lane Taylor late in the first half and then the final 23 snaps of the game at RT in place of an injured Bulaga (ankle).

►**Vs. Chicago (Sept. 28):** Started at RT in place of Bulaga (ankle) and played all 55 snaps, helping to block for Rodgers as he threw a season-high four TD passes on 18-of-26 passing for 179 yards.

88 Ty Montgomery, RB, 3rd Year, Stanford

- Made the transition from WR to RB last season, appearing in 15 games with six starts and leading the team with 457 rushing yards and three TDs on just 77 carries (5.9 avg.).
- Among NFL running backs with 75-plus carries, ranked No. 1 in the league in 2016 with an average of 5.94 yards per carry. That average also ranks No. 2 in franchise single-season history (min. 75 att.) behind only QB Tobin Rote's 6.88-yard average in 1951 (76-523).
- Was the only player in the NFL last season with 75-plus rushing attempts, 40-plus receptions and 15-plus kickoff returns, also becoming the first player in team history to eclipse each of those marks in a single season.
- Rushed for a career-high 162 yards and two TDs on just 16 carries (10.1 avg.) last season at Chicago in Week 15, the best yardage output by a Packer since RB Samkon Gado ran for 171 yards vs. Detroit on Dec. 11, 2005.

2017 SEASON: Has started all four games and has rushed for 152 yards and two TDs on 46 carries (3.3 avg.)...Has also posted 18 receptions for 129 yards (7.2 avg.) and a TD...Ranks No. 9 in the league among RBs in receptions and ranks No. 13 in receiving yards.

►**Vs. Seattle (Sept. 10):** Started and posted a career-high 19 carries for 54 yards (2.8 avg.) and a TD...Scored on a 6-yard run early in the third quarter, giving Green Bay a 7-3 lead that it would not relinquish...Added four receptions for 39 yards (9.8 avg.), including a 20-yard reception early in the fourth quarter...Caught a swing pass from QB Aaron Rodgers, made CB Justin Coleman miss and then broke a tackle by S Earl Thomas to pick up extra yardage to the Seattle 44.

►**At Atlanta (Sept. 17):** Rushed for 35 yards and a TD on 10 carries (3.5 avg.), his second straight game with a rushing TD, and added 75 yards and a TD on six receptions (12.5 avg.)...It marked the first time in his career that he posted a rushing TD and a receiving TD in the same game, and he became the first Packer to do so since RB James Starks (vs. Dallas, Dec. 13, 2015)...Became the first Packer to record 75-plus yards receiving, a receiving TD and a rushing TD in the same game since RB Dorsey Levens (92 receiving yards, one receiving TD, two rushing TDs) at Indianapolis on Nov. 16, 1997...On Green Bay's opening drive, came out of the slot to catch a quick pass from Rodgers in the flat, taking it down the sideline for a 23-yard gain to the Atlanta 2...Two plays later, took it in for a 1-yard run off left end to even the game at 7...In the fourth quarter, caught a quick pass from Rodgers, made LB De'Vondre Campbell miss and then took it down the sideline for a 23-yard gain to the Green Bay 38...Would cap the drive off with a 1-yard TD catch on a shovel pass from Rodgers, the 300th career TD pass of Rodgers' career.

►**Vs. Cincinnati (Sept. 24):** Led the team with 35 rushing yards on 12 carries (2.9 avg.) and paced the team with eight receptions for 15 yards (1.9 avg.).

►**Vs. Chicago (Sept. 28):** Started and rushed for 28 yards on five carries (5.6 avg.) on the opening drive, but was forced to leave the game after just five snaps due to a rib injury and did not return.

68 Kyle Murphy, T, 2nd Year, Stanford

- Played in three games as a rookie in 2016, seeing limited action at right guard and as an extra lineman.

• Dressed and did not play in one other game last season and was inactive for the other 12 contests (healthy scratch). Also was inactive for all three postseason games.

2017 SEASON: Started the first three games of the season, opening two at LT and one at RT...Was placed on injured reserve (foot) on Sept. 26.

►**Vs. Seattle (Sept. 10):** Made his first career start in the NFL, opening at RT in place of an injured Bryan Bulaga (ankle)...Played all 82 snaps, helping the offense rack up 26 first downs, the top mark by the Packers in a season opener since 2002 (29 vs. Atlanta), and a 39:13 time of possession, the best mark by Green Bay since Week 7 last season vs. Chicago (39:36)...Helped protect QB Aaron Rodgers as he threw for 311 yards and a TD on 28-of-42 passing.

►**At Atlanta (Sept. 17):** Started for the second straight week, making his first career start at LT as he opened in place of injured David Bakhtiari (hamstring)...Played all 76 snaps, helping to protect Rodgers as he threw for 343 yards and two TDs on 33-of-50 passing.

►**Vs. Cincinnati (Sept. 24):** Started for the third straight game, opening at LT in place of an injured Bakhtiari (hamstring)...Helped to block for Rodgers as he posted his franchise-record fifth consecutive 300-yard passing game with 313 yards and three TDs with one INT on 28-of-42 passing for a 102.6 passer rating.

87 Jordy Nelson, WR, 10th Year, Kansas State

- Returned to action last season after missing the entire 2015 campaign (knee), catching 97 passes for 1,257 yards (13.0 avg.) and a league-leading 14 TDs on his way to winning the NFL Comeback Player of the Year from *The Associated Press*, the first Packer to earn the honor.

• Ranks No. 4 in franchise history in receptions (514), No. 5 in receiving yards (7,572), No. 2 in TD receptions (68) and No. 3 in 100-yard receiving games (25).

• Is one of only two players in franchise history (WR Sterling Sharpe, 1992-94) to register three straight seasons with 85-plus receptions (2013-14, 2016).

• Is the only player in team annals to record three seasons with 13-plus TD receptions (2011, 2014, 2016) and is the only active player in the league to do so.

• Has posted 1,250-plus receiving yards and 13-plus TD catches in the same season three times in his career (2011, 2014, 2016), the fourth most in NFL history behind only Jerry Rice (six), Randy Moss (five) and Terrell Owens (four).

• Ranks No. 2 in the NFL with 62 TD receptions since 2011 despite missing the entire 2015 season due to injury. Has posted 15 games with two or more TD catches since 2011, No. 1 in the league over that span.

2017 SEASON: Has started all four games and has 17 receptions for 206 yards (12.1 avg.) and five TDs...Leads the league in TD catches and is one of only two players in the league with two two-TD catch games (Vikings WR Stefon Diggs).

►**Vs. Seattle (Sept. 10):** Started and played 76 of 82 snaps, posting seven receptions for 79 yards (11.3 avg.) and a TD...Late in the third quarter, came out of the slot and got past LB Bobby Wagner and S Earl Thomas to make a 32-yard TD grab down the middle of the field on a free play for the Packers (12 men on the field for Seattle)...Posted his 500th career reception (1-yard reception in the second quarter), becoming just the fourth player in franchise history (Donald Driver, Sharpe, James Lofton) to reach that mark...Registered six-plus catches in his seventh consecutive regular-season game, a career high and the longest by a Packer since Sharpe's 13-game streak in 1993-94.

►**At Atlanta (Sept. 17):** Started, but departed the game after just seven

snaps due to a quadriceps injury, and did not return.

►**Vs. Cincinnati (Sept. 24):** Started and played 67 of 70 snaps, posting six receptions for 52 yards (8.7 avg.) and two TDs...With the two TD grabs, moved past Sharpe (65) for No. 2 on the all-time franchise list for TD catches...His first TD grab came on the opening drive of the third quarter, a 1-yard catch from a scrambling Rodgers...His second TD came with 17 seconds remaining, a 3-yarder from Rodgers near the pylon as he made the diving catch with CB Dre Kirkpatrick in coverage.

►**Vs. Chicago (Sept. 28):** Started and played 51 of 55 snaps, leading the team with 75 receiving yards and two TDs on four catches (18.8 avg.)... It marked his second straight game with two TD receptions, only the third time in his career that he had accomplished that feat (Weeks 10-11, 16-17 in 2011)...In the second quarter, beat DB Marcus Cooper Sr. down the seam to make a leaping 58-yard reception in the middle of the field, hauling the ball in at the Chicago 16 before taking it down the sideline to the 2-yard line to set up RB Aaron Jones' TD run on the next play...Late in the third quarter, caught a quick pass from Rodgers in the flat and took it in untouched for the 4-yard TD...On the first play of the fourth quarter, came out of the slot on third down to make a wide-open catch in the back corner of the end zone for an 8-yard TD.

98 Chris Odom, LB, Rookie, Arkansas State

- Was claimed off waivers from the Atlanta Falcons in September 2017. Was originally signed by Atlanta as an undrafted free agent in May 2017.
- Earned first-team All-Sun Belt recognition as a senior in 2016 after registering 53 tackles (28 solo), 12.5 sacks, 17.5 tackles for a loss and four forced fumbles.

2017 SEASON: Has played in three games, seeing time on defense and special teams...Has recorded two tackles (one solo) and a QB pressure on defense.

►**Vs. Seattle (Sept. 10):** Appeared on one play on special teams in his NFL debut.

►**At Atlanta (Sept. 17):** Was active, but did not see any action.

►**Vs. Cincinnati (Sept. 24):** Saw the first defensive action of his NFL career, appearing on eight plays and posting two tackles (one solo) and a QB pressure.

►**Vs. Chicago (Sept. 28):** Appeared on eight plays on defense and five on special teams.

77 Adam Pankey, G/T, Rookie, West Virginia

- Signed with the Packers as an undrafted free agent in May 2017 after playing in 45 games with 36 starts in four seasons at West Virginia.
- Earned second-team All-Big 12 honors as a senior in 2016, blocking for an offense that gained 6,312 yards, including 2,969 rushing yards on 574 attempts (5.2 avg.), and ranked No. 2 in the conference in sacks allowed.

2017 SEASON: Has dressed, but did not see any action, in three games...Spent the first week of the season on the team's practice squad before being signed to the 53-man roster on Sept. 13.

►**At Atlanta (Sept. 17):** Dressed, but did not play.

►**Vs. Cincinnati (Sept. 24):** Dressed, but did not see any action.

►**Vs. Chicago (Sept. 28):** Was active, but did not see any action.

62 Lucas Patrick, G, First Year, Duke

- Spent the entire 2016 on Green Bay's practice squad after originally signing with the team as an undrafted free agent in June 2016.

- Lettered four years at Duke, seeing action in 44 games with 26 starts. Finished out his career with 21 consecutive starts at LG.

2017 SEASON: Has played in three games with one start, seeing action on offense and special teams.

►**Vs. Seattle (Sept. 10):** Inactive (healthy scratch).

►**At Atlanta (Sept. 17):** Played seven snaps on special teams.

►**Vs. Cincinnati (Sept. 24):** Appeared on five plays on special teams.

►**Vs. Chicago (Sept. 28):** Made his first NFL start, opening at LG with G Lane Taylor shifting to LT in place of an injured David Bakhtiari (hamstring)...Played all 55 snaps and helped to block for Rodgers as he threw a season-high four TD passes on 18-of-26 passing for 179 yards.

59 Taybor Pepper, LS, Rookie, Michigan State

- Was with the Packers during the offseason in 2017 and also spent time

with the Baltimore Ravens during the 2017 preseason.

- Served as the long snapper at Michigan State for four seasons (2012-15), appearing in 54 career games with the Spartans.

2017 SEASON: Has played in one game...Was signed by Green Bay on Sept. 25.

►**Vs. Chicago (Sept. 28):** Made his NFL debut, snapping for Mason Crosby's five extra points and Justin Vogel's five punts.

53 Nick Perry, LB, 6th Year, Southern California

- Appeared in 14 games with 12 starts in 2016 and led the team with a career-high 11 sacks, which was tied for No. 8 in the NFL. Also posted a career-best 60 tackles (43 solo), 15 QB hits (No. 2 on the team), four passes defended and the first INT of his career.

- Has registered a two-sack game in each of the last four seasons (2013-2016), the only Packer to do so over that span.

- His seven career postseason sacks rank No. 3 in franchise history (since 1982) behind LB Clay Matthews (11) and DE Reggie White (eight). Since entering the league in 2012, Perry's seven postseason sacks are the most in the NFL over that span.

- Tied the franchise record for sacks in a single postseason (Matthews, 2010) with 3.5 in the 2015 playoffs.

2017 SEASON: Has played in three games with two starts and has posted 15 tackles (nine solo), 1.5 sacks, a team-high eight QB hits, a team-best nine QB pressures and a pass defended.

►**Vs. Seattle (Sept. 10):** Started at ROLB and played 42 of 49 snaps, recording seven tackles (three solo), two tackles for a loss, 1.5 sacks, a pass defended, six QB pressures and four QB hits...It marked his third straight regular-season game with at least one sack and gave him 4.5 sacks over his past three games...On Seattle's third play from scrimmage, knocked back LT Rees Odhiambo to get to QB Russell Wilson as he brought him down for a 6-yard sack on third down...Beat Odhiambo on Seattle's opening play of the second half as he teamed with DT Mike Daniels to sack Wilson for a 10-yard loss.

►**At Atlanta (Sept. 17):** Started at ROLB and appeared on 53 of 58 snaps, finishing with four tackles (three solo), three QB hits and two QB pressures.

►**Vs. Cincinnati (Sept. 24):** Inactive (hand).

►**Vs. Chicago (Sept. 28):** Saw 33 snaps of action, playing with a club on his injured hand, and posted four tackles (three solo), a QB hit and a QB pressure.

23 Damarious Randall, CB, 3rd Year, Arizona State

- Saw action in 10 games with nine starts in 2016 and was tied for No. 2 on the team with three interceptions. Ranked No. 11 in the league with 91 return yards on his INTs.

- Played in 15 games with nine starts (six at LCB, two at RCB, one in the slot) in 2015 and tied for the team lead and No. 2 among NFL rookies with three interceptions, including one he returned for a TD. Finished with a team-best 16 passes defended.

- Named the NFL's Defensive Rookie of the Month for November 2015, joining CB Casey Hayward (October 2012) as the only Green Bay defensive backs to win the award.

2017 SEASON: Has started all four games (two at RCB, two at LCB) and has posted 20 tackles (18 solo) and a pass defended.

►**Vs. Seattle (Sept. 10):** Started at RCB and played 40 of 49 snaps, finishing with seven tackles (all solo) and a pass defended...In the third quarter on second-and-goal at the Green Bay 3, broke up a QB Russell Wilson pass in the flat intended for WR Paul Richardson...Helped limit Wilson to a 69.7 passer rating as he completed just 14 of 27 passes for 158 yards with no TDs.

►**At Atlanta (Sept. 17):** Opened at RCB and appeared on 28 plays, posting three tackles (two solo).

►**Vs. Cincinnati (Sept. 24):** Started at LCB and played 52 of 61 snaps, recording five tackles (four solo) with a tackle for a loss...Late in the first quarter, came up to bring down RB Joe Mixon for a 6-yard loss on a run.

►**Vs. Chicago (Sept. 28):** Started at LCB and played 29 snaps, posting five tackles (all solo), including a tackle for a loss...Came up to knock RB Tarik Cohen out of bounds for a 1-yard loss on a run late in the first

quarter.

41 Lenzy Pipkins, CB, Rookie, Oklahoma State

- Signed by Green Bay as an undrafted free agent in May 2017.
- Played in 47 games with 22 starts over four seasons at Oklahoma State (2016) and Louisiana-Monroe (2013-15).

2017 SEASON: Has played in one game.

► **Vs. Seattle (Sept. 10):** Inactive (healthy scratch).

► **At Atlanta (Sept. 17):** Inactive (healthy scratch).

► **Vs. Cincinnati (Sept. 24):** Made his NFL debut, appearing on 17 plays on special teams.

► **Vs. Chicago (Sept. 28):** Inactive (healthy scratch).

22 Aaron Ripkowski, FB, 3rd Year, Oklahoma

- Appeared in all 16 contests with eight starts in 2016, rushing for 150 yards and two TDs on 34 carries (3.6 avg.) with nine receptions for 46 yards (5.1 avg.) and a TD.

- Was named a Pro Bowl alternate in 2016 and was one of only two Packers (WR Jeff Janis) to post a rushing TD and a receiving TD last season.

- Played in 15 games as a rookie in 2015, seeing action primarily on special teams, and posted nine tackles (tied for No. 4 on the team). Was tied with CB Damarious Randall (15) for the most games played by a Green Bay rookie in '15.

2017 SEASON: Has played in all four games, seeing time on offense and special teams...Has had one carry for 4 yards and two receptions for 8 yards (4.0 avg.)...Also has registered two tackles on special teams.

► **Vs. Seattle (Sept. 10):** Played 22 snaps on offense and 13 on special teams.

► **At Atlanta (Sept. 17):** Appeared on eight plays on offense, posting a 2-yard reception, and 10 plays on special teams, recording a tackle.

► **Vs. Cincinnati (Sept. 24):** Played three snaps on offense and 11 on special teams.

► **Vs. Chicago (Sept. 28):** Appeared on 13 plays on offense and nine on special teams...Had a 4-yard carry and a 6-yard reception and also made a tackle on special teams.

12 Aaron Rodgers, QB, 13th Year, California

- Ranks No. 1 in NFL history (min. 1,500 attempts) in career passer rating (104.0), interception percentage (1.56) and TD/INT ratio (4.09, 307/75).

- Has posted six seasons (2009, 2011-12, 2014-16) with 500-plus passing attempts and eight or fewer INTs, the most in NFL history ahead of Patriots QB Tom Brady (three) and nine QBs (one).

- Has been named the NFL's Most Valuable Player by *The Associated Press* twice in his career (2011, 2014), one of only eight players in league history to win the award multiple times.

- Is the only quarterback in league history to record a 100-plus passer rating in six consecutive seasons (2009-14), with no other QB doing so in more than four straight seasons. Has posted a 100-plus rating in seven seasons (2009-14, 2016), the most in NFL annals.

- Is one of only four QBs in NFL annals with 35,000-plus passing yards and 2,500-plus rushing yards (Fran Tarkenton, John Elway, Donovan McNabb).

- Is the lone QB in NFL history to throw 40-plus TD passes with seven or fewer INTs in a season, having done it twice in his career (45/6 in 2011, 40/7 in 2016).

- In 139 career regular-season starts (since 2008), has posted 52 games with 300-plus passing yards (No. 3 in the NFL over that span), 81 without an interception (No. 1, min. 15 attempts) and 77 with a 100-plus passer rating (No. 2).

- Has been selected to the Pro Bowl in six of the last eight seasons (2009, 2011-12, 2014-16).

- In the franchise record books, holds seven of the top eight single-season marks for passer rating (2009-14, 2016), four of the top six for passing TDs (2011-12, 2014, 2016), six of the top seven for completion percentage (2010-14, 2016) and four of the top six for passing yards (2009, 2011, 2014, 2016).

2017 SEASON: Has completed 107 of 160 passes (66.9 percent) for 1,146 yards and 10 TDs with three INTs for a 100.7 passer rating...Is tied for the league lead in TD passes and ranks No. 3 in the NFL in completions

(107), passing yards (1,146) and passing first downs (58)...Ranks No. 4 in TD percentage (6.3) and No. 5 with 10 completions of 25-plus yards (seven)...Has posted a 121.3 passer rating in the second half/OT, connecting on 65 of 90 passes (72.2 percent) for seven TDs and no INTs...Has added 51 rushing yards on 14 carries (3.6 avg.).

► **Vs. Seattle (Sept. 10):** Threw for 311 yards and a TD with one INT on 28-of-42 passing for an 86.5 rating...It marked his fifth 300-yard passing game in his last seven home openers...Dating back to last season, it also marked his third straight 300-yard passing effort, which is tied for the second-longest streak in team history behind his own streak of four games in 2011...Was his 50th career 300-yard passing game, second in franchise history to only Brett Favre (55)...Late in the third quarter, found WR Jordy Nelson for a 32-yard TD pass down the middle of the field on a free play for the Packers (12 men on the field for Seattle)...Completed 6 of 9 passes on third down for 109 yards and a TD for a 145.1 passer rating...Added 21 rushing yards on seven carries (3.0 avg.)...Saw his streak of consecutive attempts without an INT end at 251, the second-longest streak in franchise history behind only QB Bart Starr (294, 1964-65).

► **At Atlanta (Sept. 17):** Connected on 33 of 50 passes for 343 yards and two TDs with one INT for a 90.7 passer rating...Threw his 300th career TD pass, a 1-yard left-handed shovel pass to RB Ty Montgomery in the fourth quarter, to become the fastest to 300 TD passes in league history by doing so on his 4,742nd career attempt (Peyton Manning, 5,306 attempts) and in his 144th career game (Manning and Dan Marino, 157 games)...Also set the NFL mark for the fewest career INTs at the time of his 300th TD pass with 74, easily besting the previous mark of 115 INTs by Brady...Became just the 11th QB in NFL history to throw 300-plus TD passes as he moved into a tie for No. 10 in league history with John Elway (300)...Dating back to last season, it marked his fourth straight game with 27-plus completions, tied with Favre (Weeks 2-5, 2007) for the longest streak in team history...Earlier in the fourth quarter, found WR Davante Adams down the left sideline for a 33-yard TD on fourth-and-7...Registered his fourth straight 300-yard passing game, which tied the franchise mark he set in 2011...Posted his 11th multi-TD passing game in his last 13 contests.

► **Vs. Cincinnati (Sept. 24):** Posted his fifth consecutive 300-yard passing game, a franchise record as he surpassed his own mark of four straight games in 2011...Connected on 28 of 42 passes for 313 yards and three TDs with one INT for a 102.6 rating...Has now posted 300-plus passing yards in each of the first three games of the season for the first time in his career...It marked his fifth straight game with 27-plus completions, a franchise record as he bested Favre's mark of four straight in 2007 (Weeks 2-5)...Posted a 122.5 passer rating in the second half/OT, completing 19 of 27 passes for 240 yards and two TDs with no INTs...Posted his first career win against the Bengals, giving him a victory against all 31 other teams in the league...His first TD pass came on the opening drive, a 1-yard throw to a wide-open TE Lance Kendricks off a play-action fake...Threw two TD passes to WR Jordy Nelson, with the second one capping off a 12-play, 75-yard drive that tied the game at 24 and sent it to overtime...Completed nine passes on the game-tying drive, rolling out to his right on the TD to Nelson as he completed the pass near the pylon just past the outstretched arms of CB Dre Kirkpatrick...On the offense's opening drive in overtime, drew DE Michael Johnson offside on third down, giving the Packers a free play as he found WR Geronimo Allison down the sideline near the Cincinnati 45 before Allison cut it back and took it down the field for a 72-yard gain to the 7-yard line to set up K Mason Crosby's game-winning 27-yard FG two plays later...Added 23 rushing yards on four attempts (5.8 avg.).

► **Vs. Chicago (Sept. 28):** Threw four TD passes with no INTs on 18-of-26 passing for 179 yards and a 128.0 passer rating...It marked his fourth career game against the Bears with four-plus TD passes and zero INTs, one of two opponents he has done that against (Minnesota, four games)...According to the Elias Sports Bureau, he joined Brady (five games vs. Buffalo) as the only QBs in league history to have four or more games with four-plus TD passes/zero INTs vs. the same opponent...Joined QB Fran Tarkenton as the only QBs in NFL history to record four games with four-plus TD passes vs. Chicago...Threw two TD passes in the opening 6:04 of the game, the quickest he had thrown two TD passes in his career...Found Adams for a 5-yard score on the Packers' opening drive and then

connected with WR Randall Cobb for a 2-yard TD less than a minute later after a Green Bay takeaway...His final two TD passes came to Nelson, a 4-yarder late in the third quarter and then an 8-yard TD early in the fourth.

82 Richard Rodgers, TE, 4th Year, California

- Is one of only two tight ends in franchise history (Bubba Franks) to register 20-plus catches in each of his first three seasons in the NFL.

- Has not missed a game in his NFL career, appearing in all 48 regular-season games and seven postseason contests since joining the Packers in 2014.

- Had 58 receptions in 2015, becoming just the fourth TE in team history to record 55-plus receptions in a season (Paul Coffman, Jermichael Finley, Jackie Harris).

- Was one of only four TEs in the league in '15 to register 55-plus catches, 500-plus receiving yards and eight or more TD receptions (Rob Gronkowski, Jordan Reed, Gary Barnidge).

2017 SEASON: Has played in four games and has two catches for 22 yards (11.0 avg.).

►**Vs. Seattle (Sept. 10):** Appeared on five plays on offense and three on special teams.

►**At Atlanta (Sept. 17):** Played 10 snaps on offense, recording two catches for 22 yards (11.0 avg.)...On Green Bay's opening possession, came out of the backfield and across the field to catch a short pass from QB Aaron Rodgers and pick up 14 yards on third-and-7.

►**Vs. Cincinnati (Sept. 24):** Appeared on 10 plays on offense and 11 on special teams.

►**Vs. Chicago (Sept. 28):** Played 10 snaps on offense and eight on special teams.

24 Quinten Rollins, CB, 3rd Year, Miami (Ohio)

- Saw action in 13 games with a career-best 10 starts (four at LCB, six as the third CB) and posted 41 tackles (35 solo), an interception and 11 passes defended in 2016.

- Played in 14 games with four starts (two at LCB, two at RCB) in 2015, and his two interceptions (one returned for a TD) were tied for No. 3 on the team and tied for No. 4 among NFL rookies.

- Recorded two interceptions vs. St. Louis in Week 5 (2015), becoming the first Green Bay rookie to do so since Casey Hayward had two at Houston on Oct. 14, 2012. Returned the first interception 45 yards for a TD, becoming the first Packers rookie to record a pick-six since S Marques Anderson in 2002 (vs. Detroit, Nov. 10).

2017 SEASON: Has played in all four games with one start and has registered 12 tackles (nine solo) and a pass defended...Has posted three tackles (No. 2 on the team) and a fumble recovery on special teams.

►**Vs. Seattle (Sept. 10):** Played 46 of 49 snaps on defense, tying for the team lead with a career-high nine tackles (six solo), including two tackles for a loss...Added a pass defended...Midway through the second quarter, came up to bring down TE Jimmy Graham for a 1-yard loss on a third-down reception as the Seahawks were forced to punt...Late in the second quarter, made a leaping deflection of a pass intended for Graham in the end zone with four seconds remaining to force Seattle to settle for a FG...Helped limit QB Russell Wilson to a 69.7 passer rating as he completed just 14 of 27 passes for 158 yards with no TDs.

►**At Atlanta (Sept. 17):** Started as the third CB, appearing on 34 snaps, and recorded three tackles (all solo).

►**Vs. Cincinnati (Sept. 24):** Led the team with two tackles and a fumble recovery on special teams...Late in the first half, blocked CB William Jackson into the returner, WR Alex Erickson, as Erickson muffed the catch and Rollins recovered the ball at the Cincinnati 33 as time expired in the half.

►**Vs. Chicago (Sept. 28):** Played 14 snaps on special teams and one on defense and registered a tackle on special teams.

47 Jake Ryan, LB, 3rd Year, Michigan

- Set career highs with 10 starts and 84 tackles (No. 2 on the team) in 2016.

- Started all three postseason games in 2016 and was tied for No. 2 on the team with 16 tackles (10 solo).

- Played in 14 games with five starts as a rookie, opening at BLB for the final five contests. Registered 47 tackles (32 solo) and a fumble recovery on defense and six tackles on special teams.

2017 SEASON: Has played in three games with two starts and has registered 12 tackles (eight solo), a tackle for a loss, a fumble recovery, a pass defended, a QB pressure and a QB hit.

►**Vs. Seattle (Sept. 10):** Started and played five snaps on defense, recording two tackles (one solo), including a tackle for a loss...Late in the first quarter, brought down RB Eddie Lacy for a 2-yard loss on a run...Also saw 19 plays on special teams.

►**At Atlanta (Sept. 17):** Played 17 snaps on defense and posted five tackles (all solo).

►**Vs. Cincinnati (Sept. 24):** Inactive (hamstring/concussion).

►**Vs. Chicago (Sept. 28):** Started and played 42 snaps, recording five tackles (two solo), a fumble recovery, a pass defended, a QB hit and a QB pressure...On Chicago's opening offensive play, recovered a QB Mike Glennon fumble at the Chicago 3 to set up a Green Bay TD, a fumble that was forced by LB Clay Matthews on a sack at the Chicago 14.

65 Lane Taylor, G, 5th Year, Oklahoma State

- Started a career-high 16 games at LG last season, one of three Green Bay linemen (David Bakhtiari, Bryan Bulaga) to open every game in 2016.

- Made his first career starts in 2015, opening at RG at Detroit in Week 13 in place of an injured T.J. Lang and at LG in Week 17 vs. Minnesota with Josh Sitton sliding to LT in place of an injured Bakhtiari.

- Played in all 16 contests in 2014, seeing limited action on offense at both guard spots and as an extra lineman, and on special teams.

- Was one of three rookie free agents to make Green Bay's opening-day roster in 2013.

2017 SEASON: Has started all four games, opening three at LG and one at LT...Has helped the offense rank No. 1 in red-zone scoring (78.6 percent), No. 4 in first downs (89), No. 3 in third-down conversions (49.1 percent) and No. 8 in scoring (25.5 ppg).

►**Vs. Seattle (Sept. 10):** Started at LG and played all 82 snaps, helping the offense rack up 26 first downs, the top mark by the Packers in a season opener since 2002 (29 vs. Atlanta), and a 39:13 time of possession, the best mark by Green Bay since Week 7 last season vs. Chicago (39:36)...Helped protect QB Aaron Rodgers as he threw for 311 yards and a TD on 28-of-42 passing.

►**At Atlanta (Sept. 17):** Started at LG and played all 76 snaps, helping to protect QB Aaron Rodgers as he threw for 343 yards and two TDs on 33-of-50 passing.

►**Vs. Cincinnati (Sept. 24):** Started at LG and played 68 of 70 snaps, departing the game for two plays late in the first half due to injury...Helped to block for Rodgers as he posted his franchise-record fifth consecutive 300-yard passing game with 313 yards and three TDs with one INT on 28-of-42 passing for a 102.6 passer rating.

►**Vs. Chicago (Sept. 28):** Started at LT for the first time in his career, opening in place of an injured David Bakhtiari (hamstring)...Played all 55 snaps, helping to block for Rodgers as he threw a season-high four TD passes on 18-of-26 passing for 179 yards.

48 Joe Thomas, LB, 3rd Year, South Carolina State

- In 2016, set career highs in games played (16), starts (seven), total tackles (77, No. 4 on the team), solo tackles (62) and passes defended (eight), while also registering the first interception and fumble recovery of his career.

- Played in all three 2016 postseason contests with two starts, tying for No. 4 on the team with 13 total tackles.

- Was with the Packers during the 2015 offseason and preseason before being waived on Sept. 5, 2015. Was signed to Green Bay's 53-man roster on Sept. 21, 2015, from the Dallas Cowboys' practice squad and played in 14 games and both postseason contests.

- Entered the league with the Packers as an undrafted free agent in May 2014. Was on Green Bay's practice squad for the final eight games of the 2014 regular season and both playoff contests.

2017 SEASON: Has played in all four games, seeing time on defense and special teams...Has posted two tackles (two solo) and a half-sack...

Has added a tackle on special teams.

►**Vs. Seattle (Sept. 10):** Appeared on five plays on defense and 19 on special teams.

►**At Atlanta (Sept. 17):** Played 14 snaps on defense and 19 on special teams...On Atlanta's second series, eluded a block from RB Tevin Coleman to get to QB Matt Ryan for a shared 11-yard sack with LB Clay Matthews on third down...Finished with two tackles (both solo).

►**Vs. Cincinnati (Sept. 24):** Appeared on 14 plays on defense and posted a tackle on special teams.

►**Vs. Chicago (Sept. 28):** Played five snaps on defense and eight on special teams before departing the game in the second quarter due to an ankle injury...On a third-and-17 early in the second quarter, ran down the seam to make a leaping breakup of a QB Mike Glennon pass intended for WR Joshua Bellamy at the Green Bay 1-yard line, forcing a Chicago punt.

8 Justin Vogel, P, Rookie, Miami

- Signed by Green Bay as an undrafted free agent in May 2017.

- Appeared in 39 games over three seasons at Miami, posting a 43.0-yard gross average on 183 punts.

- Ranked No. 2 in the Atlantic Coast Conference as a senior in 2016 with a career-high 43.8-yard gross average.

2017 SEASON: Has registered a 45.9-yard gross average and a 43.5-yard net average on 19 punts with five inside the 20...Ranks No. 8 in the league in net punting average...Has added a tackle on special teams.

►**Vs. Seattle (Sept. 10):** Punted five times in his NFL debut, posting a 43.8-yard gross average with a 42.4-yard net average...Had a long punt of 57 yards in the second quarter and placed one punt inside the 20...On five punts, allowed only one return for 7 yards by WR Tyler Lockett...Became the first undrafted rookie to punt for the Packers in a regular-season game since Chris Hanson in 1999 (Week 1 vs. Oakland).

►**At Atlanta (Sept. 17):** Punted three times on the evening, recording a 39.7-yard average for gross and net with one inside the 20.

►**Vs. Cincinnati (Sept. 24):** Posted a 49.3-yard gross average and a 44.2-yard net average on six punts, including two punts inside the 20...Booted a 61-yarder in the second quarter...Added punts of 54, 53, 51 and 50 yards, giving him five punts of 50-plus yards in the game...Posted a tackle on punt coverage.

►**Vs. Chicago (Sept. 28):** Registered a career-best 46.2-yard net average (47.6-yard gross) on five punts, highlighted by a career-long 62-yard punt in the first quarter that was fair caught at the Chicago 15...His net average was tied for the sixth-best posted by a Green Bay punter in a game since 1976 (min. four punts)...Became the first Green Bay punter since Tim Masthay in 2013 to record a 60-yard punt in back-to-back games.

30 Jamaal Williams, RB, Rookie, Brigham Young

- Finished his career at Brigham Young as the school's all-time leader in rushing yards (3,901), rushing attempts (726) and 100-yard rushing games (16).

- Is one of only four players in school history to register multiple 1,000-yard rushing seasons, posting 1,233 yards in 2013 and a career-best 1,375 yards in 2016.

- Ranked No. 5 in the nation in 2016 in rushing yards per game (137.5) and registered six 100-yard rushing games, including two with 200-plus yards.

2017 SEASON: Has played in all four games, rushing for 32 yards on nine carries (3.6 avg.) with two receptions for 7 yards (3.5 avg.).

►**Vs. Seattle (Sept. 10):** Had two carries for 9 yards (4.5 avg.) in his NFL debut.

►**At Atlanta (Sept. 17):** Rushed for 6 yards on two carries (3.0 avg.) and posted a 5-yard reception in the fourth quarter, the first catch of his NFL career.

►**Vs. Cincinnati (Sept. 24):** Played five snaps on offense and posted a 6-yard run.

►**Vs. Chicago (Sept. 28):** Rushed for 11 yards on four carries (2.8 avg.) with a 2-yard reception before leaving the game early in the second quarter due to a knee injury and did not return.

National Football League Game Summary

NFL Copyright © 2017 by The National Football League. All rights reserved. This summary and play-by-play is for the express purpose of assisting media in their coverage of the game; any other use of this material is prohibited without the written permission of the National Football League. Updated: 9/29/2017

Date: Thursday, 9/28/2017

Chicago Bears at Green Bay Packers

at Lambeau Field, Green Bay, WI

Start Time: 7:28 PM CDT

Game Day Weather

Game Weather: Cloudy

Temp: 65° F (18.3° C) Humidity: 62%, Wind: SW 5 mph

Played Outdoor on Turf: DD GrassMaster

Officials

Referee: Hussey, John (35)

Umpire: Michalek, Tony (115)

Down Judge: Walker, Ed (123)

Line Judge: Marinucci, Ron (107)

Field Judge: Buchanan, Jimmy (86)

Side Judge: Baynes, Allen (56)

Back Judge: Ferguson, Keith (61)

Replay Official: Wimmer, Mike (0)

Lineups

Chicago Bears				Green Bay Packers			
Offense		Defense		Offense		Defense	
WR	13 K.Wright	DE	96 A.Hicks	WR	87 J.Nelson	DE	94 D.Lowry
TE	88 D.Sims	NT	91 E.Goldman	LT	65 L.Taylor	NT	97 K.Clark
RT	70 B.Massie	OLB	97 W.Young	LG	62 L.Patrick	DT	91 Q.Dial
RG	75 K.Long	ILB	52 C.Jones	C	63 C.Linsley	LOLB	52 C.Matthews
C	65 C.Whitehair	ILB	59 D.Trevathan	RG	73 J.Evans	ILB	47 J.Ryan
LG	71 J.Sitton	OLB	94 L.Floyd	RT	64 J.McCray	ILB	50 B.Martinez
LT	72 C.Leno	CB	37 B.Callahan	TE	80 M.Bennett	ROLB	55 A.Brooks
TE	86 Z.Miller	S	38 A.Amos	WR	18 R.Cobb	LCB	23 D.Randall
QB	8 M.Glennon	S	39 E.Jackson	WR	17 D.Adams	RCB	20 K.King
WR	15 J.Bellamy	CB	31 M.Cooper	QB	12 A.Rodgers	SS	42 M.Burnett
RB	24 Jo.Howard	CB	23 K.Fuller	RB	88 T.Montgomery	FS	21 H.Clinton-Dix

Substitutions

K 4 C.Barth, WR 12 M.Wheaton, WR 14 D.Thompson, P 16 P.O'Donnell, DB 20 P.Amukamara, DB 22 C.LeBlanc, DB 26 D.Bush, DB 27 S.McManis, RB 29 T.Cohen, RB 30 B.Cunningham, DB 36 D.Houston-Carson, FB 46 M.Burton, LS 49 A.DePaola, LB 53 J.Timu, LB 58 J.Anderson, OL 76 T.Compton, OL 79 B.Sowell, TE 87 A.Shaheen, DL 90 J.Bullard, LB 92 P.McPhee, LB 93 S.Acho, DL 95 R.Robertson-Harris, DL 98 M.Unrein

Substitutions

K 2 M.Crosby, QB 7 B.Hundley, P 8 J.Vogel, WR 11 T.Davis, FB 22 A.Ripkowski, CB 24 Q.Rollins, S 25 M.Evans, S 27 J.Jones, CB 28 J.Hawkins, S 29 K.Brice, RB 30 J.Williams, RB 33 A.Jones, LB 48 J.Thomas, LB 51 K.Fackrell, LB 53 N.Perry, LS 59 T.Pepper, WR 81 G.Allison, TE 82 R.Rodgers, WR 83 J.Janis, TE 84 L.Kendricks, LB 98 C.Odom, DT 99 R.Jean Francois

Did Not Play

QB 10 M.Trubisky

Did Not Play

T 74 U.John, G/T 77 A.Pankey

Not Active

QB 6 M.Sanchez, DB 21 Q.Demps, RB 33 T.Mizzell, LB 44 N.Kwiatkoski, OL 55 H.Grasu, DL 73 J.Jenkins, TE 85 D.Brown

Not Active

CB 31 D.House, RB 32 D.Mays, CB 41 L.Pipkins, T 69 D.Bakhtiari, T 75 B.Bulaga, DT 76 M.Daniels, DT 90 M.Adams

Field Goals (made () & missed)

C.Barth 47WR

		1	2	3	4	OT	Total
VISITOR:	Chicago Bears	0	7	0	7	0	14
HOME:	Green Bay Packers	14	7	7	7	0	35

Scoring Plays

Team	Qtr	Time	Play Description (Extra Point) (Drive Info)	Visitor	Home
Packers	1	9:49	D.Adams 5 yd. pass from A.Rodgers (M.Crosby kick) (10-75, 5:11)	0	7
Packers	1	8:56	R.Cobb 2 yd. pass from A.Rodgers (M.Crosby kick) (3-3, 0:45)	0	14
Packers	2	4:48	A.Jones 2 yd. run (M.Crosby kick) (2-60, 0:40)	0	21
Bears	2	0:08	K.Wright 5 yd. pass from M.Glennon (C.Barth kick) (7-72, 1:33)	7	21
Packers	3	4:09	J.Nelson 4 yd. pass from A.Rodgers (M.Crosby kick) (13-63, 7:43)	7	28
Packers	4	14:54	J.Nelson 8 yd. pass from A.Rodgers (M.Crosby kick) (6-42, 2:51)	7	35
Bears	4	6:01	Jo.Howard 3 yd. run (C.Barth kick) (15-75, 8:53)	14	35
Paid Attendance: 78,362				Time: 3:52	

Chicago Bears vs Green Bay Packers
9/28/2017 at Lambeau Field

Final Individual Statistics

Chicago Bears

RUSHING	ATT	YDS	AVG	LG	TD
Jo.Howard	18	53	2.9	16	1
B.Cunningham	5	26	5.2	12	0
T.Cohen	6	24	4.0	7	0
M.Glennon	1	0	0.0	0	0
Total	30	103	3.4	16	1

PASSING	ATT	CMP	YDS	SK/YD	TD	LG	IN	RT
M.Glennon	33	21	218	1/13	1	29	2	67.5
Total	33	21	218	1/13	1	29	2	67.5

PASS RECEIVING	TAR	REC	YDS	AVG	LG	TD
D.Thompson	9	5	44	8.8	15	0
K.Wright	4	4	51	12.8	22	1
T.Cohen	4	4	24	6.0	8	0
J.Bellamy	6	3	36	12.0	15	0
Z.Miller	2	2	45	22.5	29	0
Jo.Howard	4	2	10	5.0	7	0
D.Sims	1	1	8	8.0	8	0
M.Wheaton	3	0	0	0.0	0	0
Total	33	21	218	10.4	29	1

INTERCEPTIONS	NO	YDS	AVG	LG	TD
Total	0	0	0	0	0

PUNTING	NO	YDS	AVG	NET	TB	IN20	LG
P.O'Donnell	3	147	49.0	47.3	0	2	59
Total	3	147	49.0	47.3	0	2	59

PUNT RETURNS	NO	YDS	AVG	FC	LG	TD
T.Cohen	2	7	3.5	0	9	0
[DOWNED]	1	0	0.0	0	0	0
[OUT OF BOUNDS]	2	0	0.0	0	0	0
Total	2	7	3.5	0	9	0

KICKOFF RETURNS	NO	YDS	AVG	FC	LG	TD
D.Thompson	1	27	27.0	0	27	0
B.Cunningham	1	25	25.0	0	25	0
[TOUCHBACK]	4	0	0.0	0	0	0
Total	2	52	26.0	0	27	0

Chicago Bears

FUMBLES	FUM	LOST	OWN-REC	YDS	TD	FORCED	OPP-REC	YDS	TD	OUT-BDS
M.Glennon	2	2	0	0	0	0	0	0	0	0
Total	2	2	0	0	0	0	0	0	0	0

Green Bay Packers

FUMBLES	FUM	LOST	OWN-REC	YDS	TD	FORCED	OPP-REC	YDS	TD	OUT-BDS
C.Matthews	0	0	0	0	0	1	0	0	0	0
B.Martinez	0	0	0	0	0	0	1	0	0	0
J.Ryan	0	0	0	0	0	0	1	0	0	0
Total	0	0	0	0	0	1	2	0	0	0

Green Bay Packers

RUSHING	ATT	YDS	AVG	LG	TD
A.Jones	13	49	3.8	11	1
T.Montgomery	5	28	5.6	11	0
J.Williams	4	11	2.8	4	0
A.Ripkowski	1	4	4.0	4	0
A.Rodgers	1	-1	-1.0	-1	0
Total	24	91	3.8	11	1

PASSING	ATT	CMP	YDS	SK/YD	TD	LG	IN	RT
A.Rodgers	26	18	179	2/10	4	58	0	128.0
B.Hundley	1	1	0	0/0	0	0	0	79.2
Total	27	19	179	2/10	4	58	0	127.9

PASS RECEIVING	TAR	REC	YDS	AVG	LG	TD
M.Bennett	7	6	39	6.5	26	0
J.Nelson	7	4	75	18.8	58	2
R.Cobb	4	4	44	11.0	26	1
D.Adams	5	2	13	6.5	8	1
A.Ripkowski	2	1	6	6.0	6	0
J.Williams	1	1	2	2.0	2	0
L.Kendricks	1	1	0	0.0	0	0
Total	27	19	179	9.4	58	4

INTERCEPTIONS	NO	YDS	AVG	LG	TD
K.Brice	1	11	11.0	11	0
H.Clinton-Dix	1	3	3.0	3	0
Total	2	14	7.0	11	0

PUNTING	NO	YDS	AVG	NET	TB	IN20	LG
J.Vogel	5	238	47.6	46.2	0	1	62
Total	5	238	47.6	46.2	0	1	62

PUNT RETURNS	NO	YDS	AVG	FC	LG	TD
T.Davis	1	5	5.0	2	5	0
Total	1	5	5.0	2	5	0

KICKOFF RETURNS	NO	YDS	AVG	FC	LG	TD
[TOUCHBACK]	3	0	0.0	0	0	0
Total	0	0	0.0	0	0	0

Chicago Bears vs Green Bay Packers
9/28/2017 at Lambeau Field

Final Team Statistics

	Visitor Bears	Home Packers
TOTAL FIRST DOWNS	20	17
By Rushing	7	5
By Passing	11	9
By Penalty	2	3
THIRD DOWN EFFICIENCY	5-12-42%	7-14-50%
FOURTH DOWN EFFICIENCY	2-2-100%	1-1-100%
TOTAL NET YARDS	308	260
Total Offensive Plays (inc. times thrown passing)	64	53
Average gain per offensive play	4.8	4.9
NET YARDS RUSHING	103	91
Total Rushing Plays	30	24
Average gain per rushing play	3.4	3.8
Tackles for a loss-number and yards	4-8	0-0
NET YARDS PASSING	205	169
Times thrown - yards lost attempting to pass	1-13	2-10
Gross yards passing	218	179
PASS ATTEMPTS-COMPLETIONS-HAD INTERCEPTED	33-21-2	27-19-0
Avg gain per pass play (inc.# thrown passing)	6.0	5.8
KICKOFFS Number-In End Zone-Touchbacks	3-3-3	6-5-4
PUNTS Number and Average	3-49.0	5-47.6
Had Blocked	0	0
FGs - PATs Had Blocked	0-0	0-0
Net Punting Average	47.3	46.2
TOTAL RETURN YARDAGE (Not Including Kickoffs)	7	19
No. and Yards Punt Returns	2-7	1-5
No. and Yards Kickoff Returns	2-52	0-0
No. and Yards Interception Returns	0-0	2-14
PENALTIES Number and Yards	8-62	7-55
FUMBLES Number and Lost	2-2	0-0
TOUCHDOWNS	2	5
Rushing	1	1
Passing	1	4
EXTRA POINTS Made-Attempts	2-2	5-5
Kicking Made-Attempts	2-2	5-5
FIELD GOALS Made-Attempts	0-1	0-0
RED ZONE EFFICIENCY	2-2-100%	5-5-100%
GOAL TO GO EFFICIENCY	1-1-100%	4-4-100%
SAFETIES	0	0
FINAL SCORE	14	35
TIME OF POSSESSION	31:51	28:09

Ball Possession And Drive Chart

Chicago Bears

#	Time Recd	Time Lost	Time Poss	How Ball Obtained	Drive Began	# Play	Yds Gain	Yds Pen	Net Yds	1st Down	Last Scrm	How Given Up
1	9:49	9:41	0:08	Kickoff	CHI 25	1	-13	0	-13	0	CHI 25	Fumble
2	8:56	5:45	3:11	Kickoff	CHI 26	6	30	15	45	3	GB 29	Fumble
3	4:24	2:49	1:35	Punt	CHI 15	3	6	0	6	0	CHI 21	Punt
4	0:48	11:12	4:36	Punt	CHI 42	8	24	-10	14	2	GB 44	Punt
5	6:54	5:28	1:26	Punt	CHI 34	3	16	-5	11	1	CHI 45	Interception
6	4:48	2:32	2:16	Kickoff	CHI 25	3	8	0	8	0	CHI 33	Punt
7	1:41	0:08	1:33	Punt	CHI 28	7	72	0	72	4	* GB 5	Touchdown
8	15:00	11:52	3:08	Kickoff	CHI 28	9	43	0	43	2	GB 29	Missed FG
9	4:09	2:45	1:24	Kickoff	CHI 25	3	24	-10	14	1	CHI 39	Interception
10	14:54	6:01	8:53	Kickoff	CHI 25	15	70	5	75	6	* GB 3	Touchdown
11	3:41	0:00	3:41	Punt	CHI 40	7	28	-12	16	1	CHI 48	End of Game

(313) Average CHI 28

Green Bay Packers

#	Time Recd	Time Lost	Time Poss	How Ball Obtained	Drive Began	# Play	Yds Gain	Yds Pen	Net Yds	1st Down	Last Scrm	How Given Up
1	15:00	9:49	5:11	Kickoff	GB 25	10	75	0	75	5	* CHI 5	Touchdown
2	9:41	8:56	0:45	Fumble	CHI 3	3	3	0	3	1	* CHI 2	Touchdown
3	5:45	4:24	1:21	Fumble	GB 24	3	4	-5	-1	0	GB 23	Punt
4	2:49	0:48	2:01	Punt	GB 15	3	-4	0	-4	0	GB 11	Punt
5	11:12	6:54	4:18	Punt	GB 5	6	18	0	18	1	GB 23	Punt
6	5:28	4:48	0:40	Interception	GB 40	2	60	0	60	2	* CHI 2	Touchdown
7	2:32	1:41	0:51	Punt	GB 18	3	4	0	4	0	GB 22	Punt
8	0:08	0:00	0:08	Kickoff	GB 25	1	-1	0	-1	0	GB 25	End of Half
9	11:52	4:09	7:43	Missed FG	GB 37	13	53	10	63	6	* CHI 4	Touchdown
10	2:45	14:54	2:51	Interception	CHI 42	6	42	0	42	2	* CHI 8	Touchdown
11	6:01	3:41	2:20	Kickoff	GB 25	3	6	0	6	0	GB 31	Punt

(369) Average GB 34

* inside opponent's 20

Time of Possession by Quarter

Visitor	Chicago Bears	1st	2nd	3rd	4th	OT	Total
Home	Green Bay Packers	5:42	9:03	4:32	12:34		31:51
		9:18	5:57	10:28	2:26		28:09

Kickoff Drive No.-Start Average

Bears: 6 - CHI 26

Packers: 3 - GB 25

9/28/2017 at Lambeau Field

Chicago Bears	Regular Defensive Plays												Special Teams					Misc			
	TKL	AST	COMB	SK	/ YDS	TFL	Q	IN	PD	FF	FR	TKL	AST	FF	FR	BL	TKL	AST	FF	FR	
D.Trevathan	6	7	13	0	0	0	0	0	0	0	0	0	0	0	0	0	0	0	0	0	
A.Amos	7	1	8	0	0	0	0	0	0	0	0	0	0	0	0	0	0	0	0	0	
K.Fuller	4	1	5	0	0	0	0	0	0	0	0	0	0	0	0	0	0	0	0	0	
C.Jones	3	2	5	0	0	0	0	0	0	0	0	0	0	0	0	0	0	0	0	0	
L.Floyd	3	0	3	1	1	1	1	0	0	0	0	0	0	0	0	0	0	0	0	0	
P.McPhee	3	0	3	1	9	1	1	0	0	0	0	0	0	0	0	0	0	0	0	0	
J.Timu	2	1	3	0	0	0	0	0	0	0	0	0	0	0	0	0	0	0	0	0	
W.Young	0	2	2	0	0	0	0	0	0	0	0	0	0	0	0	0	0	0	0	0	
A.Hicks	0	2	2	0	0	0	0	0	0	0	0	0	0	0	0	0	0	0	0	0	
E.Goldman	0	2	2	0	0	0	0	0	0	0	0	0	0	0	0	0	0	0	0	0	
M.Unrein	0	2	2	0	0	0	0	0	0	0	0	0	0	0	0	0	0	0	0	0	
E.Jackson	1	0	1	0	0	0	0	0	1	0	0	0	0	0	0	0	0	0	0	0	
M.Cooper	1	0	1	0	0	0	0	0	0	0	0	0	0	0	0	0	0	0	0	0	
B.Callahan	0	1	1	0	0	0	0	0	0	0	0	0	0	0	0	0	0	0	0	0	
R.Robertson-Harris	0	1	1	0	0	0	0	0	0	0	0	0	0	0	0	0	0	0	0	0	
J.Bullard	0	0	0	0	0	0	0	0	1	0	0	0	0	0	0	0	0	0	0	0	
B.Cunningham	0	0	0	0	0	0	0	0	0	0	0	0	1	0	0	0	0	1	0	0	
C.Leno	0	0	0	0	0	0	0	0	0	0	0	0	0	0	0	0	0	2	0	0	
Z.Miller	0	0	0	0	0	0	0	0	0	0	0	0	0	0	0	0	0	1	0	0	
Total	30	22	52	2	10	2	2	0	2	0	0	1	0	0	0	0	4	0	0	0	

Green Bay Packers	Regular Defensive Plays												Special Teams					Misc			
	TKL	AST	COMB	SK	/ YDS	TFL	QH	IN	PD	FF	FR	TKL	AST	FF	FR	BL	TKL	AST	FF	FR	
M.Burnett	6	3	9	0	0	1	1	0	0	0	0	0	0	0	0	0	0	0	0	0	0
H.Clinton-Dix	8	0	8	0	0	1	0	1	1	0	0	0	0	0	0	0	0	0	0	0	0
B.Martinez	5	2	7	0	0	0	0	0	0	0	0	1	0	0	0	0	0	0	0	0	0
J.Hawkins	5	0	5	0	0	0	0	0	3	0	0	0	0	0	0	0	0	0	0	0	0
D.Randall	3	2	5	0	0	1	0	0	0	0	0	0	0	0	0	0	0	0	0	0	0
J.Ryan	2	3	5	0	0	0	0	0	0	0	0	1	0	0	0	0	0	0	0	0	0
K.Brice	3	1	4	0	0	0	0	1	1	0	0	0	0	0	0	0	0	0	0	0	0
N.Perry	3	1	4	0	0	0	0	0	0	0	0	0	0	0	0	0	0	0	0	0	0
Q.Dial	2	2	4	0	0	0	0	0	1	0	0	0	0	0	0	0	0	0	0	0	0
C.Matthews	3	0	3	1	13	0	2	0	0	1	0	0	0	0	0	0	0	0	0	0	0
J.Jones	2	1	3	0	0	0	0	0	0	0	0	0	0	0	0	0	0	0	0	0	0
K.King	1	0	1	0	0	0	0	0	0	0	0	0	1	0	0	0	0	0	0	0	0
A.Brooks	1	0	1	0	0	1	0	0	0	0	0	0	0	0	0	0	0	0	0	0	0
R.Jean Francois	1	0	1	0	0	0	0	0	0	0	0	0	0	0	0	0	0	0	0	0	0
K.Clark	0	1	1	0	0	0	0	0	0	0	0	0	0	0	0	0	0	0	0	0	0
D.Lowry	0	1	1	0	0	0	0	0	0	0	0	0	0	0	0	0	0	0	0	0	0
J.Thomas	0	0	0	0	0	0	0	0	1	0	0	0	0	0	0	0	0	0	0	0	0
A.Ripkowski	0	0	0	0	0	0	0	0	0	0	0	0	1	0	0	0	0	0	0	0	0
L.Kendricks	0	0	0	0	0	0	0	0	0	0	0	0	1	0	0	0	0	0	0	0	0
Q.Rollins	0	0	0	0	0	0	0	0	0	0	0	0	1	0	0	0	0	0	0	0	0
M.Evans	0	0	0	0	0	0	0	0	0	0	0	0	0	1	0	0	0	0	0	0	0
Total	45	17	62	1	13	4	3	2	7	1	2	4	1	0	0	0	0	0	0	0	0

9/28/2017 at Lambeau Field

PERIOD SCORES

TIME OF POSSESSION

Scoring Plays

	Chicago Bears	Green Bay Packers
TOTAL FIRST DOWNS	10	9
First Downs Rushing-Passing-by Penalty	3 - 6 - 1	4 - 5 - 0
THIRD DOWN EFFICIENCY	3-6-50%	4-8-50%
TOTAL NET YARDS	143	159
Total Offensive Plays	31	31
NET YARDS RUSHING	31	50
NET YARDS PASSING	112	109
Gross Yards Passing	125	119
Times thrown-yards lost attempting to pass	1-13	2-10
Pass Attempts-Completions-Had Intercepted	16 - 11 - 1	15 - 9 - 0
Punts-Number and Average	3 - 49	4 - 52.3
Penalties-Number and Yards	3 - 20	4 - 35
Fumbles-Number and Lost	2 - 2	0 - 0
Red Zone Efficiency	1-1-100%	3-3-100%
Average Drive Start	CHI 28	GB 31

[illegible]

9/28/2017 at Lambeau Field

[illegible]

Play By Play

First Quarter

9/28/2017

CHI wins the coin toss and elects to defer. GB elects to Receive, and CHI elects to defend the north goal.

C.Barth kicks 65 yards from CHI 35 to end zone, Touchback.

Green Bay Packers at 15:00

1-10-GB 25	(15:00) (Shotgun) T.Montgomery left tackle to GB 30 for 5 yards (C.Jones).	
2-5-GB 30	(14:25) T.Montgomery left guard to GB 34 for 4 yards (A.Amos, W.Young).	
3-1-GB 34	(13:42) T.Montgomery left end to GB 37 for 3 yards (L.Floyd).	R1
<u>1-10-GB 37</u>	(13:07) (Shotgun) A.Rodgers pass short middle to R.Cobb to GB 49 for 12 yards (A.Amos).	P2
<u>1-10-GB 49</u>	(12:36) T.Montgomery up the middle to CHI 40 for 11 yards (A.Amos).	R3
<u>1-10-CHI 40</u>	(11:52) T.Montgomery left end pushed ob at CHI 35 for 5 yards (K.Fuller).	
2-5-CHI 35	(11:15) (Shotgun) A.Rodgers pass short left to R.Cobb to CHI 31 for 4 yards (D.Trevathan, K.Fuller). CHI-E.Goldman was injured during the play.	
3-1-CHI 31	(10:43) A.Rodgers pass short right to M.Bennett to CHI 5 for 26 yards (K.Fuller).	P4
<u>1-5-CHI 5</u>	(9:57) (Shotgun) A.Rodgers pass incomplete short left to D.Adams.	
2-5-CHI 5	(9:49) (Shotgun) A.Rodgers pass short right to D.Adams for 5 yards, TOUCHDOWN.	P5
	M.Crosby extra point is GOOD, Center-T.Pepper, Holder-J.Vogel.	

CHI 0 GB 7, 10 plays, 75 yards, 5:11 drive, 5:11 elapsed

M.Crosby kicks 65 yards from GB 35 to end zone, Touchback.

Chicago Bears at 9:49

1-10-CHI 25	(9:49) M.Glennon sacked at CHI 14 for -11 yards (C.Matthews). FUMBLES (C.Matthews) [C.Matthews], touched at CHI 12, RECOVERED by GB-J.Ryan at CHI 3. J.Ryan to CHI 3 for no gain (C.Leno).	
Green Bay Packers at 9:41		
1-3-CHI 3	(9:41) (Shotgun) J.Williams left guard to CHI 2 for 1 yard (D.Trevathan; A.Hicks).	
2-2-CHI 2	(9:03) A.Rodgers pass incomplete short left to M.Bennett.	
3-2-CHI 2	(8:59) (Shotgun) A.Rodgers pass short middle to R.Cobb for 2 yards, TOUCHDOWN.	P6
	M.Crosby extra point is GOOD, Center-T.Pepper, Holder-J.Vogel.	

CHI 0 GB 14, 3 plays, 3 yards, 0:45 drive, 6:04 elapsed

M.Crosby kicks 66 yards from GB 35 to CHI -1. D.Thompson to CHI 26 for 27 yards (K.King).

Chicago Bears at 8:56, (1st play from scrimmage 8:49)

1-10-CHI 26	(8:49) Jo.Howard right end to CHI 26 for no gain (C.Matthews).	
2-10-CHI 26	(8:13) Jo.Howard left end to CHI 30 for 4 yards (H.Clinton-Dix).	
3-6-CHI 30	(7:27) (Shotgun) M.Glennon pass short middle to K.Wright to CHI 46 for 16 yards (K.Brice).	P1
<u>1-10-CHI 46</u>	(6:43) M.Glennon pass short middle to J.Bellamy to GB 40 for 14 yards (H.Clinton-Dix). 47-J.Ryan tipped the ball at the line of scrimmage	P2
	<i>Penalty on GB-K.Clark, Defensive Offside, declined.</i>	X3
	<i>PENALTY on GB-H.Clinton-Dix, Unnecessary Roughness, 15 yards, enforced at GB 40.</i>	
<u>1-10-GB 25</u>	(6:27) Jo.Howard left end to GB 29 for -4 yards (A.Brooks).	
2-14-GB 29	(5:49) (Shotgun) M.Glennon FUMBLES (Aborted) at GB 33, RECOVERED by GB-B.Martinez at GB 24. B.Martinez to GB 24 for no gain (Z.Miller).	

Green Bay Packers at 5:45

1-10-GB 24	(5:45) (Shotgun) A.Rodgers pass incomplete deep right to D.Adams.	
2-10-GB 24	(5:39) (No Huddle, Shotgun) J.Williams right tackle to GB 28 for 4 yards (D.Trevathan; E.Goldman).	
3-6-GB 28	<i>(5:04) (No Huddle, Shotgun) PENALTY on GB-M.Bennett, False Start, 5 yards, enforced at GB 28 - No Play.</i>	
3-11-GB 23	(4:42) (Shotgun) A.Rodgers pass incomplete deep left to J.Nelson (E.Jackson).	
4-11-GB 23	(4:33) J.Vogel punts 62 yards to CHI 15, Center-T.Pepper, out of bounds.	

Chicago Bears at 4:24

1-10-CHI 15	(4:24) T.Cohen right end pushed ob at CHI 14 for -1 yards (D.Randall).	
2-11-CHI 14	(3:49) (Shotgun) M.Glennon pass incomplete short right to Jo.Howard.	
	Timeout #1 by CHI at 03:44.	
3-11-CHI 14	(3:44) (Shotgun) M.Glennon pass short middle to Jo.Howard to CHI 21 for 7 yards (M.Burnett, D.Randall).	
4-4-CHI 21	(2:59) P.O'Donnell punts 59 yards to GB 20, Center-A.DePaola. T.Davis to GB 36 for 16 yards (B.Cunningham).	
	<i>PENALTY on GB-J.Hawkins, Illegal Block Above the Waist, 10 yards, enforced at GB 25.</i>	

Green Bay Packers at 2:49

1-10-GB 15	(2:49) J.Williams left end to GB 18 for 3 yards (E.Goldman; D.Trevathan).	
2-7-GB 18	(2:15) (Shotgun) A.Rodgers pass short right to J.Williams to GB 20 for 2 yards (M.Cooper).	

Chicago Bears vs Green Bay Packers at Lambeau Field

3-5-GB 20 (1:36) (Shotgun) A.Rodgers sacked at GB 11 for -9 yards (P.McPhee).
4-14-GB 11 (1:01) J.Vogel punts 47 yards to CHI 42, Center-T.Pepper, downed by GB-J.Janis.
Green Bay challenged the kick downed ruling, and the play was Upheld. The ruling on the field stands. (Timeout #1 at 00:48.)

Chicago Bears at 0:48

1-10-CHI 42 (:48) Jo.Howard left tackle to CHI 45 for 3 yards (R.Jean Francois).
2-7-CHI 45 (:10) Jo.Howard up the middle to GB 47 for 8 yards (Q.Dial).

R4

END OF QUARTER	Time		First Downs				Efficiencies	
	Score	Poss	R	P	X	T	3 Down	4 Down
Chicago Bears	0	5:42	1	2	1	4	1/2	0/0
Green Bay Packers	14	9:18	2	4	0	6	3/5	0/0

Second Quarter

9/28/2017

Play By Play

Chicago Bears continued.

The game has been suspended. Field cleared temporarily due to impending lightning.
The game has resumed.

1-10-GB 47	(15:00) Jo.Howard left guard to GB 44 for 3 yards (M.Burnett, J.Ryan).	
2-7-GB 44	(14:25) <i>PENALTY on GB-K.Clark, Encroachment, 5 yards, enforced at GB 44 - No Play.</i>	
2-2-GB 39	(14:11) Jo.Howard left tackle to GB 38 for 1 yard (M.Burnett; Q.Dial).	
3-1-GB 38	(13:34) Jo.Howard left tackle to GB 37 for 1 yard (K.Clark; J.Ryan).	R5
<u>1-10-GB 37</u>	(12:58) T.Cohen right end pushed ob at GB 22 for 15 yards (H.Clinton-Dix). <i>PENALTY on CHI-J.Sitton, Offensive Holding, 10 yards, enforced at GB 37 - No Play.</i>	
1-20-GB 47	(12:28) (Shotgun) M.Glennon pass incomplete short middle to Jo.Howard.	
2-20-GB 47	(12:24) (Shotgun) <i>PENALTY on CHI-C.Leno, False Start, 5 yards, enforced at GB 47 - No Play.</i>	
2-25-CHI 48	(12:09) (Shotgun) M.Glennon pass short middle to D.Sims to GB 44 for 8 yards (B.Martinez).	
3-17-GB 44	(11:28) (Shotgun) M.Glennon pass incomplete deep middle to J.Bellamy (J.Thomas).	
4-17-GB 44	(11:20) P.O'Donnell punts 39 yards to GB 5, Center-A.DePaola, fair catch by T.Davis.	

Green Bay Packers at 11:12

1-10-GB 5	(11:12) J.Williams left guard to GB 8 for 3 yards (M.Unrein; D.Trevathan). GB-J.Williams was injured during the play. He is Out.	
2-7-GB 8	(10:28) A.Rodgers pass short middle to A.Ripkowski to GB 14 for 6 yards (J.Timu).	
3-1-GB 14	(9:43) (Shotgun) A.Jones up the middle to GB 18 for 4 yards (L.Floyd).	R7
<u>1-10-GB 18</u>	(9:03) A.Jones right end to GB 24 for 6 yards (J.Timu, W.Young).	
2-4-GB 24	(8:24) (Shotgun) A.Jones left end to GB 24 for no gain (D.Trevathan).	
3-4-GB 24	(7:41) (Shotgun) A.Rodgers sacked at GB 23 for -1 yards (L.Floyd).	
4-5-GB 23	(7:08) J.Vogel punts 52 yards to CHI 25, Center-T.Pepper. T.Cohen to CHI 34 for 9 yards (A.Ripkowski, M.Evans).	

Chicago Bears at 6:54

1-10-CHI 34	(6:54) Jo.Howard left end pushed ob at 50 for 16 yards (J.Ryan).	R6
<u>1-10-50</u>	(6:25) Jo.Howard up the middle to 50 for no gain (N.Perry). GB-J.Thomas was injured during the play. He is Out.	
2-10-50	(5:55) <i>PENALTY on CHI-K.Long, False Start, 5 yards, enforced at 50 - No Play.</i>	
2-15-CHI 45	(5:41) M.Glennon pass deep middle intended for M.Wheaton INTERCEPTED by H.Clinton-Dix at GB 37. H.Clinton-Dix to GB 40 for 3 yards (C.Leno).	

Green Bay Packers at 5:28

1-10-GB 40	(5:28) A.Rodgers pass deep middle to J.Nelson pushed ob at CHI 2 for 58 yards (A.Amos).	P8
<u>1-2-CHI 2</u>	(4:52) A.Jones up the middle for 2 yards, TOUCHDOWN.	R9
	M.Crosby extra point is GOOD, Center-T.Pepper, Holder-J.Vogel.	

CHI 0 GB 21, 2 plays, 60 yards, 0:40 drive, 10:12 elapsed

M.Crosby kicks 65 yards from GB 35 to end zone, Touchback.

Chicago Bears at 4:48

1-10-CHI 25	(4:48) T.Cohen right tackle to CHI 27 for 2 yards (Q.Dial, D.Randall).	
2-8-CHI 27	(4:03) Jo.Howard left end to CHI 25 for -2 yards (M.Burnett).	
3-10-CHI 25	(3:24) (Shotgun) M.Glennon pass short right to K.Wright to CHI 33 for 8 yards (K.Brice).	
4-2-CHI 33	(2:40) P.O'Donnell punts 49 yards to GB 18, Center-A.DePaola, fair catch by T.Davis.	

Green Bay Packers at 2:32

1-10-GB 18	(2:32) (Shotgun) A.Rodgers pass short right to M.Bennett to GB 22 for 4 yards (A.Amos).	
2-6-GB 22	(2:03) (No Huddle, Shotgun) A.Rodgers pass incomplete short middle to J.Nelson.	

Two-Minute Warning

3-6-GB 22	(1:59) (Shotgun) A.Rodgers pass incomplete short right to D.Adams.	
4-6-GB 22	(1:54) J.Vogel punts 48 yards to CHI 30, Center-T.Pepper. T.Cohen to CHI 28 for -2 yards (L.Kendricks).	

Chicago Bears at 1:41

1-10-CHI 28	(1:41) (Shotgun) M.Glennon pass short left to D.Thompson pushed ob at CHI 42 for 14 yards (K.King).	P7
<u>1-10-CHI 42</u>	(1:33) (Shotgun) M.Glennon pass incomplete short left to D.Thompson.	
2-10-CHI 42	(1:28) (Shotgun) M.Glennon pass short middle to Z.Miller to GB 42 for 16 yards (H.Clinton-Dix, M.Burnett). <i>Penalty on GB-J.Jones, Illegal Use of Hands, declined.</i>	P8
<u>1-10-GB 42</u>	(1:19) (No Huddle, Shotgun) M.Glennon pass short middle to Z.Miller to GB 13 for 29 yards (H.Clinton-Dix).	P9

Chicago Bears vs Green Bay Packers at Lambeau Field

1-10-GB 13

(:33) (Shotgun) M.Glennon pass short middle to T.Cohen to GB 11 for 2 yards (D.Randall).
Timeout #2 by CHI at 00:26.

2-8-GB 11

(:26) (Shotgun) M.Glennon pass short right to T.Cohen to GB 5 for 6 yards (D.Randall).
Timeout #3 by CHI at 00:12.

3-2-GB 5

(:12) (Shotgun) M.Glennon pass short left to K.Wright for 5 yards, TOUCHDOWN.
C.Barth extra point is GOOD, Center-A.DePaola, Holder-P.O'Donnell.

P10

CHI 7 GB 21, 7 plays, 72 yards, 1:33 drive, 14:52 elapsed

C.Barth kicks 65 yards from CHI 35 to end zone, Touchback.

Green Bay Packers at 0:08

1-10-GB 25

(:08) A.Rodgers kneels to GB 24 for -1 yards.

END OF QUARTER

	Score	Time Poss	First Downs				Efficiencies	
			R	P	X	T	3 Down	4 Down
Chicago Bears	7	9:03	2	4	0	6	2/4	0/0
Green Bay Packers	21	5:57	2	1	0	3	1/3	0/0

Play By Play

Third Quarter

9/28/2017

CHI elects to Receive, and GB elects to defend the goal.

M.Crosby kicks 70 yards from GB 35 to CHI -5. D.Thompson to CHI 15 for 20 yards (K.Brice).

PENALTY on GB, Illegal Formation, 5 yards, enforced at GB 35 - No Play.

M.Crosby kicks 67 yards from GB 30 to CHI 3. B.Cunningham to CHI 28 for 25 yards (Q.Rollins).

Chicago Bears at 15:00, (1st play from scrimmage 14:47)

1-10-CHI 28	(14:47) Jo.Howard left guard to CHI 27 for -1 yards (H.Clinton-Dix, D.Lowry).	
2-11-CHI 27	(14:23) (No Huddle, Shotgun) M.Glennon pass deep middle to K.Wright to CHI 49 for 22 yards (H.Clinton-Dix).	P11
<u>1-10-CHI 49</u>	(13:54) (No Huddle, Shotgun) M.Glennon pass short left to J.Bellamy to GB 44 for 7 yards (H.Clinton-Dix).	
2-3-GB 44	(13:23) (No Huddle, Shotgun) M.Glennon pass incomplete short right to M.Wheaton (J.Hawkins).	
3-3-GB 44	(13:19) (Shotgun) M.Glennon pass short middle to J.Bellamy to GB 29 for 15 yards (J.Hawkins).	P12
<u>1-10-GB 29</u>	(12:48) (No Huddle, Shotgun) M.Glennon pass incomplete short middle to J.Bellamy (Q.Dial).	
2-10-GB 29	(12:44) (Shotgun) M.Glennon pass short right to D.Thompson to GB 29 for no gain (J.Jones).	
3-10-GB 29	(12:02) (Shotgun) M.Glennon pass incomplete short middle to D.Thompson (J.Hawkins) [M.Burnett]. <i>Penalty on CHI-K.Long, Offensive Holding, declined.</i>	
4-10-GB 29	(11:57) C.Barth 47 yard field goal is No Good, Wide Right, Center-A.DePaola, Holder-P.O'Donnell.	

Green Bay Packers at 11:52

1-10-GB 37	(11:52) A.Jones right guard to GB 40 for 3 yards (D.Trevathan). <i>PENALTY on CHI-E.Goldman, Defensive Holding, 5 yards, enforced at GB 40.</i>	X10
<u>1-10-GB 45</u>	(11:25) (Shotgun) A.Rodgers pass short right to M.Bennett to GB 47 for 2 yards (A.Amos).	
2-8-GB 47	(10:46) (Shotgun) A.Rodgers pass incomplete short left to D.Adams. <i>PENALTY on CHI-P.Amukamara, Defensive Pass Interference, 11 yards, enforced at GB 47 - No Play.</i>	X11
<u>1-10-CHI 42</u>	(10:41) A.Jones right tackle to CHI 40 for 2 yards (C.Jones; A.Hicks). Timeout #1 by GB at 09:56.	
2-8-CHI 40	(9:56) (Shotgun) A.Rodgers pass incomplete short right to J.Nelson.	
3-8-CHI 40	(9:52) (Shotgun) A.Rodgers pass short middle to M.Bennett to CHI 32 for 8 yards (A.Amos; D.Trevathan). Chicago challenged the first down ruling, and the play was REVERSED. (Shotgun) A.Rodgers pass short middle to M.Bennett to CHI 33 for 7 yards (A.Amos; D.Trevathan).	
4-1-CHI 33	(8:47) A.Rodgers pass short right to J.Nelson pushed ob at CHI 28 for 5 yards (K.Fuller).	P12
<u>1-10-CHI 28</u>	(8:12) A.Jones left end to CHI 22 for 6 yards (D.Trevathan).	
2-4-CHI 22	(7:32) A.Jones up the middle to CHI 19 for 3 yards (C.Jones; B.Callahan).	
3-1-CHI 19	(6:47) A.Jones left end pushed ob at CHI 8 for 11 yards (C.Jones).	R13
<u>1-8-CHI 8</u>	(6:13) (Shotgun) A.Rodgers pass short right to M.Bennett to CHI 8 for no gain (E.Jackson).	
2-8-CHI 8	(5:31) (Shotgun) A.Jones up the middle to CHI 6 for 2 yards (C.Jones).	
3-6-CHI 6	(4:49) (Shotgun) A.Rodgers pass short middle to D.Adams for 6 yards, TOUCHDOWN NULLIFIED by Penalty. <i>PENALTY on GB-J.McCray, Offensive Holding, 10 yards, enforced at CHI 6 - No Play.</i>	
3-16-CHI 16	(4:43) (Shotgun) A.Rodgers pass short middle to D.Adams to CHI 8 for 8 yards (A.Amos, D.Trevathan). GB-D.Adams was injured during the play. He is Out. <i>PENALTY on CHI-D.Trevathan, Unnecessary Roughness, 4 yards, enforced at CHI 8.</i>	X14
<u>1-4-CHI 4</u>	(4:13) (Shotgun) A.Rodgers pass short right to J.Nelson for 4 yards, TOUCHDOWN. M.Crosby extra point is GOOD, Center-T.Pepper, Holder-J.Vogel.	P15

CHI 7 GB 28, 13 plays, 63 yards, 3 penalties, 7:43 drive, 10:51 elapsed
--

M.Crosby kicks 65 yards from GB 35 to end zone, Touchback.

Chicago Bears at 4:09

1-10-CHI 25	(4:09) (Shotgun) B.Cunningham left end to CHI 34 for 9 yards (J.Jones).	
2-1-CHI 34	(3:42) (No Huddle, Shotgun) M.Glennon pass short middle to D.Thompson to CHI 49 for 15 yards (J.Hawkins).	P13
<u>1-10-CHI 49</u>	(3:15) (No Huddle, Shotgun) M.Glennon pass short right to Z.Miller to GB 48 for 3 yards (J.Jones). <i>PENALTY on CHI-C.Whitehair, Offensive Holding, 10 yards, enforced at CHI 49 - No Play.</i>	
1-20-CHI 39	(2:54) (Shotgun) M.Glennon pass short middle intended for D.Thompson INTERCEPTED by K.Brice [C.Matthews] at GB 47. K.Brice to CHI 42 for 11 yards (B.Cunningham).	

Green Bay Packers at 2:45

1-10-CHI 42	(2:45) A.Rodgers pass incomplete short middle to A.Ripkowski (J.Bullard).	
2-10-CHI 42	(2:41) A.Jones left tackle to CHI 38 for 4 yards (R.Robertson-Harris; D.Trevathan).	
3-6-CHI 38	(1:56) (Shotgun) A.Rodgers pass deep right to R.Cobb to CHI 12 for 26 yards (K.Fuller).	P16

Chicago Bears vs Green Bay Packers at Lambeau Field

1-10-CHI 12

(1:13) A.Jones right guard to CHI 8 for 4 yards (D.Trevathan).

2-6-CHI 8

(:34) A.Rodgers pass short right to M.Bennett pushed ob at CHI 8 for no gain (P.McPhee).

END OF QUARTER

	Score	Time	First Downs				Efficiencies	
		Poss	R	P	X	T	3 Down	4 Down
Chicago Bears	7	4:32	0	3	0	3	1/2	0/0
Green Bay Packers	28	10:28	1	3	3	7	2/4	1/1

Fourth Quarter

9/28/2017

Play By Play

Green Bay Packers continued.

3-6-CHI 8	(15:00) (Shotgun) A.Rodgers pass short left to J.Nelson for 8 yards, TOUCHDOWN.	P17
M.Crosby extra point is GOOD, Center-T.Pepper, Holder-J.Vogel.		

CHI 7 GB 35, 6 plays, 42 yards, 2:51 drive, 0:06 elapsed
--

M.Crosby kicks 65 yards from GB 35 to end zone, Touchback.

Chicago Bears at 14:54

1-10-CHI 25	(14:54) Jo.Howard left end to CHI 30 for 5 yards (C.Matthews, B.Martinez).	
2-5-CHI 30	(14:12) Jo.Howard left end to CHI 33 for 3 yards (N.Perry).	
3-2-CHI 33	(13:29) (Shotgun) M.Glennon pass short left to Jo.Howard pushed ob at CHI 36 for 3 yards (H.Clinton-Dix).	P14
1-10-CHI 36	(12:51) T.Cohen right end pushed ob at CHI 40 for 4 yards (K.Brice).	
2-6-CHI 40	(12:18) T.Cohen left tackle to CHI 46 for 6 yards (M.Burnett, B.Martinez).	R15
1-10-CHI 46	(11:40) T.Cohen left end to GB 47 for 7 yards (M.Burnett; Q.Dial).	
2-3-GB 47	(10:53) B.Cunningham left end to GB 35 for 12 yards (B.Martinez).	R16
1-10-GB 35	(10:13) B.Cunningham left end to GB 33 for 2 yards (B.Martinez).	
2-8-GB 33	(9:29) Jo.Howard up the middle to GB 26 for 7 yards (B.Martinez, J.Ryan).	
	Timeout #2 by GB at 08:47.	
3-1-GB 26	(8:47) M.Glennon pass short right to T.Cohen to GB 24 for 2 yards (M.Burnett) [C.Matthews].	
	PENALTY on GB-C.Matthews, Defensive Holding, 5 yards, enforced at GB 26 - No Play.	X17
1-10-GB 21	(8:23) Jo.Howard left end to GB 18 for 3 yards (N.Perry).	
2-7-GB 18	(7:43) (Shotgun) M.Glennon pass incomplete deep right to D.Thompson (J.Hawkins).	
3-7-GB 18	(7:38) (Shotgun) M.Glennon pass incomplete deep left to J.Bellamy.	
4-7-GB 18	(7:34) (Shotgun) M.Glennon pass short right to D.Thompson to GB 9 for 9 yards (J.Hawkins).	P18
1-9-GB 9	(6:49) (Shotgun) T.Cohen up the middle to GB 3 for 6 yards (M.Burnett, N.Perry).	
2-3-GB 3	(6:06) Jo.Howard left tackle for 3 yards, TOUCHDOWN.	R19
	C.Barth extra point is GOOD, Center-A.DePaola, Holder-P.O'Donnell.	

CHI 14 GB 35, 15 plays, 75 yards, 1 penalty, 8:53 drive, 8:59 elapsed

C.Barth kicks 65 yards from CHI 35 to end zone, Touchback.

Green Bay Packers at 6:01

1-10-GB 25	(6:01) A.Jones up the middle to GB 27 for 2 yards (J.Timu; M.Unrein).
2-8-GB 27	(5:17) B.Hundley pass short right to L.Kendricks to GB 27 for no gain (D.Trevathan).
3-8-GB 27	(4:36) A.Ripkowski right tackle to GB 31 for 4 yards (P.McPhee).
	Timeout #3 by GB at 03:47.
4-4-GB 31	(3:47) J.Vogel punts 29 yards to CHI 40, Center-T.Pepper, out of bounds.

Chicago Bears at 3:41

1-10-CHI 40	(3:41) B.Cunningham left end to CHI 40 for no gain (J.Ryan).
2-10-CHI 40	(3:02) B.Cunningham right guard to CHI 43 for 3 yards (B.Martinez).
3-7-CHI 43	(2:21) (Shotgun) M.Glennon pass short right to D.Thompson to CHI 49 for 6 yards (J.Hawkins).

Two-Minute Warning

4-1-CHI 49	(2:00) Jo.Howard right guard to GB 48 for 3 yards (M.Burnett).	R20
1-10-GB 48	(1:26) T.Cohen right end to GB 28 for 20 yards (J.Jones).	
	PENALTY on CHI-M.Burton, Offensive Holding, 12 yards, enforced at GB 48 - No Play.	
1-22-CHI 40	(1:18) (Shotgun) M.Glennon pass short middle to T.Cohen to CHI 48 for 8 yards (J.Jones; K.Brice).	
2-14-CHI 48	(:48) (Shotgun) M.Glennon pass incomplete deep left to M.Wheaton.	
3-14-CHI 48	(:44) (Shotgun) M.Glennon pass short middle to T.Cohen to GB 44 for 8 yards (J.Hawkins).	

END OF QUARTER

	Score	Time	First Downs				Efficiencies	
		Poss	R	P	X	T	3 Down	4 Down
Chicago Bears	14	12:34	4	2	1	7	1/4	2/2
Green Bay Packers	35	2:26	0	1	0	1	1/2	0/0

Miscellaneous Statistics Report

Chicago Bears vs Green Bay Packers

9/28/2017 at Lambeau Field

Ten Longest Plays for Chicago Bears

Yards	Qtr	Play Start	Play Description
29	1	1-10-CHI 46	(6:43) M.Glennon pass short middle to J.Bellamy to GB 40 for 14 yards (H.Clinton-Dix). 47-J.Ryan tipped the ball at the line of scrimmage Penalty on GB-K.Clark, Defensive Offside, declined. PENALTY on GB-H.Clinton-Dix, Unnecessary Roughness, 15 yards, enforced at GB 40.
29	2	1-10-GB 42	(1:19) (No Huddle, Shotgun) M.Glennon pass short middle to Z.Miller to GB 13 for 29 yards (H.Clinton-Dix).
22	3	2-11-CHI 27	(14:23) (No Huddle, Shotgun) M.Glennon pass deep middle to K.Wright to CHI 49 for 22 yards (H.Clinton-Dix).
16	1	3-6-CHI 30	(7:27) (Shotgun) M.Glennon pass short middle to K.Wright to CHI 46 for 16 yards (K.Brice).
16	2	1-10-CHI 34	(6:54) Jo.Howard left end pushed ob at 50 for 16 yards (J.Ryan).
16	2	2-10-CHI 42	(1:28) (Shotgun) M.Glennon pass short middle to Z.Miller to GB 42 for 16 yards (H.Clinton-Dix, M.Burnett). Penalty on GB-J.Jones, Illegal Use of Hands, declined.
15	3	3-3-GB 44	(13:19) (Shotgun) M.Glennon pass short middle to J.Bellamy to GB 29 for 15 yards (J.Hawkins).
15	3	2-1-CHI 34	(3:42) (No Huddle, Shotgun) M.Glennon pass short middle to D.Thompson to CHI 49 for 15 yards (J.Hawkins).
14	2	1-10-CHI 28	(1:41) (Shotgun) M.Glennon pass short left to D.Thompson pushed ob at CHI 42 for 14 yards (K.King).
12	4	2-3-GB 47	(10:53) B.Cunningham left end to GB 35 for 12 yards (B.Martinez).

Ten Longest Plays for Green Bay Packers

Yards	Qtr	Play Start	Play Description
58	2	1-10-GB 40	(5:28) A.Rodgers pass deep middle to J.Nelson pushed ob at CHI 2 for 58 yards (A.Amos).
26	1	3-1-CHI 31	(10:43) A.Rodgers pass short right to M.Bennett to CHI 5 for 26 yards (K.Fuller).
26	3	3-6-CHI 38	(1:56) (Shotgun) A.Rodgers pass deep right to R.Cobb to CHI 12 for 26 yards (K.Fuller).
12	1	1-10-GB 37	(13:07) (Shotgun) A.Rodgers pass short middle to R.Cobb to GB 49 for 12 yards (A.Amos).
12	3	3-16-CHI 16	(4:43) (Shotgun) A.Rodgers pass short middle to D.Adams to CHI 8 for 8 yards (A.Amos, D.Trevathan). GB-D.Adams was
11	1	1-10-GB 49	(12:36) T.Montgomery up the middle to CHI 40 for 11 yards (A.Amos).
11	3	3-1-CHI 19	(6:47) A.Jones left end pushed ob at CHI 8 for 11 yards (C.Jones).
8	3	1-10-GB 37	(11:52) A.Jones right guard to GB 40 for 3 yards (D.Trevathan).
8	4	3-6-CHI 8	(15:00) (Shotgun) A.Rodgers pass short left to J.Nelson for 8 yards, TOUCHDOWN.
7	3	3-8-CHI 40	(9:52) (Shotgun) A.Rodgers pass short middle to M.Bennett to CHI 32 for 8 yards (A.Amos; D.Trevathan).

Touchdown Scoring Information

		Offense	Defense	Special Teams
VISITOR	Chicago Bears	2	0	0
HOME	Green Bay Packers	5	0	0

Player Scoring Information

Club	Player	TD	Rush TD	Rec TD	KO TD	Punt TD	Int TD	Fum TD	Misc TD	FG	XP	2Pt Rush	2Pt Rec	Sfty	Points
CHI	Jo.Howard	0	1	0	0	0	0	0	0	0	0	0	0	0	6
CHI	K.Wright	0	0	1	0	0	0	0	0	0	0	0	0	0	6
CHI	C.Barth	0	0	0	0	0	0	0	0	0	2	0	0	0	2
GB	J.Nelson	0	0	2	0	0	0	0	0	0	0	0	0	0	12
GB	A.Jones	0	1	0	0	0	0	0	0	0	0	0	0	0	6
GB	R.Cobb	0	0	1	0	0	0	0	0	0	0	0	0	0	6
GB	D.Adams	0	0	1	0	0	0	0	0	0	0	0	0	0	6
GB	M.Crosby	0	0	0	0	0	0	0	0	0	5	0	0	0	5

Possession Detail

	First Half		Second Half		Game	
	Visitor	Home	Visitor	Home	Visitor	Home
Largest Lead	0	21	0	28	0	28
Drives Leading	0	7	0	3	0	10
Time of Possession Leading	0:00	10:04	0:00	12:54	0:00	22:58
Largest Deficit	-21	0	-28	0	-28	0
Drives Trailing	7	0	4	0	11	0
Time of Possession Trailing	14:45	0:00	17:06	0:00	31:51	0:00
Times Score Tied Up		0		0		0
Lead Changes		1		0		1

Playtime Percentage

Percent of playtime per player on offense, defense and special teams

Chicago Bears						Green Bay Packers					
		Offense	Defense	Special Teams				Offense	Defense	Special Teams	
C Leno	T	68 100%		3	12%	J Evans	G	55 100%		5	19%
K Long	G	68 100%		3	12%	J McCray	G	55 100%		5	19%
B Massie	T	68 100%		3	12%	L Taylor	G	55 100%		5	19%
M Glennon	QB	68 100%				L Patrick	G	55 100%		5	19%
C Whitehair	C	68 100%				C Linsley	C	55 100%			
J Sitton	G	68 100%				A Rodgers	QB	52 95%			
D Thompson	WR	53 78%		4	15%	J Nelson	WR	51 93%		1	4%
Z Miller	TE	48 71%				M Bennett	TE	43 78%		1	4%
D Sims	TE	38 56%		3	12%	D Adams	WR	40 73%			
M Wheaton	WR	38 56%				R Cobb	WR	33 60%			
K Wright	WR	37 54%				A Jones	RB	30 55%		8	31%
J Bellamy	WR	36 53%		5	19%	L Kendricks	TE	18 33%		5	19%
J Howard	RB	35 51%				G Allison	WR	16 29%			
T Cohen	RB	18 26%		5	19%	A Ripkowski	FB	13 24%		9	35%
B Cunningham	RB	16 24%		18	69%	J Williams	RB	12 22%		5	19%
M Burton	FB	13 19%		10	38%	R Rodgers	TE	10 18%		8	31%
A Shaheen	TE	8 12%		15	58%	T Montgomery	RB	5 9%			
E Jackson	FS		55 100%	8	31%	T Davis	WR	3 5%		6	23%
D Trevathan	LB		55 100%			B Hundley	QB	3 5%			
A Amos	FS		54 98%	8	31%	J Janis	WR	1 2%		18	69%
K Fuller	CB		50 91%	6	23%	M Burnett	SS		65 96%	3	12%
A Hicks	DE		45 82%			K King	CB		61 90%	12	46%
L Floyd	LB		41 75%			H Clinton-Dix	FS		60 88%	3	12%
B Callahan	CB		41 75%			J Jones	SS		51 75%	8	31%
E Goldman	NT		36 65%	5	19%	D Lowry	DE		47 69%	8	31%
P McPhee	LB		34 62%			K Clark	NT		46 68%	3	12%
M Cooper	CB		29 53%	5	19%	K Brice	FS		45 66%	15	58%
W Young	LB		29 53%			B Martinez	LB		45 66%	12	46%
C Jones	LB		28 51%	8	31%	C Matthews	LB		45 66%	3	12%
P Amukamara	CB		27 49%			J Ryan	LB		42 62%	15	58%
M Unrein	DE		25 45%	8	31%	J Hawkins	CB		40 59%	8	31%
J Timu	LB		19 35%	23	88%	A Brooks	LB		37 54%	3	12%
J Bullard	DE		17 31%	5	19%	Q Dial	NT		33 49%	8	31%
R Robertson-Harris	DE		11 20%	17	65%	N Perry	LB		33 49%		
S Acho	LB		6 11%	18	69%	D Randall	CB		29 43%	2	8%
D Bush	SS		2 4%	15	58%	K Fackrell	LB		24 35%	25	96%
D Houston-Carson	FS		1 2%	15	58%	R Jean Francois	DT		23 34%		
S McManis	CB			23	88%	M Evans	SS		8 12%	18	69%
J Anderson	LB			18	69%	C Odom	LB		8 12%	5	19%
C LeBlanc	CB			11	42%	J Thomas	LB		5 7%	8	31%
C Barth	K			6	23%	Q Rollins	CB		1 1%	14	54%
P O'Donnell	P			6	23%	M Crosby	K			12	46%
A DePaola	LS			6	23%	T Pepper	LS			10	38%
T Compton	T			3	12%	J Vogel	P			10	38%
B Sowell	T			3	12%						