

# PACKERS

WEEKLY MEDIA INFORMATION PACKET



**GREEN BAY PACKERS vs CHICAGO BEARS**

Sunday, November 12, 2017 @ 12:00 p.m. CST • Soldier Field



# THE DOPE SHEET

OFFICIAL PROGRAM AND PUBLICATION, ACME-PACKERS FOOTBALL TEAM.

Packers Public Relations • Lambeau Field Atrium • 1265 Lombardi Avenue • Green Bay, WI 54304 • 920/569-7500 • 920/569-7201 fax  
Jason Wahlers, Sarah Quick, Tom Fanning, Nathan LoCascio

VOL. XIX; NO. 16

GREEN BAY (4-4) AT CHICAGO (3-5)

Sunday, Nov. 12 • Soldier Field • 12 p.m. CST

## PACKERS TRAVEL TO CHICAGO TO PLAY THE BEARS

The Packers go on the road for the first time in almost a month (Oct. 15 at Minnesota) to take on the Chicago Bears.

- Green Bay has won at Chicago in the regular season each of the last six years. The Packers' six consecutive victories is the team's second-longest winning streak at Soldier Field, trailing a streak of 10 wins that Green Bay recorded from 1994-2004 (does not include the 2002 victory in Champaign, Ill.)
- The Packers have scored 30-plus points at Chicago in each of the last four matchups (33, 38, 31, 30).
- Including a 2010 playoff victory at Chicago, Green Bay has won 20 of the last 24 meetings between the rivals at Soldier Field.
- It is the Packers' first November game in Chicago since 2001. Green Bay has won their last two games at Chicago in November (1992).
- Sunday will mark game No. 196 in the NFL's oldest rivalry. The Packers hold a 95-94-6 edge in the series, which includes two playoff games (1-1).
- Under Head Coach **Mike McCarthy**, the Packers are 17-7 against the Bears during the regular and postseason, including wins in 13 of the last 15 games.
- In all but one of the 17 wins under McCarthy, Green Bay has scored at least 20 points.
- In the first 15 seasons of the NFC North (2002-16), the Packers (nine) and Bears (three) accounted for 12 division titles.
- Dating back to last season, Green Bay has won three consecutive games over the Bears, outscoring them 91-51 in those contests. The Packers won the first meeting this season, 35-14, at Lambeau Field.
- Green Bay has recorded two-plus interceptions in each of the last three games against Chicago, totaling seven over that span.
- This is the fourth consecutive season that the game between the two rivals in Chicago will be played at noon CT.
- In 15 regular-season games against the Bears, LB **Clay Matthews** has registered 9.5 sacks, the second most he has recorded against any team (10.0 in 15 games vs. Minnesota). Matthews' three interceptions versus Chicago are two more than he has against another team during the regular season.
- WR **Jordy Nelson** has registered 65 receptions for 1,040 yards (16.0 avg.) and eight touchdowns in 16 regular-season games against the Bears. It is the most receiving yardage he has against a single team and the second-most TD receptions (10 in 16 games against Minnesota).
- The Packers are 4-4, marking the 11th consecutive season that they have a .500 record or better after eight games.
- In Week 11, Green Bay will return to Lambeau Field to host the Baltimore Ravens for the first time since 2009. The Packers are 4-1 against the Ravens, including 3-0 at home.



REGULAR-SEASON WEEK 10

## WITH THE CALL

FOX Sports, now in its 24th season as an NFL network television partner, will broadcast the game.



- Play-by-play man **Thom Brennaman** joins analyst **Chris Spielman** and sideline reporter **Peter Schrager**.
- Milwaukee's WTMJ (620 AM), airing Green Bay games since November 1929, heads up the Packers Radio Network that is made up of 50 stations in five states. **Wayne Larrivee** (play-by-play) and two-time Packers Pro Bowler **Larry McCarren** (analyst) call the action. McCarren first joined the team's broadcasts in 1995 and enters his 23rd season calling Packers games. After originally being paired together in 1999, McCarren and Larrivee enter their 19th season of broadcasts together.
- ESPN Radio will air the game across the country. **Jason Benetti** (play-by-play) and **Bill Polian** (analyst) will call the action.
- The broadcast is also available on Sirius Satellite Radio (WTMJ feed).
- DIRECTV subscribers can watch the game on Channel 710.

## REGULAR SEASON

Date	Opponent	Time (CT)	TV
Sun., Sept. 10	SEATTLE SEAHAWKS	.....W, 17-9	78,381
Sun., Sept. 17	at Atlanta Falcons	.....L, 23-34	70,826
Sun., Sept. 24	CINCINNATI BENGALS (Gold Pkg.)	.....W, 27-24	78,323
Thu., Sept. 28	CHICAGO BEARS	.....W, 35-14	78,362
Sun., Oct. 8	at Dallas Cowboys	.....W, 35-31	93,329
Sun., Oct. 15	at Minnesota Vikings	.....L, 10-23	66,848
Sun., Oct. 22	NEW ORLEANS SAINTS	.....L, 17-26	78,380
Sun., Oct. 29	BYE		
Mon., Nov. 6	DETROIT LIONS (Gold Pkg.)	.....L, 17-30	77,575
Sun., Nov. 12	at Chicago Bears	.....12 p.m.	FOX
Sun., Nov. 19	BALTIMORE RAVENS	.....*12 p.m.	CBS
Sun., Nov. 26	at Pittsburgh Steelers	.....*7:30 p.m.	NBC
Sun., Dec. 3	TAMPA BAY BUCCANEERS	.....*12 p.m.	FOX
Sun., Dec. 10	at Cleveland Browns	.....*12 p.m.	FOX
Sun., Dec. 17	at Carolina Panthers	.....*12 p.m.	FOX
Sat., Dec. 23	MINNESOTA VIKINGS	.....7:30 p.m.	NBC
Sun., Dec. 31	at Detroit Lions	.....*12 p.m.	FOX

\*—Start time and broadcast may shift due to NFL flexible scheduling

## NFL POSTSEASON DATES

Jan. 6-7	.....AFC and NFC Wild Card Playoffs
Jan. 13-14	.....AFC and NFC Divisional Playoffs
Jan. 21	.....AFC and NFC Championship Games
Jan. 28	.....Pro Bowl, Camping World Stadium, Orlando, Fla.
Feb. 4	.....Super Bowl LII, U.S. Bank Stadium, Minneapolis





## PACKERS AT BEARS - WEEK 10

### ON THE ROAD

- The Packers take to the road for the fourth time in the 2017 regular season, looking to even their record away from Lambeau Field.
- Dating back to last season, Green Bay has won four of its past six regular-season away games.
- With a 4-4 road record during the 2016 regular season, Green Bay finished with at least a .500 record away from Lambeau Field for the ninth time in the first 11 seasons under Head Coach **Mike McCarthy**.

<u>Season</u>	<u>Road Record</u>	<u>Pct.</u>
2016	4-4	.500
2015	5-3	.625
2014	4-4	.500
2013	4-4	.500
2012	4-4	.500
2011	7-1	.500
2010	3-5	.375
2009	5-3	.625
2008	2-6	.250
2007	6-2	.750
2006	5-3	.625

- Green Bay is 50-41 in regular-season away games during the McCarthy era. Its .549 road winning percentage since 2006 is **No. 2 in the NFC** and **tied for No. 3 in the NFL** over that span:

<u>Team</u>	<u>Road Record</u>	<u>Pct.</u>
1. New England	66-25	.725
2. Dallas	54-38	.587
<b>3t. Green Bay</b>	<b>50-41</b>	<b>.549</b>
3t. Indianapolis	51-42	.548
5. Pittsburgh	51-42	.548
6. Philadelphia	49-42-1	.538

- The Packers have won five-plus regular-season road games five times since 2006.
- Green Bay's 4-4 road record was **tied for No. 9 in the NFL** during the 2016 regular season.
- Dating back to 2006, the Packers rank **No. 3 in the NFL** in points per game on the road:

<u>Team</u>	<u>Points Per Game On The Road (Since 2006)</u>
1. New England	28.9
2. New Orleans	25.5
<b>3. Green Bay</b>	<b>24.9</b>
4. Philadelphia	24.4
5. Los Angeles Chargers	24.3
6. Indianapolis	24.0
7. Dallas	23.1
8. New York Giants	22.8

- Green Bay ranks **No. 10 in the NFL** this season in points per game on the road (22.7 avg.). In the first 11 seasons under McCarthy (2006-16), the Packers finished the season ranked in the top 10 in points per game as the away team eight times, including five finishes in the top five:

<u>Season</u>	<u>Points Per Game On The Road</u>	<u>Rank</u>
2017	22.7	10
2016	26.3	6
2015	22.8	11t
2014	21.0	17
2013	26.8	5t
2012	25.0	8
2011	29.9	2
2010	18.0	22
2009	30.3	2
2008	25.1	5
2007	26.8	4
2006	23.4	9

- The Packers defense ranks at or near the top of the NFL in interceptions and sacks on the road since 2006:

<u>Player</u>	<u>Interceptions On The Road (Since 2006)</u>
<b>1. Green Bay</b>	<b>111</b>
2. Arizona	104
3. New York Giants	101
4. Philadelphia	100
5. Kansas City	95

<u>Player</u>	<u>Sacks On The Road (Since 2006)</u>
1. Dallas	235
2. Pittsburgh	233
3. Los Angeles Chargers	229
4. New England	227
<b>5. Green Bay</b>	<b>226</b>

### STATS OF THE WEEK

- In Week 9, Green Bay held Detroit to 64 yards on 33 carries (1.9 avg.), marking just the fourth time since the merger that the Packers allowed 65 or fewer rushing yards on 30-plus attempts by an opponent:
  - 11/5/78, at Philadelphia, 30-51 (1.7 avg.)
  - 10/22/78, at Minnesota, 32-60 (1.9 avg.)
  - 10/5/09, at Minnesota, 30-63 (2.1 avg.)
- The Packers rank **No. 5 in the NFL** in average yards per rush (4.53) this season.
- Green Bay is tied for **No. 5 in the NFL** in rushing touchdowns (eight) this season.
- According to STATS, Green Bay's offense ranks **No. 3 in the NFL** in percent of rushes gaining four-plus yards (48.3), trailing only Dallas (49.2) and New England (49.3).
- QB **Brett Hundley** became the first quarterback in team history (since 1940) to register a rushing touchdown in both of his first two career starts with the Packers (according to the Elias Sports Bureau).



## PACKERS VS. BEARS - WEEK 10

### DIVISIONAL DRIVE

The Packers have a 49-19-1 (.717) overall regular-season record against NFC North opponents under Head Coach **Mike McCarthy**, a divisional mark that ranks **No. 2 in the NFL** since 2006:

Team	Div. W-L Record	Pct.
1. New England	52-15-0	.776
<b>2. Green Bay</b>	<b>49-19-1</b>	<b>.717</b>
3. Indianapolis	48-21-0	.696
4. Pittsburgh	47-22-0	.681
5. Seattle	41-26-1	.610
6. Baltimore	42-27-0	.609

► Under McCarthy, Green Bay has had four winning streaks of six-plus games against NFC North opponents (six games: 2006-07, 2014-15 and 2016-17 / 12 games from 2010-12).

► Dating back to 2016, Green Bay is plus-11 in turnover margin in division games, **tied for No. 1 in the NFL**. The Packers are plus-four in their first three divisional games this season, **tied for No. 4 in the NFL**:

Team	Turnover Margin (2017)
1. Kansas City	plus-6
2. Baltimore	plus-5
<b>3t. Green Bay</b>	<b>plus-4</b>
3t. Pittsburgh	plus-4
3t. Seattle	plus-4

► In the Packers' 69 divisional games under McCarthy, they have registered a plus-47 turnover differential (**No. 2 in the NFL** since 2006).

Team	Turnover Margin (Since 2006)
1. New England	plus-59
<b>2. Green Bay</b>	<b>plus-47</b>
3. Indianapolis	plus-27
4. Seattle	plus-25

► Green Bay ranks **No. 6 in the NFL** in point differential against division opponents since 2016:

Team	Point Differential (Since 2016)
1. Kansas City	plus-89
2. New England	plus-78
3. Pittsburgh	plus-62
4. Atlanta	plus-56
5. Seattle	plus-42
<b>6. Green Bay</b>	<b>plus-38</b>

► The Packers are **No. 2 in the NFL** since 2006 in point differential against division opponents:

Team	Point Differential (Since 2006)
1. New England	plus-676
<b>2. Green Bay</b>	<b>plus-463</b>
3. Seattle	plus-452
4. Pittsburgh	plus-381
5. New Orleans	plus-275

► Dating back to 2014, Green Bay is **tied for No. 2 in the NFL** in points per game versus division foes:

Team	Points Per Game (Since 2014)
1. Atlanta	27.2
<b>2t. Green Bay</b>	<b>26.7</b>
2t. Philadelphia	26.7
4. New Orleans	26.6
5. New England	26.4

► Green Bay has scored 30-plus points against NFC North teams five times since the start of the 2016 season, which is **tied for No. 2 in the NFL** over that span:

Team	30-Point Games vs. Division (Since 2016)
1. New Orleans	6
<b>2t. Green Bay</b>	<b>5</b>
2t. Atlanta	5
2t. Kansas City	5
5. New England	4

► Green Bay has scored 30-plus points in 27 divisional games since 2006, ranking **No. 3 in the NFL**:

Team	30-Point Games vs. Division (Since 2006)
1. New England	30
2. New Orleans	29
<b>3. Green Bay</b>	<b>27</b>
4. Philadelphia	23
5. Indianapolis	21
6t. Carolina	20
6t. Dallas	20
6t. N.Y. Giants	20

► Below are the Packers' records at home and on the road against division opponents since 2006:

Team	Home Div. Record	Pct.
1. New England	28-5-0	.848
2. Indianapolis	27-7-0	.794
<b>3. Green Bay</b>	<b>26-8-1</b>	<b>.757</b>
4t. Pittsburgh	25-9-0	.735
4t. Seattle	25-9-0	.735
6. Baltimore	25-10-0	.714

Team	Road Div. Record	Pct.
1. New England	24-10-0	.706
<b>2. Green Bay</b>	<b>23-11-0</b>	<b>.676</b>
3. Philadelphia	22-12-0	.647
4. Pittsburgh	22-13-0	.629
5. Dallas	21-13-0	.618
6t. Denver	21-14-0	.600
6t. Indianapolis	21-14-0	.600



## PACKERS VS. BEARS - WEEK 10

### IN THE CONFERENCE

The Packers have established themselves as one of the best teams in the NFC.

- Green Bay has won eight of its last 12 regular-season games against NFC opponents.
- Under Head Coach **Mike McCarthy**, Green Bay tallied a winning record against NFC opponents in 10 of his first 11 seasons (2006-16):

Season	Record Against NFC Teams
2017	3-4
2016	8-4
2015	7-5
2014	9-3
2013	6-5-1
2012	8-4
2011	12-0
2010	8-4
2009	9-3
2008	5-7
2007	9-3
2006	7-5

- Dating back to 2006, Green Bay ranks **No. 1 in the NFC** in intra-conference games:

Team	NFC vs. NFC Winning Pct.
1. Green Bay	.658 (91-47-1)
2. New Orleans	.601 (83-55)
3. Seattle	.573 (78-58-1)
4. Dallas	.565 (78-60)
5. Atlanta	.544 (74-62)
6. Philadelphia	.543 (75-63)
7. Carolina	.532 (74-65)

- The Packers rank **No. 1 in the NFC** in point differential in intra-conference games since 2006:

Team	Point Differential vs. NFC Teams (Since 2006)
1. Green Bay	plus-732
2. New Orleans	plus-600
3. Seattle	plus-472
4. Philadelphia	plus-396
5. Dallas	plus-241

- Green Bay ranks **No. 2 in the NFC** and **No. 3 in the NFL** in points per game against NFC opponents since 2008:

Team	Points Per Game Vs. NFC
1. New England	28.9
2. New Orleans	28.0
3. Green Bay	27.0
4. Denver	26.2
5. Cincinnati	25.8

- Dating back to 2008 when he entered the NFL, WR **Jordy Nelson** (51) ranks **No. 2 among active players** in touchdown receptions against NFC opponents:

Player	TD Receptions Against NFC Teams (Since 2008)
1. Larry Fitzgerald, ARI	56
2. Jordy Nelson, GB	51
3. Dez Bryant, DAL	47
4. Vernon Davis, SF/DEN/WAS	41
5. Jimmy Graham, NO/SEA	40

- Dating back to 1970, Nelson ranks No. 2 among Packers in touchdown receptions against NFC teams:

Packers Player	TD Receptions Against NFC Teams (Since 1970)
1. Sterling Sharpe, 1988-94	53
2. Jordy Nelson, 2008-14, 2016-pres.	51
3. Donald Driver, 1999-2012	42
4. Greg Jennings, 2006-12	41
5. Antonio Freeman, 1995-2001, 2003	37

- Nelson ranks in the top five among Green Bay players in receptions and receiving yards against NFC opponents since 1970:

Packers Player	Receptions Against NFC Teams (Since 1970)
1. Donald Driver, 1999-2012	556
2. Sterling Sharpe, 1988-94	479
3. James Lofton, 1978-86	404
4. Jordy Nelson, 2008-14, 2016-pres.	391
5. Greg Jennings, 2006-12	333

Packers Player	Receiving Yards Against NFC Teams (Since 1970)
1. Donald Driver, 1999-2012	7,380
2. James Lofton, 1978-86	7,211
3. Sterling Sharpe, 1988-94	6,614
4. Jordy Nelson, 2008-14, 2016-pres.	5,773
5. Greg Jennings, 2006-12	5,058

- While LB **Clay Matthews** passed DE Kabeer Gbaja-Biamila for the franchise sack record earliest this season, his 56 career sacks against NFC teams trails Gbaja-Biamila (56.5) for the most by a Green Bay player since 1982.

- CB **Damarious Randall** is tied for the league lead with three interceptions against NFC teams this season.

Two years after he co-founded the Packers with Curly Lambeau, George Calhoun began writing a piece called The Dope Sheet, which served as the official press release from 1921-24.





## THE DOPE ON THIS WEEK'S OPPONENT:

### Packers vs. Bears:

**All-time, Regular season:**

94-93-6

**All-time, Postseason:**

1-1

**All-time, in Chicago:**

48-52-2

**Streaks:** The Packers have won 15 of 18 matchups since 2008 and seven of the last eight since Week 17 of the 2013 season. Green Bay has six straight wins at Soldier Field.

**Last meeting, regular season:**

Sept. 28, 2017; Packers won, 35-14, Lambeau Field



### COACHES CAPSULES

**Mike McCarthy:** 128-73-1, .636 (incl. 10-8 postseason); 12th NFL season

**John Fox:** 139-124-0, .529 (incl. 8-7 postseason); 15th NFL season

**Head to Head:** McCarthy 6-2

**vs. Opponent:** McCarthy 17-7 vs. Bears; Fox 3-8 vs. Packers

**MIKE MCCARTHY**...Is in his 12th year as the Packers' 14th head coach.

- ▶ Led the Packers to their eighth consecutive playoff appearance last season, tied for the third-longest streak in NFL history. Has also led the team to nine playoff appearances in the last 10 years (2007, 2009-16).
- ▶ Ranks second in franchise history in total victories, trailing only Curly Lambeau.
- ▶ Guided the Packers to top-10 finishes in scoring in eight straight seasons (2007-14), joining the Patriots as the only other team to accomplish the feat over that time; Packers finished first overall in scoring in 2014.
- ▶ Reached the 100-win plateau faster than any active NFL head coach, needing just 155 games.
- ▶ Joined Vince Lombardi and Mike Holmgren as the only coaches to guide the Packers to a Super Bowl title with a win over Pittsburgh in Super Bowl XLV.

**JOHN FOX**...Is in his third year as the Bears' 15th head coach.

- ▶ Ranks third among active NFL head coaches with 139 career wins.
- ▶ Led the Broncos to four division titles, joining Chuck Knox (L.A. Rams) as the only coaches in NFL history to lead their respective team to four division titles in their first four years with the franchise.
- ▶ Between Carolina and Denver, made seven trips to the postseason, captured six division titles and made three conference championship appearances and two Super Bowl appearances.
- ▶ One of six coaches in NFL history to lead two different teams to Super Bowl appearances (Carolina in 2003 and Denver in 2013).

### THE PACKERS-BEARS SERIES

- ▶ One of the most storied rivalries in professional sports, no two teams have met on the gridiron more than the Packers and Bears as Sunday marks the 196th matchup.
- ▶ Starting in 1923, the clubs met for 59 straight years until both games in 1982 were canceled as part of a strike-shortened season.
- ▶ Have only met in the postseason twice, with the last meeting coming following the 2010 season. With a berth in Super Bowl XLV on the line, the Packers emerged victorious, 21-14, at Soldier Field.
- ▶ After the Green Bay win on Thursday night in Week 4 earlier this season, the Packers lead the all-time series for the first time since 1932.
- ▶ After playing 14 consecutive games at Soldier Field in either September, December or January, Sunday's matchup will be the Packers' first trip to Chicago's historic venue during the month of November since 2001.

### NOTABLE CONNECTIONS

Green Bay offensive coordinator Edgar Bennett played running back in Chicago from 1998-99...Chicago G Josh Sitton was originally drafted by Green Bay in the fourth round (135th overall) of the 2008 NFL Draft and played for the Packers from 2008-15...Packers TE Martellus Bennett played for the Bears from 2013-15...Packers president & chief executive officer Mark Murphy was the athletic director at Northwestern from 2003-07...Green Bay special teams coordinator Ron Zook was the head coach at Illinois from 2005-11...Packers T Bryan Bulaga played at Marian Central Catholic High in Woodstock, Ill. ...Chicago secondary coach Ed Donatell was the defensive coordinator for the Packers from 2000-03...Packers DE Dean Lowry is from Rockford, Ill., and attended Northwestern...Green Bay defensive quality control coach Tim McGarigle attended St. Patrick High School in Chicago and was named the Catholic Metropolitan Conference Defensive Player of the Year as a senior in 2001...McGarigle played at Northwestern and went on to coach at his alma mater before moving on to Illinois...Green Bay WR Geronimo Allison played at Illinois...Bears tight ends coach Frank Smith is from Milwaukee...Smith was an offensive line coach with the Saints during Packers G Jahri Evans' time in New Orleans...Chicago WRs coach Zach Azzanni held the same title at the University of Wisconsin in 2012...Green Bay defensive front assistant Jerry Montgomery played for the Chicago Rush...Packers defensive line coach Mike Trgovac coached with Bears head coach John Fox (2002-08) in Carolina...Packers head coach Mike McCarthy and Bears special teams coordinator Jeff Rodgers coached in San Francisco in 2005...Chicago QBs coach Dave Ragone played quarterback for the Houston Texans from 2003-05 when Packers defensive coordinator Dom Capers was the head coach...Capers coached with Chicago defensive coordinator Vic Fangio with the Baltimore Stars (USFL) in 1984, New Orleans (1986-91) and Houston (2002-05)...Bears linebackers coach Glenn Pires was colleagues with Capers in Miami (2006-07)...Fox was the defensive coordinator of the Los Angeles Raiders in 1994 when Packers associate head coach/linebackers Winston Moss played linebacker...Green Bay tight ends coach Brian Angelichio spent 2014 in Cleveland with Chicago offensive coordinator Dowell Loggains...Donatell was the defensive backs coach in Denver while Packers strength and conditioning assistant Chris Gizzi was on the team in 1998...During the time that Bears general manager Ryan Pace was with the Saints from 2001-14, Packers vice president of football administration/player finance Russ Ball, McCarthy, Moss and Zook were all on staff...Angelichio and Bears offensive assistant Ben McDaniels coached in Tampa Bay from 2012-13...Fox was an assistant under Zook when Zook was Kansas' defensive coordinator in 1983...Fangio coached Packers LB Ahmad Brooks and DT Quinton Dial when Fangio was the 49ers' defensive coordinator...Additionally, Bears assistant DBs coach Roy Anderson, RBs coach Curtis Modkins and assistant special teams coach Derius Swinton III were on the 49ers staff during that time...Swinton III got his NFL coaching career started with the St. Louis Rams while Packers TE Lance Kendricks was a rookie...Kendricks and Bears RB Benny Cunningham spent four years together with the St. Louis and Los Angeles Rams...Packers RBs coach Ben Sirmans was Cunningham's first position coach in the NFL in St. Louis...Evans, Bears DL Akiem Hicks and LB John Jenkins played together with the Saints...McGarigle and Chicago assistant OL coach Ben Wilkerson were teammates with the UFL's Florida Tuskers in 2009...Bennett, Bears WR Victor Cruz, CB Prince Amukamara and WR Rueben Randle teamed together with the Giants in 2012...Amukamara and Packers CB Davon House were in the Jaguars' defensive backfield in 2016...Bears QB Mike Glennon played in Tampa Bay while Angelichio held the same title with the Buccaneers...Former college teammates include: Packers LBs Clay Matthews, Nick Perry and Bears QB Mark Sanchez (Southern California), Chicago LB Danny Trevathan and Green Bay WR Randall Cobb (Kentucky), Packers S Ha Ha Clinton-Dix and Bears DB Eddie Jackson (Alabama), Green Bay P Justin Vogel and Chicago S Deon Bush (Miami) and Bears DE Roy Robertson-Harris and Packers RB Aaron Jones (UTEP).

### LAST MEETING, REGULAR SEASON

Sept. 28, 2017, Lambeau Field, Packers won, 35-14.

- ▶ The Green Bay defense forced three Chicago turnovers on the night.
- ▶ With a sack and a forced fumble on the Bears' opening possession, LB Clay Matthews became the all-time franchise leader with his 75th career sack.
- ▶ QB Aaron Rodgers posted four TD passes and no interceptions for the fourth time in his career against Chicago, joining Fran Tarkenton as the only QBs in league history with four games of four or more touchdown passes against the Bears.
- ▶ Two of Rodgers' touchdown passes went to WR Jordy Nelson, his 15th game with two-plus scoring receptions since 2011, the most in the league during that span.
- ▶ Filling in for RB Ty Montgomery, who left with an injury in the first quarter, RB Aaron Jones rushed for his first career touchdown.



## PACKERS VS. BEARS - WEEK 10

### AT THE HELM

Having led Green Bay to the playoffs in nine of his first 11 seasons as head coach, **Mike McCarthy** is joined by Vince Lombardi and Mike Holmgren as the only coaches to guide the Packers to a Super Bowl win with a victory over Pittsburgh in Super Bowl XLV.

- ▶ McCarthy guided the Packers to a franchise-record fourth consecutive division title in 2014. In his 11 seasons, he has won six division titles, tying Lombardi for the second most in franchise history.
- ▶ With a win at Tampa Bay in Week 16 of the 2014 season, McCarthy passed Lombardi for the No. 2 spot in team history as far as overall victories:

<u>Coach</u>	<u>Overall Wins</u>
1. Curly Lambeau, 1921-49	212
<b>2. Mike McCarthy, 2006-17</b>	<b>128</b>
3. Vince Lombardi, 1959-67	98
4. Mike Holmgren, 1992-98	84

- ▶ The 128 overall wins are the most in the NFC and the second most in the NFL since 2006 (New England, 158).
- ▶ In Week 6, McCarthy recorded his 200th career game as a head coach (including the postseason). Having compiled 128 victories, he tied Bud Grant and Chuck Noll for the sixth-most wins by a head coach through 200 games: Don Shula, 149 / Joe Gibbs, 138 / George Halas, 134 / Tony Dungy, 130 / Curly Lambeau, 130.
- ▶ McCarthy reached 100 career wins (including playoffs) in just his 155th game. He was the fastest to reach 100 wins in the NFL since George Seifert in 1996 (132 games).
- ▶ McCarthy's 114 regular-season wins in his first 11 years as a head coach (2006-16) are **tied for No. 3 in NFL history**:

<u>Coach</u>	<u>Wins In First 11 Regular Seasons (2006-16)</u>
1. Don Shula, BAL/MIA	117
2. Joe Gibbs, WAS	115
<b>3t. Mike McCarthy, GB</b>	<b>114</b>
3t. Tony Dungy, TB/IND	114
3t. George Seifert, SF/CAR	114

- ▶ McCarthy recorded his third regular season with 12-plus wins in 2014 (2007, 2011), passing Lambeau (1929, 1931), Lombardi (1962, 1966), Holmgren (1996-97) and Mike Sherman (2001-02) for the most by a coach in franchise history.
- ▶ McCarthy has guided the Packers to five seasons with 11-plus wins (2007, 2009, 2011-12, 2014), passing Lombardi (1961-63, 1966) and Holmgren (1995-98) for the **most by a coach in franchise history**.
- ▶ McCarthy's eight regular seasons with 10-plus wins are a **franchise record** (since 1921). Among current NFL head coaches, only Bill Belichick (16) and Andy Reid (11) have more 10 plus win seasons.
- ▶ McCarthy is the **only coach in franchise history** to post three or more consecutive 10-win seasons twice in his career (2009-12, 2014-16).
- ▶ McCarthy joined Pittsburgh's Bill Cowher (2005) as the only Super Bowl-winning coaches to lead their respective teams to three road wins as the No. 6 seed in the postseason en route to a world title.
- ▶ Including playoffs, McCarthy has a 128-73-1 record since taking over as head coach in 2006, a .636 winning percentage that ranks **No. 3 among current NFL head coaches** (minimum 100 games):

<u>Coach</u>	<u>Winning Pct.</u>
1. Bill Belichick, CLE/NE	.682 (270-126)
2. Mike Tomlin, PIT	.643 (117-65)
<b>3. Mike McCarthy, GB</b>	<b>.636 (128-73-1)</b>

- ▶ McCarthy has coached in 202 games (including playoffs), **No. 2 in team history** behind Lambeau (339 from 1921-49).

- ▶ In the Week 6 victory over the San Diego Chargers in 2015, McCarthy earned the 100th regular-season win of his career in just his 150th game, making him the **seventh-fastest coach in NFL history and the fastest current NFL coach** to reach the 100-win plateau:

<u>Coach (Current)</u>	<u>Games Needed For 100 Regular-Season Wins</u>
<b>1. Mike McCarthy, GB</b>	<b>150</b>
2. Andy Reid, PHI/KC	164
3. Bill Belichick, CLE/NE	177
4. John Fox, CAR/DEN	182

- ▶ Since McCarthy took over in 2006, the Packers rank **No. 2 in the NFL** in regular-season winning percentage:

<u>Team</u>	<u>Winning Pct.</u>
1. New England	.783 (144-40)
<b>2. Green Bay</b>	<b>.644 (118-65-1)</b>
3. Pittsburgh	.636 (117-67)

- ▶ Green Bay's seven 10-win regular seasons since 2009 are **No. 2 in the NFL**:

<u>Team</u>	<u>10-Win Regular Seasons (Since 2009)</u>
1. New England	8
<b>2. Green Bay</b>	<b>7</b>
3t. Cincinnati/Indianapolis/Pittsburgh	5

### WINNING WAYS

- ▶ The Packers are the only NFC team and one of two teams in the league (New England) to make the playoffs each of the past eight seasons (2009-16). Those eight appearances are more than the rest of the NFC North Division combined during that span (Minnesota-three / Detroit-three / Chicago-one).
- ▶ McCarthy became just the **fourth head coach in NFL history** to lead a single franchise to eight-plus consecutive playoff appearances:

<u>Coach</u>	<u>Years</u>
Tom Landry, DAL	1966-73 and 1975-83
Chuck Noll, PIT	1972-79
<b>Mike McCarthy, GB</b>	<b>2009-16</b>
Bill Belichick, NE	2009-16

- ▶ There are seven teams in the NFL with five-plus playoff appearances from 2009-16, with only two in the NFC (New England and **Green Bay, eight** / Cincinnati and Seattle, six / Baltimore, Denver, Indianapolis, five).
- ▶ With the victory over Dallas in the 2016 playoffs, McCarthy has led the Packers to 10 wins in the postseason, passing Vince Lombardi and Mike Holmgren for the **most in team history**:

<u>Coach</u>	<u>Postseason Wins</u>
<b>1. Mike McCarthy, 2006-16</b>	<b>10</b>
2t. Vince Lombardi, 1959-67	9
2t. Mike Holmgren, 1992-98	9

- ▶ The 10 postseason wins since 2007 are tied for No. 2 in the NFL with Baltimore and Seattle (New England, 13). The rest of the NFC North has combined for two postseason wins over the last 10 seasons (Minnesota and Chicago).



## PACKERS VS. BEARS - WEEK 10

### GROUP EFFORT

The Packers have a history of relying on many receivers over the years and that has continued.

- So far this season, 12 different players have recorded a reception, five have a TD and seven players each have a reception of 20-plus yards.
- Green Bay is one of five teams in the league to have five or more players with 20-plus catches this season (New England, N.Y. Jets, San Francisco, Washington).
- WR **Davante Adams** leads the Packers with 37 receptions and 404 receiving yards this season.
- For the first time in his career, Adams registered a receiving touchdown in three consecutive regular-season games (Games 4-6). Adams totaled five receiving touchdowns over that span.
- WR **Jordy Nelson** and Adams both rank near the top of the league in receiving touchdowns:

Player	Receiving TDs
1. DeAndre Hopkins, HOU	8
2. Will Fuller V, HOU	7
<b>3t. Jordy Nelson, GB</b>	<b>6</b>
3t. Michael Crabtree, OAK	6
3t. Zach Ertz, PHI	6
<b>6t. Davante Adams, GB, seven others</b>	<b>5</b>

- Nelson and Adams both rank at the top of league in receiving touchdowns since the start of the 2016 season:

Player	Receiving TDs (Since 2016)
<b>1. Jordy Nelson, GB</b>	<b>20</b>
<b>2. Davante Adams, GB</b>	<b>17</b>
3. Mike Evans, TB	16
4. Antonio Brown, PIT	15
5. Michael Crabtree, OAK	14

- Nelson and Adams both rank at the top of the NFL in games with multiple receiving touchdowns since 2016:

Player	Games With Two-Plus Receiving TDs (Since 2016)
<b>1. Jordy Nelson, GB</b>	<b>5</b>
<b>2t. Davante Adams, GB</b>	<b>4</b>
2t. Odell Beckham Jr., GB	4

- Nelson registered two touchdowns in both Weeks 3-4, marking the third time in his career (Weeks 10-11, 16-17 in 2011) that he posted back-to-back games with two-plus TD receptions.
- Nelson has registered 15 games with two-plus TD catches since 2011, **No. 1 in the league** among active players over that span. The Packers have a 15-0 record in those contests.

Player	Games With Two-Plus Receiving TDs (Since 2011)
<b>1. Jordy Nelson, GB</b>	<b>15</b>
2. Dez Bryant, DAL	14
3t. Jimmy Graham, NO/SEA	13
3t. Rob Gronkowski, NE	13
5. Antonio Brown, PIT	12

- WR **Geronimo Allison** recorded a career-high 122 receiving yards on six receptions (20.3 avg.) in Week 3 vs. Cincinnati, including a career-long 72-yard reception in overtime to set up a 27-yard game-winning field goal by K **Mason Crosby**.

- For his career, Allison has 19 first downs on 23 catches. His first-down percentage of 82.6 percent ranks **No. 2 in the NFL** since the start of the 2016 season (min. 15 receptions).
- TE **Lance Kendricks** scored on a 1-yard reception in the first quarter of the Week 3 win over Cincinnati, his first TD catch as a Packer. He also recorded a 51-yard reception against the Bengals, the second-longest catch of his career (80 yards at Tampa Bay, Dec. 23, 2012).
- In Week 2, RB **Ty Montgomery** hauled in six receptions for 75 yards (12.5 avg.) and a TD to go with 10 carries for 35 yards (3.5 avg.) and TD, becoming the first Packer to have a rushing TD, receiving TD and 75-plus receiving yards in the same games since Dorsey Levens at Indianapolis on Nov. 16, 1997 (two rushing TDs, one receiving TD, 92 receiving yards).

### NELSON MAKES HISTORY

- WR **Jordy Nelson** ranks in the top five in franchise history in receptions, receiving yards and receiving touchdowns:

Packers Player	Receptions
1. Donald Driver, 1999-2012	743
2. Sterling Sharpe, 1988-94	595
3. James Lofton, 1978-86	530
<b>4. Jordy Nelson, 2008-14, 2016-present</b>	<b>527</b>

Packers Player	Receiving Yards
1. Donald Driver, 1999-2012	10,137
2. James Lofton, 1978-86	9,656
3. Sterling Sharpe, 1988-94	8,134
4. Don Hutson, 1935-45	7,991
<b>5. Jordy Nelson, 2008-14, 2016-present</b>	<b>7,704</b>

Packers Player	Receiving TDs
1. Don Hutson, 1935-45	99
<b>2. Jordy Nelson, 2008-14, 2016-present</b>	<b>69</b>

- For the second straight season, Nelson had five TD catches through the first four games (2016-17). He joined Don Hutson (1944-45) as the only players in franchise history to have five-plus TD catches in the first four games in back-to-back seasons.
- QB **Aaron Rodgers** and Nelson have connected for 65 touchdowns, **the most by a duo in team history** (Brett Favre and Antonio Freeman, 57).
- In 2016, Nelson joined WR Sterling Sharpe as the **only players in team history** to record two seasons with 95-plus catches.
- In 2016, Nelson registered the fourth 1,200-yard (1,257) receiving season of his career, tying James Lofton for the **best mark in team history**.
- It was the third time in Nelson's career that he recorded 10-plus receiving TDs in a season (2011 and 2014). He joined Sharpe (four) and Hutson (three) as the **only players in franchise history to post 10-plus TD catches in three or more seasons**.
- Nelson is the **first player in franchise history to record 13-plus receiving touchdowns in three different seasons** (2011, 2014, 2016). His three seasons of 13-plus TD receptions tie Pro Football Hall of Famers Lance Alworth, Cris Carter and Marvin Harrison for the fourth most in NFL history. Only Pro Football Hall of Famer Jerry Rice (eight), Terrell Owens (seven) and Randy Moss (six) have more such seasons in NFL history.
- With at least one touchdown reception in 11 games last season, Nelson tied Sharpe (1992 and 1994) for the most games with at least one TD catch in a single season in franchise history.
- Nelson has 25 100-yard receiving games in his career, **passing Hutson (24) for No. 3 in team history**. He trails Sharpe (29) for the second most.

## PACKERS VS. BEARS - WEEK 10

### IN THE RED ZONE

- Green Bay leads the NFL in red-zone percentage this season (19 TDs on 26 drives):

Team	Red-Zone Percentage (2017)
1. Green Bay	73.1
2. Philadelphia	72.4
3t. Dallas	66.7
3t. Miami	66.7
5. Oakland	63.2

- The Packers rank in the top five in the NFL in red-zone points scored this season:

Team	Red-Zone Points (2017)
1. Dallas	173
2. Los Angeles Rams	172
3. Philadelphia	162
4. New England	160
5. Green Bay	149

- WR **Jordy Nelson** is tied for No. 2 in the NFL with five red-zone touchdown receptions this season (PHI TE Zach Ertz, six / HOU WR DeAndre Hopkins, five).

- Nelson leads the NFL and WR **Davante Adams** ranks No. 3 in receiving touchdowns in the red zone since the start of the 2016 regular season:

Player	Red-Zone Rec. TDs (Since 2016)
1. Jordy Nelson, GB	16
2. Cameron Brate, TB	12
3. Davante Adams, GB	11
4. Mike Evans, TB	10

- Nelson's 11 red-zone touchdown receptions in 2016 were a career high and tied for the top mark by a Packer since STATS began recording in 1991 (James Jones, 2012; Sterling Sharpe, 1994).

### RIGHT FROM THE START

- The Packers lead the league with 34 points on opening drives:

Team	Points On Opening Possession (2017)
1. Green Bay	34
2. Philadelphia	31
3t. Jacksonville	30
3t. Washington	30
5. Oakland	24

- The Packers have finished in the top 10 in points scored on opening possessions in each season dating back to 2013:

Season	Points On Opening Poss.	Rank
2016	58	4
2015	37	9t
2014	48	2
2013	36	8t

- Since 2016, Green Bay has scored touchdowns on its first drive in 12 of 24 games (50.0 percent).

- The Packers are the only team with five touchdowns on opening drives this season.

Team	TDs On First Possession (2017)
1. Green Bay	5
2. Philadelphia	4

- Since 2013, the Packers rank near the top of the league in a few first-possession statistics:

Team	Points On First Possession (Since 2013)
1. Green Bay	213
2. Atlanta	197
3. New England	193
4. Cincinnati	188
5. Philadelphia	179

Team	TD Pct. On First Possession (Since 2013)
1. Green Bay	34.7
2. New England	33.3
3. Los Angeles Chargers	32.8
4t. Atlanta	31.9
4t. Cincinnati	31.9

### ASCENDING AARON

Rookie RB **Aaron Jones** has put together a couple of strong performances on the ground this season, rushing for 131 yards and a touchdown in Week 7 vs. New Orleans and 125 yards and a touchdown on 19 carries at Dallas in Week 5.

- In Week 7, Jones reached 131 yards in 17 carries (7.7 avg.), the fewest number of carries needed by a Green Bay rookie in a 125-yard rushing game.

- Jones is tied for No. 2 in the NFL with two 125-yard rushing games this season (PIT RB Le'Veon Bell, three).

- Jones joined RBs Eddie Lacy and John Brockington in a tie for the most 125-yard rushing games in a season by a Green Bay rookie.

- Jones ranks No. 3 in the NFL among rookies in rushing this season:

Rookie	Rushing Yards
1. Kareem Hunt, KC	800
2. Leonard Fournette, JAX	596
3. Aaron Jones, GB	358
4. Dalvin Cook, MIN	354
5. Alvin Kamara, NO	311

- Below is where Jones ranks among running backs in the NFL this season (min. 6.25 att/game):

Player	Rushing Avg.
1. Alvin Kamara, NO	5.98
2. Alex Collins, BAL	5.60
3. Aaron Jones, GB	5.34

Player	First-Down Percentage
1. Alvin Kamara, NO	40.6
2. Devonta Freeman, ATL	32.7
3. Aaron Jones, GB	26.9



## PACKERS VS. BEARS - WEEK 10

### CLAY FINDS HIS WAY TO THE BALL

LB **Clay Matthews** continues to make an impact on opposing offenses.

- In Week 4, he registered a sack/forced fumble of QB Mike Glennon to move past DE Kabeer Gbaja-Biamila to set the team record:

<u>Player</u>	<u>Career Sacks</u>
1. <b>Clay Matthews, 2009-17</b>	<b>75.0</b>
2. Kabeer Gbaja-Biamila, 2000-08	74.5
3. Reggie White, 1993-98	68.5
4. Tim Harris, 1986-90	55.0
5. Aaron Kampman, 2002-09	54.0

- In 2015, Matthews was selected to his sixth Pro Bowl and first as an inside linebacker after recording 6.5 sacks (second on the team), 14 QB hits (No. 1 on the team), and a career-high 84 tackles (No. 2 on the team). He was also one of three players (Micah Hyde, Sam Shields) on the team to have an interception and a fumble recovery.
- He is **tied for the fourth-most** six-plus-sack seasons among active players in the NFL since 2009:

<u>Player</u>	<u>Six-Plus-Sack Seasons (Since 2009)</u>
1. Julius Peppers, CAR/CHI/GB	9
2t. Calais Campbell, ARI/JAX	8
2t. Cameron Wake, MIA	8
<b>4t. Clay Matthews, GB</b>	<b>7</b>
<b>4t. Ahmad Brooks, SF/GB</b>	<b>7</b>
4t. Tamba Hali, KC	7
4t. Ryan Kerrigan, WAS	7

- Matthews ranks in the top 10 in sacks since 2009 among active players:

<u>Player</u>	<u>Sacks (Since 2009)</u>
1. Cameron Wake, MIA	87.5
2. Von Miller, DEN	81.5
3. Julius Peppers, CAR/CHI/GB	80.5
4. Elvis Dumervil, DEN/BAL/SF	76.5
5. J.J. Watt, HOU	76.0
<b>6. Clay Matthews, GB</b>	<b>75.0</b>
7. Tamba Hali, KC	71.0

- Matthews is **tied for No. 1 in team history** in 10-sack seasons and is **No. 4** in two-sack games:

<u>Player</u>	<u>10-Sack Seasons</u>
<b>1t. Clay Matthews, 2009-10, 2012, 2014</b>	<b>4</b>
1t. Reggie White, 1993, 1995, 1997-98	4
1t. Kabeer Gbaja-Biamila, 2001-04	4

<u>Player</u>	<u>Two-Sack Games</u>
1. Reggie White, 1993-98	16
2. Kabeer Gbaja-Biamila, 2000-08	15
3. Tim Harris, 1986-90	14
<b>4. Clay Matthews, 2009-17</b>	<b>13</b>

### PERRY LEADS THE RUSH

Packers LB **Nick Perry** leads a pass rush that has recorded multiple sacks in 16 of the past 24 regular-season games.

- Perry leads the team with 4.0 sacks this season.
- Despite missing two games, Perry registered a team-high 11 sacks, **tied for No. 8 in the NFL**, in 2016. He became the 11th player in team history (since 1982) to register a double-digit sack total in a season.
- Dating back to the start of 2016, Perry has registered a half-sack or more in 14 regular-season games, **tied for No. 6 in the NFL**:

<u>Player</u>	<u>Games With Half-Sack Or More</u>
1t. Chandler Jones, ARI	16
1t. Ryan Kerrigan, WAS	16
1t. Von Miller, DEN	16
4t. Cameron Jordan, NO	15
4t. Cameron Wake, MIA	15
<b>6t. Nick Perry, GB, five others</b>	<b>14</b>
6t. Mario Addison, CAR	14
6t. Joey Bosa, LAC	14

### BURNETT BRINGS IT

Packers S **Morgan Burnett** has been a steady force on the Packers defense for years, starting 103 games (including playoffs) since 2011.

- From 2011-14, he was the only Packer to surpass 100 tackles each season, and despite missing five games in 2015, he tied for the team lead in solo tackles (54) and led the team with 14 total tackles in the postseason. In 2016, he was **No. 1 on the team** in tackles (92) despite missing a game.
- He set a single-season career high with three sacks in 2016, **No. 2 among safeties** according to STATS:

<u>Player</u>	<u>Sacks (2016)</u>
1. Landon Collins, NYG	4.0
<b>2. Morgan Burnett, GB</b>	<b>3.0</b>
3t. Four players	2.0

- Burnett recorded two interceptions in 2016, tied for the second most of his career (two in 2012 / three in 2011).
- Burnett has 7.5 sacks since 2011, **No. 5 among safeties** over that time span:

<u>Player</u>	<u>Sacks (Since 2011)</u>
1. Harrison Smith, MIN	9.0
2t. Roman Harper, NO/CAR	8.5
2t. Reshad Jones, MIA	8.5
2t. T.J. Ward, CLE/DEN/TB	8.5
<b>5. Morgan Burnett, GB</b>	<b>7.5</b>

- He ranks **No. 3 among Green Bay safeties** (since 1982) in career sacks, according to STATS:

<u>Packers Safety</u>	<u>Career Sacks</u>
1. LeRoy Butler, 1990-2001	20.5
2. Mark Murphy, 1980-85, 87-91	11.0
<b>3. Morgan Burnett, 2010-present</b>	<b>7.5</b>



## PACKERS VS. BEARS - WEEK 10

### ON THE RISE

S **Ha Ha Clinton-Dix** has been a presence on the Packers defense since his rookie season and earned his first trip to the Pro Bowl and second-team All-Pro recognition from *The Associated Press* in 2016.

- After starting 10 of 16 games and both postseason contests as a rookie, he has started every game since 2015.
- Clinton-Dix is **tied for No. 6 among safeties** in interceptions since 2014 (including the postseason):

Safety	Interceptions (Since 2014)
1. Reggie Nelson, CIN/OAK	17
2t. Kurt Coleman, KC/CAR	16
2t. Glover Quin, DET	16
4t. Mike Adams, IND	14
4t. Micah Hyde, GB/BUF	14
<b>6t. Ha Ha Clinton-Dix, GB</b>	<b>12</b>
6t. Tashaun Gipson, CLE/JAX	12

- His three career postseason interceptions rank **No. 1 among safeties** since he entered the league in 2014, according to STATS.
- His career-best five interceptions were **tied for No. 5 in the NFL** in 2016 and **tied for No. 2 among safeties**:

Safety	Interceptions (2016)
1. Quintin Demps, HOU	6
<b>2t. Ha Ha Clinton-Dix, GB</b>	<b>5</b>
2t. Landon Collins, NYG	5
2t. Reggie Nelson, OAK	5
5t. Four players	4

- It was the most interceptions by a Packers safety in a single season since Charles Woodson (seven) and Charlie Peprah (five) in 2011.
- In 2016, Clinton-Dix posted a career-high two interceptions in both Week 9 and Week 15, becoming the first Packer to have multiple two-INT games in a season since Woodson in 2011.
- In Week 9 of 2016, he joined CB Al Harris (vs. New Orleans, Oct. 9, 2005) as the only players to post two INTs in a first quarter for the Packers since 1993.

### PROLIFIC PUNT TEAM

P **Justin Vogel** and the punt team rank near the top of the league in a couple of categories this season:

Player	Net Punting Average
1. Brett Kern, TEN	46.6
2. Marquette King, OAK	45.5
3. Johnny Hekker, LAR	44.9
<b>4. Justin Vogel, GB</b>	<b>44.1</b>
5. Michael Palardy, CAR	43.8

Team	Opp. Punt Return Avg.
1. San Francisco	2.6
2. Los Angeles Rams	3.7
<b>3. Green Bay</b>	<b>3.9</b>

- Under special teams coordinator **Ron Zook** (since 2015), the Packers rank **No. 1 in the NFL** in opponent punt return average (5.4).

### CONTINUAL IMPACT

In his career, DT **Mike Daniels** has seen his playing time steadily increase as well as his production, earning him a role as a standout on the defense.

- Daniels ranks **No. 3 among Packers defensive tackles** in sacks (since 1982), according to STATS LLC:

Packers Defensive Tackles	Sacks (Since 1982)
1. Cullen Jenkins, 2004-10	29.0
2. Santana Dotson, 1996-2001	26.0
<b>3. Mike Daniels, 2012-present</b>	<b>23.5</b>
4t. Cletidus Hunt, 1999-2004	17.0
4t. Corey Williams, 2004-07	17.0

- Daniels is third on the Packers with 21.5 sacks since the start of the 2013 season. He is **No. 11 among NFL defensive tackles** over that span, according to STATS LLC.
- He has started all but two regular-season and postseason games for Green Bay and has played the most defensive snaps among Packers defensive linemen since the start of the 2014 season.

### OTHER DEFENSIVE NOTES

- With 14 takeaways this season, Green Bay is tied with Seattle for No. 8 in the NFL (Baltimore, 18 / Buffalo, 17 / Detroit, Jacksonville, N.Y. Jets, Philadelphia 16 / L.A. Rams, 15).
- The Packers lead the NFL in opponent fumbles recovered this season (eight).
- CB **Damarious Randall** recorded an interception in three consecutive games (Weeks 5-7), the first Packer to do so since CB Casey Hayward in 2012 (Weeks 5-7). A fumble recovery vs. Detroit marked his fourth consecutive game with a turnover.
- Randall now has three interceptions on the season, matching his career high set in 2015 and 2016. Randall joins Ace Loomis (1951-53), Bobby Dillon (1952-54), Val Joe Walker (1953-55), Ken Ellis (1970-72) and Tim Lewis (1983-85) as the only Packers (since 1940) with three-plus INTs in each of their first three seasons in the NFL.
- Randall is tied for No. 3 in the NFL with three interceptions.
- LB **Blake Martinez** has registered 10-plus tackles in five games this season, including each of the last four (12 vs. Cincinnati, 13 at Dallas, 14 at Minnesota, 15 vs. New Orleans, 10 vs. Detroit).

### RACKING UP POINTS

K **Mason Crosby** is moving his way up the record books.

- In Week 9, Crosby played in his 168 straight game for the Packers, moving past LS Rob Davis (167) into the No. 3 spot all-time behind only QB Brett Favre (255) and T Forrest Gregg (187).
- Crosby passed Ryan Longwell in Week 2 of the 2015 season to become the franchise career points leader:

Player	Career Points
<b>1. Mason Crosby, 2007-17</b>	<b>1,310</b>
2. Ryan Longwell, 1997-2004	1,054
3. Don Hutson, 1935-45	823

- Crosby's 1,267 points from 2007-16 were the **second most by an NFL player in his first 10 seasons** (NE Stephen Gostkowski, 1,330 from 2006-15).
- Crosby (1,447) passed Longwell (1,119) for the most points scored in the regular and postseason combined in franchise history.
- Crosby recorded 122 points during the 2016 season, giving him the 10th 100-point season of his career and **extending his franchise record**. Crosby's 10 seasons with 100-plus points are the **most in the NFL since 2007**. The only other kickers to have 10 or more consecutive seasons of 100-plus points are Jason Elam (16, 1993-2008) and Adam Vinatieri (13, 1996-2008).



## PACKERS VS. BEARS - WEEK 10

### ON THE ROAD AGAIN

Green Bay went 7-1 away from Lambeau Field in 2011, with the seven road wins setting a single-season franchise record.

- The Packers have been able to stay above the .500 mark on the road during Head Coach **Mike McCarthy's** tenure, a notable achievement in the National Football League.
- Since 2006, McCarthy's first season as the head coach in Green Bay, only nine of 32 NFL teams have regular-season road records above .500.

Team	W-L Record	Pct.
1. New England	66-25-0	.725
2. Dallas	54-38-0	.587
<b>3. Green Bay</b>	<b>50-41-0</b>	<b>.549</b>
4t. Indianapolis	51-42-0	.548
4t. Pittsburgh	51-42-0	.548
6. Philadelphia	49-42-1	.538
7. New Orleans	49-43-0	.533
8. N.Y. Giants	48-44-0	.522
9. Denver	47-45-0	.511

### 331 AND COUNTING

Another packed house at Lambeau Field against the Detroit Lions in Week 9 brought the stadium's consecutive-sellouts streak to 331 regular-season games (not including replacement games).

- The league's longest-tenured stadium, Lambeau Field is hosting its 61st season of football in 2017. For the victory over Dallas in the Divisional round of the 2014 playoffs, Packers fans set a new Lambeau Field paid-attendance record (79,704).
- Across American professional sports, only Boston's Fenway Park (1912) and Chicago's Wrigley Field (1914) have longer tenures.

### THE LAMBEAU ADVANTAGE

The crown jewel of the National Football League, Lambeau Field has long been known as one of the tougher venues to play in, particularly during the harsh Wisconsin winter.

- Re-establishing home-field advantage after a 4-4 mark in 2008 was one of the goals of 2009, and with the Packers finishing 6-2 at home, they accomplished that goal. Green Bay followed that up with a 7-1 mark at Lambeau Field in 2010, a perfect 8-0 record in 2011, the first undefeated home mark since 2002, and a 7-1 mark in 2012. The Packers were one of two teams to finish undefeated at home during the 2014 regular season (Denver).
- Head Coach **Mike McCarthy** stated consistently upon his arrival in Green Bay that one of the team's goals would be to reclaim the mystique of playing at Lambeau Field. Mission accomplished. The team is 68-24-1 (.737) at home in the regular season since 2006, **No. 2 in the NFL**.
- Since **Ron Wolf** and **Mike Holmgren** began the revitalization of the franchise in 1992, Green Bay owns the best home record in the NFL. A look at the top regular-season home W-L records since the '92 season:

Team	W-L Record	Pct.
<b>1. Green Bay</b>	<b>155-49-1</b>	<b>.759</b>
2. New England	148-57-0	.722
3. Pittsburgh	146-56-1	.721

### HOT AT HOME

Since the start of 2009, the Packers have been one of the best teams in the league at home during the regular season:

Team	W-L Record	Pct.
1. New England	60-9-0	.870
<b>2. Green Bay</b>	<b>54-14-1</b>	<b>.790</b>
3t. Baltimore	50-18-0	.735
3t. Seattle	50-18-0	.735
5. Pittsburgh	48-19-0	.716

### IN THE FREE-AGENCY ERA

Talk of unrestricted free agency in the early '90s led many to forecast tough times for the small-town Green Bay Packers.

- However, Green Bay has remained among the most successful teams since the advent of free agency in 1993. The Packers have won 10 or more games 15 times since '93 and captured 10 division crowns.
- A look at the most successful teams in the free-agency era:

Team	W-L Since '93	Pct.	Playoff Berths
1. New England	266-126-0	.679	18
<b>2. Green Bay</b>	<b>249-142-1</b>	<b>.636</b>	<b>18</b>
3. Pittsburgh	247-144-1	.631	16
4. Denver	236-156-0	.602	13
5. Indianapolis	228-165-0	.580	16

### IN THE LEAGUE RANKINGS 2017 REGULAR SEASON



#### GREEN BAY (Team)

Category	NFC	NFL
Turnover Margin (+5) . . . . .	3t	6t
Points Scored (22.6) . . . . .	7	11t
Points Allowed (23.9) . . . . .	11	22
Total Offense (310.1) . . . . .	13	23
Rushing (98.6) . . . . .	10t	21t
Passing (211.5) . . . . .	14	21
Total Defense (357.4) . . . . .	13	25
vs. Rush (118.0) . . . . .	13	23
vs. Pass (239.4) . . . . .	10	20
Third-Down Offense (40.6%) . . .	7	11
Third-Down Defense (44.4%) . .	12	27
Red-Zone Offense (73.1%) . . .	1	1
Red-Zone Defense (69.6%) . .	16	30

#### CHICAGO (Team)

Category	NFC	NFL
Turnover Margin (-4) . . . . .	13t	25t
Points Scored (16.8) . . . . .	14	27
Points Allowed (21.4) . . . . .	7	13
Total Offense (287.6) . . . . .	16	29
Rushing (130.1) . . . . .	4	6
Passing (157.5) . . . . .	16	32
Total Defense (312.0) . . . . .	3	8
vs. Rush (104.4) . . . . .	7	13
vs. Pass (207.6) . . . . .	5	11
Third-Down Offense (36.1%) . .	14	23
Third-Down Defense (38.0%) . .	6	13
Red-Zone Offense (56.3%) . . .	7	12
Red-Zone Defense (48.2%) . . .	3	9

#### GREEN BAY (Individual)

Category	NFC	NFL
Passing: Hundley (58.3) . . . . .	27	50
Rushing: A.Jones (358) . . . . .	9	22
Receptions: D.Adams (37) . . . .	14t	29t
Rec. Yds.: D.Adams (404) . . . .	26	46
INTs: Randall (3) . . . . .	1t	3t
Sacks: Perry (4.0) . . . . .	18t	35t














#### CHICAGO (Individual)

Category	NFC	NFL
Passing: Trubisky (66.2) . . . .	24	46
Rushing: Howard (662) . . . . .	3	5
Receptions: Cohen (28) . . . . .	36t	69t
Rec. Yds.: Wright (259) . . . . .	53	92
INTs: Four players (1) . . . . .	23t	48t
Sacks: Hicks (7.0) . . . . .	5t	10t



## 2017 SCHEDULE NOTES

### 2017 OPPONENTS

		NFL Rank (2017)	
		Record	Offense Defense
	Seattle Seahawks.....(5-3)	4	13
	at Atlanta Falcons .....(4-4)	6	12
	Cincinnati Bengals .....(3-5)	32	6
	Chicago Bears .....(3-5)	29	8
	at Dallas Cowboys .....(5-3)	8	14
	Minnesota Vikings .....(6-2)	11	4
	New Orleans Saints ....(6-2)	2	15
	Detroit Lions.....(4-4)	16	21
	Baltimore Ravens .....(4-5)	30	7
	at Pittsburgh Steelers..(6-2)	10	5
	Tampa Bay Buccaneers..(2-6)	13	28
	at Cleveland Browns...(0-8)	27	9
	at Carolina Panthers ...(6-3)	21	1

### A LOOK AT THE SCHEDULE

The Green Bay Packers' 97th NFL regular-season schedule – highlighted by five prime-time contests (subject to flexible scheduling) – was released April 20 by the National Football League.

- It will be the first regular season that has the Packers playing home games on a Saturday, Thursday and Monday.
- Green Bay's schedule includes six games against 2016 playoff teams. Two of those contests (Detroit, Seattle) are at Lambeau Field, while four (Atlanta, Dallas, Detroit, Pittsburgh) will come on the road. The Packers will play two teams (Atlanta, Dallas) that it played during the 2016 regular and postseason.
- For the first time since 2012, the Packers opened the season at home, and will play three of their first four games at Lambeau Field.
- In Week 1, Green Bay hosted the Seattle Seahawks, marking the third consecutive regular season that the Packers have played the Seahawks at home. Green Bay improved to 11-3 against the Seahawks at home during the regular and postseason, including eight straight wins.
- For the second straight season, the Packers played a prime-time game on the road in Week 2, traveling to Atlanta for an NFC Championship rematch with the Falcons.
- Week 3 saw the Cincinnati Bengals play in Green Bay for just the sixth time, and Week 4 had the Packers hosting the Chicago Bears on a Thursday night for the third consecutive season (12th straight year in primetime). The division rivals squared off in a prime-time contest for the 12th straight season.
- Green Bay begins October with back-to-back road games. The Packers first traveled to play the Dallas Cowboys, marking the fourth matchup between the two clubs since 2015 (including postseason), and then faced the Vikings in Minnesota in Week 6.
- In Week 7, the New Orleans Saints visited Lambeau, it was their latest trip by date to Wisconsin since playing the Packers in Milwaukee on Nov. 17, 1985.
- The Packers had a Week 8 bye, the latest bye week for Green Bay since 2014 (Week 9).
- Green Bay hosted the Detroit Lions on *Monday Night Football* in Week 9, marking the third time the two teams have met on *MNF* and the first since 1972. Green Bay swept the regular-season series with the Lions last season for the first time since 2012 and for the seventh time under McCarthy.
- In Week 10, Green Bay will face the Bears in Chicago, a place they have won in the regular season each of the last six years.
- After welcoming the Baltimore Ravens to Lambeau Field in Week 11 for just the fourth time, the Packers will travel to Pittsburgh to play the Steelers in a Sunday night matchup in Week 12.
- After stopping back in Green Bay in Week 13 to play Tampa Bay, the Buccaneers' first December trip to Lambeau since 2000, the Packers will begin a stretch of three road games in four weeks with a trip to Cleveland in Week 14. It is the first time since 2009 that Green Bay will finish the regular season with three of the final four games taking place on the road.
- The Packers will finish their slate against the NFC South when they play at the Carolina Panthers in Week 15.
- For the second consecutive season, Green Bay will host the Vikings on a Saturday in Week 16. The Packers have won their last five regular-season games played on Saturdays.
- Green Bay will close out the regular season at Detroit for the second consecutive year, marking the first time it has finished the regular season on the road against the same team in back-to-back seasons since 1991-92 (Minnesota).



## PACKERS VS. BEARS - WEEK 10

### BREAKING DOWN THE ROSTER

The Packers currently have an 53-man roster that is composed of 25 offensive players, 25 defensive players and three specialists.

- Of the 53 players on Green Bay's roster, 33 of them (62.3 percent) were draft picks of the Packers. Dating back to 2007, Green Bay has at least one member of each draft class still on the roster.
- Green Bay has 14 players on the roster that began their careers as undrafted free agents, with 11 of those originally signed by Green Bay.
- Over a third (35.8 percent) of the players (19 of 53) on Green Bay's roster entered the league as a sixth-round or seventh-round pick or as an undrafted player.
- The Packers have four players on the roster that played in the NFL prior to the 2009 season. Three of those four players were draft picks of the Packers (K **Mason Crosby**, WR **Jordy Nelson** and LB **Clay Matthews**) and two have made at least one Pro Bowl.
- Of the 53 players on the roster, 44 began their pro careers with the Packers (83.0 percent).
- Only 19 of the 53 players on the roster (35.8 percent) were selected in the first three rounds of the draft, with 16 being drafted by the Packers.

### GREEN BAY'S ROSTER ...

#### BY AGE (as of Nov. 12)

21-24	26 players
25-28	20 players
29-32	4 players
33-plus	3 players

#### BY EXPERIENCE

R-1	16 players
2-3	15 players
4-5	9 players
6-9	8 players
10-plus	5 players

#### BY DRAFT ROUND

1st	6 players
2nd/3rd	13 players
4th/5th	15 players
6th/7th	5 players
Undrafted	14 players

### 2017 HONOR ROLL

#### RB Aaron Jones

Pepsi NFL Rookie of the Week (Week 5, at Dallas), voted by fans  
Pepsi NFL Rookie of the Week (Week 7, vs. New Orleans), voted by fans  
FedEx Ground Player of the Week (Week 7, vs. New Orleans), voted by fans

#### QB Aaron Rodgers

NFC Offensive Player of the Week – Week 5 (at Dallas)  
-Ranks first in franchise history with 16 Player of the Week Awards, passing Brett Favre (12).  
-Leads the league with the most Player of the Week Awards since 2010 (16).  
-Named Player of the Week at least once for the eighth consecutive season.  
Castrol Edge Clutch Performer of the Week (Week 5, at Dallas), voted by fans

### PACKERS IN WEEKLY 2017 TEAM RANKINGS

		NFL Offense			NFL Defense		
After							
Week ...	Opp.	Total	Rush	Pass	Total	Rush	Pass
1	SEA	8	15	6	5t	17	4
2	@ATL	7	27	4	8	20t	9
3	CIN	10	29t	2	8	21	7
4	CHI	16	28	10	6	19	5
5	@DAL	16	22	11	11	22	6
6	@MIN	22	26	15	14	24	11
7	NO	23	20	23	22	27	16
8	Bye	22	18	24	23	26	16
9	DET	23	21t	21	25	23	20
Packers in 2016		8	20	7	22	8	31
Packers in 2015		23	12	25t	15	21	6
Packers in 2014		6	11	8	15	23	10
Packers in 2013		3	7	6	25	25	24
Packers in 2012		13	20	9	11	17	11
Packers in 2011		3	27	3	32	14	32
Packers in 2010		9	24	5	5	18	5
Packers in 2009		6	14	7	2	1	5
Packers in 2008		8	17	8	20	26	12
Packers in 2007		2	21	2	11	14	12
Packers in 2006		9	23	8	12	13	17
Packers in 2005		18	30	7	7	23	1
Packers in 2004		3	10	3	25	14	25
Packers in 2003		4	3	16	17	10	23
Packers in 2002		12	12	10	12	21	3
Packers in 2001		6	21	3	12	16	15
Packers in 2000		15	23	8	15	8	19
Packers in 1999		9	21	7	19	22	18
Packers in 1998		5	25	3	4	4	10
Packers in 1997		4	12	3	7	20	8
Packers in 1996		5	11	5	1	4	1
Packers in 1995		7	26	3	14	7	21
Packers in 1994		9	19	9	6	3	15
Packers in 1993		19	22	18	2	8	7
Packers in 1992		15	21	9	23	16	23



## PACKERS STARTERS – OFFENSE

### **WR Jordy Nelson, 10th Year, Kansas State, D2a-08**

- ▶ Became the fourth player in franchise history to reach 500 receptions.
- ▶ Has 69 career receiving TDs, No. 2 in Packers history behind Don Hutson (99).
- ▶ Became the first player in franchise history to record 13-plus receiving touchdowns in three different seasons (2011, 2014, 2016). His three seasons of 13-plus TD receptions tie Pro Football Hall of Famers Lance Alworth, Cris Carter and Marvin Harrison for the fourth most in NFL history.
- ▶ Missed all of the 2015 season due to a knee injury.
- ▶ Finished the 2014 regular season ranked fourth in the NFL in receiving yards (1,519), seventh in receptions (98) and tied for second in receiving touchdowns (13). Earned first selection to the Pro Bowl.
- ▶ Led the team in 2013 with 85 catches for 1,314 yards and eight TDs. Ranked No. 10 in the NFL that season in receiving yards.
- ▶ With 15 TD catches in 2011, became only the third player in franchise history to catch 15 or more TDs in a season, joining WRs Sterling Sharpe (18 in 1994) and Don Hutson (17 in 1942).

### **LT David Bakhtiari, 5th Year, Colorado, D4a-13**

- ▶ Named to first career Pro Bowl in 2016.
- ▶ Has started all but six games at LT since the start of the 2013 regular season. Missed Weeks 2-5 this season and the final two games of the 2015 regular season due to injury.
- ▶ Started all 16 games at left tackle in 2013, the only rookie in the NFL to do so in 2013 and the first Packer rookie to do so since the league went to a 16-game schedule in 1978.
- ▶ Became just the fourth Green Bay rookie to start at LT in the season opener since the 1970 AFL-NFL merger and the first since 1985.

### **LG Lane Taylor, 5th Year, Oklahoma State, FA-13**

- ▶ Has played in 54 regular-season games for Green Bay with all but two of his 25 starts (LT in Week 4-5 this season) taking place at LG.
- ▶ Made the first starts of his career in 2015, opening at RG at Detroit in Week 13 in place of an injured T.J. Lang and at LG in Week 17 vs. Minnesota with Josh Sitton sliding to LT in place of an injured David Bakhtiari.
- ▶ A four-year letterman at OSU, starting 47 of 50 games played at right guard. Unanimous first-team All-Big 12 selection by the conference's coaches as a senior.

### **C Corey Linsley, 4th Year, Ohio State, D5a-14**

- ▶ Has started every game at C since Week 9 of 2016. Was on reserve/physically unable to perform for the entire preseason and the first seven regular-season games last season.
- ▶ Started 29 games and four postseason contests in his first two seasons.
- ▶ First rookie center to start for Green Bay in Week 1 since the merger.
- ▶ Was the first rookie center to start every game for the Packers since the league went to a 16-game schedule in 1978.
- ▶ Named to PFWA's All-Rookie team, the first Green Bay center to be honored since its inception in 1974.

### **RG Jahri Evans, 12th Year, Bloomsburg, UFA (NO)-17**

- ▶ Selected to six Pro Bowls (2009-14) and has been named first-team All-Pro by *The Associated Press* four times (2009-12).
- ▶ Has started all 177 games he has played in since entering the league in 2006, the most games played by an active NFL offensive lineman over that span.
- ▶ Started all 16 games in nine of his 11 seasons in New Orleans (2006-16), missing just seven contests due to injury.
- ▶ Helped the Saints finish in the top six in the NFL in total offense in all 11 of his seasons in New Orleans (2006-16), including six No. 1 rankings (2006, 2008-09, 2011, 2014, 2016).
- ▶ Entered the NFL with New Orleans in 2006 as a fourth-round pick (No. 108 overall) out of Bloomsburg (Pa.) University, where he was a finalist for the Gene Upshaw Player of the Year Award in both of his final two seasons.

### **RT Bryan Bulaga, 8th Year, Iowa, D1-10**

- ▶ Has started 48 of 56 games since the start of the 2014 season.
- ▶ Missed the second part of the 2012 season after suffering a hip injury vs. Arizona on Nov. 4 and missed all of the 2013 season after injuring his knee on Aug. 3.
- ▶ Started 37 games at RT in his first three seasons in the league.
- ▶ Started the final 12 games of 2010 and the entire postseason at right tackle after taking over for veteran Mark Tauscher (shoulder).
- ▶ Named to the *Pro Football Weekly*/PFWA All-Rookie team in 2010.
- ▶ Capped his rookie season by becoming the youngest player at the time, according to STATS LLC, to ever start in the Super Bowl (21 years, 322 days).

### **TE Martellus Bennett, 10th Year, Texas A&M, UFA (NE)-17**

- ▶ Ranks No. 4 on the team with 24 receptions this season.
- ▶ Posted 50-plus receptions in each season from 2012-16, one of only three tight ends in the league (Greg Olsen, Jason Witten) to do so over that span.
- ▶ Posted a career-high three 100-yard receiving games in 2016 with the Patriots, tied for No. 2 in the NFL among TEs, and a career-best seven TD catches, tied for No. 3 in the league among TEs.
- ▶ Registered a career-high 90 receptions with the Chicago Bears in 2014, the most among NFL tight ends that season, on his way to earning Pro Bowl recognition.
- ▶ Entered the NFL in 2008 as a second-round pick (No. 61 overall) with Dallas and went on to play four seasons with the Cowboys (2008-11). Also played one season with the N.Y. Giants (2012), three with the Bears (2013-15) and one with the Patriots (2016).

### **WR Randall Cobb, 6th Year, Kentucky, D2-11**

- ▶ Despite missing a game, ranks No. 2 on the team with 33 receptions this season.
- ▶ Led the team with a 13.5-yard punt-return average in 2016.
- ▶ Posted the 12th 100-yard receiving game of his career in Week 4 (108 on nine receptions) and tied his single-game high for receptions (11 for 95 yards and a TD) in Week 7 last season.
- ▶ Led the team in receptions (79), was No. 2 in receiving yards (829) and was No. 3 in touchdown receptions (six) in 2015.
- ▶ Set a new single-season career high with five 100-yard receiving games during the 2014 season (three-2012). Earned first trip to the Pro Bowl.
- ▶ His career-best 91 receptions in 2014 are the eighth most in team history.
- ▶ Finished the regular season tied for fourth in the NFL with 12 touchdown receptions in 2014.
- ▶ Set a franchise single-season record with a league-high 2,342 combined net yards in 2012, topping the previous team mark of 2,250 yards by RB Ahman Green in 2003.

### **QB Brett Hundley, 3rd Year, UCLA, D5-15**

- ▶ Made first career start in Week 7 vs. New Orleans.
- ▶ Finished No. 7 in the NFL this past preseason with a passer rating of 88.8 after completing 48 of 76 passes for 482 yards (No. 6 in the NFL) with three touchdowns and an interception.
- ▶ Served as the No. 3 quarterback in 2015 and the No. 2 quarterback in 2016.
- ▶ Ranked No. 2 in the NFL with 630 passing yards in the 2015 preseason, completing 45 of 65 passes (69.2 percent) for seven TDs with one INT for a passer rating of 129.6 (No. 3 in the NFL).
- ▶ Finished career at UCLA ranked No. 1 in school history in passing TDs (75), total offense (11,713 yards) and completions (837) despite playing just three seasons for the Bruins.
- ▶ Ranked No. 2 in school annals in passing yards (9,966), 300-yard passing games (10), rushing yards by a QB (1,747) and rushing TDs by a QB (30).

### **RB Ty Montgomery, 2nd Year, Stanford, D3-15**

- ▶ After being converted from wide receiver to running back during the 2016 season, has started 11 games at RB, including five games this season. Missed Week 5 due to injury.
- ▶ In Week 15 at Chicago (2016), rushed for 162 yards on 16 carries and two touchdowns. His 162 yards were the most by a Packers player in a single game since Dec. 11, 2005 (Samkon Gado, 171 yards on 29 carries, 5.9 avg.). Dating back to 1960, his 10.13 yards-per-carry average was the third highest (min. 15 carries) by a Green Bay player.
- ▶ Played in six games with three starts as a rookie in 2015 before an ankle injury sustained in Week 6 sidelined him for the remainder of the season.
- ▶ Posted 5,190 all-purpose yards at Stanford (334 rushing, 2,125 receiving, 238 PR, 2,493 KOR), the fourth most in school history at the time.

### **FB Aaron Ripkowski, 2nd Year, Oklahoma, D6a-15**

- ▶ Has played in 39 career games with eight starts.
- ▶ Scored his first career rushing touchdown in Week 12 (2016) and followed it up with one in Week 13.
- ▶ Led the team and set career highs in Week 17 (2016) at Detroit with 61 rushing yards on nine carries (6.8 avg.).
- ▶ Played in 15 games as a rookie, seeing action primarily on special teams. Was tied for No. 4 on the team with nine special teams tackles.
- ▶ Began collegiate career as a walk-on and went on to play in 47 games with 17 starts.



## PACKERS STARTERS – DEFENSE

### **DE Dean Lowry, 2nd Year, Northwestern, D4b-16**

- ▶ Made first career start in the season-opening win over Seattle. Has started six of eight games this season.
- ▶ Saw action in 15 games as a rookie (2016) and registered 14 tackles (eight solo), two sacks, three tackles for a loss, nine QB pressures and three QB hits. Also appeared in all three postseason contests and posted two tackles (one solo) and a QB pressure.
- ▶ Posted sacks in back-to-back games in 2016, recording one in Week 13 vs. Houston and one in Week 14 vs. Seattle.
- ▶ Played in 48 games with 33 starts for Northwestern and registered 134 tackles (83 solo), 31½ tackles for a loss, 12½ sacks, three interceptions (one returned for a TD), 21 passes defended, three fumble recoveries and three forced fumbles.
- ▶ Earned second-team All-Big Ten honors as a senior in 2015 after posting 46 tackles (27 solo), 13½ tackles for a loss (second on the team), three sacks, an interception, a fumble recovery and seven passes defended.

### **NT Kenny Clark, 2nd Year, UCLA, D1-16**

- ▶ Third on the team with 41 tackles this season.
- ▶ Finished the 2016 regular season ranked No. 3 on the GB defensive line in tackles (33).
- ▶ Became the youngest player to appear in a season opener for the Packers since Arnie Herber (20 years old) in 1930.
- ▶ Earned third-team All-America honors from *The Associated Press* and first-team All-Pacific-12 recognition from the coaches and media as a junior in 2015.

### **DT Mike Daniels, 6th Year, Iowa, D4a-12**

- ▶ Leads Packers defensive linemen with 21.5 sacks since the start of the 2013 regular season.
- ▶ Led the defensive line in both tackles and sacks in 2014 and 2015.
- ▶ Returned a fumble 43 yards for a TD vs. Detroit in Week 14 of 2012, the longest fumble return for a TD by a rookie in franchise history.
- ▶ Starred as an interior pass rusher at Iowa, posting a team-high 24.5 tackles for a loss and 13 sacks from 2010-11.

### **LOLB Clay Matthews, 9th Year, Southern California, D1b-09**

- ▶ With 75.0 career sacks, passed Kabeer Gbaja-Biamila (74.5) for the most sacks in Packers history.
- ▶ Despite injuries forcing him to miss four games and limiting him in six others, finished No. 3 on the team with five sacks in 2016.
- ▶ For the first time in his career, recorded at least one sack in each of the first three regular-season games he played in (2016).
- ▶ Selected to his sixth Pro Bowl and first as an inside linebacker in 2015 after recording 6.5 sacks (second on the team), 15 QB hits (No. 1 on the team) and a career-high 85 tackles (No. 2 on the team).
- ▶ With a team-high 11.0 sacks in 2014, is tied for the most 10-plus sack seasons in franchise history (four).
- ▶ Is the only player in franchise history to score a defensive TD (interception or fumble return) in each of his first three seasons in the NFL (2009-11).

### **ILB Jake Ryan, 3rd Year, Michigan, D4-15**

- ▶ Tied for No. 4 on the team with 35 tackles this season.
- ▶ Finished No. 2 on the team with 84 tackles during the 2016 regular season.
- ▶ Started the final five games of the regular season and both playoff contests in 2015.
- ▶ Recorded a team-best nine tackles (eight solo) and one fumble recovery in Week 13 (2015) at Detroit in his first pro start.
- ▶ Served as a team captain for his final two seasons at Michigan and was a three-time winner (2012-14) of the Roger Zatkoff Award, given to the Wolverines top linebacker. He was the only player to win the award (est. 1991) three times.
- ▶ Started 41 of 46 games played in college, appearing at inside linebacker as a senior after spending his first three seasons at outside linebacker and defensive end.

### **ILB Blake Martinez, 2nd Year, Stanford, D4a-16**

- ▶ Ranks No. 1 on the Packers with 82 total tackles this season.
- ▶ Has registered 10-plus tackles in five games this season, including each of the last four (12 vs. Cincinnati, 13 at Dallas, 14 at Minnesota, 15 vs. New Orleans, 10 vs. Detroit).
- ▶ Started nine of 13 games he played in 2016 during the regular season, missing Weeks 12-14 due to injury. Became the first rookie to start on defense for Green Bay in Week 1 since LB Nick Perry in 2012.
- ▶ Finished collegiate career with 257 tackles (137 solo), 13.5 tackles for a loss, 6.5 sacks, five interceptions and five forced fumbles in 51 games played.

- ▶ Started all 27 games played in his final two seasons, leading the team in tackles as a junior (102) and senior (141).
- ▶ Led the Pacific-12 and ranked No. 7 nationally with 141 tackles (75 solo) as a senior, averaging a conference-best 10.1 tackles per game.

### **ROLB Nick Perry, 6th Year, Southern California, D1-12**

- ▶ Leads the team with 4.0 sacks this season.
- ▶ Led the team with a career-high 11.0 sacks in 2016.
- ▶ Registered multiple sacks in each of his first five seasons in the NFL and has posted a two-sack game in each of the last four seasons (2013-16).
- ▶ Has totaled seven sacks in eight playoff games, including 3.5 in the 2015 postseason, which tied Clay Matthews (2010) for the franchise record in a single postseason.
- ▶ His seven postseason sacks rank No. 3 in franchise history (since 1982) behind Matthews (11) and Reggie White (eight).

### **LCB Davon House, 7th Year, New Mexico State, FA-17**

- ▶ Rejoined the Packers after spending the 2015-16 seasons with the Jacksonville Jaguars, starting 19 of 32 games played.
- ▶ In 2015, his first season in Jacksonville, set career highs in starts (15), tackles (60), solo tackles (49), passes defended (23, franchise single-season record) and interceptions (four).
- ▶ Despite missing three regular-season games with a shoulder injury in 2014, his 11 passes defended tied for No. 4 on the Packers.
- ▶ After seeing action in two games as a rookie (2011), appeared in 25 games for Green Bay between 2012-13, starting five games in each season.
- ▶ Was the first player to be drafted by the Packers out of New Mexico State in franchise history, and was the first Aggie drafted since S Siddeeq Shabazz (Oakland, seventh round) in 2003.

### **RCB Damarious Randall, 3rd Year, Arizona State, D1-15**

- ▶ Leads the team and is tied for No. 3 in the NFL with three interceptions this season.
- ▶ Tied for No. 4 in the NFL with two interceptions returned for touchdowns since 2015.
- ▶ Was second on the team with three interceptions in 2016 despite missing six games due to injury.
- ▶ Played in 15 games with nine starts (six at LCB, two at RCB, one in the slot) in 2015 and tied for the team lead and No. 2 among NFL rookies with three interceptions, including one he returned for a TD. Finished with a team-best 16 passes defended.
- ▶ Named the NFL's Defensive Rookie of the Month for November 2015, joining CB Casey Hayward (October 2012) as the only Green Bay defensive backs to win the award.
- ▶ Earned first-team All-Pacific-12 honors at safety as a senior in 2014 after he led the Sun Devils in tackles (106) and passes defended (12) and tied for the team lead with three interceptions.

### **SS Morgan Burnett, 8th Year, Georgia Tech, D3-10**

- ▶ Tied for No. 1 among NFL safeties with a career-best three sacks last season. Finished No. 1 on the team in tackles (92).
- ▶ Missed five games due to injury in 2015, but finished No. 4 on the team with 54 solo tackles.
- ▶ Totaled a team-high 125 tackles in 2014, the second most of his career (137 in 2012). Ranked No. 2 on the team with 106 tackles (77 solo) in 2013, despite missing the first three games due to injury. Recovered three fumbles, including one for a TD, and added nine passes defended.
- ▶ Participated in all 1,088 plays for Green Bay's defense in 2012, one of only four non-OL in the NFL to appear in 100 percent of his team's snaps.

### **FS Ha Ha Clinton-Dix, 4th Year, Alabama, D1-14**

- ▶ Ranks No. 2 on the team with 43 tackles this season.
- ▶ Named to his first career Pro Bowl in 2016. His career-best five interceptions tied for No. 5 in the NFL last season and tied for No. 1 among safeties. It was the most interceptions by a Packers safety in a single season since Charles Woodson (seven) and Charlie Peprah (five) in 2011.
- ▶ In 2016, posted a career-high two interceptions in both Week 9 and Week 14, becoming the first Packer to have two INT games in a season since Woodson in 2011.
- ▶ Led the team in tackles in 2015 with 117 (97 solo) and was tied for fourth on the team in interceptions (two).
- ▶ According to STATS, his three sacks during the 2015 regular season tied for the fifth most in a single regular season by a Packers safety (since 1982) and the most since Mark Roman recorded 3.5 in 2004.
- ▶ Started every game in 2015 after starting 10 of 16 games as a rookie when he finished second on the team in tackles (95).



## 2017 REGULAR-SEASON STATISTICS

	Packers	Opponents
<b>TOTAL FIRST DOWNS</b> .....	<b>165</b>	<b>171</b>
Rushing.....	47	51
Passing.....	99	107
Penalty.....	19	13
3rd Down: Made/Att.....	41/101	44/99
3rd Down Pct.....	40.6	44.4
4th Down: Made/Att.....	7/10	6/7
4th Down Pct.....	70.0	85.7
<b>POSSESSION AVG.</b> .....	<b>28:10</b>	<b>31:50</b>
<b>TOTAL NET YARDS</b> .....	<b>2481</b>	<b>2859</b>
Avg. Per Game.....	310.1	357.4
Total Plays.....	491	514
Avg. Per Play.....	5.1	5.6
<b>NET YARDS RUSHING</b> .....	<b>789</b>	<b>944</b>
Avg. Per Game.....	98.6	118.0
Total Rushes.....	174	241
<b>NET YARDS PASSING</b> .....	<b>1692</b>	<b>1915</b>
Avg. Per Game.....	211.5	239.4
Sacked/Yards Lost.....	27/182	13/107
Gross Yards.....	1874	2022
Att./Completions.....	290/185	260/177
Completion Pct.....	63.8	68.1
<b>HAD INTERCEPTED</b> .....	<b>7</b>	<b>6</b>
<b>PUNTS/AVERAGE</b> .....	<b>35/45.7</b>	<b>26/44.4</b>
Net Punting Avg.....	35/44.1	26/41.2
<b>PENALTIES/YARDS</b> .....	<b>53/432</b>	<b>52/448</b>
<b>FUMBLES/BALL LOST</b> .....	<b>7/2</b>	<b>12/8</b>
<b>TOUCHDOWNS</b> .....	<b>23</b>	<b>21</b>
Rushing.....	8	8
Passing.....	14	11
Returns.....	1	2

### SCORE BY PERIODS

	Q1	Q2	Q3	Q4	OT	PTS
PACKERS	41	33	34	70	3	181
OPPONENTS	28	83	28	52	0	191

### SCORING

	TD	-Ru	-Pa	-Rt	K-PAT	FG	S	PTS
Mason Crosby.....	0	0	0	0	19/21	8/10	0	43
Jordy Nelson.....	6	0	6	0			0	36
Davante Adams.....	5	0	5	0			0	30
Aaron Jones.....	3	3	0	0			0	18
Ty Montgomery.....	3	2	1	0			0	18
Brett Hundley.....	2	2	0	0			0	12
Randall Cobb.....	1	0	1	0			0	6
Lance Kendricks.....	1	0	1	0			0	6
Damarious Randall.....	1	0	0	1			0	6
Jamaal Williams.....	1	1	0	0			0	6
<b>PACKERS</b> .....	<b>23</b>	<b>8</b>	<b>14</b>	<b>1</b>	<b>19/21</b>	<b>8/10</b>	<b>0</b>	<b>181</b>
<b>OPPONENTS</b> .....	<b>21</b>	<b>8</b>	<b>11</b>	<b>2</b>	<b>20/21</b>	<b>15/18</b>	<b>0</b>	<b>191</b>

2-Pt Conversions: Packers 0-2, Opponents 0-0

**SACKS:** Nick Perry 4.0, Clay Matthews 2.5, Josh Jones 2, Mike Daniels 1.5, Ahmad Brooks 1, Blake Martinez 1, Dean Lowry 0.5, Joe Thomas 0.5, PACKERS 13, OPPONENTS 27

RUSHING	No	Yds	Avg	Long	TD
Aaron Jones.....	67	358	5.3	46t	3
Ty Montgomery.....	65	219	3.4	11	2
Aaron Rodgers.....	18	83	4.6	18	0
Brett Hundley.....	8	69	8.6	22	2
Jamaal Williams.....	11	34	3.1	6	1
Randall Cobb.....	2	11	5.5	10	0
Trevor Davis.....	1	9	9.0	9	0
Aaron Ripkowski.....	2	6	3.0	4	0
<b>PACKERS</b> .....	<b>174</b>	<b>789</b>	<b>4.5</b>	<b>46t</b>	<b>8</b>
<b>OPPONENTS</b> .....	<b>241</b>	<b>944</b>	<b>3.9</b>	<b>35</b>	<b>8</b>

RECEIVING	No	Yds	Avg	Long	TD
Davante Adams.....	37	404	10.9	41	5
Randall Cobb.....	33	319	9.7	46	1
Jordy Nelson.....	30	338	11.3	58	6
Martellus Bennett.....	24	233	9.7	33	0
Ty Montgomery.....	21	159	7.6	23	1
Geronimo Allison.....	11	167	15.2	72	0
Lance Kendricks.....	8	126	15.8	51	1
Aaron Jones.....	7	16	2.3	9	0
Richard Rodgers.....	4	43	10.8	16	0
Jamaal Williams.....	4	38	9.5	18	0
Aaron Ripkowski.....	4	17	4.3	9	0
Trevor Davis.....	2	14	7.0	9	0
<b>PACKERS</b> .....	<b>185</b>	<b>1874</b>	<b>10.1</b>	<b>72</b>	<b>14</b>
<b>OPPONENTS</b> .....	<b>177</b>	<b>2022</b>	<b>11.4</b>	<b>63</b>	<b>11</b>

INTERCEPTIONS	No	Yds	Avg	Long	TD
Damarious Randall.....	3	35	11.7	21t	1
Kentrell Brice.....	1	11	11.0	11	0
Ha Ha Clinton-Dix.....	1	3	3.0	3	0
Davon House.....	1	0	0.0	0	0
<b>PACKERS</b> .....	<b>6</b>	<b>49</b>	<b>8.2</b>	<b>21t</b>	<b>1</b>
<b>OPPONENTS</b> .....	<b>7</b>	<b>123</b>	<b>17.6</b>	<b>75t</b>	<b>1</b>

PUNTING	No	Yds	Avg	Net	TB	In 20	LG	Blk
Justin Vogel.....	35	1598	45.7	44.1	0	12	62	0
<b>PACKERS</b> .....	<b>35</b>	<b>1598</b>	<b>45.7</b>	<b>44.1</b>	<b>0</b>	<b>12</b>	<b>62</b>	<b>0</b>
<b>OPPONENTS</b> .....	<b>26</b>	<b>1154</b>	<b>44.4</b>	<b>41.2</b>	<b>0</b>	<b>16</b>	<b>59</b>	<b>0</b>

PUNT RETURNS	Ret	FC	Yds	Avg	Long	TD
Trevor Davis.....	9	10	83	9.2	33	0
<b>PACKERS</b> .....	<b>9</b>	<b>10</b>	<b>83</b>	<b>9.2</b>	<b>33</b>	<b>0</b>
<b>OPPONENTS</b> .....	<b>14</b>	<b>12</b>	<b>55</b>	<b>3.9</b>	<b>20</b>	<b>0</b>

KICKOFF RETURNS	No	Yds	Avg	Long	TD
Trevor Davis.....	11	247	22.5	29	0
Jeff Janis.....	2	28	14.0	17	0
<b>PACKERS</b> .....	<b>13</b>	<b>275</b>	<b>21.2</b>	<b>29</b>	<b>0</b>
<b>OPPONENTS</b> .....	<b>13</b>	<b>307</b>	<b>23.6</b>	<b>43</b>	<b>0</b>

FIELD GOALS	1-19	20-29	30-39	40-49	50+
Mason Crosby.....	0/0	5/5	1/2	2/2	0/1
<b>PACKERS</b> .....	<b>0/0</b>	<b>5/5</b>	<b>1/2</b>	<b>2/2</b>	<b>0/1</b>
<b>OPPONENTS</b> .....	<b>1/1</b>	<b>2/2</b>	<b>4/4</b>	<b>5/7</b>	<b>3/4</b>

Crosby: (40G) (28G) (28G, 27G) () (22G) (26G) (59N, 46G) (38B, 35G)  
Opponents: (33G, 21G, 41G) (51G, 53G) (48N, 46G) (47N) (43G) (36G, 34G, 53G) (28G, 44G) (55N, 44G, 19G, 31G)

PASSING	Att	Cmp	Yds	Cmp%	Yds/Att	TD	TD%	Int	Int%	Long	Sack/Lost	Rating
Aaron Rodgers.....	193	128	1385	66.3	7.18	13	6.7	3	1.6	72	19/142	103.2
Brett Hundley.....	97	57	489	58.8	5.04	1	1.0	4	4.1	46	8/40	58.3
<b>PACKERS</b> .....	<b>290</b>	<b>185</b>	<b>1874</b>	<b>63.8</b>	<b>6.46</b>	<b>14</b>	<b>4.8</b>	<b>7</b>	<b>2.4</b>	<b>72</b>	<b>27/182</b>	<b>88.2</b>
<b>OPPONENTS</b> .....	<b>260</b>	<b>177</b>	<b>2022</b>	<b>68.1</b>	<b>7.78</b>	<b>11</b>	<b>4.2</b>	<b>6</b>	<b>2.3</b>	<b>63</b>	<b>13/107</b>	<b>95.7</b>



## 2017 REGULAR-SEASON DEFENSIVE STATISTICS

Official totals – based on coaches' film review, through Week 9 vs. Detroit (press-box totals for Lions game)

### SPECIAL TEAMS

Player	Total Tackles	Solo	Asst	Sacks/ Yards	Int/ Yards	Fum Rec	For Fum	Pass Def
Blake Martinez	82	62	20	1.0/8.0	0/0	1	1	4
Ha Ha Clinton-Dix	43	38	5	0.0/0.0	1/3	0	0	5
Kenny Clark	41	18	23	0.0/0.0	0/0	0	1	1
Josh Jones	35	30	5	2.0/14.0	0/0	0	0	1
Jake Ryan	35	24	11	0.0/0.0	0/0	1	1	1
Damarious Randall	34	28	6	0.0/0.0	3/35	1	0	5
Morgan Burnett	33	27	6	0.0/0.0	0/0	0	0	5
Clay Matthews	30	24	6	2.5/28.5	0/0	1	1	1
Nick Perry	28	17	11	4.0/28.0	0/0	1	1	1
Davon House	26	21	5	0.0/0.0	1/0	0	0	3
Mike Daniels	26	16	10	1.5/12.0	0/0	0	1	0
Kentrell Brice	24	21	3	0.0/0.0	1/11	0	0	4
Kevin King	24	16	8	0.0/0.0	0/0	0	0	4
Josh Hawkins	19	16	3	0.0/0.0	0/0	0	1	4
Quinten Rollins	18	13	5	0.0/0.0	0/0	1	0	2
Quinton Dial	18	10	8	0.0/0.0	0/0	0	0	1
Dean Lowry	13	6	7	0.5/4.0	0/0	0	0	1
Marwin Evans	10	9	1	0.0/0.0	0/0	0	0	0
Kyler Fackrell	10	4	6	0.0/0.0	0/0	1	0	0
Chris Odom	8	4	4	0.0/0.0	0/0	0	0	0
Lenzy Pipkins	8	4	4	0.0/0.0	0/0	0	0	0
Ahmad Brooks	5	4	1	1.0/7.0	0/0	0	0	0
Ricky Jean Francois	3	1	2	0.0/0.0	0/0	0	0	0
Joe Thomas	2	2	0	0.5/5.5	0/0	0	0	1
Vince Biegel	2	1	1	0.0/0.0	0/0	0	0	0
<b>Totals</b>	<b>577</b>	<b>416</b>	<b>161</b>	<b>13.0/107.0</b>	<b>6/49</b>	<b>7</b>	<b>7</b>	<b>44</b>

Player	TT	FR	FF
Marwin Evans	6	0	0
Jeff Janis	4	0	0
Lance Kendricks	3	0	0
Quinten Rollins	3	1	0
Kentrell Brice	2	0	0
Trevor Davis	2	0	0
Josh Jones	2	0	0
Aaron Ripkowski	2	0	0
Vince Biegel	1	0	0
Derek Hart	1	0	0
Aaron Jones	1	0	0
Kevin King	1	0	0
Blake Martinez	1	0	0
Lenzy Pipkins	1	0	0
Joe Thomas	1	0	0
Justin Vogel	1	0	0
<b>Totals</b>	<b>32</b>	<b>1</b>	<b>0</b>

### BLOCKED KICKS

Player	PAT	FG	P
Kenny Clark	1	0	0
<b>Totals</b>	<b>1</b>	<b>0</b>	<b>0</b>

### DEFENSIVE SCORING

Player	TD	Int Ret	Fum Ret	Safeties
Damarious Randall	1	1	0	0
<b>Totals</b>	<b>1</b>	<b>1</b>	<b>0</b>	<b>0</b>

#### Defensive touchdowns (1):

Randall — 21-yard INT return at Dallas (10/8)

### MISCELLANEOUS

Player	Tackles
Geronimo Allison	2
Randall Cobb	1
Jordy Nelson	1
<b>Totals</b>	<b>4</b>

Player	FR
Jahri Evans	1
Brett Hundley	1
Justin McCray	1
Aaron Rodgers	1
<b>Totals</b>	<b>4</b>



# THE DOPE SHEET

OFFICIAL PROGRAM AND PUBLICATION, ACP-PACIFIC FOOTBALL TEAM



No	ALPHABETICAL ROSTER	Pos	Ht	Wt	Birthdate	NFL Exp	College	High School Hometown
17	Adams, Davante	WR	6-1	215	12/24/92	4	Fresno State	Palo Alto, Calif.
90	Adams, Montravius	DT	6-4	304	7/24/95	R	Auburn	Vienna, Ga.
81	Allison, Geronimo	WR	6-3	202	1/18/94	2	Illinois	Riverview, Fla.
69	Bakhtiari, David	T	6-4	310	9/30/91	5	Colorado	San Mateo, Calif.
80	Bennett, Martellus	TE	6-6	275	3/10/87	10	Texas A&M	Taylor, Texas
45	Biegel, Vince	LB	6-3	246	7/2/93	R	Wisconsin	Wisconsin Rapids, Wis.
55	Brooks, Ahmad	LB	6-3	259	3/14/84	11	Virginia	Fairfax, Va.
44	Brown, Donatello	CB	6-0	190	5/15/91	R	Valdosta State	Kennesaw, Ga.
75	Bulaga, Bryan	T	6-5	314	3/21/89	8	Iowa	Woodstock, Ill.
42	Burnett, Morgan	S	6-1	209	1/13/89	8	Georgia Tech	College Park, Ga.
6	Callahan, Joe	QB	6-1	216	6/4/93	2	Wesley	Absecon, N.J.
97	Clark, Kenny	DT	6-3	314	10/4/95	2	UCLA	Rialto, Calif.
21	Clinton-Dix, Ha Ha	S	6-1	208	12/21/92	4	Alabama	Orlando, Fla.
18	Cobb, Randall	WR	5-10	192	8/22/90	7	Kentucky	Alcoa, Tenn.
2	Crosby, Mason	K	6-1	207	9/3/84	11	Colorado	Georgetown, Texas
76	Daniels, Mike	DT	6-0	310	5/5/89	6	Iowa	Blackwood, N.J.
11	Davis, Trevor	WR	6-1	188	7/4/93	2	California	Martinez, Calif.
91	Dial, Quinton	DT	6-5	318	6/21/90	5	Alabama	Pinson, Ala.
73	Evans, Jahri	G	6-4	318	8/22/83	12	Bloomsburg	Philadelphia, Pa.
25	Evans, Marwin	S	5-11	211	4/10/93	2	Utah State	Oak Creek, Wis.
51	Fackrell, Kyler	LB	6-5	245	11/25/91	2	Utah State	Mesa, Ariz.
54	Hart, Derek	LS	6-4	245	12/1/92	R	James Madison	Manheim, Pa.
28	Hawkins, Josh	CB	5-10	189	1/23/93	2	East Carolina	Kernersville, N.C.
31	House, Davon	CB	6-0	195	7/10/89	7	New Mexico State	Palmdale, Calif.
7	Hundley, Brett	QB	6-3	226	6/15/93	3	UCLA	Chandler, Ariz.
83	Janis, Jeff	WR	6-3	219	6/24/91	4	Saginaw Valley State	Tawas City, Mich.
74	John, Ulrick	T	6-6	309	5/20/92	4	Georgia State	Hinesville, Ga.
33	Jones, Aaron	RB	5-9	208	12/2/94	R	Texas-El Paso	El Paso, Texas
27	Jones, Josh	S	6-2	220	9/20/94	R	North Carolina State	Walled Lake, Mich.
84	Kendricks, Lance	TE	6-3	250	1/30/88	7	Wisconsin	Milwaukee, Wis.
20	King, Kevin	CB	6-3	200	5/5/95	R	Washington	Oakland, Calif.
63	Linsley, Corey	C	6-3	301	7/27/91	4	Ohio State	Boardman, Ohio
94	Lowry, Dean	DE	6-6	296	6/9/94	2	Northwestern	Rockford, Ill.
50	Martinez, Blake	LB	6-2	237	1/9/94	2	Stanford	Oro Valley, Ariz.
52	Matthews, Clay	LB	6-3	255	5/14/86	9	Southern California	Agoura Hills, Calif.
32	Mays, Devante	RB	5-10	230	5/26/94	R	Utah State	Livingston, Texas
64	McCray, Justin	G	6-3	317	5/31/92	1	Central Florida	Miami, Fla.
88	Montgomery, Ty	RB	6-0	216	1/22/93	3	Stanford	Dallas, Texas
87	Nelson, Jordy	WR	6-3	217	5/31/85	10	Kansas State	Riley, Kan.
98	Odom, Chris	LB	6-4	262	9/16/94	R	Arkansas State	Arlington, Texas
77	Pankey, Adam	G/T	6-5	313	2/2/94	R	West Virginia	Hamilton, Ohio
62	Patrick, Lucas	G	6-3	313	7/30/93	1	Duke	Brentwood, Tenn.
53	Perry, Nick	LB	6-3	265	4/12/90	6	Southern California	Detroit, Mich.
41	Pipkins, Lenzy	CB	6-0	196	11/7/93	R	Oklahoma State	Mansfield, Texas
23	Randall, Damarious	CB	5-11	196	8/29/92	3	Arizona State	Pensacola, Fla.
22	Ripkowski, Aaron	FB	6-1	246	12/20/92	3	Oklahoma	Dayton, Texas
82	Rodgers, Richard	TE	6-4	257	1/22/92	4	California	Shrewsbury, Mass.
47	Ryan, Jake	LB	6-2	240	2/27/92	3	Michigan	Cleveland, Ohio
65	Taylor, Lane	G	6-3	324	11/22/89	5	Oklahoma State	Arlington, Texas
48	Thomas, Joe	LB	6-1	227	5/6/91	3	South Carolina State	Blackville, S.C.
8	Vogel, Justin	P	6-4	219	10/14/93	R	Miami	Tampa, Fla.
35	Whitehead, Jermaine	S	5-11	195	3/12/93	1	Auburn	Greenwood, Miss.
30	Williams, Jamaal	RB	6-0	213	4/3/95	R	Brigham Young	Fontana, Calif.

## PRACTICE SQUAD

79	Amichia, Kofi	G	6-3	304	7/29/94	R	South Florida	Powder Springs, Ga.
89	Clark, Michael	WR	6-6	217	10/26/95	R	Marshall	St. Petersburg, Fla.
9	Evans, Jerod	QB	6-3	232	1/16/94	R	Virginia Tech	Dallas, Texas
93	Gilbert, Reggie	LB	6-3	261	4/1/93	1	Arizona	Laveen, Ariz.
86	Byrd, Emanuel	TE	6-2	240	12/9/94	R	Marshall	Albany, Ga.
40	Kerridge, Joe	FB	6-0	245	9/17/92	2	Michigan	Traverse City, Mich.
71	Lunsford, Izaah	DT	6-3	310	10/21/93	R	Bowling Green State	Cincinnati, Ohio
49	Mathews, Derrick	LB	6-0	232	9/25/92	1	Houston	Houston, Texas
13	McCaffrey, Max	WR	6-0	200	5/17/94	1	Duke	Castle Rock, Colo.
10	Yancey, DeAngelo	WR	6-1	220	11/18/94	R	Purdue	Atlanta, Ga.

## RESERVE/INJURED

29	Brice, Kentrell	S	5-11	200	8/11/94	2	Louisiana Tech	Ruston, La.
68	Murphy, Kyle	T	6-6	305	12/11/93	2	Stanford	San Clemente, Calif.
59	Pepper, Taybor	LS	6-4	245	5/28/94	R	Michigan State	Saline, Mich.
12	Rodgers, Aaron	QB	6-2	225	12/2/83	13	California	Chico, Calif.
24	Rollins, Quinten	CB	5-11	195	7/15/92	3	Miami (Ohio)	Wilmington, Ohio
10	Schum, Jacob	P	5-10	211	1/21/89	2	Buffalo	Hamburg, N.Y.
78	Spriggs, Jason	T	6-6	301	5/17/94	2	Indiana	Elkhart, Ind.
57	Talley, David	LB	6-1	236	11/9/94	R	Grand Valley State	Orchard Lake, Mich.
26	Waters, Herb	CB	6-0	188	11/10/92	1	Miami	Homestead, Fla.

## RESERVE/PHYSICALLY UNABLE TO PERFORM

39	Goodson, Demetri	CB	5-11	197	6/11/89	4	Baylor	Spring, Texas
----	------------------	----	------	-----	---------	---	--------	---------------

No	NUMERICAL ROSTER	Pos	Ht	Wt	Age	NFL	College	How	Reg. season
						Exp		Acquired	GP/GS/DNP/IA
2	Mason Crosby	K	6-1	207	33	11	Colorado	D6c-07	8/0/0/0
6	Joe Callahan	QB	6-1	216	24	2	Wesley	FA-17	0/0/2/0
7	Brett Hundley	QB	6-3	226	24	3	UCLA	D5-15	4/2/4/0
8	Justin Vogel	P	6-4	219	24	R	Miami	FA-17	8/0/0/0
11	Trevor Davis	WR	6-1	188	24	2	California	D5-16	8/0/0/0
17	Davante Adams	WR	6-1	215	24	4	Fresno State	D2-14	8/8/0/0
18	Randall Cobb	WR	5-10	192	27	7	Kentucky	D2-11	7/7/0/1
20	Kevin King	CB	6-3	200	22	R	Washington	D2a-17	7/5/0/1
21	Ha Ha Clinton-Dix	S	6-1	208	24	4	Alabama	D1-14	8/0/0/0
22	Aaron Ripkowski	FB	6-1	246	24	3	Oklahoma	D6a-15	8/0/0/0
23	Damarious Randall	CB	5-11	196	25	3	Arizona State	D1-15	8/6/0/0
25	Marvin Evans	S	5-11	211	24	2	Utah State	FA-16	8/1/0/0
27	Josh Jones	S	6-2	220	23	R	North Carolina State	D2b-17	8/2/0/0
28	Josh Hawkins	CB	5-10	189	24	2	East Carolina	FA-16	7/2/0/1
30	Jamaal Williams	RB	6-0	213	22	R	Brigham Young	D4b-17	8/0/0/0
31	Davon House	CB	6-0	195	28	7	New Mexico State	FA-17	5/5/0/3
32	Devante Mays	RB	5-10	230	23	R	Utah State	D7a-17	3/0/2/3
33	Aaron Jones	RB	5-9	208	22	R	Texas-El Paso	D5b-17	7/3/0/1
35	Jermaine Whitehead	S	5-11	195	24	1	Auburn	FA-17	2/0/0/0
41	Lenzy Pipkins	CB	6-0	196	24	R	Oklahoma State	FA-17	4/0/0/4
42	Morgan Burnett	S	6-1	209	28	8	Georgia Tech	D3-10	6/6/0/2
44	Donatello Brown	CB	6-0	190	26	R	Valdosta State	FA-17	0/0/0/1
45	Vince Biegel	LB	6-3	246	24	R	Wisconsin	D4a-17	1/0/0/0
47	Jake Ryan	LB	6-2	240	25	3	Michigan	D4-15	7/5/0/1
48	Joe Thomas	LB	6-1	227	26	3	South Carolina State	FA-15 (PS-Dal.)	4/0/0/4
50	Blake Martinez	LB	6-2	237	23	2	Stanford	D4a-16	8/8/0/0
51	Kyler Fackrell	LB	6-5	245	25	2	Utah State	D3-16	8/0/0/0
52	Clay Matthews	LB	6-3	255	31	9	Southern California	D1b-09	8/8/0/0
53	Nick Perry	LB	6-3	265	27	6	Southern California	D1-12	7/6/0/1
54	Derek Hart	LS	6-4	245	24	R	James Madison	FA-17	1/0/0/0
55	Ahmad Brooks	LB	6-3	259	33	11	Virginia	FA-17	4/2/0/4
62	Lucas Patrick	G	6-3	313	24	1	Duke	FA-16	7/1/0/1
63	Corey Linsley	C	6-3	301	26	4	Ohio State	D5a-14	8/8/0/0
64	Justin McCray	G	6-3	317	25	1	Central Florida	FA-17	8/4/0/0
65	Lane Taylor	G	6-3	324	27	5	Oklahoma State	FA-13	7/7/0/1
69	David Bakhtiari	T	6-4	310	26	5	Colorado	D4a-13	4/4/0/4
73	Jahri Evans	G	6-4	318	34	12	Bloomsburg	UFA (NO)-17	8/8/0/0
74	Ulrick John	T	6-6	309	25	4	Georgia State	FA-17 (PS-Ari.)	1/0/3/1
75	Bryan Bulaga	T	6-5	314	28	8	Iowa	D1-10	5/5/0/3
76	Mike Daniels	DT	6-0	310	28	6	Iowa	D4a-12	6/6/0/2
77	Adam Pankey	G/T	6-5	313	23	R	West Virginia	FA-17	0/0/4/3
80	Martellus Bennett	TE	6-6	275	30	10	Texas A&M	UFA (NE)-17	7/7/0/1
81	Geronimo Allison	WR	6-3	202	23	2	Illinois	FA-16	7/0/0/0
82	Richard Rodgers	TE	6-4	257	25	4	California	D3b-14	8/0/0/0
83	Jeff Janis	WR	6-3	219	26	4	Saginaw Valley State	D7-14	8/0/0/0
84	Lance Kendricks	TE	6-3	250	29	7	Wisconsin	FA-17	8/1/0/0
87	Jordy Nelson	WR	6-3	217	32	10	Kansas State	D2a-08	8/8/0/0
88	Ty Montgomery	RB	6-0	216	24	3	Stanford	D3-15	7/5/0/1
90	Montravius Adams	DT	6-4	304	22	R	Auburn	D3-17	2/0/0/6
91	Quinton Dial	DT	6-5	318	27	5	Alabama	FA-17	6/1/0/2
94	Dean Lowry	DE	6-6	296	23	2	Northwestern	D4b-16	8/6/0/0
97	Kenny Clark	DT	6-3	314	22	2	UCLA	D1-16	8/8/0/0
98	Chris Odom	LB	6-4	262	23	R	Arkansas State	W-17 (Atl.)	6/0/1/1

## PRACTICE SQUAD

9	Jerod Evans	QB	6-3	232	23	R	Virginia Tech	FA-17	0/0/0/0
10	DeAngelo Yancey	WR	6-1	220	22	R	Purdue	FA-17	0/0/0/0
13	Max McCaffrey	WR	6-2	200	23	1	Duke	FA-17	0/0/0/0
40	Joe Kerridge	FB	6-0	245	25	2	Michigan	FA-17	0/0/0/0
49	Derrick Mathews	LB	6-0	232	25	1	Houston	FA-17	0/0/0/0
71	Izaah Lunsford	DT	6-3	310	24	R	Bowling Green State	FA-17	0/0/0/0
79	Kofi Amichia	G	6-3	304	23	R	South Florida	FA-17	0/0/0/0
86	Emanuel Byrd	TE	6-2	240	22	R	Marshall	FA-17	0/0/0/0
89	Michael Clark	WR	6-6	217	22	R	Marshall	FA-17	0/0/0/0
93	Reggie Gilbert	LB	6-3	261	24	1	Arizona	FA-17	0/0/0/0

## RESERVE/INJURED

10	Jacob Schum	P	5-10	211	28	2	Buffalo	W-16 (T.B.)	0/0/0/0
12	Aaron Rodgers	QB	6-2	225	33	13	California	D1-05	6/6/0/0
24	Quinten Rollins	CB	5-11	195	25	3	Miami (Ohio)	D2-15	6/1/0/0
26	Herb Waters	CB	6-0	188	24	1	Miami	FA-16	0/0/0/0
29	Kentrell Brice	S	5-11	200	23	2	Louisiana Tech	FA-16	6/3/0/1
57	David Talley	LB	6-1	236	22	R	Grand Valley State	FA-17	0/0/0/0
59	Taybor Pepper	LS	6-4	245	23	R	Michigan State	FA-17	4/0/0/0
68	Kyle Murphy	T	6-6	305	23	2	Stanford	D6-16	3/3/0/0
78	Jason Spriggs	T	6-6	301	23	2	Indiana	D2-16	1/0/0/1

## RESERVE/PHYSICALLY UNABLE TO PERFORM

39	Demetri Goodson	CB	5-11	197	28	4	Baylor	D6-14	0/0/0/0
----	-----------------	----	------	-----	----	---	--------	-------	---------



## OFFENSE

<b>WR:</b>	87	Jordy Nelson	17	Davante Adams	83	Jeff Janis
<b>LT:</b>	69	David Bakhtiari	74	Ulrick John	<u>77</u>	<u>Adam Pankey</u>
<b>LG:</b>	65	Lane Taylor	62	Lucas Patrick		
<b>C:</b>	63	Corey Linsley	64	Justin McCray	62	Lucas Patrick
<b>RG:</b>	73	Jahri Evans	64	Justin McCray		
<b>RT:</b>	75	Bryan Bulaga	74	Ulrick John	<u>77</u>	<u>Adam Pankey</u>
<b>TE:</b>	80	Martellus Bennett	84	Lance Kendricks	82	Richard Rodgers
<b>WR:</b>	18	Randall Cobb	81	Geronimo Allison	11	Trevor Davis
<b>QB:</b>	7	Brett Hundley	6	Joe Callahan		
<b>RB:</b>	88	Ty Montgomery	<u>33</u>	<u>Aaron Jones</u>	<u>30</u>	<u>Jamaal Williams</u>
					<u>32</u>	<u>Devante Mays</u>
<b>FB:</b>	22	Aaron Ripkowski				

## DEFENSE

<b>DE:</b>	94	Dean Lowry	91	Quinton Dial		
<b>NT:</b>	97	Kenny Clark	91	Quinton Dial		
<b>DT:</b>	76	Mike Daniels	<u>90</u>	<u>Montravius Adams</u>		
<b>LOLB:</b>	52	Clay Matthews	55	Ahmad Brooks	<u>45</u>	<u>Vince Biegel</u>
<b>ILB:</b>	47	Jake Ryan	48	Joe Thomas		
<b>ILB:</b>	50	Blake Martinez	48	Joe Thomas		
<b>ROLB:</b>	53	Nick Perry	51	Kyler Fackrell	<u>98</u>	<u>Chris Odom</u>
<b>LCB:</b>	31	Davon House	28	Josh Hawkins	<u>41</u>	<u>Lenzy Pipkins</u>
<b>RCB:</b>	23	Damarious Randall	<u>20</u>	<u>Kevin King</u>	<u>44</u>	<u>Donatello Brown</u>
<b>SS:</b>	42	Morgan Burnett	<u>27</u>	<u>Josh Jones</u>		
<b>FS:</b>	21	Ha Ha Clinton-Dix	25	Marwin Evans	35	Jermaine Whitehead

## SPECIAL TEAMS

<b>K:</b>	2	Mason Crosby				
<b>P:</b>	<u>8</u>	<u>Justin Vogel</u>				
<b>H:</b>	<u>8</u>	<u>Justin Vogel</u>	18	Randall Cobb		
<b>PR:</b>	11	Trevor Davis	18	Randall Cobb		
<b>KR:</b>	11	Trevor Davis	83	Jeff Janis	<u>33</u>	<u>Aaron Jones</u>
<b>LS:</b>	<u>54</u>	<u>Derek Hart</u>				

## Rookies are underlined ##

### COACH LOCATIONS

► **Coaches' Box:** Edgar Bennett (offensive coordinator), Jeff Blasko (assistant offensive line), Dom Capers (defensive coordinator), Scott McCurley (assistant linebackers), Tim McGarigle (defensive quality control), Omar Young (coaching administrator).

► **Sideline:** Brian Angelichio (tight ends), James Campen (offensive line), Luke Getsy (wide receivers), Jerry Montgomery (defensive front assistant), Winston Moss (associate head coach/linebackers), Darren Perry (secondary - safeties), David Raih (offensive perimeter), Jason Simmons (assistant special teams), Ben Sirmans (running backs), Mike Trgovac (defensive line), Alex Van Pelt (quarterbacks), Joe Whitt Jr. (secondary - cornerbacks), Ron Zook (special teams coordinator).



## ROSTER BY POSITION

### **QUARTERBACK (2)**

Joe Callahan  
Brett Hundley

### **FULLBACK (1)**

Aaron Ripkowski

### **RUNNING BACK (4)**

Aaron Jones  
Devante Mays  
Ty Montgomery  
Jamaal Williams

### **WIDE RECEIVER (6)**

Davante Adams  
Geronimo Allison  
Randall Cobb  
Trevor Davis  
Jeff Janis  
Jordy Nelson

### **TIGHT END (3)**

Martellus Bennett  
Lance Kendricks  
Richard Rodgers

### **OFFENSIVE LINE (9)**

David Bakhtiari  
Bryan Bulaga  
Jahri Evans  
Ulrick John  
Corey Linsley  
Justin McCray  
Adam Pankey  
Lucas Patrick  
Lane Taylor

### **DEFENSIVE LINE (5)**

Montravius Adams  
Kenny Clark  
Mike Daniels  
Quinton Dial  
Dean Lowry

*Rookies are underlined*

### **LINEBACKER (9)**

Vince Biegel  
Ahmad Brooks  
Kyler Fackrell  
Blake Martinez  
Clay Matthews  
Chris Odom  
Nick Perry  
Jake Ryan  
Joe Thomas

### **CORNERBACK (6)**

Donatello Brown  
Josh Hawkins  
Davon House  
Kevin King  
Lenzy Pipkins  
Damarious Randall

### **SAFETY (5)**

Morgan Burnett  
Ha Ha Clinton-Dix  
Marwin Evans  
Josh Jones  
Jermaine Whitehead

### **SPECIALIST (3)**

Mason Crosby  
Derek Hart  
Justin Vogel

## PRONUNCIATION GUIDE

### **PLAYERS**

Montravius Adams ..... mon-TRAY-vee-us  
Kofi Amichia.....KOE-fee uh-MEE-chee-uh  
David Bakhtiari ..... bock-tee-R-ee  
Kentrell Brice.....ken-TRELL  
Ahmad Brooks ..... uh-MAHD  
Bryan Bulaga ..... buh-LAH-guh  
Jahri Evans ..... jah-REE  
Kyler Fackrell ..... FACK-rull  
Joe Kerridge..... KAIR-idge  
Izaah Lunsford ..... i-ZAY-uh

Taybor Pepper ..... TAY-burr  
Damarious Randall ..... duh-MAIR-ee-us  
**COACHES**  
Brian Angelichio..... an-juh-LEEK-o  
James Campen ..... KAMP-en  
Mark Lovat..... Iuh-VOTT  
Tim McGarigle..... mac-GARGLE  
David Raih ..... RYE  
Mike Trgovac..... TER-guh-vac



## HOW THE PACKERS WERE BUILT

Year	Record	Draft (31)	Waivers (1)	Free Agents (21)
2007	13-3	K Mason Crosby D6c		
2008	6-10	WR Jordy Nelson D2a		
2009	11-5	LB Clay Matthews D1b		
2010	10-6	T Bryan Bulaga D1 S Morgan Burnett D3		
2011	15-1	WR Randall Cobb D2		
2012	11-5	LB Nick Perry D1 DT Mike Daniels D4a		
2013	8-7-1	T David Bakhtiari D4a		G Lane Taylor
2014	12-4	S Ha Ha Clinton-Dix D1 WR Davante Adams D2 TE Richard Rodgers D3b C Corey Linsley D5a WR Jeff Janis D7		
2015	10-6	CB Damarious Randall D1 RB Ty Montgomery D3 LB Jake Ryan D4 QB Brett Hundley D5 FB Aaron Ripkowski D6a		LB Joe Thomas (PS-Dal.)
2016	10-6	DT Kenny Clark D1 LB Kyler Fackrell D3 LB Blake Martinez D4a DE Dean Lowry D4b WR Trevor Davis D5		WR Geronimo Allison QB Joe Callahan S Marwin Evans CB Josh Hawkins G Lucas Patrick S Jermaine Whitehead
2017	4-4	CB Kevin King D2a S Josh Jones D2b DT Montravius Adams D3 LB Vince Biegel D4a RB Jamaal Williams D4b RB Aaron Jones D5b RB Devante Mays D7a	LB Chris Odom (ATL)	TE Martellus Bennett (UFA-NE) LB Ahmad Brooks CB Donatello Brown DT Quinton Dial G Jahri Evans (UFA-NO) LS Derek Hart CB Davon House (D4-11) T Ulrick John (PS-Ari.) TE Lance Kendricks G Justin McCray G/T Adam Pankey CB Lenzy Pipkins P Justin Vogel

## TEAM STATISTICS/STARTERS

## OFFENSE

Date/Opp			First Downs					Third Downs		Fourth Downs		Total Offense			Net Rushing			Net Passing			QB			Punts		Punts		Pen		Fumbles		2-pt	
			1	2	3	4	OT	Tot	Ru	Pa	Pe	Pl	Yds	Avg	Att	Yds	TD	Att	Com	Int	Yds	TD	Sacked	No/Avg	NetAvg	No/Yds	No-Lost	No	Lost	Conv	Pass		
9/10		Sea	0	0	14	3	0	26	8	16	2	9-16	0-0	74	370	5.0	28	84	1	42	28	1	286	1	4	5/43.8	42.4	8/70	1-1	0-0	0-0	10	
9/17	at	Atl	7	0	3	13	0	24	4	18	2	5-12	3-3	68	367	5.4	15	59	1	50	33	1	308	2	3	3/39.7	39.7	10/70	1-1	0-1	0-0	11	
9/24		Cin	7	0	7	10	3	22	4	15	3	7-15	0-0	65	344	5.3	17	64	0	42	28	1	280	3	6	6/49.3	44.2	4/33	0-0	0-0	0-0	12	
9/28		Chi	14	7	7	7	0	17	5	9	3	7-14	1-1	53	260	4.9	24	91	1	27	19	0	169	4	2	5/47.6	46.2	7/55	0-0	0-0	0-0	11	
10/8	at	Dal	6	6	3	20	0	25	9	13	3	3-7	1-1	58	342	5.9	25	160	1	29	19	0	182	3	4	2/48.5	49.0	6/38	1-1	0-1	0-0	7	
10/15	at	Min	0	10	0	0	0	14	2	11	1	4-17	2-3	65	227	3.5	24	72	0	37	20	3	155	1	4	6/43.8	44.7	8-92	2-0	0-0	0-0	12	
10/22		NO	7	7	0	3	0	16	8	4	4	4-11	0-0	50	260	5.2	24	181	2	25	12	1	79	0	1	5/47.6	46.2	8-54	2-0	0-0	0-0	10	
11/6		Det	0	3	0	14	0	21	7	13	1	2-9	0-2	58	311	5.4	17	78	2	38	26	0	233	0	3	3/42.7	39.7	2-20	0-0	0-0	0-0	9	
11/12	at	Chi																															
11/19		Bal																															
11/26	at	Pit																															
12/3		TB																															
12/10	at	Cle																															
12/17	at	Car																															
12/23		Min																															
12/31	at	Det																															
SEASON			41	33	34	70	3	165	47	99	19	41-101	7-10	491	2481	5.1	174	789	8	290	185	7	1692	14	27	35/45.7	44.1	53/432	7-2	0-2	0-0	82	

## DEFENSE

DEFENSE							First Downs				Third Downs		Fourth Downs		Total Offense			Net Rushing			Net Passing			QB			Punts		Punts		Pen		Fumbles		2-pt	
Date/Opp		1	2	3	4	OT	Tot	Ru	Pa	Pe	Downs	Downs	Pl	Yds	Avg	Att	Yds	TD	Att	Com	Int	Yds	TD	Sacked	No/Avg	NetAvg	No/Yds	No-Lost	Conv	Pass						
9/10	Sea	0	3	3	3	0	12	3	8	1	3-12	0-0	48	225	4.7	18	90	0	27	14	0	135	0	3	6/45.8	45.8	8/50	1-1	0-0	10						
9/17	at Atl	7	17	10	0	0	19	7	12	0	5-11	0-0	58	364	6.3	27	141	2	28	19	0	223	1	3	4/41.3	41.3	6/34	0-0	0-0	9						
9/24	Cin	7	14	0	3	0	21	6	13	2	4-12	0-0	60	301	5.0	30	110	0	27	21	0	191	2	3	6/49.3	37.7	7/68	1-1	0-0	11						
9/28	Chi	0	7	0	7	0	20	7	11	2	5-12	2-2	64	308	4.8	30	103	1	33	21	2	205	1	1	3/49.0	47.3	8/62	2-2	0-0	11						
10/8	at Dal	7	14	0	10	0	26	10	15	1	7-12	3-3	72	408	5.7	35	163	1	35	25	1	245	3	1	1/38.0	38.0	7/70	3-2	0-0	9						
10/15	at Min	0	14	3	6	0	24	7	13	4	4-12	0-1	70	351	4.9	32	112	1	38	24	1	239	1	0	4/38.8	36.8	7/65	2-1	0-0	13						
10/22	NO	0	7	9	10	0	25	7	16	2	8-15	1-1	75	485	6.5	36	161	2	38	27	2	324	1	1	2/39.0	39.0	7/80	1-0	0-0	11						
11/6	Det	7	7	3	13	0	24	4	19	1	8-13	0-0	67	417	6.2	33	64	1	33	26	0	353	2	1	0/0.0	0.0	2/19	2-1	0-0	8						
11/12	at Chi																																			
11/19	Bal																																			
11/26	at Pit																																			
12/3	TB																																			
12/10	at Cle																																			
12/17	at Car																																			
12/23	Min																																			
12/31	at Det																																			
SEASON		28	83	28	52	0	171	51	107	13	44-99	6-7	514	2859	5.6	241	944	8	260	177	6	1915	11	13	26/44.4	41.2	52/448	12-8	0-0	82						

## OFFENSIVE STARTERS

[illegible]

### DEFENSIVE STARTERS

[illegible]

INDIVIDUAL STATISTICS, OFFENSE

RUSHING

		T.Montgomery					A.Rodgers					J.Williams					R.Cobb					A.Jones					A.Ripkowski				
		No	Yds	Avg	Lg	TD	No	Yds	Avg	Lg	TD	No	Yds	Avg	Lg	TD	No	Yds	Avg	Lg	TD	No	Yds	Avg	Lg	TD	No	Yds	Avg	Lg	TD
9/10	Sea	19	54	2.8	8	1	7	21	3.0	13	0	2	9	4.5	6	0	0	0	--	--	0	0	0	--	--	0	0	0	--	--	0
9/17	at Atl	10	35	3.5	7	1	2	8	4.0	9	0	2	6	3.0	4	0	1	10	10.0	10	0	0	0	--	--	0	0	0	--	--	0
9/24	Cin	12	35	2.9	8	0	4	23	5.8	13	0	1	6	6.0	6	0	(Inactive)					13	49	3.8	11	1	1	4	4.0	4	0
9/28	Chi	5	28	5.6	11	0	1	-1	-1.0	-1	0	4	11	2.8	4	0	0	0	--	--	0	19	125	6.6	22	1	1	2	2.0	2	0
10/8	at Dal	(Inactive)					4	32	8.0	18	0	1	1	1.0	1	0	0	0	--	--	0	13	41	3.2	9	0	0	0	--	--	0
10/15	at Min	10	28	2.8	7	0	0	0	--	--	0	0	0	--	--	0	0	0	--	--	0	13	41	3.2	9	0	0	0	--	--	0
10/22	NO	4	6	1.5	5	0	(Injured Reserve)					0	0	--	--	0	0	0	--	--	0	17	131	7.7	46t	1	0	0	--	--	0
11/6	Det	5	33	6.6	9	0	(Injured Reserve)					1	1	1.0	1t	1	1	1	1.0	1	0	5	12	2.4	4	0	0	0	--	--	0
11/12	at Chi																														
11/19	Bal																														
11/26	at Pit																														
12/3	TB																														
12/10	at Cle																														
12/17	at Car																														
12/23	Min																														
12/31	at Det																														
SEASON		65	219	3.4	11	2	18	83	4.6	18	0	11	34	3.1	6	1	2	11	5.5	10	0	67	358	5.3	46t	3	2	6	3.0	4	0
CAREER		145	690	4.8	61	5	519	2627	5.1	35	25	11	34	3.1	6	1	52	346	6.7	67	0	67	358	5.3	46t	3	36	156	4.3	15	2

RUSHING

		B.Hundley									
		No	Yds	Avg	Lg	TD					
9/10	Sea						(Did Not Play)				
9/17	at Atl						(Did Not Play)				
9/24	Cin						(Did Not Play)				
9/28	Chi	0	0	--	--	0					
10/8	at Dal						(Did Not Play)				
10/15	at Min	1	3	3.0	3	0					
10/22	NO	3	44	14.7	22	1					
11/6	Det	4	22	5.5	12	1					
11/12	at Chi										
11/19	Bal										
11/26	at Pit										
12/3	TB										
12/10	at Cle										
12/17	at Car										
12/23	Min										
12/31	at Det										
SEASON		8	69	8.6	22	2					
CAREER		11	67	6.1	22	2					

ADDITIONAL REGULAR-SEASON RUSHING:

PASSING

		A.Rodgers										B.Hundley									
		Att	Com	Pct	Yds	Sk/Yd	TD	Lg	Int	Rtng		Att	Com	Pct	Yds	Sk/Yd	TD	Lg	Int	Rtng	
9/10	Sea	42	28	66.7	311	4/25	1	32t	1	86.5											
9/17	at Atl	50	33	66.0	343	3/35	2	33t	1	90.7											
9/24	Cin	42	28	66.7	313	6/33	3	72	1	102.6											
9/28	Chi	26	18	69.2	179	2/10	4	58	0	128.0											
10/8	at Dal	29	19	65.5	221	4/39	3	33	0	122.9		1	1	100.0	0	0/0	0	0	0	79.2	
10/15	at Min	4	2	50.0	18	0/0	0	10	0	62.5											
10/22	NO				(Injured Reserve)							33	18	54.5	157	4/20	1	26	3	39.6	
11/6	Det				(Injured Reserve)							25	12	48.0	87	1/8	0	14	1	39.9	
11/12	at Chi											38	26	68.4	245	3/12	0	46	0	86.0	
11/19	Bal																				
11/26	at Pit																				
12/3	TB																				
12/10	at Cle																				
12/17	at Car																				
12/23	Min																				
12/31	at Det																				
SEASON		193	128	66.3	1385	19/142	13	72	3	103.2		97	57	58.8	489	8/40	1	46	4	58.3	
CAREER		4850	3162	65.2	38212	360/2305	310	93t	75	104.1		107	59	55.1	506	8/40	1	46	5	51.4	

# INDIVIDUAL STATISTICS, OFFENSE

RECEIVING		R.Cobb					J.Nelson					D.Adams					T.Montgomery					M.Bennett					L.Kendricks				
		No	Yds	Avg	Lg	TD	No	Yds	Avg	Lg	TD	No	Yds	Avg	Lg	TD	No	Yds	Avg	Lg	TD	No	Yds	Avg	Lg	TD	No	Yds	Avg	Lg	TD
9/10	Sea	9	85	9.4	29	0	7	79	11.3	32t	1	3	47	15.7	21	0	4	39	9.8	20	0	3	43	14.3	26	0	2	18	9.0	9	0
9/17	at Atl	6	60	10.0	23	0	0	0	--	--	0	8	99	12.4	33t	1	6	75	12.5	23	1	5	47	9.4	18	0	0	0	--	--	0
9/24	Cin	(Inactive)					6	52	8.7	23	2	3	60	20.0	41	0	8	15	1.9	5	0	3	12	4.0	6	0	2	52	26.0	51	1
9/28	Chi	4	44	11.0	26	1	4	75	18.8	58	2	2	13	6.5	8	1	0	0	--	--	0	6	39	6.5	26	0	1	0	0.0	0	0
10/8	at Dal	4	29	7.3	13	0	2	24	12.0	14	1	7	66	9.4	14	2	(Inactive)					3	53	17.7	33	0	1	24	24.0	24	0
10/15	at Min	3	28	9.3	14	0	6	60	10.0	26	0	5	54	10.8	19	1	1	3	3.0	3	0	2	22	11.0	14	0	0	0	--	--	0
10/22	NO	2	15	7.5	14	0	1	13	13.0	13	0	2	12	6.0	8	0	1	9	9.0	9	0	2	17	8.5	12	0	0	0	--	--	0
11/6	Det	5	58	11.6	46	0	4	35	8.8	12	0	7	53	7.6	9	0	1	18	18.0	18	0	(Inactive)					2	32	16.0	21	0
11/12	at Chi																														
11/19	Bal																														
11/26	at Pit																														
12/3	TB																														
12/10	at Cle																														
12/17	at Car																														
12/23	Min																														
12/31	at Det																														
SEASON		33	319	9.7	46	1	30	338	11.3	58	6	37	404	10.9	41	5	21	159	7.6	23	1	24	233	9.7	33	0	8	126	15.8	51	1
CAREER		399	4807	12.0	70t	36	527	7704	14.6	93t	69	200	2330	11.7	66t	21	80	643	8.0	31t	3	427	4520	10.6	58	30	212	2258	10.7	80t	18

RECEIVING		G.Allison					R.Rodgers					T.Davis					J.Williams					A.Ripkowski					A.Jones				
		No	Yds	Avg	Lg	TD	No	Yds	Avg	Lg	TD	No	Yds	Avg	Lg	TD	No	Yds	Avg	Lg	TD	No	Yds	Avg	Lg	TD	No	Yds	Avg	Lg	TD
9/10	Sea	(Reserve/Suspended)					0	0	--	--	0	0	0	--	--	0	0	0	--	--	0	0	0	--	--	0	(Inactive)				
9/17	at Atl	3	24	8.0	13	0	2	22	11.0	14	0	1	9	9.0	9	0	1	5	5.0	5	0	1	2	2.0	2	0	0	0	--	--	0
9/24	Cin	6	122	20.3	72	0	0	0	--	--	0	0	0	--	--	0	0	0	--	--	0	0	0	--	--	0	0	0	--	--	0
9/28	Chi	0	0	--	--	0	0	0	--	--	0	0	0	--	--	0	1	2	2.0	2	0	1	6	6.0	6	0	0	0	--	--	0
10/8	at Dal	0	0	--	--	0	1	16	16.0	16	0	0	0	--	--	0	0	0	--	--	0	0	0	--	--	0	1	9	9.0	9	0
10/15	at Min	1	7	7.0	7	0	0	0	--	--	0	0	0	--	--	0	0	0	--	--	0	1	0	0.0	0	0	1	1	1.0	1	0
10/22	NO	1	14	14.0	14	0	0	0	--	--	0	0	0	--	--	0	0	0	--	--	0	0	0	--	--	0	3	7	2.3	4	0
11/6	Det	0	0	--	--	0	1	5	5.0	5	0	1	5	5.0	5	0	2	31	15.5	18	0	1	9	9.0	9	0	2	-1	-0.5	2	0
11/12	at Chi																														
11/19	Bal																														
11/26	at Pit																														
12/3	TB																														
12/10	at Cle																														
12/17	at Car																														
12/23	Min																														
12/31	at Det																														
SEASON		11	167	15.2	72	0	4	43	10.8	16	0	2	14	7.0	9	0	4	38	9.5	18	0	4	17	4.3	9	0	7	16	2.3	9	0
CAREER		23	369	16.0	72	2	112	1049	9.4	61t	12	5	38	7.6	9t	1	4	38	9.5	18	0	14	81	5.8	18	1	7	16	2.3	9	0

## INDIVIDUAL STATISTICS, OFFENSE

RUSHING		T.Montgomery											A.Rodgers											J.Williams										
		First Half					Second Half						First Half					Second Half						First Half					Second Half					
		No	Yds	Avg	Lg	TD	No	Yds	Avg	Lg	TD	No	Yds	Avg	Lg	TD	No	Yds	Avg	Lg	TD	No	Yds	Avg	Lg	TD	No	Yds	Avg	Lg	TD			
9/10	Sea	8	16	2.0	3	0	11	38	3.5	8	1	1	5	5.0	5	0	6	16	2.7	13	0	1	1	3	3.0	3	0	1	6	6.0	6	0		
9/17	at Atl	6	14	2.3	7	1	4	21	5.3	7	0	1	-1	-1.0	-1	0	1	9	9.0	9	0	1	2	2.0	2	0	1	4	4.0	4	0			
9/24	Cin	4	10	2.5	7	0	8	25	3.1	8	0	1	9	9.0	9	0	3	14	4.6	13	0	1	6	6.0	6	0	0	0	--	--	0			
9/28	Chi	5	28	5.6	11	0	0	--	--	--	0	1	-1	-1.0	-1	0	0	0	--	--	0	4	11	2.8	4	0	0	0	--	--	0			
10/8	at Dal						(Inactive)					0	0	--	--	0	4	32	8.0	18	0	0	0	--	--	0	1	1	1.0	1	0			
10/15	at Min	6	13	2.2	7	0	4	15	3.8	6	0	0	0	--	--	0	0	0	--	--	0	0	0	--	--	0	0	0	--	--	0			
10/22	NO	3	6	2.0	5	0	1	0	0.0	0	0					(Injured Reserve)						0	0	--	--	0	0	0	--	--	0			
11/6	Det	2	17	8.5	9	0	3	16	5.3	8	0					(Injured Reserve)						0	0	--	--	0	1	1	1.0	1t	1			
11/12	at Chi																																	
11/19	Bal																																	
11/26	at Pit																																	
12/3	TB																																	
12/10	at Cle																																	
12/17	at Car																																	
12/23	Min																																	
12/31	at Det																																	
SEASON		34	104	3.1	11	1	31	115	3.7	8	1	4	12	3.0	9	0	14	71	5.1	18	0	7	22	3.1	6	0	4	12	3.0	6	1			

RUSHING		R.Cobb										A.Jones										A.Ripkowski															
		First Half					Second Half					First Half					Second Half					First Half					Second Half										
		No	Yds	Avg	Lg	TD	No	Yds	Avg	Lg	TD	No	Yds	Avg	Lg	TD	No	Yds	Avg	Lg	TD	No	Yds	Avg	Lg	TD	No	Yds	Avg	Lg	TD						
9/10	Sea	0	0	--	--	0	0	0	--	--	0	(Inactive)										0	0	0	--	--	0	0	0	--	--	0	0	0	--	--	0
9/17	at Atl	1	10	10.0	10	0	0	0	--	--	0	0	0	--	--	0	0	0	--	--	0	0	0	--	--	0	0	0	--	--	0						
9/24	Cin	(Inactive)										0	0	0	--	--	0	0	0	--	--	0	0	0	--	--	0	0	0	--	--	0					
9/28	Chi	0	0	--	--	0	0	0	--	--	0	4	12	3.0	6	1	9	37	4.1	11	0	0	0	--	--	0	1	4	4.0	4	0						
10/8	at Dal	0	0	--	--	0	0	0	--	--	0	7	33	4.7	13	1	12	92	7.7	22	0	1	2	2.0	2	0	0	--	--	0							
10/15	at Min	0	0	--	--	0	0	0	--	--	0	6	17	2.8	5	0	7	24	3.4	9	0	0	0	--	--	0	0	0	--	--	0						
10/22	NO	0	0	--	--	0	0	0	--	--	0	10	97	9.7	46t	1	7	34	4.9	21	0	0	0	--	--	0	0	0	--	--	0						
11/6	Det	1	1	1.0	1	0	0	0	--	--	0	4	9	2.3	4	0	1	3	3.0	3	0	0	0	--	--	0	0	0	--	--	0						
11/12	at Chi																																				
11/19	Bal																																				
11/26	at Pit																																				
12/3	TB																																				
12/10	at Cle																																				
12/17	at Car																																				
12/23	Min																																				
12/31	at Det																																				
SEASON		2	11	5.5	10	0	0	0	--	--	0	31	168	5.4	46t	3	36	190	5.3	22	0	1	2	2.0	2	0	1	4	4.0	4	0						

<u><b>RUSHING</b></u>		<b>B.Hundley</b>									
		<b>First Half</b>					<b>Second Half</b>				
		<b>No</b>	<b>Yds</b>	<b>Avg</b>	<b>Lg</b>	<b>TD</b>	<b>No</b>	<b>Yds</b>	<b>Avg</b>	<b>Lg</b>	<b>TD</b>
9/10	Sea	(Did Not Play)									
9/17	at Atl	(Did Not Play)									
9/24	Cin	(Did Not Play)									
9/28	Chi	0	0	--	--	0	0	--	--	0	4
10/8	at Dal	(Did Not Play)									
10/15	at Min	1	3	3.0	3	0	0	0	--	--	0
10/22	NO	2	36	18.0	22	1	1	8	8.0	8	0
11/6	Det	3	21	7.0	12	0	1	1	1.0	1	0
11/12	at Chi										
11/19	Bal										
11/26	at Pit										
12/3	TB										
12/10	at Cle										
12/17	at Car										
12/23	Min										
12/31	at Det										
<b>SEASON</b>		<b>6</b>	<b>60</b>	<b>20.0</b>	<b>12</b>	<b>1</b>	<b>2</b>	<b>9</b>	<b>4.5</b>	<b>8</b>	<b>0</b>

# INDIVIDUAL STATISTICS, OFFENSE

## PASSING

### A.Rodgers

First Half											Second Half/OT									
		Att	Com	Pct	Yds	Sk/Yd	TD	Lg	Int	Rtng		Att	Com	Pct	Yds	Sk/Yd	TD	Lg	Int	Rtng
9/10	Sea	22	14	63.6	153	4/25	0	29	1	65.2		20	14	70.0	158	0/0	1	32t	0	110.0
9/17	at Atl	18	10	55.5	85	1/8	0	23	1	44.9		32	23	71.9	258	2/27	2	33t	0	116.4
9/24	Cin	15	9	60.0	73	5/20	1	41	1	66.8		27	19	70.4	240	1/13	2	72	0	122.5
9/28	Chi	15	9	60.0	119	2/10	2	58	0	124.7		11	9	81.8	60	0/0	2	26	0	129.0
10/8	at Dal	13	11	84.6	107	3/23	1	24	0	126.6		16	8	50.0	114	1/16	2	33	0	113.0
10/15	at Min	4	2	50.0	18	0/0	0	10	0	62.5		0	0	--	0	--	0	--	0	--
10/22	NO	(Injured Reserve)										(Injured Reserve)								
11/6	Det	(Injured Reserve)										(Injured Reserve)								
11/12	at Chi																			
11/19	Bal																			
11/26	at Pit																			
12/3	TB																			
12/10	at Cle																			
12/17	at Car																			
12/23	Min																			
12/31	at Det																			
SEASON		87	55	63.2	555	15/86	4	58	3	82.3		106	73	68.9	830	4/56	9	72	0	120.4

## PASSING

### B.Hundley

First Half											Second Half												
			Att	Com	Pct	Yds	Sk/Yd	TD	Lg	Int	Rtng				Att	Com	Pct	Yds	Sk/Yd	TD	Lg	Int	Rtng
9/10		Sea																					
9/17	at	Atl					(Did Not Play)												(Did Not Play)				
9/24		Cin					(Did Not Play)												(Did Not Play)				
9/28		Chi	0	0	--	0	--	0	--	0	--		1	1	100.0	0	0/0	0	0/0	0	0	0	79.2
10/8	at	Dal					(Did Not Play)												(Did Not Play)				
10/15	at	Min	8	4	50.0	43	2/13	1	26	1	66.1		25	14	56.0	114	2/7	0	2/7	0	19	2	34.4
10/22		NO	15	7	46.7	56	0/0	0	14	0	56.5		10	5	50.0	31	1/8	0	1/8	0	13	1	17.1
11/6		Det	18	13	72.2	80	2/4	0	18	0	80.0		20	13	65.0	165	1/8	0	1/8	0	46	0	90.6
11/12	at	Chi																					
11/19		Bal																					
11/26	at	Pit																					
12/3		TB																					
12/10	at	Cle																					
12/17	at	Car																					
12/23		Min																					
12/31	at	Det																					
SEASON			41	24	58.5	179	4/17	1	26	1	67.0		56	33	58.9	310	4/23	0	4/23	0	46	3	51.9

# INDIVIDUAL STATISTICS, OFFENSE

## RECEIVING R.Cobb

		First Half					Second Half							First Half					Second Half							First Half					Second Half						
		No	Yds	Avg	Lg	TD	No	Yds	Avg	Lg	TD			No	Yds	Avg	Lg	TD	No	Yds	Avg	Lg	TD			No	Yds	Avg	Lg	TD	No	Yds	Avg	Lg	TD		
9/10	Sea	5	56	11.2	29	0	4	29	7.3	10	0			3	47	15.7	21	0	0	0	--	--	0			3	24	8.0	13	0	4	55	13.8	32t	1		
9/17	at Atl	2	22	11.0	17	0	4	38	9.5	18	0			3	18	6.0	9	0	5	81	16.2	33t	1			0	0	--	--	0	0	0	--	--	0		
9/24	Cin													2	51	25.5	41	0	1	9	9.0	9	0			1	9	9.0	9	0	5	43	8.6	23	2		
9/28	Chi	3	18	6.0	12	1	1	26	26.0	26	0			1	5	5.0	5t	1	1	8	8.0	8	0			1	58	58.0	58	0	3	17	5.7	8t	2		
10/8	at Dal	4	29	7.3	13	0	0	0	--	--	0			4	29	7.3	10	1	3	37	12.3	14	1			0	0	--	--	0	2	24	12.0	14	1		
10/15	at Min	0	0	--	--	0	3	28	9.3	14	0			1	14	14.0	14t	1	4	40	10.0	19	0			3	36	12.0	26	0	3	24	8.0	11	0		
10/22	NO	1	14	14.0	14	0	1	1	1.0	1	0			0	0	--	--	0	2	12	6.0	8	0			0	0	--	--	0	1	13	13.0	13	0		
11/6	Det	1	-3	-3.0	-3	0	4	61	15.3	46	0			4	29	7.3	9	0	3	24	8.0	9	0			3	23	7.7	8	0	1	12	12.0	12	0		
11/12	at Chi																																				
11/19	Bal																																				
11/26	at Pit																																				
12/3	TB																																				
12/10	at Cle																																				
12/17	at Car																																				
12/23	Min																																				
12/31	at Det																																				
SEASON		16	136	8.5	29	1	17	183	10.8	246	0			18	193	10.7	41	3	19	211	11.1	33t	2			11	150	13.6	58	0	19	188	9.9	32t	6		

## RECEIVING M.Bennett

		First Half					Second Half							First Half					Second Half							First Half					Second Half						
		No	Yds	Avg	Lg	TD	No	Yds	Avg	Lg	TD			No	Yds	Avg	Lg	TD	No	Yds	Avg	Lg	TD			No	Yds	Avg	Lg	TD	No	Yds	Avg	Lg	TD		
9/10	Sea	1	12	12.0	12	0	2	31	15.5	26	0			1	9	9.0	9	0	1	9	9.0	9	0			1	5	5.0	5	0	3	34	11.3	20	0		
9/17	at Atl	0	0	--	--	0	5	47	9.4	18	0			0	0	--	--	0	0	0	--	--	0			2	21	10.5	23	0	4	54	13.5	23	1		
9/24	Cin	1	1	1.0	1	0	2	11	5.5	6	0			1	1	1.0	1t	1	1	51	51.0	51	0			3	1	0.3	4	0	5	14	2.8	5	0		
9/28	Chi	2	30	15.0	26	0	4	9	2.3	7	0			0	0	--	--	0	1	0	0.0	0	0			0	0	--	--	0	0	0	--	--	0		
10/8	at Dal	0	0	--	--	0	3	53	17.7	33	0			1	24	24.0	24	0	0	0	--	--	0			(Inactive)											
10/15	at Min	1	8	8.0	8	0	1	14	14.0	14	0			0	0	--	--	0	0	0	--	--	0			1	3	3.0	3	0	0	0	--	--	0		
10/22	NO	1	12	12.0	12	0	1	5	5.0	5	0			0	0	--	--	0	0	0	--	--	0			1	9	9.0	9	0	0	0	--	--	0		
11/6	Det	(Inactive)												0	0	--	--	0	2	32	16.0	21	0			1	18	18.0	18	0	0	0	--	--	0		
11/12	at Chi																																				
11/19	Bal																																				
11/26	at Pit																																				
12/3	TB																																				
12/10	at Cle																																				
12/17	at Car																																				
12/23	Min																																				
12/31	at Det																																				
SEASON		6	63	10.5	26	0	18	170	9.4	33	0			3	34	11.3	24	1	5	92	18.4	51	0			9	57	6.3	23	0	12	102	8.5	23	1		

## RECEIVING R.Rodgers

		First Half					Second Half							First Half					Second Half							First Half					Second Half						
		No	Yds	Avg	Lg	TD	No	Yds	Avg	Lg	TD	(Reserve/Suspended)					No	Yds	Avg	Lg	TD	No	Yds	Avg	Lg	TD	No	Yds	Avg	Lg	TD	No	Yds	Avg	Lg	TD	
9/10		Sea	0	0	--	--	0	0	0	--	0						0	0	0	--	0	0	0	--	0	0	0	0	--	--	0	0	0	--	0		
9/17	at	Atl	1	14	14.0	14	0	1	8	8.0	8	0	1	8	8.0	8	0	2	16	8.0	13	0	1	2	2.0	2	0	0	0	--	0	0	0	--	0		
9/24		Cin	0	0	--	--	0	0	0	--	0						1	10	10.0	10	0	5	112	22.4	72	0	0	0	--	--	0	0	0	--	0		
9/28		Chi	0	0	--	--	0	0	0	--	0						0	0	--	--	0	0	0	--	--	0	1	6	6.0	6	0	0	0	--	0		
10/8	at	Dal	1	16	16.0	16	0	0	0	--	0						0	0	--	--	0	0	0	--	--	0	0	0	--	--	0	0	0	--	0		
10/15	at	Min	0	0	--	--	0	0	0	--	0						0	0	--	--	0	1	7	7.0	7	0	0	0	--	--	0	1	0	0.0	0	0	
10/22		NO	0	0	--	--	0	0	0	--	0						1	14	14.0	14	0	0	0	--	--	0	0	0	--	--	0	0	0	--	0		
11/6		Det	0	0	--	--	0	1	5	5.0	5	0						0	0	--	--	0	0	0	--	--	0	1	9	9.0	9	0	0	0	--	0	
11/12	at	Chi																																			
11/19		Bal																																			
11/26	at	Pit																																			
12/3		TB																																			
12/10	at	Cle																																			
12/17	at	Car																																			
12/23		Min																																			
12/31	at	Det																																			
SEASON			2	30	15.0	16	0	2	13	6.5	8	0	3	32	10.7	14	0	8	135	16.9	72	0	3	17	5.6	9	0	1	0	0.0	0	0					

INDIVIDUAL STATISTICS, OFFENSE

RECEIVING J.Williams												T.Davis										A.Jones																			
First Half												Second Half										First Half										Second Half									
No Yds Avg Lg TD												No Yds Avg Lg TD										No Yds Avg Lg TD										No Yds Avg Lg TD									
9/10		Sea	0	0	--	--	0	0	0	--	--	0	0	0	--	--	0	0	0	--	--	0	(Inactive)																		
9/17	at	Atl	0	0	--	--	0	1	5	5.0	5	0	0	0	--	--	0	1	9	9.0	9	0	0	0	--	--	0	0	0	--	--	0									
9/24		Cin	0	0	--	--	0	0	0	--	--	0	0	0	--	--	0	0	0	--	--	0	0	0	--	--	0	0	0	--	--	0									
9/28		Chi	1	2	2.0	2	0	0	0	--	--	0	0	0	--	--	0	0	0	--	--	0	0	0	--	--	0	0	0	--	--	0									
10/8	at	Dal	0	0	--	--	0	0	0	--	--	0	0	0	--	--	0	0	0	--	--	0	1	9	9.0	9	0	0	0	--	--	0									
10/15	at	Min	0	0	--	--	0	0	0	--	--	0	0	0	--	--	0	0	0	--	--	0	0	0	--	--	0	1	1	1.0	1	0									
10/22		NO	0	0	--	--	0	0	0	--	--	0	0	0	--	--	0	0	0	--	--	0	3	7	2.3	4	0	0	0	--	--	0									
11/6		Det	0	0	--	--	0	2	31	15.5	18	0	1	5	5.0	5	0	0	0	--	--	0	2	-1	-0.5	2	0	0	0	--	--	0									
11/12	at	Chi																																							
11/19		Bal																																							
11/26	at	Pit																																							
12/3		TB																																							
12/10	at	Cle																																							
12/17	at	Car																																							
12/23		Min																																							
12/31	at	Det																																							
SEASON			1	2	2.0	2	0	3	36	12.0	18	0	1	5	5.0	5	0	1	9	9.0	9	0	6	15	2.5	9	0	1	1	1.0	1	0									

# INDIVIDUAL STATISTICS, DEFENSE

		M.Adams					K.Brice					A.Brooks					M.Burnett					K.Clark					H.Clinton-Dix				
		UT	A	Sk	Int	PD	UT	A	Sk	Int	PD	UT	A	Sk	Int	PD	UT	A	Sk	Int	PD	UT	A	Sk	Int	PD	UT	A	Sk	Int	PD
9/10	Sea			(Inactive)			2	0	0-0	0	1	0	0	0-0	0	0	3	2	0-0	0	3	1	3	0-0	0	1	4	0	0-0	0	1
9/17	at Atl			(Inactive)			4	0	0-0	0	0			(Inactive)			4	0	0-0	0	1	2	1	0-0	0	0	5	1	0-0	0	0
9/24	Cin	0	0	0-0	0	0			(Inactive)			2	0	1-7	0	0	2	1	0-0	0	0	3	3	0-0	0	0	3	0	0-0	0	0
9/28	Chi			(Inactive)			3	1	0-0	1	1	1	0	0-0	0	0	9	1	0-0	0	0	1	2	0-0	0	0	8	0	0-0	1	1
10/8	at Dal			(Inactive)			2	0	0-0	0	1	1	1	0-0	0	0	5	1	0-0	0	1	2	2	0-0	0	0	4	1	0-0	0	0
10/15	at Min			(Inactive)			3	1	0-0	0	1			(Inactive)					(Inactive)			5	5	0-0	0	0	4	0	0-0	0	2
10/22	NO			(Inactive)			7	1	0-0	0	0			(Inactive)					(Inactive)			2	6	0-0	0	0	5	3	0-0	0	1
11/6	Det	0	0	0-0	0	0			(Injured Reserve)					(Inactive)			4	1	0-0	0	0	2	1	0-0	0	0	5	0	0-0	0	0
11/12	at Chi																														
11/19	Bal																														
11/26	at Pit																														
12/3	TB																														
12/10	at Cle																														
12/17	at Car																														
12/23	Min																														
12/31	at Det																														
SEASON		0	0	0-0	0	0	21	3	0-0	1	4	4	1	1-7	0	1	27	6	0-0	0	5	18	23	0-0	0	1	38	5	0-0	1	5
CAREER		0	0	0-0	0	0	32	3	0-0	1	5	349	149	54.5-345.5	3	30	528	159	7.5-67	9	67	30	41	0-0	0	3	279	59	4.5-17	9	29

		M.Daniels					Q.Dial					M.Evans					K.Fackrell					L.Gunter					J.Hawkins				
		UT	A	Sk	Int	PD	UT	A	Sk	Int	PD	UT	A	Sk	Int	PD	UT	A	Sk	Int	PD	UT	A	Sk	Int	PD	UT	A	Sk	Int	PD
9/10	Sea	7	2	1.5-12	0	0			(Inactive)			0	0	0-0	0	0	0	0	0-0	0	0	0	0	0-0	0	0			(Inactive)		
9/17	at Atl	0	0	0-0	0	0	3	0	0-0	0	0	0	0	0-0	0	0	0	1	0-0	0	0			0-0	0	0	0	0	0-0	0	0
9/24	Cin			(Inactive)			1	2	0-0	0	0	5	0	0-0	0	0	0	2	0-0	0	0			(Not With Team)			0	0	0-0	0	0
9/28	Chi			(Inactive)			4	1	0-0	0	0	0	0	0-0	0	0	1	0	0-0	0	0			(Not With Team)			5	2	0-0	0	3
10/8	at Dal	3	3	0-0	0	0	0	1	0-0	0	0	0	0	0-0	0	0	0	0	0-0	0	0			(Not With Team)			2	0	0-0	0	1
10/15	at Min	2	4	0-0	0	0	0	3	0-0	0	0	1	0	0-0	0	0	1	0	0-0	0	0			(Not With Team)			8	1	0-0	0	0
10/22	NO	3	0	0-0	0	0	2	1	0-0	0	0	1	1	0-0	0	0	2	1	0-0	0	0			(Not With Team)			0	0	0-0	0	0
11/6	Det	1	1	0-0	0	0			(Inactive)			2	0	0-0	0	0	0	2	0-0	0	0			(Not With Team)			1	0	0-0	0	0
11/12	at Chi																														
11/19	Bal																														
11/26	at Pit																														
12/3	TB																														
12/10	at Cle																														
12/17	at Car																														
12/23	Min																														
12/31	at Det																														
SEASON		16	10	1.5-12	0	0	10	8	0-0	0	0	9	1	0-0	0	0	4	6	0-0	0	0	0	0	0-0	0	0	16	3	0-0	0	4
CAREER		160	101	23.5-174.5	1	4	114	75	4.5-21.5	0	4	9	1	0-0	0	0	13	6	2-15	0	1	49	9	0-0	0	15	16	3	0-0	0	5

		D.House					R.Jean Francois					J.Jones					K.King					D.Lowry					B.Martinez				
		UT	A	Sk	Int	PD	UT	A	Sk	Int	PD	UT	A	Sk	Int	PD	UT	A	Sk	Int	PD	UT	A	Sk	Int	PD	UT	A	Sk	Int	PD
9/10	Sea	1	1	0-0	0	0	0	0	0-0	0	0	0	0	0-0	0	0	0	1	0-0	0	1	0	0	0-0	0	0	3	2	0-0	0	0
9/17	at Atl	3	0	0-0	0	0			(Not With Team)			2	1	0-0	0	0	2	1	0-0	0	2	0	3	0-0	0	0	5	0	1-8	0	0
9/24	Cin			(Inactive)			0	0	0-0	0	0	10	1	2-14	0	0	6	1	0-0	0	0	2	0	0-0	0	1	6	6	0-0	0	0
9/28	Chi			(Inactive)			0	1	0-0	0	0	5	0	0-0	0	0	2	0	0-0	0	0	0	1	0-0	0	0	5	3	0-0	0	0
10/8	at Dal	2	2	0-0	0	1	0	1	0-0	0	0	3	0	0-0	0	0	2	0	0-0	0	0	1	1	0-0	0	0	10	3	0-0	0	1
10/15	at Min			(Inactive)			1	0	0-0	0	0	1	0	0-0	0	1			(Inactive)			1	1	0-0	0	0	12	2	0-0	0	3
10/22	NO	7	1	0-0	1	2	0	0	0-0	0	0	4	0	0-0	0	0	2	4	0-0	0	0	1	0	0-0	0	0	13	2	0-0	0	0
11/6	Det	8	1	0-0	0	0			(Not With Team)			5	3	0-0	0	0	2	1	0-0	0	1	1	1	0.5-4	0	0	8	2	0-0	0	0
11/12	at Chi																														
11/19	Bal																														
11/26	at Pit																														
12/3	TB																														
12/10	at Cle																														
12/17	at Car																														
12/23	Min																														
12/31	at Det																														
SEASON		21	5	0-0	1	3	1	2	0-0	0	0	30	5	2-14	0	1	16	8	0-0	0	4	6	7	0.5-4	0	1	62	20	1-8	0	4
CAREER		143	34	2-9	7	63	129	110	12-74.5	0	9	30	5	2-14	0	1	16	8	0-0	0	4	14	13	2.5-23	0	2	108	36	2-13	1	9

# INDIVIDUAL STATISTICS, DEFENSE

		C.Matthews					C.Odom					N.Perry					L.Pipkins					D.Randall					Q.Rollins					
		UT	A	Sk	Int	PD	UT	A	Sk	Int	PD	UT	A	Sk	Int	PD	UT	A	Sk	Int	PD	UT	A	Sk	Int	PD	UT	A	Sk	Int	PD	
9/10		Sea	2	0	0-0	0	0	0	0	0-0	0	0	3	4	1.5-11	0	1		(Inactive)				7	0	0-0	0	1	6	3	0-0	0	1
9/17	at	Atl	5	0	1.5-15.5	0	0		(Did Not Play)			3	1	0-0	0	0		(Inactive)				2	1	0-0	0	0	3	0	0-0	0	0	
9/24		Cin	3	0	0-0	0	0	1	1	0-0	0	0		(Inactive)			0	0	0-0	0	0		4	1	0-0	0	0	0	0	0-0	0	0
9/28		Chi	3	0	1-13	0	0	0	0	0-0	0	0	3	1	0-0	0	0		(Inactive)				5	0	0-0	0	0	0	0	0-0	0	0
10/8	at	Dal	5	1	0-0	0	1		(Inactive)			2	1	1-6	0	0		(Inactive)				1	2	0-0	1	2	4	1	0-0	0	0	
10/15	at	Min	2	0	0-0	0	0	0	0	0-0	0	0	1	2	0-0	0	0	4	4	0-0	0	0	4	1	0-0	1	1	0	1	0-0	0	1
10/22		NO	3	3	0-0	0	0	1	2	0-0	0	0	2	1	1-7	0	0	0	0	0-0	0	0	2	0	0-0	1	1			(Injured Reserve)		
11/6		Det	1	2	0-0	0	0	2	1	0-0	0	0	3	1	0.5-4	0	0	0	0	0-0	0	0	3	1	0-0	0	0			(Injured Reserve)		
11/12	at	Chi																														
11/19		Bal																														
11/26	at	Pit																														
12/3		TB																														
12/10	at	Cle																														
12/17	at	Car																														
12/23		Min																														
12/31	at	Det																														
SEASON			24	6	2.5-28.5	0	1	4	4	0-0	0	0	17	11	4-28	0	1	4	4	0-0	0	0	28	6	0-0	3	5	13	5	0-0	0	2
CAREER			373	154	75-481.5	6	39	4	4	0-0	0	0	144	74	27.5-204	1	9	4	4	0-0	0	0	110	20	0-0	9	30	73	21	1-11	3	13

		J.Ryan					J.Thomas					V.Biegel				
		UT	A	Sk	Int	PD	UT	A	Sk	Int	PD	UT	A	Sk	Int	PD
9/10	Sea	1	1	0-0	0	0	0	0	0-0	0	0			(Reserve/PUP)		
9/17	at Atl	5	0	0-0	0	0	2	0	0.5-5.5	0	0			(Reserve/PUP)		
9/24	Cin		(Inactive)				0	0	0-0	0	0			(Reserve/PUP)		
9/28	Chi	2	3	0-0	0	1	0	0	0-0	0	1			(Reserve/PUP)		
10/8	at Dal	7	2	0-0	0	0		(Inactive)					(Reserve/PUP)			
10/15	at Min	5	4	0-0	0	0		(Inactive)					(Reserve/PUP)			
10/22	NO	1	1	0-0	0	0		(Inactive)					(Reserve/PUP)			
11/6	Det	3	0	0-0	0	0		(Inactive)				1	1	0-0	0	0
11/12	at Chi															
11/19	Bal															
11/26	at Pit															
12/3	TB															
12/10	at Cle															
12/17	at Car															
12/23	Min															
12/31	at Det															
SEASON		24	11	0-0	0	1	2	0	0.5-5.5	0	1	1	1	0-0	0	0
CAREER		114	52	0-0	0	4	80	23	1.5-7.5	1	1	1	1	0-0	0	0

## DEFENSIVE FUMBLE STATISTICS

### FORCED FUMBLES (7)

M.Daniels - (1) vs. Seattle, Sept. 10 (R.Wilson)  
C.Matthews - (1) vs. Chicago, Sept. 28 (M.Glennon)  
N.Perry - (1) at Dallas, Oct. 8 (D.Prescott)  
K.Clark - (1) at Minnesota, Oct. 15 (J.McKinnon)  
J.Hawkins - (1) at Minnesota, Oct. 15 (A.Thielen)  
J.Ryan - (1) vs. Detroit, Nov. 6 (A.Abdullah)  
B.Martinez - (1) vs. Detroit, Nov. 6 (A.Abdullah)

### FUMBLE RECOVERIES (7)

K.Fackrell - (1) vs. Seattle, Sept. 10 (R.Wilson)  
J.Ryan - (1) vs. Chicago, Sept. 28 (M.Glennon)  
B.Martinez - (1) vs. Chicago, Sept. 28 (M.Glennon)  
N.Perry - (1) at Dallas, Oct. 8 (J.Witten)  
Q.Rollins - (1) at Dallas, Oct. 8 (T.Frederick)  
C.Matthews - (1) at Minnesota, Oct. 15 (J.McKinnon)  
D.Randall - (1) vs. Detroit, Nov. 6 (A.Abdullah)

## INDIVIDUAL STATISTICS, DEFENSE

### QUARTERBACK SACKS (13-107)

9/10		Seattle:	(3-23)	M. Daniels 1.5-12, N. Perry 1.5-11.
9/17	at	Atlanta:	(3-29)	C. Matthews 1.5-15.5, B. Martinez 1-8, J. Thomas 0.5-5.5.
9/24		Cincinnati:	(3-21)	J. Jones 2-14, A. Brooks 1-7.
9/28		Chicago:	(1-13)	C. Matthews 1-13.
10/8	at	Dallas:	(1-6)	N. Perry 1-6.
10/15	at	Minnesota:	(0-0)	None.
10/22		New Orleans:	(1-7)	N. Perry 1-7.
11/6		Detroit:	(1-8)	D. Lowry 0.5-4, N. Perry 0.5-4.
11/12	at	Chicago:		
11/19		Baltimore:		
11/26	at	Pittsburgh:		
12/3		Tampa Bay:		
12/10	at	Cleveland:		
12/17	at	Carolina:		
12/23		Minnesota:		
12/31	at	Detroit:		

**SEASON TOTALS: (13-107):** N. Perry 4-28, C. Matthews 2.5-28.5, J. Jones 2-14, M. Daniels 1.5-12, A. Brooks 1-7, B. Martinez 1-8, D. Lowry 0.5-4, J. Thomas 0.5-5.5.

### QUARTERBACK HITS (48)

9/10		Seattle:	(8)	N. Perry 4, M. Daniels 2, K. Clark 1, K. Fackrell 1.
9/17	at	Atlanta:	(5)	N. Perry 3, K. Fackrell 1, C. Matthews 1.
9/24		Cincinnati:	(4)	A. Brooks 2, K. Fackrell 2.
9/28		Chicago:	(7)	C. Matthews 2, M. Burnett 1, K. Clark 1, D. Lowry 1, N. Perry 1, J. Ryan 1.
10/8	at	Dallas:	(5)	B. Martinez 2, K. Brice 1, N. Perry 1, Q. Rollins 1.
10/15	at	Minnesota:	(12)	M. Daniels 4, J. Jones 2, D. Lowry 2, C. Matthews 2, K. Clark 1, Q. Rollins 1.
10/22		New Orleans:	(4)	K. Clark 2, M. Daniels 1, D. Lowry 1.
11/6		Detroit:	(3)	D. Lowry 1, C. Matthews 1, N. Perry 1.
11/12	at	Chicago:		
11/19		Baltimore:		
11/26	at	Pittsburgh:		
12/3		Tampa Bay:		
12/10	at	Cleveland:		
12/17	at	Carolina:		
12/23		Minnesota:		
12/31	at	Detroit:		

**SEASON TOTALS: (48):** N. Perry 10, M. Daniels 7, C. Matthews 6, K. Clark 5, D. Lowry 5, K. Fackrell 4, A. Brooks 2, J. Jones 2, B. Martinez 2, Q. Rollins 2, K. Brice 1, M. Burnett 1, J. Ryan 1.

### PASSES DEFENSED (44)

9/10		Seattle:	(10)	M. Burnett 3, K. Brice 1, K. Clark 1, H. Clinton-Dix 1, K. King 1, N. Perry 1, D. Randall 1, Q. Rollins 1.
9/17	at	Atlanta:	(3)	K. King 2, M. Burnett 1.
9/24		Cincinnati:	(1)	D. Lowry 1.
9/28		Chicago:	(8)	J. Hawkins 3, K. Brice 1, H. Clinton-Dix 1, Q. Dial 1, J. Ryan 1, J. Thomas 1.
10/8	at	Dallas:	(8)	D. Randall 2, K. Brice 1, M. Burnett 1, J. Hawkins 1, D. House 1, B. Martinez 1, C. Matthews 1.
10/15	at	Minnesota:	(9)	B. Martinez 3, H. Clinton-Dix 2, K. Brice 1, J. Jones 1, D. Randall 1, Q. Rollins 1.
10/22		New Orleans:	(4)	D. House 2, H. Clinton-Dix 1, D. Randall 1.
11/6		Detroit:	(1)	K. King 1.
11/12	at	Chicago:		
11/19		Baltimore:		
11/26	at	Pittsburgh:		
12/3		Tampa Bay:		
12/10	at	Cleveland:		
12/17	at	Carolina:		
12/23		Minnesota:		
12/31	at	Detroit:		

**SEASON TOTALS: (44):** M. Burnett 5, H. Clinton-Dix 5, D. Randall 5, K. Brice 4, J. Hawkins 4, K. King 4, B. Martinez 4, D. House 3, Q. Rollins 2, K. Clark 1, Q. Dial 1, J. Jones 1, D. Lowry 1, C. Matthews 1, N. Perry 1, J. Ryan 1, J. Thomas 1.

INDIVIDUAL STATISTICS, SPECIAL TEAMS

PUNTING		J. Vogel							
		No	Yds	Avg	TB	In20	Lg	Bk	Net
9/10	Sea	5	219	43.8	0	1	57	0	42.4
9/17	at Atl	3	119	39.7	0	1	47	0	39.7
9/24	Cin	6	296	49.3	0	2	61	0	44.2
9/28	Chi	5	238	47.6	0	1	62	0	46.2
10/8	at Dal	2	97	48.5	0	1	59	0	49.0
10/15	at Min	6	263	43.8	0	4	56	0	44.7
10/22	NO	5	238	47.6	0	1	60	0	46.2
11/6	Det	3	128	42.7	0	1	48	0	39.7
11/12	at Chi								
11/19	Bal								
11/26	at Pit								
12/3	TB								
12/10	at Cle								
12/17	at Car								
12/23	Min								
12/31	at Det								
SEASON		35	1598	45.7	0	12	62	0	44.1
CAREER		35	1598	45.7	0	12	62	0	44.1

KICKING		M.Crosby							
		Kickoffs							
		FG	PAT	Pts	No. Ret	TB	Pct	OB	
9/10	Sea	1/1	2/2	5	4	1	25.0	0	
9/17	at Atl	1/1	2/2	5	2	3	60.0	0	
9/24	Cin	2/2	3/3	9	1	5	83.3	0	
9/28	Chi	0/0	5/5	5	1	4	80.0	0	
10/8	at Dal	1/1	2/4	5	1	6	85.7	0	
10/15	at Min	1/1	1/1	4	1	2	66.7	0	
10/22	NO	1/2	2/2	5	2	2	50.0	0	
11/6	Det	1/2	2/2	5	1	1	50.0	0	
11/12	at Chi								
11/19	Bal								
11/26	at Pit								
12/3	TB								
12/10	at Cle								
12/17	at Car								
12/23	Min								
12/31	at Det								
SEASON		8/10	19/21	43	13	24	64.9	0	
CAREER		270/336	500/509	1310	595	296	32.7	16	

ADDITIONAL KICKOFFS:

ONSIDE KICK RECOVERIES  
OWN KICKS (0/0)

OPPONENT KICKS (0/0)

BLOCKED KICKS

PACKERS (1)      **BLOCKED PUNTS**

OPPONENTS (1)

KICKOFF		J.Janis						T.Davis					
RETURNS		No	Yds	Avg	Lg	TD		No	Yds	Avg	Lg	TD	
9/10	Sea	0	0	--	--	0		0	0	--	--	0	
9/17	at Atl	0	0	--	--	0		0	0	--	--	0	
9/24	Cin	0	0	--	--	0		0	0	--	--	0	
9/28	Chi	0	0	--	--	0		0	0	--	--	0	
10/8	at Dal	1	17	17.0	17	0		0	0	--	--	0	
10/15	at Min	1	11	11.0	11	0		2	55	27.5	29	0	
10/22	NO	0	0	--	--	0		2	52	26.0	27	0	
11/6	Det	0	0	--	--	0		7	140	20.0	28	0	
11/12	at Chi												
11/19	Bal												
11/26	at Pit												
12/3	TB												
12/10	at Cle												
12/17	at Car												
12/23	Min												
12/31	at Det												
SEASON		2	28	14.0	17	0		11	247	22.5	29	0	
CAREER		22	553	25.1	17	0		14	311	22.2	29	0	

ADDITIONAL KICKOFF RETURNS:

PUNT RETURNS		T.Davis											
		No	Yds	Avg	FC	Lg	TD	No	Yds	Avg	FC	Lg	TD
9/10	Sea	2	0	0.0	1	0	0						
9/17	at Atl	0	0	--	3	--	0						
9/24	Cin	5	70	14.0	1	33	0						
9/28	Chi	1	5	5.0	2	5	0						
10/8	at Dal	0	0	--	0	--	0						
10/15	at Min	1	8	8.0	2	8	0						
10/22	NO	0	0	--	1	--	0						
11/6	Det	0	0	--	0	--	0						
11/12	at Chi												
11/19	Bal												
11/26	at Pit												
12/3	TB												
12/10	at Cle												
12/17	at Car												
12/23	Min												
12/31	at Det												
SEASON		9	83	9.2	10	33	0						
CAREER		18	198	11.0	21	55	0						

SPECIAL TEAMS FUMBLE STATISTICS

FORCED FUMBLES (0)

FUMBLE RECOVERIES (1)  
Q.Rollins - (1) vs. Cincinnati, Sept. 24 (W.Jackson)

BLOCKED FIELD GOALS

BLOCKED PATs  
K.Clark - (1) vs. New Orleans, Oct. 22 (W.Lutz)

A.Robinson - (1) vs. Detroit, Nov. 6 (M.Crosby)

# DRIVE STATISTICS

## PACKERS SCORING DRIVES (game-by-game)

Date	Opponent	Plays	Yards	Time	Result	Qtr	Scoring Play	Quarterback
9/10	Seattle	1	6	0:06	TD	3	T.Montgomery 6 run	A.Rodgers
9/10	Seattle	9	75	4:03	TD	3	A.Rodgers 32 pass to J.Nelson	A.Rodgers
9/10	Seattle	12	53	5:37	FG	4	M.Crosby 40 field goal	A.Rodgers
9/17	at Atlanta	11	75	6:08	TD	1	T.Montgomery 1 run	A.Rodgers
9/17	at Atlanta	11	65	4:31	FG	3	M.Crosby 28 field goal	A.Rodgers
9/17	at Atlanta	13	75	6:37	TD	4	A.Rodgers 33 pass to D.Adams	A.Rodgers
9/17	at Atlanta	8	85	3:44	TD	4	A.Rodgers 1 pass to T.Montgomery	A.Rodgers
9/24	Cincinnati	6	60	1:54	TD	1	A.Rodgers 1 pass to L.Kendricks	A.Rodgers
9/24	Cincinnati	8	75	5:06	TD	3	A.Rodgers 1 pass to J.Nelson	A.Rodgers
9/24	Cincinnati	8	52	2:58	FG	4	M.Crosby 28 field goal	A.Rodgers
9/24	Cincinnati	12	75	3:29	TD	4	A.Rodgers 3 pass to J.Nelson	A.Rodgers
9/24	Cincinnati	5	70	1:17	FG	OT	M.Crosby 27 field goal	A.Rodgers
9/28	Chicago	10	75	5:11	TD	1	A.Rodgers 5 pass to D.Adams	A.Rodgers
9/28	Chicago	3	3	0:45	TD	1	A.Rodgers 2 pass to R.Cobb	A.Rodgers
9/28	Chicago	2	60	0:40	TD	2	A.Jones 2 run	A.Rodgers
9/28	Chicago	13	63	7:43	TD	3	A.Rodgers 4 pass to J.Nelson	A.Rodgers
9/28	Chicago	6	42	2:51	TD	4	A.Rodgers 8 pass to J.Nelson	A.Rodgers
10/8	at Dallas	8	75	4:23	TD	1	A.Rodgers 10 pass to D.Adams	A.Rodgers
10/8	at Dallas	13	75	5:16	TD	2	A.Jones 7 run	A.Rodgers
10/8	at Dallas	9	71	3:51	FG	3	M.Crosby 22 field goal	A.Rodgers
10/8	at Dallas	14	88	7:43	TD	4	A.Rodgers 10 pass to J.Nelson	A.Rodgers
10/8	at Dallas	9	75	1:02	TD	4	A.Rodgers 12 pass to D.Adams	A.Rodgers
10/15	at Minnesota	3	18	1:24	TD	2	B.Hundley 14 pass to D.Adams	B.Hundley
10/15	at Minnesota	7	30	2:11	FG	2	M.Crosby 26 field goal	B.Hundley
10/22	vs. New Orleans	5	75	2:00	TD	1	A.Jones 46 run	B.Hundley
10/22	vs. New Orleans	8	75	3:54	TD	2	B.Hundley 14 run	B.Hundley
10/22	vs. New Orleans	10	53	4:18	FG	4	M.Crosby 46 field goal	B.Hundley
11/6	vs. Detroit	12	68	2:47	FG	2	M.Crosby 35 field goal	B.Hundley
11/6	vs. Detroit	7	78	2:39	TD	4	B.Hundley 1 run	B.Hundley
11/6	vs. Detroit	6	75	1:42	TD	4	J.Williams 1 run	B.Hundley

## Scoring-Drive Length, Regular Season

Length (minus)	Packers		Opponent	
	TD	FG	TD	FG
0—9	0	0	0	0
10—19	3	0	0	3
20—29	1	1	0	1
30—39	0	0	0	0
40—49	1	0	1	1
50—59	0	2	3	5
60—69	3	2	1	4
70—79	12	2	8	1
80—89	2	0	3	0
90—99	0	0	1	0
SEASON	22	8	21	16

## Possessions at a glance

Reg. Season	No.	Avg. Snaps	*3-Plays & Out	Snaps/ TD
Packers	82	61	21	22.3
Opponent	82	64	12	27.1

\*—less if turnover, no first downs or score

## Game-Opening Drives

Game		Packers			Opponent		
		Pts	FD	Yds	Pts	FD	Yds
9/10	Sea	0	4	51	0	0	-9
9/17	at Atl	7	5	75	7	4	86
9/24	Cin	7	4	60	7	5	79
9/28	Chi	7	5	75	0	0	-13
10/8	at Dal	6	4	75	7	5	75
10/15	at Min	0	0	8	0	2	30
10/22	NO	7	3	75	0	3	55
11/6	Det	0	5	58	7	4	71
11/12	at Chi						
11/19	Bal						
11/26	at Pit						
12/3	TB						
12/10	at Cle						
12/17	at Car						
12/23	Min						
12/31	at Det						
SEASON		34	30	477	28	23	374

## Second-Half Opening Drives

Game		Packers			Opponent		
		Pts	FD	Yds	Pts	FD	Yds
9/10	Sea	0	1	10	0	0	-15
9/17	at Atl	0	0	-10	3	3	40
9/24	Cin	7	5	75	0	1	12
9/28	Chi	7	6	63	0	2	43
10/8	at Dal	3	3	71	0	1	20
10/15	at Min	0	1	16	3	4	57
10/22	NO	0	1	17	6	3	59
11/6	Det	0	1	17	3	3	50
11/12	at Chi						
11/19	Bal						
11/26	at Pit						
12/3	TB						
12/10	at Cle						
12/17	at Car						
12/23	Min						
12/31	at Det						
SEASON		17	18	259	15	17	266

## DRIVE STATISTICS

### YARDS-GAINED ANALYSIS, REGULAR SEASON

	1st Down . . . .			2nd Down. . . .			3rd Down. . . .			4th Down. . . .			Season. . . . .			By Quarter . . . . .				By Half . . . . .		
	Att	Yds	Avg	Att	Yds	Avg	Att	Yds	Avg	Att	Yds	Avg	Att	Yds	Avg	1st	2nd	3rd	4th	1st	2nd	OT
Packers	218	1190	5.5	162	678	4.2	101	540	5.4	10	73	7.3	491	2481	5.1	531	488	648	744	1019	1392	70
Opponents	228	1177	5.2	180	1129	6.3	99	531	5.4	7	22	3.1	514	2859	5.6	629	913	622	690	1542	1312	5

### DRIVE ENGINEERING, REGULAR SEASON

	Drives	Drives ended by . . . . .									Points
QB	Started	TD	FG	MFG	PUNT	BLK	DOWN	TO	SAF	CLK	Yielded
A.Rodgers	52	17	5	0	22	0	0	4	0	4	130
B.Hundley	30	5	3	2	13	0	3	4	0	0	44
Packers	82	22	8	2	35	0	3	8	0	4	174
Opponents	82	19	15	3	26	0	1	12	0	6	177

### RED-ZONE EFFICIENCY

	Regular Season	
	Packers	Opponent
Times Penetrated Opponent 20 . . . . .	26	23
Total Scores . . . . .	25	23
Touchdowns. . . . .	19	16
Field Goals-Attempts . . . . .	6-6	7-7
Touchdown Percentage . . . . .	.731	.696
Scoring Percentage. . . . .	.961	1.000
Turnovers . . . . .	1	0
Downs . . . . .	0	0
Missed Field Goals . . . . .	0	0
Time Ran Out. . . . .	0	0
Ended Not Trying To Score . . . . .	0	0
Scores From Outside The 20 . . . . .	5	11
Touchdowns. . . . .	3	3
Field Goals . . . . .	2	8

### AVERAGE FIELD POSITION

	Regular Season	
	Packers	Opponent
Drives Started . . . . .	82	82
Average Field Position . . . . .	GB26	OPP29
Drives Started in Plus Territory. . . . .	5	8
Scores . . . . .	5	4
Touchdowns. . . . .	3	2
Field Goals . . . . .	1	2
Missed Field Goals . . . . .	0	1
Blocked Field Goals . . . . .	0	0
Punts . . . . .	0	1
Turnovers . . . . .	0	2
Turnover on Downs . . . . .	0	0
Ran Out Clock. . . . .	0	0
Did Not Attempt to Score. . . . .	0	0
Drives Started Inside Own 20. . . . .	25	17

### GOAL-TO-GO SITUATIONS, REGULAR SEASON

	Summary . . . . .					GTG Plays . . . . .					
	Total	TD	Pct	FG	MFG	TO	CLK	DOWN	Plays	TD	Pct
Packers	18	14	.778	4	0	0	0	0	40	14	.350
Opponents	13	10	.769	3	0	0	0	0	37	10	.270

## 2017 SUPERLATIVES

### LONGEST REGULAR-SEASON RETURNS

#### Packers

Type	Yards	Opp. Date	Player
Fumble	63	at Min, Oct. 15	C.Matthews
Punt	33	vs. Cin, Sept. 24	T.Davis
Kickoff	29	at Min, Oct. 15	T.Davis
Kickoff	28	vs. Det, Nov. 6	T.Davis
Kickoff	27	vs. NO, Oct. 22	T.Davis
Kickoff	26	at Min, Oct. 15	T.Davis
Kickoff	25	vs. NO, Oct. 22	T.Davis
Kickoff	25	vs. Det, Nov. 6	T.Davis
Kickoff	23	vs. Det, Nov. 6	T.Davis
Interception	21t	at Dal, Oct. 8	D.Randall
Kickoff	20	vs. Det, Nov. 6	T.Davis
Kickoff	19	vs. Det, Nov. 6	T.Davis
Kickoff	17	at Dal, Oct. 8	J.Janis
Interception	14	at Min, Oct. 15	D.Randall
Interception	11	vs. Chi, Sept. 28	K.Brice
Kickoff	11	at Min, Oct. 15	J. Janis

No. of returns 20-plus yards in length: 11

No. of returns 40-plus yards in length: 1

#### Opponent

Type	Yards	Opp. Date	Player
Interception	75t	vs. Cin, Sept. 24	W.Jackson
Kickoff	43	vs. Sea, Sept. 10	T.Lockett
Kickoff	39	vs. NO, Oct. 22	T.Lewis
Kickoff	27	vs. Chi, Sept. 28	D.Thompson
Kickoff	25	vs. Chi, Sept. 28	B.Cunningham
Kickoff	25	at Dal, Oct. 8	R.Switzer
Interception	24	vs. Sea, Sept. 10	N.Jones
Kickoff	20	vs. Cin, Sept. 24	A.Erickson
Punt	20	vs. Cin, Sept. 24	A.Erickson
Interception	19	at Min, Oct. 15	H.Smith
Kickoff	19	at Min, Oct. 15	S.Coley
Kickoff	18	vs. NO, Oct. 22	T.Lewis
Kickoff	16	at Atl, Sept. 17	A.Roberts
Fumble	15	at Atl, Sept. 17	D.Trufant

No. of returns 20-plus yards in length: 9

No. of returns 40-plus yards in length: 2

### LONGEST REGULAR-SEASON PLAYS FROM SCRIMMAGE

#### Packers

Yards	Opp.	Play
72	vs. Cin	A.Rodgers to G.Allison
58	vs. Chi	A.Rodgers to J.Nelson
51	vs. Cin	A.Rodgers to L.Kendricks
46t	vs. NO	A.Jones run
46	vs. Det	B.Hundley to R.Cobb
41	vs. Cin	A.Rodgers to D.Adams
33t	at Atl	A.Rodgers to D.Adams
33	at Dal	A.Rodgers to M.Bennett
32t	vs. Sea	A.Rodgers to J.Nelson
29	vs. Sea	A.Rodgers to R.Cobb
26	vs. Sea	A.Rodgers to M.Bennett
26	vs. Chi	A.Rodgers to M.Bennett
26	vs. Chi	A.Rodgers to R.Cobb
26	at Min	B.Hundley to J.Nelson
24	at Dal	A.Rodgers to L.Kendricks
23	at Atl	A.Rodgers to T.Montgomery
23	at Atl	A.Rodgers to T.Montgomery
23	vs. Cin	A.Rodgers to J.Nelson
22	at Dal	A.Jones run
22	vs. NO	B.Hundley run
21	vs. Sea	A.Rodgers to D.Adams
21	vs. NO	A.Jones run
21	vs. Det	B.Hundley to L.Kendricks
20	vs. Sea	A.Rodgers to T.Montgomery

#### Long run:

46t	vs. NO	A.Jones
22	at Dal	A.Jones
22	vs. NO	B.Hundley
21	vs. NO	A.Jones
18	at Dal	A.Rodgers
15	at Dal	A.Jones
15	vs. NO	A.Jones
14t	vs. NO	B.Hundley

No. plays 20-plus yards: 24

No. plays 40-plus yards: 6

#### Opponent

Yards	Opp.	Play
63	vs. Det	M.Stafford to T.Riddick
49	at Dal	D.Prescott to B.Butler
47	vs. NO	D.Brees to T.Ginn
40	vs. NO	D.Brees to T.Ginn
35	at Atl	T.Coleman run
34	vs. Sea	R.Wilson to D.Baldwin
34	at Atl	M.Ryan to J.Jones
30	vs. Sea	C.Carson run
29	vs. Sea	R.Wilson run
29	vs. Chi	M.Glennon to T.Miller
28	vs. Sea	R.Wilson to P.Richardson
27	at Atl	M.Ryan to J.Jones
27t	at Min	C.Keenum to J.McKinnon
25	vs. Cin	G.Bernard run
25	at Dal	E.Elliott run
25	at Min	C.Keenum to L.Treadwell
25t	vs. Det	M.Stafford to M.Jones
24	at Atl	M.Ryan to M.Sanu
24	at Atl	M.Ryan to M.Sanu
24	vs. NO	D.Brees to A.Kamara
23	at Min	C.Keenum to A.Thielen
23	vs. NO	M.Ingram run
23	vs. Det	M.Stafford to M.Jones
23	vs. Det	M.Stafford to G.Tate

#### Long run:

35	at Atl	T.Coleman
30	vs. Sea	C.Carson
29	vs. Sea	R.Wilson
25	vs. Cin	G.Bernard
25	at Dal	E.Elliott
23	vs. NO	M.Ingram
21	at Dal	D.Prescott

No. plays 20-plus yards: 37

No. plays 40-plus yards: 4

## MISCELLANEOUS

### WEEKLY INACTIVES

9/10	Seattle:	M.Adams, B.Bulaga, Q.Dial, J.Hawkins, A.Jones, L.Patrick, L.Pipkins
9/17	at Atlanta:	M.Adams, D.Bakhtiari, A.Brooks, B.Bulaga, D.Mays, L.Pipkins, J.Spriggs
9/24	Cincinnati:	D.Bakhtiari, K.Brice, R.Cobb, M.Daniels, D.House, N.Perry, J.Ryan
9/28	Chicago:	M.Adams, D.Bakhtiari, B.Bulaga, M.Daniels, D.House, D.Mays, L.Pipkins
10/8	at Dallas:	M.Adams, D.Bakhtiari, T.Montgomery, C.Odom, A.Pankey, L.Pipkins, J.Thomas
10/15	at Minnesota:	M.Adams, A.Brooks, M.Burnett, D.House, K.King, A.Pankey, J.Thomas
10/22	New Orleans:	M.Adams, A.Brooks, M.Burnett, D.Mays, A.Pankey, L.Taylor, J.Thomas
11/6	Detroit:	M.Bennett, A.Brooks, D.Brown, Q.Dial, U.John, A.Pankey, J.Thomas
11/12	at Chicago:	
11/19	Baltimore:	
11/26	at Pittsburgh:	
12/3	Tampa Bay:	
12/10	at Cleveland:	
12/17	at Carolina:	
12/23	Minnesota:	
12/31	at Detroit:	

**SEASON TOTALS:** M.Adams (6), D.Bakhtiari (4), A.Brooks (4), A.Pankey (4), L.Pipkins (4), J.Thomas (4), B.Bulaga (3), D.House (3), D.Mays (3), M.Burnett (2), M.Daniels (2), Q.Dial (2), M.Bennett (1), K.Brice (1), D.Brown (1), R.Cobb (1), J.Hawkins (1), U.John (1), A.Jones (1), K.King (1), T.Montgomery (1), C.Odom (1), L.Patrick (1), N.Perry (1), J.Ryan (1), J.Spriggs (1), L.Taylor (1).

### TIME SPENT IN THE LEAD

Opponent	In Lead	Packers Trailing
9/10 Sea	25:33	4:27
9/17 at Atl	0:00	54:09
9/24 Cin	0:00	41:17
9/28 Chi	50:11	0:00
10/8 at Dal	12:03	24:54
10/15 at Min	0:00	20:59
10/22 NO	6:49	29:06
11/6 Det	0:00	51:56
11/12 at Chi		
11/19 Bal		
11/26 at Pit		
12/3 TB		
12/10 at Cle		
12/17 at Car		
12/23 Min		
12/31 at Det		
<b>SEASON</b>	<b>1:34:36</b>	<b>3:46:48</b>
<b>SEASON AVG</b>	<b>11:50</b>	<b>28:21</b>

### NON-OFFENSIVE SCORES

#### REGULAR SEASON

**Packers (1):** D.Randall 21-yard interception return at Dal, Oct. 8.

**Opponent (2):** D.Trufant 15-yard fumble return at Atl, Sept. 17; W.Jackson 75-yard interception return vs. Cin, Sept. 24.

### TWO-POINT CONVERSIONS

#### REGULAR SEASON

**Packers (0-2):**

**Opponent (0-0):**

# PENALTIES AND REPLAY CHALLENGES

## PENALTY STATISTICS

	Regular Season	
	Packers	Opponent
Times Penalized after Offensive Gain . . . . .	6	6
Gains Wiped Out, Offensive Penalties . . . . .	45	100
Touchdowns Cost . . . . .	2	0
Field Goals Cost . . . . .	0	0
First Downs Lost . . . . .	1	2
Intentional-Grounding Penalties . . . . .	0	1
Defensive Pass Interference, Times Flagged . . . . .	2	9
Yards Given Up . . . . .	48	90
Defensive 3rd/4th Down Flags (kept drive alive) . . . . .	8	8
Kick/Punt Return Penalties . . . . .	5	4
Return Yards Wiped Out . . . . .	79	20

**Touchdowns nullified — GREEN BAY (2):** A.Rodgers 3-yard pass to R.Cobb at Atl (Sept. 17), A.Rodgers 6-yard pass to D.Adams vs. Chi (Sept. 28)

**OPPONENTS (0):**

## 2017 REGULAR-SEASON REPLAY CHALLENGES

### PACKERS (1/2)

Date, Opp.	Initial Ruling	Ruling
9/28, vs. Chi	Downed punt by J.Janis, no fumble	Upheld
10/8, at Dal	C.Beasley first-down reception	Reversed

### OPPONENTS (1/2)

Date, Opp.	Initial Ruling	Ruling
9/28, vs. Chi	M.Bennett first-down reception	Reversed
10/8, at Dal	E.Elliott stopped short of the line to gain	Reversed

### REPLAY ASSISTANT (2/5)

*Last two minutes of the half, overtime, turnovers and scoring plays*

Date, Opp.	Initial Ruling	Ruling
9/17 at Atl	A.Rodgers fumbles, recovered by D.Trufant . . . . .	Upheld
9/24 vs. Cin	D.Adams fumbles, recovered by D.Kirkpatrick. . . . .	Reversed
10/8 at Dal	A.Rodgers completed pass to A.Jones . . . . .	Upheld
10/15 at Min	J.McKinnon touchdown . . . . .	Upheld
10/15 at Min	B.Hundley completed touchdown pass to T.Montgomery . . . . .	Reversed

## 2017 REGULAR-SEASON PENALTIES ACCEPTED (53)

### OFFENSE (20)

**Delay of Game (2)** — A.Rodgers vs. Sea (Sept. 10), A.Rodgers vs. Cin (Sept. 24)

**False Start (7)** — J.McCray at Atl (Sept. 17), R.Cobb at Atl (Sept. 17), L.Kendricks at Atl (Sept. 17), K.Murphy at Atl (Sept. 17), M.Bennett vs. Chi (Sept. 28), J.McCray at Dal (Oct. 8), B.Bulaga vs. NO (Oct. 22)

**Holding (5)** — J.Evans vs. Sea (Sept. 10), J.Evans vs Sea (Sept. 10), C.Linsley at Atl (Sept. 17), J.McCray vs. Chi (Sept. 28), C.Linsley at Min (Oct. 15)

**Illegal Motion (1)** — A.Rodgers at Atl (Sept. 17)

**Pass Interference (3)** — M.Bennett at Atl (Sept. 17), G.Allison at Atl (Sept. 17), R.Rodgers vs. NO (Oct. 22)

**Taunting (1)** — R.Cobb vs. Sea (Sept. 10)

**Unnecessary Roughness (1)** — M.Bennett vs. Sea (Sept. 10)

### DEFENSE (19)

**Encroachment (1)** — D.Lowry vs. Chi (Sept. 28)

**Facemask (1)** — M.Evans vs. Cin (Sept. 24)

**Holding (2)** — C.Matthews vs. Chi (Sept. 28), B.Martinez at Min. (Oct. 15)

**Horse-Collar Tackle (1)** — K.Brice vs. NO (Oct. 22)

**Illegal Contact (1)** — J.Jones at Min. (Oct. 15)

**Neutral-Zone Infraction (3)** — Q.Rollins at Min. (Oct. 15), R.Jean Francois at Min. (Oct. 15), D.Lowry vs. NO (Oct. 22)

**Offside (3)** — N.Perry vs. Sea (Sept. 10), N.Perry at Dal (Oct. 8), C.Matthews vs. Det (Nov. 6)

**Pass Interference (2)** — K.King vs. Cin (Sept. 24), J.Hawkins at Min. (Oct. 15)

**Taunting (1)** — D.Randall at Dal (Oct. 8)

**Unnecessary Roughness (4)** — H.Clinton-Dix vs. Chi (Sept. 28), B.Martinez at Dal (Oct. 8), J.Ryan at Min. (Oct. 15), M.Daniels vs. Det (Nov. 7)

### SPECIAL TEAMS (14)

**Holding (1)** — J.Williams vs. NO (Oct. 22)

**Illegal Block in the Back (4)** — J.Janis at Atl (Sept. 17), K.Fackrell vs. Cin (Sept. 24), J.Hawkins vs. Chi (Sept. 28), M.Evans at Min. (Oct. 15)

**Illegal Formation (2)** — Team vs. Chi (Sept. 28), K.Clark at Dal (Oct. 8)

**Illegal Motion (1)** — J.Jones vs. NO (Oct. 22)

**Fair-Catch Interference (1)** — J.Jones vs. NO (Oct. 22)

**False Start (2)** — M.Evans vs. Sea (Sept. 10), J.Jones vs. NO (Oct. 22)

**Offsides (2)** — J.Jones vs. Sea (Sept. 10), K.Brice at Dal (Oct. 8)

**Unsportsmanline Conduct (1)** — M.McCarthy at Atl (Sept. 17)

## REGULAR-SEASON PACKERS WEEKLY LEADERS

## REGULAR-SEASON OPPONENTS WEEKLY LEADERS

[illegible]

# TURNOVER STATISTICS AND NOTES

## TURNOVER ANALYSIS

	Packers Take Aways			Packers Give Aways			Diff Cum		NFC Rank	NFL Rank
	Int	Fum	Tot	Int	Fum	Tot				
SEA	0	1	1	1	0	1	0	0	5t	9t
Atl	0	0	0	1	1	2	-2	-2	14	25t
CIN	0	1	1	1	0	1	0	-2	12t	22t
CHI	2	2	4	0	0	0	+4	+2	3t	8t
Dal	1	2	3	0	1	1	+2	+4	2t	5t
Min	1	1	2	3	0	3	-1	+3	5	8t
NO	2	0	2	1	0	1	+1	+4	3t	6t
BYE	-	-	-	-	-	-	-	+4	4t	8t
DET	0	1	1	0	0	0	+1	+5	3t	6t
Chi										
BAL										
Pit										
TB										
Cle										
Car										
MIN										
Det										
Total	6	8	14	7	2	9	+5	+5		

HOME GAMES UPPERCASED IN BOLD

## Regular-Season Takeaway Breakdown

	Packers	Opponent
Total	14	9
Interceptions	6	7
Fumble Rec.	8	2
Points off Turnovers	44	31
Touchdowns	6	4
Field Goals	1	1
Didn't attempt score	7	3

## REGULAR-SEASON TOUCHDOWN RETURNS

**Packers (1):** D.Randall 21-yard interception return.

**Opponent (2):** D.Trufant 15-yard fumble return;  
W.Jackson 75-yard interception return.

## 2017 RECORD WHEN...

When...	Record	Postseason
+4 turnover margin	1-0	0-0
+3 turnover margin	0-0	0-0
+2 turnover margin	1-0	0-0
+1 turnover margin	0-2	0-0
even turnover margin	2-0	0-0
-1 turnover margin	0-1	0-0
-2 turnover margin	0-1	0-0
-3 turnover margin	0-0	0-0
-4 turnover margin	0-0	0-0
recording 0 takeaways	0-1	0-0
recording 1 takeaway	2-1	0-0
recording 2 takeaways	0-2	0-0
recording 3 takeaways	1-0	0-0
recording 4 takeaways	1-0	0-0
recording 5 takeaways	0-0	0-0
recording 0 giveaways	1-1	0-0
recording 1 giveaway	3-1	0-0
recording 2 giveaways	0-1	0-0
recording 3 giveaways	0-1	0-0
recording 4 giveaways	0-0	0-0
recording 5 giveaways	0-0	0-0
recording 0 interceptions	2-2	0-0
recording 1 interception	1-1	0-0
recording 2 interceptions	1-1	0-0
recording 3 interceptions	0-0	0-0
recording 4 interceptions	0-0	0-0
surrendering 0 interceptions	2-1	0-0
surrendering 1 interception	2-2	0-0
surrendering 2 interceptions	0-0	0-0
surrendering 3 interceptions	0-1	0-0
recovering 0 fumbles	1-2	0-0
recovering 1 fumble	1-2	0-0
recovering 2 fumbles	2-0	0-0
recovering 3 fumbles	0-0	0-0
losing 0 fumbles	3-3	0-0
losing 1 fumble	1-1	0-0
losing 2 fumbles	0-0	0-0
losing 3 fumbles	0-0	0-0

## TAKEAWAY SUMMARY (14)

9/10	Seattle:	K.Fackrell (fumble recovery).
9/17	at Atlanta:	None
9/24	Cincinnati:	Q.Rollins (fumble recovery).
9/28	Chicago:	J.Ryan (fumble recovery), B.Martinez (fumble recovery), H.Clinton-Dix (interception), K.Brice (interception).
10/8	at Dallas:	D.Randall (interception), N.Perry (fumble recovery), Q.Rollins (fumble recovery).
10/15	at Minnesota:	C.Matthews (fumble recovery), D.Randall (interception).
10/22	New Orleans:	D.House (interception), D.Randall (interception).
11/6	Detroit:	D.Randall (fumble recovery).
11/12	at Chicago:	
11/19	Baltimore:	
11/26	at Pittsburgh:	
12/3	Tampa Bay:	
12/10	at Cleveland:	
12/17	at Carolina:	
12/23	Minnesota:	
12/31	at Detroit:	

**SEASON TOTALS:** D.Randall 4 (three interceptions, fumble recovery), Q.Rollins 2 (two fumble recoveries), K.Brice 1 (interception), H.Clinton-Dix 1 (interception), K.Fackrell 1 (fumble recovery), D.House 1 (interception), B.Martinez 1 (fumble recovery), C.Matthews 1 (fumble recovery), N.Perry 1 (fumble recovery), J.Ryan 1 (fumble recovery).

Note: Only fumbles lost are credited. Fumbles in which the team maintained possession are not included.

## GIVEAWAY SUMMARY (9)

9/10	Seattle:	A.Rodgers (interception).
9/17	at Atlanta:	A.Rodgers (interception), A.Rodgers (fumble).
9/24	Cincinnati:	A.Rodgers (interception).
9/28	Chicago:	None
10/8	at Dallas:	N.Perry (fumble).
10/15	at Minnesota:	B.Hundley 3 (three interceptions).
10/22	New Orleans:	B.Hundley (interception).
11/6	Detroit:	
11/12	at Chicago:	
11/19	Baltimore:	
11/26	at Pittsburgh:	
12/3	Tampa Bay:	
12/10	at Cleveland:	
12/17	at Carolina:	
12/23	Minnesota:	
12/31	at Detroit:	

**SEASON TOTALS:** B.Hundley 4 (four interceptions), A.Rodgers 4 (three interceptions, fumble), N.Perry 1 (fumble).

Note: Only fumbles lost are credited. Fumbles in which the team maintained possession are not included.

## TAKEAWAY POINTS

### Packers Regular Season (44)

Date	Opp.	Turnover	Result	Points
9/10	vs. Sea	Fumble	TD	7
9/28	vs. Chi	Fumble	TD	7
9/28	vs. Chi	Fumble	TD	7
9/28	vs. Chi	Interception	TD	7
10/8	at Dal	Interception	TD	6
10/15	at Min	Fumble	TD	7
10/15	at Min	Interception	FG	3

### Opponent Regular Season (31)

Date	Opp.	Turnover	Result	Points
9/17	at Atl	Interception	TD	7
9/17	at Atl	Fumble	TD	7
9/24	vs. Cin	Interception	TD	7
10/15	at Min	Interception	TD	7
10/15	at Min	Interception	FG	3

# REGULAR-SEASON PLAYER PARTICIPATION

NFL WEEK	1	2	3	4	5	6	7	9	10	11	12	13	14	15	16	17	— Season Totals —			
Player	SEA	at ATL	CIN	CHI	at DAL	at MIN	NO	DET	at CHI	BAL	at PIT	TB	at CLE	at CAR	MIN	at DET	GP	GS	DNP	INA
Adams, Davante	3WR	3WR	WR	3WR	3WR	3WR	3WR	3WR									8	8	0	0
Adams, Montravius	INA	INA	SUB	INA	INA	INA	INA	SUB									2	0	0	6
Allison, Geronimo	SUS	SUB	SUB	SUB	SUB	SUB	SUB	SUB									7	0	0	0
Amichia, Kofi	PS	PS	PS	PS	PS	PS	PS	PS									0	0	0	0
Bakhtiari, David	LT	INA	INA	INA	INA	LT	LT	LT									4	4	0	4
Barclay, Don	IR	IR	IR	IR	IR	IR	IR	-									0	0	0	0
Bennett, Martellus	TE	TE	TE	TE	TE	TE	TE	INA									7	7	0	1
Biegel, Vince	PUP	PUP	PUP	PUP	PUP	PUP	PUP	SUB									1	0	0	0
Brice, Kentrell	SUB	SS	INA	SUB	SUB	SS	SS	IR									6	3	0	1
Brooks, Ahmad	SUB	INA	LOLB	ROLB	SUB	INA	INA	INA									4	2	0	4
Brown, Donatello	PS	PS	PS	PS	PS	PS	PS	INA									0	0	0	1
Bulaga, Bryan	INA	INA	RT	INA	RT	RT	RT	RT									5	5	0	3
Burnett, Morgan	SS	ILB	3CB	SS	SS	INA	INA	ILB									6	6	0	2
Byrd, Emanuel	-	-	-	-	-	-	-	PS									0	0	0	0
Callahan, Joe	PS	PS	PS	PS	PS	PS	DNP	DNP									0	0	2	0
Clark, Kenny	NT	NT	NT	NT	NT	NT	NT	NT									8	8	0	0
Clark, Michael	PS	PS	PS	PS	PS	PS	PS	PS									0	0	0	0
Clinton-Dix, Ha Ha	FS	FS	FS	FS	FS	FS	FS	FS									8	8	0	0
Cobb, Randall	WR	WR	INA	WR	WR	WR	WR	WR									7	7	0	1
Crosby, Mason	SUB	SUB	SUB	SUB	SUB	SUB	SUB	SUB									8	0	0	0
Daniels, Mike	DT	DT	INA	INA	DT	DT	DT	DT									6	6	0	2
Davis, Trevor	SUB	SUB	SUB	SUB	SUB	SUB	SUB	SUB									8	0	0	0
Dial, Quinton	INA	SUB	SUB	DT	SUB	SUB	SUB	INA									6	1	0	2
Evans, Jahri	RG	RG	RG	RG	RG	RG	RG	RG									8	8	0	0
Evans, Jerod	-	-	-	-	-	-	-	PS									0	0	0	0
Evans, Marwin	SUB	SUB	SS	SUB	SUB	SUB	SUB	SUB									8	1	0	0
Fackrell, Kyler	SUB	SUB	SUB	SUB	SUB	SUB	SUB	SUB									8	0	0	0
Gilbert, Reggie	PS	PS	PS	PS	PS	PS	PS	PS									0	0	0	0
Goode, Brett	SUB	SUB	SUB	IR	-	-	-	-									3	0	0	0
Goodson, Demetri	PUP	PUP	PUP	PUP	PUP	PUP	PUP	PUP									0	0	0	0
Greene, Darrell	-	PS	PS	PS	PS	PS	PS	PS									0	0	0	0
Gunter, LaDarius	SUB	-	-	-	-	-	-	-									1	0	0	0
Hart, Derek	-	-	-	-	-	-	-	SUB									1	0	0	0
Hawkins, Josh	INA	SUB	SUB	SUB	SUB	RCB	SUB	SUB									7	1	0	1
House, Davon	LCB	LCB	INA	INA	LCB	INA	LCB	LCB									5	5	0	3
Hundley, Brett	DNP	DNP	DNP	SUB	DNP	SUB	QB	QB									4	2	4	0
Janis, Jeff	SUB	SUB	SUB	SUB	SUB	SUB	SUB	SUB									8	0	0	0
Jean Francois, Ricky	SUB	-	SUB	SUB	SUB	SUB	SUB	-									6	0	0	0
John, Ulrick	-	-	-	DNP	DNP	SUB	DNP	INA									1	0	3	1
Jones, Aaron	INA	SUB	SUB	SUB	RB	SUB	RB	RB									7	3	0	1
Jones, Josh	SUB	SUB	ILB	SUB	SUB	SUB	SUB	SS									8	2	0	0
Kendricks, Lance	SUB	SUB	2TE	SUB	SUB	SUB	SUB	TE									8	2	0	0
King, Kevin	SUB	SUB	RCB	RCB	RCB	INA	RCB	RCB									7	5	0	1
Linsley, Corey	C	C	C	C	C	C	C	C									8	8	0	0
Lowry, Dean	DE	SUB	DE	DE	DE	DE	DE	SUB									8	6	0	0
Lunsford, Izaah	PS	PS	PS	PS	PS	PS	PS	PS									0	0	0	0
Martinez, Blake	ILB	ILB	ILB	ILB	ILB	ILB	ILB	ILB									8	8	0	0
Mathews, Derrick	PS	PS	PS	PS	PS	PS	PS	PS									0	0	0	0
Mathews, Clay	LOLB	LOLB	ROLB	LOLB	ROLB	ROLB	LOLB	LOLB									8	8	0	0
Mays, Devante	SUB	INA	SUB	INA	SUB	DNP	INA	DNP									3	0	2	3
McCaffrey, Max	-	-	-	-	-	-	-	PS									0	0	0	0
McCray, Justin	SUB	RT	SUB	RT	LG	SUB	LG	SUB									8	4	0	0
Montgomery, Ty	RB	RB	RB	RB	INA	RB	SUB	SUB									7	5	0	1
Murphy, Kyle	RT	LT	LT	IR	IR	IR	IR	IR									3	3	0	0
Nelson, Jordy	WR	WR	WR	WR	WR	WR	WR	WR									8	8	0	0
Odum, Chris	SUB	DNP	SUB	SUB	INA	SUB	SUB	SUB									6	0	1	1
Pankey, Adam	PS	DNP	DNP	DNP	INA	INA	INA	INA									0	0	3	4
Patrick, Lucas	INA	SUB	SUB	LG	SUB	SUB	SUB	SUB									7	2	0	1
Pepper, Taybor	-	-	-	SUB	SUB	SUB	SUB	IR									4	0	0	0
Perry, Nick	ROLB	ROLB	INA	SUB	LOLB	LOLB	ROLB	ROLB									7	6	0	1
Pipkins, Lenzy	INA	INA	SUB	INA	INA	SUB	SUB	SUB									4	0	0	4
Randall, Damarious	RCB	RCB	LCB	LCB	SUB	LCB	SUB	3CB									8	6	0	0
Ripkowski, Aaron	SUB	SUB	SUB	SUB	SUB	SUB	SUB	SUB									8	0	0	0
Rodgers, Aaron	QB	QB	QB	QB	QB	QB	IR	IR									6	6	0	0
Rodgers, Richard	SUB	SUB	SUB	SUB	SUB	SUB	SUB	SUB									8	0	0	0
Rollins, Quinten	SUB	3CB	SUB	SUB	SUB	SUB	IR	IR									6	1	0	0
Ryan, Jake	ILB	SUB	INA	ILB	ILB	ILB	ILB	SUB									7	5	0	1
Spriggs, Jason	SUB	INA	IR	IR	IR	IR	IR	IR									1	0	0	1
Taylor, Lane	LG	LG	LG	LT	LT	LG	INA	LG									7	7	0	1
Talley, David	IR	IR	IR	IR	IR	IR	IR	IR									0	0	0	0
Thomas, Joe	SUB	SUB	SUB	SUB	INA	INA	INA	INA									4	0	0	4
Vogel, Justin	SUB	SUB	SUB	SUB	SUB	SUB	SUB	SUB									8	0	0	0
Waters, Herb	IR	IR	IR	IR	IR	IR	IR	IR									0	0	0	0
Whitehead, Jermaine	PS	PS	PS	PS	PS	PS	SUB	SUB									2	0	0	0
Williams, Jamaal	SUB	SUB	SUB	SUB	SUB	SUB	SUB	SUB									8	0	0	0
Yancey, DeAngelo	PS	PS	PS	PS	PS	PS	PS	PS									0	0	0	0

**STARTERS IN BOLD AT POSITION;** DNP — Did not play; INA — Inactive; IR — Injured reserve; PS — Practice squad; PUP — Reserve/Physically Unable to Perform; SUB — Substitute; SUS — Reserve/Suspended; 3CB — Started as third cornerback; 3WR — Started as third wide receiver, 2TE — Started as second tight end.

# SEASON-HIGHS/W-L BREAKDOWN

## INDIVIDUAL

Longest Scoring Run — 46, A.Jones, Oct. 22 vs. New Orleans  
 Longest Non-Scoring Run — 22, two times, most recently B.Hundley, Oct. 22 vs. New Orleans

Longest Scoring Pass — 33, A.Rodgers to D.Adams, Sept. 17 at Atlanta  
 Longest Non-Scoring Pass — 72, A.Rodgers to G.Allison, Sept. 24 vs. Cincinnati

Longest Kickoff Return — 29, T.Davis, Oct. 15 at Minnesota  
 Longest Punt Return — 33, T.Davis, Sept. 24 vs. Cincinnati  
 Longest Interception Return — 21t, D.Randall, Oct. 8 at Dallas  
 Longest Fumble Return — 63, C.Matthews, Oct. 15 at Minnesota

Longest Punt — 62, J.Vogel, Sept. 28 vs. Chicago

Longest Field Goal — 46, M.Crosby, Oct. 22 vs. New Orleans  
 Most Field Goals Attempted — 2, M.Crosby, three times, most recently Nov. 6 vs. Detroit  
 Most Field Goals Made — 2, M.Crosby, Sept. 24 vs. Cincinnati

Most Touchdowns — 2, four times, most recently D.Adams, Oct. 8 at Dallas  
 Most Rushing Attempts — 19, two times, most recently A.Jones, Oct. 8 at Dallas  
 Most Rushing Yards — 131, A.Jones, Oct. 22 vs. New Orleans

Most Passing Attempts — 50, A.Rodgers, Sept. 17 at Atlanta  
 Most Completions — 33, A.Rodgers, Sept. 17 at Atlanta  
 Most Passing Yards — 343, A.Rodgers, Sept. 17 at Atlanta  
 Most Touchdown Passes — 4, A.Rodgers, Sept. 28 vs. Chicago

Most Receptions — 9, R.Cobb, Sept. 10 vs. Seattle  
 Most Receiving Yards — 122, G.Allison, Sept. 24 vs. Cincinnati

Most Total Yards from Scrimmage — 138, A.Jones, Oct. 22 vs. New Orleans

Most Defensive Interceptions — 1, six times, most recently D.Randall and D.House, Oct. 22 vs. New Orleans  
 Most Tackles — 15, B.Martinez, Oct. 22 vs. New Orleans  
 Most Solo Tackles — 13, B.Martinez Oct. 22 vs. New Orleans  
 Most Sacks — 2.0, J.Jones, Sept. 24 vs. Cincinnati  
 Most Passes Defensed — 3, three times, most recently B.Martinez, Oct. 15 at Minnesota

## TEAM

Offensive Most...  
 First Downs — 26, Sept. 10 vs. Seattle  
 Rushing Attempts — 28, Sept. 10 vs. Seattle  
 Rushing Yards — 181, Oct. 22 vs. New Orleans  
 Pass Attempts — 50, Sept. 17 at Atlanta  
 Completions — 33, Sept. 17 at Atlanta  
 TDs Thrown — 4, Sept. 28 vs. Chicago  
 Ints. Thrown — 3, Oct. 15 at Minnesota  
 Net Passing Yards — 308, Sept. 17 at Atlanta  
 Offensive Plays — 74, Sept. 10 vs. Seattle  
 Total Offense — 370, Sept. 10 vs. Seattle  
 Time of Possession — 39:13, Sept. 10 vs. Seattle  
 Turnovers — 3, Oct. 15 at Minnesota  
 Fumbles — 2, two times, most recently Oct. 22 vs. New Orleans  
 Fumbles Lost — 1, two times, most recently Oct. 8 at Dallas

Longest Scoring Drives  
 Plays — 14, Oct. 8 at Dallas  
 Yards — 88, Oct. 8 at Dallas  
 Time — 7:43, two times, most recently Oct. 8 at Dallas  
 Shortest Scoring Drives  
 Plays — 1, Sept. 10 vs. Seattle  
 Yards — 3, Sept. 28 vs. Chicago  
 Time — 0:06, Sept. 10 vs. Seattle

Defensive Fewest...  
 First Downs Allowed — 12, Sept. 10 vs. Seattle  
 Rushing Att. Allowed — 18, Sept. 10 vs. Seattle  
 Rushing Yards Allowed — 64, Nov. 6 vs. Detroit  
 Pass Att. Allowed — 27, two times, most recently Sept. 24 vs. Cincinnati  
 Pass Comp. Allowed — 14, Sept. 10 vs. Seattle  
 Net Passing Yards Allowed — 135, Sept. 10 vs. Seattle  
 Total Plays Allowed — 48, Sept. 10 vs. Seattle  
 Total Yards Allowed — 225, Sept. 10 vs. Seattle

Defensive Most...  
 Takeaways — 4, Sept. 28 vs. Chicago  
 Interceptions — 2, two times, most recently Oct. 22 vs. New Orleans  
 Fumbles Forced — 2, two times, most recently Nov. 6 vs. Detroit  
 Fumbles Recovered — 2, two times, most recently Oct. 8 at Dallas  
 Passes Defensed — 9, Oct. 15 at Minnesota  
 Sacks — 3, three times, most recently Sept. 24 vs. Cincinnati

	2017 regular season...				2016 regular season...				2015 regular season...				1992-present...		
	Home	Road	Overall	:	Home	Road	Overall	:	Home	Road	Overall	:	Home	Road	Overall
Overall	3-2	1-2	4-4	:	6-2	4-4	10-6	:	5-3	5-3	10-6	:	155-49-1	103-100	258-149-1
On Grass	3-2	0-0	3-2	:	6-2	3-2	9-4	:	5-3	4-3	9-6	:	155-49-1	58-39	213-88-1
On Artificial Surfaces	0-0	1-2	1-2	:	0-0	1-2	1-2	:	0-0	1-0	1-0	:	0-0	45-63	45-63
In Open-Air Stadiums	3-2	0-1	3-3	:	6-2	3-2	9-4	:	5-3	4-2	9-5	:	155-49-1	66-62	221-111-1
In Indoor Stadiums	0-0	1-1	1-1	:	0-0	1-2	1-2	:	0-0	1-1	1-1	:	0-0	37-38	37-38
vs. Division Opponents	1-1	0-1	1-2	:	3-0	2-1	5-1	:	0-3	3-0	3-3	:	68-18-1	48-38	116-56-1
vs. NFC	2-2	1-2	3-4	:	5-1	3-3	8-4	:	3-3	4-2	7-5	:	119-34-1	79-74	198-108-1
vs. AFC	1-0	0-0	1-0	:	1-1	1-1	2-2	:	2-0	1-1	3-1	:	36-15	24-26	60-41
When scoring first	1-1	0-0	1-1	:	6-0	4-1	10-1	:	5-2	3-0	8-2	:	111-20-1	63-36	174-56-1
When Opponent scored first	2-1	1-2	3-3	:	0-2	0-3	0-5	:	0-1	2-3	2-4	:	43-29	40-64	83-93
In overtime	1-0	0-0	1-0	:	0-0	0-0	0-0	:	0-0	0-0	0-0	:	6-3-1	1-5	7-8-1
When leading after first quarter	1-1	0-0	1-1	:	5-0	1-1	6-1	:	5-2	3-1	8-3	:	95-15-1	54-24	149-39-1
When leading at halftime	1-1	0-0	1-1	:	6-0	2-1	8-1	:	5-0	3-0	8-0	:	122-10	79-27	201-37
When leading after third quarter	2-0	0-0	2-0	:	5-0	4-0	9-0	:	4-0	4-0	8-0	:	128-5	92-22	220-27
When trailing after first quarter	0-1	1-0	1-1	:	0-2	0-3	0-5	:	0-0	1-2	1-2	:	26-25	19-47	45-72
When trailing at halftime	2-1	1-2	2-3	:	0-2	1-3	1-5	:	0-2	2-3	2-5	:	24-33-1	20-63	44-96-1
When trailing after third quarter	1-2	1-2	2-4	:	0-2	0-4	0-6	:	1-3	1-3	2-6	:	17-41-1	8-77	25-118-1
When tied at halftime	0-0	0-0	0-0	:	0-0	1-0	1-0	:	0-1	0-0	0-1	:	9-6	4-9	13-15
On Thursday	1-0	0-0	1-0	:	1-0	0-0	1-0	:	0-1	1-0	1-1	:	6-1	5-7	11-8
On Friday	0-0	0-0	0-0	:	0-0	0-0	0-0	:	0-0	0-0	0-0	:	0-0	1-0	1-0
On Saturday	0-0	0-0	0-0	:	1-0	0-0	1-0	:	0-0	0-0	0-0	:	2-0	2-0	4-0
On Sunday/Early Games	0-1	0-1	0-2	:	2-0	2-1	4-1	:	1-1	1-1	2-2	:	92-26-1	47-48	139-74-1
On Sunday/Late Afternoon Games	2-0	1-0	3-0	:	1-2	0-1	1-3	:	2-0	3-1	5-1	:	30-13	24-22	54-35
On Sunday/Night Games	0-0	0-1	0-1	:	1-0	1-2	2-2	:	1-1	0-1	1-2	:	13-3	11-8	24-11
On Monday	0-1	0-0	0-1	:	0-0	1-0	1-0	:	1-0	0-0	1-0	:	12-7	12-13	24-20
When Packers had 100-yard rusher	0-1	1-0	1-1	:	1-0	1-0	2-0	:	2-1	1-0	3-1	:	39-11-1	31-9	70-20-1
When Packers had 100-yard receiver	1-0	0-0	1-0	:	6-0	2-2	8-2	:	2-1	2-0	4-1	:	76-16	45-34	121-50
When Packers had 300-yard passer	2-0	0-1	2-1	:	2-0	2-2	4-2	:	1-1	0-1	1-2	:	40-13	33-23	73-36
When Opponent had 100-yard rusher	0-1	1-0	1-1	:	0-1	0-2	0-3	:	2-0	1-1	3-1	:	25-22-1	21-30	46-52-1
When Opponent had 100-yard receiver	1-2	0-1	1-3	:	2-0	1-3	3-3	:	2-0	2-2	4-2	:	49-18	29-38	78-56
When Opponent had 300-yard passer	0-2	0-0	0-2	:	2-0	3-1	5-1	:	1-0	0-1	1-1	:	25-9	18-20	43-29

## TRANSACTIONS BY DATE

1/24	Signed C Jacob Flores, LB Reggie Gilbert, WR Antwan Goodley, LB Derrick Mathews, G Lucas Patrick, DT Brian Price, TE Beau Sandland and S Jermaine Whitehead	5/8	Signed LB Josh Letuligasenoa, CB Raysean Pringle, RB William Stanback, LB David Talley and S Aaron Taylor; Released WR Antwan Goodley and LS Taybor Pepper	9/3	Signed LB Ahmad Brooks; Claimed LB Chris Odom off waivers from the Atlanta Falcons; Placed G/T Don Barclay on injured reserve; Traded LB Jayrone Elliott to the Dallas Cowboys;	10/30	Signed FB Joe Kerridge to the practice squad; Released G Darrell Greene from the practice squad.
1/27	Signed LS Taybor Pepper	5/11	Signed CB Kevin King	9/3	Signed G Kofi Amichia, CB Donatello Brown, QB Joe Callahan, WR Michael Clark, LB Reggie Gilbert, DT Izaah Lunsford, LB Derrick Mathews, G/T Adam Pankey, S Jermaine Whitehead and WR DeAngelo Yancey to the practice squad	11/1	Released DT Ricky Jean Francois.
2/7	Released RB James Starks	5/19	Signed S Josh Jones			11/3	Activated LB Vince Biegel from reserve/physically unable to perform; Signed LS Derek Hart; Signed CB Donatello Brown to the active roster from the practice squad; Signed TE Emanuel Byrd to the practice squad; Placed S Kentrell Brice and LS Taybor Pepper on injured reserve.
2/8	Released CB Sam Shields	8/5	Signed TE Emanuel Byrd				
3/8	Re-signed P Jacob Schum	8/5	Placed CB Herb Waters on injured reserve				
3/9	Re-signed LB Nick Perry						
3/10	Re-signed T/G Don Barclay; Signed TE Martellus Bennett	8/8	Released DT Letroy Guion				
3/11	Signed TE Lance Kendricks	8/12	Signed LS Brett Goode				
3/14	Re-signed LB Jayrone Elliott	8/13	Placed TE Beau Sandland on injured reserve	9/5	Signed DT Quinton Dial; Released DT Christian Ringo.		
3/15	Re-signed RB Joe Kerridge and LB Jordan Tripp; Signed CB Davon House		Claimed DE Shaneil Jenkins off waivers from the Seattle Seahawks.	9/12	Released CB LaDarius Gunter; Activated WR Geronimo Allison from exempt status.		
3/20	Re-signed LB Joe Thomas	8/15	Released DE Shaneil Jenkins				
3/23	Re-signed RB Christine Michael	8/28	Released LS Derek Hart, WR Colby Pearson and RB William Stanback	9/13	Signed G/T Adam Pankey to the active roster from the practice squad;		
3/24	Signed DT Ricky Jean Francois				Released DT Ricky Jean Francois; Signed G Darrell Greene to the practice squad.		
3/29	Signed G Justin McCray	9/2	Released G Kofi Amichia, CB Donatello Brown, TE Emanuel Byrd, QB Joe Callahan, LB Johnathan Calvin, WR Michael Clark, WR Montay Crockett, WR Malachi Dupre, G Thomas Evans, LB Reggie Gilbert, G Geoff Gray, LB Cody Heimann, DT Calvin Hertelou, QB Taysom Hill, CB Daquan Holmes, T Robert Leff, LB Josh Letuligasenoa, DT Izaah Lunsford, LB Derrick Mathews, WR Max McCaffrey, G/T Adam Pankey, TE Aaron Peck, RB Kalif Phillips, DT Brian Price, CB Raysean Pringle, S Aaron Taylor, LB Jordan Tripp, S Jermaine Whitehead and WR DeAngelo Yancey; Placed LB Vince Biegel and CB Demetri Goodson on reserve/physically unable to perform; placed FB Joe Kerridge and LB David Talley on injured reserve; Placed WR Geronimo Allison on the reserve/suspended list	9/21	Signed DT Ricky Jean Francois; Placed T Jason Spriggs on injured reserve.		
4/5	Re-signed RB Don Jackson			9/25	Signed LS Taybor Pepper; Placed LS Brett Goode on injured reserve.		
4/11	Released CB Makinton Dorleant			9/26	Signed T Ulrick John from Arizona's practice squad; Placed T Kyle Murphy on injured reserve.		
4/13	Re-signed DT Christian Ringo			10/16	Signed QB Joe Callahan to the active roster; Placed CB Quentin Rollins on injured reserve.		
4/14	Re-signed WR Geronimo Allison			10/20	Placed QB Aaron Rodgers on injured reserve.		
4/26	Signed G Jahri Evans			10/21	Signed S Jermaine Whitehead to the active roster from the practice squad.		
5/1	Released RB Don Jackson and RB Christine Michael			10/24	Signed WR Max McCaffrey to the practice squad; Released G/T Don Barclay from injured reserve.		
5/5	Signed G Kofi Amichia, WR Malachi Dupre, RB Aaron Jones, RB Devante Mays and WR DeAngelo Yancey						
5/5	Signed CB Donatello Brown, LB Johnathan Calvin, WR Michael Clark, WR Montay Crockett, G Thomas Evans, G Geoff Gray, LB Cody Heimann, QB Taysom Hill, DT Izaah Lunsford, G/T Adam Pankey, TE Aaron Peck, RB Kalif Phillips, CB Lenzy Pipkins, CB David Rivers and P Justin Vogel						

## TRANSACTIONS BY PLAYER

<b>Allison, Geronimo - WR</b>	<b>Flores, Jacob - C</b>	<b>Kerridge, Joe - FB</b>	<b>Price, Brian - DT</b>
4/14/17 Re-signed	1/24/17 Signed	3/15/17 Re-signed	1/24/17 Signed
9/2/17 Placed on reserve/suspended list		9/2/17 Placed on injured reserve	9/2/17 Released
9/12/17 Activated from exempt status	<b>Gilbert, Reggie - LB</b>	10/30/17 Signed to practice squad	<b>Pringle, Raysean - CB</b>
	1/24/17 Signed		5/8/17 Signed
<b>Amichia, Kofi - G</b>	9/2/17 Released	<b>King, Kevin - CB</b>	<b>Ringo, Christian - DT</b>
5/5/17 Signed	9/3/17 Signed to practice squad	5/11/17 Signed	4/13/17 Re-signed
9/2/17 Released	<b>Goode, Brett - LS</b>	<b>Letuligasenoa, Josh - LB</b>	9/5/17 Released
9/3/17 Signed to practice squad	8/12/17 Signed	5/8/17 Signed	<b>Rivers, David - CB</b>
<b>Barclay, Don - T/G</b>	9/21/17 Placed on injured reserve	9/2/17 Released	5/5/17 Signed
3/10/17 Re-signed	<b>Goodley, Antwan - WR</b>	<b>Lunsford, Izaah - DT</b>	<b>Rodgers, Aaron - QB</b>
9/3/17 Placed on injured reserve	1/24/17 Signed	5/5/17 Signed	10/20/17 Placed on injured reserve
10/24/17 Released from injured reserve	5/8/17 Released	9/2/17 Released	<b>Rollins, Quinten - CB</b>
<b>Bennett, Martellus - TE</b>	<b>Guion, Letroy - DT</b>	9/3/17 Signed to practice squad	10/16/17 Placed on injured reserve
3/10/17 Signed	8/8/17 Released	<b>Mathews, Derrick - LB</b>	<b>Sandland, Beau - TE</b>
<b>Biegel, Vince - LB</b>	<b>Gunter, LaDarius - CB</b>	1/24/17 Signed	1/24/17 Re-signed
11/3/17 Activated from reserve/PUP	9/12/17 Released	9/2/17 Released	8/13/17 Placed on injured reserve
<b>Brice, Kentrell - S</b>	<b>Gray, Geoff - G</b>	9/3/17 Signed to practice squad	<b>Schum, Jacob - P</b>
11/3/17 Placed on injured reserve	5/5/17 Signed	<b>Mays, Devante - RB</b>	3/8/17 Re-signed
<b>Brown, Donatello - CB</b>	9/2/17 Released	5/5/17 Signed	<b>Shields, Sam - CB</b>
5/5/17 Signed	<b>Greene, Darrell - G</b>	<b>McCray, Justin - G</b>	2/8/17 Released
9/2/17 Released	9/13/17 Signed to practice squad	3/29/17 Signed	<b>Spriggs, Jason - T</b>
9/3/17 Signed to practice squad	10/30/17 Released from practice squad	<b>McCaffrey, Max - WR</b>	9/21/17 Placed on injured reserve
11/3/17 Signed to active roster	<b>Hart, Derek - LS</b>	9/2/17 Released	<b>Stanback, William - RB</b>
<b>Byrd, Emanuel - TE</b>	3/31/17 Signed	10/24/17 Signed to practice squad	5/8/17 Signed
8/5/17 Signed	8/28/17 Released	<b>Michael, Christine - RB</b>	8/28/17 Released
9/2/17 Released	11/3/17 Signed	3/23/17 Re-signed	<b>Starks, James - RB</b>
11/3/17 Signed to practice squad	<b>Heimann, Cody - LB</b>	5/1/17 Released	2/7/17 Released
<b>Callahan, Joe - QB</b>	5/5/17 Signed	<b>Murphy, Kyle - T</b>	<b>Talley, David - LB</b>
9/3/17 Signed to practice squad	9/2/17 Released	9/26/17 Placed on injured reserve	5/8/17 Signed
10/16/17 Signed to active roster	<b>Hill, Taysom - QB</b>	<b>Pankey, Adam - G/T</b>	9/2/17 Placed on injured reserve
<b>Calvin, Johnathan - LB</b>	5/5/17 Signed	5/5/17 Signed	<b>Taylor, Aaron - S</b>
5/5/17 Signed	9/2/17 Released	9/2/17 Released	5/8/17 Signed
9/2/17 Released	<b>House, Davon - CB</b>	9/3/17 Signed to practice squad	9/2/17 Released
<b>Clark, Michael - WR</b>	3/15/17 Signed	9/13/17 Signed to active roster	<b>Thomas, Joe - LB</b>
5/5/17 Signed	<b>Jackson, Don - RB</b>	<b>Patrick, Lucas - G</b>	3/20/17 Re-signed
9/2/17 Released	4/5/17 Re-signed	1/24/17 Signed	<b>Tripp, Jordan - LB</b>
9/3/17 Signed to practice squad	5/1/17 Released	<b>Pearson, Colby - WR</b>	3/15/17 Re-signed
<b>Crockett, Montay - WR</b>	<b>Jean Francois, Ricky - DT</b>	8/28/17 Released	9/2/17 Released
5/5/17 Signed	3/24/17 Signed	<b>Peck, Aaron - TE</b>	<b>Vogel, Justin - P</b>
9/2/17 Released	9/13/17 Released	5/5/17 Signed	5/5/17 Signed
<b>Dorleant, Makinton - CB</b>	9/21/17 Signed	9/2/17 Released	<b>Waters, Herb - CB</b>
4/11/17 Released	<b>Jenkins, Shaneil - DE</b>	<b>Pepper, Taybor - LS</b>	8/5/17 Placed on injured reserve
<b>Dial, Quinton - DT</b>	8/13/17 Claimed off waivers from SEA	1/27/17 Signed	<b>Whitehead, Jermaine - S</b>
9/5/17 Signed	5/5/17 Released	5/8/17 Released	1/24/17 Signed
<b>Dupre, Malachi - WR</b>	<b>John, Ulrick - T</b>	9/21/17 Signed	9/2/17 Released
5/5/17 Signed	9/26/17 Signed from Arizona's practice squad	11/3/17 Placed on injured reserve	9/3/17 Signed to practice squad
9/2/17 Released	<b>Jones, Aaron - RB</b>	<b>Perry, Nick - LB</b>	10/21/17 Signed to active roster
<b>Elliott, Jayrone - LB</b>	5/5/17 Signed	3/9/17 Re-signed	<b>Yancey, DeAngelo - WR</b>
3/14/17 Re-signed	<b>Jones, Josh - S</b>	<b>Phillips, Kalif - RB</b>	5/5/17 Signed
9/3/17 Traded to DAL	5/19/17 Signed	5/5/17 Signed	9/2/17 Released
<b>Evans, Jahri - G</b>	<b>Kendricks, Lance - TE</b>	9/2/17 Released	9/3/17 Signed to practice squad
4/26/17 Signed	3/11/17 Signed	<b>Pipkins, Lenzy - CB</b>	
<b>Evans, Thomas - G</b>		5/5/17 Signed	
5/5/17 Signed			

## THE LAST TIME

### *Regular-Season Games Only*

#### **RUSHING**

##### **200 Yards Rushing, Individual**

BY PACKERS — Ahman Green, Dec. 28, 2003, vs. Denver (218 yards)  
BY OPPONENT — Adrian Peterson, Dec. 2, 2012, vs. Minnesota (210 yards)

##### **100 Yards Rushing, Individual**

BY PACKERS — Aaron Jones, Oct. 22, 2017, vs. New Orleans (131 yards)  
BY OPPONENT — Mark Ingram, Oct. 22, 2017, vs. New Orleans (105 yards)

##### **100 Yards Rushing, Individual, One Half**

BY PACKERS — Ty Montgomery, Dec. 18, 2016, at Chicago (123 yards in first half)  
BY OPPONENT — Robert Kelley, Nov. 20, 2016, at Washington (102 yards in second half)

##### **100 Yards Rushing and Receiving, Individual**

BY PACKERS — Never  
BY OPPONENT — Darrin Nelson, Nov. 13, 1983, at Minnesota (119 yards rushing, 137 receiving)

##### **Two 100-Yard Rushers**

BY PACKERS — Ryan Grant (106 yards) and DeShawn Wynn (106 yards), Dec. 28, 2008, vs. Detroit  
BY OPPONENT — Tony Dorsett (149 yards) and Robert Newhouse (101 yards), Nov. 12, 1978, vs. Dallas at Milw.

##### **Two 100-Yard Rushers and Two 100-Yard Receivers**

BY PACKERS — Ryan Grant (106 yards) and DeShawn Wynn (106), Dec. 28, 2008, vs. Detroit, Donald Driver (111 yards) and Greg Jennings (101 yards), Dec. 28, 2008, vs. Detroit\*  
BY OPPONENT — Never  
\*First time in NFL history

##### **Four Touchdowns Rushing, Individual**

BY PACKERS — Dorsey Levens, Jan. 2, 2000, vs. Arizona (8, 1, 5, 1 yards)  
BY OPPONENT — DeAngelo Williams, Nov. 30, 2008, vs. Carolina (1, 1, 1, 1 yards)

##### **Three Touchdowns Rushing, Individual**

BY PACKERS — Ahman Green, Oct. 20, 2002, vs. Washington (24, 2, 8 yards)  
BY OPPONENT — Robert Kelley, Nov. 20, 2016, at Washington (10, 1, 4 yards)

##### **Two Touchdowns Rushing, Individual**

BY PACKERS — Ty Montgomery, Dec. 18, 2016, at Chicago (4, 3 yards)  
BY OPPONENT — Devonta Freeman, Sept. 17, 2017, at Atlanta (1, 2 yards)

#### **PASSING**

##### **400 Yards Passing, Individual**

BY PACKERS — Aaron Rodgers, Oct. 26, 2014, at New Orleans (418 yards)  
BY OPPONENT — Philip Rivers, Oct. 18, 2015, vs. San Diego (503 yards)

##### **300 Yards Passing, Individual**

BY PACKERS — Aaron Rodgers, Sept. 24, 2017, vs. Cincinnati (313 yards)  
BY OPPONENT — Matthew Stafford, Nov. 6, 2017, vs. Detroit (361 yards)

##### **Six Touchdown Passes, Individual**

BY PACKERS — Aaron Rodgers, Nov. 9, 2014, vs. Chicago (1, 4, 73, 40, 56, 18 yards)  
BY OPPONENT — Tommy Kramer, Sept. 28, 1986, at Minnesota (23, 13, 36, 2, 17, 7 yards)

##### **Five Touchdown Passes, Individual**

BY PACKERS — Aaron Rodgers, Sept. 28, 2015, vs. Kansas City (8, 3, 27, 4, 4, yards)  
BY OPPONENT — Matthew Stafford, Jan. 1, 2012, vs. Detroit (8, 13, 2, 5, 12 yards)

##### **Four Touchdown Passes, Individual**

BY PACKERS — Aaron Rodgers, Sept. 28, 2017, vs. Chicago (5, 2, 4, 8 yards)  
BY OPPONENT — Marcus Mariota, Nov. 13, 2016, at Tennessee (9, 32, 6, 33 yards)

##### **Three Touchdown Passes, Individual**

BY PACKERS — Aaron Rodgers, Oct. 8, 2017, at Dallas (10, 10, 12 yards)  
BY OPPONENT — Dak Prescott, Oct. 8, 2017, at Dallas (2, 5, 10 yards)

##### **Six Interceptions Thrown, Individual**

BY PACKERS — Tom O'Malley, Sept. 17, 1950, vs. Detroit  
BY OPPONENT — Don Horn, Sept. 26, 1971, vs. Denver at Milw.

##### **Five Interceptions Thrown, Individual**

BY PACKERS — Brett Favre, Oct. 30, 2005, at Cincinnati  
BY OPPONENT — Russell Wilson, Dec. 11, 2016, vs. Seattle

##### **Four Interceptions Thrown, Individual**

BY PACKERS — Brett Favre, Dec. 25, 2005, vs. Chicago  
BY OPPONENT — Russell Wilson, Dec. 11, 2016, vs. Seattle

#### **RECEIVING**

##### **10 or More Receptions, Individual**

BY PACKERS — Jordy Nelson, Nov. 13, 2016, at Tennessee (12 receptions)  
BY OPPONENT — A.J. Green, Sept. 24, 2017, vs. Cincinnati (10 receptions)

##### **200 Yards Receiving, Individual**

BY PACKERS — Jordy Nelson, Sept. 14, 2014, vs. N.Y. Jets (209 yards)  
BY OPPONENT — Adam Thielen, Dec. 24, 2016, vs. Minnesota (202 yards)

##### **100 Yards Receiving, Individual**

BY PACKERS — Geronimo Allison, Sept. 24, 2017, vs. Cincinnati (122 yards)  
BY OPPONENT — Golden Tate (113 yards) and Marvin Jones (107 yards), Nov. 6, 2017, vs. Detroit

##### **100 Yards Receiving, One Half, Individual**

BY PACKERS — Geronimo Allison, Sept. 24, 2017, vs. Cincinnati (112 yards in second half and OT)  
BY OPPONENT — Adam Thielen, Dec. 24, 2016, vs. Minnesota (142 yards in first half)

##### **Two 100-Yard Receivers**

BY PACKERS — Davante Adams (156 yards) and Jordy Nelson (126 yards), Nov. 13, 2016, at Tennessee  
BY OPPONENT — Golden Tate (113 yards) and Marvin Jones (107 yards), Nov. 6, 2017, vs. Detroit

##### **Four Touchdown Receptions, Individual**

BY PACKERS — Sterling Sharpe, Nov. 24, 1994, at Dallas (1, 36, 30, 5 yards)  
BY OPPONENT — Never

##### **Three Touchdown Receptions, Individual**

BY PACKERS — Randall Cobb, Sept. 28, 2015, vs. Kansas City (3, 4, 4 yards)  
BY OPPONENT — Vincent Jackson, Nov. 6, 2011, at San Diego (23, 5, 29 yards)

##### **Two Touchdown Receptions, Individual**

BY PACKERS — Davante Adams, Oct. 8, 2017, at Dallas (10, 12 yards)  
BY OPPONENT — Marvin Jones, Nov. 6, 2017, vs. Detroit (25, 11 yards)

#### **INTERCEPTIONS**

##### **Four Interceptions, Individual**

BY PACKERS — Willie Buchanon, Sept. 24, 1978, at San Diego  
BY OPPONENT — Never

##### **Three Interceptions, Individual**

BY PACKERS — Tom Flynn, Oct. 28, 1984, vs. Detroit  
BY OPPONENT — Vencie Glenn, Dec. 27, 1992, at Minnesota

##### **Two Interceptions, Individual**

BY PACKERS — Ha Ha Clinton-Dix, Dec. 18, 2016, at Chicago  
BY OPPONENT — Janoris Jenkins, Oct. 9, 2016, vs. N.Y. Giants

##### **Interception Returned for Touchdown**

BY PACKERS — Damarious Randall, Oct. 8, 2017, at Dallas (21 yards)  
BY OPPONENT — William Jackson, Sept. 24, 2017, vs. Cincinnati (75 yards)

#### **TOUCHDOWNS**

##### **Five Touchdowns, Individual**

BY PACKERS — Paul Hornung, Dec. 12, 1965, at Baltimore (2-, 9-, 3-yard runs; 50-, 65-yard receptions)  
BY OPPONENT — Never

##### **Four Touchdowns, Individual**

BY PACKERS — Dorsey Levens, Jan. 2, 2000, vs. Arizona (8-, 1-, 5-, 1-yard runs)  
BY OPPONENT — DeAngelo Williams, Nov. 30, 2008, vs. Carolina (1-, 1-, 1-, 1-yard runs)

##### **Three Touchdowns, Individual**

BY PACKERS — Randall Cobb, Sept. 28, 2015, vs. Kansas City (3-, 4-, 4-yard receptions)  
BY OPPONENT — Robert Kelley, Nov. 20, 2016, at Washington (10-, 1-, 4-yard runs)

## THE LAST TIME

### **FIELD GOALS/PATs**

#### **Five Field Goals Made, Individual**

BY PACKERS — Mason Crosby, Nov. 22, 2015, at Minnesota (42, 47, 40, 42, 52 yards)  
BY OPPONENT — Dan Bailey, Dec. 15, 2013, at Dallas (47, 23, 43, 50, 50 yards)

#### **Four Field Goals Made, Individual**

BY PACKERS — Mason Crosby, Nov. 22, 2015, at Minnesota (42, 47, 40, 42, 52 yards)  
BY OPPONENT — Dan Carpenter, Dec. 14, 2014, at Buffalo (27, 51, 35, 48 yards)

#### **60-Yard Field Goal**

BY PACKERS — Never  
BY OPPONENT — David Akers, Sept. 9, 2012, vs. San Francisco (63 yards)

#### **50-Yard Field Goal**

BY PACKERS — Mason Crosby, Jan. 1, 2017, at Detroit (53 yards)  
BY OPPONENT — Kai Forbath, Oct. 15, 2017, at Minnesota (53 yards)

#### **Blocked Field-Goal Attempt**

BY PACKERS — Datone Jones, Oct. 11, 2015, vs. St. Louis (50-yard Greg Zuerlein attempt)  
BY OPPONENT — A'Shawn Robinson, Nov. 6, 2017, vs. Detroit (38-yard Mason Crosby attempt)

#### **Two-Point Conversion**

BY PACKERS — Aaron Rodgers, Oct. 30, 2016, at Atlanta  
BY OPPONENT — Travis Kelce, Sept. 28, 2015, vs. Kansas City (pass from Alex Smith)

#### **Point After Touchdown Missed**

BY PACKERS — Mason Crosby, Oct. 8, 2017, at Dallas (second attempt, wide left)  
BY OPPONENT — Wil Lutz, Oct. 22, 2017, vs. New Orleans (second attempt, blocked)

#### **Blocked Point After Touchdown**

BY PACKERS — Kenny Clark, Oct. 22, 2017, vs. New Orleans, (Wil Lutz, second attempt)  
BY OPPONENT — Ra'Shede Hageman, Dec. 8, 2014, vs. Atlanta (Mason Crosby, fifth attempt)

### **PUNTING**

#### **70-Yard Punt**

BY PACKERS — Tim Masthay, Dec. 18, 2011, at Kansas City (71 yards)  
BY OPPONENT — Jon Ryan, Sept. 24, 2012, at Seattle (73 yards)

#### **60-Yard Punt**

BY PACKERS — Justin Vogel, Oct. 22, 2017, vs. New Orleans (60 yards)  
BY OPPONENT — Pat McAfee, Nov. 6, 2016, vs. Indianapolis (67 yards)

#### **Blocked Punt**

BY PACKERS — Jamari Lattimore, Nov. 4, 2013, vs. Chicago (Adam Podlesh, punter)  
BY OPPONENT — Bryan Braman, Nov. 16, 2014, vs. Philadelphia (Tim Masthay, punter)

#### **10 Punts, Individual**

BY PACKERS — Jon Ryan, Nov. 19, 2006, vs. New England (10 punts; 459 yards)  
BY OPPONENT — Chris Kluwe, Dec. 21, 2006, vs. Minnesota (10 punts; 434 yards)

#### **No Punts**

BY PACKERS — Oct. 26, 2014, at New Orleans  
BY OPPONENT — Nov. 6, 2017, vs. Detroit

### **OTHER SPECIAL TEAMS**

#### **Kickoff Returned for Touchdown**

BY PACKERS — Randall Cobb, Sept. 8, 2011, vs. New Orleans (108 yards)  
BY OPPONENT — Jordan Todman, Nov. 6, 2016, vs. Indianapolis (99 yards)

#### **Punt Returned for Touchdown**

BY PACKERS — Micah Hyde, Dec. 28, 2014, vs. Detroit (55 yards)  
BY OPPONENT — Marcus Thigpen, Dec. 14, 2014, at Buffalo (75 yards)

#### **Blocked (Opponent) Field Goal Returned for Touchdown**

BY PACKERS — Willie Buchanan, Dec. 17, 1972, at New Orleans (57 yards)  
BY OPPONENT — Shawn Springs, Nov. 1, 1999, vs. Seattle (61 yards)

#### **Blocked Punt Returned for Touchdown**

BY PACKERS — Dezman Moses, Oct. 28, 2012, vs. Jacksonville (0 yards; Bryan Anger, punter)  
BY OPPONENT — DeVier Posey, Oct. 14, 2012, at Houston (0 yards; Tim Masthay, punter)

#### **Recovered Own Onside Kick Attempt**

BY PACKERS — Damarius Randall, Nov. 15, 2015, vs. Detroit (Mason Crosby, kicker)  
BY OPPONENT — Jayron Kearsse, Dec. 24, 2016, vs. Minnesota (Kai Forbath, kicker)

### **OTHER DEFENSE**

#### **Shutout Posted**

BY PACKERS — Oct. 31, 2010, at N.Y. Jets (9-0)  
BY OPPONENT — Nov. 19, 2006, vs. New England (35-0)

#### **Fumble Returned for Touchdown**

BY PACKERS — Casey Hayward, Nov. 16, 2014, vs. Philadelphia (49 yards)  
BY OPPONENT — Desmond Trufant, Sept. 17, 2017, at Atlanta (15 yards)

#### **Safety Scored**

BY PACKERS — Team, Dec. 28, 2014, vs. Detroit (Matthew Stafford penalized for intentional grounding in end zone)  
BY OPPONENT — Malik Jackson, Nov. 1, 2015, at Denver (Richard Rodgers tackled in end zone)

#### **Five Sacks, Individual**

BY PACKERS — Vonnie Holliday, Dec. 22, 2002, vs. Buffalo  
BY OPPONENT — Antwan Odom, Sept. 20, 2009, vs. Cincinnati

#### **Four Sacks, Individual**

BY PACKERS — Kabee Gbaja-Biamila, Jan. 2, 2005, at Chicago  
BY OPPONENT — Chris Clemons, Sept. 24, 2012, at Seattle

#### **Three Sacks, Individual**

BY PACKERS — A.J. Hawk, Oct. 13, 2013, at Baltimore  
BY OPPONENT — Dwight Freeney, Dec. 27, 2015, at Arizona

### **MISCELLANEOUS**

#### **No Penalties**

BY PACKERS — Nov. 4, 2013, vs. Chicago  
BY OPPONENT — Dec. 14, 1997, at Carolina

#### **Game Without Touchdown**

BY PACKERS — Dec. 12, 2010, at Detroit  
BY OPPONENT — Sept. 10, 2017, vs. Seattle

#### **50 Points, Game**

BY PACKERS — 53, Nov. 16, 2014, vs. Philadelphia  
BY OPPONENT — 51, Nov. 24, 2008, at New Orleans

#### **40 Points, Game**

BY PACKERS — 43, Dec. 8, 2014, vs. Atlanta  
BY OPPONENT — 42, Nov. 20, 2016, at Washington

#### **500 Yards Total Offense**

BY PACKERS — 502, Dec. 8, 2014, vs. Atlanta  
BY OPPONENT — 515, Nov. 20, 2016, at Washington

#### **Tie Game**

Green Bay 26, Minnesota 26, Nov. 24, 2013



## GREEN BAY 17, SEATTLE 9

Lambeau Field, Sunday, Sept. 10, 2017. Attendance: 78,381. Time: 3:09. Weather: 71° F, Humidity: 49 percent, Wind: S 1 mph

## GAME 1

GREEN BAY, Wis. (AP) — Mike Daniels can be a man of few words. The defensive lineman's play on the football field speaks volumes as to how important he has become to the Green Bay Packers.

Daniels' strip-sack of Russell Wilson deep in Seattle territory in the third quarter set up Ty Montgomery's 6-yard touchdown run on the next play to spark the Packers' 17-9 win on Sunday over the Seahawks.

A marquee season opener between two NFC heavyweights turned into a defensive slugfest, with Daniels landing the momentum-swinging punch. No talk about double moves or stunts. Daniels said he just flat-out beat guard Luke Joeckel to wreak havoc in the backfield.

Packers QB Aaron Rodgers was 28 of 42 for 311 yards and added a 32-yard touchdown pass to Jordy Nelson to make it an eight-point game late in the third quarter. Rodgers went deep to his favorite receiver on a free play that was extended after Seattle was flagged for having too many men on the field.

But the Green Bay defense fueled the victory.

Seattle managed just three field goals. Wilson was held to 14 of 27 for 158 yards. The Packers held decisive edges in total yardage (370-225) and first downs (26-12). Green Bay held the ball for 39 minutes.

Rodgers' regular-season streak of passes without an interception ended at a career-high 251. The Seahawks' defense, reinforced by the return of safety Earl Thomas, bottled up receivers from making many big plays and put plenty of pressure on Rodgers.

But the Packers started denying Seattle with runs or quick passes to Nelson, Randall Cobb and Montgomery in the second half, chewing up clock in the process.

The Packers again found a way to contain the Seahawks' dual-threat quarterback at Lambeau Field. He was 14 of 27 for 158 yards, and ran for 40 yards on the same field. Wilson threw five interceptions — three of which deflected off the hands of receivers — in a 38-10 loss.

In December on the same field, Wilson threw five interceptions — three of which deflected off the hands of receivers — in a 38-10 loss. Seattle cornerback Jeremy Lane was ejected after referee John Parry said he threw a punch during a scrum with Packers receiver Davante Adams.

The tussle occurred around the Packers' 30 during a play in which Nazair Jones intercepted Rodgers at 9:26 of the first quarter. It was Rodgers' first interception since Nov. 13, 2016, at Tennessee.

**OFFICIALS** — Referee: John Parry (132); Umpire: Mark Pellis (131); Down Judge: Michael Spanier (90); Line Judge: Jeff Seeman (45); Field Judge: David Maslow (118); Side Judge: Keith Washington (7); Back Judge: Perry Paganelli (46); Replay Official: James Oldham

### STARTING LINEUPS

#### Seattle Seahawks

Offense		Defense	
WR	89 D.Baldwin	LDE	72 M.Bennett
LT	70 R.Oldhambo	LDLT	90 J.Freed
LG	78 L.Joeckel	ROT	91 S.Richardson
C	63 J.Britt	RDE	56 C.Amali
RG	68 M.Giowinski	OLB	52 T.Gavin
RT	76 G.Gileti	MLB	54 B.Wagner
TE	88 J.Graham	OLB	50 K.Wright
WR	10 P.Richardson	LCB	25 R.Sherman
QB	3 R.Wilson	CB	20 J.Lane
FB	38 T.Wadden	SS	31 K.Chancellor
RB	32 C.Carlson	FS	29 E.Thomas

**GREEN BAY SUBSTITUTIONS** — K 2 M.Crosby, P 8 J.Vogel, WR 11 T.Davis, CB 20 K.King, FB 22 A.Ripkowski, CB 24 O.Rollins, S 25 M.Lewis, S 27 J.Jones, S 29 K.Brice, RB 30 J.Williams, RB 32 J.Plays, CB 36 L.Dunbar, LB 48 J.Thomas, LB 51 K.Fackell, LB 55 A.Brooks, LS 61 B.Goode, G 64 J.McCray, T 78 J.Springer, TE 82 R.Rodgers, WR 83 J.James, TE 84 L.Kendricks, LB 98 C.Odom, DT 99 R.Jean Francois, **DID NOT PLAY** — CB 7 B.Hundley, **INACTIVES** — CB 28 J.Hawkins, RB 33 A.Jones, CB 41 L.Pipkins, G 62 L.Patrick, T 75 B.Bulaga, DT 90 M.Adams, DT 91 O.Dal.

(33)(21)(41)

FIELD GOALS (made & missed)

M.Crosby

(40)

VISITOR:	Seattle Seahawks	1	2	3	4	OT	Total
HOME:	Green Bay Packers	0	0	14	3	0	17

Team	Qtr	Time	Play Description (Extra Point/Drive Info)	Visitor	Home
Seahawks	2	0:00	B.Wash 33 yd. Field Goal (8-74, 0:55)	3	0
Packers	3	10:33	T.Montgomery 6 yd. run (M.Crosby kick) (1-6, 0:06)	0	3
Seahawks	3	4:20	B.Wash 21 yd. Field Goal (11-71, 6:13)	3	7
Packers	4	0:17	J.Nelson 32 yd. pass from A.Rodgers (M.Crosby kick) (9-75, 4:03)	6	14
Packers	4	8:01	M.Crosby 40 yd. Field Goal (12-53, 5:37)	6	17
Seahawks	4	6:17	B.Wash 41 yd. Field Goal (7-52, 1:44)	9	17

### GREEN BAY DEFENSIVE STATISTICS (official)

UT	A	TEL	TI	SK	QBH	FE	FR	Int	PD
M.Daniels	7	2	3	9	1-5	2	1	0	0-0
O.Rollins	6	3	2	9	0-0	0	0	0-0	1
D.Randall	7	0	3	7	0-0	0	0	0-0	1
N.Perry	3	4	2	7	1-5	11	4	0	0-0
M.Burnett	3	2	0	5	0-0	0	0	0-0	3
B.Martinez	3	2	1	5	0-0	0	0	0-0	0
H.Clinton-Dix	4	0	4	0-0	0	0	0	0-0	1
K.Clark	1	3	0	4	0-0	1	0	0-0	1
Totals	40	19	10	59	3-23	8	1	1	0-0

Seattle Seahawks		ATT	CMP	YDS	SKYD	TD	LG	IN	RT
RUSHING		2	0	40	20.0	29	0	0	0
R.Wilson		6	0	39	6.5	30	0	0	0
C.Grosen		4	1	11	2.8	8	0	0	0
C.Possie		5	1	3	0.6	6	0	0	0
E.Lacy		1	0	-3	-3.0	-3	0	0	0
D.Baldwin		28	0	90	3.0	30	0	0	0
Total		27	14	158	3.2/3	0	34	0	69.7

ATT		CMP	YDS	SKYD	TD	LG	IN	RT
PASSING		27	14	158	3.2/3	0	34	0
R.Wilson		27	14	158	3.2/3	0	34	0
Total		27	14	158	3.2/3	0	34	0

PASS RECEIVING		NO	YDS	AVG	LG	TD
D.Baldwin		4	63	15.8	34	0
P.Richardson		4	59	14.8	28	0
J.Nelson		3	8	2.7	6	0
G.Carlson		1	10	10.0	10	0
M.Burnett		1	10	10.0	10	0
L.Kendricks		1	8	8.0	8	0
Total		14	158	11.3	34	0

INTERCEPTIONS		NO	YDS	AVG	LG	TD
N.Jones		1	24	24.0	24	0
Total		1	24	24.0	24	0

PUNTING		NO	YDS	AVG	NET	TB	IN20	LG
J.Ryan		6	275	45.8	45.8	0	4	59
Total		6	275	45.8	45.8	0	4	59

PUNT RETURNS		NO	YDS	AVG	FC	LG	TD
T.Lockett		1	7	7.0	4	7	0
Returns		1	7	7.0	4	7	0

KICK RETURNS		NO	YDS	AVG	FC	LG	TD
T.Lockett		3	91	30.3	0	43	0
(tback)		1	0	0.0	0	0	0
Returns		3	91	30.3	0	43	0

FUMBLES		Fum	Lost	Rec	Yds	TD	FF	Rec	Yds	TDB	Out
R.Wilson		1	1	0	0	0	0	0	0	0	0
Total		1	1	0	0	0	0	0	0	0	0

Green Bay Packers		ATT	CMP	YDS	SKYD	TD	LG	IN	RT
RUSHING		19	54	2.8	8	1	0	0	0
T.Montgomery		7	21	3.0	13	3	0	0	0
A.Rodgers		2	9	4.5	6	0	0	0	0
J.Williams		2	9	4.5	6	0	0	0	0
Total		28	84	3.0	13	1	0	0	0

ATT		CMP	YDS	SKYD	TD	LG	IN	RT
PASSING		42	28	311	4.2/5	1	321	1
A.Rodgers		42	28	311	4.2/5	1	321	1
Total		42	28	311	4.2/5	1	321	1

PASS RECEIVING		NO	YDS	AVG	LG	TD
R.Oldbo		9	85	9.4	29	0
J.Nelson		7	49	7.0	32	1
T.Montgomery		4	39	9.8	20	0
D.Adams		3	47	15.7	21	0
M.Burnett		2	45	22.5	28	0
L.Kendricks		2	18	9.0	9	0
Total		28	311	11.1	321	1

INTERCEPTIONS		NO	YDS	AVG	LG	TD
Total		0	--	--	--	0

PUNTING		NO	YDS	AVG	NET	TB	IN20	LG
J.Vogel		5	219	43.8	42.4	0	1	57
Total		5	219	43.8	42.4	0	1	57

PUNT RETURNS		NO	YDS	AVG	FC	LG	TD
T.Davis		2	0	0.0	1	0	0
(downed)		2	0	0.0	1	0	0
Returns		2	0	0.0	1	0	0

KICK RETURNS		NO	YDS	AVG	FC	LG	TD
(tback)		3	0	0.0	0	0	0
Returns		0	0	0.0	0	0	0

FUMBLES		Fum	Lost	Rec	Yds	TD	FF	Rec	Yds	TDB	Out
C.Linsley		1	0	0	-6	0	0	0	0	0	0
A.Rodgers		0	0	1	0	0	0	0	0	0	0
M.Daniels		0	0	0	0	0	1	0	0	0	0
K.Fackell		0	0	0	0	0	1	0	0	0	0
Total		1	0	1	-6	0	1	1	0	0	0

FGs - PATs had blocked		Seahawks	Packers
FGs - PATs had blocked		0-0	0-0

Net Punting Average		Seahawks	Packers
Net Punting Average		45.8	42.4

TOTAL RETURN YARDS (not inc. kickoffs)		Seahawks	Packers
TOTAL RETURN YARDS (not inc. kickoffs)		31	2-0

No. and Yards Kickoff Returns		Seahawks	Packers
No. and Yards Kickoff Returns		0-0	0-0

No. and Yards Interception Returns		Seahawks	Packers
No. and Yards Interception Returns		1-24	0-0

PENALTIES Number and Yards		Seahawks	Packers
PENALTIES Number and Yards		8-50	8-70

FUMBLES Number and Lost		Seahawks	Packers
FUMBLES Number and Lost		1-1	1-0

TOUCHDOWNS		Seahawks	Packers
TOUCHDOWNS		0	2

Rushing		Seahawks	Packers
Rushing		0	1

Passing		Seahawks	Packers
Passing		0	1

EXTRA POINTS Made-Attempts		Seahawks	Packers
EXTRA POINTS Made-Attempts		0-0	2-2

Kicking Made-Attempts		Seahawks	Packers
Kicking Made-Attempts		0-0	2-2

FIELD GOALS Made-Attempts		Seahawks	Packers
FIELD GOALS Made-Attempts		3-3	1-1

RED-ZONE EFFICIENCY		Seahawks	Packers
RED-ZONE EFFICIENCY		0-2-0%	1-1-100%

GOAL-TO-GO EFFICIENCY		Seahawks	Packers
GOAL-TO-GO EFFICIENCY		0-1-0%	1-1-100%

SAFETIES		Seahawks	Packers
SAFETIES		9	0

FINAL SCORE		Seahawks	Packers
FINAL SCORE		17	9

TIME OF POSSESSION		Seahawks	Packers
TIME OF POSSESSION		20:47	39:13

ATLANTA (AP) — Matt Ryan and the Atlanta Falcons picked up where they left off against the Green Bay Packers, building a big halftime lead on the way to a 34-23 victory Sunday night. The remainder of last season's NFC championship game was essentially a repeat. Ryan threw for 232 yards and a touchdown, Devonta Freeman had a couple of scoring runs, and Desmond Trufant darted to the end zone off an attempted pass by Packers quarterback Aaron Rodgers that was ruled a fumble.

Back in January at the Georgia Dome, Atlanta earned a trip to the Super Bowl by racing to a 31-0 edge early in the third quarter on the way to a 44-21 blowout of the Packers.

In the first regular-season NFL game at \$1.5 billion Mercedes-Benz Stadium — and the first sporting event in which the facility's camera lens-like roof was open — the Falcons put on quite a show to mark the occasion.

They were ahead 24-7 at halftime and 31-7 less than a minute into the third quarter. Ryan threw for 201 yards in the first half, getting Julio Jones involved in the offense. Freeman rushed for 84 yards, and Terin Coleman clipped in with 42 on the ground plus a touchdown catch. Trufant not only scored a defensive touchdown, he came up with a crucial interception near the end of the first half.

On the opening possession, Ryan guided a nine-play, 86-yard drive that was reminiscent of the league's highest-scoring team a year ago. Jones hauled in two passes for 53 yards and the Falcons didn't get to third down until they were at the Green Bay 1. Freeman powered in from there to make it 7-0.

The Packers (1-1) responded with a 75-yard drive of their own, capped by Ty Montgomery's 1-yard TD run. But it was downhill from there for Rodgers and his offense, which was missing both of its starting tackles and lost receiver Jordy Nelson early on with a quadriceps injury. The Packers lost several more players during the game.

Atlanta led 17-7 after Freeman's second TD run from 2 yards out and Matt Ryan's 51-yard field goal. Then, the game totally got away from Rodgers and the Packers near the end of the first half. Three penalties in four plays — one a disputed offensive pass interference that wiped out a 36-yard gain — pushed Green Bay back to its own 3 before Rodgers lofted a pass down the right sideline that was picked off easily by Trufant at the 36.

Ryan hit Mohamed Sanu with a 21-yard pass, setting up a 33-yard scoring pass to Coleman with 24 seconds remaining.

On the second play of the second half, Rodgers was hit by 2016 sack leader Vic Beasley Jr. attempting to throw, the ball wobbling out of his hand for what appeared an incomplete pass. But Trufant wisely scooped it up and scored into the end zone for what was ruled a 15-yard touchdown.

The Packers finally shoved a bit of fire with a couple of fourth-quarter touchdowns, including Rodgers' 300th career scoring pass.

**OFFICIALS** — Referee: Walt Anderson (66); Umpire: Carl Paganelli (124); Down Judge: Jerod Phillips (6); Line Judge: Byron Boston (18); Field Judge: John Jenkins (117); Side Judge: Laird Hayes (125); Back Judge: Gregory Wilson (119); Replay Official: Billy Smith

### STARTING LINEUPS

#### Green Bay Packers

Offense		Defense	
WR	87 J.Nelson	NT	97 K.Clark
LT	68 K.Murphy	DT	76 M.Daniels
LG	65 L.Taylor	LOLB	52 C.Matthews
C	63 C.Linsley	ILB	42 M.Burnett
RG	73 J.Evans	ILB	50 B.Mattinez
TE	64 J.McCray	ROLB	53 N.Perry
RT	80 M.Bennett	LCB	31 D.House
WR	18 R.Cobb	RCB	23 D.Randall
WR	17 D.Adams	CB	24 O.Holins
CB	12 A.Rodgers	SS	29 K.Brice
RB	88 T.Montgomery	FS	21 H.Clinton-Dix

#### Atlanta Falcons

Offense		Defense	
WR	11 Ju.Jones	CB	34 B.Prole
LT	70 J.Matthews	DT	92 D.Prie
LG	67 A.Levitre	DT	97 G.Jarrett
C	51 A.Mack	DE	99 A.Claydon
RG	71 W.Schweitzer	LB	44 V.Beasley
RT	73 R.Schraeder	LB	45 D.Jones
TE	81 A.Hooper	LB	59 D.Campbell
WR	12 M.Sanu	CB	23 R.Rford
WR	24 M.Ryan	CB	27 D.Trufant
CB	29 K.Brice	S	37 Ralien
RB	18 T.Gabriel	S	22 K.Meal

**GREEN BAY SUBSTITUTIONS** — K 2 M.Crosby, P 8 J.Vogel, WR 11 T.Davis, CB 20 K.King, FB 22 A.Ripkowski, S 25 M.Evans, S 27 J.Jones, CB 28 J.Hawkins, RB 30 J.Williams, RB 33 A.Jones, LB 47 J.Ryan, LB 48 J.Thomas, LB 51 K.Fackrell, LS 61 B.Goode, G 62 L.Patrick, WR 81 G.Allison, TE 82 R.Rodgers, WR 83 J.Janis, TE 84 L.Kendricks, DT 91 O.Dial, DE 94 D.Lowry, **DID NOT PLAY** — CB 7 B.Hundley, G 77 A.Pankey, LB 98 C.Odom, **INACTIVES** — RB 33 D.Mays, CB 41 L.Pipkins, LB 55 A.Brooks, T 69 D.Barkham, T 75 B.Buega, T 78 J.Spriggs, DT 90 M.Adams.

#### FIELD GOALS (made ) & missed)

M.Crosby	(28)	M.Bryant	(51) (53)
----------	------	----------	-----------

VISITOR:	Green Bay Packers	Atlanta Falcons	Home:
		1 7	2 3 4 0
		7 7	17 10 13 0

Qtr	Time	Play Description (Extra Point/Drive Info)	Score	Visitor	Home
1	9:51	D.Freeman 1 yd. run (M.Bryant kick) (9-86, 5:09)	0-0	0	7
1	3:43	T.Montgomery 1 yd. run (M.Crosby kick) (11-75, 6:08)	0-0	0	7
2	11:10	D.Freeman 2 yd. run (M.Bryant kick) (10-87, 4:12)	0-0	0	7
2	3:21	M.Bryant 51 yd. Field Goal (7-58, 3:53)	0-3	7	14
2	0:19	T.Coleman 3 yd. pass from M.Ryan (M.Bryant kick) (4-36, 0:28)	0-3	7	17
3	14:04	D.Trufant 15 yd. fumble return (M.Bryant kick)	0-3	7	24
3	9:33	M.Crosby 28 yd. Field Goal (11-65, 4:31)	0-6	7	31
3	4:19	M.Bryant 53 yd. Field Goal (10-40, 5:14)	0-9	7	34
4	12:42	D.Adams 33 yd. pass from A.Rodgers (pass failed) (13-75, 6:37)	0-9	16	34
4	5:51	T.Montgomery 1 yd. pass from A.Rodgers (M.Crosby kick) (8-86, 3:44)	0-9	23	34

#### GREEN BAY DEFENSIVE STATISTICS (official)

UT	A	TEL	TT	Sck	QBH	FF	ER	Int	PD	UT	A	TEL	TT	Sck	QBH	FF	ER	Int	PD
H.Clinton-Dix	5	1	0	6	0-0	0	0	0-0	0	Q.Rollins	3	0	0	3	0-0	0	0	0	0-0
B.Martinez	5	0	2	5	1-8	0	0	0-0	0	K.Clark	2	1	0	3	0-0	0	0	0	0-0
C.Matthews	5	0	3	51-155	1	0	0	0-0	0	J.Jones	2	1	1	3	0-0	0	0	0	0-0
J.Ryan	5	0	0	5	0-0	0	0	0-0	0	K.King	2	1	0	3	0-0	0	0	0	0-0
K.Brice	4	0	0	4	0-0	0	0	0-0	0	D.Randall	2	1	0	3	0-0	0	0	0	0-0
M.Burnett	4	0	0	4	0-0	0	0	0-0	1	D.Lowry	0	3	0	3	0-0	0	0	0	0-0
N.Perry	3	1	0	4	0-0	3	0	0-0	0	J.Thomas	2	0	1	2	0-55	0	0	0	0-0
O.Dial	3	0	1	3	0-0	0	0	0-0	0	K.Fackrell	0	1	0	1	0	0	0	0	0-0
D.House	3	0	0	3	0-0	0	0	0-0	0	<b>Totals</b>	50	10	8	60	3-29	5	0	0	0-0

Green Bay Packers		ATT	CMP	YDS	SKYD	TD	LG	IN	RT
<b>RUSHING</b>		10	35	100	3.5	7	1		
T.Montgomery		1	10	100	10	0	0		
R.Cobb		2	8	40	4	0	0		
A.Rodgers		2	6	30	3	0	0		
J.Williams		15	59	3.9	10	1			

<b>PASSING</b>		50	33	343	3.65	2	33	1	90.7
A.Rodgers		50	33	343	3.65	2	33	1	90.7

PASS RECEIVING		NO	YDS	AVG	LG	TD
D.Adams		8	99	12.4	33	1
T.Montgomery		6	75	12.5	23	1
R.Cobb		6	60	10.0	18	0
M.Bennett		5	47	9.4	18	0
G.Allison		3	24	8.0	13	0
R.Rodgers		2	22	11.0	14	0
T.Davis		1	9	9.0	9	0
J.Williams		1	5	5.0	5	0
A.Ripkowski		1	2	2.0	2	0
A.Ripkowski		33	343	10.4	33	2

INTERCEPTIONS		NO	YDS	AVG	LG	TD
Total		0	0	0.0	0	0

PUNTING		NO	YDS	AVG	NET	TB	IN20	LG
J.Vogel		3	119	39.7	39.7	0	1	47
Total		3	119	39.7	39.7	0	1	47

PUNT RETURNS		NO	YDS	AVG	FC	LG	TD
T.Davis		0	0	0.0	0	0	0
(downed)		1	0	0.0	0	0	0
Returns		0	0	0.0	3	0	0

KICK RETURNS		NO	YDS	AVG	FC	LG	TD
(back)		7	0	0.0	0	0	0
Returns		0	0	0.0	0	0	0

FUMBLES		FumLost	Rec	Yds	TD	FF	Rec	Yds	TDBds
A.Rodgers		1	1	0	0	0	0	0	0
Total		1	1	0	0	0	0	0	0

Atlanta Falcons		ATT	CMP	YDS	SKYD	TD	LG	IN	RT
<b>RUSHING</b>		16	84	4.4	17	2			
D.Freeman		9	6	42	7.0	35	0		
T.Coleman		1	4	8	8.0	7	0		
M.Ryan		1	7	7.0	8	0			
T.Gabriel		27	141	5.2	35	2			

<b>PASSING</b>		28	19	252	3.29	1	34	0	108.0
M.Ryan		28	19	252	3.29	1	34	0	108.0

PASS RECEIVING		NO	YDS	AVG	LG	TD
Ju.Jones		5	108	21.6	34	0
M.Sanu		5	85	17.0	24	0
D.Freeman		2	16	8.0	10	0
T.Gabriel		2	14	7.0	12	0
A.Hooper		2	7	3.5	4	0
T.Coleman		2	3	1.5	3t	0
J.Hardy		1	19	19.0	19	1

INTERCEPTIONS		NO	YDS	AVG	LG	TD
D.Trufant		1	0	0.0	0	0
Total		1	0	0.0	0	0

PUNTING		NO	YDS	AVG	NET	TB	IN20	LG
M.Bosher		4	165	41.3	41.3	0	3	50
Total		4	165	41.3	41.3	0	3	50

PUNT RETURNS		NO	YDS	AVG	FC	LG	TD
A.Roberts		1	0	0.0	0	0	0
(downed)		2	0	0.0	0	0	0
Returns		1	0	0.0	0	0	0

KICK RETURNS		NO	YDS	AVG	FC	LG	TD
A.Roberts		2	31	15.5	0	16	0
(back)		2	0	0.0	0	0	0
Returns		2	31	15.5	0	16	0

FUMBLES		FumLost	Rec	Yds	TD	FF	Rec	Yds	TDBds
V.Beasley		0	0	0	0	1	0	0	0
D.Trufant		0	0	0	0	0	1	15	1
Total		0	0	0	0	1	1	15	1

TOTAL FIRST DOWNS		Visitor	Home
By Rushing		24	19
By Passing		18	7
By Penalty		4	12
THIRD-DOWN EFFICIENCY		5-12-42%	5-11-45%
FOURTH-DOWN EFFICIENCY		3-3-100%	0-0-0%
TOTAL NET YARDS		367	364
Total Offensive Plays		68	58
Average gain per offensive play		5.4	6.3
<b>NET YARDS RUSHING</b>		59	141
Total Rushing Plays		15	27
Average gain per rushing play		3.9	5.2
Tackles for a loss-number and yards		-1-2	3-4
<b>NET YARDS PASSING</b>		308	223
Times thrown - Yards lost att. to pass.		3-35	3-29
Gross yards passing		343	252
<b>PASS ATT-COMP-INT</b>		50-33-1	28-19-0
Average gain per pass play		5.8	7.2
<b>KICKOFFS Number-In EZ-Touchbacks</b>		5-4-3	7-7-7
PUNTS Number and Average		3-39.7	4-41.3
Had Blocked		0	0

FGs - PATs had blocked		Visitor	Home
FGs - PATs had blocked		0-0	0-0
<b>Net Punting Average</b>		39.7	41.3
<b>TOTAL RETURN YARDS (not inc. kickoffs)</b>		0	1-0
No. and Yards Punt Returns		0-0	1-0
No. and Yards Kickoff Returns		0-0	2-31
No. and Yards Interception Returns		0-0	1-0
<b>PEALTIES Number and Yards</b>		10-70	6-34
<b>FUMBLES Number and Lost</b>		1-1	0-0
<b>TOUCHDOWNS</b>		3	4
Rushing		1	2
Passing		2	1
Fumbles		0	1
<b>EXTRA POINTS Made-Attempts</b>		2-3	4-4
Kicking Made-Attempts		2-2	4-4
Passing Made-Attempts		0-1	0-0
<b>FIELD GOALS Made-Attempts</b>		1-1	2-2
RED-ZONE EFFICIENCY		2-3-67%	3-3-100%
<b>GOAL-TO-GO EFFICIENCY</b>		3-3-100%	3-3-100%
<b>SAFETIES</b>		0	0
<b>FINAL SCORE</b>		23	34
<b>TIME OF POSSESSION</b>		31:23	28:37

# GAME 3

2017. Attendance: 78,323. Time: 3:18. Weather: 89° F, Humidity: 44 percent, Wind: S 8 mph

GAME 3

Cincinnati Bengals													Green Bay Packers																
RUSHING													RUSHING																
Player	ATT	YDS	AVG	LG	TD								Player	ATT	YDS	AVG	LG	TD											
J. Dixon	18	62	3.4	20	0								T. Montgomery	12	35	2.9	18	0											
G. Bernard	7	23	3.3	25	0								A. Rodgers	4	6	1.5	6	0											
J. Hill	2	-2	-1.0	8	0								J. Williams	1	6	6.0	6	0											
A. Dalton	30	110	3.7	25	0								Total	17	64	3.8	13	0											
PASSING													PASSING																
Player	ATT	CMP	YDS	SKYD	TD	LG	IN	RT					Player	ATT	CMP	YDS	SKYD	TD	LG	IN	RT								
A. Dalton	27	21	212	3/21	2	21	0	124.1					A. Rodgers	42	28	313	6/33	3	72	1	102.6								
Total	27	21	212	3/21	2	21	0	124.1					Total	42	28	313	6/33	3	72	1	102.6								
PASS RECEIVING													PASS RECEIVING																
Player	NO	YDS	AVG	LG	TD								Player	NO	YDS	AVG	LG	TD											
A. Green	10	111	11.1	20	1								T. Montgomery	8	15	1.9	5	0											
J. Mixon	3	39	13.0	21	0								G. Allison	6	122	20.3	72	0											
T. Kroft	3	28	9.3	14	0								J. Nelson	6	52	8.7	23	0											
G. Bernard	2	12	6.0	6t	1								D. Adams	3	60	20.0	41	2											
T. Boyd	1	11	11.0	11	0								M. Bennett	3	12	4.0	6	0											
J. Hill	1	1	6.0	6	0								L. Kendrick	2	52	26.0	51	1											
B. LaFell	1	5	5.0	5	0								Total	28	313	11.2	72	3</											

2017. Attendance: 78,323. Time: 3:18. Weather: 89° F, Humidity: 44 percent, Wind: S 8 mph

GAME 3

Cincinnati Bengals													Green Bay Packers																																	
RUSHING													RUSHING																																	
	ATT	YDS	AVG	LG	TD									ATT	YDS	AVG	LG	TD					LG	TD																						
J. Dixon	18	62	3.4	20	0								T. Montgomery	12	35	2.9	18	0					18	0																						
G. Bernard	7	23	3.3	25	0								A. Rodgers	4	6	1.5	6	0					6	0																						
J. Hill	2	-2	-1.0	8	0								J. Williams	1	6	6.0	6	0					6	0																						
A. Dalton	30	110	3.7	25	0								Total	17	64	3.8	13	0					13	0																						
PASSING													PASSING																																	
	ATT	CMP	YDS	SKYD	TD	LG	IN	RT						ATT	CMP	YDS	SKYD	TD	LG	IN	RT	LG	TD																							
A. Dalton	27	21	212	3/21	2	21	0	124.1					A. Rodgers	42	28	313	6/33	3	72	1	102.6	72	1																							
Total	27	21	212	3/21	2	21	0	124.1					Total	42	28	313	6/33	3	72	1	102.6	72	1																							
PASS RECEIVING													PASS RECEIVING																																	
	NO	YDS	AVG	LG	TD									NO	YDS	AVG	LG	TD					LG	TD																						
A. Green	10	111	11.1	20	1								T. Montgomery	8	15	1.9	5	0					5	0																						
J. Dixon	3	39	13.0	21	0								G. Allison	6	122	20.3	72	0					72	0																						
T. Kroft	3	28	9.3	14	0								J. Nelson	6	52	8.7	23	0					23	0																						
G. Bernard	2	12	6.0	6t	1								D. Adams	3	60	20.0	41	2					41	2																						
T. Boyd	1	11	11.0	11	0								M. Bennett	3	12	4.0	6	0					6	0																						
J. Hill	1	1	6.0	6	0								L. Kendrick	2	52	26.0	51	1					51	1																						
B. LaFell	21	212	10.1	21	2																																									
Total	21	212	10.1	21	2																																									
INTERCEPTIONS													INTERCEPTIONS																																	
	NO	YDS	AVG	LG	TD									NO	YDS	AVG	LG	TD					LG	TD																						
W. Jackson	1	75	75.0	75t	1								Total	0	0	0.0	0.0	0					0.0	0																						
Total	1	75	75.0	75t	1								Total	0	0	0.0	0.0	0					0.0	0																						
PUNTING													PUNTING																																	
	NO	YDS	AVG	NET	TB								IN20	LG										NO	YDS	AVG	NET	TB	IN20	LG																
K. Huber	6	296	49.3	37.7	0								1	58									J. Vogel	6	296	49.3	44.2	0	2	61																
Total	6	296	49.3	37.7	0								1	58									Total	6	296	49.3	44.2	0	2	61																
PUNT RETURNS													PUNT RETURNS																																	
	NO	YDS	AVG	FC	LG								TD											NO	YDS	AVG	FC	LG	TD																	
A. Erickson (out of bounds)	4	31	7.8	0	20								0										T. Davis	5	70	14.0	1	33	0																	
W. Jackson	1	1	0.0	0	0								0										Returns	5	70	14.0	1	33	0																	
Returns	5	31	6.2	0	20	0							KICK RETURNS	5	70	14.0	1	33	0																											
KICK RETURNS													KICK RETURNS																																	
	NO	YDS	AVG	FC	LG	TD								NO	YDS	AVG	FC	LG	TD																											
A. Erickson (t back)	5	20	20.0	0	20	0							(out of bounds)	1	0	0.0	0	0	0																											
Returns	1	20	20.0	0	20	0							(t back)	4	0	0.0	0	0	0																											
Total	1	20	20.0	0	20	0							Returns	0	0	0.0	0	0	0																											
FUMBLES													FUMBLES																																	
	FumLost	Rec	Yds	TD	FF	Rec	Yds	TDBds						FumLost	Rec	Yds	TD	FF	Rec	Yds	TDBds																									
W. Jackson	1	1	0	0	0	0	0	0					Q. Rollins	0	0	0	0	0	1	1	0	0																								
Total	1	1	0	0	0	0	0	0					Total	0	0	0	0	0	1	1	0	0																								
TOTAL FIRST DOWNS													TOTAL FIRST DOWNS																																	
By Rushing..... 6													By Rushing..... 6																																	
By Passing..... 13													By Passing..... 13																																	
By Penalty..... 3													By Penalty..... 3																																	
THIRD-DOWN EFFICIENCY..... 4-12-33%													THIRD-DOWN EFFICIENCY..... 7-15-47%																																	
FOURTH-DOWN EFFICIENCY..... 0-0-0%													FOURTH-DOWN EFFICIENCY..... 0-0-0%																																	
TOTAL NET YARDS..... 301													TOTAL NET YARDS..... 344																																	
Total Offensive Plays..... 60													Total Offensive Plays..... 65																																	
Average gain per offensive play..... 5.0													Average gain per offensive play..... 5.3																																	
NET YARDS RUSHING..... 110													NET YARDS RUSHING..... 110																																	
Total Rushing Plays..... 30													Total Rushing Plays..... 30																																	
Average gain per rushing play..... 3.7													Average gain per rushing play..... 3.8																																	
Tackles for a loss-number and yards..... 6-13													Tackles for a loss-number and yards..... 1-2																																	
NET YARDS PASSING..... 191													NET YARDS PASSING..... 280																																	
Times thrown - yards lost att. to pass..... 3-21													Times thrown - yards lost att. to pass..... 6-33																																	
Gross yards passing..... 212													Gross yards passing..... 313																																	
PASS ATT-COMP-INT..... 27-21-0													PASS ATT-COMP-INT..... 42-28-1																																	
Average gain per pass play..... 6.4													Average gain per pass play..... 5.8																																	
KICKOFFS Number-In EZ-Touchbacks..... 5-4-4													KICKOFFS Number-In EZ-Touchbacks..... 6-5-5																																	
PUNTS Number and Average..... 6-49.3													PUNTS Number and Average..... 6-49.3																																	
Had Blocked..... 0													Had Blocked..... 0																																	

**GREEN BAY, Wis.** — The Green Bay Packers keep finding ways to win despite more key injuries. The Chicago Bears never recovered from a miserable start by quarterback Mike Glennon.

Aaron Rodgers threw four touchdown passes, and the injury-riddled Packers converted three turnovers into scores in an eventful 35-14 victory over the Chicago Bears on Thursday night.

Rodgers connected with Davante Adams and Randall Cobb on short touchdown passes to help build a 21-0 lead in the second quarter of a game delayed 45 minutes by lightning between the first two quarters. The Packers overpowered the Bears down the stretch to slog out a win as intermittent rain fell at Lambeau Field.

The Packers (3-1) lost two more key players to injuries. Adams left the field on a stretcher after getting hit in the head during a tackle by Danny Treanin in the third quarter. Running back Ty Montgomery was knocked out in the first quarter with a chest injury.

But the Packers capitalized on an awful start by Glennon, who accounted for four turnovers. He fumbled on his first snap on a strip sack by Clay Matthews. Rodgers hit Cobb for a 2-yard touchdown pass three plays later for a 7-0 lead.

Glennon fumbled on his next series, too, but the Packers couldn't score on that drive. It was only a matter of time because the mistakes kept mounting.

Glennon threw his second interception with 2:54 left in the third quarter. Six plays later, receiver Jordy Nelson caught his second touchdown pass, an 8-yarder from Rodgers, to make it a 28-point lead.

Rodgers was 18 of 26 for 179 yards. He poked apart the Bears (1-3) on short, quick passes, a game plan in part necessitated by a patchwork offensive line. The Packers played without starting backs David Bakhtiari and Bryan Bulaga, and their three backup backs are already on injured reserve.

The injury to Adams cast a pall late in the third quarter. The game was delayed for about five minutes while medical personnel tended to the receiver, who gave a thumbs-up signal as he was wheeled off the field. The Packers said Adams was conscious and taken to a hospital for evaluation for possible head and neck injuries, and that he had feeling in all of his extremities.

Both the Packers and Bears were coming off overtime wins Sunday. Glennon finished 21 of 33 for 216 yards and one touchdown.

The Packers are 95-94-6 against the Bears, their first lead in the series since 1933. It's the oldest rivalry in football, dating to 1923. Matthews' sack on Glennon in the first quarter was the 75th of his career, breaking the franchise record (since 1982) held by Kaberé Gbaja-Biamile.

Packers rookie Aaron Jones, a fifth-round draft pick, had a team-high 49 yards on 13 carries and a 2-yard touchdown run in the second quarter. He was the only active running back left on the roster with Montgomery and backup Jamaal Williams (knee) both knocked out of the game.

**OFFICIALS** — Referee: John Hussey (35); Umpire: Tony Munchie (115); Down Judge: Ed Walker (123); Line Judge: Don Martinucci (107); Field Judge: Jimmy Buchanan (68); Side Judge: Allen Baynes (66); Back Judge: Keith Ferguson (61); Replay Official: Mike Wimmer

**STARTING LINEUPS**

**Chicago Bears**

**Offense**

WR	13 K.Wright	DE	96 A.Hicks
TE	88 D.Sims	NT	91 E.Goldman
RT	70 B.Masse	OLB	97 W.Young
RG	75 K.Long	ILB	52 C.Jones
C	65 C.Whitehair	ILB	59 D.Trevathan
LG	71 J.Strom	OLB	94 L.Royd
LT	72 C.Leno	CB	37 B.Calahan
TE	86 Z.Miller	S	38 A.Amos
QB	8 M.Glennon	S	39 E.Amos
RB	15 J.Bellamy	CB	31 M.Cooper
RB	24 J.Howard	CB	23 K.Hiller

**Defense**

WR	87 J.Nelson	DE	94 D.Lowry
LT	65 L.Taylor	DE	97 K.Clark
LG	62 L.Patrick	DT	91 D.Dial
C	63 C.Linsley	LOLB	52 C.Matthews
RG	47 J.Ryan	ILB	47 J.Ryan
RT	60 M.Bennett	ILB	50 B.Martinez
TE	80 M.Bennett	ROLB	55 A.Brooks
CB	18 R.Cobb	LCB	23 D.Randall
WR	17 D.Adams	SS	42 M.Burnett
RB	12 A.Rodgers	SS	40 M.Burnett
RB	88 T.Montgomery	FS	21 H.Clinton-Dix

**Green Bay Packers**

**Offense**

WR	87 J.Nelson	DE	94 D.Lowry
LT	65 L.Taylor	DE	97 K.Clark
LG	62 L.Patrick	DT	91 D.Dial
C	63 C.Linsley	LOLB	52 C.Matthews
RG	47 J.Ryan	ILB	47 J.Ryan
RT	60 M.Bennett	ILB	50 B.Martinez
TE	80 M.Bennett	ROLB	55 A.Brooks
CB	18 R.Cobb	LCB	23 D.Randall
WR	17 D.Adams	SS	42 M.Burnett
RB	12 A.Rodgers	SS	40 M.Burnett
RB	88 T.Montgomery	FS	21 H.Clinton-Dix

**Defense**

WR	87 J.Nelson	DE	94 D.Lowry
LT	65 L.Taylor	DE	97 K.Clark
LG	62 L.Patrick	DT	91 D.Dial
C	63 C.Linsley	LOLB	52 C.Matthews
RG	47 J.Ryan	ILB	47 J.Ryan
RT	60 M.Bennett	ILB	50 B.Martinez
TE	80 M.Bennett	ROLB	55 A.Brooks
CB	18 R.Cobb	LCB	23 D.Randall
WR	17 D.Adams	SS	42 M.Burnett
RB	12 A.Rodgers	SS	40 M.Burnett
RB	88 T.Montgomery	FS	21 H.Clinton-Dix

**GREEN BAY SUBSTITUTIONS** — K 2 M.Crosby, OB 7 B.Hendley, P 8 J.Vogel, WR 11 T.Davis, RB 22 A.Ripkowski, CB 24 O.Rollins, S 25 M.Evans, S 27 J.Jones, CB 28 J.Hawkins, S 29 K.Brice, RB 30 J.Williams, RB 33 J.Jones, LB 48 J.Thomas, LB 51 K.Rackell, LB 53 N.Perry, LS 59 T.Peper, WR 81 G.Allison, TE 82 R.Rodgers, WR 83 J.Jones, TE 84 L.Kendricks, LB 98 C.Odom, DT 99 R.Jean Francois, **DID NOT PLAY** — T 74 U.John, GT 77 A.Pankey, **INACTIVES** — CB 31 D.House, RB 32 D.Mays, CB 41 L.Pipkins, T 69 D.Bakhtiari, T 75 B.Bulaga, DT 76 M.Daniels, DT 90 M.Adams.

**FIELD GOALS (made / & missed)**

C.Barth 47WR

Chicago Bears	1	2	3	4	OT	Total
Green Bay Packers	0	7	7	7	0	14

Qtr	Time	Play Description (Extra Point/Drive Info)	Visitor	Home
1	9:49	D.Adams 5 yd. pass from A.Rodgers (M.Crosby kick) (10-75, 5:11)	0	7
1	8:56	R.Cobb 2 yd. run (M.Crosby kick) (3-3, 0:45)	0	14
1	4:48	A.Jones 2 yd. run (M.Crosby kick) (2-60, 0:40)	0	21
2	0:08	K.Wright 5 yd. pass from M.Glennon (C.Barth kick) (7-72, 1:33)	7	21
3	4:09	J.Nelson 4 yd. pass from A.Rodgers (M.Crosby kick) (13-63, 7:43)	7	28
4	14:54	J.Nelson 8 yd. pass from A.Rodgers (M.Crosby kick) (6-42, 2:51)	7	35
4	6:01	J.Howard 3 yd. run (C.Barth kick) (15-75, 8:53)	14	35

**GREEN BAY DEFENSIVE STATISTICS (official)**

UT	A	TE	TI	Sck	QBH	FF	FR	Int	PD
M.Burnett	9	1	10	0-0	1	0	0	0	0
H.Clinton-Dix	5	3	0	8-0	0	0	1-3	1	0
B.Martinez	5	3	0	8-0	0	0	1	0-0	0
J.Hawkins	5	2	0	7-0	0	0	0	0-0	3
J.Jones	5	0	1	5-0	0	0	0	0-0	0
D.Randall	5	0	1	5-0	0	0	0	0-0	0
O.Dial	4	1	0	5-0	0	0	0	0-0	1
J.Ryan	2	3	0	5-0	1	0	1	0-0	1
K.Brice	3	1	0	4-0	0	0	0	1-11	1
N.Perry	3	1	0	4-0	1	0	0	0-0	0
<b>Totals</b>	<b>57</b>	<b>16</b>	<b>5</b>	<b>73</b>	<b>1-13</b>	<b>7</b>	<b>1</b>	<b>2</b>	<b>2-14</b>

Chicago Bears					
RUSHING	ATT	YDS	AVG	LG	TD
Jo Howard	18	53	2.9	16	1
B.Cunningham	5	26	5.2	12	0
T.Cohen	6	24	4.0	7	0
M.Glennon	1	0	0.0	0	0
Total	30	103	3.4	16	1

PASSING								
	ATT	CMP	YDS	SKYD	TD	LG	IN	RT
M.Glennon	33	21	218	1/13	1	29	2	67.5
Total	33	21	218	1/13	1	29	2	67.5

PASS RECEIVING					
	NO	YDS	AVG	LG	TD
D.Thompson	5	44	8.8	15	0
K.Wright	4	51	12.8	22	1
T.Cohen	4	24	6.0	15	0
J.Bellamy	3	36	12.0	15	0
Z.Miller	2	45	22.5	29	0
Jo.Howard	2	10	5.0	7	0
D.Sims	2	8	4.0	8	0
Total	21	218	10.4	29	1

INTERCEPTIONS				
NO	YDS	AVG	LG	TD

Total	0	0	0.0	0	0		
<b>PUNTING</b>	<b>NO</b>	<b>YDS</b>	<b>AVG</b>	<b>NET</b>	<b>TB</b>	<b>IN20</b>	<b>LG</b>
P.O'Donnell	3	147	49.0	47.3	0	2	59
Total	3	147	49.0	47.3	0	2	59

PUNT RETURNS						
	NO	YDS	AVG	FC	LG	TD
T.Cohen	2	7	3.5	0	9	0
(downed)	1	0	0.0	0	0	0
(out of bounds)	2	0	0.0	0	0	0
Returns	2	7	3.5	0	9	0

KICK RETURNS						
	NO	YDS	AVG	FC	LG	TD
D.Thompson	1	27	27.0	0	27	0
B.Cunningham	1	25	25.0	0	25	0
(back)	4	0	0.0	0	0	0
Returns	2	52	26.0	0	27	0

FUMBLES									
	Own			Opp			Out		
	FumLost	Rec	Yds	TD	FF	Rec	Yds	TDBds	
M.Glennon	2	2	0	0	0	0	0	0	0
Total	2	2	0	0	0	0	0	0	0

Green Bay Packers					
	ATT	YDS	AVG	LG	TD
RUSHING					
A.Jones	13	49	3.8	11	1
T.Montgomery	5	28	5.6	11	0
J.Williams	4	11	2.8	4	0
A.Ripkowski	1	4	4.0	4	0
A.Rodgers	1	1	-1.0	-1	0
Total	24	91	3.8	11	1

PASSING								
	ATT	CMP	YDS	SKYD	TD	LG	IN	RT
A.Rodgers	26	18	179	2/10	4	58	0	128.0
B.Hendley	1	1	0	0/0	0	0	0	79.2
Total	27	19	179	2/10	4	58	0	127.9

PASS RECEIVING					
	NO	YDS	AVG	LG	TD
M.Bennett	6	39	6.5	26	0
J.Nelson	4	75	18.8	58	2
R.Cobb	4	44	11.0	26	1
D.Adams	2	13	6.5	8	1
A.Ripkowski	2	6	3.0	6	0
J.Williams	1	2	2.0	2	0
L.Kendricks	1	0	0.0	0	0
Total	19	179	9.4	58	4

INTERCEPTIONS				
NO	YDS	AVG	LG	TD

PUNTING						
K Brice	1	11	1.0	11	0	0
H Clinton-Dix	1	3	3.0	3	0	0
Total	2	14	7.0	11	0	0
Total						
Total						

PUNT RETURNS						
NO	YDS	AVG	FC	LG	TD	
T.Davis	1	5	5.0	2	5	0
Returns	1	5	5.0	2	5	0

KICK RETURNS						
NO	YDS	AVG	FC	LG	TD	
3	0	0.0	0	0	0	(back)
Returns	0	0.0	0	0	0	

	Own		Opp		Out	
FUMBLES	FumLost	Rec Yds	TD	FF Rec	Yds	TDBds
C Matthews	0	0	0	1	0	0
B Martinez	0	0	0	0	1	0
J Ryan	0	0	0	0	1	0
Total	0	0	0	1	2	0

TOTAL FIRST DOWNS									
Visitor					Home				
By Rushing					By Rushing				
By Passing					By Passing				
By Penalty					By Penalty				
THIRD-DOWN EFFICIENCY					THIRD-DOWN EFFICIENCY				
FOURTH-DOWN EFFICIENCY					FOURTH-DOWN EFFICIENCY				
TOTAL NET YARDS					TOTAL NET YARDS				
Total Offensive Plays					Total Offensive Plays				
Average gain per offensive play					Average gain per offensive play				
NET YARDS RUSHING					NET YARDS RUSHING				
Total Rushing Plays					Total Rushing Plays				
Average gain per rushing play					Average gain per rushing play				
Tackles for a loss-number and yards					Tackles for a loss-number and yards				
NET YARDS PASSING					NET YARDS PASSING				
Times thrown - yards lost att. to pass					Times thrown - yards lost att. to pass				
Gross yards passing					Gross yards passing				
PASS ATT-COMP-INT					PASS ATT-COMP-INT				
Average gain per pass play					Average gain per pass play				
KICKOFFS Number-In EZ-Touchbacks					KICKOFFS Number-In EZ-Touchbacks				
PUNTS Number and Average					PUNTS Number and Average				
Had Blocked					Had Blocked				

FGs - PATs had blocked									
Visitor					Home				
Net Punting Average					Net Punting Average				
TOTAL RETURN YARDS (not inc. kickoffs)					TOTAL RETURN YARDS (not inc. kickoffs)				
No. and Yards Punt Returns					No. and Yards Punt Returns				
No. and Yards Kickoff Returns					No. and Yards Kickoff Returns				
No. and Yards Interception Returns					No. and Yards Interception Returns				
PENALTIES Number and Yards					PENALTIES Number and Yards				
FUMBLES Number and Lost					FUMBLES Number and Lost				
TOUCHDOWNS					TOUCHDOWNS				
Rushing					Rushing				
Passing					Passing				
EXTRA POINTS Made-Attempts					EXTRA POINTS Made-Attempts				
Kicking Made-Attempts					Kicking Made-Attempts				
FIELD GOALS Made-Attempts					FIELD GOALS Made-Attempts				
RED-ZONE EFFICIENCY					RED-ZONE EFFICIENCY				
GOAL-TO-GO EFFICIENCY					GOAL-TO-GO EFFICIENCY				
SAFETIES					SAFETIES				
FINAL SCORE					FINAL SCORE				
TIME OF POSSESSION					TIME OF POSSESSION				





# MINNESOTA 23, GREEN BAY 10

U.S. Bank Stadium, Sunday, Oct. 15, 2017. Attendance: 66,848. Time: 3:16. Weather: Indoors.

GAME 6

**MINNEAPOLIS (AP)** — Aaron Rodgers and the Green Bay Packers arrived at the Super Bowl site for this season, with a realistic goal of returning to Minnesota in four months for a crack at another championship. Their chance of returning in February took an awfully big hit when Rodgers broke his collarbone.

Harrison Smith led Minnesota's defense in a win over the Packers after Rodgers left the field on a cart, taking a big piece of Green Bay's title aspirations with him and paving the way for a 23-10 victory by the Vikings on Sunday at U.S. Bank Stadium that transformed the trajectory of the NFC North race.

The Packers said Rodgers could be done for the season after he fell on his throwing shoulder after being taken down by Anthony Barr during an incompletion on the second drive for the Packers. Backup Brett Hundley, who completed 18 of 33 passes for 157 yards and his first career touchdown to Davante Adams, threw three interceptions. Barr, who later left with a concussion, was not penalized for the hit on Rodgers. Smith had 1½ sacks on safety blitzes, a diving interception and two pass breakups, helping the Vikings (4-2) limit the injury-depleted Packers to a season-low 227 yards. The Packers had five first downs and 102 yards over the first three quarters.

Vikings backup Case Keenum made his fourth start and finished for the fifth time in place of Sam Bradford, who's been waylaid by wear and tear in his twice-repaired left knee. Keenum went 24 for 38 for 239 yards without top wide receiver Stefon Diggs, who was out with a groin injury. He threw 13 times to Adam Thielen, completing nine for 97 yards, and had one interception and zero sacks.

McCathay said he was concerned about his defense entering the game, with three starters, cornerback Davon House and Kevin King and strong safety Morgan Burnett, ruled out with injuries. Then another cornerback, Quinten Rollins, hurt his ankle and didn't return.

The Packers had Ty Montgomery back at tailback after missing the previous game because of broken ribs, but he was limited to 28 yards on 10 carries. Aaron Jones gained 41 yards on 13 attempts. Montgomery made a juggling catch at the goal line that was ultimately ruled incomplete by replay-review reversal, forcing a short field goal instead and keeping the Vikings in front 14-10 right before halftime.

For the first time in six games this season, the Packers had their entire starting offensive line intact. That lasted about half the game. Right tackle Bryan Bulaga was removed because of a concussion, and left tackle David Bakhtian's hamstring flared up again after he missed the previous four games with the injury. Left guard Lane Taylor also departed with injuries to his ankle and knee.

## OFFICIALS — Referee: Donald Torbert (62); Umpire: Paul King (12); Down Judge: Sarah Thomas (53); Line Judge: Mark Steinkorhner (84);

Field Judge: Aaron Santi (60); Side Judge: Scott Edwards (3); Back Judge: Greg Yetter (38); Replay Official: Bill Spykema

## STARTING LINEUPS

### Green Bay Packers

Offense		Defense	
WR	87 J.Nelson	DE	94 D.Lowmy
LT	69 D.Bakhtian	NT	97 K.Clark
LG	66 L.Taylor	DT	76 M.Daniels
C	63 C.Linsley	LOLB	53 N.Perry
RG	73 J.Evens	ILB	47 J.Ryan
RT	75 B.Bulaga	ILB	50 B.Martinez
TE	80 M.Bennett	ROLB	52 C.Matthews
WR	18 R.Cobb	LCB	23 D.Dandell
WR	17 D.Adams	RCB	28 J.Hawkins
QB	12 A.Rodgers	SS	29 K.Brice
RB	88 T.Montgomery	FS	21 H.Murray
<b>GREEN BAY SUBSTITUTIONS</b> — K 2 M.Crosby; OB 7 B.Hundley, P 8 J.Vogel, WR 11 T.Davis, RB 22 A.Ripkowski, CB 24 O.Rollins, S 25 M.Evens, S 27 J.Jones, RB 30 J.Williams, RB 33 A.Jones, CB 41 L.Pipkins, LB 51 K.Fackell, LS 59 T.Papper, G 62 L.Patrick, G 64 J.McCray, T 74 U.John, WR 81 G.Allison, TE 82 R.Rodgers, WR 83 J.Janis, TE 84 L.Kendricks, DT 91 Q.Diel, LB 98 C.Odom, DT 99 R.Jean Francois, <b>DID NOT PLAY</b> — RB 32 D.Mays, <b>INACTIVES</b> — CB 20 K.King, CB 31 D.House, S 42 M.Burnett, LB 48 J.Thomas, LB 55 A.Brooks, G/T 77 A.Panley, DT 90 M.Adams.		<b>Minnesota Vikings</b>	
Offense		Defense	
WR	19 A.Thielen	LE	99 D.Hunter
LT	71 R.Patt	DT	92 T.Johnson
LG	76 J.Sifris	NT	98 L.Joseph
C	67 E.Elliott	RE	97 E.Greene
CB	23 T.Greman	CB	23 T.Greman
RT	74 M.Remmers	MLB	54 E.Kendricks
TE	82 K.Rudolph	SLB	55 A.Barr
WR	18 M.Floyd	LCB	26 T.Watkins
WR	17 C.Keenum	RCB	29 X.Rhodes
SS	89 D.Morgan	SS	41 A.Harris
FS	25 L.Murray	FS	22 H.Smith

## FIELD GOALS (made / & missed)

(26)

(36) (34) (63)

VISITOR:	Green Bay Packers	Home:	Minnesota Vikings	OT	Total
Team	14-53	Play Description (Extra Point) (Drive Info)	10-27	0	7
1	14-53	J.McCrimmon 27 yd. pass from C.Keenum (K.Forbath kick) (2-42, 0:11)	10-27	0	7
2	10-40	D.Adams 14 yd. pass from B.Hundley (M.Crosby kick) (3-18, 1:24)	10-27	0	7
3	7-22	J.McCrimmon 3 yd. run (K.Forbath kick) (8-84, 3:18)	10-27	0	7
4	1-51	M.Crosby 26 yd. Field Goal (7-30, 2:11)	10-27	0	7
5	9-35	K.Forbath 36 yd. Field Goal (12-57, 5:25)	10-27	0	7
6	14-57	K.Forbath 34 yd. Field Goal (11-66, 5:16)	10-27	0	7
7	10-47	K.Forbath 53 yd. Field Goal (4-0, 1:29)	10-27	0	7

## GREEN BAY DEFENSIVE STATISTICS (official)

UT	A	TEL	TI	Sck	QBH	FE	FR	Int	PD	UT	A	TEL	TI	Sck	QBH	FE	FR	Int	PD
12	2	14	0-0	0	0	0	0	0	0	0	3	0	3	0-0	0	0	0	0	0
B.Martinez	5	1	0-0	1	1	0	0	0	0	0	2	0	1	2	0	2	0	1	0
K.Clark	8	1	0	9	0-0	0	1	0	0	0	1	1	0	2	0	2	0	0	0
J.Hawkins	4	4	1	8	0-0	0	0	0	0	0	1	0	1	1	0	0	0	0	0
J.Ryan	5	4	1	9	0-0	0	0	0	0	0	1	0	1	1	0	0	0	0	0
L.Pipkins	2	4	1	8	0-0	0	0	0	0	0	1	0	1	1	0	0	0	0	0
M.Daniels	4	1	0	5	0-0	0	0	0	0	0	1	0	1	1	0	0	0	0	0
D.Randall	4	0	0	4	0-0	0	0	0	0	0	1	0	1	1	0	0	0	0	0
H.Clinton-Dix	3	1	0	4	0-0	0	0	0	0	0	0	1	0	1	0	0	0	0	0
K.Brice	1	2	0	3	0-0	0	0	0	0	0	0	0	0	0	0	0	0	0	0
N.Perry																			
Totals	55	29	8	84	0-0	0	0	0	0	0	12	2	1	1	14	9			

Green Bay Packers		ATT	CMP	YDS	SKYD	TD	LG	IN	RT
RUSHING		13	41	32	7	0	9	0	0
A.Jones		10	28	3.8	2	0	0	0	0
T.Montgomery		1	1	3.0	3	0	3	0	0
B.Hundley		24	72	3.0	3	0	9	0	0
Total		37	20	175	4/20	1	26	3	42.1

PASSING		ATT	CMP	YDS	SKYD	TD	LG	IN	RT
B.Hundley		33	18	157	4/20	1	26	3	39.6
A.Rodgers		4	2	18	0/0	0	10	0	62.5
Total		37	20	175	4/20	1	26	3	42.1

PASS RECEIVING		NO	YDS	AVG	LG	TD
J.Nelson		6	60	10.0	26	0
D.Adams		5	54	10.8	19	1
R.Cobb		3	28	9.3	14	0
M.Bennett		2	22	11.0	14	0
G.Allison		1	7	7.0	7	0
T.Montgomery		1	3	3.0	3	0
A.Jones		1	1	1.0	1	0
A.Ripkowski		1	0	0.0	0	0
Total		20	175	8.8	26	1

INTERCEPTIONS		NO	YDS	AVG	LG	TD
D.Randall		1	14	14.0	14	0
Total		1	14	14.0	14	0

PUNTING		NO	YDS	AVG	NET	TB	IN20	LG
J.Vogel		6	263	43.8	44.7	0	4	56
Total		6	263	43.8	44.7	0	4	56

PUNT RETURNS		NO	YDS	AVG	FC	LG	TD
T.Davis		1	8	8.0	2	8	0
J.Vogel		1	0	0.0	0	0	0
Returns		1	8	8.0	2	8	0

KICK RETURNS		NO	YDS	AVG	FC	LG	TD
T.Davis		2	55	27.5	0	29	0
J.Janis		1	11	11.0	0	11	0
(tback)		3	0	0.0	0	0	0
Returns		3	66	22.0	0	29	0

FUMBLES		FumLost	Rec	Yds	TD	FF	Rec	Yds	TDBds
B.Hundley		1	0	1	0	0	0	0	0
C.Matthews		1	0	0	0	0	1	63	0
K.Clark		0	0	0	0	1	0	0	0
J.Hawkins		0	0	0	0	1	0	0	0
Total		2	0	1	0	0	2	1	63

Minnesota Vikings					
	ATT	YDS	AVG	LG	T
<b>RUSHING</b>	15	69	4.6	20	
J.McCrimmon	15	28	1.9	10	
L.Murray	1	1	1.0	1	
C.Keenum	2	15	7.5	16	
Total	32	112	3.5	20	

PASSING		ATT	CMP	YDS	SKYD	TD	LG	IN	RT
C.Keenum		38	24	239	0/0	1	27	1	78.7
Total		38	24	239	0/0	1	27	1	78.7

PASS RECEIVING		NO	YDS	AVG	LG	TD
A.Thielen		9	96	10.7	23	0
K.Rudolph		5	47	9.4	16	0
J.McCrimmon		5	30	6.0	27	1
L.Treadwell		3	51	17.0	25	0
M.Floyd		1	10	10.0	10	0
Total		24	239	10.0	27	1

INTERCEPTIONS		NO	YDS	AVG	LG	TD
H.Smith		1	19	19.0	19	0
T.Waynes		1	3	3.0	3	0
X.Rhodes		1	2	2.0	2	0
Total		3	24	8.0	19	0

PUNTING		NO	YDS	AVG	NET	TB	IN20	LG
R.Quigley		4	155	38.8	36.8	0	3	54
Total		4	155	38.8	36.8	0	3	54

PUNT RETURNS		NO	YDS	AVG	FC	LG	TD
M.Sherris		1	-5	-5.0	4	-5	0
(out of bounds)		1	0	0.0	0	0	0
Returns		1	-5	-5.0	4	0	0

KICK RETURNS		NO	YDS	AVG	FC	LG	TD
S.Coley		1	19	19.0	0	19	0
(tback)		2	0	0.0	0	0	0
Returns		1	19	19.0	0	19	0

FUMBLES		FumLost	Rec	Yds	TD	FF	Rec	Yds	TDBds
J.McCrimmon		1	1	0	0	0	0	0	0
A.Thielen		1	0	0	0	0	0	0	0
L.Treadwell		0	0	0	0	1	0	0	0
Total		2	1	0	0	1	0	0	0

TOTAL FIRST DOWNS		Visitor	Home
By Rushing		14	24
By Passing		11	7
By Penalty		2	13
THIRD-DOWN EFFICIENCY		4-17-24%	4-12-33%
FOURTH-DOWN EFFICIENCY		2-3-67%	0-1-0%
TOTAL NET YARDS		227	351
Total Offensive Plays		65	70
Average gain per offensive play		3.5	5.0
NET YARDS RUSHING		72	112
Total Rushing Plays		24	32
Average gain per rushing play		3.0	3.5
Tackles for a loss-number and yards		-2.2	7-12
NET YARDS PASSING		155	239
Times thrown - yards lost att. to pass.		-4-20	0-0
Gross yards passing		175	239
PASS ATT-COMP-INT		37-20-3	38-24-1
Average gain per pass play		3.8	6.3
KICKOFFS Number-In EZ-Touchbacks		-3-3-2	6-5-3
PUNTS Number and Average		6-43-8	4-38-8
Had Blocked		0	0

TOTAL RETURN YARDS (not inc. kickoffs)		Visitor	Home
Net Punting Average		44.7	36.8
No. and Yards Punt Returns		-1.8	1-5
No. and Yards Kickoff Returns		-3-66	1-19
No. and Yards Interception Returns		-1-14	3-24
PENALTIES Number and Yards		-8-92	7-65
FUMBLES Number and Lost		-2-0	2-1
TOUCHDOWNS		1	2
Rushing		0	1
Passing		1	1
EXTRA POINTS Made-Attempts		-1-1	-2-2
Kicking Made-Attempts		-1-1	-3-3
FIELD GOALS Made-Attempts		-1-3-33%	1-3-33%
RED-ZONE EFFICIENCY		0-1-0%	1-1-100%
GOAL-TO-GO EFFICIENCY		0	0
SAFETIES		10	23
FINAL SCORE		23	32
TIME OF POSSESSION		27:51	32:09

**GREEN BAY, Wis.** -- Drew Brees threw for a touchdown and ran for another. Mark Ingram rushed for a score and the New Orleans Saints overcame several mistakes to beat the Green Bay Packers 26-17 on Sunday.

Will Lutz kicked two second-half field goals, including a 44-yarder to put New Orleans up for good 19-17 with 10:26 left in the game. Brees' 1-yard sneak gave the Saints a two-score lead with 4:55 left.

The sloppy Saints were fortunate to get their fourth straight victory. The Packers lost their first game with Brett Hundley starting at quarterback for injured star Aaron Rodgers.

New Orleans' defense gave up a 46-yard touchdown run to rookie Aaron Jones on the opening drive. Brees was picked off twice in the first quarter. Lutz had a blocked extra point and New Orleans (4-2) was penalized seven times for 80 yards.

But the Saints pulled away late at overcast Lambeau Field, scoring on all four of their second-half drives.

After holding the Packers (4-3) to a three-and-out inside the 20, New Orleans drove 55 yards in eight plays to seal the game with Brees' sneak over the goal line.

Brees finished 27 of 38 for 331 yards with a touchdown. Ingram ran for 105 yards on 22 carries.

Trailing late, the Packers couldn't muster big plays late without Rodgers. He's out indefinitely with a broken right collarbone.

Instead, Mike McCarthy turned to a running game that initially threw off the Saints.

Jones had 131 yards on 17 carries. Hundley showed toughness in running for a 14-yard score to give Green Bay a 14-7 lead with 8:37 left in the second quarter.

But the Packers managed just a 46-yard field goal from Mason Crosby in the second half, which gave them a brief 17-16 lead.

The Saints took over from there, and the Packers couldn't keep up through the air.

Hundley finished 12 of 25 for 87 yards. He was intercepted by safety Kenny Vaccaro on a deep ball down the middle of the field with 4:20 left, ending the Packers' comeback bid.

Besides Brees' two picks, the Saints' rough first quarter also included a punt fumbled by Ted Ginn Jr. at his 20. But New Orleans got a break and retained possession when the Packers' Josh Jones was whistled for fair-catch interference.

For the Saints, Ginn had 141 yards on seven catches, while fellow receiver Michael Thomas finished with 82 yards on seven receptions.

For the Packers, their playmakers at receiver were shut down with Hundley running the offense. Tight end Marcellus Bennett was the leading receiver with 17 yards on two catches.

**OFFICIALS** — Referee: Jerome Boger (23); Umpire: Richard Hall (49); Down Judge: Ed Camp (134); Line Judge: Mike Carr (63); Field Judge: Eugene Hall (103); Side Judge: Walt Coleman IV (87); Back Judge: Tony Straterone (112); Replay Official: John McGrath

**STARTING LINEUPS**

**New Orleans Saints**

Offense			Defense		
WR	13	M.Thomas	RDE	57	A.Oktor
LT	72	T.Arnstead	RD	96	T.Davison
LG	73	A.Peat	LD	98	S.Frankis
C	60	M.Junger	LDE	94	C.Jordan
RG	67	L.Warford	WILL	52	C.Robertson
RT	71	R.Ramczyk	SAM	53	A.Klein
TE	84	M.Hoonamanni	RCB	23	M.Lattimore
WR	19	T.Ginn	S	32	K.Vaccaro
QB	9	D.Brees	S	48	M.Williams
RB	22	M.Ingram	S	49	V.Bell
FB	42	Z.Lile	LCB	20	K.Crawley
			RB	33	A.Jones

**GREEN BAY PACKERS**

Offense			Defense		
WR	87	J.Nelson	DE	94	D.Lowry
LT	69	D.Bachtrian	NT	97	K.Clark
LG	64	J.McCray	DT	76	M.Daniels
C	63	C.Linsley	LOLB	52	C.Matthews
RG	73	J.Evans	ILB	47	J.Ryan
RT	75	B.Buaga	ILB	50	B.Martinez
TE	80	M.Bennett	ROLB	53	N.Perry
WR	18	R.Cobb	LCB	31	D.House
QB	17	B.Adams	ROB	29	K.King
RB	7	B.Hundley	SS	29	K.Brice
FB	33	A.Jones	FS	21	H.Cinton-Dix

**GREEN BAY DEFENSIVE STATISTICS (Official)**

UT	A	TEL	TI	SK	QBH	FE	FR	Int	PD	UT	A	TEL	TI	SK	QBH	FE	FR	Int	PD
13	2	0	15	0-0	0	0	0-0	0	0	0	0	1	0	3	0-0	0	0	0	0-0
B.Martinez	7	1	0	8	0-0	0	0	0-0	0	0	0	2	1	0	3	0-0	0	0	0-0
K.Brice	7	1	0	8	0-0	0	0	0-0	0	0	0	2	1	0	3	0-0	0	0	0-0
D.House	7	1	0	8	0-0	0	0	0-0	0	0	0	2	1	0	3	0-0	0	0	0-0
H.Cinton-Dix	5	3	1	8	0-0	0	0	0-0	0	0	0	2	1	0	3	0-0	0	0	0-0
K.Clark	2	6	0	8	0-0	0	0	0-0	0	0	0	2	0	0	2	0-0	0	0	0-0
C.Matthews	3	3	1	6	0-0	0	0	0-0	0	0	0	1	1	0	2	0-0	0	0	0-0
K.King	2	4	0	6	0-0	0	0	0-0	0	0	0	1	0	1	0	2	0-0	0	0-0
J.Jones	4	0	0	4	0-0	0	0	0-0	0	0	0	1	0	1	0	1	0	0	0-0
M.Daniels	3	0	0	3	0-0	1	0	0	0	0	0	0	1	0	1	0	0	0	0-0
<b>Totals</b>	<b>58</b>	<b>27</b>	<b>4</b>	<b>85</b>	<b>1-7</b>	<b>4</b>	<b>0</b>	<b>0</b>	<b>0</b>	<b>2-0</b>	<b>4</b>								

New Orleans Saints									
RUSHING	ATT	YDS	AVG	LG	TD	YDS	AVG	LG	TD
M.Ingram	22	105	4.8	23	1	0	0	0	0
A.Karmia	9	57	6.3	19	0	0	0	0	0
D.Brees	5	5	-0.2	11	1	2	0	0	0
Total	36	161	4.5	23	2	0	0	0	0

PASSING	ATT	CMP	YDS	SK/YD	TD	LG	INT	RT
D.Brees	38	27	331	1/7	1	47	2	84.4
Total	38	27	331	1/7	1	47	2	84.4

PASS RECEIVING	NO	YDS	AVG	LG	TD
T.Ginn	7	141	20.1	47	0
M.Thomas	7	82	11.7	21	0
A.Karmia	5	50	10.0	24	0
M.Ingram	4	3	1.3	4	0
B.Coleman	2	31	15.5	22	1
C.Fleher	2	22	11.0	17	0
Total	27	331	12.3	47	1

INTERCEPTIONS	NO	YDS	AVG	LG	TD
K.Vaccaro	1	0	0.0	0	0
Total	1	0	0.0	0	0

PUNTING	NO	YDS	AVG	NET	TB	IN20	LG
T.Morstead	2	78	39.0	39.0	0	2	43
Total	2	78	39.0	39.0	0	2	43

PUNT RETURNS	NO	YDS	AVG	FC	LG	TD
T.Ginn	1	7	7.0	2	7	0
(downed)	2	0	0.0	0	0	0
Returns	1	7	7.0	2	7	0

KICK RETURNS	NO	YDS	AVG	FC	LG	TD
T.Lewis	2	57	28.5	0	39	0
(fback)	2	0	0.0	0	0	0
Returns	2	57	28.5	0	39	0

FUMBLES	FumLost	Rec	Yds	TD	FF	Rec	Yds	TD	Out
T.Ginn	1	0	1	0	0	0	0	0	0
A.Oktor	0	0	0	0	1	0	0	0	0
S.Rankins	0	0	0	0	1	0	0	0	0
Total	1	0	1	0	2	0	0	0	0

Green Bay Packers									
RUSHING	ATT	YDS	AVG	LG	TD	YDS	AVG	LG	TD
A.Jones	17	131	7.7	46	1	0	0	0	0
B.Hundley	3	44	14.7	22	1	0	0	0	0
T.Montgomery	4	6	1.5	5	0	0	0	0	0
Total	24	181	7.5	46	2	0	0	0	0

PASSING	ATT	CMP	YDS	SK/YD	TD	LG	INT	RT
B.Hundley	25	12	87	1/8	0	14	1	39.9
Total	25	12	87	1/8	0	14	1	39.9

PASS RECEIVING	NO	YDS	AVG	LG	TD
A.Jones	3	17	5.7	12	0
M.Bennett	2	15	7.5	12	0
R.Cobb	2	12	6.0	8	0
D.Adams	2	14	7.0	14	0
G.Allison	1	13	13.0	13	0
J.Nelson	1	9	9.0	9	0
T.Montgomery	12	87	7.3	14	0
Total	12	87	7.3	14	0

INTERCEPTIONS	NO	YDS	AVG	LG	TD
D.Randall	1	0	0.0	0	0
D.House	1	0	0.0	0	0
Total	2	0	0.0	0	0

PUNTING	NO	YDS	AVG	NET	TB	IN20	LG
J.Vogel	3	238	47.6	46.2	0	1	60
Total	3	238	47.6	46.2	0	1	60

PUNT RETURNS	NO	YDS	AVG	FC	LG	TD
T.Davis	0	0	0.0	1	0	0
(downed)	1	0	0.0	0	0	0
Returns	0	0	0.0	1	0	0

KICK RETURNS	NO	YDS	AVG	FC	LG	TD
T.Davis	2	52	26.0	0	27	0
(fback)	4	0	0.0	0	0	0
Returns	2	52	26.0	0	27	0

FUMBLES	FumLost	Rec	Yds	TD	FF	Rec	Yds	TD	Out
R.Cobb	1	0	0	0	0	0	0	0	0
B.Hundley	1	0	0	0	0	0	0	0	0
J.Evans	0	0	1	0	0	0	0	0	0
J.McCray	0	0	1	0	0	0	0	0	0
Total	2	0	2	0	0	0	0	0	0

TOTAL FIRST DOWNS	25	16
By Rushing	7	8
By Passing	16	4
By Penalty	2	4
THIRD-DOWN EFFICIENCY	8-15-53%	4-11-36%
FOURTH-DOWN EFFICIENCY	1-1-100%	0-0-0%
TOTAL NET YARDS	485	260
Total Offensive Plays	75	50
Average gain per offensive play	6.5	5.2

brannan	-	0	0	0	0	0	0	0	0
J.Evans	0	1	0	0	0	0	0	0	0
J.McCray	0	0	1	0	0	0	0	0	0
Total	2	0	2	0	0	0	0	0	0

FGs - PATs had blocked	0-1	46.2
Net Punting Average	39.0	46.2
TOTAL RETURN YARDS (not inc. kickoffs)	7	0
No. and Yards Punt Returns	1-7	0-0
No. and Yards Kickoff Returns	-2.57	-2.52
No. and Yards Interception Returns	-1.0	-2.0
PEALTIES Number and Yards	7-80	8-54
FUMBLES Number and Lost	1-0	2-0
TOUCHDOWNS	3	2
Rushing	2	2
Passing	1	0
EXTRA POINTS Made-Attempts	-2.3	-2.2
Kicking Made-Attempts	-2.2	-1.2
FIELD GOALS Made-Attempts	2-3-67%	1-1-100%
RED-ZONE EFFICIENCY	1-1-100%	0-0-0%
GOAL-TO-GO EFFICIENCY	1-1-100%	0-0-0%
SAFETIES	0	0
FINAL SCORE	26	17
TIME OF POSSESSION	36:56	23:04

FGs - PATs had blocked	0-1	46.2
Net Punting Average	39.0	46.2
TOTAL RETURN YARDS (not inc. kickoffs)	7	0
No. and Yards Punt Returns	1-7	0-0
No. and Yards Kickoff Returns	-2.57	-2.52
No. and Yards Interception Returns	-1.0	-2.0
PEALTIES Number and Yards	7-80	8-54
FUMBLES Number and Lost	1-0	2-0
TOUCHDOWNS	3	2
Rushing	2	2
Passing	1	0
EXTRA POINTS Made-Attempts	-2.3	-2.2
Kicking Made-Attempts	-2.2	-1.2
FIELD GOALS Made-Attempts	2-3-67%	1-1-100%
RED-ZONE EFFICIENCY	1-1-100%	0-0-0%
GOAL-TO-GO EFFICIENCY	1-1-100%	0-0-0%
SAFETIES	0	0
FINAL SCORE	26	17
TIME OF POSSESSION	36:56	23:04

GREEN BAY — Matthew Stafford passed for 361 yards and two touchdowns to Marvin Jones, and the Lions snapped a three-game losing streak with a 30-17 win on Monday night over the Green Bay Packers. Stafford was 26 of 33, including 12 of 14 in the first half with a 25-yard touchdown pass to Jones. Aaron Abdullah added a 4-yard touchdown run for Detroit (4-4). Green Bay (4-4) finally got in the end zone on Brett Hundley's 1-yard quarterback sneak with 9:52 left.

The Lions answered with Stafford's 11-yard touchdown pass to Jones with 8:06 remaining, putting the game out of reach with a 17-point lead.

Jones had seven catches for 107 yards.

The Packers have lost three straight games. Their once-potent offense has struggled since Aaron Rodgers broke his right collarbone on Oct. 15 at Minnesota. Hundley finished 26 of 38 for 245 yards. Cornerback Darius Slay blanketed Jordy Nelson when the Packers did try to throw long while the game was still competitive.

Abdullah fumbled the ball away in the third quarter, but the Packers went three-and-out on the ensuing drive. Familiar problems in the red zone popped up for the Lions when they were stopped on three plays at the Packers 1, forcing them to settle for a field goal for a 17-point lead with 12:25 left.

But without Rodgers, the Packers couldn't keep up with the accurate, rocket-armed Stafford.

The Lions were 8 of 13 on third-down conversions, with Stafford burning the Packers with clutch throws. The Packers were just 2 of 9 on third downs and failed to convert both of their fourth-down chances.

The Lions' opening score was set up by an unnecessary roughness penalty on Mike Daniels, after the defensive lineman appeared to head-butt Detroit center Travis Swanson. The flag negated an incomplete on third-and-15 that would have forced the Lions to punt from their own 25. Stafford connected with Jones for the touchdown pass five plays later.

The first scoring strike to Jones was the 20th touchdown pass in 117 career games for Stafford, the sixth quickest in NFL history to reach the milestone. Stafford, who turns 30 in February, is also fourth in NFL history for career touchdown passes before age 30 behind Dan Marino, Peyton Manning and Brett Favre.

Special teams didn't help the Packers. Working in their third long snapper of the season because of injuries, Green Bay had a 38-yard field goal blocked in the first quarter on a play that started with a low snap. Trevor Davis didn't get past the 22 on three kickoff returns in the first half.

WR Golden Tate joined Jones over the 100-yard mark with seven receptions for 113 yards. Abdullah had 21 carries for 48 yards.

The Packers' playmaking receivers did have more opportunities, though most came on short passes. Randall Cobb finished with 58 yards on five receptions, including a catch-and-run for a 46-yard gain that set up Hundley's TD run. Davante Adams had seven catches for 53 yards.

**OFFICIALS** — Referee: Clete Bakeman (34); Umpire: Ramon George (128); Down Judge: Tom Stephan (68); Line Judge: Dana McKenzie (8);

Field Judge: Joe Lattrev (73); Side Judge: Dyrrol Pileau (109); Back Judge: Steve Patrick (17); Replay Official: Carl Madsen

STARTING LINEUPS

Detroit Lions									
Offense					Defense				
WR	15 G.Mataik	DE	69 A.Zareif	WR	87 J.Nelson	NT	97 K.Clark	LB	52 C.Matthews
LT	72 B.Mataik	DT	91 A.Robinson	LT	69 D.Bachitari	DT	76 M.Daniels	LB	50 B.Martinez
LG	60 G.Glasgow	DT	97 A.Spence	LG	65 L.Taylor	LOLB	52 C.Matthews	LB	50 B.Martinez
C	64 T.Swanson	DE	94 E.Ansah	C	63 C.Linsley	LB	42 M.Daniels	LB	50 B.Martinez
RG	76 T.Lang	OLB	59 T.Whitehead	RG	73 J.Evans	ILB	40 B.Martinez	LB	50 B.Martinez
TE	71 R.Wagner	MLB	40 J.Davis	TE	75 B.Budqua	ROLB	53 M.Perry	LB	50 B.Martinez
RT	87 D.Fells	CB	28 D.Diggs	TE	84 L.Hendricks	LCB	31 D.House	LB	50 B.Martinez
WR	11 M.Jones	CB	23 D.Slay	WR	18 R.Cobb	RCB	20 K.King	LB	50 B.Martinez
WR	13 T.Jones	CB	24 N.Lawson	WR	17 D.Adams	CB	23 D.Randall	LB	50 B.Martinez
CB	9 M.Stafford	SS	32 T.Wilson	CB	7 B.Hundley	SS	27 J.Jones	LB	50 B.Martinez
RB	21 A.Abdullah	FS	27 G.Olin	RB	33 A.Jones	FS	21 H.Clinton-Dix	LB	50 B.Martinez

**GREEN BAY SUBSTITUTIONS** — K 2 M.Crosby, P 8 J.Vogel, WR 11 T.Davis, FB 22 A.Ripkowski, S 25 M.Evans, CB 28 J.Hawkins, RB 30 J.Williams, S 33 J.Whitehead, CB 41 L.Pipkins, LB 45 V.Biegel, LB 47 J.Ryan, LB 54 D.Hart, G 62 L.Patrick, G 64 J.McGray, WR 81 G.Alsison, TE 82 R.Rodgers, WR 83 J.Janis, RB 88 T.Montgomery, DT 90 M.Adams, DE 94 D.Lowmy, LB 98 C.Odom, **DID NOT PLAY** — DB 6 J.Calishan, RB 32 D.Mays, **INACTIVES** — CB 44 D.Brown, LB 48 J.Thomas, LB 55 A.Brooks, T 74 U.John, G/T 77 A.Pankey, TE 80 M.Bennett, DT 91 O.Dal.

FIELD GOALS (made & missed)

M.Prater									
VISITOR: Detroit Lions					HOME: Green Bay Packers				
Qtr	Time	Play Description (Extra Point)	Drive Info	Yds	Qtr	Time	Play Description (Extra Point)	Drive Info	Yds
1	1:45	M.Jones 25 yd. pass from M.Stafford (M.Prater kick)	(9-71, 4:59)	2	1	1:45	M.Jones 25 yd. pass from M.Stafford (M.Prater kick)	(9-71, 4:59)	2
2	2:47	A.Abdullah 4 yd. run (M.Prater kick)	(13-91, 6:50)	1	2	2:47	A.Abdullah 4 yd. run (M.Prater kick)	(13-91, 6:50)	1
2	0:00	M.Crosby 35 yd. Field Goal	(12-68, 2:47)	3	2	0:00	M.Crosby 35 yd. Field Goal	(12-68, 2:47)	3
3	9:06	M.Prater 44 yd. Field Goal	(11-50, 5:54)	3	3	9:06	M.Prater 44 yd. Field Goal	(11-50, 5:54)	3
4	12:31	M.Prater 19 yd. Field Goal	(12-63, 6:52)	3	4	12:31	M.Prater 19 yd. Field Goal	(12-63, 6:52)	3
4	9:52	B.Hundley 1 yd. run (M.Crosby kick)	(7-78, 2:39)	1	4	9:52	B.Hundley 1 yd. run (M.Crosby kick)	(7-78, 2:39)	1
4	8:06	M.Jones 11 yd. pass from M.Stafford (M.Prater kick)	(4-75, 1:46)	1	4	8:06	M.Jones 11 yd. pass from M.Stafford (M.Prater kick)	(4-75, 1:46)	1
4	1:42	M.Prater 31 yd. Field Goal	(10-33, 4:21)	3	4	1:42	M.Prater 31 yd. Field Goal	(10-33, 4:21)	3
4	0:00	J.Williams 1 yd. run (M.Crosby kick)	(6-75, 1:42)	1	4	0:00	J.Williams 1 yd. run (M.Crosby kick)	(6-75, 1:42)	1

GREEN BAY DEFENSIVE STATISTICS (press box)

UT	A	TEL	TI	SK	QB	FE	FR	INT	PD	UT	A	TEL	TI	SK	QB	FE	FR	INT	PD
B.Martinez	8	2	0	10	0-0	0	1	0	0-0	0	C.Odom	2	1	1	3	0-0	1	0	0-0
D.House	5	3	1	9	0-0	0	0	0	0	C.Matthews	1	2	0	3	0-0	1	0	0	0-0
J.Jones	5	3	1	8	0-0	0	0	0	0-0	0	M.Evans	2	0	0	2	0-0	0	0	0-0
H.Clinton-Dix	5	0	0	5	0-0	0	0	0	0-0	0	V.Biegel	1	1	0	2	0-0	0	0	0-0
M.Burnett	4	1	2	5	0-0	0	0	0	0-0	0	M.Daniels	1	1	0	2	0-0	0	0	0-0
N.Perry	3	1	1	4	0-0	1	0	0	0-0	0	D.Lowry	1	1	1	2	0-0	1	0	0-0
D.Randall	3	1	1	4	0-0	0	0	1	0	0	K.Fackell	0	2	0	2	0-0	0	0	0-0
J.Ryan	3	0	0	3	0-0	0	1	0	0-0	0	J.Hawkins	1	0	0	1	0-0	0	0	0-0
K.Clark	2	1	0	3	0-0	0	0	0	0-0	0	Totals	52	19	8	71	1-8	3	2	1
K.King	2	1	0	3	0-0	0	0	0	0-0	1									

Detroit Lions									
RUSHING	ATT	YDS	AVG	LG	TD	RUSHING	ATT	YDS	AVG
A.Abdullah	21	48	2.3	11	1	B.Montgomery	5	33	6.6
T.Ridick	5	11	2.2	14	0	A.Jones	4	12	3.0
J.Agnew	1	4	4.0	4	0	T.Davis	5	12	2.4
D.Washington	1	1	0.2	4	0	R.Cobb	1	9	9.0
M.Stafford	5	1	0.2	0	0	J.Williams	1	1	1.0
Total	33	64	1.9	14	1	Total	17	78	4.6

PASSING	ATT	CMP	YDS	SKYD	TD	PASSING	ATT	CMP	YDS	SKYD	TD
M.Stafford	33	26	361	1/8	2	B.Hundley	38	26	245	3/12	0
Total	33	26	361	1/8	2	Total	38	26	245	3/12	0

PASS RECEIVING	NO	YDS	AVG	LG	TD	PASS RECEIVING	NO	YDS	AVG	LG	TD
G.Tate	7	113	16.1	23	0	D.Adams	7	53	7.6	9	0
M.Jones	7	107	15.3	25	2	R.Cobb	5	58	11.6	46	0
T.Ridick	4	62	15.5	63	0	J.Nelson	4	35	8.8	12	0
E.Ebron	3	35	11.7	19	0	L.Hendricks	2	32	16.0	21	0
T.Jones	2	29	14.5	17	0	J.Williams	2	31	15.5	18	0
D.Fells	1	10	10.0	10	0	A.Jones	2	-1	-0.5	18	0
A.Abdullah	1	9	9.0	9	0	T.Montgomery	1	18	18.0	18	0
B.Mataik	1	-4	-4.0	-4	0	A.Ripkowski	1	9	9.0	9	0
Total	26	361	13.9	63	2	R.Rodgers	1	5	5.0	5	0

INTERCEPTIONS	NO	YDS	AVG	LG	TD	INTERCEPTIONS	NO	YDS	AVG	LG	TD
Total	0	0	0.0	0	0	Total	0	0	0.0	0	0

PUNTING	NO	YDS	AVG	NET	TB	IN20	LG	PUNTING	NO	YDS	AVG	NET	TB	IN20	LG
Total	0	0	0	0	0	0	0	J.Vogel	3	128	42.7	39.7	0	1	48

PUNT RETURNS	NO	YDS	AVG	FC	LG	TD	PUNT RETURNS	NO	YDS	AVG	FC	LG	TD
J.Agnew	2	9	4.5	1	9	0	Returns	0	0	0.0	0	0	0

KICK RETURNS	NO	YDS	AVG	FC	LG	TD	KICK RETURNS	NO	YDS	AVG	FC	LG	TD
J.Agnew	1	12	12.0	0	12	0	T.Davis	7	140	20.0	0	28	0
(t back)	1	0	0.0	0	0	0	Returns	7	140	20.0	0	28	0
Returns	1	12	12.0	0	12	0	Total	2	0	0	0	0	0

FUMBLES	FumLost	Rec Yds	TD	FF Rec	Yds	TD	FUMBLES	FumLost	Rec Yds	TD	FF Rec	Yds	TD
A.Abdullah	2	1	0	0	0	0	B.Martinez	0	0	0	0	0	0
R.Wagner	0	1	0	0	0	0	J.Ryan	0	0	0	0	0	0
D.Randall	0	0	0	0	0	0	D.Randall	0	0	0	0	0	0
Total	2	1	1	0	0	0	Total	2	0	2	0	2	1

Visitor Lions									
TOTAL FIRST DOWNS									
By Rushing	24	21	By Passing	19	13	By Penalty	1	1	1
THIRD-DOWN EFFICIENCY	8-13-62%	2-9-22%	FOURTH-DOWN EFFICIENCY	0-0-0%	0-2-0%	TOTAL NET YARDS	417	311	311
TOTAL NET YARDS	417	311	Total Offensive Plays	67	58	Average gain per offensive play	6.2	5.4	5.4
NET YARDS RUSHING	64	78	Total Rushing Plays	33	17	Average gain per rushing play	1.9	4.6	4.6
NET YARDS PASSING	333	233	Tackles for a loss-number and yards	6-16	0-0	Times thrown - yards lost att. to pass	1-8	3-12	3-12
Gross yards passing	361	245	PASS ATT-COMP-INT	33-26-0	38-26-0	Average gain per pass play	10.4	5.7	5.7
KICKOFFS Number-In EZ-Touchbacks	7-2-0	2-1-1	PUNTS Number and Average	0-0	3-42.7	Had Blocked	0	0	0

Visitor Packers									
FGs - PATs had blocked									
Net Punting Average	0.0	39.7	TOTAL RETURN YARDS (not inc. kickoffs)	9	0	No. and Yards Punt Returns	2-9	0-0	0-0
TOTAL RETURN YARDS (not inc. kickoffs)	9	0	No. and Yards Kickoff Returns	1-12	7-40	No. and Yards Interception Returns	0-0	0-0	0-0
PEANULTIES Number and Yards	2-19	2-20	FUMBLES Number and Lost	2-1	0-0	TOUCHDOWNS	3	2	2
Rushing	1	2	Passing	2	0	EXTRA POINTS Made-Attempts	3-3	2-2	2-2
Kicking Made-Attempts	3-3	1-2	FIELD GOALS Made-Attempts	3-4	2-3-67%	GOAL-TO-GO EFFICIENCY	2-4-50%	2-2-100%	2-2-100%
SAFETIES	30	17	FINAL SCORE	30	17	TIME OF POSSESSION	36:55	23:05	23:05



# 2017 UPDATED BIOGRAPHIES

THROUGH WEEK 9

## **17 Davante Adams, WR, 4th Year, Fresno State**

- Posted career highs for receptions (75), receiving yards (997) and receiving TDs (12) last season, finishing tied for No. 2 in the NFL in TD catches behind teammate Jordy Nelson (14).
- Registered at least one TD catch in nine games last season, tied for No. 2 in the league behind Nelson (11), and recorded a career-high four 100-yard receiving games and a career-best 10 catches of 25-plus yards.
- Had 13 catches in Week 7 vs. Chicago and 12 receptions in Week 8 at Atlanta last season, becoming the first player in team history to register 12-plus catches in back-to-back games.
- Posted 163 receptions from 2014-16, the fourth most in franchise history by a player in his first three NFL seasons behind WRs Sterling Sharpe (212), Greg Jennings (178) and James Lofton (171).

**2017 SEASON:** Has started all eight games and leads the team with 37 catches for a team-high 404 receiving yards (10.9 avg.) and five TDs...Is tied for No. 6 in the league in TD catches...Has posted seven-plus receptions three times this season, a team high.

►**Vs. Seattle (Sept. 10):** Started and played 67 snaps, finishing with three receptions for 47 yards (15.7 avg.), with all three of his receptions picking up first downs...Late in the second quarter, came across the field to make a 21-yard reception near the sideline in front of S Kam Chancellor at the Seattle 46 to convert a third-and-17.

►**At Atlanta (Sept. 17):** Started and played 71 of 76 snaps, pacing the team with eight catches for a team-high 99 yards (12.4 avg.) and a TD...Five of his eight receptions went for first downs...Early in the fourth quarter, beat CB Robert Alford down the left sideline for a 33-yard TD grab on fourth-and-7, clipping the pylon with his left foot as he kept both feet in bounds for the score...Later in the quarter, beat CB C.J. Goodwin on a slant for a 17-yard pickup to the Atlanta 1, setting up Rodgers' 1-yard TD pass to RB Ty Montgomery on the next play.

►**Vs. Cincinnati (Sept. 24):** Started and played 67 of 70 snaps, finishing with three receptions for 60 yards (20.0 avg.)...Early in the second quarter, got past CB William Jackson to make a catch near the sideline on a flea-flicker, eluding a tackle attempt by Jackson as he took it down the field for a 41-yard gain to the Cincinnati 34.

►**Vs. Chicago (Sept. 28):** Started and played 40 snaps, catching two passes for 13 yards (6.5 avg.) and a TD before sustaining a concussion on a third-quarter reception when he took a helmet-to-helmet hit from LB Danny Trevathan, one that resulted in a one-game suspension for Trevathan...On the opening drive of the game, caught a quick pass from Rodgers and barreled through a tackle attempt by DB Marcus Cooper Sr. near the goal line for a 5-yard TD.

►**At Dallas (Oct. 8):** Started and played 56 of 60 snaps, leading the team with seven receptions for 66 yards (9.4 avg.) and two TDs...Matched his career high with the two TD catches, his fourth game with two receiving TDs since 2016...Five of his seven catches on the afternoon picked up first downs...On Green Bay's opening drive, beat CB Anthony Brown with an inside fake before taking him up top to make a 10-yard TD grab in the corner of the end zone...On the final drive of the game, got the series started with a 14-yard back-shoulder catch against CB Jourdan Lewis near the sideline to the Green Bay 39...Capped the drive off with a game-winning 12-yard TD grab over Lewis on a back-shoulder throw from Rodgers with 11 seconds remaining.

►**At Minnesota (Oct. 15):** Started and played 65 of 66 snaps, posting five receptions for 54 yards (10.8 avg.) and a TD...It marked the first time in his career that he had caught a TD pass in three straight games...Early in the second quarter, made an inside move on LB Eric Kendricks and then found an opening behind LB Anthony Barr, getting open at the Minnesota 5 as QB Brett Hundley stepped up in the pocket to find him for the 14-yard TD, the first TD pass of Hundley's career.

►**Vs. New Orleans (Oct. 22):** Started and appeared on 48 of 55 plays, finishing with two catches for 12 yards (6.0 avg.).

►**Vs. Detroit (Nov. 6):** Started and played 56 of 59 snaps, leading the team with seven receptions for 53 yards (7.6 avg.).

## **90 Montravius Adams, DT, Rookie, Auburn**

- Earned first-team All-Southeastern Conference honors from *The Associated Press* as a senior in 2016 after recording 44 tackles (26 solo), 8½ tackles for a loss, 4½ sacks, a forced fumble, two fumble recoveries (one for a TD) and an interception.
- Was named second-team All-America by *AP*, the American Football Coaches Association and CBS Sports in 2016. Also was a semifinalist for the Rotary Lombardi Award.
- Earned third-team All-SEC honors from *AP* as a junior in 2015 after posting 44 tackles (16 solo), three tackles for a loss, two sacks and two forced fumbles.

**2017 SEASON:** Has played in two games, seeing limited action on defense.

►**Vs. Seattle (Sept. 10):** Inactive (foot).

►**At Atlanta (Sept. 17):** Inactive (foot).

►**Vs. Cincinnati (Sept. 24):** Made his NFL debut, appearing on four plays on defense.

►**Vs. Chicago (Sept. 28):** Inactive (healthy scratch).

►**At Dallas (Oct. 8):** Inactive (healthy scratch).

►**At Minnesota (Oct. 15):** Inactive (healthy scratch).

►**Vs. New Orleans (Oct. 22):** Inactive (healthy scratch).

►**Vs. Detroit (Nov. 6):** Played 18 snaps on defense and seven on special teams.

## **81 Geronimo Allison, WR, 2nd Year, Illinois**

- Played in 10 games with two starts as a rookie in 2016, posting 12 catches for 202 yards (16.8 avg.) and two TDs.

- Started as the third WR in Weeks 16-17 last season and registered eight receptions for 157 yards (19.6 avg.) and a TD in those two games, with all eight of his catches going for first downs.

- Of his 23 career receptions, 19 have picked up first downs (82.6 percent).

**2017 SEASON:** Has played in seven games, seeing time on offense and special teams, and has 11 receptions for 167 yards (15.2 avg.).

►**Vs. Seattle (Sept. 10):** Was on reserve/suspended.

►**At Atlanta (Sept. 17):** Saw significant time in his season debut, appearing on 61 of 76 plays and posting three catches for 24 yards (8.0 avg.)...All three of his receptions went for first downs, giving him 11 consecutive catches resulting in first downs dating back to last season.

►**Vs. Cincinnati (Sept. 24):** Led the team with a career-high 122 receiving yards on six catches (20.3 avg.), highlighted by his career-long 72-yard grab in overtime that set up K Mason Crosby's game-winning 27-yard FG...On Green Bay's opening drive of OT, got past CB Adam Jones down the sideline on third down, making the catch from QB Aaron Rodgers near the Cincinnati 45 and then making S George Iloka miss on a tackle attempt as he zig-zagged down the sideline to elude Jones for a 72-yard gain to the Cincinnati 7.

►**Vs. Chicago (Sept. 28):** Played 16 snaps, but did not have any receptions.

►**At Dallas (Oct. 8):** Appeared on 13 plays on offense and seven on special teams.

►**At Minnesota (Oct. 15):** Played seven snaps on offense and 11 on special teams...Registered a 7-yard reception.

►**Vs. New Orleans (Oct. 22):** Appeared on five plays on offense and eight on special teams...Made a 14-yard reception over the middle late in the first half to convert a third-and-4.

►**Vs. Detroit (Nov. 6):** Played 17 snaps on offense and nine on special teams.

## **69 David Bakhtiari, T, 5th Year, Colorado**

- Was selected to his first career Pro Bowl in 2016, having initially been named a first alternate before being selected as an injury replacement for Eagles T Jason Peters.

- Earned second-team All-Pro honors from *The Associated Press* last season, the first Green Bay tackle to receive All-Pro recognition from *AP* since Forrest Gregg (first-team selection) in 1967.

- Started all 62 games he played in at left tackle for the Packers in his first

four seasons in the league, the most on Green Bay's offensive line over that span (2013-16).

- In 2013, became the first rookie to start every game at LT for Green Bay since the league went to a 16-game schedule in 1978.

**2017 SEASON:** Has started at LT in the four games he has appeared in this season...Has helped the offense rank No. 1 in red-zone scoring (73.1 percent), No. 8 in first downs per game (20.6) and tied for No. 5 in rushing TDs (eight).

► **Vs. Seattle (Sept. 10):** Started at LT and played all 82 snaps, helping the offense rack up 26 first downs, the top mark by the Packers in a season opener since 2002 (29 vs. Atlanta), and a 39:13 time of possession, the best mark by Green Bay since Week 7 last season vs. Chicago (39:36)... Helped protect QB Aaron Rodgers as he threw for 311 yards and a TD on 28-of-42 passing.

► **At Atlanta (Sept. 17):** Inactive due to a hamstring injury he sustained in the fourth quarter vs. Seattle in Week 1.

► **Vs. Cincinnati (Sept. 24):** Inactive (hamstring).

► **Vs. Chicago (Sept. 28):** Inactive (hamstring).

► **At Dallas (Oct. 8):** Inactive (hamstring).

► **At Minnesota (Oct. 15):** Returned to the starting lineup, playing 34 snaps at LT before departing the game (hamstring).

► **Vs. New Orleans (Oct. 22):** Started at LT and played all 55 snaps, helping the offense register a season-high 181 rushing yards and a season-best two rushing TDs on 24 carries (7.5 avg.), highlighted by RB Aaron Jones' season-best 131 yards and a TD on 17 attempts (7.7 avg.).

► **Vs. Detroit (Nov. 6):** Started at LT and played all 59 snaps, helping to protect QB Brett Hundley as he completed 26 of 38 passes for 245 yards.

## **80 Martellus Bennett, TE, 10th Year, Texas A&M**

- Has posted 50-plus receptions in each of the last five seasons (2012-16), one of only three tight ends in the league (Greg Olsen, Jason Witten) to do so over that span.

- Among tight ends, ranks No. 4 in the NFL in catches (342), No. 6 in receiving yards (3,674) and tied for No. 7 in TD catches (26) since 2012.

- Has played in all 16 games in four of the last five seasons and in six of his nine seasons in the league.

- Posted a career-high three 100-yard receiving games last season with the Patriots, tied for No. 2 in the NFL among TEs, and a career-best seven TD catches, tied for No. 3 in the league among TEs.

- Registered a career-high 90 receptions with the Chicago Bears in 2014, the most among NFL tight ends that season, on his way to earning Pro Bowl recognition. The reception total set a single-season franchise record for TEs and his yardage total ranks No. 2 among TEs in team history.

**2017 SEASON:** Has started all seven games he has appeared in and has 24 receptions for 233 yards (9.7 avg.)...Has three receptions of 25-plus yards, tied for No. 6 in the league among tight ends.

► **Vs. Seattle (Sept. 10):** Started and played 67 snaps, posting three receptions for 43 yards (14.3 avg.), highlighted by his 26-yard grab late in the fourth quarter that clinched the victory...Caught a pass in the flat from QB Aaron Rodgers and took it down the sideline to the Seattle 24 for a first down, staying in bounds as the clock wound down to the two-minute warning with the Seahawks out of timeouts.

► **At Atlanta (Sept. 17):** Started and played 62 of 76 snaps, posting five receptions for 47 yards (9.4 avg.), with all of his catches coming in the second half.

► **Vs. Cincinnati (Sept. 24):** Started and played 67 of 70 snaps, recording three catches for 12 yards (4.0 avg.), including a 6-yard grab that picked up a first down on Green Bay's final drive of regulation that tied the game at 24.

► **Vs. Chicago (Sept. 28):** Started and appeared on 43 of 55 offensive plays, leading the team with a season-high six catches for 39 yards (6.5 avg.)...On Green Bay's opening drive, caught a pass over the middle of the field on third down from Rodgers and took it down the sideline for a 26-yard gain to the Chicago 5, setting up Rodgers' 5-yard TD pass to WR Davante Adams two plays later.

► **At Dallas (Oct. 8):** Started and played 49 of 60 snaps, finishing with a season-high 53 yards receiving on three catches (17.7 avg.)...On Green Bay's second play of the second half, made an out-and-up move on S

Byron Jones and made a leaping catch over him near the sideline for a season-long 33-yard pickup to the Dallas 35...On the Packers' game-winning drive, made a short catch in the flat and took it up the field for a 14-yard gain to the Dallas 47.

► **At Minnesota (Oct. 15):** Started and played 50 of 66 snaps, catching two passes for 22 yards (11.0 avg.).

► **Vs. New Orleans (Oct. 22):** Started and appeared on 49 of 55 plays, posting two catches for 17 yards (8.5 avg.).

► **Vs. Detroit (Nov. 6):** Inactive (shoulder).

## **45 Vince Biegel, LB, Rookie, Wisconsin**

- Matched a school record by playing in 54 games (40 starts) at Wisconsin, finishing No. 7 in school history with 21.5 career sacks and No. 10 with 39.5 tackles for a loss.

- Earned All-Big Ten honors from the coaches, media or both in each of his final three seasons.

- Was a part of the winningest senior class in school history, one that posted a 41-13 mark (.759), including a 26-7 record (.788) in Big Ten play and three consecutive bowl victories.

**2017 SEASON:** Has played in one game, recording two tackles (one solo) on defense and a tackle on special teams...Was activated from reserve/physically unable to perform (foot) on Nov. 3.

► **Vs. Detroit (Nov. 6):** Appeared on 19 plays on defense and 11 on special teams in his NFL debut...Posted two tackles (one solo) on defense and added a tackle on special teams.

## **29 Kentrell Brice, S, 2nd Year, Louisiana Tech**

- Was one of five rookie free agents to make Green Bay's Week 1 roster and joined S Marwin Evans as the only rookie free agents to play in all 16 regular-season games and three postseason contests for the Packers in 2016.

- Appeared in all 16 games with one start in 2016, recording 15 tackles (all solo), a pass defended and a fumble recovery.

- Ranked No. 4 on the team with eight special teams tackles during the regular season and No. 3 on the team with three tackles on special teams in the playoffs.

**2017 SEASON:** Played in six games with three starts and registered 24 tackles (21 solo), an interception, four passes defended and two QB pressures...Also posted two tackles on special teams...Was placed on injured reserve on Nov. 3.

► **Vs. Seattle (Sept. 10):** Appeared on 47 of 49 plays on defense, posting two tackles (both solo), a pass defended and a QB pressure...Helped limit QB Russell Wilson to a 69.7 passer rating as he completed just 14 of 27 passes for 158 yards with no TDs...Also played 15 snaps on special teams and posted a tackle.

► **At Atlanta (Sept. 17):** Started at SS with S Morgan Burnett opening the game at ILB, but was limited to just 21 snaps after sustaining a groin injury in the second quarter...Posted four tackles (all solo).

► **Vs. Cincinnati (Sept. 24):** Inactive (groin).

► **Vs. Chicago (Sept. 28):** Appeared on 45 defensive plays and registered four tackles (three solo) and his first career interception...Late in the third quarter, picked off a QB Mike Glennon pass that sailed over the head of WR Deonte Thompson, making the INT at the Green Bay 47 and returning it 11 yards.

► **At Dallas (Oct. 8):** Played 28 snaps on defense and posted two tackles (both solo) and a pass defended...Early in the fourth quarter, ran down the seam with TE Jason Witten and got his right hand in to break up a pass from QB Dak Prescott on third-and-8, forcing Dallas to settle for a field goal...Also posted a tackle on special teams, bringing down WR Ryan Switzer at the Green Bay 31 on a fourth-quarter kickoff return.

► **At Minnesota (Oct. 15):** Started at SS in place of an injured Burnett (hamstring), appearing on 75 of 77 plays and recording four tackles (three solo), a QB pressure and a pass defended...Broke up a QB Case Keenum pass near the sideline that was intended for TE Kyle Rudolph in the first quarter.

► **Vs. New Orleans (Oct. 22):** Started at SS for the second straight game in place of an injured Burnett, appearing on 73 of 76 plays...Registered a career-high eight tackles (seven solo).

### **55 Ahmad Brooks, LB, 11th Year, Virginia**

- Was one of only five players in the NFL to register five-plus sacks each of the last eight seasons (2009-16). Was selected to the Pro Bowl in 2013 and was twice named second-team All-Pro by *The Associated Press* (2012-13).

- Registered 51.5 sacks as a member of the 49ers (2008-16), the second most by a linebacker in franchise history behind only Charles Haley (66.5).
- Played in 133 regular-season games with 99 starts from 2006-16, registering 493 tackles (345 solo), 53.5 sacks, 12 forced fumbles, three fumble recoveries, 30 passes defended and three interceptions, one of which he returned for a touchdown.

- Originally entered the NFL with Cincinnati after being selected in the third round of the 2006 NFL Supplemental Draft by the Bengals.

**2017 SEASON:** Has played in four games with two starts and has registered five tackles (four solo), a sack, two tackles for a loss, five QB pressures and three QB hits.

►**Vs. Seattle (Sept. 10):** Appeared on six snaps on defense and one on special teams before sustaining a concussion in the second quarter that would sideline him for the remainder of the game.

►**At Atlanta (Sept. 17):** Inactive (concussion).

►**Vs. Cincinnati (Sept. 24):** Started at LOLB with LB Nick Perry sidelined (hand)...Midway through the third quarter, blew by T Jake Fisher to bring down QB Andy Dalton for a 7-yard loss on third down, his first sack in a Green Bay uniform...Early in the fourth quarter, chased down Dalton and forced an intentional-grounding penalty on third down...Finished with two tackles (both solo), two QB pressures and two QB hits.

►**Vs. Chicago (Sept. 28):** Started at ROLB and played 37 snaps, finishing with a solo tackle and two QB pressures...Midway through the first quarter, shed a block from TE Adam Shaheen to wrap up RB Jordan Howard for a 4-yard loss on a run to the left.

►**At Dallas (Oct. 8):** Appeared on 23 plays on defense and posted two tackles (one solo), two QB pressures and a QB hit.

►**At Minnesota (Oct. 15):** Inactive (back).

►**Vs. New Orleans (Oct. 22):** Inactive (back).

►**Vs. Detroit (Nov. 6):** Inactive (back).

### **44 Donatello Brown, CB, Rookie, Valdosta State**

- Was originally signed by the Packers as an undrafted free agent on May 5.
- Earned first-team All-Gulf South Conference recognition as a senior in 2016 after recording a career-best two interceptions and six passes defended.

**2017 SEASON:** Has been inactive for one game...Was signed by Green Bay to the active roster from the practice squad on Nov. 3...Spent the first eight weeks of the season on Green Bay's practice squad.

►**Vs. Detroit (Nov. 6):** Inactive (healthy scratch).

### **75 Bryan Bulaga, T, 8th Year, Iowa**

- Started a career-high 16 games at RT last season and helped the offense rank in the top 10 in the NFL in several categories, including points per game (No. 4, 27.0), yards per game (No. 8, 368.8) and first downs (No. 7, 349).

- Opened all 12 games he appeared in at RT in 2015, blocking for RBs Eddie Lacy (758) and James Starks (601), the first Green Bay duo since 1985 to both rush for 600-plus yards in the same season.

- Started 15 contests in 2014, helping the offense rank No. 1 in the league in scoring (30.4 ppg) and No. 9 in the NFL in sacks allowed with 30, the fewest given up by Green Bay in a season since '07.

- Opened the final 12 games of 2010 and the entire postseason at RT after taking over for injured veteran Mark Tauscher (shoulder), the most regular-season starts by a Packers rookie tackle since Tauscher's 14 in 2000, and was named to the *Pro Football Weekly*/PFWA All-Rookie team.

**2017 SEASON:** Has started at RT in all five games he has appeared in this season...Has helped the offense rank No. 1 in red-zone scoring (73.1 percent), No. 8 in first downs per game (20.6) and tied for No. 5 in rushing TDs (eight).

►**Vs. Seattle (Sept. 10):** Inactive (ankle).

►**At Atlanta (Sept. 17):** Inactive (ankle).

►**Vs. Cincinnati (Sept. 24):** Started and played 47 snaps before rein-

juring his ankle and leaving the game in the fourth quarter...Protected QB Aaron Rodgers as he posted his franchise-record fifth consecutive 300-yard passing game with 313 yards and three TDs with one INT on 28-of-42 passing for a 102.6 passer rating.

►**Vs. Chicago (Sept. 28):** Inactive (ankle).

►**At Dallas (Oct. 8):** Returned to the starting lineup and played all 60 snaps...Helped the offense rack up a season-high 160 rushing yards on 25 carries (6.4 avg.), highlighted by a 125-yard effort from rookie RB Aaron Jones on 19 attempts (6.6 avg.)...It marked just the second time in the past 14 seasons (Week 15 at Chicago in 2016) that the Packers rushed for 160-plus yards on 25 or fewer carries...Also helped protect Rodgers as he threw three TD passes, his third straight game with three-plus TD passes.

►**At Minnesota (Oct. 15):** Started and played 28 snaps, but was sidelined in the second half due to a concussion.

►**Vs. New Orleans (Oct. 22):** Started at RT and played all 55 snaps, helping the offense register a season-high 181 rushing yards and a season-best two rushing TDs on 24 carries (7.5 avg.), highlighted by Jones' season-best 131 yards and a TD on 17 attempts (7.7 avg.).

►**Vs. Detroit (Nov. 6):** Started at RT and played 42 snaps before leaving the game early in the fourth quarter due to a knee injury...Helped to protect QB Brett Hundley as he completed 26 of 38 passes for 245 yards.

### **42 Morgan Burnett, S, 8th Year, Georgia Tech**

- Has started 103 games (including playoffs) since the start of 2011.

- Has recorded 90-plus tackles in five of the past six seasons, falling short of that mark in 2015 when he missed five games due to a calf injury.

- Set a career high with three sacks in 2016 (No. 2 in the NFL among safeties, Giants S Landon Collins, four). Ranks No. 3 among Green Bay safeties (since 1982) in career sacks (7.5), according to STATS, trailing LeRoy Butler (20.5) and Mark Murphy (11.0).

- Recorded his fourth straight 100-tackle season in 2014 with a team-high 125 tackles (99 solo). Was the only Packer to surpass 100 tackles each season from 2011-14.

**2017 SEASON:** Has started all six games he has appeared in, opening three at SS, two at inside LB and one at slot corner, and has posted 33 tackles (27 solo), four tackles for a loss and five passes defended (tied for No. 1 on the team).

►**Vs. Seattle (Sept. 10):** Started at SS and played all 49 snaps, seeing significant time at ILB, and recorded five tackles (three solo) and three passes defended, matching his career high (four previous times)...With the Packers leading, 17-6, in the fourth quarter, got his right hand in to deflect QB Russell Wilson's pass over the middle intended for TE Jimmy Graham on third down, forcing Seattle to settle for a FG...Helped limit Wilson to a 69.7 passer rating as he completed just 14 of 27 passes for 158 yards with no TDs.

►**At Atlanta (Sept. 17):** Started at ILB with the defense opening in its "Nitro" package, and was one of two players (S Ha Ha Clinton-Dix) to play all 58 snaps...Registered four tackles (all solo) and a pass defended...Late in the first half, got his right hand in to break up a QB Matt Ryan pass intended for WR Julio Jones near the marker on third-and-9, forcing the Falcons to punt.

►**Vs. Cincinnati (Sept. 24):** Started as the slot CB and played all 61 snaps, finishing with three tackles (two solo), including a tackle for a loss...On a third-and-1 late in the fourth quarter with the Bengals leading, 21-17, tackled QB Andy Dalton for a 1-yard loss after RB Joe Mixon slipped in the backfield, forcing the Bengals to settle for a FG and keep the Packers within one score.

►**Vs. Chicago (Sept. 28):** Started at SS and was the lone defensive player to appear on all 65 snaps...Led the team with 10 tackles (nine solo) and added a QB hit...Late in the second quarter, came up to bring down RB Jordan Howard for a 2-yard loss on a run to the left.

►**At Dallas (Oct. 8):** Started at SS and played 47 of 74 snaps, leaving the game early in the fourth quarter due to a hamstring injury...Registered six tackles (five solo) and pass defended before exiting the game.

►**At Minnesota (Oct. 15):** Inactive (hamstring).

►**Vs. New Orleans (Oct. 22):** Inactive (hamstring).

►**Vs. Detroit (Nov. 6):** Started at ILB and appeared on 43 plays before leaving the game midway through the third quarter due to a groin injury...Registered five tackles (four solo), including two tackles for a loss...On

Detroit's second play from scrimmage, came up to bring down RB Theo Riddick for a 2-yard loss on a swing pass...Early in the second quarter, stopped Riddick again for a 2-yard loss on a screen pass.

### **6 Joe Callahan, QB, 2nd Year, Wesley**

- Was inactive as the third QB for five games (Weeks 1-3, 5, 16-17) and all three playoff contests for the Packers as a rookie last season.
- Spent time on the active rosters of the New Orleans Saints and Cleveland Browns last season.
- Originally signed by Green Bay as an undrafted free agent on May 6, 2016.

**2017 SEASON:** Has served as the No. 2 QB for two games this season... Was signed to the active roster from the practice squad on Oct. 16...Spent the first six games on Green Bay's practice squad.

►**Vs. New Orleans (Oct. 22):** Was the No. 2 QB, but did not see any action.

►**Vs. Detroit (Nov. 6):** Served as the No. 2 QB.

### **97 Kenny Clark, DT, 2nd Year, UCLA**

- Played in all 16 games with two starts as a rookie in 2016 and registered 33 tackles (14 solo), two tackles for a loss, four QB pressures, three QB hits, two fumble recoveries and two passes defended.
- Became the youngest player to appear in a season opener for the Packers since Arnie Herber (20 years old) in 1930.
- Appeared in all three postseason contests and recorded nine tackles (five solo), including a tackle for a loss, a team-high five QB pressures and a QB hit.

**2017 SEASON:** Has started all eight games and has posted 41 tackles (18 solo), three tackles for a loss, a forced fumble, five QB hits, five QB pressures and a pass defended...Ranks No. 3 on the team in tackles.

►**Vs. Seattle (Sept. 10):** Started and played 37 snaps, recording four tackles (one solo), a QB hit and a pass defended...On Seattle's second series, got his left hand up to bat down a QB Russell Wilson pass on third down to force a three-and-out.

►**At Atlanta (Sept. 17):** Started and played 47 of 58 snaps, finishing with three tackles (two solo) and a QB pressure.

►**Vs. Cincinnati (Sept. 24):** Started and appeared on 43 of 61 snaps, finishing with six tackles (three solo), including two tackles for a loss... Early in the third quarter, fought off a block from T Cedric Ogbuehi to bring down RB Joe Mixon for a 1-yard loss on a run.

►**Vs. Chicago (Sept. 28):** Started and played 46 of 65 snaps, recording three tackles (one solo) a QB pressure and a QB hit.

►**At Dallas (Oct. 8):** Started and appeared on 51 plays, finishing with four tackles (two solo).

►**At Minnesota (Oct. 15):** Started and played 55 snaps, registering a career-high 10 tackles (five solo), a tackle for a loss, a forced fumble, a QB pressure and a QB hit...Early in the second quarter, fought off a double-team from C Pat Elflein and G Jeremiah Sirles as he went low to punch the ball out from RB Jerick McKinnon, the first forced fumble of his career... The fumble was scooped up by LB Clay Matthews at the Green Bay 19 and returned down the sideline 63 yards to the Minnesota 18, helping to set up a TD pass from QB Brett Hundley to WR Davante Adams three plays later... Early in the third quarter, blew by Sirles to get into the backfield and tackle RB Latavius Murray for a 1-yard loss.

►**Vs. New Orleans (Oct. 22):** Started and played a season-high 65 snaps, posting eight tackles (two solo), two QB pressures and two QB hits...Blocked a K Wil Lutz extra point early in the third quarter, the first blocked extra point by the Packers since Sept. 22, 2013 at Cincinnati (DE Datone Jones).

►**Vs. Detroit (Nov. 6):** Started and appeared on 51 plays, finishing with three tackles (two solo)...Helped limit the Lions to just 64 rushing yards on 33 carries (1.9 avg.), just the fourth time since the 1970 AFL-NFL merger that the Packers allowed 65 or fewer rushing yards on 30-plus attempts by an opponent.

### **21 Ha Ha Clinton-Dix, S, 4th Year, Alabama**

• Was named to his first career Pro Bowl and earned second-team All-Pro recognition from *The Associated Press* and All-NFC honors from the PFWA in 2016 after leading the team with a career-high five interceptions (tied for No. 5 in the NFL and No. 2 among safeties).

• Has played in all 56 games since entering the NFL in 2014.

• Set a career high with a team-leading 117 tackles (97 solo) in 2015. Also recorded a career-best three sacks, the most by a Green Bay safety in a season since Mark Roman had 3½ in 2004.

• Played in all 16 games in 2014, starting the final 10 (nine at FS, one at SS). It was the most starts by a Green Bay rookie safety since Nick Collins opened all 16 in 2005.

• Ranked No. 2 on the team in tackles with 95 (73 solo) and was named to the PFWA's All-Rookie team.

**2017 SEASON:** Has started all eight games and has recorded 43 tackles (38 solo), an interception and five passes defended (tied for team lead)... Ranks No. 2 on the team in tackles.

►**Vs. Seattle (Sept. 10):** Started at FS and played all 49 snaps, finishing with four tackles (all solo) and a pass defended...Drilled WR Amara Darboh near the pylon to break up a pass from QB Russell Wilson midway through the fourth quarter...Helped limit Wilson to a 69.7 passer rating as he completed just 14 of 27 passes for 158 yards with no TDs.

►**At Atlanta (Sept. 17):** Started at FS and played all 58 snaps, joining S Morgan Burnett as the only players on Green Bay's defense to do so... Posted a team-high six tackles (five solo).

►**Vs. Cincinnati (Sept. 24):** Started at FS and appeared on all 61 snaps, recording three tackles (all solo).

►**Vs. Chicago (Sept. 28):** Started at FS and played 60 of 65 snaps, finishing with eight tackles (all solo), a tackle for a loss and an interception...In the second quarter, posted his first interception of the season when he picked off a QB Mike Glennon pass that sailed over the head of WR Markus Wheaton, making the INT at the Green Bay 37 and returning it 3 yards...On the opening play of the second half, fought off a block from WR Joshua Bellamy to get into the backfield and bring down RB Jordan Howard for a 1-yard loss.

►**At Dallas (Oct. 8):** Started at FS and played all 74 snaps, the lone defensive player to do so, and posted five tackles (four solo).

►**At Minnesota (Oct. 15):** Started at FS and appeared on all 77 plays, the only defensive player to do so, and registered four tackles (all solo) and two passes defended...On Minnesota's opening drive of the second half, broke up a third-down pass over the middle intended for TE Kyle Rudolph, forcing the Vikings to settle for a field goal.

►**Vs. New Orleans (Oct. 22):** Started at FS and appeared on all 76 plays, the lone Green Bay defender to do so, and recorded eight tackles (five solo), including a tackle for a loss, and a pass defended...On the Saints' opening drive, came up to tackle RB Mark Ingram for a 3-yard loss on a swing pass.

►**Vs. Detroit (Nov. 6):** Started at FS and played all 68 snaps, one of four Green Bay players on defense to do so...Finished with five tackles (all solo).

### **18 Randall Cobb, WR, 7th Year, Kentucky**

• Caught 230 passes for 2,726 yards (11.9 avg.) and 22 TDs over the past three seasons (2014-16), one of only seven players in the NFL with 225-plus receptions, 2,500-plus receiving yards and 22-plus TD catches since 2014.

• Ranks No. 9 in franchise history in receptions (399), No. 13 in receiving yards (4,807) and No. 13 in TD catches (36).

• Started all 16 games in 2014 and posted career highs in catches (91), receiving yards (1,287) and receiving TDs (12) on the way to earning his first career Pro Bowl selection (injury replacement for WR Dez Bryant).

• Set a franchise single-season record with a league-high 2,342 combined net yards in 2012, topping the previous team mark of 2,250 yards by RB Ahman Green in 2003.

• With 954 receiving yards and 964 kickoff return yards in 2012, is the only player in NFL history to post 900-plus yards in each category in the same season.

**2017 SEASON:** Has started all seven games he has appeared in and has 33 receptions for 319 yards (9.7 avg.) and a TD...Also has two carries for 11 yards.

►**Vs. Seattle (Sept. 10):** Started and played 63 snaps, leading the offense with nine receptions for 85 yards (9.4 avg.)...Posted a 29-yard reception in the first quarter on a third-and-2, coming out of the slot and across the field to make the short catch and take it to the Seattle 32.

►**At Atlanta (Sept. 17):** Started and played 54 snaps, departing the game in the fourth quarter due to a shoulder injury...Posted six receptions for 60 yards (10.0 avg.), including an 18-yard grab early in the third quarter when he caught a quick pass in the flat and made CB Brian Poole and LB Deion Jones miss as he picked up extra yardage...Added a 10-yard run on Green Bay's opening series, picking up a third-and-4 on an end-around to keep the TD drive alive.

►**Vs. Cincinnati (Sept. 24):** Inactive (chest).

►**Vs. Chicago (Sept. 28):** Started and played 33 snaps, recording four catches for 44 yards (11.0 avg.) and a TD...Following a Green Bay takeaway in the first quarter that gave the Packers the ball at the Chicago 3, made an outside move on DB Bryce Callahan to create separation as he went inside to catch a 2-yard TD pass from QB Aaron Rodgers...Late in the third quarter, made an out-and-up move and then made a leaping 26-yard reception down the sideline over Bears CB Kyle Fuller to the Chicago 12, setting up an 8-yard TD reception by WR Jordy Nelson three plays later.

►**At Dallas (Oct. 8):** Started and played 47 of 60 snaps, finishing with four receptions for 29 yards (7.3 avg.).

►**At Minnesota (Oct. 15):** Started and played 53 snaps, posting three catches for 28 yards (9.3 avg.).

►**Vs. New Orleans (Oct. 22):** Started and appeared on 37 plays, recording two receptions for 15 yards (7.5 avg.).

►**Vs. Detroit (Nov. 6):** Started and played 49 snaps, leading the team with 58 yards receiving on five catches (11.6 avg.)...Posted a season-long 46-yard reception early in the fourth quarter, his longest catch of the season...Came out of the slot to make a catch over the middle and take it down the left sideline to the Detroit 21...Has registered at least one reception of 45-plus yards each of the past five seasons (2013-17), the lone Packer to do so over that span.

## **2 Mason Crosby, K, 11th Year, Colorado**

- With 1,310 career points, ranks No. 1 on the all-time franchise scoring list, having surpassed K Ryan Longwell (1,054) in 2015 in Week 2.

- Has registered a franchise-record 10 straight 100-point seasons, one of only three players in NFL history to register 100-plus points in 10 or more consecutive seasons (Jason Elam, 16, 1993-2008; Adam Vinatieri, 13, 1996-2008).

- Ranks No. 2 in NFL history for the most points by a player in his first 10 seasons (1,267, 2007-16), trailing only Patriots K Stephen Gostkowski (1,330, 2006-2015).

- Is the all-time franchise leader in field goals (270), 50-yard field goals (28) and extra points (500).

- Has kicked the seven longest field goals in franchise history (58-yarder in 2011, two 57-yarders in 2013, 56-yarders in 2010, 2011 and 2015, 55-yarder in 2014).

- Has not missed a game in his career, playing in 168 straight contests in the regular season, the third-longest streak in franchise history.

- Set a franchise record with 23 consecutive field goals made (2010-11), topping Chris Jacke's mark of 17 straight in 1993.

**2017 SEASON:** Has made eight of 10 field-goal attempts (80.0 percent) and 19 of 21 extra points (90.5 percent)...Has posted 24 touchbacks on 37 kickoffs (64.9 percent).

►**Vs. Seattle (Sept. 10):** Connected on his lone FG attempt of the day, a 40-yarder midway through the fourth quarter that gave the Packers a two-score lead (17-6).

►**At Atlanta (Sept. 17):** Drilled a 28-yard FG in the third quarter and made both of his extra-point attempts...Posted three touchbacks on five kickoffs.

►**Vs. Cincinnati (Sept. 24):** Connected on a game-winning 27-yard FG with 6:22 remaining in overtime, his second game-winning kick in his last six regular-season games (Week 15 at Chicago, 2016)...Also made a 28-yarder early in the fourth quarter and posted a season-high five touchbacks on kickoffs.

►**Vs. Chicago (Sept. 28):** Did not have any FG attempts, but made all five of his extra points and posted four touchbacks on six kickoffs.

►**At Dallas (Oct. 8):** Made his lone FG attempt of the game, a 22-yarder early in the second half, and recorded a season-high six touchbacks on seven kickoffs.

►**At Minnesota (Oct. 15):** Made his lone FG attempt of the afternoon, a 26-yarder late in the first half, and his only extra point...Posted two touchbacks on three kickoffs.

►**Vs. New Orleans (Oct. 22):** Connected on a 46-yard FG in the fourth quarter and made both of his extra points...Missed his first FG of the season, a 59-yard attempt at the end of the first half...Posted two touchbacks on four kickoffs.

►**Vs. Detroit (Nov. 6):** Made 1 of 2 field goals, connecting on a 35-yarder as time expired in the first half...Made both of his extra points, giving him 500 for his career...Played in his 168th consecutive regular-season game, moving past LS Rob Davis (167) for the third-longest streak in team history.

## **76 Mike Daniels, DT, 6th Year, Iowa**

- Named an alternate for the Pro Bowl for the second consecutive season in 2016. Led the defensive line with four sacks, finished No. 3 on the team with 14 QB hits and was tied for No. 2 on the team in both pressures (14) and tackles for a loss (nine).

- Has started every regular season and postseason game for Green Bay since the start of the 2014 season. Played the most defensive snaps among Packers defensive linemen in each of the past three seasons (2014-16).

- According to STATS, his 23.5 career sacks rank No. 3 (since 1982) among Green Bay defensive tackles (Cullen Jenkins, 29/Santana Dotson, 26).

- According to STATS, he is one of four NFL defensive tackles (Gerald McCoy, Jurrell Casey, Ndamukong Suh) to register four-plus sacks in each of the last four seasons (2013-16).

**2017 SEASON:** Has started all six games he has appeared in and has registered 26 tackles (16 solo), four tackles for a loss, 1.5 sacks, a forced fumble, seven QB hits and four QB pressures.

►**Vs. Seattle (Sept. 10):** Started and played 38 snaps, tying for the team lead with nine tackles (seven solo), three tackles for a loss, 1.5 sacks, a forced fumble, two QB pressures and two QB hits...Midway through the second quarter, tossed aside C Justin Britt on third down to get to QB Russell Wilson as he put a hit on him and hurried his deep throw to WR Tyler Lockett that went incomplete as the Seahawks were forced to punt...Beat G Mark Glowinski on Seattle's opening play of the second half as he teamed with LB Nick Perry to sack Wilson for a 10-yard loss...Two plays later, shed a block from G Luke Joeckel and sacked Wilson again, punching the ball out with his left hand as LB Kyler Fackrell recovered the fumble at the Seattle 6, a turnover that resulted in a RB Ty Montgomery TD run on the next play...Midway through the third quarter, brought down RB Eddie Lacy for a 3-yard loss on a first-down run...On third-and-goal at the Green Bay 3 late in the third quarter, pressured Wilson to force an overthrow in the back of the end zone on a pass intended for TE Jimmy Graham, forcing Seattle to settle for a FG.

►**At Atlanta (Sept. 17):** Started, but sustained a hamstring injury on the opening drive that would sideline him for the remainder of the evening...Was limited to just seven snaps.

►**Vs. Cincinnati (Sept. 24):** Inactive (hip), the first game he had missed in his career due to injury, snapping a streak of 77 consecutive regular-season games played.

►**Vs. Chicago (Sept. 28):** Inactive (hip).

►**At Dallas (Oct. 8):** Returned to the starting lineup, appearing on 51 plays...Led the defensive line with six tackles (three solo).

►**At Minnesota (Oct. 15):** Started and played 53 snaps, posting six tackles (two solo), a tackle for a loss and a team-high four QB hits...Brought down RB Jerick McKinnon for a 1-yard loss on a second-quarter run.

►**Vs. New Orleans (Oct. 22):** Started and appeared on 53 plays, recording three tackles (all solo), two QB pressures and a QB hit.

►**Vs. Detroit (Nov. 6):** Started and played 52 snaps, posting two tackles (one solo)...Helped limit the Lions to just 64 rushing yards on 33 carries (1.9 avg.), just the fourth time since the 1970 AFL-NFL merger that the Packers allowed 65 or fewer rushing yards on 30-plus attempts by an opponent.

### **11 Trevor Davis, WR, 2nd Year, California**

- Played in 11 games as a rookie in 2016, seeing time on offense and special teams. Had three catches for 24 yards (8.0 avg.) and a TD, nine punt returns for 115 yards (12.8 avg.), and three kickoff returns for 64 yards (21.3 avg.).

- Caught three passes for 24 yards (8.0 avg.) and a TD and posted a 55-yard punt return last season at Atlanta in Week 8, the longest punt return by a Packer since DB Micah Hyde's 55-yarder for a TD vs. Detroit on Dec. 28, 2014.

**2017 SEASON:** Has played in all eight games and has returned nine punts for 83 yards (9.2 avg.) with 10 fair catches...Has returned 11 kickoffs for 247 yards (22.5 avg.)...Has added two tackles on special teams...Also has two receptions for 14 yards (7.0 avg.).

►**Vs. Seattle (Sept. 10):** Returned two punts for 0 yards with one fair catch and also saw limited action (six snaps) on offense.

►**At Atlanta (Sept. 17):** Posted a 9-yard catch and had three fair catches as the punt returner.

►**Vs. Cincinnati (Sept. 24):** Returned five punts for 70 yards (14.0 avg.), including a 33-yard return in the first quarter out to the Green Bay 40.

►**Vs. Chicago (Sept. 28):** Had a 5-yard punt return and two fair catches.

►**At Dallas (Oct. 8):** Appeared on one play as the punt returner, but the punt was downed by the Cowboys.

►**At Minnesota (Oct. 15):** Had an 8-yard punt return and returned two kickoffs for 55 yards (27.5 avg.)...Posted a tackle on special teams, bringing down WR Stefon Coley at the Minnesota 16 for just a 19-yard kickoff return in the second quarter.

►**Vs. New Orleans (Oct. 22):** Returned two kickoffs for 52 yards (26.0 avg.).

►**Vs. Detroit (Nov. 6):** Had a career-high seven kickoff returns for 140 yards (20.0 avg.), the most kickoff returns by a Packer since WR Jordy Nelson had seven vs. Detroit on Oct. 3, 2010...Added a 9-yard reception and a tackle on special teams.

### **91 Quinton Dial, DT, 5th Year, Alabama**

- Played in 46 games with 32 starts over four seasons with the San Francisco 49ers (2013-16), recording 175 tackles (108 solo), 4.5 sacks and four passes defended.

- After appearing mostly in a reserve role in his first two seasons in the league, started 26 of 29 games played in 2015-16.

**2017 SEASON:** Has played in six games with one start and has posted 18 tackles (10 solo), including a tackle for a loss, two QB pressures and a pass defended.

►**Vs. Seattle (Sept. 10):** Inactive (healthy scratch).

►**At Atlanta (Sept. 17):** Made his Green Bay debut, appearing on 33 snaps and posting three tackles (all solo) and a QB pressure...Saw increased time with DT Mike Daniels (hamstring) exiting the game on the first series...Early in the second quarter, shed a block from G Wes Schweitzer on his way to bringing down RB Tevin Coleman for a 2-yard loss.

►**Vs. Cincinnati (Sept. 24):** Appeared on 18 plays on defense and posted three tackles (one solo)...Also saw 10 snaps on special teams.

►**Vs. Chicago (Sept. 28):** Made his first start in a Green Bay uniform, opening at DT in place of Daniels (hip), and played 33 snaps...Registered a season-high five tackles (four solo) and a pass defended, getting a hand on a QB Mike Glennon pass early in the third quarter.

►**At Dallas (Oct. 8):** Played 27 snaps on defense and recorded an assisted tackle.

►**At Minnesota (Oct. 15):** Appeared on 21 plays on defense and posted three tackles (all assisted) and a QB pressure.

►**Vs. New Orleans (Oct. 22):** Played 31 snaps on defense and registered three tackles (two solo).

►**Vs. Detroit (Nov. 6):** Inactive (chest).

### **73 Jahri Evans, G, 12th Year, Bloomsburg**

- Has been selected to six Pro Bowls (2009-14) and has been named first-team All-Pro by *The Associated Press* four times (2009-12) during

his career. Is tied with Ravens G Marshal Yanda for the most Pro Bowl appearances by an NFL guard since '09.

- Has started all 177 games he has played in since entering the league in 2006, the most games played by an active NFL offensive lineman over that span.

- Helped the Saints finish in the top six in the league in total offense in all 11 of his seasons in New Orleans (2006-16), including six No. 1 rankings (2006, 2008-09, 2011, 2014, 2016).

- Has started all 16 contests in nine of his 11 seasons in the league, missing just seven career games due to injury.

**2017 SEASON:** Has started all eight games at RG...Has helped the offense rank No. 1 in red-zone scoring (73.1 percent), No. 8 in first downs per game (20.6) and tied for No. 5 in rushing TDs (eight).

►**Vs. Seattle (Sept. 10):** Started at RG and played all 82 snaps, helping the offense rack up 26 first downs, the top mark by the Packers in a season opener since 2002 (29 vs. Atlanta), and a 39:13 time of possession, the best mark by Green Bay since Week 7 last season vs. Chicago (39:36)...Helped protect QB Aaron Rodgers as he threw for 311 yards and a TD on 28-of-42 passing.

►**At Atlanta (Sept. 17):** Started at RG and played all 76 snaps, helping to protect Rodgers as he threw for 343 yards and two TDs on 33-of-50 passing.

►**Vs. Cincinnati (Sept. 24):** Started at RG and played all 70 snaps, helping to block for Rodgers as he posted his franchise-record fifth consecutive 300-yard passing game with 313 yards and three TDs with one INT on 28-of-42 passing for a 102.6 passer rating.

►**Vs. Chicago (Sept. 28):** Started at RG and played all 55 snaps, helping to block for Rodgers as he threw a season-high four TD passes on 18-of-26 passing for 179 yards.

►**At Dallas (Oct. 8):** Started at RG and played all 60 snaps, helping the offense rack up a season-high 160 rushing yards on 25 carries (6.4 avg.), highlighted by a 125-yard effort from rookie RB Aaron Jones on 19 attempts (6.6 avg.)...It marked just the second time in the past 14 seasons (Week 15 at Chicago in 2016) that the Packers rushed for 160-plus yards on 25 or fewer carries...Also helped protect Rodgers as he threw three TD passes, his third straight game with three-plus TD passes.

►**At Minnesota (Oct. 15):** Started at RG and played all 66 snaps, one of only two offensive linemen to appear on every play (C Corey Linsley).

►**Vs. New Orleans (Oct. 22):** Started at RG and played all 55 snaps, helping the offense register a season-high 181 rushing yards and a season-best two rushing TDs on 24 carries (7.5 avg.), highlighted by Jones' season-best 131 yards and a TD on 17 attempts (7.7 avg.).

►**Vs. Detroit (Nov. 6):** Started at RG and played all 59 snaps, helping to protect QB Brett Hundley as he completed 26 of 38 passes for 245 yards.

### **25 Marwin Evans, S, 2nd Year, Utah State**

- One of five rookie free agents to make Green Bay's Week 1 roster in 2016.

- Joined S Kentrell Brice as the only 2016 rookie free agents to play in all 16 regular-season games and three postseason contests for the Packers.

- Saw time primarily on special teams as a rookie and was tied for No. 2 on the team with nine tackles during the regular season.

**2017 SEASON:** Has played in all eight games with one start, seeing time on defense and special teams...Has posted 10 tackles on defense (nine solo) and leads the team with six tackles on special teams.

►**Vs. Seattle (Sept. 10):** Played 19 snaps on special teams and recorded a tackle.

►**At Atlanta (Sept. 17):** Appeared on 19 plays on special teams, posting a tackle.

►**Vs. Cincinnati (Sept. 24):** Started his first career game, opening at SS with S Morgan Burnett starting as the slot corner...Registered a career-high five tackles (all solo) on defense and added a tackle on special teams.

►**Vs. Chicago (Sept. 28):** Appeared on eight plays on defense and 18 on special teams...Posted a tackle on special teams for the fourth straight game.

►**At Dallas (Oct. 8):** Played 17 snaps on special teams and three on defense.

►**At Minnesota (Oct. 15):** Appeared on 15 plays on defense and 19 on special teams...Registered a solo tackle on defense.

►**Vs. New Orleans (Oct. 22):** Played 13 snaps on defense and 16 on special teams...Posted two tackles (one solo) on defense and added a tackle on special teams.

►**Vs. Detroit (Nov. 6):** Appeared on 10 plays on defense and registered two tackles (both solo)...Added a tackle on special teams.

### **51 Kyler Fackrell, LB, 2nd Year, Utah State**

- Played in 13 games as a rookie, seeing time on defense and special teams. Was tied for No. 2 on the team with nine tackles on special teams.
- Recorded nine tackles (all solo), two sacks, a forced fumble, six QB pressures, a QB hit and a pass defended in the 2016 regular season.

- Posted sacks in back-to-back games in 2016, vs. Detroit and vs. the N.Y. Giants.

**2017 SEASON:** Has played in all eight games, seeing time on defense and special teams...Has posted eight tackles (four solo), a tackle for a loss, a fumble recovery, four QB hits and nine QB pressures (No. 2 on the team).

►**Vs. Seattle (Sept. 10):** Played 12 snaps on defense and 21 on special teams...Registered a QB pressure, a QB hit and the first fumble recovery of his career...On third down on Seattle's opening series of the second half, fought off a block from G Mark Glowinski to recover a QB Russell Wilson fumble after DT Mike Daniels stripped Wilson on the sack...The recovery at the Seattle 6 set up RB Ty Montgomery's TD run on the next play, giving the Packers a 7-3 lead they would never relinquish.

►**At Atlanta (Sept. 17):** Played a team-high 28 snaps on special teams and 19 on defense...Registered an assisted tackle, a QB hit and a pressure.

►**Vs. Cincinnati (Sept. 24):** Appeared on 41 plays on defense and posted two assisted tackles, a team-high five QB pressures and two QB hits...Also played a team-high 29 snaps on special teams.

►**Vs. Chicago (Sept. 28):** Played 24 snaps on defense and registered a solo tackle.

►**At Dallas (Oct. 8):** Appeared on 25 plays on defense and 22 on special teams...Posted a QB pressure.

►**At Minnesota (Oct. 15):** Played 31 snaps on defense and a team-high 24 on special teams...Early in the fourth quarter, fought off a block from T Mike Remmers to tackle RB Jerick McKinnon for a 2-yard loss...Added a QB pressure.

►**Vs. New Orleans (Oct. 22):** Posted three tackles (two solo) on 26 snaps of action on defense...Also appeared on a team-high 21 plays on special teams.

►**Vs. Detroit (Nov. 6):** Played 27 snaps on defense and a team-high 18 on special teams...Late in the fourth quarter, deflected a QB Matthew Stafford pass at the line, one that was caught by T Brian Mihalik before he was brought down by LB Chris Odom for a 4-yard loss.

### **54 Derek Hart, LS, Rookie, James Madison**

- Was with the Packers during the 2017 offseason and part of the pre-season before being released on Aug. 28.

- Played in 43 career games at James Madison from 2012-15, serving as the primary long snapper for his final three seasons.

**2017 SEASON:** Has played in one game...Was signed by Green Bay as a free agent on Nov. 3.

►**Vs. Detroit (Nov. 6):** Made his NFL debut, handling snapping duties for all punts and placements...Registered a tackle on special teams.

### **28 Josh Hawkins, CB, 2nd Year, East Carolina**

- Was one of four 2016 undrafted free agents to play 10-plus games for the Packers as rookies.

- Saw action in 11 games in 2016, posting a pass defended on defense and four tackles on special teams.

- Appeared in all three postseason games and recorded a tackle on special teams.

**2017 SEASON:** Has played in seven games with one start, seeing action on defense and special teams...Has registered nine tackles (seven solo) and four passes defended.

►**Vs. Seattle (Sept. 10):** Inactive (healthy scratch).

►**At Atlanta (Sept. 17):** Appeared on four plays on special teams and one on defense.

►**Vs. Cincinnati (Sept. 24):** Played nine snaps on defense and 13 on special teams.

►**Vs. Chicago (Sept. 28):** Appeared on a career-high 40 plays on defense, recording seven tackles (five solo) and a career-best three passes defended...Broke up two passes on Chicago's opening drive of the second half, the first one a short pass from QB Mike Glennon to WR Markus Wheaton and the second a pass down the seam to WR Deonte Thompson on third down that forced the Bears to settle for a FG attempt that missed wide right by K Connor Barth...His third PD of the night came midway through the fourth quarter when he made a leaping breakup of a pass from Glennon intended for Thompson in the end zone.

►**At Dallas (Oct. 8):** Played 25 snaps on defense and nine on special teams...Got in front of WR Dez Bryant in the third quarter to break up a pass from QB Dak Prescott...Added two solo tackles.

►**At Minnesota (Oct. 15):** Made his first NFL start, opening the game at RCB with starting CBs Davon House (quadricep) and Kevin King (concussion) both sidelined...Led the secondary with a career-high nine tackles (eight solo) and added his first career forced fumble...Forced a fumble by WR Adam Thielen early in the third quarter after a short catch, a fumble that went out of bounds at the Minnesota 35.

►**Vs. New Orleans (Oct. 22):** Appeared on 17 plays on defense and three on special teams.

►**Vs. Detroit (Nov. 6):** Played two snaps on defense and one on special teams.

### **31 Davon House, CB, 7th Year, New Mexico State**

- Spent the 2015-16 seasons with the Jacksonville Jaguars, starting 19 of 32 games played. In his first season in Jacksonville, set a franchise single-season record with 23 passes defended, ranking No. 3 in the NFL.

- In 2015, set career highs in starts (15), tackles (60), solo tackles (49), passes defended (23) and interceptions (four).

- Despite missing three regular-season games with a shoulder injury in 2014, his 11 passes defended tied for No. 4 on the Packers.

- After seeing action in two games as a rookie (2011), appeared in 25 games for Green Bay between 2012-13, starting five games in each season.

**2017 SEASON:** Has started all five games he has appeared in at LCB and has registered 26 tackles (21 solo), two tackles for a loss, an interception and three passes defended.

►**Vs. Seattle (Sept. 10):** Started at LCB and played all 49 snaps, finishing with two tackles (one solo) and a tackle for a loss...On Seattle's first possession, fought off a block from TE Jimmy Graham to come up and tackle WR Doug Baldwin for a 3-yard loss on a lateral...Helped limit QB Russell Wilson to a 69.7 passer rating as he completed just 14 of 27 passes for 158 yards with no TDs.

►**At Atlanta (Sept. 17):** Started at LCB and played 49 of 58 snaps, departing the game in the fourth quarter due to a quadricep injury...Posted three tackles (all solo).

►**Vs. Cincinnati (Sept. 24):** Inactive (quadricep).

►**Vs. Chicago (Sept. 28):** Inactive (quadricep).

►**At Dallas (Oct. 8):** Started at LCB and appeared on 58 of 74 plays, finishing with four tackles (two solo) and a pass defended.

►**At Minnesota (Oct. 15):** Inactive (quadricep).

►**Vs. New Orleans (Oct. 22):** Started at LCB, appearing on 67 of 76 plays, and matched his career high with eight tackles (seven solo), an interception and a season-best two passes defended...Late in the first quarter, covered WR Michael Thomas down the sideline and picked off QB Drew Brees' pass intended for Thomas at the Green Bay 6...Early in the fourth quarter, got his right hand in to break up a Brees pass intended for WR Tommy Lee Lewis on third down to force the Saints to settle for a field goal.

►**Vs. Detroit (Nov. 6):** Started at LCB and played all 68 snaps, one of four Green Bay players on defense to do so...Finished with a career-high nine tackles (eight solo), including a tackle for a loss...Late in the fourth quarter, came up to bring down RB Dwayne Washington for a 6-yard loss on a toss to the right.

### **7 Brett Hundley, QB, 3rd Year, UCLA**

- Played in four regular-season games last season, completing 2 of 10 passes for 17 yards, and served as the No. 2 QB for the other 12 contests. Also saw action in one playoff game.

- Served as the No. 3 QB behind Aaron Rodgers and Scott Tolzien as a

rookie in 2015 and was inactive for all 16 regular-season games and both playoff contests.

- Ranked No. 2 in the NFL with 630 passing yards in the 2015 preseason, completing 45 of 65 passes (69.2 percent) for seven TDs with one INT for a 129.6 passer rating (No. 3 in the NFL).

**2017 SEASON:** Has appeared in four games with two starts and has completed 57 of 97 passes (58.8 percent) for 489 yards and a TD with four INTs for a 58.3 rating...Has rushed for 69 yards and two TDs on eight attempts (8.6 avg.).

►**Vs. Chicago (Sept. 28):** Saw his first action of the season, taking over for QB Aaron Rodgers with just over six minutes remaining and the Packers holding a 35-14 lead...Played three snaps and completed one pass to TE Lance Kendricks for no gain.

►**At Minnesota (Oct. 15):** Saw the most significant action of his career to that point, coming in for an injured Rodgers (collarbone) on Green Bay's second series...Took 58 of 66 snaps, throwing for 157 yards and a TD with three INTs on 18-of-33 passing (54.5 percent)...Threw his first career TD pass, finding WR Davante Adams for a 14-yard TD on third down early in the second quarter...Stepped up in the pocket to avoid pressure and found a wide-open Adams near the Minnesota 5 before he took it in for the score...Late in the first half, connected with WR Jordy Nelson on a back-shoulder throw for 26 yards on third-and-6 to the Minnesota 8, setting up a Mason Crosby FG...Late in the fourth quarter, avoided pressure as he rolled to his left, finding Adams down the sideline for a 19-yard gain.

►**Vs. New Orleans (Oct. 22):** Made his first NFL start, taking over for an injured Rodgers, and completed 12 of 25 passes (48.0 percent) for 87 yards with an INT for a 39.9 rating...Rushed for 44 yards and a TD on three carries (14.7 avg)...Midway through the second quarter, scrambled down the left sideline for a 14-yard TD, the first TD run of his career, breaking a tackle attempt by CB Ken Crawley near the pylon...Later in the second quarter, eluded pressure and took off for a 22-yard run down the middle of the field...Posted the highest rushing average by a Green Bay quarterback (min. three att.) since Bart Starr rushed for 48 yards on three carries (16.0 avg.) at Chicago on Oct. 31, 1965.

►**Vs. Detroit (Nov. 6):** Started for the second straight game and threw for 245 yards on 26-of-38 passing (68.4 percent) for an 86.0 rating, all career highs...Completed passes to 10 different receivers on the evening and threw for a career-best 13 first downs...Posted a career-long 46-yard completion early in the fourth quarter, finding WR Randall Cobb over the middle as he took it down the sideline to the Detroit 21...The pass helped set up Hundley's 1-yard TD run four plays later as he became the first QB in team history to register a rushing TD in both of his first two career starts with the Packers...Finished with 22 yards rushing on four attempts (5.5 avg.).

### **83 Jeff Janis, WR, 4th Year, Saginaw Valley State**

- Played in all 16 games for the second straight season in 2016 and was one of only two players on the team (FB Aaron Ripkowski) to register both a rushing TD and a receiving TD.

- Posted a career-high 11 receptions for a career-best 93 yards (8.5 avg.) and a TD in '16.

- Recorded 20 tackles on special teams over the past two seasons, including a career-high 15 stops in 2015.

- Has registered a 26.3-yard average on 20 career kickoff returns, the fifth-best mark by a Packer with 20-plus returns.

**2017 SEASON:** Has played in all eight games, seeing time primarily on special teams...Has returned two kickoffs for 28 yards (14.0 avg.)...Has posted four tackles on special teams (No. 2 on the team).

►**Vs. Seattle (Sept. 10):** Played 19 snaps on special teams and three on offense...Served as the kickoff returner, but did not have any returns...Posted a tackle on special teams.

►**At Atlanta (Sept. 17):** Appeared on 19 plays on special teams and one on offense.

►**Vs. Cincinnati (Sept. 24):** Posted a tackle on special teams.

►**Vs. Chicago (Sept. 28):** Served as the kickoff returner and played one snap on offense.

►**At Dallas (Oct. 8):** Posted his first kickoff return of the season, a 17-yarder in the fourth quarter...Early in the fourth quarter, tackled WR

Ryan Switzer for a 1-yard loss at the Dallas 12 on Justin Vogel's 59-yard punt.

►**At Minnesota (Oct. 15):** Had one kickoff return for 11 yards.

►**Vs. New Orleans (Oct. 22):** Appeared on 10 plays on special teams and recorded a tackle.

►**Vs. Detroit (Nov. 6):** Played five snaps on special teams.

### **74 Ulrick John, T, 4th Year, Georgia State**

- Started three games at RT for the Arizona Cardinals in 2016 before suffering a season-ending shoulder injury. Was on Arizona's practice squad for the first three games this season before signing with Green Bay.

- Entered the league as a seventh-round draft choice (232nd overall) with the Indianapolis Colts in 2014. Was on injured reserve with the Colts as a rookie in 2014 and spent time on their practice squad in 2015 before signing with Miami in November, appearing in two games for the Dolphins that season.

**2017 SEASON:** Has played in one game...Dressed, but did not play, in three others and was inactive for one contest...Was signed to Green Bay's 53-man roster from Arizona's practice squad on Sept. 26.

►**Vs. Chicago (Sept. 28):** Dressed, but did not play.

►**At Dallas (Oct. 8):** Dressed, but did not see any action.

►**At Minnesota (Oct. 15):** Played the final 32 snaps of the game at RT, taking over for an injured Bryan Bulaga (concussion) after Justin McCray moved over to LT for an injured David Bakhtiari (hamstring).

►**Vs. New Orleans (Oct. 22):** Dressed, but did not play.

►**Vs. Detroit (Nov. 6):** Inactive (healthy scratch).

### **33 Aaron Jones, RB, Rookie, Texas-El Paso**

- Finished his career at UTEP ranked No. 1 in rushing yards (4,114) and 100-yard rushing games (17), No. 2 in rushing touchdowns (33) and all-purpose yards (4,760), and No. 3 in rushing attempts (658) and points (240).

- Ranked No. 4 in the country with 1,773 rushing yards in 2016, a total that also set the single-season school record at Texas-El Paso, and ranked No. 3 in the nation in rushing yards per game (147.8).

- Averaged 7.7 yards on 229 carries last season, the best mark in the country among players with 150-plus rushing attempts in 2016.

**2017 SEASON:** Has played in seven games with three starts...Has posted a team-high 358 rushing yards and three TDs on 67 carries (5.3 avg.)...Ranks No. 3 in the NFL in rushing yards per attempt (min. 6.25 att./team game)...Has rushed for 18 first downs on 67 attempts, a 26.9 percentage that ranks No. 3 among NFL running backs...Since Week 5, ranks No. 1 in the league in rushing average (5.72) and No. 9 in rushing yards per game (77.3)...Has registered two 125-yard rushing games, tied for the most in franchise history by a Green Bay rookie (John Brockington, 1971; Eddie Lacy, 2013)...Is tied for No. 2 in the NFL this season in 125-yard games behind only Steelers RB Le'Veon Bell (three)...Has added seven receptions for 16 yards (2.3 avg.) and a tackle on special teams.

►**Vs. Seattle (Sept. 10):** Inactive (healthy scratch).

►**At Atlanta (Sept. 17):** Made his NFL debut, appearing on eight plays on special teams.

►**Vs. Cincinnati (Sept. 24):** Played 12 snaps on special teams.

►**Vs. Chicago (Sept. 28):** Saw the most significant action of his career with injuries to RBs Ty Montgomery and Jamaal Williams, appearing on 30 plays and rushing for 49 yards and a TD on 13 carries (3.8 avg.)...Following a 58-yard completion from QB Aaron Rodgers to WR Jordy Nelson in the second quarter, took a handoff from Rodgers and scored on a 2-yard run up the middle, his first touchdown in the NFL...Also posted a tackle on special teams.

►**At Dallas (Oct. 8):** With Montgomery (ribs) sidelined, made his first NFL start and rushed for 125 yards and a TD on 19 carries (6.6 avg.)...Became the first Green Bay rookie to record a 100-yard rushing game in his first career start since Samkon Gado (103 yards at Atlanta, Nov. 13, 2005)...Posted a career-high five carries of 10-plus yards and rushed for a career-best seven first downs...Late in the first half, made a diving reception near the sideline for a 9-yard gain to the Dallas 7 before taking it up the middle on the next play for a 7-yard TD run, his second straight game with a TD...Midway through the third quarter, had a career-long 22-yard

run, first going left before cutting it back to the right as he took it down the middle of the field...On the Packers' game-winning drive, had a key 15-yard run to the Dallas 32, getting out of bounds to stop the clock with 39 seconds remaining.

►**At Minnesota (Oct. 15):** Led the team with 41 rushing yards on 13 attempts (3.2 avg.) in 43 snaps of action...Added a 1-yard reception.

►**Vs. New Orleans (Oct. 22):** Started for the second time on the season and led the team with a career-high 131 rushing yards and a TD on 17 carries (7.7 avg.), his second 100-yard rushing effort in three games...His 17 carries were the fewest by a Green Bay rookie with 125-plus rushing yards in a game...Posted the longest run by a Packer this season with his 46-yard TD run on the opening drive of the game, the longest rushing TD for Green Bay since RB James Starks' 65-yard TD run vs. San Diego on Oct. 18, 2015...Racked up 70 rushing yards on four attempts (17.5 avg.) on Green Bay's first series, going up the middle untouched on the 46-yard score...Late in the third quarter, bounced a run out to the right and took it down the sideline for a 22-yard pickup.

►**Vs. Detroit (Nov. 6):** Started and played 20 snaps, finishing with 12 yards rushing on five attempts (2.4 avg.) and two receptions for -1 yards.

## **27 Josh Jones, S, Rookie, North Carolina State**

• Started 32 of 38 games played in three seasons at North Carolina State, finishing each season in the top five on the team in tackles (No. 5 in 2014, No. 3 in 2015 and No. 1 in 2016).

• Named honorable mention All-ACC as a junior after ranking No. 9 in the ACC with a career-best 109 tackles (62 solo). Was the first Wolfpack player since 2013 to eclipse the 100-tackle mark.

• As a redshirt freshman in 2014, recorded a career-best four interceptions that he returned for a career-high 37 yards. Ranked No. 2 in the ACC in interceptions among all players and No. 4 nationally among freshmen.

**2017 SEASON:** Has played in all eight games with two starts (one at inside LB, one at SS) and has posted 35 tackles (30 solo), five tackles for a loss, two sacks, two QB pressures, two QB hits and a pass defended...Is tied for No. 4 on the team in tackles...Also has registered two tackles on special teams, tied for No. 2 on the team.

►**Vs. Seattle (Sept. 10):** Played 21 snaps on special teams, tied with LB Kyler Fackrell for the most on the team, and posted a tackle.

►**At Atlanta (Sept. 17):** Saw the first action of his career on defense, appearing on 29 plays with S Kentrell Brice departing late in the second quarter due to a groin injury...Brought down RB Devonta Freeman for a 1-yard loss on a fourth-quarter run...Also played 25 snaps on special teams and registered a tackle.

►**Vs. Cincinnati (Sept. 24):** Made his first NFL start, opening at inside LB, and posted a career-high 11 tackles (10 solo), three tackles for a loss and two sacks...Became the first rookie defensive back in team history to record two sacks in a game...Midway through the first quarter, came unblocked off the left side to sack QB Andy Dalton for a 6-yard loss on third down to force a Cincinnati punt...In the second quarter, came up from his inside-LB spot to bring down RB Joe Mixon for a 1-yard loss on a run...Late in the third quarter, came off the right side and blew by TE Tyler Kroft to get to Dalton again on third down for an 8-yard sack, forcing the Bengals to settle for a FG attempt by K Randy Bullock that went wide right...On the opening drive of overtime, immediately brought down Kroft after he made a catch in the flat, stopping him for just a 1-yard gain on third-and-6 to force a Cincinnati punt.

►**Vs. Chicago (Sept. 28):** Appeared on 51 of 65 defensive plays and posted five tackles (all solo).

►**At Dallas (Oct. 8):** Played 38 snaps on defense and registered three tackles (all solo).

►**At Minnesota (Oct. 15):** Appeared on 30 plays on defense and 19 on special teams...Posted a solo tackle, two QB pressures, two QB hits and a pass defended...On the final play of the first half, broke up a Hail Mary pass in the end zone thrown by QB Case Keenum.

►**Vs. New Orleans (Oct. 22):** Played 52 snaps on defense, posting four tackles (all solo), and 20 snaps on special teams.

►**Vs. Detroit (Nov. 6):** Started at SS with Morgan Burnett opening the game at inside LB...Played all 68 snaps and registered eight tackles (five solo), including a tackle for a loss...Early in the second quarter, brought

down RB Theo Riddick for a 4-yard loss on a run.

## **84 Lance Kendricks, TE, 7th Year, Wisconsin**

• Started a career-high 16 games for the Los Angeles Rams in 2016 and posted a career-best 50 receptions for 499 yards (10.0 avg.) and two TDs, becoming just the fifth tight end in franchise history to register 50-plus catches in a season.

• Registered a career-high seven catches in back-to-back games last season (Weeks 7, 9), the first tight end in Rams history to record seven-plus receptions in consecutive games.

• Posted 17 TD catches during his six seasons with the Rams, the second most by a TE in franchise history behind only Damone Johnson (18, 1986-92).

• Has played in 101 of a possible 104 games during his career, appearing in all 16 contests three times and in 15 games each of the other three seasons.

**2017 SEASON:** Has played in all eight games with two starts and has eight receptions for 126 yards (15.8 avg.) and a TD...Has added three tackles on special teams, which is tied for No. 3 on the team.

►**Vs. Seattle (Sept. 10):** Appeared on 21 plays and caught two passes for 18 yards (9.0 avg.).

►**At Atlanta (Sept. 17):** Played 13 snaps on offense and seven on special teams.

►**Vs. Cincinnati (Sept. 24):** Got his first start in a Green Bay uniform, opening the game as the Packers started two tight ends...Caught two passes for 52 yards (26.0 avg.) and a TD...On Green Bay's opening drive of the game, drew a 33-yard pass-interference penalty on CB Adam Jones that gave the Packers the ball at Cincinnati's 27...Capped the drive off with a 1-yard TD catch from QB Aaron Rodgers, his first TD as a Packer, freeing himself from DT Ryan Glasgow to make a wide-open catch in the end zone...On Green Bay's opening play of the second half, came back to make a catch from Rodgers at the Green Bay 43, spinning away from a tackle attempt by CB Dre Kirkpatrick and taking it down the middle of the field for a 51-yard gain to the Cincinnati 24, the second-longest catch of his career.

►**Vs. Chicago (Sept. 28):** Appeared on 18 plays and had one catch for no gain...Added a tackle on special teams, bringing down RB Tarik Cohen for a 2-yard loss on a second-quarter punt return.

►**At Dallas (Oct. 8):** Played 18 snaps on offense and had a 24-yard reception...On Green Bay's opening drive, found an opening down the seam to make a 24-yard grab to the Dallas 12, helping to set up Rodgers' 10-yard TD pass to WR Davante Adams two plays later.

►**At Minnesota (Oct. 15):** Appeared on six plays on offense and 12 on special teams...Brought down CB Marcus Sherels for a 5-yard loss at the Minnesota 18 on a second-quarter punt return.

►**Vs. New Orleans (Oct. 22):** Played 14 snaps on offense and 11 on special teams in his 100th career regular-season game...Posted a tackle on special teams.

►**Vs. Detroit (Nov. 6):** Started and played 29 snaps, posting two receptions for 32 yards (16.0 avg.)...Made a 21-yard grab down the middle of the field late in the fourth quarter.

## **20 Kevin King, CB, Rookie, Washington**

• Started all 14 games at cornerback as a senior in 2016, earning honorable mention All-Pacific-12 recognition as he helped the Huskies to their first conference title since 2000 and their first College Football Playoff berth.

• Led the team with a career-high 15 passes defended in 2016, contributing to a defense that ranked No. 2 in the Pac-12 and No. 22 in the country in passing yards allowed per game (192.6).

• Earned honorable mention All-Pac-12 recognition as a junior in 2015, a season that saw him rank No. 2 on the team with a career-high three interceptions.

**2017 SEASON:** Has appeared in seven games with five starts and has registered 24 tackles (16 solo), a tackle for a loss and four passes defended...Has posted a tackle on special teams.

►**Vs. Seattle (Sept. 10):** Appeared on six plays on defense and six on special teams...Recorded an assisted tackle and a pass defended in his NFL debut.

►**At Atlanta (Sept. 17):** Saw his most significant action as a pro,

appearing on 46 of 58 snaps on defense and recording three tackles (two solo) and two passes defended...Late in the first half, broke up a QB Matt Ryan pass over the middle intended for WR Julio Jones...Late in the third quarter, came up to bring down RB Tevin Coleman for no gain on a pass in the flat.

►**Vs. Cincinnati (Sept. 24):** Started his first NFL game and played all 61 snaps, opening at RCB with CB Davon House (quadricep) sidelined and CB Damarious Randall starting in House's place at LCB...Registered a career-high seven tackles (six solo).

►**Vs. Chicago (Sept. 28):** Started at RCB and played 61 of 65 snaps, finishing with two tackles (both solo)...Added a tackle on special teams.

►**At Dallas (Oct. 8):** Started at RCB, but was forced to leave the game late in the first quarter after sustaining a concussion...On the Cowboys' opening play, came up to drill RB Ezekiel Elliott for a 4-yard loss on a swing pass...Finished with two tackles (both solo) in his limited action.

►**At Minnesota (Oct. 15):** Inactive (concussion).

►**Vs. New Orleans (Oct. 22):** Started at RCB and played 50 snaps, posting six tackles (two solo).

►**Vs. Detroit (Nov. 6):** Started at RCB and appeared on 63 of 68 plays, posting three tackles (two solo) and a pass defended...Midway through the fourth quarter, broke up a slant pass from QB Matthew Stafford intended for WR Marvin Jones Jr.

### **63 Corey Linsley, C, 4th Year, Ohio State**

• Started at center in all 38 contests he has played in during his first three seasons in the NFL (2014-16).

• Part of an offense that averaged 26.8 points per game from 2014-16, No. 2 in the league over that span behind only New England (28.6 ppg).

• Started every game in 2014, becoming the first rookie center to open every game for the Packers since the league went to a 16-game schedule in 1978.

• Was named to the PFWA's All-Rookie team in '14, the first Green Bay center to be honored since its inception in 1974.

**2017 SEASON:** Has started all eight games at C...Has helped the offense rank No. 1 in red-zone scoring (73.1 percent), No. 8 in first downs per game (20.6) and tied for No. 5 in rushing TDs (eight).

►**Vs. Seattle (Sept. 10):** Started at C and played all 82 snaps, helping the offense rack up 26 first downs, the top mark by the Packers in a season opener since 2002 (29 vs. Atlanta), and a 39:13 time of possession, the best mark by Green Bay since Week 7 last season vs. Chicago (39:36)...Helped protect QB Aaron Rodgers as he threw for 311 yards and a TD on 28-of-42 passing.

►**At Atlanta (Sept. 17):** Started at C and played all 76 snaps, helping to protect Rodgers as he threw for 343 yards and two TDs on 33-of-50 passing.

►**Vs. Cincinnati (Sept. 24):** Started at C and played all 70 snaps, helping to block for Rodgers as he posted his franchise-record fifth consecutive 300-yard passing game with 313 yards and three TDs with one INT on 28-of-42 passing for a 102.6 passer rating.

►**Vs. Chicago (Sept. 28):** Started at C and played all 55 snaps, helping to block for Rodgers as he threw a season-high four TD passes on 18-of-26 passing for 179 yards.

►**At Dallas (Oct. 8):** Started at C and played all 60 snaps, helping the offense rack up a season-high 160 rushing yards on 25 carries (6.4 avg.), highlighted by a 125-yard effort from rookie RB Aaron Jones on 19 attempts (6.6 avg.)...It marked just the second time in the past 14 seasons (Week 15 at Chicago in 2016) that the Packers rushed for 160-plus yards on 25 or fewer carries...Also helped protect Rodgers as he threw three TD passes, his third straight game with three-plus TD passes.

►**At Minnesota (Oct. 15):** Started at C and played all 66 snaps, one of only two offensive linemen to appear on every play (G Jahri Evans).

►**Vs. New Orleans (Oct. 22):** Started at C and played all 55 snaps, helping the offense register a season-high 181 rushing yards and a season-best two rushing TDs on 24 carries (7.5 avg.), highlighted by Jones' season-best 131 yards and a TD on 17 attempts (7.7 avg.).

►**Vs. Detroit (Nov. 6):** Started at C and played all 59 snaps, helping to protect QB Brett Hundley as he completed 26 of 38 passes for 245 yards.

### **94 Dean Lowry, DE, 2nd Year, Northwestern**

• Played in 15 games as a rookie and registered 14 tackles (eight solo), two sacks, three tackles for a loss, nine QB pressures and three QB hits.

• Posted sacks in back-to-back games, recording one in Week 13 vs. Houston and one in Week 14 vs. Seattle.

• Appeared in all three postseason contests and posted two tackles (one solo) and a QB pressure.

**2017 SEASON:** Has played in all eight games with six starts and has registered 13 tackles (six solo), a half-sack, three tackles for a loss, two QB pressures and five QB hits.

►**Vs. Seattle (Sept. 10):** Started and played 15 snaps on defense.

►**At Atlanta (Sept. 17):** Appeared on 34 plays on defense and posted three tackles (all assisted).

►**Vs. Cincinnati (Sept. 24):** Started and played 37 snaps, posting two tackles (both solo), including a tackle for a loss, and a pass defended...Stopped RB Joe Mixon for a 1-yard loss on a run on Cincinnati's opening drive of the game.

►**Vs. Chicago (Sept. 28):** Started and played a season-high 47 snaps, recording an assisted tackle and a QB hit.

►**At Dallas (Oct. 8):** Started and played 29 snaps, posting two tackles (one solo)...Chased down RB Ezekiel Elliott and tackled him near the sideline for no gain on a third-and-1 in the second quarter.

►**At Minnesota (Oct. 15):** Started and appeared on 34 plays, recording two tackles (one solo), two QB pressures and two QB hits.

►**Vs. New Orleans (Oct. 22):** Started and played 27 snaps on defense, posting a solo tackle and a QB hit...On the first play from scrimmage in the second half, fought off a block from G Josh LeRibeus to bring down RB Mark Ingram for a 2-yard loss on a run to the right.

►**Vs. Detroit (Nov. 6):** Played 29 snaps on defense and registered two tackles (one solo), a tackle for a loss and a half-sack...Early in the second quarter, blew past T Rick Wagner to get into the backfield and bring down RB Ameer Abdullah for a 2-yard loss...Early in the third quarter, bulled over TE Darren Fells to get to QB Matthew Stafford with LB Nick Perry for a shared 8-yard sack.

### **50 Blake Martinez, LB, 2nd Year, Stanford**

• Played in 13 games with nine starts at ILB as a rookie last season and ranked No. 5 on the team with 62 tackles (46 solo), a sack, four tackles for a loss, two QB hits, two QB pressures, an interception and five passes defended.

• Part of a run defense that ranked No. 8 in the league in rushing yards allowed per game (94.7) and No. 7 in runs of 10-plus yards allowed (37) in 2016.

• Appeared in all three postseason games with one start and recorded five tackles (four solo), including a tackle for a loss, and added a tackle on special teams.

**2017 SEASON:** Has started all eight games and has registered a team-high 82 tackles (62 solo), six tackles for a loss, a sack, a forced fumble, a fumble recovery, two QB pressures, two QB hits and four passes defended...Has added a tackle on special teams.

►**Vs. Seattle (Sept. 10):** Started and played 42 of 47 snaps, finishing with five tackles (three solo), including a tackle for a loss...Stopped RB C.J. Proise for a 1-yard loss on a run late in the second quarter.

►**At Atlanta (Sept. 17):** Started and played 38 snaps, recording five tackles (all solo), a sack and two tackles for a loss...Late in the third quarter, came through untouched to bring down QB Matt Ryan for an 8-yard sack on third-and-4 to force the Falcons to settle for a FG...Late in the fourth quarter, came off the right side to bring down RB Devonta Freeman for a 1-yard loss on a run.

►**Vs. Cincinnati (Sept. 24):** Started and appeared on 47 of 61 snaps, leading the team with 12 tackles (six solo) and a tackle for a loss...On Cincinnati's opening play of overtime, came up to drill RB Joe Mixon for a 2-yard loss.

►**Vs. Chicago (Sept. 28):** Started and played 45 snaps, recording eight tackles (five solo) and the first fumble recovery of his career...On Chicago's second drive of the game, recovered a fumble by QB Mike Glennon at the Green Bay 24.

►**At Dallas (Oct. 8):** Started and played 70 of 74 snaps, leading the

team with 13 tackles (10 solo)...Added two QB pressures, two QB hits and a pass defended...Late in the first quarter, fought off a block from FB Keith Smith to get to QB Dak Prescott and break up his pass intended for RB Ezekiel Elliott.

► **At Minnesota (Oct. 15):** Started and played 76 of 77 snaps, leading the team with 14 tackles (12 solo), including two for a loss, and a career-best three passes defended...Stopped RB Latavius Murray for a 1-yard loss on a first-quarter run...Late in the first quarter, came up to tackle RB Jerick McKinnon after he caught a swing pass on third-and-6, stopping him for no gain at the Green Bay 48 to force a Minnesota punt...With just over four minutes remaining in the second quarter, dropped back into coverage and deflected a QB Case Keenum pass that was intercepted by CB Damarious Randall at the Green Bay 48 and returned 10 yards to help set up a Mason Crosby FG...Early in the third quarter, came up the middle to trip up Murray for a 3-yard loss on a run.

► **Vs. New Orleans (Oct. 22):** Started and appeared on 75 of 76 snaps, pacing the team with 15 tackles (13 solo) as he set a new single-game career high for the third straight week...Added a tackle on special teams.

► **Vs. Detroit (Nov. 6):** Started and played all 68 snaps, leading the team in tackles for the fourth straight game with 10 stops (eight solo)...Recorded the first forced fumble of his career, punching the ball out from RB Ameer Abdullah on the first play of the fourth quarter on a run up the middle, a fumble that was recovered by Detroit...Helped limit the Lions to just 64 rushing yards on 33 carries (1.9 avg.), just the fourth time since the 1970 AFL-NFL merger that the Packers allowed 65 or fewer rushing yards on 30-plus attempts by an opponent.

## **52 Clay Matthews, LB, 9th Year, Southern California**

- Has earned six Pro Bowl selections in his eight-year career, two more than any Packers linebacker and tied with DE Reggie White for the second-most selections by a defensive player in team history, trailing only S Willie Wood (eight).

- Ranks No. 1 on the Packers' all-time list (since 1982) with 75.0 career sacks after surpassing DE Kaber Gbaja-Biamila (74.5) in Week 4 this season. Is tied for No. 1 in franchise history (since 1982) with four 10-sack seasons (White and Gbaja-Biamila).

- Became the first player in franchise history to earn Pro Bowl recognition in each of his first four seasons in the league (2009-12).

**2017 SEASON:** Has started all eight games and has posted 30 tackles (24 solo), a team-high seven tackles for a loss, 2.5 sacks, a fumble recovery, six QB hits and eight QB pressures.

► **Vs. Seattle (Sept. 10):** Started at LOLB and played 43 of 49 snaps, posting two tackles (both solo) and a QB pressure.

► **At Atlanta (Sept. 17):** Opened at LOLB and appeared on 52 of 58 plays, finishing with five tackles (all solo), 1.5 sacks, three tackles for a loss, three QB pressures and a QB hit...On Atlanta's second possession, came around on a stunt to get past T Ty Sambrailo on his way to a shared 11-yard sack of QB Matt Ryan with LB Joe Thomas...Early in the second quarter, blew past Sambrailo to team with DT Quinton Dial as they brought down RB Tevin Coleman for a 2-yard loss on a run...Later in the second quarter, shed a block from G Wes Schweitzer on his way to a 10-yard sack of Ryan on third down as the Falcons were forced to settle for a FG.

► **Vs. Cincinnati (Sept. 24):** Started at ROLB and played 49 of 61 snaps...Registered three tackles (all solo).

► **Vs. Chicago (Sept. 28):** Started at LOLB and appeared on 45 plays, finishing with three tackles (all solo), a sack, a forced fumble, a QB pressure and two QB hits...Became the all-time franchise leader in sacks (since 1982) on the Bears' first offensive play when he beat TE Dion Sims to get to QB Mike Glennon, punching the ball out on the sack, a fumble that was recovered by LB Jake Ryan at the Chicago 3 to set up a Green Bay TD...The sack was the 75th of his career as he moved past Gbaja-Biamila (74.5).

► **At Dallas (Oct. 8):** Started at ROLB and registered six tackles (five solo), a tackle for a loss and a pass defended...On the Cowboys' opening drive, fought off a block from T Tyron Smith to bring down RB Ezekiel Elliott for a 4-yard loss on a first-down run...Early in the fourth quarter, drilled TE Jason Witten to break up a short pass over the middle from QB Dak Prescott.

► **At Minnesota (Oct. 15):** Started at ROLB and played 65 snaps, fin-

ishing with two tackles (both solo), including a tackle for a loss, a fumble recovery and two QB hits...Early in the second quarter, scooped up a RB Jerick McKinnon fumble at the Green Bay 19, one that was forced by DT Kenny Clark, and returned it down the sideline 63 yards to the Minnesota 18, setting up a 14-yard TD pass from QB Brett Hundley to WR Davante Adams three plays later.

► **Vs. New Orleans (Oct. 22):** Started at LOLB and appeared on 57 snaps, posting six tackles (three solo), a tackle for a loss and a QB pressure...Early in the fourth quarter, blew by T Ryan Ramsey to get into the backfield and tackle RB Mark Ingram for a 3-yard loss.

► **Vs. Detroit (Nov. 6):** Started at LOLB and played 42 snaps, recording three tackles (one solo) and a QB hit.

## **32 Devante Mays, RB, Rookie, Utah State**

- Rushed for 1,225 yards and 12 TDs on 202 carries (6.1 avg.) in two seasons at Utah State (2015-16), appearing in 19 games with eight starts.

- Was limited to just six games as a senior in 2016 due to knee and ankle injuries, but rushed for a career-high 208 yards on just 18 carries (11.6 avg.) and matched his career best with three rushing TDs in the season opener vs. Weber State.

- Led the Aggies in rushing yards (966), rushing attempts (165) and rushing TDs (nine) as a junior in 2015, ranking third in the conference in yards per carry (5.9 avg.).

**2017 SEASON:** Has played in three games, seeing limited time on special teams...Dressed, but did not play, in two games and was inactive for three other contests.

► **Vs. Seattle (Sept. 10):** Appeared on one play on special teams in his NFL debut.

► **At Atlanta (Sept. 17):** Inactive (healthy scratch).

► **Vs. Cincinnati (Sept. 24):** Played 11 snaps on special teams.

► **Vs. Chicago (Sept. 28):** Inactive (healthy scratch).

► **At Dallas (Oct. 8):** Appeared on eight plays on special teams.

► **At Minnesota (Oct. 15):** Dressed, but did not play.

► **Vs. New Orleans (Oct. 22):** Inactive (healthy scratch).

► **Vs. Detroit (Nov. 6):** Dressed, but did not play.

## **64 Justin McCray, G, First Year, Central Florida**

- Signed by Green Bay as a free agent on March 29, 2017. Entered the league as an undrafted free agent with the Tennessee Titans in 2014 and spent that season on Tennessee's practice squad.

- Played for the Orlando Predators of the Arena Football League in 2016.

- Appeared in 45 games with 32 starts in four seasons at Central Florida (2010-13), with 23 of the starts coming at RG.

**2017 SEASON:** Has played in all eight games with four starts (two at RT, two at LG)...Has helped the offense rank No. 1 in red-zone scoring (73.1 percent), No. 8 in first downs per game (20.6) and tied for No. 5 in rushing TDs (eight).

► **Vs. Seattle (Sept. 10):** Played five snaps on special teams in his NFL debut.

► **At Atlanta (Sept. 17):** Made his first career NFL start, opening at RT in place of an injured Bryan Bulaga (ankle) with T Kyle Murphy starting at LT in place of David Bakhtiari (hamstring)...Played all 76 snaps, helping to protect QB Aaron Rodgers as he threw for 343 yards and two TDs on 33-of-50 passing.

► **Vs. Cincinnati (Sept. 24):** Played 25 snaps on offense, appearing on two plays at LG in place of an injured Lane Taylor late in the first half and then the final 23 snaps of the game at RT in place of an injured Bulaga (ankle).

► **Vs. Chicago (Sept. 28):** Started at RT in place of Bulaga (ankle) and played all 55 snaps, helping to block for Rodgers as he threw a season-high four TD passes on 18-of-26 passing for 179 yards.

► **At Dallas (Oct. 8):** Started at LG with Lane Taylor sliding over to start at LT in place of Bakhtiari (hamstring)...Played all 60 snaps and helped the offense rack up a season-high 160 rushing yards on 25 carries (6.4 avg.), highlighted by a 125-yard effort from rookie RB Aaron Jones on 19 attempts (6.6 avg.)...It marked just the second time in the past 14 seasons (Week 15 at Chicago in 2016) that the Packers rushed for 160-plus yards on 25 or fewer carries...Also helped protect Rodgers as he threw three TD

passes, his third straight game with three-plus TD passes.

► **At Minnesota (Oct. 15):** Did not start, but played 51 of 66 snaps in reserve duty, appearing at three different positions on the offensive line... Took over at LG for an injured Taylor (knee/ankle) early in the second quarter before kicking out to RT for an injured Bulaga (concussion) for the third quarter... Moved to LT for the fourth quarter in place of an injured David Bakhtiari (hamstring).

► **Vs. New Orleans (Oct. 22):** Started at LG in place of an injured Taylor (ankle) and played all 55 snaps... Helped the offense register a season-high 181 rushing yards and a season-best two rushing TDs on 24 carries (7.5 avg.), highlighted by Jones' season-best 131 yards and a TD on 17 attempts (7.7 avg.).

► **Vs. Detroit (Nov. 6):** Played the final 17 snaps of the game at RT in place of an injured Bulaga (knee).

### **88 Ty Montgomery, RB, 3rd Year, Stanford**

- Made the transition from WR to RB last season, appearing in 15 games with six starts and leading the team with 457 rushing yards and three TDs on just 77 carries (5.9 avg.).

- Among NFL running backs with 75-plus carries, ranked No. 1 in the league in 2016 with an average of 5.94 yards per carry. That average also ranks No. 2 in franchise single-season history (min. 75 att.) behind only QB Tobin Rote's 6.88-yard average in 1951 (76-523).

- Was the only player in the NFL last season with 75-plus rushing attempts, 40-plus receptions and 15-plus kickoff returns, also becoming the first player in team history to eclipse each of those marks in a single season.

- Rushed for a career-high 162 yards and two TDs on just 16 carries (10.1 avg.) last season at Chicago in Week 15, the best yardage output by a Packer since RB Samkon Gado ran for 171 yards vs. Detroit on Dec. 11, 2005.

**2017 SEASON:** Has played in seven games with five starts and has rushed for 219 yards and two TDs on 65 carries (3.4 avg.)... Has also posted 21 receptions for 159 yards (7.6 avg.) and a TD.

► **Vs. Seattle (Sept. 10):** Started and posted a career-high 19 carries for 54 yards (2.8 avg.) and a TD... Scored on a 6-yard run early in the third quarter, giving Green Bay a 7-3 lead that it would not relinquish... Added four receptions for 39 yards (9.8 avg.), including a 20-yard reception early in the fourth quarter... Caught a swing pass from QB Aaron Rodgers, made CB Justin Coleman miss and then broke a tackle by S Earl Thomas to pick up extra yardage to the Seattle 44.

► **At Atlanta (Sept. 17):** Rushed for 35 yards and a TD on 10 carries (3.5 avg.), his second straight game with a rushing TD, and added 75 yards and a TD on six receptions (12.5 avg.)... It marked the first time in his career that he posted a rushing TD and a receiving TD in the same game, and he became the first Packer to do so since RB James Starks (vs. Dallas, Dec. 13, 2015)... Became the first Packer to record 75-plus yards receiving, a receiving TD and a rushing TD in the same game since RB Dorsey Levens (92 receiving yards, one receiving TD, two rushing TDs) at Indianapolis on Nov. 16, 1997... On Green Bay's opening drive, came out of the slot to catch a quick pass from Rodgers in the flat, taking it down the sideline for a 23-yard gain to the Atlanta 2... Two plays later, took it in for a 1-yard run off left end to even the game at 7... In the fourth quarter, caught a quick pass from Rodgers, made LB De'Vondre Campbell miss and then took it down the sideline for a 23-yard gain to the Green Bay 38... Would cap the drive off with a 1-yard TD catch on a shovel pass from Rodgers, the 300th career TD pass of Rodgers' career.

► **Vs. Cincinnati (Sept. 24):** Led the team with 35 rushing yards on 12 carries (2.9 avg.) and paced the team with eight receptions for 15 yards (1.9 avg.).

► **Vs. Chicago (Sept. 28):** Started and rushed for 28 yards on five carries (5.6 avg.) on the opening drive, but was forced to leave the game after just five snaps due to a rib injury and did not return.

► **At Dallas (Oct. 8):** Inactive (ribs).

► **At Minnesota (Oct. 15):** Returned to the starting lineup and rushed for 28 yards on 10 carries (2.8 avg.), adding a 3-yard reception.

► **Vs. New Orleans (Oct. 22):** Rushed for 6 yards on four carries (1.5 avg.) and posted a 9-yard reception.

► **Vs. Detroit (Nov. 6):** Led the offense with 33 rushing yards on five

attempts (6.6 avg.) and added an 18-yard reception in 24 snaps of action... Late in the first half, picked up 18 yards on a screen pass to the Detroit 35 to help set up K Mason Crosby's 35-yard field goal as time expired in the first half.

### **68 Kyle Murphy, T, 2nd Year, Stanford**

- Played in three games as a rookie in 2016, seeing limited action at right guard and as an extra lineman.

- Dressed and did not play in one other game last season and was inactive for the other 12 contests (healthy scratch). Also was inactive for all three postseason games.

**2017 SEASON:** Started the first three games of the season, opening two at LT and one at RT... Was placed on injured reserve (foot) on Sept. 26.

► **Vs. Seattle (Sept. 10):** Made his first career start in the NFL, opening at RT in place of an injured Bryan Bulaga (ankle)... Played all 82 snaps, helping the offense rack up 26 first downs, the top mark by the Packers in a season opener since 2002 (29 vs. Atlanta), and a 39:13 time of possession, the best mark by Green Bay since Week 7 last season vs. Chicago (39:36)... Helped protect QB Aaron Rodgers as he threw for 311 yards and a TD on 28-of-42 passing.

► **At Atlanta (Sept. 17):** Started for the second straight week, making his first career start at LT as he opened in place of injured David Bakhtiari (hamstring)... Played all 76 snaps, helping to protect Rodgers as he threw for 343 yards and two TDs on 33-of-50 passing.

► **Vs. Cincinnati (Sept. 24):** Started for the third straight game, opening at LT in place of an injured Bakhtiari (hamstring)... Helped to block for Rodgers as he posted his franchise-record fifth consecutive 300-yard passing game with 313 yards and three TDs with one INT on 28-of-42 passing for a 102.6 passer rating.

### **87 Jordy Nelson, WR, 10th Year, Kansas State**

- Returned to action last season after missing the entire 2015 campaign (knee), catching 97 passes for 1,257 yards (13.0 avg.) and a league-leading 14 TDs on his way to winning the NFL Comeback Player of the Year from *The Associated Press*, the first Packer to earn the honor.

- Ranks No. 4 in franchise history in receptions (527), No. 5 in receiving yards (7,704), No. 2 in TD receptions (69) and No. 3 in 100-yard receiving games (25).

- Is one of only two players in franchise history (WR Sterling Sharpe, 1992-94) to register three straight seasons with 85-plus receptions (2013-14, 2016).

- Is the only player in team annals to record three seasons with 13-plus TD receptions (2011, 2014, 2016) and is the only active player in the league to do so.

- Has posted 1,250-plus receiving yards and 13-plus TD catches in the same season three times in his career (2011, 2014, 2016), the fourth most in NFL history behind only Jerry Rice (six), Randy Moss (five) and Terrell Owens (four).

- Ranks No. 2 in the NFL with 63 TD receptions since 2011 despite missing the entire 2015 season due to injury. Has posted 15 games with two or more TD catches since 2011, No. 1 in the league over that span.

**2017 SEASON:** Has started all eight games and has 30 receptions for 338 yards (11.3 avg.) and six TDs... Is tied for No. 3 in the NFL in TD catches and is tied for No. 2 in the league in red-zone TD receptions with five.

► **Vs. Seattle (Sept. 10):** Started and played 76 of 82 snaps, posting seven receptions for 79 yards (11.3 avg.) and a TD... Late in the third quarter, came out of the slot and got past LB Bobby Wagner and S Earl Thomas to make a 32-yard TD grab down the middle of the field on a free play for the Packers (12 men on the field for Seattle)... Posted his 500th career reception (1-yard reception in the second quarter), becoming just the fourth player in franchise history (Donald Driver, Sharpe, James Lofton) to reach that mark... Registered six-plus catches in his seventh consecutive regular-season game, a career high and the longest by a Packer since Sharpe's 13-game streak in 1993-94.

► **At Atlanta (Sept. 17):** Started, but departed the game after just seven snaps due to a quadriceps injury, and did not return.

► **Vs. Cincinnati (Sept. 24):** Started and played 67 of 70 snaps, posting six receptions for 52 yards (8.7 avg.) and two TDs... With the two TD grabs,

moved past Sharpe (65) for No. 2 on the all-time franchise list for TD catches...His first TD grab came on the opening drive of the third quarter, a 1-yard catch from a scrambling Rodgers...His second TD came with 17 seconds remaining, a 3-yarder from Rodgers near the pylon as he made the diving catch with CB Dre Kirkpatrick in coverage.

►**Vs. Chicago (Sept. 28):** Started and played 51 of 55 snaps, leading the team with 75 receiving yards and two TDs on four catches (18.8 avg.)... It marked his second straight game with two TD receptions, only the third time in his career that he had accomplished that feat (Weeks 10-11, 16-17 in 2011)...In the second quarter, beat DB Marcus Cooper Sr. down the seam to make a leaping 58-yard reception in the middle of the field, hauling the ball in at the Chicago 16 before taking it down the sideline to the 2-yard line to set up RB Aaron Jones' TD run on the next play...Late in the third quarter, caught a quick pass from Rodgers in the flat and took it in untouched for the 4-yard TD...On the first play of the fourth quarter, came out of the slot on third down to make a wide-open catch in the back corner of the end zone for an 8-yard TD.

►**At Dallas (Oct. 8):** Started and played 49 snaps, posting a TD catch for the third straight game...On the opening play of the fourth quarter, made a wide-open 10-yard catch in the middle of the end zone on a play-action pass from Rodgers.

►**At Minnesota (Oct. 15):** Started and played 61 of 66 snaps, finishing with a team-high six catches for a team-best 60 receiving yards (10.0 avg.)...Late in the first half, made a 26-yard grab near the sideline on a back-shoulder throw with CB Trae Waynes in coverage, helping to set up a Mason Crosby FG.

►**Vs. New Orleans (Oct. 22):** Started and appeared on 51 of 55 plays, posting a 13-yard reception.

►**Vs. Detroit (Nov. 6):** Started and played 49 of 59 snaps, recording four receptions for 35 yards (8.8 avg.).

### **98 Chris Odom, LB, Rookie, Arkansas State**

• Was claimed off waivers from the Atlanta Falcons in September 2017. Was originally signed by Atlanta as an undrafted free agent in May 2017.

• Earned first-team All-Sun Belt recognition as a senior in 2016 after registering 53 tackles (28 solo), 12.5 sacks, 17.5 tackles for a loss and four forced fumbles.

**2017 SEASON:** Has played in six games, seeing time on defense and special teams...Has recorded eight tackles (four solo), a tackle for a loss and a QB pressure on defense.

►**Vs. Seattle (Sept. 10):** Appeared on one play on special teams in his NFL debut.

►**At Atlanta (Sept. 17):** Was active, but did not see any action.

►**Vs. Cincinnati (Sept. 24):** Saw the first defensive action of his NFL career, appearing on eight plays and posting two tackles (one solo) and a QB pressure.

►**Vs. Chicago (Sept. 28):** Appeared on eight plays on defense and five on special teams.

►**At Dallas (Oct. 8):** Inactive (healthy scratch).

►**At Minnesota (Oct. 15):** Appeared on one play on defense.

►**Vs. New Orleans (Oct. 22):** Played a season-high 21 snaps on defense, posting a season-best three tackles (one solo).

►**Vs. Detroit (Nov. 6):** Appeared on 11 plays on defense and posted three tackles (two solo), including a tackle for a loss...Late in the fourth quarter, tackled T Brian Mihalik for a 4-yard loss after Mihalik hauled in a QB Matthew Stafford pass that had been deflected near the line of scrimmage by LB Kyler Fackrell.

### **77 Adam Pankey, G/T, Rookie, West Virginia**

• Signed with the Packers as an undrafted free agent in May 2017 after playing in 45 games with 36 starts in four seasons at West Virginia.

• Earned second-team All-Big 12 honors as a senior in 2016, blocking for an offense that gained 6,312 yards, including 2,969 rushing yards on 574 attempts (5.2 avg.), and ranked No. 2 in the conference in sacks allowed.

**2017 SEASON:** Has dressed, but did not see any action, in three games, and has been inactive for four contests...Spent the first week of the season on the team's practice squad before being signed to the 53-man roster on Sept. 13.

►**At Atlanta (Sept. 17):** Dressed, but did not play.

►**Vs. Cincinnati (Sept. 24):** Dressed, but did not see any action.

►**Vs. Chicago (Sept. 28):** Was active, but did not see any action.

►**At Dallas (Oct. 8):** Inactive (healthy scratch).

►**At Minnesota (Oct. 15):** Inactive (healthy scratch).

►**Vs. New Orleans (Oct. 22):** Inactive (healthy scratch).

►**Vs. Detroit (Nov. 6):** Inactive (healthy scratch).

### **62 Lucas Patrick, G, First Year, Duke**

• Spent the entire 2016 on Green Bay's practice squad after originally signing with the team as an undrafted free agent in June 2016.

• Lettered four years at Duke, seeing action in 44 games with 26 starts. Finished out his career with 21 consecutive starts at LG.

**2017 SEASON:** Has played in seven games with one start, seeing action on offense and special teams.

►**Vs. Seattle (Sept. 10):** Inactive (healthy scratch).

►**At Atlanta (Sept. 17):** Played seven snaps on special teams.

►**Vs. Cincinnati (Sept. 24):** Appeared on five plays on special teams.

►**Vs. Chicago (Sept. 28):** Made his first NFL start, opening at LG with G Lane Taylor shifting to LT in place of an injured David Bakhtiari (ham-string)...Played all 55 snaps and helped to block for Rodgers as he threw a season-high four TD passes on 18-of-26 passing for 179 yards.

►**At Dallas (Oct. 8):** Appeared on five plays on special teams.

►**At Minnesota (Oct. 15):** Played LG for the second half (38 snaps) in place of an injured Taylor (knee/ankle) and after Justin McCray moved to RT in place of an injured Bryan Bulaga (concussion).

►**Vs. New Orleans (Oct. 22):** Appeared on four plays on special teams.

►**Vs. Detroit (Nov. 6):** Played four snaps on special teams.

### **59 Taybor Pepper, LS, Rookie, Michigan State**

• Was with the Packers during the offseason in 2017 and also spent time with the Baltimore Ravens during the 2017 preseason.

• Served as the long snapper at Michigan State for four seasons (2012-15), appearing in 54 career games with the Spartans.

**2017 SEASON:** Played in four games...Was signed by Green Bay on Sept. 25...Was placed on injured reserve on Nov. 3 after sustaining a foot injury in practice on Nov. 2.

►**Vs. Chicago (Sept. 28):** Made his NFL debut, snapping for Mason Crosby's five extra points and Justin Vogel's five punts.

►**At Dallas (Oct. 8):** Handled snapping duties for all punts and place-kicks.

►**At Minnesota (Oct. 15):** Snapped for Crosby's 26-yard FG and for Vogel's six punts, including his career-high four inside the 20.

►**Vs. New Orleans (Oct. 22):** Snapped for Crosby's 46-yard FG and Vogel's five punts (46.2-yard net, 47.6-yard gross).

### **53 Nick Perry, LB, 6th Year, Southern California**

• Appeared in 14 games with 12 starts in 2016 and led the team with a career-high 11 sacks, which was tied for No. 8 in the NFL. Also posted a career-best 60 tackles (43 solo), 15 QB hits (No. 2 on the team), four passes defensed and the first INT of his career.

• Has registered a two-sack game in each of the last four seasons (2013-2016), the only Packer to do so over that span.

• His seven career postseason sacks rank No. 3 in franchise history (since 1982) behind LB Clay Matthews (11) and DE Reggie White (eight). Since entering the league in 2012, Perry's seven postseason sacks are the most in the NFL over that span.

• Tied the franchise record for sacks in a single postseason (Matthews, 2010) with 3.5 in the 2015 playoffs.

**2017 SEASON:** Has played in seven games with six starts and has posted 28 tackles (17 solo), a team-high 4.0 sacks, five tackles for a loss, a forced fumble, a fumble recovery, a team-high 10 QB hits, a team-best 11 QB pressures and a pass defensed.

►**Vs. Seattle (Sept. 10):** Started at ROLB and played 42 of 49 snaps, recording seven tackles (three solo), two tackles for a loss, 1.5 sacks, a pass defensed, six QB pressures and four QB hits...It marked his third straight regular-season game with at least one sack and gave him 4.5 sacks over his past three games...On Seattle's third play from scrimmage

mage, knocked back LT Rees Odhiambo to get to QB Russell Wilson as he brought him down for a 6-yard sack on third down...Beat Odhiambo on Seattle's opening play of the second half as he teamed with DT Mike Daniels to sack Wilson for a 10-yard loss.

► **At Atlanta (Sept. 17):** Started at ROLB and appeared on 53 of 58 snaps, finishing with four tackles (three solo), three QB hits and two QB pressures.

► **Vs. Cincinnati (Sept. 24):** Inactive (hand).

► **Vs. Chicago (Sept. 28):** Saw 33 snaps of action, playing with a club on his injured hand, and posted four tackles (three solo), a QB hit and a QB pressure.

► **At Dallas (Oct. 8):** Started at LOLB and appeared on 48 plays, finishing with three tackles (two solo), a sack, a forced fumble, a fumble recovery, two QB pressures and a QB hit...On the final play of the first half, beat T Tyron Smith to sack QB Dak Prescott and force a fumble, one that was recovered by the Cowboys...Was credited with a fumble recovery on the final play of the game when he picked up a lateral thrown by TE Jason Witten.

► **At Minnesota (Oct. 15):** Started at LOLB, appearing on 57 snaps and posting three tackles (one solo).

► **Vs. New Orleans (Oct. 22):** Started at ROLB and registered three tackles (two solo) and a sack...Late in the first half, bowled over T Terron Armstead and drilled QB Drew Brees for a 7-yard sack.

► **Vs. Detroit (Nov. 6):** Opened at ROLB and played 38 snaps, recording four tackles (three solo), a tackle for a loss, and a half-sack...Early in the third quarter, made an inside move to beat T Rick Wagner as he got to QB Matthew Stafford with DE Dean Lowry for a shared 8-yard sack...Later in the third quarter, stopped RB Ameer Abdullah for a 1-yard loss on a run to the left.

#### **41 Lenzy Pipkins, CB, Rookie, Oklahoma State**

- Signed by Green Bay as an undrafted free agent in May 2017.
- Played in 47 games with 22 starts over four seasons at Oklahoma State (2016) and Louisiana-Monroe (2013-15).

**2017 SEASON:** Has played in four games, seeing time on defense and special teams...Has posted eight tackles (four solo), including a tackle for a loss, on defense and a tackle on special teams.

► **Vs. Seattle (Sept. 10):** Inactive (healthy scratch).

► **At Atlanta (Sept. 17):** Inactive (healthy scratch).

► **Vs. Cincinnati (Sept. 24):** Made his NFL debut, appearing on 17 plays on special teams.

► **Vs. Chicago (Sept. 28):** Inactive (healthy scratch).

► **At Dallas (Oct. 8):** Inactive (healthy scratch).

► **At Minnesota (Oct. 15):** Saw the most significant action of his career, appearing on 46 plays on defense with several injuries in the secondary...Registered eight tackles (four solo), including a tackle for a loss...Midway through the fourth quarter, came up to tackle RB Jerick McKinnon for a 6-yard loss at the Minnesota 10 on a swing pass from QB Case Keenum...Added a tackle on special teams.

► **Vs. New Orleans (Oct. 22):** Appeared on five plays on special teams.

► **Vs. Detroit (Nov. 6):** Played one snap on defense and three on special teams.

#### **23 Damarious Randall, CB, 3rd Year, Arizona State**

- Saw action in 10 games with nine starts in 2016 and was tied for No. 2 on the team with three interceptions. Ranked No. 11 in the league with 91 return yards on his INTs.

- Played in 15 games with nine starts (six at LCB, two at RCB, one in the slot) in 2015 and tied for the team lead and No. 2 among NFL rookies with three interceptions, including one he returned for a TD. Finished with a team-best 16 passes defended.

- Named the NFL's Defensive Rookie of the Month for November 2015, joining CB Casey Hayward (October 2012) as the only Green Bay defensive backs to win the award.

**2017 SEASON:** Has played in eight games with six starts (two at RCB, three at LCB, one as the third CB) and has posted 34 tackles (28 solo), three tackles for a loss, a team-high three interceptions, a fumble recovery and five passes defended (tied for team lead)...Is tied for No. 3 in the NFL

in interceptions...Has posted three-plus INTs in each of his first three seasons (2015-17), one of only six players in franchise history (since 1940) to do so and the first since CB Tim Lewis (1983-85).

► **Vs. Seattle (Sept. 10):** Started at RCB and played 40 of 49 snaps, finishing with seven tackles (all solo) and a pass defended...In the third quarter on second-and-goal at the Green Bay 3, broke up a QB Russell Wilson pass in the flat intended for WR Paul Richardson...Helped limit Wilson to a 69.7 passer rating as he completed just 14 of 27 passes for 158 yards with no TDs.

► **At Atlanta (Sept. 17):** Opened at RCB and appeared on 28 plays, posting three tackles (two solo).

► **Vs. Cincinnati (Sept. 24):** Started at LCB and played 52 of 61 snaps, recording five tackles (four solo) with a tackle for a loss...Late in the first quarter, came up to bring down RB Joe Mixon for a 6-yard loss on a run.

► **Vs. Chicago (Sept. 28):** Started at LCB and played 29 snaps, posting five tackles (all solo), including a tackle for a loss...Came up to knock RB Tarik Cohen out of bounds for a 1-yard loss on a run late in the first quarter.

► **At Dallas (Oct. 8):** Played 60 of 74 snaps, posting three tackles (one solo), an interception and two passes defended...Early in the fourth quarter, intercepted a QB Dak Prescott pass that went off the hands of WR Terrance Williams at the Dallas 21, returning the pick 21 yards for the TD to give the Packers a 28-24 lead...It was the second INT return for a TD in his career and the first for Green Bay since his 43-yard return for a TD at Oakland on Dec. 20, 2015...On the Cowboys' next drive, broke up a deep pass down the sideline from Prescott intended for Williams.

► **At Minnesota (Oct. 15):** Started at LCB and appeared on 59 plays, posting five tackles (four solo) and an interception...Registered an INT for the second straight game, the second time he has done so in his career (Weeks 8-9, 2015), as he picked off a QB Case Keenum pass late in the second quarter that had been deflected by LB Blake Martinez...Made the interception at the Green Bay 48 and returned it 10 yards to help set up a Mason Crosby FG.

► **Vs. New Orleans (Oct. 22):** Played 48 snaps and registered two tackles (both solo) and an INT...On the Saints' opening drive, covered WR Brandon Coleman down the seam and came underneath him to intercept QB Drew Brees' pass intended for Coleman in the end zone, marking the third straight game Randall had posted an INT...Became the first Packer to register an INT in three consecutive games since CB Casey Hayward in 2012 (Weeks 5-7).

► **Vs. Detroit (Nov. 6):** Started as the third CB and played 52 snaps, recording four tackles (three solo), a tackle for a loss and a fumble recovery...On Detroit's first play from scrimmage, came up from the slot to bring down RB Ameer Abdullah for a 2-yard loss on a run to the left...In the third quarter, posted his first career fumble recovery as he fell on Abdullah's fumble at the Green Bay 27 that was forced by LB Jake Ryan...It marked his fourth straight game with a takeaway.

#### **22 Aaron Ripkowski, FB, 3rd Year, Oklahoma**

- Appeared in all 16 contests with eight starts in 2016, rushing for 150 yards and two TDs on 34 carries (3.6 avg.) with nine receptions for 46 yards (5.1 avg.) and a TD.

- Was named a Pro Bowl alternate in 2016 and was one of only two Packers (WR Jeff Janis) to post a rushing TD and a receiving TD last season.

- Played in 15 games as a rookie in 2015, seeing action primarily on special teams, and posted nine tackles (tied for No. 4 on the team). Was tied with CB Damarious Randall (15) for the most games played by a Green Bay rookie in '15.

**2017 SEASON:** Has played in all eight games, seeing time on offense and special teams...Has rushed for 6 yards on two carries (3.0 avg.) and has four receptions for 17 yards (4.3 avg.)...Also has registered two tackles on special teams.

► **Vs. Seattle (Sept. 10):** Played 22 snaps on offense and 13 on special teams.

► **At Atlanta (Sept. 17):** Appeared on eight plays on offense, posting a 2-yard reception, and 10 plays on special teams, recording a tackle.

► **Vs. Cincinnati (Sept. 24):** Played three snaps on offense and 11 on special teams.

►**Vs. Chicago (Sept. 28):** Appeared on 13 plays on offense and nine on special teams...Had a 4-yard carry and a 6-yard reception and also made a tackle on special teams.

►**At Dallas (Oct. 8):** Had a 2-yard carry in seven snaps of action on offense...Also appeared on 16 plays on special teams.

►**At Minnesota (Oct. 15):** Played 13 snaps on offense and 15 on special teams...Had one reception for no gain.

►**Vs. New Orleans (Oct. 22):** Appeared on 14 plays on offense and 11 on special teams.

►**Vs. Detroit (Nov. 6):** Played three snaps on offense and posted a 9-yard reception...Also appeared on 12 plays on special teams.

## **12 Aaron Rodgers, QB, 13th Year, California**

- Ranks No. 1 in NFL history (min. 1,500 attempts) in career passer rating (104.1), interception percentage (1.55) and TD/INT ratio (4.13, 310/75).

- Has posted six seasons (2009, 2011-12, 2014-16) with 500-plus passing attempts and eight or fewer INTs, the most in NFL history ahead of Patriots QB Tom Brady (three) and nine QBs (one).

- Has been named the NFL's Most Valuable Player by *The Associated Press* twice in his career (2011, 2014), one of only eight players in league history to win the award multiple times.

- Is the only quarterback in league history to record a 100-plus passer rating in six consecutive seasons (2009-14), with no other QB doing so in more than four straight seasons. Has posted a 100-plus rating in seven seasons (2009-14, 2016), the most in NFL annals.

- Is one of only four QBs in NFL annals with 35,000-plus passing yards and 2,500-plus rushing yards (Fran Tarkenton, John Elway, Donovan McNabb).

- Is the lone QB in NFL history to throw 40-plus TD passes with seven or fewer INTs in a season, having done it twice in his career (45/6 in 2011, 40/7 in 2016).

- In 141 career regular-season starts (since 2008), has posted 52 games with 300-plus passing yards (No. 3 in the NFL over that span), 82 without an interception (No. 1, min. 15 attempts) and 78 with a 100-plus passer rating (No. 2).

- Has been selected to the Pro Bowl in six of the last eight seasons (2009, 2011-12, 2014-16).

- In the franchise record books, holds seven of the top eight single-season marks for passer rating (2009-14, 2016), four of the top six for passing TDs (2011-12, 2014, 2016), six of the top seven for completion percentage (2010-14, 2016) and four of the top six for passing yards (2009, 2011, 2014, 2016).

**2017 SEASON:** Has completed 128 of 193 passes (66.7 percent) for 1,385 yards and 13 TDs with three INTs for a 103.2 passer rating... Through Week 6, was tied for No. 2 in the league in TD passes and ranked No. 2 in TD percentage (6.7)...Has posted a 120.4 passer rating in the second half/OT, connecting on 73 of 106 passes (68.9 percent) for nine TDs and no INTs...Has added 83 rushing yards on 18 carries (4.6 avg.)... Was placed on injured reserve on Oct. 20 (collarbone).

►**Vs. Seattle (Sept. 10):** Threw for 311 yards and a TD with one INT on 28-of-42 passing for an 86.5 rating...It marked his fifth 300-yard passing game in his last seven home openers...Dating back to last season, it also marked his third straight 300-yard passing effort, which is tied for the second-longest streak in team history behind his own streak of four games in 2011...Was his 50th career 300-yard passing game, second in franchise history to only Brett Favre (55)...Late in the third quarter, found WR Jordy Nelson for a 32-yard TD pass down the middle of the field on a free play for the Packers (12 men on the field for Seattle)...Completed 6 of 9 passes on third down for 109 yards and a TD for a 145.1 passer rating...Added 21 rushing yards on seven carries (3.0 avg.)...Saw his streak of consecutive attempts without an INT end at 251, the second-longest streak in franchise history behind only QB Bart Starr (294, 1964-65).

►**At Atlanta (Sept. 17):** Connected on 33 of 50 passes for 343 yards and two TDs with one INT for a 90.7 passer rating...Threw his 300th career TD pass, a 1-yard left-handed shovel pass to RB Ty Montgomery in the fourth quarter, to become the fastest to 300 TD passes in league history by doing so on his 4,742nd career attempt (Peyton Manning, 5,306 attempts) and in his 144th career game (Manning and Dan Marino, 157 games)... Also set the NFL mark for the fewest career INTs at the time of his 300th

TD pass with 74, easily besting the previous mark of 115 INTs by Brady... Became just the 11th QB in NFL history to throw 300-plus TD passes as he moved into a tie for No. 10 in league history with John Elway (300)...Dating back to last season, it marked his fourth straight game with 27-plus completions, tied with Favre (Weeks 2-5, 2007) for the longest streak in team history...Earlier in the fourth quarter, found WR Davante Adams down the left sideline for a 33-yard TD on fourth-and-7...Registered his fourth straight 300-yard passing game, which tied the franchise mark he set in 2011...Posted his 11th multi-TD passing game in his last 13 contests.

►**Vs. Cincinnati (Sept. 24):** Posted his fifth consecutive 300-yard passing game, a franchise record as he surpassed his own mark of four straight games in 2011...Connected on 28 of 42 passes for 313 yards and three TDs with one INT for a 102.6 rating...Has now posted 300-plus passing yards in each of the first three games of the season for the first time in his career...It marked his fifth straight game with 27-plus completions, a franchise record as he bested Favre's mark of four straight in 2007 (Weeks 2-5)...Posted a 122.5 passer rating in the second half/OT, completing 19 of 27 passes for 240 yards and two TDs with no INTs...Posted his first career win against the Bengals, giving him a victory against all 31 other teams in the league...His first TD pass came on the opening drive, a 1-yard throw to a wide-open TE Lance Kendricks off a play-action fake...Threw two TD passes to WR Jordy Nelson, with the second one capping off a 12-play, 75-yard drive that tied the game at 24 and sent it to overtime...Completed nine passes on the game-tying drive, rolling out to his right on the TD to Nelson as he completed the pass near the pylon just past the outstretched arms of CB Dre Kirkpatrick...On the offense's opening drive in overtime, drew DE Michael Johnson offside on third down, giving the Packers a free play as he found WR Geronimo Allison down the sideline near the Cincinnati 45 before Allison cut it back and took it down the field for a 72-yard gain to the 7-yard line to set up K Mason Crosby's game-winning 27-yard FG two plays later...Added 23 rushing yards on four attempts (5.8 avg.).

►**Vs. Chicago (Sept. 28):** Threw four TD passes with no INTs on 18-of-26 passing for 179 yards and a 128.0 passer rating...It marked his fourth career game against the Bears with four-plus TD passes and zero INTs, one of two opponents he has done that against (Minnesota, four games)... According to the Elias Sports Bureau, he joined Brady (five games vs. Buffalo) as the only QBs in league history to have four or more games with four-plus TD passes/zero INTs vs. the same opponent...Joined QB Fran Tarkenton as the only QBs in NFL history to record four games with four-plus TD passes vs. Chicago...Threw two TD passes in the opening 6:04 of the game, the quickest he had thrown two TD passes in his career... Found Adams for a 5-yard score on the Packers' opening drive and then connected with WR Randall Cobb for a 2-yard TD less than a minute later after a Green Bay takeaway...His final two TD passes came to Nelson, a 4-yarder late in the third quarter and then an 8-yard TD early in the fourth.

►**At Dallas (Oct. 8):** Threw for 221 yards and three TDs on 19-of-29 passing (65.5 percent), his third straight game with three-plus TD passes... Helped lead the Packers to a 35-31 victory after trailing 21-6 late in the first half, the second time in three games that the Packers overcame a deficit of 14-plus points (first time since 1989)...Capped off Green Bay's opening drive with a 10-yard TD pass to Adams in the back corner of the end zone, the fourth straight game the Packers have scored a TD on their opening possession...On the first play of the fourth quarter, ran a play-action fake and found a wide-open Nelson in the back of the end zone for a 10-yard TD...Led the offense on a nine-play, 75-yard game-winning drive in just 1:02...On third-and-8 from the Dallas 30, broke a tackle attempt by DE Benson Mayowa and then outran DE David Irving as he took it down the left sideline for an 18-yard run to the Dallas 12...Two plays later, found Adams for a 12-yard TD on a back-shoulder throw over CB Jourdan Lewis with 11 seconds remaining to give Green Bay the win...Earned NFC Offensive Player of the Week honors for his performance, the 16th time in his career that he has won the award and the eighth consecutive season that he has earned the honor at least one time.

►**At Minnesota (Oct. 15):** Started and completed 2 of 4 passes for 18 yards, but sustained a broken right collarbone on the second series on a hit from LB Anthony Barr after he released the ball as he rolled out to his right.

## **82 Richard Rodgers, TE, 4th Year, California**

- Is one of only two tight ends in franchise history (Bubba Franks) to register 20-plus catches in each of his first three seasons in the NFL.
  - Has not missed a game in his NFL career, appearing in all 48 regular-season games and seven postseason contests since joining the Packers in 2014.
  - Had 58 receptions in 2015, becoming just the fourth TE in team history to record 55-plus receptions in a season (Paul Coffman, Jermichael Finley, Jackie Harris).
  - Was one of only four TEs in the league in '15 to register 55-plus catches, 500-plus receiving yards and eight or more TD receptions (Rob Gronkowski, Jordan Reed, Gary Barnidge).
- 2017 SEASON:** Has played in all eight games and has four catches for 43 yards (10.8 avg.).

►**Vs. Seattle (Sept. 10):** Appeared on five plays on offense and three on special teams.

►**At Atlanta (Sept. 17):** Played 10 snaps on offense, recording two catches for 22 yards (11.0 avg.)...On Green Bay's opening possession, came out of the backfield and across the field to catch a short pass from QB Aaron Rodgers and pick up 14 yards on third-and-7.

►**Vs. Cincinnati (Sept. 24):** Appeared on 10 plays on offense and 11 on special teams.

►**Vs. Chicago (Sept. 28):** Played 10 snaps on offense and eight on special teams.

►**At Dallas (Oct. 8):** Played six snaps on offense and made a leaping 16-yard catch over CB Orlando Scandrick in the second quarter.

►**At Minnesota (Oct. 15):** Appeared on 11 plays on offense and seven on special teams.

►**Vs. New Orleans (Oct. 22):** Played six snaps on offense and seven on special teams.

►**Vs. Detroit (Nov. 6):** Appeared on 33 plays on offense and registered a 5-yard reception.

## **24 Quinten Rollins, CB, 3rd Year, Miami (Ohio)**

- Saw action in 13 games with a career-best 10 starts (four at LCB, six as the third CB) and posted 41 tackles (35 solo), an interception and 11 passes defended in 2016.
- Played in 14 games with four starts (two at LCB, two at RCB) in 2015, and his two interceptions (one returned for a TD) were tied for No. 3 on the team and tied for No. 4 among NFL rookies.
- Recorded two interceptions vs. St. Louis in Week 5 (2015), becoming the first Green Bay rookie to do so since Casey Hayward had two at Houston on Oct. 14, 2012. Returned the first interception 45 yards for a TD, becoming the first Packers rookie to record a pick-six since S Marques Anderson in 2002 (vs. Detroit, Nov. 10).

**2017 SEASON:** Played in the first six games with one start and registered 18 tackles (13 solo), a tackle for a loss, two QB hits, a fumble recovery and two passes defended...Posted three tackles (tied for No. 2 on the team) and a fumble recovery on special teams...Was placed on injured reserve (Achilles) on Oct. 16.

►**Vs. Seattle (Sept. 10):** Played 46 of 49 snaps on defense, tying for the team lead with a career-high nine tackles (six solo), including two tackles for a loss...Added a pass defended...Midway through the second quarter, came up to bring down TE Jimmy Graham for a 1-yard loss on a third-down reception as the Seahawks were forced to punt...Late in the second quarter, made a leaping deflection of a pass intended for Graham in the end zone with four seconds remaining to force Seattle to settle for a FG...Helped limit QB Russell Wilson to a 69.7 passer rating as he completed just 14 of 27 passes for 158 yards with no TDs.

►**At Atlanta (Sept. 17):** Started as the third CB, appearing on 34 snaps, and recorded three tackles (all solo).

►**Vs. Cincinnati (Sept. 24):** Led the team with two tackles and a fumble recovery on special teams...Late in the first half, blocked CB William Jackson into the returner, WR Alex Erickson, as Erickson muffed the catch and Rollins recovered the ball at the Cincinnati 33 as time expired in the half.

►**Vs. Chicago (Sept. 28):** Played 14 snaps on special teams and one on defense and registered a tackle on special teams.

►**At Dallas (Oct. 8):** Appeared on 29 plays on defense and registered five tackles, a tackle for a loss, a fumble recovery and a QB hit...Midway through the third quarter, came up the middle to tackle RB Ezekiel Elliott for a 2-yard loss...On the next play, tripped up WR Terrance Williams on a bubble screen 2 yards shy of the first-down marker on third-and-12 to force a Dallas punt...Was credited with a fumble recovery on the final play of the game when he recovered a lateral thrown by Cowboys C Travis Frederick.

►**At Minnesota (Oct. 15):** Appeared on 22 plays on defense before sustaining an Achilles injury midway through the second quarter, one that would sideline him for the remainder of the game...Late in the first quarter, dove to break up a QB Case Keenum pass intended for WR Michael Floyd near the sideline...Added an assisted tackle and a QB hit.

## **47 Jake Ryan, LB, 3rd Year, Michigan**

• Set career highs with 10 starts and 84 tackles (No. 2 on the team) in 2016.

• Started all three postseason games in 2016 and was tied for No. 2 on the team with 16 tackles (10 solo).

• Played in 14 games with five starts as a rookie, opening at BLB for the final five contests. Registered 47 tackles (32 solo) and a fumble recovery on defense and six tackles on special teams.

**2017 SEASON:** Has played in seven games with five starts and has registered 35 tackles (24 solo), a tackle for a loss, a forced fumble, a fumble recovery, a pass defended, a QB pressure and a QB hit.

►**Vs. Seattle (Sept. 10):** Started and played five snaps on defense, recording two tackles (one solo), including a tackle for a loss...Late in the first quarter, brought down RB Eddie Lacy for a 2-yard loss on a run...Also saw 19 plays on special teams.

►**At Atlanta (Sept. 17):** Played 17 snaps on defense and posted five tackles (all solo).

►**Vs. Cincinnati (Sept. 24):** Inactive (hamstring/concussion).

►**Vs. Chicago (Sept. 28):** Started and played 42 snaps, recording five tackles (two solo), a fumble recovery, a pass defended, a QB hit and a QB pressure...On Chicago's opening offensive play, recovered a QB Mike Glennon fumble at the Chicago 3 to set up a Green Bay TD, a fumble that was forced by LB Clay Matthews on a sack at the Chicago 14.

►**At Dallas (Oct. 8):** Started and played 37 snaps, ranking No. 2 on the team with a season-high nine tackles (seven solo).

►**At Minnesota (Oct. 15):** Started and appeared on 48 plays, finishing with nine tackles (five solo).

►**Vs. New Orleans (Oct. 22):** Started, but was limited to just 24 snaps as he left the game in the third quarter due to a migraine...Registered two tackles (one solo).

►**Vs. Detroit (Nov. 6):** Played 18 snaps on defense and registered three tackles (all solo) and a forced fumble, the first of his career...Ripped the ball out from RB Ameer Abdullah on a third-quarter run, forcing a fumble that was recovered by CB Damarious Randall at the Green Bay 27.

## **65 Lane Taylor, G, 5th Year, Oklahoma State**

• Started a career-high 16 games at LG last season, one of three Green Bay linemen (David Bakhtiari, Bryan Bulaga) to open every game in 2016.

• Made his first career starts in 2015, opening at RG at Detroit in Week 13 in place of an injured T.J. Lang and at LG in Week 17 vs. Minnesota with Josh Sitton sliding to LT in place of an injured Bakhtiari.

• Played in all 16 contests in 2014, seeing limited action on offense at both guard spots and as an extra lineman, and on special teams.

• Was one of three rookie free agents to make Green Bay's opening-day roster in 2013.

**2017 SEASON:** Has started all seven games he has appeared in, opening four at LG and two at LT...Has helped the offense rank No. 1 in red-zone scoring (73.1 percent), No. 8 in first downs per game (20.6) and tied for No. 5 in rushing TDs (eight).

►**Vs. Seattle (Sept. 10):** Started at LG and played all 82 snaps, helping the offense rack up 26 first downs, the top mark by the Packers in a season opener since 2002 (29 vs. Atlanta), and a 39:13 time of possession, the best mark by Green Bay since Week 7 last season vs. Chicago (39:36)...Helped protect QB Aaron Rodgers as he threw for 311 yards and a TD on

28-of-42 passing.

► **At Atlanta (Sept. 17):** Started at LG and played all 76 snaps, helping to protect QB Aaron Rodgers as he threw for 343 yards and two TDs on 33-of-50 passing.

► **Vs. Cincinnati (Sept. 24):** Started at LG and played 68 of 70 snaps, departing the game for two plays late in the first half due to injury...Helped to block for Rodgers as he posted his franchise-record fifth consecutive 300-yard passing game with 313 yards and three TDs with one INT on 28-of-42 passing for a 102.6 passer rating.

► **Vs. Chicago (Sept. 28):** Started at LT for the first time in his career, opening in place of an injured David Bakhtiari (hamstring)...Played all 55 snaps, helping to block for Rodgers as he threw a season-high four TD passes on 18-of-26 passing for 179 yards.

► **At Dallas (Oct. 8):** Started at LT for the second straight game and played all 60 snaps, helping the offense rack up a season-high 160 rushing yards on 25 carries (6.4 avg.), highlighted by a 125-yard effort from rookie RB Aaron Jones on 19 attempts (6.6 avg.)...It marked just the second time in the past 14 seasons (Week 15 at Chicago in 2016) that the Packers rushed for 160-plus yards on 25 or fewer carries...Also helped protect Rodgers as he threw three TD passes, his third straight game with three-plus TD passes.

► **At Minnesota (Oct. 15):** Started at LG, but was limited to just 15 snaps before sustaining a knee/ankle injury early in the second quarter that would sideline him for the remainder of the game.

► **Vs. New Orleans (Oct. 22):** Inactive (ankle).

► **Vs. Detroit (Nov. 6):** Started at LG and played all 59 snaps, helping to protect QB Brett Hundley as he completed 26 of 38 passes for 245 yards.

#### **48 Joe Thomas, LB, 3rd Year, South Carolina State**

- In 2016, set career highs in games played (16), starts (seven), total tackles (77, No. 4 on the team), solo tackles (62) and passes defended (eight), while also registering the first interception and fumble recovery of his career.

- Played in all three 2016 postseason contests with two starts, tying for No. 4 on the team with 13 total tackles.

- Was with the Packers during the 2015 offseason and preseason before being waived on Sept. 5, 2015. Was signed to Green Bay's 53-man roster on Sept. 21, 2015, from the Dallas Cowboys' practice squad and played in 14 games and both postseason contests.

- Entered the league with the Packers as an undrafted free agent in May 2014. Was on Green Bay's practice squad for the final eight games of the 2014 regular season and both playoff contests.

**2017 SEASON:** Has played in four games, seeing time on defense and special teams...Has posted two tackles (two solo), a half-sack and a pass defended...Has added a tackle on special teams.

► **Vs. Seattle (Sept. 10):** Appeared on five plays on defense and 19 on special teams.

► **At Atlanta (Sept. 17):** Played 14 snaps on defense and 19 on special teams...On Atlanta's second series, eluded a block from RB Tevin Coleman to get to QB Matt Ryan for a shared 11-yard sack with LB Clay Matthews on third down...Finished with two tackles (both solo).

► **Vs. Cincinnati (Sept. 24):** Appeared on 14 plays on defense and posted a tackle on special teams.

► **Vs. Chicago (Sept. 28):** Played five snaps on defense and eight on special teams before departing the game in the second quarter due to an ankle injury...On a third-and-17 early in the second quarter, ran down the seam to make a leaping breakup of a QB Mike Glennon pass intended for WR Joshua Bellamy at the Green Bay 1-yard line, forcing a Chicago punt.

► **At Dallas (Oct. 8):** Inactive (ankle).

► **At Minnesota (Oct. 15):** Inactive (ankle).

► **Vs. New Orleans (Oct. 22):** Inactive (ankle).

► **Vs. Detroit (Nov. 6):** Inactive (ankle).

#### **8 Justin Vogel, P, Rookie, Miami**

- Signed by Green Bay as an undrafted free agent in May 2017.

- Appeared in 39 games over three seasons at Miami, posting a 43.0-yard gross average on 183 punts.

- Ranked No. 2 in the Atlantic Coast Conference as a senior in 2016 with a career-high 43.8-yard gross average.

**2017 SEASON:** Has registered a 45.7-yard gross average and a 44.1-yard net average on 35 punts with 12 inside the 20...Ranks No. 4 in the league in net punting average and No. 3 in the league in opponent punt-return average (3.9 yards)...Has added a tackle on special teams.

► **Vs. Seattle (Sept. 10):** Punted five times in his NFL debut, posting a 43.8-yard gross average with a 42.4-yard net average...Had a long punt of 57 yards in the second quarter and placed one punt inside the 20...On five punts, allowed only one return for 7 yards by WR Tyler Lockett...Became the first undrafted rookie to punt for the Packers in a regular-season game since Chris Hanson in 1999 (Week 1 vs. Oakland).

► **At Atlanta (Sept. 17):** Punted three times on the evening, recording a 39.7-yard average for gross and net with one inside the 20.

► **Vs. Cincinnati (Sept. 24):** Posted a 49.3-yard gross average and a 44.2-yard net average on six punts, including two punts inside the 20...Booted a 61-yarder in the second quarter...Added punts of 54, 53, 51 and 50 yards, giving him five punts of 50-plus yards in the game...Posted a tackle on punt coverage.

► **Vs. Chicago (Sept. 28):** Registered a career-best (min. four punts) 46.2-yard net average (47.6-yard gross) on five punts, highlighted by a career-long 62-yard punt in the first quarter that was fair caught at the Chicago 15...His net average was tied for the sixth-best posted by a Green Bay punter in a game since 1976 (min. four punts)...Became the first Green Bay punter since Tim Masthay in 2013 to record a 60-yard punt in back-to-back games.

► **At Dallas (Oct. 8):** Recorded a 49.0-yard net average and a 48.5-yard gross average on two punts, highlighted by his 59-yard punt in the fourth quarter that was covered for a 1-yard loss by WR Jeff Janis at the Dallas 12, helping to set up CB Damarious Randall's 21-yard INT return for a touchdown two plays later.

► **At Minnesota (Oct. 15):** Posted a 44.7-yard net average on six punts with a career-high four inside the 20-yard line, the most by a Green Bay punter since Tim Masthay registered five inside the 20 vs. Minnesota on Oct. 2, 2014.

► **Vs. New Orleans (Oct. 22):** Registered a 46.2-yard net average and a 47.6-yard gross average on five punts, his fifth straight game with a net average of 44-plus yards...Posted a 60-yard punt, his fifth straight game with at least one punt of 55-plus yards.

► **Vs. Detroit (Nov. 6):** Punted three times and posted a 42.7-yard gross average and a net average of 39.7 yards with one punt inside the 20.

#### **30 Jamaal Williams, RB, Rookie, Brigham Young**

- Finished his career at Brigham Young as the school's all-time leader in rushing yards (3,901), rushing attempts (726) and 100-yard rushing games (16).

- Is one of only four players in school history to register multiple 1,000-yard rushing seasons, posting 1,233 yards in 2013 and a career-best 1,375 yards in 2016.

- Ranked No. 5 in the nation in 2016 in rushing yards per game (137.5) and registered six 100-yard rushing games, including two with 200-plus yards.

**2017 SEASON:** Has played in all eight games, seeing time on offense and special teams...Has rushed for 34 yards and a TD on 11 carries (3.3 avg.) and has made four receptions for 38 yards (9.5 avg.).

► **Vs. Seattle (Sept. 10):** Had two carries for 9 yards (4.5 avg.) in his NFL debut.

► **At Atlanta (Sept. 17):** Rushed for 6 yards on two carries (3.0 avg.) and posted a 5-yard reception in the fourth quarter, the first catch of his NFL career.

► **Vs. Cincinnati (Sept. 24):** Played five snaps on offense and posted a 6-yard run.

► **Vs. Chicago (Sept. 28):** Rushed for 11 yards on four carries (2.8 avg.) with a 2-yard reception before leaving the game early in the second quarter due to a knee injury and did not return.

► **At Dallas (Oct. 8):** Had one carry for 1 yard.

► **At Minnesota (Oct. 15):** Played nine snaps on special teams.

► **Vs. New Orleans (Oct. 22):** Appeared on 11 plays on special teams.

► **Vs. Detroit (Nov. 6):** Posted the first TD of his career, scoring on a 1-yard run up the middle on the final play of the game...Also had two receptions for 31 yards (15.5 avg.), including an 18-yard catch on a screen pass on the final drive.

# National Football League Game Summary

NFL Copyright © 2017 by The National Football League. All rights reserved. This summary and play-by-play is for the express purpose of assisting media in their coverage of the game; any other use of this material is prohibited without the written permission of the National Football League. Updated: 11/7/2017

Date: Monday, 11/6/2017 **Detroit Lions at Green Bay Packers** Start Time: 7:30 PM CST  
at Lambeau Field, Green Bay, WI

## Game Day Weather

Game Weather: Cloudy Temp: 35° F (1.7° C) Humidity: 58%, Wind: SW 3 mph  
Played Outdoor on Turf: DD GrassMaster

## Officials

Referee: Blakeman, Clete (34) Umpire: George, Ramon (128) Down Judge: Stephan, Tom (68)  
Line Judge: McKenzie, Dana (8) Field Judge: Larrew, Joe (73) Side Judge: Prioleau, Dyrol (109)  
Back Judge: Patrick, Steve (17) Replay Official: Madsen, Carl (0)

## Lineups

Detroit Lions				Green Bay Packers			
Offense		Defense		Offense		Defense	
WR	15 G.Tate	DE	69 A.Zettel	WR	87 J.Nelson	NT	97 K.Clark
LT	72 B.Mihalik	DT	91 A.Robinson	LT	69 D.Bakhtiari	DT	76 M.Daniels
LG	60 G.Glasgow	DT	97 A.Spence	LG	65 L.Taylor	LOLB	52 C.Matthews
C	64 T.Swanson	DE	94 E.Ansah	C	63 C.Linsley	ILB	50 B.Martinez
RG	76 T.Lang	OLB	59 T.Whitehead	RG	73 J.Evans	ILB	42 M.Burnett
RT	71 R.Wagner	MLB	40 J.Davis	RT	75 B.Bulaga	ROLB	53 N.Perry
TE	87 D.Fells	CB	28 Q.Diggs	TE	84 L.Kendricks	LCB	31 D.House
WR	11 M.Jones	CB	23 D.Slay	WR	18 R.Cobb	RCB	20 K.King
WR	13 T.Jones	CB	24 N.Lawson	WR	17 D.Adams	CB	23 D.Randall
QB	9 M.Stafford	SS	32 T.Wilson	QB	7 B.Hundley	SS	27 J.Jones
RB	21 A.Abdullah	FS	27 G.Quin	RB	33 A.Jones	FS	21 H.Clinton-Dix

## Substitutions

K 5 M.Prater, P 6 S.Martin, WR 10 J.Abbrederis, WR 16 J.Billingsley, RB 25 T.Riddick, CB 30 T.Tabor, CB 31 D.Hayden, S 35 M.Killebrew, RB 36 D.Washington, CB 39 J.Agnew, LB 43 N.Bellore, LB 44 J.Reeves-Maybin, S 45 Ch.Washington, LS 48 D.Muhlbach, LB 58 P.Worrlow, T 77 E.Cleary, TE 80 M.Roberts, TE 85 E.Ebron, DE 90 C.Washington, DT 95 J.Smith, DT 98 J.Ledbetter, DT 99 K.Thornton

## Substitutions

K 2 M.Crosby, P 8 J.Vogel, WR 11 T.Davis, FB 22 A.Ripkowski, S 25 M.Evans, CB 28 J.Hawkins, RB 30 J.Williams, S 35 J.Whitehead, CB 41 L.Pipkins, LB 45 V.Biegel, LB 47 J.Ryan, LB 51 K.Fackrell, LS 54 D.Hart, G 62 L.Patrick, G 64 J.McCray, WR 81 G.Allison, TE 82 R.Rodgers, WR 83 J.Janis, RB 88 T.Montgomery, DT 90 M.Adams, DE 94 D.Lowry, LB 98 C.Odom

## Did Not Play

QB 14 J.Rudock, G 62 D.Barclay

## Did Not Play

QB 6 J.Callahan, RB 32 D.Mays

## Not Active

WR 19 K.Golladay, S 26 D.Carey, RB 34 Z.Zenner, RB 38 T.Green, LB 54 S.Longa, T 73 G.Robinson, DE 78 J.Valoaga

## Not Active

CB 44 D.Brown, LB 48 J.Thomas, LB 55 A.Brooks, T 74 U.John, G/T 77 A.Pankey, TE 80 M.Bennett, DT 91 Q.Dial

## Field Goals (made ( ) & missed)

M.Prater		55CR (44) (19) (31)		M.Crosby		38B (35)	
		1	2	3	4	OT	Total
VISITOR:	Detroit Lions	7	7	3	13	0	30
HOME:	Green Bay Packers	0	3	0	14	0	17

## Scoring Plays

Team	Qtr	Time	Play Description (Extra Point) (Drive Info)	Visitor	Home
Lions	1	1:45	M.Jones 25 yd. pass from M.Stafford (M.Prater kick) (9-71, 4:59)	7	0
Lions	2	2:47	A.Abdullah 4 yd. run (M.Prater kick) (13-91, 6:50)	14	0
Packers	2	0:00	M.Crosby 35 yd. Field Goal (12-68, 2:47)	14	3
Lions	3	9:06	M.Prater 44 yd. Field Goal (11-50, 5:54)	17	3
Lions	4	12:31	M.Prater 19 yd. Field Goal (12-63, 6:52)	20	3
Packers	4	9:52	B.Hundley 1 yd. run (M.Crosby kick) (7-78, 2:39)	20	10
Lions	4	8:06	M.Jones 11 yd. pass from M.Stafford (M.Prater kick) (4-75, 1:46)	27	10
Lions	4	1:42	M.Prater 31 yd. Field Goal (10-33, 4:21)	30	10
Packers	4	0:00	J.Williams 1 yd. run (M.Crosby kick) (6-75, 1:42)	30	17

# National Football League Game Summary

NFL Copyright © 2017 by The National Football League. All rights reserved. This summary and play-by-play is for the express purpose of assisting media in their coverage of the game; any other use of this material is prohibited without the written permission of the National Football League.

Updated: 11/7/2017

Paid Attendance: 77,575

Time: 2:45

Detroit Lions vs Green Bay Packers  
11/6/2017 at Lambeau Field

Final Individual Statistics

Detroit Lions

RUSHING	ATT	YDS	AVG	LG	TD
A.Abdullah	21	48	2.3	11	1
T.Riddick	5	11	2.2	14	0
J.Agnew	1	4	4.0	4	0
D.Washington	5	1	0.2	4	0
M.Stafford	1	0	0.0	0	0
Total	33	64	1.9	14	1

PASSING	ATT	CMP	YDS	SK/YD	TD	LG	IN	RT
M.Stafford	33	26	361	1/8	2	63	0	132.4
Total	33	26	361	1/8	2	63	0	132.4

PASS RECEIVING	TAR	REC	YDS	AVG	LG	TD
G.Tate	9	7	113	16.1	23	0
M.Jones	11	7	107	15.3	25	2
T.Riddick	4	4	62	15.5	63	0
E.Ebron	4	3	35	11.7	19	0
T.Jones	2	2	29	14.5	17	0
D.Fells	1	1	10	10.0	10	0
A.Abdullah	1	1	9	9.0	9	0
B.Mihalik	1	1	-4	-4.0	-4	0
Total	33	26	361	13.9	63	2

INTERCEPTIONS	NO	YDS	AVG	LG	TD
Total	0	0	0	0	0

PUNTING	NO	YDS	AVG	NET	TB	IN20	LG
Total	0	0	0	0	0	0	0

PUNT RETURNS	NO	YDS	AVG	FC	LG	TD
J.Agnew	2	9	4.5	1	9	0
Total	2	9	4.5	1	9	0

KICKOFF RETURNS	NO	YDS	AVG	FC	LG	TD
J.Agnew	1	12	12.0	0	12	0
[TOUCHBACK]	1	0	0.0	0	0	0
Total	1	12	12.0	0	12	0

Green Bay Packers

RUSHING	ATT	YDS	AVG	LG	TD
T.Montgomery	5	33	6.6	9	0
B.Hundley	4	22	5.5	12	1
A.Jones	5	12	2.4	4	0
T.Davis	1	9	9.0	9	0
R.Cobb	1	1	1.0	1	0
J.Williams	1	1	1.0	1	1
Total	17	78	4.6	12	2

PASSING	ATT	CMP	YDS	SK/YD	TD	LG	IN	RT
B.Hundley	38	26	245	3/12	0	46	0	86.0
Total	38	26	245	3/12	0	46	0	86.0

PASS RECEIVING	TAR	REC	YDS	AVG	LG	TD
D.Adams	10	7	53	7.6	9	0
R.Cobb	5	5	58	11.6	46	0
J.Nelson	7	4	35	8.8	12	0
L.Kendricks	3	2	32	16.0	21	0
J.Williams	2	2	31	15.5	18	0
A.Jones	5	2	-1	-0.5	2	0
T.Montgomery	1	1	18	18.0	18	0
A.Ripkowski	1	1	9	9.0	9	0
R.Rodgers	2	1	5	5.0	5	0
T.Davis	1	1	5	5.0	5	0
G.Allison	1	0	0	0.0	0	0
Total	38	26	245	9.4	46	0

INTERCEPTIONS	NO	YDS	AVG	LG	TD
Total	0	0	0	0	0

PUNTING	NO	YDS	AVG	NET	TB	IN20	LG
J.Vogel	3	128	42.7	39.7	0	1	48
Total	3	128	42.7	39.7	0	1	48

PUNT RETURNS	NO	YDS	AVG	FC	LG	TD
Total	0	0	0.0	0	0	0

KICKOFF RETURNS	NO	YDS	AVG	FC	LG	TD
T.Davis	7	140	20.0	0	28	0
Total	7	140	20.0	0	28	0

Detroit Lions

FUMBLES	FUM	LOST	OWN-REC	YDS	TD	FORCED	OPP-REC	YDS	TD	OUT-BDS
A.Abdullah	2	1	0	0	0	0	0	0	0	0
R.Wagner	0	0	1	0	0	0	0	0	0	0
Total	2	1	1	0	0	0	0	0	0	0

Green Bay Packers

FUMBLES	FUM	LOST	OWN-REC	YDS	TD	FORCED	OPP-REC	YDS	TD	OUT-BDS
B.Martinez	0	0	0	0	0	1	0	0	0	0
J.Ryan	0	0	0	0	0	1	0	0	0	0
D.Randall	0	0	0	0	0	0	1	0	0	0
Total	0	0	0	0	0	2	1	0	0	0

Detroit Lions vs Green Bay Packers

11/6/2017 at Lambeau Field

# Final Team Statistics

	Visitor Lions	Home Packers
<b>TOTAL FIRST DOWNS</b>	24	21
By Rushing	4	7
By Passing	19	13
By Penalty	1	1
<b>THIRD DOWN EFFICIENCY</b>	8-13-62%	2-9-22%
<b>FOURTH DOWN EFFICIENCY</b>	0-0-0%	0-2-0%
<b>TOTAL NET YARDS</b>	417	311
Total Offensive Plays (inc. times thrown passing)	67	58
Average gain per offensive play	6.2	5.4
<b>NET YARDS RUSHING</b>	64	78
Total Rushing Plays	33	17
Average gain per rushing play	1.9	4.6
Tackles for a loss-number and yards	6-16	0-0
<b>NET YARDS PASSING</b>	353	233
Times thrown - yards lost attempting to pass	1-8	3-12
Gross yards passing	361	245
<b>PASS ATTEMPTS-COMPLETIONS-HAD INTERCEPTED</b>	33-26-0	38-26-0
Avg gain per pass play (inc.# thrown passing)	10.4	5.7
<b>KICKOFFS Number-In End Zone-Touchbacks</b>	7-2-0	2-1-1
<b>PUNTS Number and Average</b>	0-0.0	3-42.7
Had Blocked	0	0
<b>FGs - PATs Had Blocked</b>	0-0	1-0
<b>Net Punting Average</b>	0.0	39.7
<b>TOTAL RETURN YARDAGE (Not Including Kickoffs)</b>	9	0
No. and Yards Punt Returns	2-9	0-0
No. and Yards Kickoff Returns	1-12	7-140
No. and Yards Interception Returns	0-0	0-0
<b>PENALTIES Number and Yards</b>	2-19	2-20
<b>FUMBLES Number and Lost</b>	2-1	0-0
<b>TOUCHDOWNS</b>	3	2
Rushing	1	2
Passing	2	0
<b>EXTRA POINTS Made-Attempts</b>	3-3	2-2
Kicking Made-Attempts	3-3	2-2
<b>FIELD GOALS Made-Attempts</b>	3-4	1-2
<b>RED ZONE EFFICIENCY</b>	2-4-50%	2-3-67%
<b>GOAL TO GO EFFICIENCY</b>	0-2-0%	2-2-100%
<b>SAFETIES</b>	0	0
<b>FINAL SCORE</b>	30	17
<b>TIME OF POSSESSION</b>	36:55	23:05

Detroit Lions vs Green Bay Packers

11/6/2017 at Lambeau Field

# Ball Possession And Drive Chart

## Detroit Lions

#	Time Recd	Time Lost	Time Poss	How Ball Obtained	Drive Began	# Play	Yds Gain	Yds Pen	Net Yds	1st Down	Last Scrm	How Given Up
1	6:44	1:45	4:59	Missed FG	DET 29	9	56	15	71	4	GB 25	Touchdown
2	14:50	10:31	4:19	Punt	DET 29	8	29	5	34	2	GB 37	Missed FG
3	9:37	2:47	6:50	Punt	DET 9	13	91	0	91	6	* GB 4	Touchdown
4	15:00	9:06	5:54	Kickoff	DET 24	11	50	0	50	3	GB 26	Field Goal
5	7:23	5:29	1:54	Downs	GB 47	4	20	0	20	1	GB 27	Fumble
6	4:23	12:31	6:52	Punt	DET 36	12	63	0	63	4	* GB 1	Field Goal
7	9:52	8:06	1:46	Kickoff	DET 25	4	75	0	75	2	* GB 11	Touchdown
8	6:03	1:42	4:21	Downs	GB 45	10	33	0	33	2	* GB 12	Field Goal

(260) Average DET 32

## Green Bay Packers

#	Time Recd	Time Lost	Time Poss	How Ball Obtained	Drive Began	# Play	Yds Gain	Yds Pen	Net Yds	1st Down	Last Scrm	How Given Up
1	15:00	6:44	8:16	Kickoff	GB 22	15	58	0	58	5	DET 20	Missed FG
2	1:45	14:50	1:55	Kickoff	GB 17	3	6	0	6	0	GB 23	Punt
3	10:31	9:37	0:54	Missed FG	GB 45	3	1	0	1	0	GB 46	Punt
4	2:47	0:00	2:47	Kickoff	GB 15	12	68	0	68	4	* DET 17	Field Goal
5	9:06	7:23	1:43	Kickoff	GB 30	5	17	0	17	1	50	Downs
6	5:29	4:23	1:06	Fumble	GB 27	3	3	0	3	0	GB 30	Punt
7	12:31	9:52	2:39	Kickoff	GB 22	7	78	0	78	4	* DET 1	Touchdown
8	8:06	6:03	2:03	Kickoff	GB 29	6	16	0	16	1	GB 45	Downs
9	1:42	0:00	1:42	Kickoff	GB 25	6	64	11	75	6	* DET 1	Touchdown

(232) Average GB 26

\* inside opponent's 20

## Time of Possession by Quarter

Visitor		1st	2nd	3rd	4th	OT	Total
Detroit Lions		4:59	11:09	12:11	8:36		36:55
Home	Green Bay Packers	10:01	3:51	2:49	6:24		23:05

## Kickoff Drive No.-Start Average

Lions: 2 - DET 24

Packers: 7 - GB 23

## Final Defensive Statistics

**TKL = Tackle AST = Assist COMB = Combined QH=QB Hit IN = Interception PD = Pass Defense FF = Forced Fumble FR = Fumble Recovery**

Green Bay Packers	Regular Defensive Plays												Special Teams					Misc			
	TKL	AST	COMB	SK	/ YDS	TFL	QH	IN	PD	FF	FR	TKL	AST	FF	FR	BL	TKL	AST	FF	FR	
B.Martinez	8	2	10	0	0	0	0	0	0	1	0	0	0	0	0	0	0	0	0	0	
D.House	8	1	9	0	0	1	0	0	0	0	0	0	0	0	0	0	0	0	0	0	
J.Jones	5	3	8	0	0	1	0	0	0	0	0	0	0	0	0	0	0	0	0	0	
H.Clinton-Dix	5	0	5	0	0	0	0	0	0	0	0	0	0	0	0	0	0	0	0	0	
M.Burnett	4	1	5	0	0	2	0	0	0	0	0	0	0	0	0	0	0	0	0	0	
N.Perry	3	1	4	0.5	4	1	1	0	0	0	0	0	0	0	0	0	0	0	0	0	
D.Randall	3	1	4	0	0	1	0	0	0	0	0	1	0	0	0	0	0	0	0	0	
J.Ryan	3	0	3	0	0	0	0	0	0	0	1	0	0	0	0	0	0	0	0	0	
K.King	2	1	3	0	0	0	0	0	1	0	0	0	0	0	0	0	0	0	0	0	
K.Clark	2	1	3	0	0	0	0	0	0	0	0	0	0	0	0	0	0	0	0	0	
C.Odom	2	1	3	0	0	1	0	0	0	0	0	0	0	0	0	0	0	0	0	0	
C.Matthews	1	2	3	0	0	0	1	0	0	0	0	0	0	0	0	0	0	0	0	0	
M.Evans	2	0	2	0	0	0	0	0	0	0	0	0	0	1	0	0	0	0	0	0	
D.Lowry	1	1	2	0.5	4	1	1	0	0	0	0	0	0	0	0	0	0	0	0	0	
V.Biegel	1	1	2	0	0	0	0	0	0	0	0	0	1	0	0	0	0	0	0	0	
M.Daniels	1	1	2	0	0	0	0	0	0	0	0	0	0	0	0	0	0	0	0	0	
K.Fackrell	0	2	2	0	0	0	0	0	0	0	0	0	0	0	0	0	0	0	0	0	
J.Hawkins	1	0	1	0	0	0	0	0	0	0	0	0	0	0	0	0	0	0	0	0	
T.Davis	0	0	0	0	0	0	0	0	0	0	0	0	1	0	0	0	0	0	0	0	
D.Hart	0	0	0	0	0	0	0	0	0	0	0	0	0	1	0	0	0	0	0	0	
Total	52	19	71	1	8	8	3	0	1	2	1	2	2	0	0	0	0	0	0	0	

**11/6/2017 at Lambeau Field**

## PERIOD SCORES

## TIME OF POSSESSION

### Scoring Plays

	Detroit Lions	Green Bay Packers
<b>TOTAL FIRST DOWNS</b>	12	9
First Downs Rushing-Passing-by Penalty	3 - 8 - 1	4 - 5 - 0
<b>THIRD DOWN EFFICIENCY</b>	3-5-60%	2-6-33%
<b>TOTAL NET YARDS</b>	176	133
Total Offensive Plays	29	31
<b>NET YARDS RUSHING</b>	39	57
<b>NET YARDS PASSING</b>	137	76
Gross Yards Passing	137	80
Times thrown-yards lost attempting to pass	0-0	2-4
<b>Pass Attempts-Completions-Had Intercepted</b>	14 - 12 - 0	18 - 13 - 0
<b>Punts-Number and Average</b>	0 - 0	2 - 42.5
<b>Penalties-Number and Yards</b>	1 - 8	2 - 20
<b>Fumbles-Number and Lost</b>	0 - 0	0 - 0
<b>Red Zone Efficiency</b>	1-1-100%	0-1-0%
<b>Average Drive Start</b>	DET 22	GB 25

Detroit Lions									Green Bay Packers												
RUSHING			ATT	YDS	AVG	LG	TD		RUSHING			ATT	YDS	AVG	LG	TD					
A.Abdullah			12	39	3.3	11	1		B.Hundley			3	21	7.0	12	0					
J.Agnew			1	4	4.0	4	0		T.Montgomery			2	17	8.5	9	0					
T.Riddick			2	-4	-2.0	0	0		A.Jones			4	9	2.3	4	0					
									T.Davis			1	9	9.0	9	0					
									R.Cobb			1	1	1.0	1	0					
Total			15	39	2.6	11	1		Total			11	57	5.2	12	0					
PASSING			ATT	CMP	YDS	SK/YD	TD	LG	IN	RT	PASSING			ATT	CMP	YDS	SK/YD	TD	LG	IN	RT
M.Stafford			14	12	137	0/0	1	25	0	131.2	B.Hundley			18	13	80	2/4	0	18	0	80.8
Total			14	12	137	0/0	1	25	0	131.3	Total			18	13	80	2/4	0	18	0	80.8
PASS RECEIVING			TAR	REC	YDS	AVG	LG	TD		PASS RECEIVING			TAR	REC	YDS	AVG	LG	TD			
G.Tate			5	4	56	14.0	17	0		D.Adams			6	4	29	7.3	9	0			
M.Jones			3	3	48	16.0	25	1		J.Nelson			3	3	23	7.7	8	0			
T.Riddick			2	2	-5	-2.5	-2	0		A.Jones			3	2	-1	-0.5	2	0			
E.Ebron			2	1	19	19.0	19	0		T.Montgomery			1	1	18	18.0	18	0			
D.Fells			1	1	10	10.0	10	0		A.Ripkowski			1	1	9	9.0	9	0			
A.Abdullah			1	1	9	9.0	9	0		T.Davis			1	1	5	5.0	5	0			
										R.Cobb			1	1	-3	-3.0	-3	0			
										L.Kendricks			1	0	0	0.0	0	0			
										R.Rodgers			1	0	0	0.0	0	0			
Total			14	12	137	11.4	25	1		Total			18	13	80	6.2	18	0			

[illegible]

**11/6/2017 at Lambeau Field**[illegible]

Play By Play

First Quarter

11/6/2017

GB wins toss, elects to Receive, and DET elects to defend the North goal.

S.Martin kicks 66 yards from DET 35 to GB -1. T.Davis to GB 22 for 23 yards (J.Billingsley, T.Tabor).

Green Bay Packers at 15:00, (1st play from scrimmage 14:54)

1-10-GB 22	(14:54) A.Jones left tackle to GB 24 for 2 yards (E.Ansah).	
2-8-GB 24	(14:18) B.Hundley pass short left to D.Adams to GB 33 for 9 yards (N.Lawson).	P1
1-10-GB 33	(13:42) A.Jones right tackle to GB 37 for 4 yards (A.Spence).	
2-6-GB 37	(13:08) (Shotgun) B.Hundley right end to GB 45 for 8 yards (A.Zettel).	R2
1-10-GB 45	(12:31) (Shotgun) B.Hundley pass short right to A.Ripkowski pushed ob at DET 46 for 9 yards (J.Davis).	
2-1-DET 46	(11:55) A.Jones right tackle to DET 46 for no gain (J.Davis).	
3-1-DET 46	(11:20) B.Hundley right guard to DET 45 for 1 yard (K.Thornton).	R3
1-10-DET 45	(10:38) B.Hundley pass short right to A.Jones to DET 43 for 2 yards (J.Reeves-Maybin).	
2-8-DET 43	(9:57) (Shotgun) B.Hundley pass short left to J.Nelson pushed ob at DET 35 for 8 yards (G.Quin).	P4
1-10-DET 35	(9:33) T.Davis right end to DET 26 for 9 yards (N.Lawson, T.Wilson).	
2-1-DET 26	(8:48) A.Jones up the middle to DET 23 for 3 yards (A.Robinson).	R5
1-10-DET 23	(8:10) B.Hundley sacked at DET 25 for -2 yards (T.Whitehead).	
2-12-DET 25	(7:32) B.Hundley pass incomplete short right to A.Jones.	
3-12-DET 25	(7:27) (Shotgun) B.Hundley pass short left to T.Davis to DET 20 for 5 yards (T.Wilson).	
4-7-DET 20	(6:50) M.Crosby 38 yard field goal is BLOCKED (A.Robinson), Center-D.Hart, Holder-J.Vogel.	

Detroit Lions at 6:44

1-10-DET 29	(6:44) Yard marker changed due to change in possession. A.Abdullah left end to DET 28 for -1 yards (D.Randall).	
2-11-DET 28	(6:02) (No Huddle, Shotgun) M.Stafford pass short right to T.Riddick to DET 25 for -3 yards (M.Burnett).	
3-14-DET 25	(5:17) (Shotgun) M.Stafford pass incomplete deep right to G.Tate.	
	<i>PENALTY on GB-M.Daniels, Unnecessary Roughness, 15 yards, enforced at DET 25.</i>	X1
1-10-DET 40	(5:08) (Shotgun) A.Abdullah right tackle to DET 40 for no gain (C.Matthews, D.House).	
2-10-DET 40	(4:32) (No Huddle, Shotgun) M.Stafford pass short left to G.Tate to GB 45 for 15 yards (K.Clark).	P2
1-10-GB 45	(3:47) J.Agnew left end ran ob at GB 41 for 4 yards (H.Clinton-Dix).	
2-6-GB 41	(3:11) (No Huddle) A.Abdullah left end to GB 30 for 11 yards (H.Clinton-Dix, K.Fackrell).	R3
1-10-GB 30	(2:31) (Shotgun) A.Abdullah right end to GB 25 for 5 yards (M.Daniels; C.Odom).	
2-5-GB 25	<b>(1:50) (No Huddle, Shotgun) M.Stafford pass deep right to M.Jones for 25 yards, TOUCHDOWN.</b>	P4
	M.Prater extra point is GOOD, Center-D.Muhlbach, Holder-S.Martin.	

DET 7 GB 0, 9 plays, 71 yards, 1 penalty, 4:59 drive, 13:15 elapsed

S.Martin kicks 68 yards from DET 35 to GB -3. T.Davis to GB 17 for 20 yards (J.Agnew).

Green Bay Packers at 1:45, (1st play from scrimmage 1:39)

1-10-GB 17	(1:39) (Shotgun) B.Hundley pass short right to A.Jones to GB 14 for -3 yards (T.Whitehead).
2-13-GB 14	(1:00) (Shotgun) B.Hundley pass short left to R.Cobb to GB 11 for -3 yards (Q.Diggs).
3-16-GB 11	(:14) (Shotgun) B.Hundley scrambles up the middle to GB 23 for 12 yards (C.Washington).

END OF QUARTER

	Score	Time Poss	First Downs				Efficiencies	
			R	P	X	T	3 Down	4 Down
Detroit Lions	7	4:59	1	2	1	4	0/1	0/0
Green Bay Packers	0	10:01	3	2	0	5	1/3	0/0

Second Quarter

11/6/2017

Play By Play

Green Bay Packers continued.

4-4-GB 23 (15:00) J.Vogel punts 48 yards to DET 29, Center-D.Hart. J.Agnew to DET 29 for no gain (T.Davis).

Detroit Lions at 14:50

1-10-DET 29	(14:50) A.Abdullah right end ran ob at DET 31 for 2 yards (D.Randall).	
2-8-DET 31	(14:12) (No Huddle, Shotgun) A.Abdullah left end to DET 29 for -2 yards (D.Lowry).	
3-10-DET 29	(13:28) (Shotgun) M.Stafford pass deep middle to M.Jones to DET 45 for 16 yards (J.Jones).	P5
<u>1-10-DET 45</u>	(12:44) M.Stafford pass short right to E.Ebron pushed ob at GB 36 for 19 yards (M.Burnett).	P6
<u>1-10-GB 36</u>	(12:07) (Shotgun) T.Riddick right tackle to GB 40 for -4 yards (J.Jones, B.Martinez).	
2-14-GB 40	(11:29) (No Huddle, Shotgun) M.Stafford pass short right to T.Riddick to GB 42 for -2 yards (M.Burnett).	
3-16-GB 42	(10:46) (Shotgun) M.Stafford pass incomplete deep left to M.Jones (D.Randall).	
	<i>PENALTY on GB-C.Matthews, Defensive Offside, 5 yards, enforced at GB 42 - No Play.</i>	
3-11-GB 37	(10:40) (Shotgun) M.Stafford pass incomplete short middle to E.Ebron.	
4-11-GB 37	(10:36) M.Prater 55 yard field goal is No Good, Hit Crossbar, Center-D.Muehlbach, Holder-S.Martin.	

Green Bay Packers at 10:31

1-10-GB 45	(10:31) B.Hundley pass incomplete short right to L.Kendricks.
2-10-GB 45	(10:27) R.Cobb left end pushed ob at GB 46 for 1 yard (D.Hayden).
3-9-GB 46	(9:50) (Shotgun) B.Hundley pass incomplete deep left to D.Adams (D.Hayden).
4-9-GB 46	(9:44) J.Vogel punts 37 yards to DET 17, Center-D.Hart, fair catch by J.Agnew.
	<i>PENALTY on DET-N.Lawson, Offensive Holding, 8 yards, enforced at DET 17.</i>

Detroit Lions at 9:37

1-10-DET 9	(9:37) (Shotgun) A.Abdullah right guard to DET 11 for 2 yards (B.Martinez).	
2-8-DET 11	(8:59) (No Huddle, Shotgun) M.Stafford pass short middle to A.Abdullah to DET 20 for 9 yards (C.Matthews; M.Burnett).	P7
<u>1-10-DET 20</u>	(8:19) A.Abdullah right guard to DET 27 for 7 yards (N.Perry).	
2-3-DET 27	(7:41) (No Huddle, Shotgun) A.Abdullah up the middle to DET 27 for no gain (J.Jones). DET-B.Mihalik was injured during the play.	
3-3-DET 27	(7:09) (Shotgun) M.Stafford pass deep right to G.Tate ran ob at DET 44 for 17 yards (D.Randall).	P8
<u>1-10-DET 44</u>	(6:57) (No Huddle, Shotgun) M.Stafford pass short right to D.Fells to GB 46 for 10 yards (D.House).	P9
<u>1-10-GB 46</u>	(6:20) T.Riddick up the middle to GB 46 for no gain (K.Clark; C.Matthews).	
2-10-GB 46	(5:41) (No Huddle, Shotgun) M.Stafford pass short right to M.Jones pushed ob at GB 39 for 7 yards (D.House) [C.Matthews].	
3-3-GB 39	(5:10) (Shotgun) M.Stafford pass short left to G.Tate pushed ob at GB 24 for 15 yards (M.Burnett).	P10
<u>1-10-GB 24</u>	(4:35) (Shotgun) M.Stafford pass short middle to G.Tate to GB 15 for 9 yards (D.House).	
2-1-GB 15	(3:52) A.Abdullah left guard to GB 12 for 3 yards (C.Odom, J.Jones).	R11
<u>1-10-GB 12</u>	(3:07) A.Abdullah left end pushed ob at GB 4 for 8 yards (H.Clinton-Dix). GB-D.Randall was injured during the play.	
2-2-GB 4	<b>(2:53) A.Abdullah right end for 4 yards, TOUCHDOWN.</b>	R12
	M.Prater extra point is GOOD, Center-D.Muehlbach, Holder-S.Martin.	

DET 14 GB 0, 13 plays, 91 yards, 6:50 drive, 12:13 elapsed

S.Martin kicks 59 yards from DET 35 to GB 6. T.Davis to GB 15 for 9 yards (M.Killebrew).

Green Bay Packers at 2:47, (1st play from scrimmage 2:44)

1-10-GB 15	(2:44) (Shotgun) B.Hundley pass short middle to J.Nelson to GB 22 for 7 yards (J.Davis).	
2-3-GB 22	(2:10) (Shotgun) B.Hundley pass incomplete deep right to D.Adams.	
3-3-GB 22	(2:04) (Shotgun) T.Montgomery up the middle to GB 30 for 8 yards (A.Robinson).	R6

Two-Minute Warning

<u>1-10-GB 30</u>	(1:59) (Shotgun) T.Montgomery right tackle to GB 39 for 9 yards (J.Davis; G.Quin).	
2-1-GB 39	(1:36) (No Huddle, Shotgun) B.Hundley pass short middle to J.Nelson to GB 47 for 8 yards (D.Slay).	P7
<u>1-10-GB 47</u>	(1:13) (No Huddle, Shotgun) B.Hundley pass short middle to T.Montgomery to DET 35 for 18 yards (T.Whitehead, G.Quin).	P8
	Timeout #1 by GB at 01:02.	
<u>1-10-DET 35</u>	(1:02) (Shotgun) B.Hundley pass short middle to D.Adams to DET 30 for 5 yards (D.Hayden).	
2-5-DET 30	(:42) (No Huddle, Shotgun) B.Hundley pass short middle to D.Adams to DET 23 for 7 yards (T.Whitehead).	P9
	Timeout #2 by GB at 00:36.	
<u>1-10-DET 23</u>	(:36) (Shotgun) B.Hundley sacked at DET 25 for -2 yards (A.Zettel).	
	Timeout #3 by GB at 00:27.	

Detroit Lions vs Green Bay Packers at Lambeau Field

2-12-DET 25 (:27) (Shotgun) B.Hundley pass incomplete short right to R.Rodgers [K.Thornton].  
3-12-DET 25 (:18) (Shotgun) B.Hundley pass short middle to D.Adams to DET 17 for 8 yards (A.Zettel).  
4-4-DET 17 (:02) M.Crosby 35 yard field goal is GOOD, Center-D.Hart, Holder-J.Vogel.

DET 14 GB 3, 12 plays, 68 yards, 2:47 drive, 15:00 elapsed

END OF QUARTER

	Score	Time Poss	First Downs				Efficiencies	
			R	P	X	T	3 Down	4 Down
Detroit Lions	14	11:09	2	6	0	8	3/4	0/0
Green Bay Packers	3	3:51	1	3	0	4	1/3	0/0

Play By Play

Third Quarter

11/6/2017

DET elects to Receive, and GB elects to defend the goal.

M.Crosby kicks 53 yards from GB 35 to DET 12. J.Agnew to DET 24 for 12 yards (V.Biegel).

Detroit Lions at 15:00, (1st play from scrimmage 14:55)

1-10-DET 24	(14:55) (Shotgun) M.Stafford pass short middle to T.Riddick to DET 28 for 4 yards (B.Martinez).	
2-6-DET 28	(14:20) T.Riddick right end to DET 42 for 14 yards (J.Jones).	R13
<u>1-10-DET 42</u>	(13:36) M.Stafford sacked at DET 34 for -8 yards (sack split by D.Lowry and N.Perry).	
2-18-DET 34	(12:52) (No Huddle, Shotgun) M.Stafford pass short middle to G.Tate to GB 45 for 21 yards (B.Martinez).	P14
<u>1-10-GB 45</u>	(12:04) (No Huddle) A.Abdullah left guard to GB 42 for 3 yards (H.Clinton-Dix).	
2-7-GB 42	(11:22) A.Abdullah up the middle to GB 40 for 2 yards (K.Clark, B.Martinez).	
3-5-GB 40	(10:41) (No Huddle, Shotgun) M.Stafford pass short right to G.Tate pushed ob at GB 27 for 13 yards (D.House).	P15
<u>1-10-GB 27</u>	(10:05) (No Huddle, Shotgun) M.Stafford pass incomplete deep left to M.Jones.	
2-10-GB 27	(9:59) (Shotgun) M.Stafford pass short middle to E.Ebron to GB 26 for 1 yard (B.Martinez).	
3-9-GB 26	(9:15) (No Huddle, Shotgun) M.Stafford pass incomplete short left to M.Jones.	
4-9-GB 26	<b>(9:10) M.Prater 44 yard field goal is GOOD, Center-D.Muhlbach, Holder-S.Martin.</b>	

DET 17 GB 3, 11 plays, 50 yards, 5:54 drive, 5:54 elapsed

S.Martin kicks 63 yards from DET 35 to GB 2. T.Davis pushed ob at GB 30 for 28 yards (D.Washington).

Green Bay Packers at 9:06, (1st play from scrimmage 8:59)

1-10-GB 30	(8:59) B.Hundley pass short left to J.Nelson to GB 42 for 12 yards (N.Lawson).	P10
<u>1-10-GB 42</u>	(8:21) B.Hundley pass incomplete short right to A.Jones.	
2-10-GB 42	(8:13) (Shotgun) B.Hundley pass incomplete short right to A.Jones.	
3-10-GB 42	(8:09) (Shotgun) B.Hundley pass short middle to R.Cobb to 50 for 8 yards (M.Killebrew) [J.Smith].	
4-2-50	(7:27) (Shotgun) B.Hundley pass short left to R.Cobb to GB 47 for -3 yards (G.Quin).	

Detroit Lions at 7:23

1-10-GB 47	(7:23) (Shotgun) A.Abdullah right end to GB 45 for 2 yards (N.Perry).	
2-8-GB 45	(6:46) (No Huddle, Shotgun) A.Abdullah up the middle to GB 44 for 1 yard (B.Martinez).	
3-7-GB 44	(6:04) (Shotgun) M.Stafford pass deep left to T.Jones to GB 27 for 17 yards (H.Clinton-Dix). GB-M.Burnett was injured during the play.	P16
<u>1-10-GB 27</u>	(5:45) A.Abdullah left guard to GB 26 for 1 yard (J.Ryan). FUMBLES (J.Ryan), RECOVERED by GB-D.Randall at GB 27.	

Green Bay Packers at 5:29

1-10-GB 27	(5:29) (Shotgun) B.Hundley pass incomplete deep right to J.Nelson.	
2-10-GB 27	(5:23) A.Jones right end to GB 30 for 3 yards (C.Washington).	
3-7-GB 30	(4:42) (Shotgun) B.Hundley pass incomplete deep right to J.Nelson (D.Slay).	
4-7-GB 30	(4:37) J.Vogel punts 43 yards to DET 27, Center-D.Hart. J.Agnew to DET 36 for 9 yards (D.Hart; M.Evans).	

Detroit Lions at 4:23

1-10-DET 36	(4:23) M.Stafford pass short middle to M.Jones to DET 48 for 12 yards (D.House).	P17
<u>1-10-DET 48</u>	(3:46) A.Abdullah left end to DET 47 for -1 yards (N.Perry).	
2-11-DET 47	(3:04) (Shotgun) M.Stafford pass short left to E.Ebron to GB 38 for 15 yards (B.Martinez).	P18
<u>1-10-GB 38</u>	(2:19) (No Huddle, Shotgun) A.Abdullah up the middle to GB 38 for no gain (M.Daniels, J.Jones).	
2-10-GB 38	(1:33) (Shotgun) M.Stafford pass incomplete short middle to G.Tate.	
3-10-GB 38	(1:29) (No Huddle, Shotgun) M.Stafford pass deep left to M.Jones to GB 15 for 23 yards (M.Evans).	P19
	<i>Penalty on GB-K.King, Illegal Use of Hands, declined.</i>	
<u>1-10-GB 15</u>	(1:02) A.Abdullah left tackle to GB 13 for 2 yards (J.Hawkins).	
2-8-GB 13	(:17) (Shotgun) M.Stafford pass short middle to T.Jones to GB 1 for 12 yards (M.Evans).	P20

END OF QUARTER

	Score	Time Poss	First Downs				Efficiencies	
			R	P	X	T	3 Down	4 Down
Detroit Lions	17	12:11	1	7	0	8	3/4	0/0
Green Bay Packers	3	2:49	0	1	0	1	0/2	0/1

# Fourth Quarter

11/6/2017

## Play By Play

Detroit Lions continued.

- 1-1-GB 1 (15:00) A.Abdullah up the middle to GB 1 for no gain (B.Martinez). FUMBLES (B.Martinez), recovered by DET-R.Wagner at GB 1.
- 2-1-GB 1 (14:16) T.Riddick left tackle to GB 1 for no gain (K.King, V.Biegel).  
Timeout #1 by DET at 13:31.
- 3-1-GB 1 (13:31) M.Stafford up the middle to GB 1 for no gain (B.Martinez).
- 4-1-GB 1 (12:33) **M.Prater 19 yard field goal is GOOD, Center-D.Muhlbach, Holder-S.Martin.**

DET 20 GB 3, 12 plays, 63 yards, 6:52 drive, 2:29 elapsed

S.Martin kicks 59 yards from DET 35 to GB 6. T.Davis to GB 22 for 16 yards (J.Reeves-Maybin).

### Green Bay Packers at 12:31, (1st play from scrimmage 12:25)

- 1-10-GB 22 (12:25) (Shotgun) B.Hundley pass short left to D.Adams to GB 28 for 6 yards (E.Ansah).
- 2-4-GB 28 (11:55) (No Huddle, Shotgun) T.Montgomery up the middle to GB 33 for 5 yards (J.Davis). R11
- 1-10-GB 33 (11:26) (No Huddle, Shotgun) B.Hundley pass short middle to R.Cobb pushed ob at DET 21 for 46 yards (G.Quin). GB-B.Bulaga was injured during the play. P12
- 1-10-DET 21 (11:10) T.Montgomery left guard to DET 13 for 8 yards (G.Quin).
- 2-2-DET 13 (10:47) (No Huddle, Shotgun) B.Hundley pass short left to D.Adams to DET 4 for 9 yards (D.Hayden). P13
- 1-4-DET 4 (10:24) (No Huddle, Shotgun) T.Montgomery up the middle to DET 1 for 3 yards (T.Whitehead).
- 2-1-DET 1 (9:55) (No Huddle) **B.Hundley left guard for 1 yard, TOUCHDOWN.** R14  
M.Crosby extra point is GOOD, Center-D.Hart, Holder-J.Vogel.

DET 20 GB 10, 7 plays, 78 yards, 2:39 drive, 5:08 elapsed

M.Crosby kicks 65 yards from GB 35 to end zone, Touchback.

### Detroit Lions at 9:52

- 1-10-DET 25 (9:52) (Shotgun) M.Stafford pass incomplete short left to M.Jones (K.King).
- 2-10-DET 25 (9:49) (Shotgun) M.Stafford pass short right to T.Riddick to GB 12 for 63 yards (D.House). P21
- 1-10-GB 12 (8:56) T.Riddick left end to GB 11 for 1 yard (K.King).
- 2-9-GB 11 (8:12) (Shotgun) **M.Stafford pass short right to M.Jones for 11 yards, TOUCHDOWN.** P22  
M.Prater extra point is GOOD, Center-D.Muhlbach, Holder-S.Martin.

DET 27 GB 10, 4 plays, 75 yards, 1:46 drive, 6:54 elapsed

S.Martin kicks 61 yards from DET 35 to GB 4. T.Davis to GB 29 for 25 yards (J.Billingsley).

### Green Bay Packers at 8:06, (1st play from scrimmage 7:59)

- 1-10-GB 29 (7:59) (Shotgun) B.Hundley pass short left to D.Adams to GB 38 for 9 yards (J.Davis, A.Robinson).
- 2-1-GB 38 (7:36) (No Huddle, Shotgun) B.Hundley pass short middle to R.Cobb to GB 48 for 10 yards (Q.Diggs). P15
- 1-10-GB 48 (7:10) (No Huddle, Shotgun) B.Hundley sacked at GB 40 for -8 yards (T.Wilson).
- 2-18-GB 40 (6:45) (No Huddle, Shotgun) B.Hundley pass incomplete short right to J.Nelson.
- 3-18-GB 40 (6:37) (Shotgun) B.Hundley pass short left to R.Rodgers to GB 45 for 5 yards (J.Davis).
- 4-13-GB 45 (6:08) (No Huddle, Shotgun) B.Hundley pass incomplete short left to D.Adams [E.Ansah].

### Detroit Lions at 6:03

- 1-10-GB 45 (6:03) D.Washington left end to GB 43 for 2 yards (J.Ryan).
- 2-8-GB 43 (5:19) D.Washington right tackle to GB 40 for 3 yards (J.Ryan, K.Fackrell).
- 3-5-GB 40 (4:33) (Shotgun) M.Stafford pass short left to M.Jones to GB 27 for 13 yards (J.Jones). P23
- 1-10-GB 27 (3:47) D.Washington left end to GB 29 for -2 yards (K.King; D.Randall).  
Timeout #1 by GB at 03:41.
- 2-12-GB 29 (3:41) D.Washington left tackle to GB 25 for 4 yards (V.Biegel, J.Jones).  
Timeout #2 by GB at 03:35.
- 3-8-GB 25 (3:35) (Shotgun) M.Stafford pass short middle to G.Tate to GB 2 for 23 yards (D.House). P24
- 1-2-GB 2 (2:48) M.Stafford pass incomplete short right to M.Jones.
- 2-2-GB 2 (2:45) D.Washington right end to GB 8 for -6 yards (D.House).

### Two-Minute Warning

- 3-8-GB 8 (2:00) (Shotgun) M.Stafford pass short middle to B.Mihalik to GB 12 for -4 yards (C.Odom). Pass deflected by 51-K. Fackrell.  
Timeout #3 by GB at 01:46.
- 4-12-GB 12 (1:46) **M.Prater 31 yard field goal is GOOD, Center-D.Muhlbach, Holder-S.Martin.**

DET 30 GB 10, 10 plays, 33 yards, 4:21 drive, 13:18 elapsed

Detroit Lions vs Green Bay Packers at Lambeau Field

S.Martin kicks 59 yards from DET 35 to GB 6. T.Davis to GB 25 for 19 yards (T.Tabor).

Green Bay Packers at 1:42, (1st play from scrimmage 1:36)

1-10-GB 25	(1:36) (Shotgun) B.Hundley pass short middle to J.Williams to GB 38 for 13 yards (Ch.Washington).	P16
<u>1-10-GB 38</u>	(1:14) (No Huddle, Shotgun) B.Hundley pass deep middle to L.Kendricks to DET 41 for 21 yards (Ch.Washington).	P17
<u>1-10-DET 41</u>	(:51) (No Huddle, Shotgun) B.Hundley pass short right to J.Williams to DET 23 for 18 yards (J.Davis).	P18
<u>1-10-DET 23</u>	(:26) (No Huddle, Shotgun) B.Hundley pass incomplete short right to G.Allison [J.Smith].	
2-10-DET 23	(:19) (No Huddle, Shotgun) B.Hundley pass short middle to L.Kendricks to DET 12 for 11 yards (G.Quin; Ch.Washington).	P19
<u>1-10-DET 12</u>	(:04) (No Huddle, Shotgun) B.Hundley pass incomplete short middle to G.Allison.	
	<i>PENALTY on DET-D.Hayden, Defensive Pass Interference, 11 yards, enforced at DET 12 - No Play.</i>	X20
<u>1-1-DET 1</u>	(:00) (Shotgun) J.Williams right guard for 1 yard, TOUCHDOWN.	R21
	M.Crosby extra point is GOOD, Center-D.Hart, Holder-J.Vogel.	

DET 30 GB 17, 6 plays, 75 yards, 1 penalty, 1:42 drive, 15:00 elapsed

END OF QUARTER

	Score	Time Poss	First Downs				Efficiencies	
			R	P	X	T	3 Down	4 Down
Detroit Lions	30	8:36	0	4	0	4	2/4	0/0
Green Bay Packers	17	6:24	3	7	1	11	0/1	0/1

# Miscellaneous Statistics Report

## Detroit Lions vs Green Bay Packers

11/6/2017 at Lambeau Field

### Ten Longest Plays for Detroit Lions

Yards	Qtr	Play Start	Play Description
63	4	2-10-DET 25	(9:49) (Shotgun) M.Stafford pass short right to T.Riddick to GB 12 for 63 yards (D.House).
25	1	2-5-GB 25	(1:50) (No Huddle, Shotgun) M.Stafford pass deep right to M.Jones for 25 yards, TOUCHDOWN.
23	3	3-10-GB 38	(1:29) (No Huddle, Shotgun) M.Stafford pass deep left to M.Jones to GB 15 for 23 yards (M.Evans). Penalty on GB-K.King, Illegal Use of Hands, declined.
23	4	3-8-GB 25	(3:35) (Shotgun) M.Stafford pass short middle to G.Tate to GB 2 for 23 yards (D.House).
21	3	2-18-DET 34	(12:52) (No Huddle, Shotgun) M.Stafford pass short middle to G.Tate to GB 45 for 21 yards (B.Martinez).
19	2	1-10-DET 45	(12:44) M.Stafford pass short right to E.Ebron pushed ob at GB 36 for 19 yards (M.Burnett).
17	2	3-3-DET 27	(7:09) (Shotgun) M.Stafford pass deep right to G.Tate ran ob at DET 44 for 17 yards (D.Randall).
17	3	3-7-GB 44	(6:04) (Shotgun) M.Stafford pass deep left to T.Jones to GB 27 for 17 yards (H.Clinton-Dix). GB-M.Burnett was injured during the play.
16	2	3-10-DET 29	(13:28) (Shotgun) M.Stafford pass deep middle to M.Jones to DET 45 for 16 yards (J.Jones).
15	1	3-14-DET 25	(5:17) (Shotgun) M.Stafford pass incomplete deep right to G.Tate. PENALTY on GB-M.Daniels, Unnecessary Roughness, 15 yards, enforced at DET 25.

### Ten Longest Plays for Green Bay Packers

Yards	Qtr	Play Start	Play Description
46	4	1-10-GB 33	(11:26) (No Huddle, Shotgun) B.Hundley pass short middle to R.Cobb pushed ob at DET 21 for 46 yards (G.Quin). GB-
21	4	1-10-GB 38	(1:14) (No Huddle, Shotgun) B.Hundley pass deep middle to L.Kendricks to DET 41 for 21 yards (Ch.Washington).
18	2	1-10-GB 47	(1:13) (No Huddle, Shotgun) B.Hundley pass short middle to T.Montgomery to DET 35 for 18 yards (T.Whitehead, G.Quin).
18	4	1-10-DET 41	(:51) (No Huddle, Shotgun) B.Hundley pass short right to J.Williams to DET 23 for 18 yards (J.Davis).
13	4	1-10-GB 25	(1:36) (Shotgun) B.Hundley pass short middle to J.Williams to GB 38 for 13 yards (Ch.Washington).
12	1	3-16-GB 11	(:14) (Shotgun) B.Hundley scrambles up the middle to GB 23 for 12 yards (C.Washington).
12	3	1-10-GB 30	(8:59) B.Hundley pass short left to J.Nelson to GB 42 for 12 yards (N.Lawson).
11	4	2-10-DET 23	(:19) (No Huddle, Shotgun) B.Hundley pass short middle to L.Kendricks to DET 12 for 11 yards (G.Quin; Ch.Washington).
10	4	2-1-GB 38	(7:36) (No Huddle, Shotgun) B.Hundley pass short middle to R.Cobb to GB 48 for 10 yards (Q.Diggs).
9	1	2-8-GB 24	(14:18) B.Hundley pass short left to D.Adams to GB 33 for 9 yards (N.Lawson).

### Touchdown Scoring Information

		Offense	Defense	Special Teams
VISITOR	Detroit Lions	3	0	0
HOME	Green Bay Packers	2	0	0

### Player Scoring Information

Club	Player	TD	Rush TD	Rec TD	KO TD	Punt TD	Int TD	Fum TD	Misc TD	FG	XP	2Pt Rush	2Pt Rec	Sfty	Points
DET	M.Jones	0	0	2	0	0	0	0	0	0	0	0	0	0	12
DET	M.Prater	0	0	0	0	0	0	0	0	3	3	0	0	0	12
DET	A.Abdullah	0	1	0	0	0	0	0	0	0	0	0	0	0	6
GB	B.Hundley	0	1	0	0	0	0	0	0	0	0	0	0	0	6
GB	J.Williams	0	1	0	0	0	0	0	0	0	0	0	0	0	6
GB	M.Crosby	0	0	0	0	0	0	0	0	1	2	0	0	0	5

### Possession Detail

	First Half		Second Half		Game	
	Visitor	Home	Visitor	Home	Visitor	Home
Largest Lead	14	0	20	0	20	0
Drives Leading	2	0	5	0	7	0
Time of Possession Leading	11:09	0:00	20:47	0:00	31:56	0:00
Largest Deficit	0	-14	0	-20	0	-20
Drives Trailing	0	3	0	5	0	8
Time of Possession Trailing	0:00	5:36	0:00	9:13	0:00	14:49
Times Score Tied Up		0		0		0
Lead Changes		1		0		1

# Playtime Percentage

Percent of playtime per player on offense, defense and special teams

Detroit Lions						Green Bay Packers					
		Offense	Defense	Special Teams				Offense	Defense	Special Teams	
T Lang	G	68 100%		7	30%	D Bakhtiari	T	59 100%		4	17%
G Glasgow	G	68 100%		7	30%	L Taylor	G	59 100%		4	17%
T Swanson	C	68 100%		7	30%	J Evans	G	59 100%		4	17%
R Wagner	T	68 100%		7	30%	C Linsley	C	59 100%			
M Stafford	QB	68 100%				B Hundley	QB	59 100%			
M Jones	WR	65 96%				D Adams	WR	56 95%			
B Mihalik	T	62 91%		7	30%	J Nelson	WR	49 83%			
T Jones	WR	50 74%		1	4%	R Cobb	WR	49 83%			
D Fells	TE	43 63%		9	39%	B Bulaga	T	42 71%		2	9%
E Ebron	TE	35 51%				R Rodgers	TE	33 56%		4	17%
G Tate	WR	35 51%				L Kendricks	TE	29 49%		10	43%
A Abdullah	RB	33 49%				T Montgomery	RB	24 41%		3	13%
T Riddick	RB	25 37%				A Jones	RB	20 34%			
M Roberts	TE	21 31%		7	30%	G Allison	WR	17 29%		9	39%
J Abbrederis	WR	18 26%		5	22%	J McCray	G	17 29%		3	13%
D Washington	RB	11 16%		13	57%	J Williams	RB	9 15%		9	39%
E Cleary	T	6 9%		8	35%	T Davis	WR	6 10%		9	39%
J Agnew	CB	3 4%		13	57%	A Ripkowski	FB	3 5%		12	52%
G Quin	FS		59 100%	4	17%	B Martinez	LB		68 100%	10	43%
J Davis	LB		59 100%	4	17%	H Clinton-Dix	FS		68 100%	7	30%
D Slay	CB		56 95%	3	13%	D House	CB		68 100%	7	30%
Q Diggs	CB		50 85%	4	17%	J Jones	SS		68 100%	4	17%
T Wilson	SS		47 80%	1	4%	K King	CB		63 93%	6	26%
A Zettel	DE		38 64%	1	4%	M Daniels	DT		52 76%	7	30%
E Ansah	DE		38 64%	1	4%	D Randall	CB		52 76%	2	9%
A Robinson	DT		35 59%	4	17%	K Clark	NT		51 75%	8	35%
T Whitehead	LB		35 59%	3	13%	M Burnett	SS		43 63%	4	17%
A Spence	DT		33 56%	1	4%	C Matthews	LB		42 62%	3	13%
N Lawson	CB		32 54%	11	48%	N Perry	LB		38 56%	3	13%
D Hayden	CB		30 51%	6	26%	D Lowry	DE		29 43%	11	48%
J Smith	DE		29 49%			K Fackrell	LB		27 40%	18	78%
C Washington	DE		24 41%	3	13%	V Biegel	LB		19 28%	11	48%
J Ledbetter	DT		21 36%	5	22%	J Ryan	LB		18 26%	10	43%
M Killebrew	SS		18 31%	16	70%	M Adams	DT		18 26%	7	30%
K Thornton	DT		18 31%	3	13%	C Odom	LB		11 16%	2	9%
T Tabor	CB		11 19%	8	35%	M Evans	SS		10 15%	17	74%
J Reeves-Maybin	LB		9 15%	12	52%	J Hawkins	CB		2 3%	1	4%
C Washington	FS		7 12%	12	52%	L Pipkins	CB		1 1%	3	13%
N Bellore	LB			15	65%	J Whitehead	FS			10	43%
S Martin	P			14	61%	J Vogel	P			7	30%
P Worrilow	LB			12	52%	D Hart	LS			7	30%
J Billingsley	WR			7	30%	M Crosby	K			6	26%
D Muhlbach	LS			7	30%	J Janis	WR			5	22%
M Prater	K			7	30%	L Patrick	G			4	17%