

PACKERS

WEEKLY MEDIA INFORMATION PACKET



BALTIMORE RAVENS vs GREEN BAY PACKERS

Sunday, November 19, 2017 @ 12:00 p.m. CST • Lambeau Field



THE DOPE SHEET

OFFICIAL PROGRAM AND PUBLICATION, ACME-PACKERS FOOTBALL TEAM.

Packers Public Relations • Lambeau Field Atrium • 1265 Lombardi Avenue • Green Bay, WI 54304 • 920/569-7500 • 920/569-7201 fax
Jason Wahlers, Sarah Quick, Tom Fanning, Nathan LoCascio

VOL. XIX; NO. 17

GREEN BAY (5-4) VS. BALTIMORE (4-5)
Sunday, Nov. 19 • Lambeau Field • 12 p.m. CST

PACKERS AND RAVENS FACE OFF AT LAMBEAU

The Packers return to Green Bay to host the Baltimore Ravens at Lambeau Field.



- ▶ It is the second opponent from the AFC that the Packers have faced this season after defeating the Cincinnati Bengals, 27-24, in overtime in Week 3.
- ▶ Green Bay will face three teams from the AFC North in its next four games, traveling to Pittsburgh in Week 12 and then to Cleveland in Week 14.
- ▶ The Packers are 4-1 against the Ravens, including 3-0 at home.
- ▶ Baltimore is playing at Lambeau Field for the first time since 2009, a 27-14 Green Bay victory.
- ▶ The Ravens first played in Green Bay in 1998, a 28-10 win for the Packers.
- ▶ The last time the two teams met was in 2013, a 19-17 Packers win in Baltimore.
- ▶ This will be the first time in the series that the two teams will meet in the month of November.
- ▶ Four of the Packers' last five games against AFC opponents have been decided by eight points or less. Green Bay is 3-2 in those contests, including wins in the last two games.
- ▶ Under Head Coach **Mike McCarthy**, the Packers have scored 20-plus points in 35 of 46 games (including the postseason) against AFC teams, including 20 games of 30-plus points.
- ▶ Green Bay has eclipsed 20 points in each of the last six contests against AFC opponents.
- ▶ The Packers have recorded a .500 or better record against AFC teams in each season under McCarthy except for two (1-3 in 2006 and 2008).
- ▶ In four of the last six seasons (2011-12, 2014-15), Green Bay has gone 3-1 against the AFC.
- ▶ For the ninth time in 12 seasons under McCarthy, the Packers are above .500 through the first nine games of the season, including the eighth time in the last nine seasons.
- ▶ Green Bay has won the turnover battle in five of the last six games, recording a turnover margin of plus-eight over that span.
- ▶ In the 23-16 victory at Chicago last week, QB **Brett Hundley** completed 18 of 25 passes for 212 yards, a touchdown and a passer rating of 110.8. It marked the highest passer rating by a Green Bay quarterback (min. 20 pass att.) other than **Aaron Rodgers** since Matt Flynn registered a rating of 113.1 in a win at Dallas on Dec. 15, 2013.
- ▶ WR **Jordy Nelson** needs a reception to pass James Lofton (530, 1978-86) for the third most in Packers history behind Sterling Sharpe (595, 1988-94) and Donald Driver (743, 1999-2012).

REGULAR-SEASON WEEK 11

- ▶ Sunday, the Packers will wear a re-creation of the team's uniform from 1927-48 for the third time (San Diego, Week 5 in 2015 / Dallas, Week 6 in 2016). It is navy blue and gold, and includes a gold yoke across the shoulders with faded gold pants and high navy socks. Green Bay is 8-4 when wearing a third jersey, including wins in seven of the last nine.

WITH THE CALL

CBS will broadcast the game to a regional audience with play-by-play man **Kevin Harlan** and analyst **Rich Gannon** handling the call from the broadcast booth and **Jenny Dell** reporting from the sidelines.



- ▶ Milwaukee's WTMJ (620 AM), airing Green Bay games since November 1929, heads up the Packers Radio Network that is made up of 50 stations in five states. **Wayne Larrivee** (play-by-play) and two-time Packers Pro Bowler **Larry McCarren** (analyst) call the action. McCarren first joined the team's broadcasts in 1995 and enters his 23rd season calling Packers games. After originally being paired together in 1999, McCarren and Larrivee enter their 19th season of broadcasts together.
- ▶ Westwood One Sports will air the game on radio across the country. **Tom McCarthy** (play-by-play) and **Ross Tucker** (analyst) will call the action, with **Scott Graham** hosting the pregame and halftime shows.
- ▶ The broadcast is also available on Sirius Satellite Radio (WTMJ feed).
- ▶ DIRECTV subscribers can watch the game on Channel 706.

REGULAR SEASON

Date	Opponent	Time (CT)	TV
Sun., Sept. 10	SEATTLE SEAHAWKS	.W, 17-9	78,381
Sun., Sept. 17	at Atlanta Falcons	L, 23-34	70,826
Sun., Sept. 24	CINCINNATI BENGALS (Gold Pkg.)	.W, 27-24	78,323
Thu., Sept. 28	CHICAGO BEARS	.W, 35-14	78,362
Sun., Oct. 8	at Dallas Cowboys	.W, 35-31	93,329
Sun., Oct. 15	at Minnesota Vikings	L, 10-23	66,848
Sun., Oct. 22	NEW ORLEANS SAINTS	L, 17-26	78,380
Sun., Oct. 29	BYE		
Mon., Nov. 6	DETROIT LIONS (Gold Pkg.)	L, 17-30	77,575
Sun., Nov. 12	at Chicago Bears	.W, 23-16	61,285
Sun., Nov. 19	BALTIMORE RAVENS	.12 p.m.	CBS
Sun., Nov. 26	at Pittsburgh Steelers	*7:30 p.m.	NBC
Sun., Dec. 3	TAMPA BAY BUCCANEERS	*12 p.m.	FOX
Sun., Dec. 10	at Cleveland Browns	*12 p.m.	FOX
Sun., Dec. 17	at Carolina Panthers	*12 p.m.	FOX
Sat., Dec. 23	MINNESOTA VIKINGS	7:30 p.m.	NBC
Sun., Dec. 31	at Detroit Lions	*12 p.m.	FOX

*—Start time and broadcast may shift due to NFL flexible scheduling

NFL POSTSEASON DATES

Jan. 6-7 AFC and NFC Wild Card Playoffs
Jan. 13-14 AFC and NFC Divisional Playoffs
Jan. 21 AFC and NFC Championship Games
Jan. 28 Pro Bowl, Camping World Stadium, Orlando, Fla.
Feb. 4 Super Bowl LII, U.S. Bank Stadium, Minneapolis





PACKERS VS. RAVENS - WEEK 11

FACING THE AFC

The Green Bay Packers have played well against AFC teams. Under Head Coach **Mike McCarthy**, the Packers are 27-18 during the regular and postseason against teams from the AFC, including 1-0 this season.

- ▶ Green Bay's 27 wins versus the AFC are tied (Philadelphia) for the second most among NFC teams since 2006 (Dallas, 28).
- ▶ The Packers' .600 winning percentage against AFC teams since 2006 ranks **No. 2 in the NFC** and **No. 5 in the NFL**.

Team	Record vs. AFC (2006-Present)	Pct.
1. New England	107-30	.781
2. Indianapolis	87-51	.630
3. Pittsburgh	87-51	.630
4. Dallas	28-18	.609
5. Green Bay	27-18	.600

- ▶ Dating back to 2006, Green Bay is 16-7 at home against AFC teams. The Packers' .696 winning percentage is **tied for No. 3 among NFC teams**:

Record at Home		
NFC Team	vs. AFC (2006-Present)	Pct.
1. Seattle	19-5	.792
2. Arizona	16-6	.727
3t. Green Bay	16-7	.696
3t. Philadelphia	16-7	.696
5. Dallas	15-8	.652

- ▶ Green Bay has a point differential of plus-202 against AFC teams since 2006 to rank **No. 2 in the NFC**:

NFC Team	Point Differential vs. AFC
1. Dallas	+214
2. Green Bay	+202
3. New Orleans	+150
4. Atlanta	+126
5. Philadelphia	+116

- ▶ Dating back to 2015, the Packers rank **No. 5 among NFC teams** in points per game scored against AFC teams:

NFC Team	Points Per Game vs. AFC
1. Seattle	31.2
2. Philadelphia	27.4
3. New Orleans	27.2
4. Carolina	25.8
5. Green Bay	25.7

- ▶ According to pro-football-reference.com, Green Bay is **No. 2 in the NFC** in 30-point games against AFC opponents since 2006:

Team	30-Point Games vs. AFC (Since 2006)
1. New Orleans	20
2. Green Bay	19

STATS OF THE WEEK

- ▶ **LB Nick Perry** registered a career-high three sacks against the Chicago Bears last week. It was the first time a Packers player had three-plus sacks in a game since LB A.J. Hawk (three) on Oct. 13, 2013, at Baltimore.
- ▶ Perry has a team-high seven sacks on the season, the most he has recorded through the team's first nine games in his career.
- ▶ Green Bay registered five sacks at Chicago in Week 10, the most by the Packers in a single regular-season game since accumulating six at Minnesota on Nov. 22, 2015.
- ▶ The Green Bay defense held Chicago to 55 yards rushing on 17 carries (3.2) a week after holding Detroit to 64 yards on 33 carries (1.9). Over the last two weeks, the Packers rank **No. 3 in the NFL** in average yards allowed per carry (2.38), trailing only the Philadelphia Eagles (1.84) and Seattle Seahawks (1.81).

MANY PLAYS

The Green Bay Packers have used long drives to score points this season, ranking near the top of the league in a few categories involving drives of 10-plus plays:

Team	10-Play Drives
1t. Atlanta	20
1t. San Francisco	20
3t. Carolina	19
3t. New Orleans	19
5t. Green Bay	18
5t. Cleveland	18
5t. New York Giants	18

Team	TDs On 10-Play Drives
1. Dallas	9
2t. Green Bay	7
2t. Denver	7
2t. San Francisco	7
5. Eight teams	6

Team	Points On 10-Play Drives
1. San Francisco	79
2. New England	71
3. Dallas	70
4. New Orleans	69
5t. Green Bay	68
5t. Carolina	68

DON'T GIVE IT AWAY

- ▶ Green Bay is tied for the fourth-fewest giveaways this season with nine.
- ▶ The Packers have only lost two fumbles this year, tied for the fewest in the NFL.
- ▶ The Packers have come out even or ahead in the turnover battle in seven of nine games this season, holding a 5-2 record in those contests.

Two years after he co-founded the Packers with **Curly Lambeau**, **George Calhoun** began writing a piece called *The Dope Sheet*, which served as the official press release from 1921-24.





PACKERS VS. RAVENS - WEEK 11

HOME SWEET HOME

Green Bay has a long tradition of playing well at Lambeau Field.

- ▶ The Packers' three home wins are tied for the fifth most in the NFL this season.
- ▶ Green Bay started 3-0 at home this season, marking the fifth time in the last seven seasons that the Packers began the season 3-0 or better at home.
- ▶ Green Bay finished with a record of .500 or better at home in 10 of the first 11 seasons under Head Coach **Mike McCarthy**.

Season	Home Record
2017	3-2
2016	6-2
2015	5-3
2014	8-0
2013	4-3-1
2012	7-1
2011	8-0
2010	7-1
2009	6-2
2008	4-4
2007	7-1
2006	3-5

- ▶ Green Bay's victory in Week 4 vs. Chicago was the 220th at Lambeau Field, the most home wins by any franchise at one stadium in NFL history.
- ▶ Since the start of 2014, Green Bay is **tied for No. 3 in the NFL** in winning percentage at home during the regular season:

Team	Record At Home (Since 2014)	Pct.
1. New England	23-6	.793
2. Seattle	22-6	.786
3t. Green Bay	22-7	.759
3t. Denver	22-7	.759
5. Kansas City	21-7	.750
6. Pittsburgh	20-7	.741

- ▶ Under McCarthy, Green Bay is 68-24-1 at home during the regular season. The Packers' .737 winning percentage ranks **No. 2 in the NFL** over that span:

Team	Record At Home (Since 2006)	Pct.
1. New England	78-15	.839
2. Green Bay	68-24-1	.737
3. Baltimore	67-25	.728
4. Pittsburgh	66-25	.725
5. Seattle	64-28	.696
6. Indianapolis	64-29	.688

- ▶ The Packers rank **No. 2 in the NFL** in point differential at home since the start of the 2014 season (according to pro-football-reference.com):

Team	Point Differential At Home (Since 2014)
1. New England	plus-340
2. Green Bay	plus-274
3. Seattle	plus-262
4t. Kansas City	plus-220
4t. Pittsburgh	plus-220

- ▶ In 2014, Green Bay's plus-155 point differential at home was the highest in franchise history (dating back to 1940), eclipsing the plus-151 in 1996.
- ▶ Dating back to 2014, Green Bay ranks **No. 1 in the NFL** in first-quarter scoring margin (plus-180) at home (according to pro-football-reference.com). The Packers are plus-14 in first-quarter scoring margin at home this season, **tied for No. 4 in the NFL**.

Team	First-Quarter Scoring Margin At Home (2017)
1. Philadelphia	plus-35
2t. Jacksonville	plus-16
2t. Tampa Bay	plus-16
4t. Green Bay	plus-14
4t. New York Jets	plus-14
6t. Chicago	plus-13
6t. Denver	plus-13
6t. Washington	plus-13

- ▶ Under McCarthy, Green Bay has scored 30-plus points at home during the regular season 40 times, winning 38 of those contests. The Packers' rank **No. 3 in the league** in home games with 30-plus points since 2006:

Team	30-Plus Point Home Games (Since 2006)
1. New England	48
2. New Orleans	46
3. Green Bay	40
4. Dallas	38
5. L.A. Chargers	35

- ▶ WR **Jordy Nelson** has recorded at least one touchdown catch in 16 of the last 21 games he has played in at Lambeau Field, totaling 23 touchdown receptions over that span.
- ▶ Over his career, Nelson has registered at least one touchdown reception in 30 games at Lambeau Field. The Packers are 28-2 in those contests.
- ▶ Nelson has recorded five touchdown receptions in five home games this season.
- ▶ Dating back to the 2016 season, Nelson has 14 receiving touchdowns in 13 home games, ranking **No. 1 in the NFL**. WR **Davante Adams** is **tied for No. 4 in the NFL** over that span with eight receiving touchdowns at home:

Player	TD Receptions At Home (Since 2016)
1. Jordy Nelson, GB	14
2t. Michael Crabtree, OAK	9
2t. DeAndre Hopkins, HOU	9
4t. Davante Adams, GB	8
4t. Odell Beckham Jr., NYG	8
4t. Brandin Cooks, NO/NE	8
4t. Mike Evans, TB	8
4t. Jimmy Graham, SEA	8



PACKERS VS. RAVENS - WEEK 11

AT THE HELM

Having led Green Bay to the playoffs in nine of his first 11 seasons as head coach, **Mike McCarthy** is joined by Vince Lombardi and Mike Holmgren as the only coaches to guide the Packers to a Super Bowl win with a victory over Pittsburgh in Super Bowl XLV.

- ▶ McCarthy guided the Packers to a franchise-record fourth consecutive division title in 2014. In his 11 seasons, he has won six division titles, tying Lombardi for the second most in franchise history.
- ▶ With a win at Tampa Bay in Week 16 of the 2014 season, McCarthy passed Lombardi for the No. 2 spot in team history as far as overall victories:

Coach	Overall Wins
1. Curly Lambeau, 1921-49	212
2. Mike McCarthy, 2006-17	129
3. Vince Lombardi, 1959-67	98
4. Mike Holmgren, 1992-98	84

- ▶ The 129 overall wins are the most in the NFC and the second most in the NFL since 2006 (New England, 159).
- ▶ In Week 6, McCarthy recorded his 200th career game as a head coach (including the postseason). Having compiled 128 victories, he tied Bud Grant and Chuck Noll for the **sixth-most wins by a head coach** through 200 games: Don Shula, 149 / Joe Gibbs, 138 / George Halas, 134 / Tony Dungy, 130 / Curly Lambeau, 130.
- ▶ McCarthy reached 100 career wins (including playoffs) in just his 155th game. He was the fastest to reach 100 wins in the NFL since George Seifert in 1996 (132 games).
- ▶ McCarthy's 114 regular-season wins in his first 11 years as a head coach (2006-16) are **tied for No. 3 in NFL history**:

Coach	Wins In First 11 Regular Seasons (2006-16)
1. Don Shula, BAL/MIA	117
2. Joe Gibbs, WAS	115
3t. Mike McCarthy, GB	114
3t. Tony Dungy, TB/IND	114
3t. George Seifert, SF/CAR	114

- ▶ McCarthy recorded his third regular season with 12-plus wins in 2014 (2007, 2011), passing Lambeau (1929, 1931), Lombardi (1962, 1966), Holmgren (1996-97) and Mike Sherman (2001-02) for the most by a coach in franchise history.
- ▶ McCarthy has guided the Packers to five seasons with 11-plus wins (2007, 2009, 2011-12, 2014), passing Lombardi (1961-63, 1966) and Holmgren (1995-98) for the **most by a coach in franchise history**.
- ▶ McCarthy's eight regular seasons with 10-plus wins are a **franchise record** (since 1921). Among current NFL head coaches, only Bill Belichick (16) and Andy Reid (11) have more 10-plus-win seasons.
- ▶ McCarthy is the **only coach in franchise history** to post three or more consecutive 10-win seasons twice in his career (2009-12, 2014-16).
- ▶ McCarthy joined Pittsburgh's Bill Cowher (2005) as the only Super Bowl-winning coaches to lead their respective teams to three road wins as the No. 6 seed in the postseason en route to a world title.
- ▶ Including playoffs, McCarthy has a 129-73-1 record since taking over as head coach in 2006, a .638 winning percentage that ranks **No. 3 among current NFL head coaches** (minimum 100 games):

Coach	Winning Pct.
1. Bill Belichick, CLE/NE	.683 (271-126)
2. Mike Tomlin, PIT	.645 (118-65)
3. Mike McCarthy, GB	.638 (128-73-1)

- ▶ McCarthy has coached in 203 games (including playoffs), **No. 2 in team history** behind Lambeau (339 from 1921-49).

- ▶ In the Week 6 victory over the San Diego Chargers in 2015, McCarthy earned the 100th regular-season win of his career in just his 150th game, making him the **seventh-fastest coach in NFL history and the fastest current NFL coach** to reach the 100-win plateau:

Coach (Current)	Games Needed For 100 Regular-Season Wins
1. Mike McCarthy, GB	150
2. Andy Reid, PHI/KC	164
3. Bill Belichick, CLE/NE	177
4. John Fox, CAR/DEN	182

- ▶ Since McCarthy took over in 2006, the Packers rank **No. 2 in the NFL** in regular-season winning percentage:

Team	Winning Pct.
1. New England	.784 (145-40)
2. Green Bay	.646 (119-65-1)
3. Pittsburgh	.638 (118-67)

- ▶ Green Bay's seven 10-win regular seasons since 2009 are **No. 2 in the NFL**:

Team	10-Win Regular Seasons (Since 2009)
1. New England	8
2. Green Bay	7
3t. Cincinnati/Indianapolis/Pittsburgh	5

WINNING WAYS

- ▶ The Packers are the only NFC team and one of two teams in the league (New England) to make the playoffs each of the past eight seasons (2009-16). Those eight appearances are more than the rest of the NFC North Division combined during that span (Minnesota-three / Detroit-three / Chicago-one).
- ▶ McCarthy became just the **fourth head coach in NFL history** to lead a single franchise to eight-plus consecutive playoff appearances:

Coach	Years
Tom Landry, DAL	1966-73 and 1975-83
Chuck Noll, PIT	1972-79
Mike McCarthy, GB	2009-16
Bill Belichick, NE	2009-16

- ▶ There are seven teams in the NFL with five-plus playoff appearances from 2009-16, with only two in the NFC (New England and **Green Bay, eight** / Cincinnati and Seattle, six / Baltimore, Denver, Indianapolis, five).
- ▶ With the victory over Dallas in the 2016 playoffs, McCarthy has led the Packers to 10 wins in the postseason, passing Vince Lombardi and Mike Holmgren for the **most in team history**:

Coach	Postseason Wins
1. Mike McCarthy, 2006-16	10
2t. Vince Lombardi, 1959-67	9
2t. Mike Holmgren, 1992-98	9

- ▶ The 10 postseason wins since 2007 are tied for No. 2 in the NFL with Baltimore and Seattle (New England, 13). The rest of the NFC North has combined for two postseason wins over the last 10 seasons (Minnesota and Chicago).



THE DOPE ON THIS WEEK'S OPPONENT:

Packers vs. Ravens:

All-time, regular season:

4-1-0

All-time, in Green Bay:

3-0-0

Streaks: The Packers have won two consecutive and four of the five total matchups between the clubs.

Last meeting, regular season:

Oct. 13, 2013, at M&T Bank Stadium; Packers won, 19-17



COACHES CAPSULES

Mike McCarthy: 129-73-1, .635 (incl. 10-8 postseason); 12th NFL season

John Harbaugh: 99-72, .579, (incl. 10-5 postseason); 10th NFL season

Head to Head: McCarthy 2-0

vs. Opponent: McCarthy 2-0 vs. Ravens; Harbaugh 0-2 vs. Packers

MIKE MCCARTHY...Is in his 12th year as the Packers' 14th head coach.

- ▶ Led the Packers to their eighth consecutive playoff appearance last season, tied for the third-longest streak in NFL history. Has also led the team to nine playoff appearances in the last 10 years (2007, 2009-16).
- ▶ Ranks second in franchise history in total victories, trailing only Curly Lambeau.
- ▶ Guided the Packers to top-10 finishes in scoring in eight straight seasons (2007-14), joining the Patriots as the only other team to accomplish the feat over that time; Packers finished first overall in scoring in 2014.
- ▶ Reached the 100-win plateau faster than any active NFL head coach, needing just 155 games.
- ▶ Joined Vince Lombardi and Mike Holmgren as the only coaches to guide the Packers to a Super Bowl title with a win over Pittsburgh in Super Bowl XLV.

JOHN HARBAUGH...Is in his 10th year as the Ravens' third head coach.

- ▶ Has guided the Ravens to a playoff berth in six of his first nine seasons with the club, helping Baltimore win its second Super bowl title following the 2012 season.
- ▶ During Harbaugh's tenure with the Ravens, Baltimore is one of seven teams with at least six playoff berths since 2008.
- ▶ His 10 playoff victories since 2008 are the second most in the NFL during that span.
- ▶ Spent his first 10 NFL seasons with Philadelphia (1998-2007). Also coached collegiately at Western Michigan (1984-86), Pittsburgh (1987), Morehead State (1988), Cincinnati (1989-96) and Indiana (1997).

THE PACKERS-RAVENS SERIES

- ▶ This Sunday will mark just the sixth meeting between the Packers and Ravens, who moved to Baltimore from Cleveland following the 1995 season.
- ▶ The Packers won a pair of October clashes at Lambeau Field in 1998 and 2001 as well as a *MNF* contest at Lambeau in December 2009 and a 2013 Week 6 matchup at M&T Bank Stadium. The Ravens' lone win in the series came in a December 2005 meeting in Baltimore on *MNF*. Sunday's game will be Baltimore's first trip to Lambeau Field since 2009.
- ▶ As the NFL's Cleveland Browns, these franchises first met in 1953 and played 15 times, including the 1965 NFL Championship at Lambeau Field, RB Jim Brown's last game. Once the team moved to Baltimore before the 1996 season, the NFL kept the Browns' records and history in a trust until the Cleveland franchise could return as an expansion team in 1999. Officially, the Baltimore Ravens launched their franchise history in 1996.

NOTABLE CONNECTIONS

Packers defensive coordinator Dom Capers coached on the staff of the USFL's Philadelphia/Baltimore Stars from 1984-85...Packers S Jermaine Whitehead spent some time on the Ravens' practice squad in 2015... Baltimore offensive coordinator/QBs coach Marty Mornhinweg was Green Bay's QBs coach during the club's Super Bowl XXXI-winning season...That same year, as his position coach, Mornhinweg helped Brett Favre win the 1996 NFL MVP...Ravens DB/LB Anthony Levine Sr. entered the NFL with the Packers as an undrafted free agent in 2010 and spent time on Green Bay's practice squad in 2010 and 2011... Ravens running backs coach Thomas Hammock began his coaching career as an offensive graduate assistant at Wisconsin from 2003-04... Hammock would come back to Madison from 2011-13 where he served as the Badgers' assistant head coach/recruiting coordinator...Packers defensive line coach Mike Trgovac held the same title at Navy in 1989, where he coached alongside Ravens defensive coordinator Dean Pees... Trgovac coached on the Notre Dame staff with Ravens linebackers coach Don Martindale and Pees once again in 1994...With the Eagles in 1998, Trgovac and Pees coached together at their third different stop, where they joined Ravens head coach John Harbaugh in Philadelphia...Pees and Packers RBs coach Ben Sirmans coached together at Kent State from 2000-03...Additionally, Pees was New England's defensive coordinator in 2008 while Capers was the Patriots' special assistant/secondary coach... Capers was also in New England with Ravens TE Benjamin Watson... Martindale coached with Packers secondary-safeties coach Darren Perry in Oakland...Packers secondary-cornerbacks coach Joe Whitt Jr. and Ravens special teams coordinator/associate head coach Jerry Rosburg both coached on the Atlanta staff in 2007...Packers inside linebackers coach Scott McCurley was a graduate assistant at the University of Pittsburgh, where he ran the scout-team offense quarterbacked by Ravens QB Joe Flacco in 2004...Packers executive VP, GM and director of football operations Ted Thompson was in Seattle's front office while Ravens WRs coach Bobby Engram played for the Seahawks...Earlier in his career, Engram was a teammate of Packers offensive coordinator Edgar Bennett with the Chicago Bears... Baltimore DL coach Joe Cullen was a defensive assistant at Illinois while Green Bay special teams coordinator Ron Zook was the Illinois head coach...Packers TEs coach Brian Angelichio held the same title at Rutgers while Ravens secondary coach Chris Hewitt was the Scarlet Knights' RBs coach...In 2014 in Cleveland, Angelichio was the Browns TEs coach while Baltimore RB Terrance West was a rookie...Ravens assistant special teams coach Chris Horton was a quality control coach at UCLA from 2012-13 while Packers QB Brett Hundley and DT Kenny Clark were with the Bruins...Baltimore senior offensive assistant/TEs coach Greg Roman got his start in coaching on Dom Capers' Panthers' staff in 1995...Roman would go on to become Capers' TEs and QBs coach when Capers was the Houston Texans' head coach...Roman was the 49ers offensive coordinator while Packers LB Ahmad Brooks and DT Quinton Dial played in San Francisco...Packers CB Davon House and Ravens C Luke Bowanko were teammates with the Jaguars for two seasons...Watson and Packers G Jahri Evans were teammates in New Orleans from 2013-15...Ravens T Andrew Donnal and Packers TE Lance Kendricks teamed together for two seasons with the Rams...Former college teammates include Packers S Ha Ha Clinton-Dix, Dial and Ravens LB C.J. Mosley (Alabama), Clinton-Dix also teamed with Baltimore OLB Tim Williams in Tuscaloosa, Ravens DE Bronson Kafusi and Packers RB Jamaal Williams (Brigham Young), Green Bay G Justin McCray and Baltimore WR Breshad Perriman (Central Florida), Packers T David Bakhtiari and Ravens CB Jimmy Smith (Colorado), Packers DT Mike Daniels and Ravens DT Carl Davis (Iowa), Baltimore DT Willie Henry, DE Chris Wormley and Green Bay LB Jake Ryan (Michigan) and Ravens S Tony Jefferson and Packers FB Aaron Ripkowski (Oklahoma).

LAST MEETING, REGULAR SEASON

Oct. 13, 2013, at M&T Bank Stadium; Packers won, 19-17.

- ▶ A 64-yard touchdown reception by Jordy Nelson helped the Packers defeat the defending Super Bowl champions. Nelson would finish the afternoon with four catches for 113 yards (28.3 avg.) and a touchdown.
- ▶ Green Bay RB Eddie Lacy rushed 23 times for 120 yards (5.2 avg.) and K Mason Crosby went 4-4 on field goals on the day.
- ▶ The Packers defense held the Ravens to 47 yards rushing on the day and LB A.J. Hawk sacked QB Joe Flacco three times.



PACKERS VS. RAVENS - WEEK 11

GROUP EFFORT

The Packers have a history of relying on many receivers over the years and that has continued.

- ▶ So far this season, 12 different players have recorded a reception. In Week 10, QB **Brett Hundley** connected with nine different players.
- ▶ Green Bay is one of four teams in the league to have five or more players with 23-plus catches this season (New England, San Francisco, Washington).
- ▶ WR **Davante Adams** leads the Packers with 42 receptions and 494 receiving yards this season and is tied with WR **Jordy Nelson** for the team lead in receiving touchdowns (six)
- ▶ For the first time in his career, Adams registered a receiving touchdown in three consecutive regular-season games (Games 4-6). Adams totaled five receiving touchdowns over that span.
- ▶ Adams and Nelson both rank near the top of the league in receiving touchdowns:

Player	Receiving TDs
1. DeAndre Hopkins, HOU	8
2. Will Fuller V, HOU	7
3t. Davante Adams, GB	6
3t. Jordy Nelson, GB	6
3t. Michael Crabtree, OAK	6
3t. Zach Ertz, PHI	6
3t. Jimmy Graham, SEA	6

- ▶ Nelson and Adams both rank at the top of league in receiving touchdowns since the start of the 2016 season:

Player	Receiving TDs (Since 2016)
1. Jordy Nelson, GB	20
2. Davante Adams, GB	18
3. Mike Evans, TB	16
4. Antonio Brown, PIT	15
5. Michael Crabtree, OAK	14

- ▶ Nelson and Adams both rank at the top of the NFL in games with multiple receiving touchdowns since 2016:

Player	Games With Two-Plus Receiving TDs (Since 2016)
1. Jordy Nelson, GB	5
2t. Davante Adams, GB	4
2t. Odell Beckham Jr., GB	4

- ▶ Nelson registered two touchdowns in both Weeks 3-4, marking the third time in his career (Weeks 10-11, 16-17 in 2011) that he posted back-to-back games with two-plus TD receptions.
- ▶ Nelson has registered 15 games with two-plus TD catches since 2011, **No. 1 in the league** among active players over that span. The Packers have a 15-0 record in those contests.

Player	Games With Two-Plus Receiving TDs (Since 2011)
1. Jordy Nelson, GB	15
2t. Dez Bryant, DAL	14
2t. Jimmy Graham, NO/SEA	14

- ▶ WR **Geronimo Allison** recorded a career-high 122 receiving yards on six receptions (20.3 avg.) in Week 3 vs. Cincinnati, including a career-long 72-yard reception in overtime to set up a 27-yard game-winning field goal by K **Mason Crosby**.

- ▶ For his career, Allison has 19 first downs on 23 catches. His first-down percentage of 82.6 percent ranks **No. 2 in the NFL** since the start of the 2016 season (min. 15 receptions).
- ▶ TE **Lance Kendricks** scored on a 1-yard reception in the first quarter of the Week 3 win over Cincinnati, his first TD catch as a Packer. He also recorded a 51-yard reception against the Bengals, the second-longest catch of his career (80 yards at Tampa Bay, Dec. 23, 2012).
- ▶ In Week 2, RB **Ty Montgomery** hauled in six receptions for 75 yards (12.5 avg.) and a TD to go with 10 carries for 35 yards (3.5 avg.) and TD, becoming the first Packer to have a rushing TD, receiving TD and 75-plus receiving yards in the same games since Dorsey Levens at Indianapolis on Nov. 16, 1997 (two rushing TDs, one receiving TD, 92 receiving yards).

NELSON MAKES HISTORY

- ▶ WR **Jordy Nelson** ranks in the top five in franchise history in receptions, receiving yards and receiving touchdowns:

Packers Player	Receptions
1. Donald Driver, 1999-2012	743
2. Sterling Sharpe, 1988-94	595
3t. Jordy Nelson, 2008-14, 2016-present	530
3t. James Lofton, 1978-86	530

Packers Player	Receiving Yards
1. Donald Driver, 1999-2012	10,137
2. James Lofton, 1978-86	9,656
3. Sterling Sharpe, 1988-94	8,134
4. Don Hutson, 1935-45	7,991
5. Jordy Nelson, 2008-14, 2016-present	7,724

Packers Player	Receiving TDs
1. Don Hutson, 1935-45	99
2. Jordy Nelson, 2008-14, 2016-present	69

- ▶ For the second straight season, Nelson had five TD catches through the first four games (2016-17). He joined Don Hutson (1944-45) as the only players in franchise history to have five-plus TD catches in the first four games in back-to-back seasons.
- ▶ QB **Aaron Rodgers** and Nelson have connected for 65 touchdowns, **the most by a duo in team history** (Brett Favre and Antonio Freeman, 57).
- ▶ In 2016, Nelson joined WR Sterling Sharpe as the **only players in team history** to record two seasons with 95-plus catches.
- ▶ In 2016, Nelson registered the fourth 1,200-yard (1,257) receiving season of his career, tying James Lofton for the **best mark in team history**.
- ▶ It was the third time in Nelson's career that he recorded 10-plus receiving TDs in a season (2011 and 2014). He joined Sharpe (four) and Hutson (three) as the **only players in franchise history to post 10-plus TD catches in three or more seasons**.
- ▶ Nelson is the **first player in franchise history to record 13-plus receiving touchdowns in three different seasons** (2011, 2014, 2016). His three seasons of 13-plus TD receptions tie Pro Football Hall of Famers Lance Alworth, Cris Carter and Marvin Harrison for the fourth most in NFL history. Only Pro Football Hall of Famer Jerry Rice (eight), Terrell Owens (seven) and Randy Moss (six) have more such seasons in NFL history.
- ▶ With at least one touchdown reception in 11 games last season, Nelson tied Sharpe (1992 and 1994) for the most games with at least one TD catch in a single season in franchise history.
- ▶ Nelson has 25 100-yard receiving games in his career, **passing Hutson (24) for No. 3 in team history**. He trails Sharpe (29) for the second most.



PACKERS VS. RAVENS - WEEK 11

IN THE RED ZONE

- ▶ Green Bay ranks **No. 3 in the NFL** in red-zone percentage this season (20 TDs on 29 drives):

Team	Red-Zone Percentage (2017)
1. Philadelphia	72.4
2. Miami	70.6
3. Green Bay	69.0
4. Dallas	65.7
5. Oakland	63.2

- ▶ The Packers are **No. 4 in the NFL** in red-zone passing touchdowns this season:

Team	Red-Zone Passing TDs (2017)
1. Philadelphia	15
2t. New England	14
2t. Seattle	14
4. Green Bay	13
5t. Five teams	12

- ▶ WR **Jordy Nelson** and **Davante Adams** are **tied for No. 3 in the NFL** with five red-zone touchdown receptions this season (PHI TE Zach Ertz, six / SEA TE Jimmy Graham, six).
- ▶ Nelson **leads the NFL** and Adams is **tied for No. 2** in receiving touchdowns in the red zone since the start of the 2016 regular season:

Player	Red-Zone Rec. TDs (Since 2016)
1. Jordy Nelson, GB	16
2t. Davante Adams, GB	12
2t. Cameron Brate, TB	12
4t. Mike Evans, TB	10
4t. Jimmy Graham, SEA	10

- ▶ Nelson's 11 red-zone touchdown receptions in 2016 were a career high and tied for the top mark by a Packer since STATS began recording in 1991 (James Jones, 2012; Sterling Sharpe, 1994).

RIGHT FROM THE START

- ▶ The Packers are tied for the league lead with 37 points on opening drives:

Team	Points On Opening Possession (2017)
1t. Green Bay	37
1t. Washington	37
3. Philadelphia	31
4t. Jacksonville	30
4t. New Orleans	30

- ▶ The Packers have finished in the top 10 in points scored on opening possessions in each season dating back to 2013:

Season	Points On Opening Poss.	Rank
2016	58	4
2015	37	9t
2014	48	2
2013	36	8t

- ▶ Since 2016, Green Bay has scored touchdowns on its first drive in 12 of 25 games (48.0 percent).

- ▶ The Packers are the only team with five touchdowns on opening drives this season.

Team	TDs On First Possession (2017)
1. Green Bay	5
2t. Philadelphia/Washington	4

- ▶ Since 2013, the Packers rank near the top of the league in a few first-possession statistics:

Team	Points On First Possession (Since 2013)
1. Green Bay	216
2. Atlanta	197
3. New England	193

Team	TD Pct. On First Possession (Since 2013)
1. Green Bay	34.2
2. New England	32.9
3. Los Angeles Chargers	32.8

GROUND GAME ON THE RISE

Due to injuries, the Packers have used a multiple backs in a ground attack that has improved as the season has gone on.

- ▶ Since Week 5, the Packers rank **No. 8 in the league** in rushing yards per game (130.2) and **No. 2** in yards per carry (5.13). They are also **tied for No. 3** in the league over that span with six rushing TDs.
- ▶ Green Bay ranks **No. 6 in the NFL** in yards per carry this season:

Team	Yards Per Carry
1. Dallas	4.84
2. Jacksonville	4.81
3. Kansas City	4.77
4. New Orleans	4.64
5. Atlanta	4.52
6. Green Bay	4.50

- ▶ Green Bay has three 160-yard rushing games this season, **tied for No. 4 in the NFL**. All three have come in the Packers' last five games.

Team	160-Yard Rushing Games
1. Jacksonville	5
2t. Dallas	4
2t. Tennessee	4
4t. Green Bay , five others	3

- ▶ Green Bay is **tied for No. 5 in the NFL** in rushing touchdowns (nine) this season.
- ▶ According to STATS, Green Bay's offense ranks **No. 3 in the NFL** in percent of rushes gaining four-plus yards (48.3), trailing only New England (48.4) and Dallas (48.7).
- ▶ QB **Brett Hundley** became the first quarterback in team history (since 1940) to register a rushing touchdown in both of his first two career starts with the Packers (according to the Elias Sports Bureau).
- ▶ In Week 7, RB **Aaron Jones** reached 131 yards in 17 carries (7.7 avg.), the fewest number of carries needed by a Green Bay rookie in a 125-yard rushing game.
- ▶ Jones is **tied for No. 2 in the NFL** with two 125-yard rushing games this season (PIT RB Le'Veon Bell, three).
- ▶ Jones joined RBs Eddie Lacy and John Brockington in a tie for the most 125-yard rushing games in a season by a Green Bay rookie.



PACKERS VS. RAVENS - WEEK 11

CLAY FINDS HIS WAY TO THE BALL

LB **Clay Matthews** continues to make an impact on opposing offenses.

- ▶ In Week 4, he registered a sack/forced fumble of QB Mike Glennon to move past DE Kabeer Gbaja-Biamila to set the team record:

Player	Career Sacks
1. Clay Matthews, 2009-17	75.0
2. Kabeer Gbaja-Biamila, 2000-08	74.5
3. Reggie White, 1993-98	68.5
4. Tim Harris, 1986-90	55.0
5. Aaron Kampman, 2002-09	54.0

- ▶ In 2015, Matthews was selected to his sixth Pro Bowl and first as an inside linebacker after recording 6.5 sacks (second on the team), 14 QB hits (No. 1 on the team), and a career-high 84 tackles (No. 2 on the team). He was also one of three players (Micah Hyde, Sam Shields) on the team to have an interception and a fumble recovery.

- ▶ He is **tied for the fourth-most** six-plus-sack seasons among active players in the NFL since 2009:

Player	Six-Plus-Sack Seasons (Since 2009)
1. Julius Peppers, CAR/CHI/GB	9
2t. Calais Campbell, ARI/JAX	8
2t. Cameron Wake, MIA	8
4t. Clay Matthews, GB	7
4t. Ahmad Brooks, SF/GB	7
4t. Tamba Hali, KC	7
4t. Ryan Kerrigan, WAS	7

- ▶ Matthews ranks in the top 10 in sacks since 2009 among active players:

Player	Sacks (Since 2009)
1. Cameron Wake, MIA	87.5
2. Von Miller, DEN	81.5
3. Julius Peppers, CAR/CHI/GB	80.5
4. Elvis Dumervil, DEN/BAL/SF	77.5
5. J.J. Watt, HOU	76.0
6. Clay Matthews, GB	75.0
7. Tamba Hali, KC	71.0

- ▶ Matthews is **tied for No. 1 in team history** in 10-sack seasons and is **No. 4** in two-sack games:

Player	10-Sack Seasons
1t. Clay Matthews, 2009-10, 2012, 2014	4
1t. Reggie White, 1993, 1995, 1997-98	4
1t. Kabeer Gbaja-Biamila, 2001-04	4

Player	Two-Sack Games
1. Reggie White, 1993-98	16
2. Kabeer Gbaja-Biamila, 2000-08	15
3. Tim Harris, 1986-90	14
4. Clay Matthews, 2009-17	13

PERRY LEADS THE RUSH

Packers LB **Nick Perry** leads a pass rush that has recorded multiple sacks in 17 of the past 25 regular-season games.

- ▶ Perry leads the team with 7.0 sacks this season, the most he has recorded through the team's first nine games of a season in his career.
- ▶ Perry registered a career high three sacks against the Chicago Bears in Week 10. It was the first time a Packers' player had three-plus sacks in one game since LB A.J. Hawk (three) on Oct. 13, 2013, at Baltimore.
- ▶ Perry has recorded at least one two-sack game in each season since 2013, the lone Packer to accomplish that feat over that span.
- ▶ Despite missing two games, Perry registered a team-high 11 sacks, **tied for No. 8 in the NFL**, in 2016. He became the 11th player in team history (since 1982) to register a double-digit sack total in a season.
- ▶ Dating back to the start of 2016, Perry has registered a half-sack or more in 15 regular-season games, **tied for No. 4 in the NFL**:

Player	Games With Half-Sack Or More
1. Chandler Jones, ARI	17
2t. Ryan Kerrigan, WAS	16
2t. Von Miller, DEN	16
4t. Nick Perry, GB	15
4t. Joey Bosa, LAC	15
4t. Cameron Jordan, NO	15
4t. Cameron Wake, MIA	15

BURNETT BRINGS IT

Packers S **Morgan Burnett** has been a steady force on the Packers defense for years, starting 103 games (including playoffs) since 2011.

- ▶ From 2011-14, he was the only Packer to surpass 100 tackles each season, and despite missing five games in 2015, he tied for the team lead in solo tackles (54) and led the team with 14 total tackles in the postseason. In 2016, he was **No. 1 on the team** in tackles (92) despite missing a game.
- ▶ He set a single-season career high with three sacks in 2016, **No. 2 among safeties** according to STATS.
- ▶ Burnett recorded two interceptions in 2016, tied for the second most of his career (two in 2012 / three in 2011).
- ▶ Burnett has 7.5 sacks since 2011, **No. 5 among safeties** over that time span:

Player	Sacks (Since 2011)
1. Harrison Smith, MIN	9.0
2t. Roman Harper, NO/CAR	8.5
2t. Reshad Jones, MIA	8.5
2t. T.J. Ward, CLE/DEN/TB	8.5
5. Morgan Burnett, GB	7.5

- ▶ He ranks **No. 3 among Green Bay safeties** (since 1982) in career sacks, according to STATS:

Packers Safety	Career Sacks
1. LeRoy Butler, 1990-2001	20.5
2. Mark Murphy, 1980-85, 87-91	11.0
3. Morgan Burnett, 2010-present	7.5



PACKERS VS. RAVENS - WEEK 11

ON THE RISE

S **Ha Ha Clinton-Dix** has been a presence on the Packers defense since his rookie season and earned his first trip to the Pro Bowl and second-team All-Pro recognition from *The Associated Press* in 2016.

- ▶ After starting 10 of 16 games and both postseason contests as a rookie, he has started every game since 2015.
- ▶ Clinton-Dix is **tied for No. 6 among safeties** in interceptions since 2014 (including the postseason):

Safety	Interceptions (Since 2014)
1. Reggie Nelson, CIN/OAK	17
2t. Kurt Coleman, KC/CAR	16
2t. Glover Quin, DET	16
4t. Mike Adams, IND	14
4t. Micah Hyde, GB/BUF	14
6t. Ha Ha Clinton-Dix, GB	12
6t. Tashaun Gipson, CLE/JAX	12

- ▶ His three career postseason interceptions rank **No. 1 among safeties** since he entered the league in 2014, according to STATS.
- ▶ His career-best five interceptions were **tied for No. 5 in the NFL** in 2016 and **tied for No. 2 among safeties**:

Safety	Interceptions (2016)
1. Quintin Demps, HOU	6
2t. Ha Ha Clinton-Dix, GB	5
2t. Landon Collins, NYG	5
2t. Reggie Nelson, OAK	5
5t. Four players	4

- ▶ It was the most interceptions by a Packers safety in a single season since Charles Woodson (seven) and Charlie Peprah (five) in 2011.
- ▶ In 2016, Clinton-Dix posted a career-high two interceptions in both Week 9 and Week 15, becoming the first Packer to have multiple two-INT games in a season since Woodson in 2011.
- ▶ In Week 9 of 2016, he joined CB Al Harris (vs. New Orleans, Oct. 9, 2005) as the only players to post two INTs in a first quarter for the Packers since 1993.

PROLIFIC PUNT TEAM

P **Justin Vogel** and the punt team rank near the top of the league in a couple of categories this season:

Player	Net Punting Average
1. Brett Kern, TEN	46.0
2. Marquette King, OAK	45.5
3. Johnny Hekker, LAR	44.5
4. Michael Palardy, CAR	43.8
5. Justin Vogel, GB	43.5

Team	Opp. Punt Return Avg.
1. San Francisco	2.5
2. Green Bay	4.2
3. Minnesota	4.3

- ▶ Under special teams coordinator **Ron Zook** (since 2015), the Packers rank **No. 2 in the NFL** in opponent punt return average (5.4).

CONTINUAL IMPACT

In his career, DT **Mike Daniels** has seen his playing time steadily increase as well as his production, earning him a role as a standout on the defense.

- ▶ Daniels ranks **No. 3 among Packers defensive tackles** in sacks (since 1982), according to STATS LLC:

Packers Defensive Tackles	Sacks (Since 1982)
1. Cullen Jenkins, 2004-10	29.0
2. Santana Dotson, 1996-2001	26.0
3. Mike Daniels, 2012-present	24.5
4t. Cletidus Hunt, 1999-2004	17.0
4t. Corey Williams, 2004-07	17.0

- ▶ Daniels is third on the Packers with 22.5 sacks since the start of the 2013 season. He is **No. 11 among NFL defensive tackles** over that span, according to STATS LLC.
- ▶ He has started all but two regular-season and postseason games for Green Bay and has played the most defensive snaps among Packers defensive linemen since the start of the 2014 season.

OTHER DEFENSIVE NOTES

- ▶ With 15 takeaways this season, Green Bay is tied with Seattle for No. 8 in the NFL (L.A. Rams, 19 / Baltimore, Buffalo, Detroit, Jacksonville, 18 / N.Y. Jets, 17 / Philadelphia 16).
- ▶ The Packers lead the NFL in opponent fumbles recovered this season (nine).
- ▶ CB **Damarious Randall** recorded an interception in three consecutive games (Weeks 5-7), the first Packer to do so since CB Casey Hayward in 2012 (Weeks 5-7). A fumble recovery vs. Detroit marked his fourth consecutive game with a turnover.
- ▶ Randall now has three interceptions on the season, matching his career high set in 2015 and 2016. Randall joins Ace Loomis (1951-53), Bobby Dillon (1952-54), Val Joe Walker (1953-55), Ken Ellis (1970-72) and Tim Lewis (1983-85) as the only Packers (since 1940) with three-plus INTs in each of their first three seasons in the NFL.
- ▶ Randall is **tied for No. 4 in the NFL** with three interceptions.
- ▶ LB **Blake Martinez** has registered 12-plus tackles in five games this season (12 vs. Cincinnati, 13 at Dallas, 14 at Minnesota, 15 vs. New Orleans, 12 vs. Detroit).
- ▶ CB **Davon House** registered the third sack of his career in Week 10 at Chicago while also recording a career-high nine tackles (eight solo).

RACKING UP POINTS

K **Mason Crosby** is moving his way up the record books.

- ▶ Crosby has played in 169 straight games for the Packers, the **third most all-time** behind only QB Brett Favre (255) and T Forrest Gregg (187).
- ▶ Crosby passed Ryan Longwell in Week 2 of the 2015 season to become the franchise career points leader:

Player	Career Points
1. Mason Crosby, 2007-17	1,321
2. Ryan Longwell, 1997-2004	1,054
3. Don Hutson, 1935-45	823

- ▶ Crosby's 1,267 points from 2007-16 were the **second most by an NFL player in his first 10 seasons** (NE Stephen Gostkowski, 1,330 from 2006-15).
- ▶ Crosby (1,458) passed Longwell (1,119) for the most points scored in the regular and postseason combined in franchise history.
- ▶ Crosby recorded 122 points during the 2016 season, giving him the 10th 100-point season of his career and **extending his franchise record**. Crosby's 10 seasons with 100-plus points are the **most in the NFL since 2007**. The only other kickers to have 10 or more consecutive seasons of 100-plus points are Jason Elam (16, 1993-2008) and Adam Vinatieri (13, 1996-2008).



PACKERS VS. RAVENS - WEEK 11

ON THE ROAD AGAIN

Green Bay went 7-1 away from Lambeau Field in 2011, with the seven road wins setting a single-season franchise record.

- ▶ The Packers have been able to stay above the .500 mark on the road during Head Coach **Mike McCarthy's** tenure, a notable achievement in the National Football League.
- ▶ Since 2006, McCarthy's first season as the head coach in Green Bay, only nine of 32 NFL teams have regular-season road records above .500.

Team	W-L Record	Pct.
1. New England	67-25-0	.728
2. Dallas	54-39-0	.581
3. Green Bay	51-41-0	.554
4. Pittsburgh	52-42-0	.553
5. Indianapolis	51-42-0	.548
6. New Orleans	50-43-0	.538
7. Philadelphia	49-42-1	.537
8. N.Y. Giants	48-45-0	.516
9. Denver	47-45-0	.511

331 AND COUNTING

Another packed house at Lambeau Field against the Detroit Lions in Week 9 brought the stadium's consecutive-sellouts streak to 331 regular-season games (not including replacement games).

- ▶ The league's longest-tenured stadium, Lambeau Field is hosting its 61st season of football in 2017. For the victory over Dallas in the Divisional round of the 2014 playoffs, Packers fans set a new Lambeau Field paid-attendance record (79,704).
- ▶ Across American professional sports, only Boston's Fenway Park (1912) and Chicago's Wrigley Field (1914) have longer tenures.

THE LAMBEAU ADVANTAGE

The crown jewel of the National Football League, Lambeau Field has long been known as one of the tougher venues to play in, particularly during the harsh Wisconsin winter.

- ▶ Re-establishing home-field advantage after a 4-4 mark in 2008 was one of the goals of 2009, and with the Packers finishing 6-2 at home, they accomplished that goal. Green Bay followed that up with a 7-1 mark at Lambeau Field in 2010, a perfect 8-0 record in 2011, the first undefeated home mark since 2002, and a 7-1 mark in 2012. The Packers were one of two teams to finish undefeated at home during the 2014 regular season (Denver).
- ▶ Head Coach **Mike McCarthy** stated consistently upon his arrival in Green Bay that one of the team's goals would be to reclaim the mystique of playing at Lambeau Field. Mission accomplished. The team is 68-24-1 (.737) at home in the regular season since 2006, **No. 2 in the NFL**.
- ▶ Since **Ron Wolf** and **Mike Holmgren** began the revitalization of the franchise in 1992, Green Bay owns the best home record in the NFL. A look at the top regular-season home W-L records since the '92 season:

Team	W-L Record	Pct.
1. Green Bay	155-49-1	.759
2. New England	148-57-0	.722
3. Pittsburgh	146-56-1	.721

HOT AT HOME

Since the start of 2009, the Packers have been one of the best teams in the league at home during the regular season:

Team	W-L Record	Pct.
1. New England	60-9-0	.870
2. Green Bay	54-14-1	.790
3t. Baltimore	50-18-0	.735
3t. Seattle	50-18-0	.735
5. Pittsburgh	48-19-0	.716

IN THE FREE-AGENCY ERA

Talk of unrestricted free agency in the early '90s led many to forecast tough times for the small-town Green Bay Packers.

- ▶ However, Green Bay has remained among the most successful teams since the advent of free agency in 1993. The Packers have won 10 or more games 15 times since '93 and captured 10 division crowns.
- ▶ A look at the most successful teams in the free-agency era:

Team	W-L Since '93	Pct.	Playoff Berths
1. New England	267-126-0	.679	18
2. Green Bay	250-142-1	.637	18
3. Pittsburgh	248-144-1	.632	16
4. Denver	236-157-0	.601	13
5. Indianapolis	228-166-0	.579	16

IN THE LEAGUE RANKINGS 2017 REGULAR SEASON












GREEN BAY (Team)			BALTIMORE (Team)		
Category	NFC	NFL	Category	AFC	NFL
Turnover Margin (+6)	3t	6t	Turnover Margin (+4)	5	10
Points Scored (22.7)	9	14	Points Scored (21.1)	7	18
Points Allowed (23.0)	10	18	Points Allowed (19.0)	3	8
Total Offense (313.7)	14	23t	Total Offense (286.6)	14	30
Rushing (105.4)	9	19	Rushing (120.9)	4	10
Passing (208.2)	15	22	Passing (165.7)	16	32
Total Defense (353.6)	13	24	Total Defense (310.6)	4	6
vs. Rush (111.0)	12	17	vs. Rush (125.9)	14	28
vs. Pass (242.6)	10	20	vs. Pass (184.7)	3	3
Third-Down Offense (41.0%)	8	10	Third-Down Offense (34.1%)	12	28
Third-Down Defense (42.5%)	10	25	Third-Down Defense (33.6%)	4	6
Red-Zone Offense (69.0%)	2	3	Red-Zone Offense (52.0%)	9	20
Red-Zone Defense (69.6%)	16	30	Red-Zone Defense (45.8%)	4	6
GREEN BAY (Individual)			BALTIMORE (Individual)		
Category	NFC	NFL	Category	AFC	NFL
Passing: Hundley (69.0)	20	38	Passing: Flacco (72.7)	15	34
Rushing: A.Jones (370)	14	29	Rushing: Collins (521)	8	13
Receptions: D.Adams (42)	10t	20t	Receptions: J.Allen (39)	15t	32t
Rec. Yds.: D.Adams (494)	17t	31t	Rec. Yds.: Maclin (310)	34	79
INTs: Randall (3)	2t	4t	INTs: Carr/Wedde (3)	3t	4t
Sacks: Perry (7.0)	6t	11t	Sacks: Suggs (5.5)	10t	23t



2017 SCHEDULE NOTES

2017 OPPONENTS

	Record	NFL Rank (2017)	
		Offense	Defense
 Seattle Seahawks.....(6-3)		7	12
 at Atlanta Falcons(5-4)		8	7
 Cincinnati Bengals(3-6)		32	13
 Chicago Bears(3-6)		29	9
 at Dallas Cowboys(5-4)		11	15
 Minnesota Vikings(7-2)		9	5
 New Orleans Saints(7-2)		2	8
 Detroit Lions.....(5-4)		15	22
 Baltimore Ravens(4-5)		30	6
 at Pittsburgh Steelers..(7-2)		10	2
 Tampa Bay Buccaneers..(3-6)		14	27
 at Cleveland Browns...(0-9)	23t		11
 at Carolina Panthers ...(7-3)		16	1

A LOOK AT THE SCHEDULE

The Green Bay Packers' 97th NFL regular-season schedule – highlighted by five prime-time contests (subject to flexible scheduling) – was released April 20 by the National Football League.

- ▶ It will be the first regular season that has the Packers playing home games on a Saturday, Thursday and Monday.
- ▶ Green Bay's schedule includes six games against 2016 playoff teams. Two of those contests (Detroit, Seattle) are at Lambeau Field, while four (Atlanta, Dallas, Detroit, Pittsburgh) will come on the road. The Packers will play two teams (Atlanta, Dallas) that it played during the 2016 regular and postseason.
- ▶ For the first time since 2012, the Packers opened the season at home, and will play three of their first four games at Lambeau Field.
- ▶ In Week 1, Green Bay hosted the Seattle Seahawks, marking the third consecutive regular season that the Packers have played the Seahawks at home. Green Bay improved to 11-3 against the Seahawks at home during the regular and postseason, including eight straight wins.
- ▶ For the second straight season, the Packers played a prime-time game on the road in Week 2, traveling to Atlanta for an NFC Championship rematch with the Falcons.
- ▶ Week 3 saw the Cincinnati Bengals play in Green Bay for just the sixth time, and Week 4 had the Packers hosting the Chicago Bears on a Thursday night for the third consecutive season (12th straight year in primetime). The division rivals squared off in a prime-time contest for the 12th straight season.
- ▶ Green Bay begins October with back-to-back road games. The Packers first traveled to play the Dallas Cowboys, marking the fourth matchup between the two clubs since 2015 (including postseason), and then faced the Vikings in Minnesota in Week 6.
- ▶ In Week 7, the New Orleans Saints visited Lambeau, it was their latest trip by date to Wisconsin since playing the Packers in Milwaukee on Nov. 17, 1985.
- ▶ The Packers had a Week 8 bye, the latest bye week for Green Bay since 2014 (Week 9).
- ▶ Green Bay hosted the Detroit Lions on *Monday Night Football* in Week 9, marking the third time the two teams have met on *MMF* and the first since 1972. Green Bay swept the regular-season series with the Lions last season for the first time since 2012 and for the seventh time under McCarthy.
- ▶ In Week 10, Green Bay faced the Bears in Chicago, recording a win in the regular season for the seventh consecutive year.
- ▶ After welcoming the Baltimore Ravens to Lambeau Field in Week 11 for just the fourth time, the Packers will travel to Pittsburgh to play the Steelers in a Sunday night matchup in Week 12.
- ▶ After stopping back in Green Bay in Week 13 to play Tampa Bay, the Buccaneers' first December trip to Lambeau since 2000, the Packers will begin a stretch of three road games in four weeks with a trip to Cleveland in Week 14. It is the first time since 2009 that Green Bay will finish the regular season with three of the final four games taking place on the road.
- ▶ The Packers will finish their slate against the NFC South when they play at the Carolina Panthers in Week 15.
- ▶ For the second consecutive season, Green Bay will host the Vikings on a Saturday in Week 16. The Packers have won their last five regular-season games played on Saturdays.
- ▶ Green Bay will close out the regular season at Detroit for the second consecutive year, marking the first time it has finished the regular season on the road against the same team in back-to-back seasons since 1991-92 (Minnesota).



PACKERS VS. RAVENS - WEEK 11

BREAKING DOWN THE ROSTER

The Packers currently have an 52-man roster that is composed of 24 offensive players, 25 defensive players and three specialists.

- ▶ Of the 52 players on Green Bay's roster, 33 of them (63.5 percent) were draft picks of the Packers. Dating back to 2007, Green Bay has at least one member of each draft class still on the roster.
- ▶ Green Bay has 14 players on the roster that began their careers as undrafted free agents, with 11 of those originally signed by Green Bay.
- ▶ Over a third (36.5 percent) of the players (19 of 52) on Green Bay's roster entered the league as a sixth-round or seventh-round pick or as an undrafted player.
- ▶ The Packers have three players on the roster that played in the NFL prior to the 2009 season. All three players were draft picks of the Packers (K **Mason Crosby**, WR **Jordy Nelson** and LB **Clay Matthews**) and two have made at least one Pro Bowl.
- ▶ Of the 52 players on the roster, 44 began their pro careers with the Packers (84.6 percent).
- ▶ Only 18 of the 52 players on the roster (34.6 percent) were selected in the first three rounds of the draft, with 16 being drafted by the Packers.

GREEN BAY'S ROSTER ...

BY AGE (as of Nov. 19)

21-24	26 players
25-28	20 players
29-32	3 players
33-plus	3 players

BY EXPERIENCE

R-1	16 players
2-3	15 players
4-5	9 players
6-9	8 players
10-plus	4 players

BY DRAFT ROUND

1st	6 players
2nd/3rd	12 players
4th/5th	15 players
6th/7th	5 players
Undrafted	14 players

2017 HONOR ROLL

RB Aaron Jones

Pepsi NFL Rookie of the Week (Week 5, at Dallas), voted by fans
 Pepsi NFL Rookie of the Week (Week 7, vs. New Orleans), voted by fans
 FedEx Ground Player of the Week (Week 7, vs. New Orleans), voted by fans

QB Aaron Rodgers

NFC Offensive Player of the Week – Week 5 (at Dallas)
 -Ranks first in franchise history with 16 Player of the Week Awards, passing Brett Favre (12).
 -Leads the league with the most Player of the Week Awards since 2010 (16).
 -Named Player of the Week at least once for the eighth consecutive season.
 Castrol Edge Clutch Performer of the Week (Week 5, at Dallas), voted by fans

PACKERS IN WEEKLY 2017 TEAM RANKINGS

After	Week ...	Opp.	NFL Offense			NFL Defense		
			Total	Rush	Pass	Total	Rush	Pass
	1	SEA	8	15	6	5t	17	4
	2	@ATL	7	27	4	8	20t	9
	3	CIN	10	29t	2	8	21	7
	4	CHI	16	28	10	6	19	5
	5	@DAL	16	22	11	11	22	6
	6	@MIN	22	26	15	14	24	11
	7	NO	23	20	23	22	27	16
	8	Bye	22	18	24	23	26	16
	9	DET	23	21t	21	25	23	20
	10	@CHI	23t	19	22	24	17	20
	Packers in 2016		8	20	7	22	8	31
	Packers in 2015		23	12	25t	15	21	6
	Packers in 2014		6	11	8	15	23	10
	Packers in 2013		3	7	6	25	25	24
	Packers in 2012		13	20	9	11	17	11
	Packers in 2011		3	27	3	32	14	32
	Packers in 2010		9	24	5	5	18	5
	Packers in 2009		6	14	7	2	1	5
	Packers in 2008		8	17	8	20	26	12
	Packers in 2007		2	21	2	11	14	12
	Packers in 2006		9	23	8	12	13	17
	Packers in 2005		18	30	7	7	23	1
	Packers in 2004		3	10	3	25	14	25
	Packers in 2003		4	3	16	17	10	23
	Packers in 2002		12	12	10	12	21	3
	Packers in 2001		6	21	3	12	16	15
	Packers in 2000		15	23	8	15	8	19
	Packers in 1999		9	21	7	19	22	18
	Packers in 1998		5	25	3	4	4	10
	Packers in 1997		4	12	3	7	20	8
	Packers in 1996		5	11	5	1	4	1
	Packers in 1995		7	26	3	14	7	21
	Packers in 1994		9	19	9	6	3	15
	Packers in 1993		19	22	18	2	8	7
	Packers in 1992		15	21	9	23	16	23



PACKERS STARTERS – OFFENSE

WR Jordy Nelson, 10th Year, Kansas State, D2a-08

- ▶ Became the fourth player in franchise history to reach 500 receptions.
- ▶ Has 69 career receiving TDs, No. 2 in Packers history behind Don Hutson (99).
- ▶ Became the first player in franchise history to record 13-plus receiving touchdowns in three different seasons (2011, 2014, 2016). His three seasons of 13-plus TD receptions tie Pro Football Hall of Famers Lance Alworth, Cris Carter and Marvin Harrison for the fourth most in NFL history.
- ▶ Missed all of the 2015 season due to a knee injury.
- ▶ Finished the 2014 regular season ranked fourth in the NFL in receiving yards (1,519), seventh in receptions (98) and tied for second in receiving touchdowns (13). Earned first selection to the Pro Bowl.
- ▶ Led the team in 2013 with 85 catches for 1,314 yards and eight TDs. Ranked No. 10 in the NFL that season in receiving yards.
- ▶ With 15 TD catches in 2011, became only the third player in franchise history to catch 15 or more TDs in a season, joining WRs Sterling Sharpe (18 in 1994) and Don Hutson (17 in 1942).

LT David Bakhtiari, 5th Year, Colorado, D4a-13

- ▶ Named to first career Pro Bowl in 2016.
- ▶ Has started all but six games at LT since the start of the 2013 regular season. Missed Weeks 2-5 this season and the final two games of the 2015 regular season due to injury.
- ▶ Started all 16 games at left tackle in 2013, the only rookie in the NFL to do so in 2013 and the first Packer rookie to do so since the league went to a 16-game schedule in 1978.
- ▶ Became just the fourth Green Bay rookie to start at LT in the season opener since the 1970 AFL-NFL merger and the first since 1985.

LG Lane Taylor, 5th Year, Oklahoma State, FA-13

- ▶ Has played in 55 regular-season games for Green Bay with all but two of his 26 starts (LT in Week 4-5 this season) taking place at LG.
- ▶ Made the first starts of his career in 2015, opening at RG at Detroit in Week 13 in place of an injured T.J. Lang and at LG in Week 17 vs. Minnesota with Josh Sitton sliding to LT in place of an injured David Bakhtiari.
- ▶ A four-year letterman at OSU, starting 47 of 50 games played at right guard. Unanimous first-team All-Big 12 selection by the conference's coaches as a senior.

C Corey Linsley, 4th Year, Ohio State, D5a-14

- ▶ Has started every game at C since Week 9 of 2016. Was on reserve/physically unable to perform for the entire preseason and the first seven regular-season games last season.
- ▶ Started 29 games and four postseason contests in his first two seasons.
- ▶ First rookie center to start for Green Bay in Week 1 since the merger.
- ▶ Was the first rookie center to start every game for the Packers since the league went to a 16-game schedule in 1978.
- ▶ Named to PFWA's All-Rookie team, the first Green Bay center to be honored since its inception in 1974.

RG Jahri Evans, 12th Year, Bloomsburg, UFA (NO)-17

- ▶ Selected to six Pro Bowls (2009-14) and has been named first-team All-Pro by *The Associated Press* four times (2009-12).
- ▶ Has started all 178 games he has played in since entering the league in 2006, the most games played by an active NFL offensive lineman over that span.
- ▶ Started all 16 games in nine of his 11 seasons in New Orleans (2006-16), missing just seven contests due to injury.
- ▶ Helped the Saints finish in the top six in the NFL in total offense in all 11 of his seasons in New Orleans (2006-16), including six No. 1 rankings (2006, 2008-09, 2011, 2014, 2016).
- ▶ Entered the NFL with New Orleans in 2006 as a fourth-round pick (No. 108 overall) out of Bloomsburg (Pa.) University, where he was a finalist for the Gene Upshaw Player of the Year Award in both of his final two seasons.

RT Justin McCray, 1st Year, Central Florida, FA-17

- ▶ Has seen action in all nine games with five starts (three at RT, two at LG).
- ▶ Signed by Green Bay as a free agent this past offseason.
- ▶ Played for the Orlando Predators of the Arena Football League in 2016.
- ▶ Spent the 2015 season out of football.
- ▶ Entered the league as an undrafted free agent with the Tennessee Titans in 2014 and spent that season on Tennessee's practice squad.
- ▶ Appeared in 45 games with 32 starts in four seasons at Central Florida (2010-13), with 23 of the starts coming at RG.
- ▶ Twin brother, Jordan, spent time on the Packers' practice squad in 2014.

TE Lance Kendricks, 7th Year, Wisconsin, FA-17

- ▶ Has started three of nine games played this season.
- ▶ Scored on a 1-yard reception in the first quarter of the Week 3 win over Cincinnati, his first TD catch as a Packer. He also recorded a 51-yard reception against the Bengals, the second-longest catch of his career (80 yards at Tampa Bay, Dec. 23, 2012).
- ▶ In 2016, set career highs in starts (16) and receptions (50).
- ▶ Originally drafted by the Rams in the second round, and in six seasons posted 17 touchdown receptions, the second most by a tight end in franchise history behind only Damone Johnson (18, 1986-92).
- ▶ Played at the University of Wisconsin, starting 20 games and registering 78 receptions for 1,160 yards (14.9 avg.) and eight touchdowns.
- ▶ A native of Milwaukee, Wis., he attended Rufus King High School in Milwaukee and earned all-state honors as a senior in 2005.

WR Randall Cobb, 6th Year, Kentucky, D2-11

- ▶ Despite missing a game, ranks No. 2 on the team with 36 receptions this season.
- ▶ Led the team with a 13.5-yard punt-return average in 2016.
- ▶ Posted the 12th 100-yard receiving game of his career in Week 4 (108 on nine receptions) and tied his single-game high for receptions (11 for 95 yards and a TD) in Week 7 last season.
- ▶ Led the team in receptions (79), was No. 2 in receiving yards (829) and was No. 3 in touchdown receptions (six) in 2015.
- ▶ Set a new single-season career high with five 100-yard receiving games during the 2014 season (three-2012). Earned first trip to the Pro Bowl.
- ▶ His career-best 91 receptions in 2014 are the eighth most in team history.
- ▶ Finished the regular season tied for fourth in the NFL with 12 touchdown receptions in 2014.
- ▶ Set a franchise single-season record with a league-high 2,342 combined net yards in 2012, topping the previous team mark of 2,250 yards by RB Ahman Green in 2003.

QB Brett Hundley, 3rd Year, UCLA, D5-15

- ▶ Made first career start in Week 7 vs. New Orleans.
- ▶ Finished No. 7 in the NFL this past preseason with a passer rating of 88.8 after completing 48 of 76 passes for 482 yards (No. 6 in the NFL) with three touchdowns and an interception.
- ▶ Served as the No. 3 quarterback in 2015 and the No. 2 quarterback in 2016.
- ▶ Ranked No. 2 in the NFL with 630 passing yards in the 2015 preseason, completing 45 of 65 passes (69.2 percent) for seven TDs with one INT for a passer rating of 129.6 (No. 3 in the NFL).
- ▶ Finished career at UCLA ranked No. 1 in school history in passing TDs (75), total offense (11,713 yards) and completions (837) despite playing just three seasons for the Bruins.
- ▶ Ranked No. 2 in school annals in passing yards (9,966), 300-yard passing games (10), rushing yards by a QB (1,747) and rushing TDs by a QB (30).

RB Ty Montgomery, 2nd Year, Stanford, D3-15

- ▶ After being converted from wide receiver to running back during the 2016 season, has started 11 games at RB, including five games this season. Missed Week 5 due to injury.
- ▶ In Week 15 at Chicago (2016), rushed for 162 yards on 16 carries and two touchdowns. His 162 yards were the most by a Packers player in a single game since Dec. 11, 2005 (Samkon Gado, 171 yards on 29 carries, 5.9 avg.). Dating back to 1960, his 10.13 yards-per-carry average was the third highest (min. 15 carries) by a Green Bay player.
- ▶ Played in six games with three starts as a rookie in 2015 before an ankle injury sustained in Week 6 sidelined him for the remainder of the season.
- ▶ Posted 5,190 all-purpose yards at Stanford (334 rushing, 2,125 receiving, 238 PR, 2,493 KOR), the fourth most in school history at the time.

FB Aaron Ripkowski, 2nd Year, Oklahoma, D6a-15

- ▶ Has played in 40 career games with eight starts.
- ▶ Scored his first career rushing touchdown in Week 12 (2016) and followed it up with one in Week 13.
- ▶ Led the team and set career highs in Week 17 (2016) at Detroit with 61 rushing yards on nine carries (6.8 avg.)
- ▶ Played in 15 games as a rookie, seeing action primarily on special teams. Was tied for No. 4 on the team with nine special teams tackles.
- ▶ Began collegiate career as a walk-on and went on to play in 47 games with 17 starts.



PACKERS STARTERS – DEFENSE

DE Dean Lowry, 2nd Year, Northwestern, D4b-16

- ▶ Made first career start in the season-opening win over Seattle. Has started seven of nine games this season.
- ▶ Saw action in 15 games as a rookie (2016) and registered 14 tackles (eight solo), two sacks, three tackles for a loss, nine QB pressures and three QB hits. Also appeared in all three postseason contests and posted two tackles (one solo) and a QB pressure.
- ▶ Posted sacks in back-to-back games in 2016, recording one in Week 13 vs. Houston and one in Week 14 vs. Seattle.
- ▶ Played in 48 games with 33 starts for Northwestern and registered 134 tackles (83 solo), 31½ tackles for a loss, 12½ sacks, three interceptions (one returned for a TD), 21 passes defended, three fumble recoveries and three forced fumbles.
- ▶ Earned second-team All-Big Ten honors as a senior in 2015 after posting 46 tackles (27 solo), 13½ tackles for a loss (second on the team), three sacks, an interception, a fumble recovery and seven passes defended.

NT Kenny Clark, 2nd Year, UCLA, D1-16

- ▶ Second on the team with 46 tackles this season.
- ▶ Finished the 2016 regular season ranked No. 3 on the GB defensive line in tackles (33).
- ▶ Became the youngest player to appear in a season opener for the Packers since Arnie Herber (20 years old) in 1930.
- ▶ Earned third-team All-America honors from *The Associated Press* and first-team All-Pacific-12 recognition from the coaches and media as a junior in 2015.

DT Mike Daniels, 6th Year, Iowa, D4a-12

- ▶ Leads Packers defensive linemen with 22.5 sacks since the start of the 2013 regular season.
- ▶ Led the defensive line in both tackles and sacks in 2014 and 2015.
- ▶ Returned a fumble 43 yards for a TD vs. Detroit in Week 14 of 2012, the longest fumble return for a TD by a rookie in franchise history.
- ▶ Starred as an interior pass rusher at Iowa, posting a team-high 24.5 tackles for a loss and 13 sacks from 2010-11.

LOLB Clay Matthews, 9th Year, Southern California, D1b-09

- ▶ With 75.0 career sacks, passed Kabeer Gbaja-Biamila (74.5) for the most sacks in Packers history.
- ▶ Despite injuries forcing him to miss four games and limiting him in six others, finished No. 3 on the team with five sacks in 2016.
- ▶ For the first time in his career, recorded at least one sack in each of the first three regular-season games he played in (2016).
- ▶ Selected to his sixth Pro Bowl and first as an inside linebacker in 2015 after recording 6.5 sacks (second on the team), 15 QB hits (No. 1 on the team) and a career-high 85 tackles (No. 2 on the team).
- ▶ With a team-high 11.0 sacks in 2014, is tied for the most 10-plus sack seasons in franchise history (four).
- ▶ Is the only player in franchise history to score a defensive TD (interception or fumble return) in each of his first three seasons in the NFL (2009-11).

ILB Jake Ryan, 3rd Year, Michigan, D4-15

- ▶ Ranks No. 5 on the team with 39 tackles this season.
- ▶ Finished No. 2 on the team with 84 tackles during the 2016 regular season.
- ▶ Started the final five games of the regular season and both playoff contests in 2015.
- ▶ Recorded a team-best nine tackles (eight solo) and one fumble recovery in Week 13 (2015) at Detroit in his first pro start.
- ▶ Served as a team captain for his final two seasons at Michigan and was a three-time winner (2012-14) of the Roger Zatkoff Award, given to the Wolverines top linebacker. He was the only player to win the award (est. 1991) three times.
- ▶ Started 41 of 46 games played in college, appearing at inside linebacker as a senior after spending his first three seasons at outside linebacker and defensive end.

ILB Blake Martinez, 2nd Year, Stanford, D4a-16

- ▶ Ranks No. 1 on the Packers with 87 total tackles this season.
- ▶ Has registered 12-plus tackles in five games this season (12 vs. Cincinnati, 13 at Dallas, 14 at Minnesota, 15 vs. New Orleans, 12 vs. Detroit).
- ▶ Started nine of 13 games he played in 2016 during the regular season, missing Weeks 12-14 due to injury. Became the first rookie to start on defense for Green Bay in Week 1 since LB Nick Perry in 2012.
- ▶ Finished collegiate career with 257 tackles (137 solo), 13.5 tackles for a loss, 6.5 sacks, five interceptions and five forced fumbles in 51 games played.

- ▶ Started all 27 games played in his final two seasons, leading the team in tackles as a junior (102) and senior (141).
- ▶ Led the Pacific-12 and ranked No. 7 nationally with 141 tackles (75 solo) as a senior, averaging a conference-best 10.1 tackles per game.

ROLB Nick Perry, 6th Year, Southern California, D1-12

- ▶ Leads the team with 7.0 sacks this season. Registered a career-high three sacks against the Chicago Bears in Week 10. It was the first time a Packers player had three-plus sacks in a game since LB A.J. Hawk (three) on Oct. 13, 2013, at Baltimore.
- ▶ Led the team with a career-high 11.0 sacks in 2016.
- ▶ Registered multiple sacks in each of his first five seasons in the NFL and has posted a two-sack game in each of the last four seasons (2013-16).
- ▶ Has totaled seven sacks in eight playoff games, including 3.5 in the 2015 postseason, which tied Clay Matthews (2010) for the franchise record in a single postseason.
- ▶ His seven postseason sacks rank No. 3 in franchise history (since 1982) behind Matthews (11) and Reggie White (eight).

LCB Davon House, 7th Year, New Mexico State, FA-17

- ▶ Registered the third sack of his career in Week 10 at Chicago. Also recorded a career-high nine tackles (eight solo) for the second straight week (Week 9 vs. Detroit).
- ▶ Rejoined the Packers after spending the 2015-16 seasons with the Jacksonville Jaguars, starting 19 of 32 games played.
- ▶ In 2015, his first season in Jacksonville, set career highs in starts (15), tackles (60), solo tackles (49), passes defended (23, franchise single-season record) and interceptions (four).
- ▶ Despite missing three regular-season games with a shoulder injury in 2014, his 11 passes defended tied for No. 4 on the Packers.
- ▶ After seeing action in two games as a rookie (2011), appeared in 25 games for Green Bay between 2012-13, starting five games in each season.
- ▶ Was the first player to be drafted by the Packers out of New Mexico State in franchise history, and was the first Aggie drafted since S Siddeeq Shabazz (Oakland, seventh round) in 2003.

RCB Damarious Randall, 3rd Year, Arizona State, D1-15

- ▶ Leads the team and is tied for No. 4 in the NFL with three interceptions this season.
- ▶ Tied for No. 4 in the NFL with two interceptions returned for touchdowns since 2015.
- ▶ Was second on the team with three interceptions in 2016 despite missing six games due to injury.
- ▶ Played in 15 games with nine starts (six at LCB, two at RCB, one in the slot) in 2015 and tied for the team lead and No. 2 among NFL rookies with three interceptions, including one he returned for a TD. Finished with a team-best 16 passes defended.
- ▶ Named the NFL's Defensive Rookie of the Month for November 2015, joining CB Casey Hayward (October 2012) as the only Green Bay defensive backs to win the award.
- ▶ Earned first-team All-Pacific-12 honors at safety as a senior in 2014 after he led the Sun Devils in tackles (106) and passes defended (12) and tied for the team lead with three interceptions.

SS Morgan Burnett, 8th Year, Georgia Tech, D3-10

- ▶ Tied for No. 1 among NFL safeties with a career-best three sacks last season. Finished No. 1 on the team in tackles (92).
- ▶ Missed five games due to injury in 2015, but finished No. 4 on the team with 54 solo tackles.
- ▶ Totaled a team-high 125 tackles in 2014, the second most of his career (137 in 2012). Ranked No. 2 on the team with 106 tackles (77 solo) in 2013, despite missing the first three games due to injury. Recovered three fumbles, including one for a TD, and added nine passes defended.
- ▶ Participated in all 1,088 plays for Green Bay's defense in 2012, one of only four non-OL in the NFL to appear in 100 percent of his team's snaps.

FS Ha Ha Clinton-Dix, 4th Year, Alabama, D1-14

- ▶ Ranks No. 3 on the team with 45 tackles this season.
- ▶ Named to his first career Pro Bowl in 2016. His career-best five interceptions tied for No. 5 in the NFL last season and tied for No. 1 among safeties. It was the most interceptions by a Packers safety in a single season since Charles Woodson (seven) and Charlie Peprah (five) in 2011.
- ▶ In 2016, posted a career-high two interceptions in both Week 9 and Week 14, becoming the first Packer to have two two-INT games in a season since Woodson in 2011.
- ▶ Led the team in tackles in 2015 with 117 (97 solo) and was tied for fourth on the team in interceptions (two).
- ▶ According to STATS, his three sacks during the 2015 regular season tied for the fifth most in a single regular season by a Packers safety (since 1982) and the most since Mark Roman recorded 3.5 in 2004.
- ▶ Started every game in 2015 after starting 10 of 16 games as a rookie when he finished second on the team in tackles (95).



2017 REGULAR-SEASON STATISTICS

	Packers	Opponents
TOTAL FIRST DOWNS	183	185
Rushing	53	52
Passing	109	119
Penalty	21	14
3rd Down: Made/Att.	48/117	48/113
3rd Down Pct.	41.0	42.5
4th Down: Made/Att.	8/11	6/8
4th Down Pct.	72.7	75.0
POSSESSION AVG.	28:48	31:12
TOTAL NET YARDS	2823	3182
Avg. Per Game	313.7	353.6
Total Plays	556	571
Avg. Per Play	5.1	5.6
NET YARDS RUSHING	949	999
Avg. Per Game	105.4	111.0
Total Rushes	211	258
NET YARDS PASSING	1874	2183
Avg. Per Game	208.2	242.6
Sacked/Yards Lost	30/212	18/136
Gross Yards	2086	2319
Att./Completions	315/203	295/198
Completion Pct.	64.4	67.1
HAD INTERCEPTED	7	6
PUNTS/AVERAGE	39/45.1	31/45.0
Net Punting Avg.	39/43.5	31/41.0
PENALTIES/YARDS	58/467	60/526
FUMBLES/BALL LOST	7/2	13/9
TOUCHDOWNS	25	22
Rushing	9	8
Passing	15	12
Returns	1	2

SCORE BY PERIODS

	Q1	Q2	Q3	Q4	OT	PTS
PACKERS	44	40	37	80	3	204
OPPONENTS	31	86	28	62	0	207

SCORING

	TD	-Ru	-Pa	-Rt	K-PAT	FG	S	PTS
Mason Crosby	0	0	0	0	21/23	11/14	0	54
Davante Adams	6	0	6	0			0	36
Jordy Nelson	6	0	6	0			0	36
Ty Montgomery	4	3	1	0			0	24
Aaron Jones	3	3	0	0			0	18
Brett Hundley	2	2	0	0			0	12
Randall Cobb	1	0	1	0			0	6
Lance Kendricks	1	0	1	0			0	6
Damarious Randall	1	0	0	1			0	6
Jamaal Williams	1	1	0	0			0	6
PACKERS	25	9	15	1	21/23	11/14	0	204
OPPONENTS	22	8	12	2	21/22	18/21	0	207

2-Pt Conversions: Packers 0-2, Opponents 0-0

SACKS: Nick Perry 7.0, Mike Daniels 2.5, Clay Matthews 2.5, Josh Jones 2, Ahmad Brooks 1, Davon House 1, Blake Martinez 1, Dean Lowry 0.5, Joe Thomas 0.5, PACKERS 18, OPPONENTS 30

RUSHING

	No	Yds	Avg	Long	TD
Aaron Jones	70	370	5.3	46t	3
Ty Montgomery	71	273	3.8	37t	3
Jamaal Williams	31	101	3.3	7	1
Brett Hundley	10	85	8.5	22	2
Aaron Rodgers	18	83	4.6	18	0
Randall Cobb	6	19	3.2	10	0
Trevor Davis	1	9	9.0	9	0
Aaron Ripkowski	4	9	2.3	4	0
PACKERS	211	949	4.5	46t	9
OPPONENTS	258	999	3.9	35	8

RECEIVING

	No	Yds	Avg	Long	TD
Davante Adams	42	494	11.8	42	6
Randall Cobb	36	371	10.3	46	1
Jordy Nelson	33	358	10.8	58	6
Martellus Bennett	24	233	9.7	33	0
Ty Montgomery	23	173	7.5	23	1
Geronimo Allison	11	167	15.2	72	0
Lance Kendricks	9	135	15.0	51	1
Aaron Jones	8	16	2.0	9	0
Richard Rodgers	5	51	10.2	16	0
Jamaal Williams	5	45	9.0	18	0
Aaron Ripkowski	5	29	5.8	12	0
Trevor Davis	2	14	7.0	9	0
PACKERS	203	2086	10.3	72	15
OPPONENTS	198	2319	11.7	63	12

INTERCEPTIONS

	No	Yds	Avg	Long	TD
Damarious Randall	3	35	11.7	21t	1
Kentrell Brice	1	11	11.0	11	0
Ha Ha Clinton-Dix	1	3	3.0	3	0
Davon House	1	0	0.0	0	0
PACKERS	6	49	8.2	21t	1
OPPONENTS	7	123	17.6	75t	1

PUNTING

	No	Yds	Avg	Net	TB	In 20	LG	Blk
Justin Vogel	39	1758	45.1	43.5	0	13	62	0
PACKERS	39	1758	45.1	43.5	0	13	62	0
OPPONENTS	31	1395	45.0	41.0	0	17	59	0

PUNT RETURNS

	Ret	FC	Yds	Avg	Long	TD
Trevor Davis	13	10	125	9.6	33	0
PACKERS	13	10	125	9.6	33	0
OPPONENTS	15	14	63	4.2	20	0

KICKOFF RETURNS

	No	Yds	Avg	Long	TD
Trevor Davis	13	298	22.9	34	0
Jeff Janis	2	28	14.0	17	0
PACKERS	15	326	21.7	34	0
OPPONENTS	19	435	22.9	43	0

FIELD GOALS

	1-19	20-29	30-39	40-49	50+
Mason Crosby	0/0	6/6	1/3	3/3	1/2
PACKERS	0/0	6/6	1/3	3/3	1/2
OPPONENTS	1/1	2/2	4/4	8/10	3/4

Crosby: (40G) (28G) (28G, 27G) () (22G) (26G) (59N, 46G) (38B, 35G) (40G, 24G, 50G, 35N)
Opponents: (33G, 21G, 41G) (51G, 53G) (48N, 46G) (47N) (43G) (36G, 34G, 53G) (28G, 44G) (55N, 44G, 19G, 31G) (45G, 44G, 49G)

PASSING

	Att	Cmp	Yds	Cmp%	Yds/Att	TD	TD%	Int	Int%	Long	Sack/Lost	Rating
Aaron Rodgers	193	128	1385	66.3	7.18	13	6.7	3	1.6	72	19/142	103.2
Brett Hundley	122	75	701	61.5	5.75	2	1.6	4	3.3	46	11/70	69.1
PACKERS	315	203	2086	64.4	6.62	15	4.8	7	2.2	72	30/212	90.0
OPPONENTS	295	198	2319	67.1	7.86	12	4.1	6	2.0	63	18/136	95.9



2017 REGULAR-SEASON DEFENSIVE STATISTICS

Official totals – based on coaches' film review, through Week 10 at Chicago

Player	Total			Sacks/ Yards	Int/ Yards	Fum Rec	For Fum	Pass Def
	Tackles	Solo	Asst					
Blake Martinez	87	64	23	1.0/8.0	0/0	1	1	5
Kenny Clark	46	19	27	0.0/0.0	0/0	0	1	1
Ha Ha Clinton-Dix	45	39	6	0.0/0.0	1/3	0	0	5
Josh Jones	40	38	2	2.0/14.0	0/0	0	0	1
Jake Ryan	39	27	12	0.0/0.0	0/0	1	1	1
Damarious Randall	37	32	5	0.0/0.0	3/35	1	0	6
Davon House	35	30	5	1.0/8.0	1/0	0	0	4
Clay Matthews	35	25	10	2.5/28.5	0/0	1	1	2
Mike Daniels	34	22	12	2.5/18.0	0/0	0	1	0
Morgan Burnett	33	28	5	0.0/0.0	0/0	0	0	5
Nick Perry	33	23	10	7.0/43.0	0/0	1	1	1
Kevin King	27	19	8	0.0/0.0	0/0	0	0	7
Kentrell Brice	24	21	3	0.0/0.0	1/11	0	0	4
Josh Hawkins	19	16	3	0.0/0.0	0/0	0	1	4
Quinten Rollins	18	13	5	0.0/0.0	0/0	1	0	2
Quinton Dial	18	10	8	0.0/0.0	0/0	0	0	1
Dean Lowry	14	7	7	0.5/4.0	0/0	0	0	1
Kyler Fackrell	12	7	5	0.0/0.0	0/0	1	0	0
Marwin Evans	11	10	1	0.0/0.0	0/0	0	1	1
Lenzy Pipkins	8	4	4	0.0/0.0	0/0	0	0	0
Chris Odom	8	3	5	0.0/0.0	0/0	0	0	0
Ahmad Brooks	5	4	1	1.0/7.0	0/0	0	0	1
Vince Biegel	4	1	3	0.0/0.0	0/0	0	0	0
Ricky Jean Francois	3	1	2	0.0/0.0	0/0	0	0	0
Joe Thomas	2	2	0	0.5/5.5	0/0	0	0	1
Montravius Adams	2	0	2	0.0/0.0	0/0	0	0	0
Jermaine Whitehead	1	1	0	0.0/0.0	0/0	0	0	0
Totals	640	466	174	18.0/136.0	6/49	7	8	53

SPECIAL TEAMS

Player	TT	FR	FF
Marwin Evans	9	0	0
Jeff Janis	4	0	0
Vince Biegel	3	0	0
Lance Kendricks	3	0	0
Aaron Ripkowski	3	0	0
Quinten Rollins	3	1	0
Kentrell Brice	2	0	0
Trevor Davis	2	0	0
Kyler Fackrell	2	0	0
Josh Jones	2	0	0
Jamaal Williams	2	0	0
Derek Hart	1	0	0
Aaron Jones	1	0	0
Kevin King	1	0	0
Blake Martinez	1	0	0
Lenzy Pipkins	1	0	0
Jake Ryan	1	0	0
Joe Thomas	1	0	0
Justin Vogel	1	0	0
Jermaine Whitehead	1	0	0
Totals	44	1	0

BLOCKED KICKS

Player	PAT	FG	P
Kenny Clark	1	0	0
Totals	1	0	0

DEFENSIVE SCORING

Player	TD	Int		Fum	Safeties
		Ret	Ret		
Damarious Randall	1	1	0	0	0
Totals	1	1	0	0	0

Defensive touchdowns (1):

Randall — 21-yard INT return at Dallas (10/8)

MISCELLANEOUS

Player	Tackles
Geronimo Allison	2
Randall Cobb	1
Jordy Nelson	1
Totals	4

Player	FR
Jahri Evans	1
Brett Hundley	1
Justin McCray	1
Aaron Rodgers	1
Totals	4



No	ALPHABETICAL ROSTER	Pos	Ht	Wt	Birthdate	NFL Exp	College	High School Hometown
17	Adams, Davante	WR	6-1	215	12/24/92	4	Fresno State	Palo Alto, Calif.
90	Adams, Montravius	DT	6-4	304	7/24/95	R	Auburn	Vienna, Ga.
81	Allison, Geronimo	WR	6-3	202	1/18/94	2	Illinois	Riverview, Fla.
69	Bakhtiari, David	T	6-4	310	9/30/91	5	Colorado	San Mateo, Calif.
45	Biegel, Vince	LB	6-3	246	7/2/93	R	Wisconsin	Wisconsin Rapids, Wis.
55	Brooks, Ahmad	LB	6-3	259	3/14/84	11	Virginia	Fairfax, Va.
44	Brown, Donatello	CB	6-0	190	5/15/91	R	Valdosta State	Kennesaw, Ga.
75	Bulaga, Bryan	T	6-5	314	3/21/89	8	Iowa	Woodstock, Ill.
42	Burnett, Morgan	S	6-1	209	1/13/89	8	Georgia Tech	College Park, Ga.
6	Callahan, Joe	QB	6-1	216	6/4/93	2	Wesley	Absecon, N.J.
97	Clark, Kenny	DT	6-3	314	10/4/95	2	UCLA	Rialto, Calif.
21	Clinton-Dix, Ha Ha	S	6-1	208	12/21/92	4	Alabama	Orlando, Fla.
18	Cobb, Randall	WR	5-10	192	8/22/90	7	Kentucky	Alcoa, Tenn.
2	Crosby, Mason	K	6-1	207	9/3/84	11	Colorado	Georgetown, Texas
76	Daniels, Mike	DT	6-0	310	5/5/89	6	Iowa	Blackwood, N.J.
11	Davis, Trevor	WR	6-1	188	7/4/93	2	California	Martinez, Calif.
91	Dial, Quinton	DT	6-5	318	6/21/90	5	Alabama	Pinson, Ala.
73	Evans, Jahri	G	6-4	318	8/22/83	12	Bloomsburg	Philadelphia, Pa.
25	Evans, Marwin	S	5-11	211	4/10/93	2	Utah State	Oak Creek, Wis.
51	Fackrell, Kyler	LB	6-5	245	11/25/91	2	Utah State	Mesa, Ariz.
54	Hart, Derek	LS	6-4	245	12/1/92	R	James Madison	Manheim, Pa.
28	Hawkins, Josh	CB	5-10	189	1/23/93	2	East Carolina	Kernersville, N.C.
31	House, Davon	CB	6-0	195	7/10/89	7	New Mexico State	Palmdale, Calif.
7	Hundley, Brett	QB	6-3	226	6/15/93	3	UCLA	Chandler, Ariz.
83	Janis, Jeff	WR	6-3	219	6/24/91	4	Saginaw Valley State	Tawas City, Mich.
74	John, Ulrick	T	6-6	309	5/20/92	4	Georgia State	Hinesville, Ga.
33	Jones, Aaron	RB	5-9	208	12/2/94	R	Texas-El Paso	El Paso, Texas
27	Jones, Josh	S	6-2	220	9/20/94	R	North Carolina State	Walled Lake, Mich.
84	Kendricks, Lance	TE	6-3	250	1/30/88	7	Wisconsin	Milwaukee, Wis.
20	King, Kevin	CB	6-3	200	5/5/95	R	Washington	Oakland, Calif.
63	Linsley, Corey	C	6-3	301	7/27/91	4	Ohio State	Boardman, Ohio
94	Lowry, Dean	DE	6-6	296	6/9/94	2	Northwestern	Rockford, Ill.
50	Martinez, Blake	LB	6-2	237	1/9/94	2	Stanford	Oro Valley, Ariz.
52	Matthews, Clay	LB	6-3	255	5/14/86	9	Southern California	Agoura Hills, Calif.
32	Mays, Devante	RB	5-10	230	5/26/94	R	Utah State	Livingston, Texas
64	McCray, Justin	G	6-3	317	5/31/92	1	Central Florida	Miami, Fla.
88	Montgomery, Ty	RB	6-0	216	1/22/93	3	Stanford	Dallas, Texas
87	Nelson, Jordy	WR	6-3	217	5/31/85	10	Kansas State	Riley, Kan.
98	Odom, Chris	LB	6-4	262	9/16/94	R	Arkansas State	Arlington, Texas
77	Pankey, Adam	G/T	6-5	313	2/2/94	R	West Virginia	Hamilton, Ohio
62	Patrick, Lucas	G	6-3	313	7/30/93	1	Duke	Brentwood, Tenn.
53	Perry, Nick	LB	6-3	265	4/12/90	6	Southern California	Detroit, Mich.
41	Pipkins, Lenzy	CB	6-0	196	11/7/93	R	Oklahoma State	Mansfield, Texas
23	Randall, Damarious	CB	5-11	196	8/29/92	3	Arizona State	Pensacola, Fla.
22	Ripkowski, Aaron	FB	6-1	246	12/20/92	3	Oklahoma	Dayton, Texas
82	Rodgers, Richard	TE	6-4	257	1/22/92	4	California	Shrewsbury, Mass.
47	Ryan, Jake	LB	6-2	240	2/27/92	3	Michigan	Cleveland, Ohio
65	Taylor, Lane	G	6-3	324	11/22/89	5	Oklahoma State	Arlington, Texas
48	Thomas, Joe	LB	6-1	227	5/6/91	3	South Carolina State	Blackville, S.C.
8	Vogel, Justin	P	6-4	219	10/14/93	R	Miami	Tampa, Fla.
35	Whitehead, Jermaine	S	5-11	195	3/12/93	1	Auburn	Greenwood, Miss.
30	Williams, Jamaal	RB	6-0	213	4/3/95	R	Brigham Young	Fontana, Calif.

PRACTICE SQUAD

79	Amichia, Kofi	G	6-3	304	7/29/94	R	South Florida	Powder Springs, Ga.
89	Clark, Michael	WR	6-6	217	10/26/95	R	Marshall	St. Petersburg, Fla.
9	Evans, Jerod	QB	6-3	232	1/16/94	R	Virginia Tech	Dallas, Texas
93	Gilbert, Reggie	LB	6-3	261	4/1/93	1	Arizona	Laveen, Ariz.
86	Byrd, Emanuel	TE	6-2	240	12/9/94	R	Marshall	Albany, Ga.
40	Kerridge, Joe	FB	6-0	245	9/17/92	2	Michigan	Traverse City, Mich.
71	Lunsford, Izaah	DT	6-3	310	10/21/93	R	Bowling Green State	Cincinnati, Ohio
49	Mathews, Derrick	LB	6-0	232	9/25/92	1	Houston	Houston, Texas
13	McCaffrey, Max	WR	6-0	200	5/17/94	1	Duke	Castle Rock, Colo.
10	Yancey, DeAngelo	WR	6-1	220	11/18/94	R	Purdue	Atlanta, Ga.

RESERVE/INJURED

29	Brice, Kentrell	S	5-11	200	8/11/94	2	Louisiana Tech	Ruston, La.
68	Murphy, Kyle	T	6-6	305	12/11/93	2	Stanford	San Clemente, Calif.
59	Pepper, Taybor	LS	6-4	245	5/28/94	R	Michigan State	Saline, Mich.
12	Rodgers, Aaron	QB	6-2	225	12/2/83	13	California	Chico, Calif.
24	Rollins, Quinten	CB	5-11	195	7/15/92	3	Miami (Ohio)	Wilmington, Ohio
10	Schum, Jacob	P	5-10	211	1/21/89	2	Buffalo	Hamburg, N.Y.
78	Spriggs, Jason	T	6-6	301	5/17/94	2	Indiana	Elkhart, Ind.
57	Talley, David	LB	6-1	236	11/9/94	R	Grand Valley State	Orchard Lake, Mich.
26	Waters, Herb	CB	6-0	188	11/10/92	1	Miami	Homestead, Fla.

RESERVE/PHYSICALLY UNABLE TO PERFORM

39	Goodson, Demetri	CB	5-11	197	6/11/89	4	Baylor	Spring, Texas
----	------------------	----	------	-----	---------	---	--------	---------------



No	NUMERICAL ROSTER	Pos	Ht	Wt	Age	NFL		College	How Acquired	Reg. season
						Exp				GP/GS/DNP/IA
2	Mason Crosby	K	6-1	207	33	11		Colorado	D6c-07	9/0/0/0
6	Joe Callahan	QB	6-1	216	24	2		Wesley	FA-17	0/0/3/0
7	Brett Hundley	QB	6-3	226	24	3		UCLA	D5-15	5/3/4/0
8	Justin Vogel	P	6-4	219	24	R		Miami	FA-17	9/0/0/0
11	Trevor Davis	WR	6-1	188	24	2		California	D5-16	9/0/0/0
17	Davante Adams	WR	6-1	215	24	4		Fresno State	D2-14	9/9/0/0
18	Randall Cobb	WR	5-10	192	27	7		Kentucky	D2-11	8/8/0/1
20	Kevin King	CB	6-3	200	22	R		Washington	D2a-17	8/5/0/1
21	Ha Ha Clinton-Dix	S	6-1	208	24	4		Alabama	D1-14	9/9/0/0
22	Aaron Ripkowski	FB	6-1	246	24	3		Oklahoma	D6a-15	9/0/0/0
23	Damarious Randall	CB	5-11	196	25	3		Arizona State	D1-15	9/7/0/0
25	Marvin Evans	S	5-11	211	24	2		Utah State	FA-16	9/1/0/0
27	Josh Jones	S	6-2	220	23	R		North Carolina State	D2a-17	9/3/0/0
28	Josh Hawkins	CB	5-10	189	24	2		East Carolina	FA-16	8/2/0/1
30	Jamaal Williams	RB	6-0	213	22	R		Brigham Young	D4b-17	9/0/0/0
31	Davon House	CB	6-0	195	28	7		New Mexico State	FA-17	6/6/0/3
32	Devante Mays	RB	5-10	230	23	R		Utah State	D7a-17	3/0/2/4
33	Aaron Jones	RB	5-9	208	22	R		Texas-El Paso	D5b-17	8/4/0/1
35	Jermaine Whitehead	S	5-11	195	24	1		Auburn	FA-17	3/0/0/0
41	Lenzy Pipkins	CB	6-0	196	24	R		Oklahoma State	FA-17	5/0/0/4
42	Morgan Burnett	S	6-1	209	28	8		Georgia Tech	D3-10	6/6/0/3
44	Donatello Brown	CB	6-0	190	26	R		Valdosta State	FA-17	0/0/0/2
45	Vince Biegel	LB	6-3	246	24	R		Wisconsin	D4a-17	2/0/0/0
47	Jake Ryan	LB	6-2	240	25	3		Michigan	D4-15	8/6/0/1
48	Joe Thomas	LB	6-1	227	26	3		South Carolina State	FA-15 (PS-Dal.)	5/0/0/4
50	Blake Martinez	LB	6-2	237	23	2		Stanford	D4a-16	9/9/0/0
51	Kylar Fackrell	LB	6-5	245	25	2		Utah State	D3-16	9/0/0/0
52	Clay Matthews	LB	6-3	255	31	9		Southern California	D1b-09	9/9/0/0
53	Nick Perry	LB	6-3	265	27	6		Southern California	D1-12	8/7/0/1
54	Derek Hart	LS	6-4	245	24	R		James Madison	FA-17	2/0/0/0
55	Ahmad Brooks	LB	6-3	259	33	11		Virginia	FA-17	5/2/0/4
62	Lucas Patrick	G	6-3	313	24	1		Duke	FA-16	8/1/0/1
63	Corey Linsley	C	6-3	301	26	4		Ohio State	D5a-14	9/9/0/0
64	Justin McCray	G	6-3	317	25	1		Central Florida	FA-17	9/5/0/0
65	Lane Taylor	G	6-3	324	27	5		Oklahoma State	FA-13	8/8/0/1
69	David Bakhtiari	T	6-4	310	26	5		Colorado	D4a-13	5/5/0/4
73	Jahri Evans	G	6-4	318	34	12		Bloomsburg	UFA (NO)-17	9/9/0/0
74	Ulrick John	T	6-6	309	25	4		Georgia State	FA-17 (PS-Ari.)	2/0/3/1
75	Bryan Bulaga	T	6-5	314	28	8		Iowa	D1-10	5/5/0/4
76	Mike Daniels	DT	6-0	310	28	6		Iowa	D4a-12	7/7/0/2
77	Adam Pankey	G/T	6-5	313	23	R		West Virginia	FA-17	0/0/5/3
81	Geronimo Allison	WR	6-3	202	23	2		Illinois	FA-16	8/0/0/0
82	Richard Rodgers	TE	6-4	257	25	4		California	D3b-14	9/0/0/0
83	Jeff Janis	WR	6-3	219	26	4		Saginaw Valley State	D7-14	9/0/0/0
84	Lance Kendricks	TE	6-3	250	29	7		Wisconsin	FA-17	9/2/0/0
87	Jordy Nelson	WR	6-3	217	32	10		Kansas State	D2a-08	9/9/0/0
88	Ty Montgomery	RB	6-0	216	24	3		Stanford	D3-15	8/5/0/1
90	Montravius Adams	DT	6-4	304	22	R		Auburn	D3-17	3/0/0/6
91	Quinton Dial	DT	6-5	318	27	5		Alabama	FA-17	6/1/0/3
94	Dean Lowry	DE	6-6	296	23	2		Northwestern	D4b-16	9/7/0/0
97	Kenny Clark	DT	6-3	314	22	2		UCLA	D1-16	9/9/0/0
98	Chris Odom	LB	6-4	262	23	R		Arkansas State	W-17 (Atl.)	6/0/1/2

PRACTICE SQUAD

9	Jerod Evans	QB	6-3	232	23	R		Virginia Tech	FA-17	0/0/0/0
10	DeAngelo Yancey	WR	6-1	220	22	R		Purdue	FA-17	0/0/0/0
13	Max McCaffrey	WR	6-2	200	23	1		Duke	FA-17	0/0/0/0
40	Joe Kerridge	FB	6-0	245	25	2		Michigan	FA-17	0/0/0/0
49	Derrick Mathews	LB	6-0	232	25	1		Houston	FA-17	0/0/0/0
71	Izaah Lunsford	DT	6-3	310	24	R		Bowling Green State	FA-17	0/0/0/0
79	Kofi Amichia	G	6-3	304	23	R		South Florida	FA-17	0/0/0/0
86	Emanuel Byrd	TE	6-2	240	22	R		Marshall	FA-17	0/0/0/0
89	Michael Clark	WR	6-6	217	22	R		Marshall	FA-17	0/0/0/0
93	Reggie Gilbert	LB	6-3	261	24	1		Arizona	FA-17	0/0/0/0

RESERVE/INJURED

10	Jacob Schum	P	5-10	211	28	2		Buffalo	W-16 (T.B.)	0/0/0/0
12	Aaron Rodgers	QB	6-2	225	33	13		California	D1-05	6/6/0/0
24	Quinten Rollins	CB	5-11	195	25	3		Miami (Ohio)	D2-15	6/1/0/0
26	Herb Waters	CB	6-0	188	25	1		Miami	FA-16	0/0/0/0
29	Kentrell Brice	S	5-11	200	23	2		Louisiana Tech	FA-16	6/3/0/1
57	David Talley	LB	6-1	236	23	R		Grand Valley State	FA-17	0/0/0/0
59	Taybor Pepper	LS	6-4	245	23	R		Michigan State	FA-17	4/0/0/0
68	Kyle Murphy	T	6-6	305	23	2		Stanford	D6-16	3/3/0/0
78	Jason Spriggs	T	6-6	301	23	2		Indiana	D2-16	1/0/0/1

RESERVE/PHYSICALLY UNABLE TO PERFORM

39	Demetri Goodson	CB	5-11	197	28	4		Baylor	D6-14	0/0/0/0
----	-----------------	----	------	-----	----	---	--	--------	-------	---------



OFFENSE

WR:	87	Jordy Nelson	17	Davante Adams	83	Jeff Janis
LT:	69	David Bakhtiari	74	Ulrick John	<u>77</u>	<u>Adam Pankey</u>
LG:	65	Lane Taylor	62	Lucas Patrick		
C:	63	Corey Linsley	62	Lucas Patrick		
RG:	73	Jahri Evans	62	Lucas Patrick		
RT:	64	Justin McCray	74	Ulrick John	<u>77</u>	<u>Adam Pankey</u>
TE:	84	Lance Kendricks	82	Richard Rodgers		
WR:	18	Randall Cobb	81	Geronimo Allison	11	Trevor Davis
QB:	7	Brett Hundley	6	Joe Callahan		
RB:	88	Ty Montgomery	<u>33</u>	<u>Aaron Jones</u>	<u>30</u>	<u>Jamaal Williams</u>
					<u>32</u>	<u>Devante Mays</u>
FB:	22	Aaron Ripkowski				

DEFENSE

DE:	94	Dean Lowry	91	Quinton Dial		
NT:	97	Kenny Clark	91	Quinton Dial		
DT:	76	Mike Daniels	<u>90</u>	<u>Montravius Adams</u>		
LOLB:	52	Clay Matthews	55	Ahmad Brooks	<u>45</u>	<u>Vince Biegel</u>
ILB:	47	Jake Ryan	48	Joe Thomas		
ILB:	50	Blake Martinez	48	Joe Thomas		
ROLB:	53	Nick Perry	51	Kyler Fackrell	<u>98</u>	<u>Chris Odom</u>
LCB:	31	Davon House	28	Josh Hawkins	<u>41</u>	<u>Lenzy Pipkins</u>
RCB:	23	Damarius Randall	<u>20</u>	<u>Kevin King</u>	<u>44</u>	<u>Donatello Brown</u>
SS:	42	Morgan Burnett	<u>27</u>	<u>Josh Jones</u>		
FS:	21	Ha Ha Clinton-Dix	25	Marwin Evans	35	Jermaine Whitehead

SPECIAL TEAMS

K:	2	Mason Crosby				
P:	<u>8</u>	<u>Justin Vogel</u>				
H:	<u>8</u>	<u>Justin Vogel</u>	18	Randall Cobb		
PR:	11	Trevor Davis	18	Randall Cobb		
KR:	11	Trevor Davis	83	Jeff Janis	<u>33</u>	<u>Aaron Jones</u>
LS:	<u>54</u>	<u>Derek Hart</u>				

Rookies are underlined

COACH LOCATIONS

- **Coaches' Box:** Edgar Bennett (offensive coordinator), Jeff Blasko (assistant offensive line), Dom Capers (defensive coordinator), Scott McCurley (assistant linebackers), Tim McGarigle (defensive quality control), Omar Young (coaching administrator).
- **Sideline:** Brian Angelichio (tight ends), James Campen (offensive line), Luke Getsy (wide receivers), Jerry Montgomery (defensive front assistant), Winston Moss (associate head coach/linebackers), Darren Perry (secondary - safeties), David Raih (offensive perimeter), Jason Simmons (assistant special teams), Ben Sirmans (running backs), Mike Trgovac (defensive line), Alex Van Pelt (quarterbacks), Joe Whitt Jr. (secondary - cornerbacks), Ron Zook (special teams coordinator).



ROSTER BY POSITION

QUARTERBACK (2)

Joe Callahan
Brett Hundley

FULLBACK (1)

Aaron Ripkowski

RUNNING BACK (4)

Aaron Jones
Devante Mays
Ty Montgomery
Jamaal Williams

WIDE RECEIVER (6)

Davante Adams
Geronimo Allison
Randall Cobb
Trevor Davis
Jeff Janis
Jordy Nelson

TIGHT END (2)

Lance Kendricks
Richard Rodgers

OFFENSIVE LINE (9)

David Bakhtiari
Bryan Bulaga
Jahri Evans
Ulrick John
Corey Linsley
Justin McCray
Adam Pankey
Lucas Patrick
Lane Taylor

DEFENSIVE LINE (5)

Montravius Adams
Kenny Clark
Mike Daniels
Quinton Dial
Dean Lowry

Rookies are underlined

LINEBACKER (9)

Vince Biegel
Ahmad Brooks
Kyler Fackrell
Blake Martinez
Clay Matthews
Chris Odom
Nick Perry
Jake Ryan
Joe Thomas

CORNERBACK (6)

Donatello Brown
Josh Hawkins
Davon House
Kevin King
Lenzy Pipkins
Damarious Randall

SAFETY (5)

Morgan Burnett
Ha Ha Clinton-Dix
Marwin Evans
Josh Jones
Jermaine Whitehead

SPECIALIST (3)

Mason Crosby
Derek Hart
Justin Vogel

PRONUNCIATION GUIDE

PLAYERS

Montravius Adams	mon-TRAY-vee-us	Taybor Pepper	TAY-burr
Kofi Amichia	KOE-fee uh-MEE-chee-uh	Damarious Randall	duh-MAIR-ee-us
David Bakhtiari	bock-tee-R-ee		
Kentrell Brice	ken-TRELL	COACHES	
Ahmad Brooks	uh-MAHD	Brian Angelichio	an-juh-LEEK-o
Bryan Bulaga	buh-LAH-guh	James Campen	KAMP-en
Jahri Evans	jah-REE	Mark Lovat	luh-VOTT
Kyler Fackrell	FACK-rull	Tim McGarigle	mac-GARGLE
Joe Kerridge	KAIR-idge	David Raih	RYE
Izaah Lunsford	i-ZAY-uh	Mike Trgovac	TER-guh-vac



HOW THE PACKERS WERE BUILT

Year	Record	Draft (31)	Waivers (1)	Free Agents (20)
2007	13-3	K Mason Crosby D6c		
2008	6-10	WR Jordy Nelson D2a		
2009	11-5	LB Clay Matthews D1b		
2010	10-6	T Bryan Bulaga D1 S Morgan Burnett D3		
2011	15-1	WR Randall Cobb D2		
2012	11-5	LB Nick Perry D1 DT Mike Daniels D4a		
2013	8-7-1	T David Bakhtiari D4a		G Lane Taylor
2014	12-4	S Ha Ha Clinton-Dix D1 WR Davante Adams D2 TE Richard Rodgers D3b C Corey Linsley D5a WR Jeff Janis D7		
2015	10-6	CB Damarious Randall D1 RB Ty Montgomery D3 LB Jake Ryan D4 QB Brett Hundley D5 FB Aaron Ripkowski D6a		LB Joe Thomas (PS-Dal.)
2016	10-6	DT Kenny Clark D1 LB Kyler Fackrell D3 LB Blake Martinez D4a DE Dean Lowry D4b WR Trevor Davis D5		WR Geronimo Allison QB Joe Callahan S Marwin Evans CB Josh Hawkins G Lucas Patrick S Jermaine Whitehead
2017	5-4	CB Kevin King D2a S Josh Jones D2b DT Montravius Adams D3 LB Vince Biegel D4a RB Jamaal Williams D4b RB Aaron Jones D5b RB Devante Mays D7a	LB Chris Odom (ATL)	LB Ahmad Brooks CB Donatello Brown DT Quinton Dial G Jahri Evans (UFA-NO) LS Derek Hart CB Davon House (D4-11) T Ulrick John (PS-Ari.) TE Lance Kendricks G Justin McCray G/T Adam Pankey CB Lenzy Pipkins P Justin Vogel

INDIVIDUAL STATISTICS, OFFENSE

	RUSHING T.Montgomery					A.Rodgers					J.Williams					R.Cobb					A.Jones					A.Ripkowski					
	No	Yds	Avg	Lg	TD	No	Yds	Avg	Lg	TD	No	Yds	Avg	Lg	TD	No	Yds	Avg	Lg	TD	No	Yds	Avg	Lg	TD	No	Yds	Avg	Lg	TD	
9/10	Sea	19	54	2.8	8	1	7	21	3.0	13	0	2	9	4.5	6	0	0	0	--	--	0	0	0	--	--	0	0	0	--	--	0
9/17	at Atl	10	35	3.5	7	1	2	8	4.0	9	0	2	6	3.0	4	0	1	10	10.0	10	0	0	0	--	--	0	0	0	--	--	0
9/24	Cin	12	35	2.9	8	0	4	23	5.8	13	0	1	6	6.0	6	0	(Inactive)														
9/28	Chi	5	28	5.6	11	0	1	-1	-1.0	-1	0	4	11	2.8	4	0	0	0	--	--	0	13	49	3.8	11	1	1	4	4.0	4	0
10/8	at Dal	(Inactive)					4	32	8.0	18	0	1	1	1.0	1	0	0	0	--	--	0	19	125	6.6	22	1	1	2	2.0	2	0
10/15	at Min	10	28	2.8	7	0	0	0	--	--	0	0	0	--	--	0	0	0	--	--	0	13	41	3.2	9	0	0	0	--	--	0
10/22	NO	4	6	1.5	5	0	(Injured Reserve)					0	0	--	--	0	0	0	--	--	0	17	131	7.7	46t	1	0	0	--	--	0
11/6	Det	5	33	6.6	9	0	(Injured Reserve)					1	1	1.0	1t	1	1	1	1.0	1	0	5	12	2.4	4	0	0	0	--	--	0
11/12	at Chi	6	54	9.0	37t	1	(Injured Reserve)					20	67	3.4	7	0	4	8	2.0	6	0	3	12	3.0	6	0	2	3	1.5	2	0
11/19	Bal																														
11/26	at Pit																														
12/3	TB																														
12/10	at Cle																														
12/17	at Car																														
12/23	Min																														
12/31	at Det																														
SEASON		71	273	3.8	37t	3	18	83	4.6	18	0	31	101	3.3	7	1	6	19	3.2	10	0	70	370	5.3	46t	3	4	9	2.3	4	0
CAREER		151	744	4.9	61	6	519	2627	5.1	35	25	31	101	3.3	7	1	56	354	6.3	67	0	70	370	5.3	46t	3	38	159	4.2	15	2

	RUSHING B.Hundley					
	No	Yds	Avg	Lg	TD	
9/10	Sea	(Did Not Play)				
9/17	at Atl	(Did Not Play)				
9/24	Cin	(Did Not Play)				
9/28	Chi	0	0	--	--	0
10/8	at Dal	(Did Not Play)				
10/15	at Min	1	3	3.0	3	0
10/22	NO	3	44	14.7	22	1
11/6	Det	4	22	5.5	12	1
11/12	at Chi	2	16	8.0	17	0
11/19	Bal					
11/26	at Pit					
12/3	TB					
12/10	at Cle					
12/17	at Car					
12/23	Min					
12/31	at Det					
SEASON		10	85	8.5	22	2
CAREER		13	83	6.4	22	2

ADDITIONAL REGULAR-SEASON RUSHING: T.Davis 1-9.

	PASSING A.Rodgers										B.Hundley								
	Att	Com	Pct	Yds	Sk/Yd	TD	Lg	Int	Rtng		Att	Com	Pct	Yds	Sk/Yd	TD	Lg	Int	Rtng
9/10	Sea	42	28	66.7	311	4/25	1	32t	1	86.5	(Did Not Play)								
9/17	at Atl	50	33	66.0	343	3/35	2	33t	1	90.7	(Did Not Play)								
9/24	Cin	42	28	66.7	313	6/33	3	72	1	102.6	(Did Not Play)								
9/28	Chi	26	18	69.2	179	2/10	4	58	0	128.0	1	1	100.0	0	0/0	0	0	0	79.2
10/8	at Dal	29	19	65.5	221	4/39	3	33	0	122.9	(Did Not Play)								
10/15	at Min	4	2	50.0	18	0/0	0	10	0	62.5	33	18	54.5	157	4/20	1	26	3	39.6
10/22	NO	(Injured Reserve)					25	12	48.0	87	1/8	0	14	1	39.9				
11/6	Det	(Injured Reserve)					38	26	68.4	245	3/12	0	46	0	86.0				
11/12	at Chi	(Injured Reserve)					25	18	72.0	212	3/30	1	42	0	110.8				
11/19	Bal																		
11/26	at Pit																		
12/3	TB																		
12/10	at Cle																		
12/17	at Car																		
12/23	Min																		
12/31	at Det																		
SEASON		193	128	66.3	1385	19/142	13	72	3	103.2	122	75	61.5	701	11/70	2	46	4	69.1
CAREER		4850	3162	65.2	38212	360/2305	310	93t	75	104.1	132	77	58.3	718	11/70	2	46	5	62.6

INDIVIDUAL STATISTICS, OFFENSE

		RECEIVING R.Cobb					J.Nelson					D.Adams					T.Montgomery					M.Bennett					L.Kendricks				
		No	Yds	Avg	Lg	TD	No	Yds	Avg	Lg	TD	No	Yds	Avg	Lg	TD	No	Yds	Avg	Lg	TD	No	Yds	Avg	Lg	TD	No	Yds	Avg	Lg	TD
9/10	Sea	9	85	9.4	29	0	7	79	11.3	32	1	3	47	15.7	21	0	4	39	9.8	20	0	3	43	14.3	26	0	2	18	9.0	9	0
9/17	at Atl	6	60	10.0	23	0	0	0	--	--	0	8	99	12.4	33	1	6	75	12.5	23	1	5	47	9.4	18	0	0	0	--	--	0
9/24	Cin	(Inactive)					6	52	8.7	23	2	3	60	20.0	41	0	8	15	1.9	5	0	3	12	4.0	6	0	2	52	26.0	51	1
9/28	Chi	4	44	11.0	26	1	4	75	18.8	58	2	2	13	6.5	8	1	0	0	--	--	0	6	39	6.5	26	0	1	0	0.0	0	0
10/8	at Dal	4	29	7.3	13	0	2	24	12.0	14	1	7	66	9.4	14	2	(Inactive)					3	53	17.7	33	0	1	24	24.0	24	0
10/15	at Min	3	28	9.3	14	0	6	60	10.0	26	0	5	54	10.8	19	1	1	3	3.0	3	0	2	22	11.0	14	0	0	0	--	--	0
10/22	NO	2	15	7.5	14	0	1	13	13.0	13	0	2	12	6.0	8	0	1	9	9.0	9	0	2	17	8.5	12	0	0	0	--	--	0
11/6	Det	5	58	11.6	46	0	4	35	8.8	12	0	7	53	7.6	9	0	1	18	18.0	18	0	(Inactive)					2	32	16.0	21	0
11/12	at Chi	3	52	17.3	38	0	3	20	6.7	14	0	5	90	18.0	42	1	2	14	7.0	7	0	(Not With Team)					1	9	9.0	9	0
11/19	Bal																														
11/26	at Pit																														
12/3	TB																														
12/10	at Cle																														
12/17	at Car																														
12/23	Min																														
12/31	at Det																														
SEASON		36	371	10.3	46	1	33	358	10.8	58	6	42	494	11.8	42	6	23	173	7.5	23	1	24	233	9.7	33	0	9	135	15.0	51	1
CAREER		402	4859	12.1	70	36	530	7724	14.6	93	69	205	2420	11.8	66	21	82	657	8.0	31	3	427	4520	10.6	58	30	213	2267	10.6	80	18

		RECEIVING G.Allison					R.Rodgers					T.Davis					J.Williams					A.Ripkowski					A.Jones				
		No	Yds	Avg	Lg	TD	No	Yds	Avg	Lg	TD	No	Yds	Avg	Lg	TD	No	Yds	Avg	Lg	TD	No	Yds	Avg	Lg	TD	No	Yds	Avg	Lg	TD
9/10	Sea	(Reserve/Suspended)					0	0	--	--	0	0	0	--	--	0	0	0	--	--	0	0	0	--	--	0	(Inactive)				
9/17	at Atl	3	24	8.0	13	0	2	22	11.0	14	0	1	9	9.0	9	0	1	5	5.0	5	0	1	2	2.0	2	0	0	0	--	--	0
9/24	Cin	6	122	20.3	72	0	0	0	--	--	0	0	0	--	--	0	0	0	--	--	0	0	0	--	--	0	0	0	--	--	0
9/28	Chi	0	0	--	--	0	0	0	--	--	0	0	0	--	--	0	1	2	2.0	2	0	1	6	6.0	6	0	0	0	--	--	0
10/8	at Dal	0	0	--	--	0	1	16	16.0	16	0	0	0	--	--	0	0	0	--	--	0	0	0	--	--	0	1	9	9.0	9	0
10/15	at Min	1	7	7.0	7	0	0	0	--	--	0	0	0	--	--	0	0	0	--	--	0	1	0	0.0	0	0	1	1	1.0	1	0
10/22	NO	1	14	14.0	14	0	0	0	--	--	0	0	0	--	--	0	0	0	--	--	0	0	0	--	--	0	3	7	2.3	4	0
11/6	Det	0	0	--	--	0	1	5	5.0	5	0	1	5	5.0	5	0	2	31	15.5	18	0	1	9	9.0	9	0	2	-1	-0.5	2	0
11/12	at Chi	0	0	--	--	0	1	8	8.0	8	0	0	0	--	--	0	1	7	7.0	7	0	1	12	12.0	12	0	1	0	0.0	0	0
11/19	Bal																														
11/26	at Pit																														
12/3	TB																														
12/10	at Cle																														
12/17	at Car																														
12/23	Min																														
12/31	at Det																														
SEASON		11	167	15.2	72	0	5	51	10.2	16	0	2	14	7.0	9	0	5	45	9.0	18	0	5	29	5.8	12	0	8	16	2.0	9	0
CAREER		23	369	16.0	72	2	113	1057	9.3	61	12	5	38	7.6	9	1	5	45	9.0	18	0	15	93	6.2	18	1	8	16	2.0	9	0

INDIVIDUAL STATISTICS, OFFENSE

RUSHING

		T.Montgomery										A.Rodgers										J.Williams																								
		First Half					Second Half					First Half					Second Half					First Half					Second Half																			
		No	Yds	Avg	Lg	TD	No	Yds	Avg	Lg	TD	No	Yds	Avg	Lg	TD	No	Yds	Avg	Lg	TD	No	Yds	Avg	Lg	TD	No	Yds	Avg	Lg	TD	No	Yds	Avg	Lg	TD										
9/10	Sea	8	16	2.0	3	0	11	38	3.5	8	1	1	5	5.0	5	0	6	16	2.7	13	0	1	3	3.0	3	0	1	6	6.0	6	0	1	4	4.0	4	0	0	0	--	--	0	0	0	--	--	0
9/17	at Atl	6	14	2.3	7	1	4	21	5.3	7	0	1	-1	-1.0	-1	0	1	9	9.0	9	0	1	2	2.0	2	0	1	4	4.0	4	0	0	0	--	--	0	0	0	--	--	0					
9/24	Cin	4	10	2.5	7	0	8	25	3.1	8	0	1	9	9.0	9	0	3	14	4.6	13	0	1	6	6.0	6	0	0	0	--	--	0	0	0	--	--	0										
9/28	Chi	5	28	5.6	11	0	0	0	--	--	0	1	-1	-1.0	-1	0	0	0	--	--	0	4	11	2.8	4	0	0	0	--	--	0	0	0	--	--	0										
10/8	at Dal	(Inactive)										0	0	--	--	0	4	32	8.0	18	0	0	0	--	--	0	1	1	1.0	1	0	0	0	--	--	0										
10/15	at Min	6	13	2.2	7	0	4	15	3.8	6	0	0	0	--	--	0	0	0	--	--	0	0	0	--	--	0	0	0	--	--	0	0	0	--	--	0										
10/22	NO	3	6	2.0	5	0	1	0	0.0	0	0	(Injured Reserve)					0	0	--	--	0	0	0	--	--	0	0	0	--	--	0	0	0	--	--	0										
11/6	Det	2	17	8.5	9	0	3	16	5.3	8	0	(Injured Reserve)					0	0	--	--	0	1	1	1.0	1t	1	0	0	--	--	0															
11/12	at Chi	6	54	9.0	37t	1	0	0	--	--	0	(Injured Reserve)					0	0	--	--	0	20	67	3.4	7	0	0	0	--	--	0															
11/19	Bal																																													
11/26	at Pit																																													
12/3	TB																																													
12/10	at Cle																																													
12/17	at Car																																													
12/23	Min																																													
12/31	at Det																																													
SEASON		40	158	3.8	37t	2	31	115	3.7	8	1	4	12	3.0	9	0	14	71	5.1	18	0	7	22	3.1	6	0	24	79	3.3	7	1															

RUSHING

		R.Cobb										A.Jones										A.Ripkowski														
		First Half					Second Half					First Half					Second Half					First Half					Second Half									
		No	Yds	Avg	Lg	TD	No	Yds	Avg	Lg	TD	No	Yds	Avg	Lg	TD	No	Yds	Avg	Lg	TD	No	Yds	Avg	Lg	TD	No	Yds	Avg	Lg	TD	No	Yds	Avg	Lg	TD
9/10	Sea	0	0	--	--	0	0	0	--	--	0	(Inactive)					0	0	--	--	0	0	0	--	--	0	0	0	--	--	0	0	0	--	--	0
9/17	at Atl	1	10	10.0	10	0	0	0	--	--	0	0	0	--	--	0	0	0	--	--	0	0	0	--	--	0	0	0	--	--	0	0	0	--	--	0
9/24	Cin	(Inactive)										0	0	--	--	0	0	0	--	--	0	0	0	--	--	0	0	0	--	--	0	0	0	--	--	0
9/28	Chi	0	0	--	--	0	0	0	--	--	0	4	12	3.0	6	1	9	37	4.1	11	0	0	0	--	--	0	1	4	4.0	4	0	0	0	--	--	0
10/8	at Dal	0	0	--	--	0	0	0	--	--	0	7	33	4.7	13	1	12	92	7.7	22	0	1	2	2.0	2	0	0	0	--	--	0	0	0	--	--	0
10/15	at Min	0	0	--	--	0	0	0	--	--	0	6	17	2.8	5	0	7	24	3.4	9	0	0	0	--	--	0	0	0	--	--	0	0	0	--	--	0
10/22	NO	0	0	--	--	0	0	0	--	--	0	10	97	9.7	46t	1	7	34	4.9	21	0	0	0	--	--	0	0	0	--	--	0	0	0	--	--	0
11/6	Det	1	1	1.0	1	0	0	0	--	--	0	4	9	2.3	4	0	1	3	3.0	3	0	0	0	--	--	0	0	0	--	--	0	0	0	--	--	0
11/12	at Chi	1	-1	-1.0	-1	0	3	9	3.0	6	0	3	12	4.0	6	0	0	0	--	--	0	0	0	--	--	0	2	3	1.5	2	0					
11/19	Bal																																			
11/26	at Pit																																			
12/3	TB																																			
12/10	at Cle																																			
12/17	at Car																																			
12/23	Min																																			
12/31	at Det																																			
SEASON		3	10	3.3	10	0	3	9	3.0	6	0	34	180	5.3	46t	3	36	190	5.3	22	0	1	2	2.0	2	0	3	7	2.3	4	0					

RUSHING

		B.Hundley									
		First Half					Second Half				
		No	Yds	Avg	Lg	TD	No	Yds	Avg	Lg	TD
9/10	Sea	(Did Not Play)									
9/17	at Atl	(Did Not Play)									
9/24	Cin	(Did Not Play)									
9/28	Chi	0	0	--	--	0	4	17	4.2	17	0
10/8	at Dal	(Did Not Play)									
10/15	at Min	1	3	3.0	3	0	0	0	--	--	0
10/22	NO	2	36	18.0	22	1	1	8	8.0	8	0
11/6	Det	3	21	7.0	12	0	1	1	1.0	1	0
11/12	at Chi	0	0	--	--	0	2	16	8.0	17	0
11/19	Bal										
11/26	at Pit										
12/3	TB										
12/10	at Cle										
12/17	at Car										
12/23	Min										
12/31	at Det										
SEASON		6	60	20.0	12	1	4	25	6.3	17	0

INDIVIDUAL STATISTICS, OFFENSE

PASSING

A.Rodgers

		First Half										Second Half/OT									
		Att	Com	Pct	Yds	Sk/Yd	TD	Lg	Int	Rtng	Att	Com	Pct	Yds	Sk/Yd	TD	Lg	Int	Rtng		
9/10	Sea	22	14	63.6	153	4/25	0	29	1	65.2	20	14	70.0	158	0/0	1	32t	0	110.0		
9/17	at Atl	18	10	55.5	85	1/8	0	23	1	44.9	32	23	71.9	258	2/27	2	33t	0	116.4		
9/24	Cin	15	9	60.0	73	5/20	1	41	1	66.8	27	19	70.4	240	1/13	2	72	0	122.5		
9/28	Chi	15	9	60.0	119	2/10	2	58	0	124.7	11	9	81.8	60	0/0	2	26	0	129.0		
10/8	at Dal	13	11	84.6	107	3/23	1	24	0	126.6	16	8	50.0	114	1/16	2	33	0	113.0		
10/15	at Min	4	2	50.0	18	0/0	0	10	0	62.5	0	0	--	0	--	0	--	0	--		
10/22	NO									(Injured Reserve)									(Injured Reserve)		
11/6	Det									(Injured Reserve)									(Injured Reserve)		
11/12	at Chi									(Injured Reserve)									(Injured Reserve)		
11/19	Bal																				
11/26	at Pit																				
12/3	TB																				
12/10	at Cle																				
12/17	at Car																				
12/23	Min																				
12/31	at Det																				
SEASON		87	55	63.2	555	15/86	4	58	3	82.3	106	73	68.9	830	4/56	9	72	0	120.4		

PASSING

B.Hundley

		First Half										Second Half									
		Att	Com	Pct	Yds	Sk/Yd	TD	Lg	Int	Rtng	Att	Com	Pct	Yds	Sk/Yd	TD	Lg	Int	Rtng		
9/10	Sea																				
9/17	at Atl									(Did Not Play)											
9/24	Cin									(Did Not Play)											
9/28	Chi	0	0	--	0	--	0	--	0	--	1	1	100.0	0	0/0	0	0	0	79.2		
10/8	at Dal									(Did Not Play)											
10/15	at Min	8	4	50.0	43	2/13	1	26	1	66.1	25	14	56.0	114	2/7	0	19	2	34.4		
10/22	NO	15	7	46.7	56	0/0	0	14	0	56.5	10	5	50.0	31	1/8	0	13	1	17.1		
11/6	Det	18	13	72.2	80	2/4	0	18	0	80.0	20	13	65.0	165	1/8	0	46	0	90.6		
11/12	at Chi	12	8	66.7	86	2/22	0	38	0	87.5	13	10	76.9	126	1/8	1	42	0	132.2		
11/19	Bal																				
11/26	at Pit																				
12/3	TB																				
12/10	at Cle																				
12/17	at Car																				
12/23	Min																				
12/31	at Det																				
SEASON		53	32	60.4	265	6/39	1	38	1	71.7	69	43	62.3	436	5/31	1	46	3	67.1		

INDIVIDUAL STATISTICS, OFFENSE

RECEIVING R.Cobb

		First Half					Second Half					D.Adams					J.Nelson														
												First Half					Second Half														
		No	Yds	Avg	Lg	TD	No	Yds	Avg	Lg	TD	No	Yds	Avg	Lg	TD	No	Yds	Avg	Lg	TD	No	Yds	Avg	Lg	TD					
9/10	Sea	5	56	11.2	29	0	4	29	7.3	10	0	3	47	15.7	21	0	0	0	--	--	0	3	24	8.0	13	0	4	55	13.8	32t	1
9/17	at Atl	2	22	11.0	17	0	4	38	9.5	18	0	3	18	6.0	9	0	5	81	16.2	33t	1	0	0	--	--	0	0	0	--	--	0
9/24	Cin	(Inactive)																													
9/28	Chi	3	18	6.0	12	1	1	26	26.0	26	0	1	5	5.0	5t	1	1	8	8.0	8	0	1	58	58.0	58	0	3	17	5.7	8t	2
10/8	at Dal	4	29	7.3	13	0	0	0	--	--	0	4	29	7.3	10	1	3	37	12.3	14	1	0	0	--	--	0	2	24	12.0	14	1
10/15	at Min	0	0	--	--	0	3	28	9.3	14	0	1	14	14.0	14t	1	4	40	10.0	19	0	3	36	12.0	26	0	3	24	8.0	11	0
10/22	NO	1	14	14.0	14	0	1	1	1.0	1	0	0	0	--	--	0	2	12	6.0	8	0	0	0	--	--	0	1	13	13.0	13	0
11/6	Det	1	-3	-3.0	-3	0	4	61	15.3	46	0	4	29	7.3	9	0	3	24	8.0	9	0	3	23	7.7	8	0	1	12	12.0	12	0
11/12	at Chi	2	46	23.0	38	0	1	6	6.0	6	0	1	8	8.0	8	0	4	82	20.5	42	1	2	18	9.0	14	0	1	2	2.0	2	0
11/19	Bal	(Inactive)																													
11/26	at Pit	(Inactive)																													
12/3	TB	(Inactive)																													
12/10	at Cle	(Inactive)																													
12/17	at Car	(Inactive)																													
12/23	Min	(Inactive)																													
12/31	at Det	(Inactive)																													
SEASON		18	182	10.1	38	1	18	189	10.5	246	0	19	201	10.6	41	3	23	293	12.7	33t	3	13	168	12.9	58	0	20	190	9.5	32t	6

RECEIVING M.Bennett

		First Half					Second Half					L.Kendricks					T.Montgomery														
												First Half					Second Half														
		No	Yds	Avg	Lg	TD	No	Yds	Avg	Lg	TD	No	Yds	Avg	Lg	TD	No	Yds	Avg	Lg	TD	No	Yds	Avg	Lg	TD					
9/10	Sea	1	12	12.0	12	0	2	31	15.5	26	0	1	9	9.0	9	0	1	9	9.0	9	0	1	5	5.0	5	0	3	34	11.3	20	0
9/17	at Atl	0	0	--	--	0	5	47	9.4	18	0	0	0	--	--	0	0	0	--	--	0	2	21	10.5	23	0	4	54	13.5	23	1
9/24	Cin	1	1	1.0	1	0	2	11	5.5	6	0	1	1	1.0	1t	1	1	51	51.0	51	0	3	1	0.3	4	0	5	14	2.8	5	0
9/28	Chi	2	30	15.0	26	0	4	9	2.3	7	0	0	0	--	--	0	1	0	0.0	0	0	0	0	--	--	0	0	0	--	--	0
10/8	at Dal	0	0	--	--	0	3	53	17.7	33	0	1	24	24.0	24	0	0	0	--	--	0	(Inactive)									
10/15	at Min	1	8	8.0	8	0	1	14	14.0	14	0	0	0	--	--	0	0	0	--	--	0	1	3	3.0	3	0	0	0	--	--	0
10/22	NO	1	12	12.0	12	0	1	5	5.0	5	0	0	0	--	--	0	0	0	--	--	0	1	9	9.0	9	0	0	0	--	--	0
11/6	Det	(Inactive)																													
11/12	at Chi	(Not With Team)																													
11/19	Bal	(Inactive)																													
11/26	at Pit	(Inactive)																													
12/3	TB	(Inactive)																													
12/10	at Cle	(Inactive)																													
12/17	at Car	(Inactive)																													
12/23	Min	(Inactive)																													
12/31	at Det	(Inactive)																													
SEASON		6	63	10.5	26	0	18	170	9.4	33	0	3	34	11.3	24	1	6	101	16.8	51	0	11	71	6.5	23	0	12	102	8.5	23	1

RECEIVING R.Rodgers

		First Half					Second Half					G.Allison					A.Ripkowski														
												First Half					Second Half														
		No	Yds	Avg	Lg	TD	No	Yds	Avg	Lg	TD	No	Yds	Avg	Lg	TD	No	Yds	Avg	Lg	TD	No	Yds	Avg	Lg	TD					
9/10	Sea	0	0	--	--	0	0	0	--	--	0	(Reserve/Suspended)																			
9/17	at Atl	1	14	14.0	14	0	1	8	8.0	8	0	1	8	8.0	8	0	2	16	8.0	13	0	1	2	2.0	2	0	0	0	--	--	0
9/24	Cin	0	0	--	--	0	0	0	--	--	0	1	10	10.0	10	0	5	112	22.4	72	0	0	0	--	--	0	0	0	--	--	0
9/28	Chi	0	0	--	--	0	0	0	--	--	0	0	0	--	--	0	0	0	--	--	0	1	6	6.0	6	0	0	0	--	--	0
10/8	at Dal	1	16	16.0	16	0	0	0	--	--	0	0	0	--	--	0	0	0	--	--	0	0	0	--	--	0	0	0	--	--	0
10/15	at Min	0	0	--	--	0	0	0	--	--	0	0	0	--	--	0	1	7	7.0	7	0	0	0	--	--	0	1	0	0.0	0	0
10/22	NO	0	0	--	--	0	0	0	--	--	0	1	14	14.0	14	0	0	0	--	--	0	0	0	--	--	0	0	0	--	--	0
11/6	Det	0	0	--	--	0	1	5	5.0	5	0	0	0	--	--	0	0	0	--	--	0	1	9	9.0	9	0	0	0	--	--	0
11/12	at Chi	0	0	--	--	0	1	8	8.0	8	0	0	0	--	--	0	0	0	--	--	0	0	0	--	--	0	1	12	12.0	12	0
11/19	Bal	(Inactive)																													
11/26	at Pit	(Inactive)																													
12/3	TB	(Inactive)																													
12/10	at Cle	(Inactive)																													
12/17	at Car	(Inactive)																													
12/23	Min	(Inactive)																													
12/31	at Det	(Inactive)																													
SEASON		2	30	15.0	16	0	3	21	7.0	8	0	3	32	10.7	14	0	8	135	16.9	72	0	3	17	5.6	9	0	2	12	6.0	12	0

INDIVIDUAL STATISTICS, OFFENSE

RECEIVING J.Williams

T.Davis

A.Jones

		First Half					Second Half					First Half					Second Half					First Half					Second Half														
		No	Yds	Avg	Lg	TD	No	Yds	Avg	Lg	TD	No	Yds	Avg	Lg	TD	No	Yds	Avg	Lg	TD	No	Yds	Avg	Lg	TD	No	Yds	Avg	Lg	TD	No	Yds	Avg	Lg	TD					
9/10	Sea	0	0	--	--	0	0	0	--	--	0	0	0	--	--	0	0	0	--	--	0	0	0	--	--	0	(Inactive)														
9/17	at Atl	0	0	--	--	0	1	5	5.0	5	0	0	0	--	--	0	1	9	9.0	9	0	0	0	--	--	0	0	0	--	--	0	0	0	--	--	0	0	0	--	--	0
9/24	Cin	0	0	--	--	0	0	0	--	--	0	0	0	--	--	0	0	0	--	--	0	0	0	--	--	0	0	0	--	--	0	0	0	--	--	0	0	0	--	--	0
9/28	Chi	1	2	2.0	2	0	0	0	--	--	0	0	0	--	--	0	0	0	--	--	0	0	0	--	--	0	0	0	--	--	0	0	0	--	--	0	0	0	--	--	0
10/8	at Dal	0	0	--	--	0	0	0	--	--	0	0	0	--	--	0	0	0	--	--	0	0	0	--	--	0	1	9	9.0	9	0	0	0	--	--	0	0	0	--	--	0
10/15	at Min	0	0	--	--	0	0	0	--	--	0	0	0	--	--	0	0	0	--	--	0	0	0	--	--	0	0	0	--	--	0	0	1	1.0	1	0	0	0	--	--	0
10/22	NO	0	0	--	--	0	0	0	--	--	0	0	0	--	--	0	0	0	--	--	0	0	0	--	--	0	3	7	2.3	4	0	0	0	--	--	0	0	0	--	--	0
11/6	Det	0	0	--	--	0	2	31	15.5	18	0	1	5	5.0	5	0	0	0	--	--	0	2	-1	-0.5	2	0	0	0	--	--	0	0	0	--	--	0	0	0	--	--	0
11/12	at Chi	0	0	--	--	0	1	7	7.0	7	0	0	0	--	--	0	0	0	--	--	0	0	0	--	--	0	1	0	0.0	0	0	0	0	--	--	0	0	0	--	--	0
11/19	Bal																																								
11/26	at Pit																																								
12/3	TB																																								
12/10	at Cle																																								
12/17	at Car																																								
12/23	Min																																								
12/31	at Det																																								
SEASON		1	2	2.0	2	0	4	43	10.8	18	0	1	5	5.0	5	0	1	9	9.0	9	0	7	15	2.1	9	0	1	1	1.0	1	0										

INDIVIDUAL STATISTICS, DEFENSE

		M.Adams					K.Brice					A.Brooks					M.Burnett					K.Clark					H.Clinton-Dix				
		UT	A	Sk	Int	PD	UT	A	Sk	Int	PD	UT	A	Sk	Int	PD	UT	A	Sk	Int	PD	UT	A	Sk	Int	PD	UT	A	Sk	Int	PD
9/10	Sea			(Inactive)			2	0	0-0	0	1	0	0	0-0	0	0	3	2	0-0	0	3	1	3	0-0	0	1	4	0	0-0	0	1
9/17	at Atl			(Inactive)			4	0	0-0	0	0			(Inactive)			4	0	0-0	0	1	2	1	0-0	0	0	5	1	0-0	0	0
9/24	Cin	0	0	0-0	0	0			(Inactive)			2	0	1-7	0	0	2	1	0-0	0	0	3	3	0-0	0	0	3	0	0-0	0	0
9/28	Chi			(Inactive)			3	1	0-0	1	1	1	0	0-0	0	0	9	1	0-0	0	0	1	2	0-0	0	0	8	0	0-0	1	1
10/8	at Dal			(Inactive)			2	0	0-0	0	1	1	1	0-0	0	0	5	1	0-0	0	1	2	2	0-0	0	0	4	1	0-0	0	0
10/15	at Min			(Inactive)			3	1	0-0	0	1			(Inactive)					(Inactive)			5	5	0-0	0	0	4	0	0-0	0	2
10/22	NO			(Inactive)			7	1	0-0	0	0			(Inactive)					(Inactive)			2	6	0-0	0	0	5	3	0-0	0	1
11/6	Det	0	0	0-0	0	0			(Injured Reserve)					(Inactive)			5	0	0-0	0	0	2	3	0-0	0	0	3	1	0-0	0	0
11/12	at Chi	0	2	0-0	0	0			(Injured Reserve)			0	0	0-0	0	1			(Inactive)			1	2	0-0	0	0	3	0	0-0	0	0
11/19	Bal																														
11/26	at Pit																														
12/3	TB																														
12/10	at Cle																														
12/17	at Car																														
12/23	Min																														
12/31	at Det																														
SEASON		0	2	0-0	0	0	21	3	0-0	1	4	4	1	1-7	0	1	28	5	0-0	0	5	19	27	0-0	0	1	39	6	0-0	1	5
CAREER		0	2	0-0	0	0	32	3	0-0	1	5	349	149	54.5-345.5	3	31	529	158	7.5-67	9	67	31	45	0-0	0	3	280	60	4.5-17	9	29

		M.Daniels					Q.Dial					M.Evans					K.Fackrell					L.Gunter					J.Hawkins									
		UT	A	Sk	Int	PD	UT	A	Sk	Int	PD	UT	A	Sk	Int	PD	UT	A	Sk	Int	PD	UT	A	Sk	Int	PD	UT	A	Sk	Int	PD					
9/10	Sea	7	2	1.5-12	0	0			(Inactive)			0	0	0-0	0	0	0	0	0-0	0	0	0	0	0-0	0	0	0	0	0-0	0	0			(Inactive)		
9/17	at Atl	0	0	0-0	0	0	3	0	0-0	0	0	0	0	0-0	0	0	0	1	0-0	0	0			(Not With Team)			0	0	0-0	0	0					
9/24	Cin			(Inactive)			1	2	0-0	0	0	5	0	0-0	0	0	0	2	0-0	0	0			(Not With Team)			0	0	0-0	0	0					
9/28	Chi			(Inactive)			4	1	0-0	0	0	0	0	0-0	0	0	1	0	0-0	0	0			(Not With Team)			5	2	0-0	0	3					
10/8	at Dal	3	3	0-0	0	0	0	1	0-0	0	0	0	0	0-0	0	0	0	0	0-0	0	0			(Not With Team)			2	0	0-0	0	1					
10/15	at Min	2	4	0-0	0	0	0	3	0-0	0	0	1	0	0-0	0	0	1	0	0-0	0	0			(Not With Team)			8	1	0-0	0	0					
10/22	NO	3	0	0-0	0	0	2	1	0-0	0	0	1	1	0-0	0	0	2	1	0-0	0	0			(Not With Team)			0	0	0-0	0	0					
11/6	Det	2	3	0-0	0	0			(Inactive)			2	0	0-0	0	0	2	0	0-0	0	0			(Not With Team)			1	0	0-0	0	0					
11/12	at Chi	5	0	1-6	0	0			(Inactive)			1	0	0-0	0	1	1	1	0-0	0	0			(Not With Team)			0	0	0-0	0	0					
11/19	Bal																																			
11/26	at Pit																																			
12/3	TB																																			
12/10	at Cle																																			
12/17	at Car																																			
12/23	Min																																			
12/31	at Det																																			
SEASON		22	12	2.5-18	0	0	10	8	0-0	0	0	10	1	0-0	0	1	7	5	0-0	0	0	0	0	0-0	0	0	16	3	0-0	0	4					
CAREER		166	103	24.5-180.5	1	4	114	75	4.5-21.5	0	4	10	1	0-0	0	1	16	5	2-15	0	1	49	9	0-0	0	15	16	3	0-0	0	5					

		D.House					R.Jean Francois					J.Jones					K.King					D.Lowry					B.Martinez				
		UT	A	Sk	Int	PD	UT	A	Sk	Int	PD	UT	A	Sk	Int	PD	UT	A	Sk	Int	PD	UT	A	Sk	Int	PD	UT	A	Sk	Int	PD
9/10	Sea	1	1	0-0	0	0						0	0	0-0	0	0	0	1	0-0	0	1	0	0	0-0	0	0	3	2	0-0	0	0
9/17	at Atl	3	0	0-0	0	0			(Not With Team)			2	1	0-0	0	0	2	1	0-0	0	2	0	3	0-0	0	0	5	0	1-8	0	0
9/24	Cin			(Inactive)			0	0	0-0	0	0	10	1	2-14	0	0	6	1	0-0	0	0	2	0	0-0	0	1	6	6	0-0	0	0
9/28	Chi			(Inactive)			0	1	0-0	0	0	5	0	0-0	0	0	2	0	0-0	0	0	0	1	0-0	0	0	5	3	0-0	0	0
10/8	at Dal	2	2	0-0	0	1	0	1	0-0	0	0	3	0	0-0	0	0	2	0	0-0	0	0	1	1	0-0	0	0	10	3	0-0	0	1
10/15	at Min			(Inactive)			1	0	0-0	0	0	1	0	0-0	0	1			(Inactive)			1	1	0-0	0	0	12	2	0-0	0	3
10/22	NO	7	1	0-0	1	2	0	0	0-0	0	0	4	0	0-0	0	0	2	4	0-0	0	0	1	0	0-0	0	0	13	2	0-0	0	0
11/6	Det	9	0	0-0	0	0			(Not With Team)			8	0	0-0	0	0	3	1	0-0	0	2	2	0	0.5-4	0	0	8	4	0-0	0	0
11/12	at Chi	8	1	1-8	0	1			(Not With Team)			5	0	0-0	0	0	2	0	0-0	0	2	0	1	0-0	0	0	2	1	0-0	0	1
11/19	Bal																														
11/26	at Pit																														
12/3	TB																														
12/10	at Cle																														
12/17	at Car																														
12/23	Min																														
12/31	at Det																														
SEASON		30	5	1-8	1	4	1	2	0-0	0	0	38	2	2-14	0	1	19	8	0-0	0	7	7	7	0.5-4	0	1	64	23	1-8	0	5
CAREER		152	34	3-17	7	64	129	110	12-74.5	0	9	38	2	2-14	0	1	19	8	0-0	0	7	15	13	2.5-23	0	2	110	4	2-13	1	10

INDIVIDUAL STATISTICS, DEFENSE

	C.Matthews						C.Odom					N.Perry					L.Pipkins					D.Randall					Q.Rollins								
	UT	A	Sk	Int	PD		UT	A	Sk	Int	PD		UT	A	Sk	Int	PD		UT	A	Sk	Int	PD		UT	A	Sk	Int	PD		UT	A	Sk	Int	PD
9/10	Sea	2	0	0-0	0	0	0	0	0-0	0	0	3	4	1.5-11	0	1		(Inactive)						7	0	0-0	0	1	6	3	0-0	0	1		
9/17	at Atl	5	0	1.5-15.5	0	0		(Did Not Play)				3	1	0-0	0	0		(Inactive)						2	1	0-0	0	0	3	0	0-0	0	0		
9/24	Cin	3	0	0-0	0	0	1	1	0-0	0	0		(Inactive)			0	0	0-0	0	0			4	1	0-0	0	0	0	0	0-0	0	0			
9/28	Chi	3	0	1-13	0	0	0	0	0-0	0	0	3	1	0-0	0	0		(Inactive)					5	0	0-0	0	0	0	0	0-0	0	0			
10/8	at Dal	5	1	0-0	0	1		(Inactive)				2	1	1-6	0	0		(Inactive)					1	2	0-0	1	2	4	1	0-0	0	0			
10/15	at Min	2	0	0-0	0	0	0	0	0-0	0	0	1	2	0-0	0	0	4	4	0-0	0	0		4	1	0-0	1	1	0	1	0-0	0	1			
10/22	NO	3	3	0-0	0	0	1	2	0-0	0	0	2	1	1-7	0	0	0	0	0-0	0	0		2	0	0-0	1	1			(Injured Reserve)					
11/6	Det	1	3	0-0	0	0	1	2	0-0	0	0	3	0	0.5-4	0	0	0	0	0-0	0	0		4	0	0-0	0	1			(Injured Reserve)					
11/12	at Chi	1	3	0-0	0	1		(Inactive)				6	0	3-15	0	0	0	0	0-0	0	0		3	0	0-0	0	0			(Injured Reserve)					
11/19	Bal																																		
11/26	at Pit																																		
12/3	TB																																		
12/10	at Cle																																		
12/17	at Car																																		
12/23	Min																																		
12/31	at Det																																		
SEASON		25	10	2.5-28.5	0	2	3	5	0-0	0	0	23	10	7-43	0	1	4	4	0-0	0	0	32	5	0-0	3	6	13	5	0-0	0	2				
CAREER		374	158	75-481.5	6	40	3	5	0-0	0	0	150	73	30.5-219	1	9	4	4	0-0	0	0	114	19	0-0	9	31	73	21	1-11	3	13				

	J.Ryan					J.Thomas					V.Biegel					J.Whitehead																
	UT	A	Sk	Int	PD		UT	A	Sk	Int	PD		UT	A	Sk	Int	PD		UT	A	Sk	Int	PD									
9/10	Sea	1	1	0-0	0	0	0	0	0-0	0	0		(Reserve/PUP)					(Practice Squad)														
9/17	at Atl	5	0	0-0	0	0	2	0	0.5-5.5	0	0		(Reserve/PUP)					(Practice Squad)														
9/24	Cin			(Inactive)			0	0	0-0	0	0		(Reserve/PUP)					(Practice Squad)														
9/28	Chi	2	3	0-0	0	1	0	0	0-0	0	1		(Reserve/PUP)					(Practice Squad)														
10/8	at Dal	7	2	0-0	0	0		(Inactive)					(Reserve/PUP)					(Practice Squad)														
10/15	at Min	5	4	0-0	0	0		(Inactive)					(Reserve/PUP)					(Practice Squad)														
10/22	NO	1	1	0-0	0	0		(Inactive)					(Reserve/PUP)			0	0	0-0	0	0												
11/6	Det	2	0	0-0	0	0		(Inactive)			1	2	0-0	0	0	0	0	0-0	0	0												
11/12	at Chi	4	1	0-0	0	0	0	0	0-0	0	0	0	1	0-0	0	0	1	0	0-0	0	0											
11/19	Bal																															
11/26	at Pit																															
12/3	TB																															
12/10	at Cle																															
12/17	at Car																															
12/23	Min																															
12/31	at Det																															
SEASON		27	12	0-0	0	1	2	0	0.5-5.5	0	1	1	3	0-0	0	0	1	0	0-0	0	0	1	0	0-0	0	0	1	0	0-0	0	0	
CAREER		117	53	0-0	0	4	80	23	1.5-7.5	1	1	1	3	0-0	0	0	1	0	0-0	0	0	1	0	0-0	0	0	1	0	0-0	0	0	

DEFENSIVE FUMBLE STATISTICS

FORCED FUMBLES (8)

M.Daniels - (1) vs. Seattle, Sept. 10 (R.Wilson)
 C.Matthews - (1) vs. Chicago, Sept. 28 (M.Glennon)
 N.Perry - (1) at Dallas, Oct. 8 (D.Prescott)
 K.Clark - (1) at Minnesota, Oct. 15 (J.McKinnon)
 J.Hawkins - (1) at Minnesota, Oct. 15 (A.Thielen)
 J.Ryan - (1) vs. Detroit, Nov. 6 (A.Abdullah)
 B.Martinez - (1) vs. Detroit, Nov. 6 (A.Abdullah)
 M.Evans - (1) at Chicago, Nov. 12 (B.Cunningham)

FUMBLE RECOVERIES (7)

K.Fackrell - (1) vs. Seattle, Sept. 10 (R.Wilson)
 J.Ryan - (1) vs. Chicago, Sept. 28 (M.Glennon)
 B.Martinez - (1) vs. Chicago, Sept. 28 (M.Glennon)
 N.Perry - (1) at Dallas, Oct. 8 (J.Witten)
 Q.Rollins - (1) at Dallas, Oct. 8 (T.Frederick)
 C.Matthews - (1) at Minnesota, Oct. 15 (J.McKinnon)
 D.Randall - (1) vs. Detroit, Nov. 6 (A.Abdullah)

INDIVIDUAL STATISTICS, DEFENSE

QUARTERBACK SACKS (18-136)

9/10		Seattle:	(3-23)	M. Daniels 1.5-12, N. Perry 1.5-11.
9/17	at	Atlanta:	(3-29)	C.Matthews 1.5-15.5, B.Martinez 1-8, J.Thomas 0.5-5.5.
9/24		Cincinnati:	(3-21)	J.Jones 2-14, A.Brooks 1-7.
9/28		Chicago:	(1-13)	C.Matthews 1-13.
10/8	at	Dallas:	(1-6)	N.Perry 1-6.
10/15	at	Minnesota:	(0-0)	None.
10/22		New Orleans:	(1-7)	N.Perry 1-7.
11/6		Detroit:	(1-8)	D.Lowry 0.5-4, N.Perry 0.5-4.
11/12	at	Chicago:	(5-29)	N.Perry 3-15, M.Daniels 1-6, D.House 1-8.
11/19		Baltimore:		
11/26	at	Pittsburgh:		
12/3		Tampa Bay:		
12/10	at	Cleveland:		
12/17	at	Carolina:		
12/23		Minnesota:		
12/31	at	Detroit:		

SEASON TOTALS: (18-136): N.Perry 7-43, C.Matthews 2.5-28.5, M. Daniels 2.5-18, J.Jones 2-14, A.Brooks 1-7, D.House 1-8, B.Martinez 1-8, D.Lowry 0.5-4, J.Thomas 0.5-5.5.

QUARTERBACK HITS (54)

9/10		Seattle:	(8)	N.Perry 4, M.Daniels 2, K.Clark 1, K.Fackrell 1.
9/17	at	Atlanta:	(5)	N.Perry 3, K.Fackrell 1, C.Matthews 1.
9/24		Cincinnati:	(4)	A.Brooks 2, K.Fackrell 2.
9/28		Chicago:	(7)	C.Matthews 2, M.Burnett 1, K.Clark 1, D.Lowry 1, N.Perry 1, J.Ryan 1.
10/8	at	Dallas:	(5)	B.Martinez 2, K.Brice 1, N.Perry 1, Q.Rollins 1.
10/15	at	Minnesota:	(12)	M.Daniels 4, J.Jones 2, D.Lowry 2, C.Matthews 2, K.Clark 1, Q.Rollins 1.
10/22		New Orleans:	(4)	K.Clark 2, M.Daniels 1, D.Lowry 1.
11/6		Detroit:	(4)	M.Daniels 1, K.Fackrell 1, C.Matthews 1, C.Odom 1.
11/12	at	Chicago:	(5)	M.Daniels 2, M.Adams 1, K.Clark 1, C.Matthews 1.
11/19		Baltimore:		
11/26	at	Pittsburgh:		
12/3		Tampa Bay:		
12/10	at	Cleveland:		
12/17	at	Carolina:		
12/23		Minnesota:		
12/31	at	Detroit:		

SEASON TOTALS: (54): M.Daniels 10, N.Perry 9, C.Matthews 7, K.Clark 6, K.Fackrell 5, D.Lowry 4, A.Brooks 2, J.Jones 2, B.Martinez 2, Q.Rollins 2, M.Adams 1, K.Brice 1, M.Burnett 1, C.Odom 1, J.Ryan 1.

PASSES DEFENSED (53)

9/10		Seattle:	(10)	M.Burnett 3, K.Brice 1, K.Clark 1, H.Clinton-Dix 1, K.King 1, N.Perry 1, D.Randall 1, Q.Rollins 1.
9/17	at	Atlanta:	(3)	K.King 2, M.Burnett 1.
9/24		Cincinnati:	(1)	D.Lowry 1.
9/28		Chicago:	(8)	J.Hawkins 3, K.Brice 1, H.Clinton-Dix 1, Q.Dial 1, J.Ryan 1, J.Thomas 1.
10/8	at	Dallas:	(8)	D.Randall 2, K.Brice 1, M.Burnett 1, J.Hawkins 1, D.House 1, B.Martinez 1, C.Matthews 1.
10/15	at	Minnesota:	(9)	B.Martinez 3, H.Clinton-Dix 2, K.Brice 1, J.Jones 1, D.Randall 1, Q.Rollins 1.
10/22		New Orleans:	(4)	D.House 2, H.Clinton-Dix 1, D.Randall 1.
11/6		Detroit:	(3)	K.King 2, D.Randall 1.
11/12	at	Chicago:	(7)	K.King 2, A.Brooks 1, M.Evans 1, D.House 1, B.Martinez 1, C.Matthews 1.
11/19		Baltimore:		
11/26	at	Pittsburgh:		
12/3		Tampa Bay:		
12/10	at	Cleveland:		
12/17	at	Carolina:		
12/23		Minnesota:		
12/31	at	Detroit:		

SEASON TOTALS: (53): K.King 7, D.Randall 6, M.Burnett 5, H.Clinton-Dix 5, B.Martinez 5, K.Brice 4, J.Hawkins 4, D.House 4, C.Matthews 2, Q.Rollins 2, A.Brooks 1, K.Clark 1, Q.Dial 1, M.Evans 1, J.Jones 1, D.Lowry 1, N.Perry 1, J.Ryan 1, J.Thomas 1.

INDIVIDUAL STATISTICS, SPECIAL TEAMS

PUNTING

J. Vogel

		No	Yds	Avg	TB	In20	Lg	Bk	Net
9/10	Sea	5	219	43.8	0	1	57	0	42.4
9/17	at Atl	3	119	39.7	0	1	47	0	39.7
9/24	Cin	6	296	49.3	0	2	61	0	44.2
9/28	Chi	5	238	47.6	0	1	62	0	46.2
10/8	at Dal	2	97	48.5	0	1	59	0	49.0
10/15	at Min	6	263	43.8	0	4	56	0	44.7
10/22	NO	5	238	47.6	0	1	60	0	46.2
11/6	Det	3	128	42.7	0	1	48	0	39.7
11/12	at Chi	4	160	40.0	0	1	53	0	38.0
11/19	Bal								
11/26	at Pit								
12/3	TB								
12/10	at Cle								
12/17	at Car								
12/23	Min								
12/31	at Det								
SEASON		39	1758	45.1	0	13	62	0	43.5
CAREER		39	1758	45.1	0	13	62	0	43.5

KICKING

M.Crosby

		FG	PAT	Pts	Kickoffs			OB
					No. Ret	TB	Pct	
9/10	Sea	1/1	2/2	5	4	1	25.0	0
9/17	at Atl	1/1	2/2	5	2	3	60.0	0
9/24	Cin	2/2	3/3	9	1	5	83.3	0
9/28	Chi	0/0	5/5	5	1	4	80.0	0
10/8	at Dal	1/1	2/4	5	1	6	85.7	0
10/15	at Min	1/1	1/1	4	1	2	66.7	0
10/22	NO	1/2	2/2	5	2	2	50.0	0
11/6	Det	1/2	2/2	5	1	1	50.0	0
11/12	at Chi	3/4	2/2	11	6	0	0.0	0
11/19	Bal							
11/26	at Pit							
12/3	TB							
12/10	at Cle							
12/17	at Car							
12/23	Min							
12/31	at Det							
SEASON		11/14	21/23	54	19	24	55.8	0
CAREER		273/340	502/511	1321	601	296	32.5	16

ADDITIONAL KICKOFFS:

ONSIDE KICK RECOVERIES

OWN KICKS (0/0)

OPPONENT KICKS (0/0)

BLOCKED KICKS

PACKERS (1)

BLOCKED PUNTS

OPPONENTS (1)

KICKOFF

J.Janis

T.Davis

RETURNS

		No	Yds	Avg	Lg	TD	No	Yds	Avg	Lg	TD
9/10	Sea	0	0	--	--	0	0	0	--	--	0
9/17	at Atl	0	0	--	--	0	0	0	--	--	0
9/24	Cin	0	0	--	--	0	0	0	--	--	0
9/28	Chi	0	0	--	--	0	0	0	--	--	0
10/8	at Dal	1	17	17.0	17	0	0	0	--	--	0
10/15	at Min	1	11	11.0	11	0	2	55	27.5	29	0
10/22	NO	0	0	--	--	0	2	52	26.0	27	0
11/6	Det	0	0	--	--	0	7	140	20.0	28	0
11/12	at Chi	0	0	--	--	0	2	51	25.5	34	0
11/19	Bal										
11/26	at Pit										
12/3	TB										
12/10	at Cle										
12/17	at Car										
12/23	Min										
12/31	at Det										
SEASON		2	28	14.0	17	0	13	298	22.9	34	0
CAREER		22	553	25.1	17	0	16	362	22.6	34	0

ADDITIONAL KICKOFF RETURNS:

PUNT

RETURNS

T.Davis

		No	Yds	Avg	FC	Lg	TD	No	Yds	Avg	FC	Lg	TD
9/10	Sea	2	0	0.0	1	0	0						
9/17	at Atl	0	0	--	3	--	0						
9/24	Cin	5	70	14.0	1	33	0						
9/28	Chi	1	5	5.0	2	5	0						
10/8	at Dal	0	0	--	0	--	0						
10/15	at Min	1	8	8.0	2	8	0						
10/22	NO	0	0	--	1	--	0						
11/6	Det	0	0	--	0	--	0						
11/12	at Chi	4	42	10.5	0	15	0						
11/19	Bal												
11/26	at Pit												
12/3	TB												
12/10	at Cle												
12/17	at Car												
12/23	Min												
12/31	at Det												
SEASON		13	125	9.6	10	33	0						
CAREER		22	240	10.9	21	55	0						

SPECIAL TEAMS FUMBLE STATISTICS

FORCED FUMBLES (0)

FUMBLE RECOVERIES (1)

Q.Rollins - (1) vs. Cincinnati, Sept. 24 (W.Jackson)

BLOCKED FIELD GOALS

A.Robinson - (1) vs. Detroit, Nov. 6 (M.Crosby)

BLOCKED PATS

K.Clark - (1) vs. New Orleans, Oct. 22 (W.Lutz)

DRIVE STATISTICS

PACKERS SCORING DRIVES (game-by-game)

Date	Opponent	Plays	Yards	Time	Result	Qtr	Scoring Play	Quarterback
9/10	Seattle	1	6	0:06	TD	3	T.Montgomery 6 run	A.Rodgers
9/10	Seattle	9	75	4:03	TD	3	A.Rodgers 32 pass to J.Nelson	A.Rodgers
9/10	Seattle	12	53	5:37	FG	4	M.Crosby 40 field goal	A.Rodgers
9/17	at Atlanta	11	75	6:08	TD	1	T.Montgomery 1 run	A.Rodgers
9/17	at Atlanta	11	65	4:31	FG	3	M.Crosby 28 field goal	A.Rodgers
9/17	at Atlanta	13	75	6:37	TD	4	A.Rodgers 33 pass to D.Adams	A.Rodgers
9/17	at Atlanta	8	85	3:44	TD	4	A.Rodgers 1 pass to T.Montgomery	A.Rodgers
9/24	Cincinnati	6	60	1:54	TD	1	A.Rodgers 1 pass to L.Kendricks	A.Rodgers
9/24	Cincinnati	8	75	5:06	TD	3	A.Rodgers 1 pass to J.Nelson	A.Rodgers
9/24	Cincinnati	8	52	2:58	FG	4	M.Crosby 28 field goal	A.Rodgers
9/24	Cincinnati	12	75	3:29	TD	4	A.Rodgers 3 pass to J.Nelson	A.Rodgers
9/24	Cincinnati	5	70	1:17	FG	OT	M.Crosby 27 field goal	A.Rodgers
9/28	Chicago	10	75	5:11	TD	1	A.Rodgers 5 pass to D.Adams	A.Rodgers
9/28	Chicago	3	3	0:45	TD	1	A.Rodgers 2 pass to R.Cobb	A.Rodgers
9/28	Chicago	2	60	0:40	TD	2	A.Jones 2 run	A.Rodgers
9/28	Chicago	13	63	7:43	TD	3	A.Rodgers 4 pass to J.Nelson	A.Rodgers
9/28	Chicago	6	42	2:51	TD	4	A.Rodgers 8 pass to J.Nelson	A.Rodgers
10/8	at Dallas	8	75	4:23	TD	1	A.Rodgers 10 pass to D.Adams	A.Rodgers
10/8	at Dallas	13	75	5:16	TD	2	A.Jones 7 run	A.Rodgers
10/8	at Dallas	9	71	3:51	FG	3	M.Crosby 22 field goal	A.Rodgers
10/8	at Dallas	14	88	7:43	TD	4	A.Rodgers 10 pass to J.Nelson	A.Rodgers
10/8	at Dallas	9	75	1:02	TD	4	A.Rodgers 12 pass to D.Adams	A.Rodgers
10/15	at Minnesota	3	18	1:24	TD	2	B.Hundley 14 pass to D.Adams	B.Hundley
10/15	at Minnesota	7	30	2:11	FG	2	M.Crosby 26 field goal	B.Hundley
10/22	vs. New Orleans	5	75	2:00	TD	1	A.Jones 46 run	B.Hundley
10/22	vs. New Orleans	8	75	3:54	TD	2	B.Hundley 14 run	B.Hundley
10/22	vs. New Orleans	10	53	4:18	FG	4	M.Crosby 46 field goal	B.Hundley
11/6	vs. Detroit	12	68	2:47	FG	2	M.Crosby 35 field goal	B.Hundley
11/6	vs. Detroit	7	78	2:39	TD	4	B.Hundley 1 run	B.Hundley
11/6	vs. Detroit	6	75	1:42	TD	4	J.Williams 1 run	B.Hundley
11/12	at Chicago	11	70	4:37	FG	1	M.Crosby 40 field goal	B.Hundley
11/12	at Chicago	3	79	1:43	TD	2	T.Montgomery 37 run	B.Hundley
11/12	at Chicago	10	40	4:44	FG	3	M.Crosby 24 field goal	B.Hundley
11/12	at Chicago	10	26	4:20	FG	4	M.Crosby 50 field goal	B.Hundley
11/12	at Chicago	8	75	5:10	TD	4	B.Hundley 19 pass to D.Adams	B.Hundley

Scoring-Drive Length, Regular Season

Length (minus)	Packers		Opponent	
	TD	FG	TD	FG
0—9	3	0	0	3
10—19	1	1	0	1
20—29	0	1	0	0
30—39	0	1	1	2
40—49	1	1	1	2
50—59	0	2	3	6
60—69	3	2	1	4
70—79	14	3	9	1
80—89	2	0	3	0
90—99	0	0	1	0
SEASON	24	11	22	19

Possessions at a glance

Reg. Season	No.	Avg. Snaps	*3-Plays & Out	Snaps/ TD
Packers	93	62	23	23.2
Opponent	93	63	16	28.6

*—less if turnover, no first downs or score

Game-Opening Drives

Game		Packers			Opponent		
		Pts	FD	Yds	Pts	FD	Yds
9/10	Sea	0	4	51	0	0	-9
9/17	at Atl	7	5	75	7	4	86
9/24	Cin	7	4	60	7	5	79
9/28	Chi	7	5	75	0	0	-13
10/8	at Dal	6	4	75	7	5	75
10/15	at Min	0	0	8	0	2	30
10/22	NO	7	3	75	0	3	55
11/6	Det	0	5	58	7	4	71
11/12	at Chi	3	3	70	0	1	15
11/19	Bal						
11/26	at Pit						
12/3	TB						
12/10	at Cle						
12/17	at Car						
12/23	Min						
12/31	at Det						
SEASON		37	33	547	28	24	389

Second-Half Opening Drives

Game		Packers			Opponent		
		Pts	FD	Yds	Pts	FD	Yds
9/10	Sea	0	1	10	0	0	-15
9/17	at Atl	0	0	-10	3	3	40
9/24	Cin	7	5	75	0	1	12
9/28	Chi	7	6	63	0	2	43
10/8	at Dal	3	3	71	0	1	20
10/15	at Min	0	1	16	3	4	57
10/22	NO	0	1	17	6	3	59
11/6	Det	0	1	17	3	3	50
11/12	at Chi	3	2	40	0	0	-2
11/19	Bal						
11/26	at Pit						
12/3	TB						
12/10	at Cle						
12/17	at Car						
12/23	Min						
12/31	at Det						
SEASON		20	20	299	15	17	264

DRIVE STATISTICS

YARDS-GAINED ANALYSIS, REGULAR SEASON

	1st Down			2nd Down.			3rd Down.			4th Down.			Season			By Quarter				By Half		
	Att	Yds	Avg	Att	Yds	Avg	Att	Yds	Avg	Att	Yds	Avg	Att	Yds	Avg	1st	2nd	3rd	4th	1st	2nd	OT
Packers	244	1321	5.4	184	760	4.1	117	665	5.7	11	77	7.7	556	2823	5.1	605	543	718	887	1148	1605	70
Opponents	252	1312	5.2	198	1202	6.1	113	639	5.7	8	29	3.6	571	3182	5.6	716	1017	622	822	1733	1444	5

DRIVE ENGINEERING, REGULAR SEASON

QB	Drives	Drives ended by					BLK	DOWN	TO	SAF	CLK	Points Yielded
	Started	TD	FG	MFG	PUNT							
A.Rodgers	52	17	5	0	22	0	0	4	0	4	130	
B.Hundley	41	7	6	3	17	0	3	4	0	1	67	
Packers	93	24	11	3	39	0	3	8	0	5	197	
Opponents	93	20	18	3	31	0	2	13	0	6	193	

RED-ZONE EFFICIENCY

	Regular Season	
	Packers	Opponent
Times Penetrated Opponent 20	29	23
Total Scores	27	23
Touchdowns.	20	16
Field Goals-Attempts	7-8	7-7
Touchdown Percentage689	.696
Scoring Percentage.931	1.000
Turnovers	1	0
Downs	0	0
Missed Field Goals	1	0
Time Ran Out	0	0
Ended Not Trying To Score	0	0
Scores From Outside The 20	8	15
Touchdowns.	4	4
Field Goals	4	11

AVERAGE FIELD POSITION

	Regular Season	
	Packers	Opponent
Drives Started	93	93
Average Field Position	GB26	OPP28
Drives Started in Plus Territory.	7	8
Scores	6	4
Touchdowns.	3	2
Field Goals	2	2
Missed Field Goals	0	1
Blocked Field Goals	0	0
Punts	0	1
Turnovers	0	2
Turnover on Downs	0	0
Ran Out Clock.	1	0
Did Not Attempt to Score	0	0
Drives Started Inside Own 20.	28	20

GOAL-TO-GO SITUATIONS, REGULAR SEASON

	Summary							GTG Plays			
	Total	TD	Pct	FG	MFG	TO	CLK	DOWN	Plays	TD	Pct
Packers	18	14	.778	4	0	0	0	0	40	14	.350
Opponents	13	10	.769	3	0	0	0	0	37	10	.270

2017 SUPERLATIVES

LONGEST REGULAR-SEASON RETURNS

Packers

Type	Yards	Opp. Date	Player
Fumble	63	at Min, Oct. 15	C.Matthews
Kickoff	34	at Chi, Nov. 12	T.Davis
Punt	33	vs. Cin, Sept. 24	T.Davis
Kickoff	29	at Min, Oct. 15	T.Davis
Kickoff	28	vs. Det, Nov. 6	T.Davis
Kickoff	27	vs. NO, Oct. 22	T.Davis
Kickoff	26	at Min, Oct. 15	T.Davis
Kickoff	25	vs. NO, Oct. 22	T.Davis
Kickoff	25	vs. Det, Nov. 6	T.Davis
Kickoff	23	vs. Det, Nov. 6	T.Davis
Interception	21t	at Dal, Oct. 8	D.Randall
Kickoff	20	vs. Det, Nov. 6	T.Davis
Kickoff	19	vs. Det, Nov. 6	T.Davis
Kickoff	17	at Dal, Oct. 8	J.Janis
Kickoff	17	at Chi, Nov. 12	T.Davis
Punt	15	at Chi, Nov. 12	T.Davis

No. of returns 20-plus yards in length: 12
 No. of returns 40-plus yards in length: 1

Opponent

Type	Yards	Opp. Date	Player
Interception	75t	vs. Cin, Sept. 24	W.Jackson
Kickoff	43	vs. Sea, Sept. 10	T.Lockett
Kickoff	39	vs. NO, Oct. 22	T.Lewis
Kickoff	34	at Chi, Nov. 12	T.Cohen
Kickoff	27	vs. Chi, Sept. 28	D.Thompson
Kickoff	25	vs. Chi, Sept. 28	B.Cunningham
Kickoff	25	at Dal, Oct. 8	R.Switzer
Interception	24	vs. Sea, Sept. 10	N.Jones
Kickoff	24	at Chi, Nov. 12	T.Cohen
Kickoff	21	at Chi, Nov. 12	T.Cohen
Kickoff	20	vs. Cin, Sept. 24	A.Erickson
Punt	20	vs. Cin, Sept. 24	A.Erickson
Interception	19	at Min, Oct. 15	H.Smith
Kickoff	19	at Min, Oct. 15	S.Coley
Kickoff	19	at Chi, Nov. 12	B.Cunningham
Kickoff	18	vs. NO, Oct. 22	T.Lewis

No. of returns 20-plus yards in length: 12
 No. of returns 40-plus yards in length: 2

LONGEST REGULAR-SEASON PLAYS FROM SCRIMMAGE

Packers

Yards	Opp.	Play
72	vs. Cin	A.Rodgers to G.Allison
58	vs. Chi	A.Rodgers to J.Nelson
51	vs. Cin	A.Rodgers to L.Kendricks
46t	vs. NO	A.Jones run
46	vs. Det	B.Hundley to R.Cobb
42	at Chi	B.Hundley to D.Adams
41	vs. Cin	A.Rodgers to D.Adams
38	at Chi	B.Hundley to R.Cobb
37t	at Chi	T.Montgomery run
33t	at Atl	A.Rodgers to D.Adams
33	at Dal	A.Rodgers to M.Bennett
32t	vs. Sea	A.Rodgers to J.Nelson
29	vs. Sea	A.Rodgers to R.Cobb
26	vs. Sea	A.Rodgers to M.Bennett
26	vs. Chi	A.Rodgers to M.Bennett
26	vs. Chi	A.Rodgers to R.Cobb
26	at Min	B.Hundley to J.Nelson
24	at Dal	A.Rodgers to L.Kendricks
23	at Atl	A.Rodgers to T.Montgomery
23	at Atl	A.Rodgers to T.Montgomery
23	vs. Cin	A.Rodgers to J.Nelson
22	at Dal	A.Jones run
22	vs. NO	B.Hundley run

Long run:

46t	vs. NO	A.Jones
37t	at Chi	T.Montgomery
22	at Dal	A.Jones
22	vs. NO	B.Hundley
21	vs. NO	A.Jones
18	at Dal	A.Rodgers
17	at Chi	B.Hundley

No. plays 20-plus yards: 27
 No. plays 40-plus yards: 7

Opponent

Yards	Opp.	Play
63	vs. Det	M.Stafford to T.Riddick
49	at Dal	D.Prescott to B.Butler
47	vs. NO	D.Brees to T.Ginn
46t	at Chi	M.Trubisky to J.Bellamy
40	vs. NO	D.Brees to T.Ginn
35	at Atl	T.Coleman run
34	vs. Sea	R.Wilson to D.Baldwin
34	at Atl	M.Ryan to J.Jones
31	at Chi	M.Trubisky to A.Shaheen
30	vs. Sea	C.Carson run
29	vs. Sea	R.Wilson run
29	vs. Chi	M.Glennon to Z.Miller
28	vs. Sea	R.Wilson to P.Richardson
27	at Atl	M.Ryan to J.Jones
27t	at Min	C.Keenum to J.McKinnon
26	at Chi	M.Trubisky to D.Inman
25	vs. Cin	G.Bernard run
25	at Dal	E.Elliott run
25	at Min	C.Keenum to L.Treadwell
25	at Chi	J.Howard 25 run
25t	vs. Det	M.Stafford to M.Jones
24	at Atl	M.Ryan to M.Sanu
24	at Atl	M.Ryan to M.Sanu
24	vs. NO	D.Brees to A.Kamara

Long run:

35	at Atl	T.Coleman
30	vs. Sea	C.Carson
29	vs. Sea	R.Wilson
25	vs. Cin	G.Bernard
25	at Dal	E.Elliott
25	at Chi	J.Howard
23	vs. NO	M.Ingram

No. plays 20-plus yards: 41
 No. plays 40-plus yards: 5

MISCELLANEOUS

WEEKLY INACTIVES

9/10	Seattle:	M.Adams, B.Bulaga, Q.Dial, J.Hawkins, A.Jones, L.Patrick, L.Pipkins
9/17	at Atlanta:	M.Adams, D.Bakhtiari, A.Brooks, B.Bulaga, D.Mays, L.Pipkins, J.Spriggs
9/24	Cincinnati:	D.Bakhtiari, K.Brice, R.Cobb, M.Daniels, D.House, N.Perry, J.Ryan
9/28	Chicago:	M.Adams, D.Bakhtiari, B.Bulaga, M.Daniels, D.House, D.Mays, L.Pipkins
10/8	at Dallas:	M.Adams, D.Bakhtiari, T.Montgomery, C.Odom, A.Pankey, L.Pipkins, J.Thomas
10/15	at Minnesota:	M.Adams, A.Brooks, M.Burnett, D.House, K.King, A.Pankey, J.Thomas
10/22	New Orleans:	M.Adams, A.Brooks, M.Burnett, D.Mays, A.Pankey, L.Taylor, J.Thomas
11/6	Detroit:	M.Bennett, A.Brooks, D.Brown, Q.Dial, U.John, A.Pankey, J.Thomas
11/12	at Chicago:	D.Brown, B.Bulaga, M.Burnett, Q.Dial, D.Mays, C.Odom
11/19	Baltimore:	
11/26	at Pittsburgh:	
12/3	Tampa Bay:	
12/10	at Cleveland:	
12/17	at Carolina:	
12/23	Minnesota:	
12/31	at Detroit:	

SEASON TOTALS: M.Adams (6), D.Bakhtiari (4), B.Bulaga (4), A.Brooks (4), D.Mays (4), A.Pankey (4), L.Pipkins (4), J.Thomas (4), M.Burnett (3), Q.Dial (3), D.House (3), D.Brown (2), M.Daniels (2), C.Odom (2), M.Bennett (1), K.Brice (1), R.Cobb (1), J.Hawkins (1), U.John (1), A.Jones (1), K.King (1), T.Montgomery (1), L.Patrick (1), N.Perry (1), J.Ryan (1), J.Spriggs (1), L.Taylor (1).

TIME SPENT IN THE LEAD

Opponent	In Lead	Packers Trailing
9/10	Sea.....	25:33 4:27
9/17	at Atl.....	0:00 54:09
9/24	Cin.....	0:00 41:17
9/28	Chi.....	50:11 0:00
10/8	at Dal.....	12:03 24:54
10/15	at Min.....	0:00 20:59
10/22	NO.....	6:49 29:06
11/6	Det.....	0:00 51:56
11/12	at Chi.....	25:18 0:00
11/19	Bal	
11/26	at Pit	
12/3	TB	
12/10	at Cle	
12/17	at Car	
12/23	Min	
12/31	at Det	
SEASON	1:59:54 3:46:48
SEASON AVG	13:19 25:12

TWO-POINT CONVERSIONS

REGULAR SEASON

Packers (0-2):

Opponent (0-0):

NON-OFFENSIVE SCORES

REGULAR SEASON

Packers (1): D.Randall 21-yard interception return at Dal, Oct. 8.

Opponent (2): D.Trufant 15-yard fumble return at Atl, Sept. 17; W.Jackson 75-yard interception return vs. Cin, Sept. 24.

PENALTIES AND REPLAY CHALLENGES

PENALTY STATISTICS

	Regular Season	
	Packers	Opponent
Times Penalized after Offensive Gain	6	7
Gains Wiped Out, Offensive Penalties	45	111
Touchdowns Cost	2	0
Field Goals Cost	0	0
First Downs Lost	1	3
Intentional-Grounding Penalties	0	1
Defensive Pass Interference, Times Flagged	2	10
Yards Given Up	48	119
Defensive 3rd/4th Down Flags (kept drive alive)	8	8
Kick/Punt Return Penalties	7	4
Return Yards Wiped Out	129	20

Touchdowns nullified — GREEN BAY (2): A.Rodgers 3-yard pass to R.Cobb at Atl (Sept. 17), A.Rodgers 6-yard pass to D.Adams vs. Chi (Sept. 28)

OPPONENTS (0):

2017 REGULAR-SEASON REPLAY CHALLENGES

PACKERS (1/2)

Date, Opp.	Initial Ruling	Ruling
9/28, vs. Chi	Downed punt by J.Janis, no fumble	Upheld
10/8, at Dal	C.Beasley first-down reception	Reversed

OPPONENTS (1/3)

Date, Opp.	Initial Ruling	Ruling
9/28, vs. Chi	M.Bennett first-down reception	Reversed
10/8, at Dal	E.Elliott stopped short of the line to gain	Reversed
11/12, at Chi	B.Cunningham out of bounds	Reversed

REPLAY ASSISTANT (2/5)

Last two minutes of the half, overtime, turnovers and scoring plays

Date, Opp.	Initial Ruling	Ruling
9/17 at Atl	A.Rodgers fumbles, recovered by D.Trufant	Upheld
9/24 vs. Cin	D.Adams fumbles, recovered by D.Kirkpatrick	Reversed
10/8 at Dal	A.Rodgers completed pass to A.Jones	Upheld
10/15 at Min	J.McKinnon touchdown	Upheld
10/15 at Min	B.Hundley completed touchdown pass to T.Montgomery	Reversed

2017 REGULAR-SEASON PENALTIES ACCEPTED (58)

OFFENSE (21)

Delay of Game (3) — A.Rodgers vs. Sea (Sept. 10), A.Rodgers vs. Cin (Sept. 24), B.Hundley at Chi (Nov. 12)

False Start (7) — J.McCray at Atl (Sept. 17), R.Cobb at Atl (Sept. 17), L.Kendricks at Atl (Sept. 17), K.Murphy at Atl (Sept. 17), M.Bennett vs. Chi (Sept. 28), J.McCray at Dal (Oct. 8), B.Bulaga vs. NO (Oct. 22)

Holding (5) — J.Evans vs. Sea (Sept. 10), J.Evans vs. Sea (Sept. 10), C.Linsley at Atl (Sept. 17), J.McCray vs. Chi (Sept. 28), C.Linsley at Min (Oct. 15)

Illegal Motion (1) — A.Rodgers at Atl (Sept. 17)

Pass Interference (3) — M.Bennett at Atl (Sept. 17), G.Allison at Atl (Sept. 17), R.Rodgers vs. NO (Oct. 22)

Taunting (1) — R.Cobb vs. Sea (Sept. 10)

Unnecessary Roughness (1) — M.Bennett vs. Sea (Sept. 10)

DEFENSE (21)

Encroachment (1) — D.Lowry vs. Chi (Sept. 28)

Facemask (1) — M.Evans vs. Cin (Sept. 24)

Holding (3) — C.Matthews vs. Chi (Sept. 28), B.Martinez at Min. (Oct. 15), K.Clark at Chi (Nov. 12)

Horse-Collar Tackle (1) — K.Brice vs. NO (Oct. 22)

Illegal Contact (1) — J.Jones at Min. (Oct. 15)

Neutral-Zone Infraction (3) — Q.Rollins at Min. (Oct. 15), R.Jean Francois at Min. (Oct. 15), D.Lowry vs. NO (Oct. 22)

Offside (4) — N.Perry vs. Sea (Sept. 10), N.Perry at Dal (Oct. 8), C.Matthews vs. Det (Nov. 6), A.Brooks at Chi (Nov. 12)

Pass Interference (2) — K.King vs. Cin (Sept. 24), J.Hawkins at Min. (Oct. 15)

Taunting (1) — D.Randall at Dal (Oct. 8)

Unnecessary Roughness (4) — H.Clinton-Dix vs. Chi (Sept. 28), B.Martinez at Dal (Oct. 8), J.Ryan at Min. (Oct. 15), M.Daniels vs. Det (Nov. 7)

SPECIAL TEAMS (16)

Holding (1) — J.Williams vs. NO (Oct. 22)

Illegal Block above the Waist (2) — J.Thomas at Chi (Nov. 12), L.Pipkins at Chi (Nov. 12)

Illegal Block in the Back (4) — J.Janis at Atl (Sept. 17), K.Fackrell vs. Cin (Sept. 24), J.Hawkins vs. Chi (Sept. 28), M.Evans at Min. (Oct. 15)

Illegal Formation (2) — Team vs. Chi (Sept. 28), K.Clark at Dal (Oct. 8)

Illegal Motion (1) — J.Jones vs. NO (Oct. 22)

Fair-Catch Interference (1) — J.Jones vs. NO (Oct. 22)

False Start (2) — M.Evans vs. Sea (Sept. 10), J.Jones vs. NO (Oct. 22)

Offsides (2) — J.Jones vs. Sea (Sept. 10), K.Brice at Dal (Oct. 8)

Unsportsmanline Conduct (1) — M.McCarthy at Atl (Sept. 17)

TURNOVER STATISTICS AND NOTES

TURNOVER ANALYSIS

	Packers Take			Packers Give			Diff	Cum	NFC Rank	NFL Rank
	Int	Fum	Tot	Int	Fum	Tot				
SEA	0	1	1	1	0	1	0	0	5t	9t
Atl	0	0	0	1	1	2	-2	-2	14	25t
CIN	0	1	1	1	0	1	0	-2	12t	22t
CHI	2	2	4	0	0	0	+4	+2	3t	8t
Dal	1	2	3	0	1	1	+2	+4	2t	5t
Min	1	1	2	3	0	3	-1	+3	5	8t
NO	2	0	2	1	0	1	+1	+4	3t	6t
BYE	-	-	-	-	-	-	-	+4	4t	8t
DET	0	1	1	0	0	0	+1	+5	3t	6t
Chi	0	1	1	0	0	0	+1	+6	3t	6t
BAL										
Pit										
TB										
Cle										
Car										
MIN										
Det										
Total	6	9	15	7	2	9	+6	+6		

HOME GAMES UPPERCASED IN BOLD

Regular-Season Takeaway Breakdown

	Packers	Opponent
Total	15	9
Interceptions	6	7
Fumble Rec.	9	2
Points off Turnovers	44	31
Touchdowns	6	4
Field Goals	1	1
Didn't attempt score	8	3

REGULAR-SEASON TOUCHDOWN RETURNS

Packers (1): D.Randall 21-yard interception return.
Opponent (2): D.Trufant 15-yard fumble return;
 W.Jackson 75-yard interception return.

2017 RECORD WHEN...

When...	Record	Postseason
+4 turnover margin	1-0	0-0
+3 turnover margin	0-0	0-0
+2 turnover margin	1-0	0-0
+1 turnover margin	1-2	0-0
even turnover margin	2-0	0-0
-1 turnover margin	0-1	0-0
-2 turnover margin	0-1	0-0
-3 turnover margin	0-0	0-0
-4 turnover margin	0-0	0-0
recording 0 takeaways	0-1	0-0
recording 1 takeaway	3-1	0-0
recording 2 takeaways	0-2	0-0
recording 3 takeaways	1-0	0-0
recording 4 takeaways	1-0	0-0
recording 5 takeaways	0-0	0-0
recording 0 giveaways	2-1	0-0
recording 1 giveaway	3-1	0-0
recording 2 giveaways	0-1	0-0
recording 3 giveaways	0-1	0-0
recording 4 giveaways	0-0	0-0
recording 5 giveaways	0-0	0-0
recording 0 interceptions	3-2	0-0
recording 1 interception	1-1	0-0
recording 2 interceptions	1-1	0-0
recording 3 interceptions	0-0	0-0
recording 4 interceptions	0-0	0-0
surrendering 0 interceptions	3-1	0-0
surrendering 1 interception	2-2	0-0
surrendering 2 interceptions	0-0	0-0
surrendering 3 interceptions	0-1	0-0
recovering 0 fumbles	1-2	0-0
recovering 1 fumble	2-2	0-0
recovering 2 fumbles	2-0	0-0
recovering 3 fumbles	0-0	0-0
losing 0 fumbles	4-3	0-0
losing 1 fumble	1-1	0-0
losing 2 fumbles	0-0	0-0
losing 3 fumbles	0-0	0-0

TAKEAWAY SUMMARY (15)

9/10	Seattle:	K.Fackrell (fumble recovery).
9/17 at	Atlanta:	None
9/24	Cincinnati:	Q.Rollins (fumble recovery).
9/28	Chicago:	J.Ryan (fumble recovery), B.Martinez (fumble recovery), H.Clinton-Dix (interception), K.Brice (interception).
10/8 at	Dallas:	D.Randall (interception), N.Perry (fumble recovery), Q.Rollins (fumble recovery).
10/15 at	Minnesota:	C.Matthews (fumble recovery), D.Randall (interception).
10/22	New Orleans:	D.House (interception), D.Randall (interception).
11/6	Detroit:	D.Randall (fumble recovery).
11/12 at	Chicago:	Fumble out of bounds in end zone.
11/19	Baltimore:	
11/26 at	Pittsburgh:	
12/3	Tampa Bay:	
12/10 at	Cleveland:	
12/17 at	Carolina:	
12/23	Minnesota:	
12/31 at	Detroit:	

SEASON TOTALS: D.Randall 4 (three interceptions, fumble recovery), Q.Rollins 2 (two fumble recoveries), K.Brice 1 (interception), H.Clinton-Dix 1 (interception), K.Fackrell 1 (fumble recovery), D.House 1 (interception), B.Martinez 1 (fumble recovery), C.Matthews 1 (fumble recovery), N.Perry 1 (fumble recovery), J.Ryan 1 (fumble recovery).

Note: Only fumbles lost are credited. Fumbles in which the team maintained possession are not included.

GIVEAWAY SUMMARY (9)

9/10	Seattle:	A.Rodgers (interception).
9/17 at	Atlanta:	A.Rodgers (interception), A.Rodgers (fumble).
9/24	Cincinnati:	A.Rodgers (interception).
9/28	Chicago:	None
10/8 at	Dallas:	N.Perry (fumble).
10/15 at	Minnesota:	B.Hundley 3 (three interceptions).
10/22	New Orleans:	B.Hundley (interception).
11/6	Detroit:	None
11/12 at	Chicago:	None
11/19	Baltimore:	
11/26 at	Pittsburgh:	
12/3	Tampa Bay:	
12/10 at	Cleveland:	
12/17 at	Carolina:	
12/23	Minnesota:	
12/31 at	Detroit:	

SEASON TOTALS: B.Hundley 4 (four interceptions), A.Rodgers 4 (three interceptions, fumble), N.Perry 1 (fumble).

Note: Only fumbles lost are credited. Fumbles in which the team maintained possession are not included.

TAKEAWAY POINTS

Packers Regular Season (44)

Date	Opp.	Turnover	Result	Points
9/10	vs. Sea	Fumble	TD	7
9/28	vs. Chi	Fumble	TD	7
9/28	vs. Chi	Fumble	TD	7
9/28	vs. Chi	Interception	TD	7
10/8	at Dal	Interception	TD	6
10/15	at Min	Fumble	TD	7
10/15	at Min	Interception	FG	3

Opponent Regular Season (31)

Date	Opp.	Turnover	Result	Points
9/17	at Atl	Interception	TD	7
9/17	at Atl	Fumble	TD	7
9/24	vs. Cin	Interception	TD	7
10/15	at Min	Interception	TD	7
10/15	at Min	Interception	FG	3

REGULAR-SEASON PLAYER PARTICIPATION

NFL WEEK Player	1	2	3	4	5	6	7	9	10	11	12	13	14	15	16	17	— Season Totals —			
	SEA	at ATL	CIN	CHI	at DAL	at MIN	NO	DET	at CHI	BAL	at PIT	TB	at CLE	at CAR	MIN	at DET	GP	GS	DNP	INA
Adams, Davante	3WR	3WR	WR	3WR	3WR	3WR	3WR	3WR	3WR								9	9	0	0
Adams, Montravius	INA	INA	SUB	INA	INA	INA	INA	SUB	SUB								3	0	0	6
Allison, Geronimo	SUS	SUB	SUB	SUB	SUB	SUB	SUB	SUB	SUB								8	0	0	0
Amichia, Kofi	PS	PS	PS	PS	PS	PS	PS	PS	PS								0	0	0	0
Bakhtiari, David	LT	INA	INA	INA	INA	INA	LT	LT	LT								5	5	0	4
Barclay, Don	IR	IR	IR	IR	IR	IR	IR	-	-								0	0	0	0
Bennett, Martellus	TE	TE	TE	TE	TE	TE	TE	INA	-								7	7	0	1
Biegel, Vince	PUP	PUP	PUP	PUP	PUP	PUP	PUP	SUB	SUB								2	0	0	0
Brice, Kentrell	SUB	SS	INA	SUB	SUB	SS	SS	IR	IR								6	3	0	1
Brooks, Ahmad	SUB	INA	LOLB	ROLB	SUB	INA	INA	INA	SUB								5	2	0	4
Brown, Donatello	PS	PS	PS	PS	PS	PS	PS	INA	INA								0	0	0	2
Bulaga, Bryan	INA	INA	RT	INA	RT	RT	RT	RT	INA								5	5	0	4
Burnett, Morgan	SS	ILB	3CB	SS	SS	INA	INA	ILB	INA								6	6	0	3
Byrd, Emanuel	-	-	-	-	-	-	-	PS	PS								0	0	0	0
Callahan, Joe	PS	PS	PS	PS	PS	PS	DNP	DNP	DNP								0	0	3	0
Clark, Kenny	NT	NT	NT	NT	NT	NT	NT	NT	NT								9	9	0	0
Clark, Michael	PS	PS	PS	PS	PS	PS	PS	PS	PS								0	0	0	0
Clinton-Dix, Ha Ha	FS	FS	FS	FS	FS	FS	FS	FS	FS								9	9	0	0
Cobb, Randall	WR	WR	INA	WR	WR	WR	WR	WR	WR								8	8	0	1
Crosby, Mason	SUB	SUB	SUB	SUB	SUB	SUB	SUB	SUB	SUB								9	0	0	0
Daniels, Mike	DT	DT	INA	INA	DT	DT	DT	DT	DT								7	7	0	2
Davis, Trevor	SUB	SUB	SUB	SUB	SUB	SUB	SUB	SUB	SUB								9	0	0	0
Dial, Quinton	INA	SUB	SUB	DT	SUB	SUB	SUB	INA	INA								7	1	0	2
Evans, Jahri	RG	RG	RG	RG	RG	RG	RG	RG	RG								9	9	0	0
Evans, Jerod	-	-	-	-	-	-	-	PS	PS								0	0	0	0
Evans, Marwin	SUB	SUB	SS	SUB	SUB	SUB	SUB	SUB	SUB								9	1	0	0
Fackrell, Kyler	SUB	SUB	SUB	SUB	SUB	SUB	SUB	SUB	SUB								9	0	0	0
Gilbert, Reggie	PS	PS	PS	PS	PS	PS	PS	PS	PS								0	0	0	0
Goode, Brett	SUB	SUB	SUB	IR	-	-	-	-	-								3	0	0	0
Goodson, Demetri	PUP	PUP	PUP	PUP	PUP	PUP	PUP	PUP	PUP								0	0	0	0
Greene, Darrell	-	PS	PS	PS	PS	PS	PS	PS	PS								0	0	0	0
Gunter, LaDarius	SUB	-	-	-	-	-	-	-	-								1	0	0	0
Hart, Derek	-	-	-	-	-	-	-	SUB	SUB								2	0	0	0
Hawkins, Josh	INA	SUB	SUB	SUB	SUB	RCB	SUB	SUB	SUB								8	1	0	1
House, Davon	LCB	LCB	INA	INA	LCB	INA	LCB	LCB	RCB								6	6	0	3
Hundley, Brett	DNP	DNP	DNP	SUB	DNP	SUB	QB	QB	QB								5	3	4	0
Janis, Jeff	SUB	SUB	SUB	SUB	SUB	SUB	SUB	SUB	SUB								9	0	0	0
Jean Francois, Ricky	SUB	-	SUB	SUB	SUB	SUB	SUB	-	-								6	0	0	0
John, Ulrick	-	-	-	DNP	DNP	SUB	DNP	INA	SUB								2	0	3	1
Jones, Aaron	INA	SUB	SUB	SUB	RB	SUB	RB	RB	RB								8	4	0	1
Jones, Josh	SUB	SUB	ILB	SUB	SUB	SUB	SUB	SS	SS								9	3	0	0
Kendricks, Lance	SUB	SUB	2TE	SUB	SUB	SUB	SUB	TE	TE								9	3	0	0
King, Kevin	SUB	SUB	RCB	RCB	RCB	INA	RCB	RCB	SUB								8	5	0	1
Linsley, Corey	C	C	C	C	C	C	C	C	C								9	9	0	0
Lowry, Dean	DE	SUB	DE	DE	DE	DE	DE	SUB	SUB								9	7	0	0
Lunsford, Izaah	PS	PS	PS	PS	PS	PS	PS	PS	PS								0	0	0	0
Martinez, Blake	ILB	ILB	ILB	ILB	ILB	ILB	ILB	ILB	ILB								9	9	0	0
Mathews, Derrick	PS	PS	PS	PS	PS	PS	PS	PS	PS								0	0	0	0
Mathews, Clay	LOLB	LOLB	ROLB	LOLB	ROLB	ROLB	LOLB	LOLB	LOLB								9	9	0	0
Mays, Devante	SUB	INA	SUB	INA	SUB	DNP	INA	DNP	INA								3	0	2	4
McCaffrey, Max	-	-	-	-	-	-	-	-	PS								0	0	0	0
McCray, Justin	SUB	RT	SUB	RT	LG	SUB	LG	SUB	RT								9	5	0	0
Montgomery, Ty	RB	RB	RB	RB	INA	RB	SUB	SUB	SUB								8	5	0	1
Murphy, Kyle	RT	LT	LT	IR	IR	IR	IR	IR	IR								3	3	0	0
Nelson, Jordy	WR	WR	WR	WR	WR	WR	WR	WR	WR								9	9	0	0
Odom, Chris	SUB	DNP	SUB	SUB	INA	SUB	SUB	SUB	INA								6	0	1	2
Pankey, Adam	PS	DNP	DNP	DNP	INA	INA	INA	INA	DNP								0	0	4	4
Patrick, Lucas	INA	SUB	SUB	LG	SUB	SUB	SUB	SUB	SUB								8	2	0	1
Pepper, Taybor	-	-	-	SUB	SUB	SUB	SUB	IR	IR								4	0	0	0
Perry, Nick	ROLB	ROLB	INA	SUB	LOLB	LOLB	ROLB	ROLB	ROLB								8	7	0	1
Pipkins, Lenzy	INA	INA	SUB	INA	INA	SUB	SUB	SUB	SUB								5	0	0	4
Randall, Damarious	RCB	RCB	LCB	LCB	SUB	LCB	SUB	3CB	LCB								9	7	0	0
Ripkowski, Aaron	SUB	SUB	SUB	SUB	SUB	SUB	SUB	SUB	SUB								9	0	0	0
Rodgers, Aaron	QB	QB	QB	QB	QB	QB	IR	IR	IR								6	6	0	0
Rodgers, Richard	SUB	SUB	SUB	SUB	SUB	SUB	SUB	SUB	SUB								9	0	0	0
Rollins, Quinten	SUB	3CB	SUB	SUB	SUB	SUB	IR	IR	IR								6	1	0	0
Ryan, Jake	ILB	SUB	INA	ILB	ILB	ILB	ILB	SUB	ILB								8	6	0	1
Spriggs, Jason	SUB	INA	IR	IR	IR	IR	IR	IR	IR								1	0	0	1
Taylor, Lane	LG	LG	LG	LT	LT	LG	INA	LG	LG								8	8	0	1
Talley, David	IR	IR	IR	IR	IR	IR	IR	IR	IR								0	0	0	0
Thomas, Joe	SUB	SUB	SUB	SUB	INA	INA	INA	INA	SUB								5	0	0	4
Vogel, Justin	SUB	SUB	SUB	SUB	SUB	SUB	SUB	SUB	SUB								9	0	0	0
Waters, Herb	IR	IR	IR	IR	IR	IR	IR	IR	IR								0	0	0	0
Whitehead, Jermaine	PS	PS	PS	PS	PS	PS	SUB	SUB	SUB								3	0	0	0
Williams, Jamaal	SUB	SUB	SUB	SUB	SUB	SUB	SUB	SUB	SUB								9	0	0	0
Yancey, DeAngelo	PS	PS	PS	PS	PS	PS	PS	PS	PS								0	0	0	0

STARTERS IN BOLD AT POSITION; DNP — Did not play; INA — Inactive; IR — Injured reserve; PS — Practice squad; PUP — Reserve/Physically Unable to Perform; SUB — Substitute; SUS — Reserve/Suspended; 3CB — Started as third cornerback; 3WR — Started as third wide receiver, 2TE — Started as second tight end.

SEASON-HIGHS/W-L BREAKDOWN

INDIVIDUAL

Longest Scoring Run — 46, A.Jones, Oct. 22 vs. New Orleans
 Longest Non-Scoring Run — 22, two times, most recently B.Hundley, Oct. 22 vs. New Orleans

Longest Scoring Pass — 33, A.Rodgers to D.Adams, Sept. 17 at Atlanta
 Longest Non-Scoring Pass — 72, A.Rodgers to G.Allison, Sept. 24 vs. Cincinnati

Longest Kickoff Return — 34, T.Davis, Nov. 12 at Chicago
 Longest Punt Return — 33, T.Davis, Sept. 24 vs. Cincinnati
 Longest Interception Return — 21t, D.Randall, Oct. 8 at Dallas
 Longest Fumble Return — 63, C.Matthews, Oct. 15 at Minnesota

Longest Punt — 62, J.Vogel, Sept. 28 vs. Chicago

Longest Field Goal — 50, M.Crosby, Nov. 12 at Chicago
 Most Field Goals Attempted — 4, M.Crosby, Nov. 12 at Chicago
 Most Field Goals Made — 3, M.Crosby, Nov. 12 at Chicago

Most Touchdowns — 2, four times, most recently D.Adams, Oct. 8 at Dallas
 Most Rushing Attempts — 20, J.Williams, Nov. 12 at Chicago
 Most Rushing Yards — 131, A.Jones, Oct. 22 vs. New Orleans

Most Passing Attempts — 50, A.Rodgers, Sept. 17 at Atlanta
 Most Completions — 33, A.Rodgers, Sept. 17 at Atlanta
 Most Passing Yards — 343, A.Rodgers, Sept. 17 at Atlanta
 Most Touchdown Passes — 4, A.Rodgers, Sept. 28 vs. Chicago

Most Receptions — 9, R.Cobb, Sept. 10 vs. Seattle
 Most Receiving Yards — 122, G.Allison, Sept. 24 vs. Cincinnati

Most Total Yards from Scrimmage — 138, A.Jones, Oct. 22 vs. New Orleans

Most Defensive Interceptions — 1, six times, most recently D.Randall and D.House, Oct. 22 vs. New Orleans
 Most Tackles — 15, B.Martinez, Oct. 22 vs. New Orleans
 Most Solo Tackles — 13, B.Martinez, Oct. 22 vs. New Orleans
 Most Sacks — 3.0, N.Perry, Nov. 12 at Chicago
 Most Passes Defensed — 3, three times, most recently B.Martinez, Oct. 15 at Minnesota

TEAM

Offensive Most...
 First Downs — 26, Sept. 10 vs. Seattle
 Rushing Attempts — 37, Nov. 12 at Chicago
 Rushing Yards — 181, Oct. 22 vs. New Orleans
 Pass Attempts — 50, Sept. 17 at Atlanta
 Completions — 33, Sept. 17 at Atlanta
 TDs Thrown — 4, Sept. 28 vs. Chicago
 Ints. Thrown — 3, Oct. 15 at Minnesota
 Net Passing Yards — 308, Sept. 17 at Atlanta
 Offensive Plays — 74, Sept. 10 vs. Seattle
 Total Offense — 370, Sept. 10 vs. Seattle
 Time of Possession — 39:13, Sept. 10 vs. Seattle
 Turnovers — 3, Oct. 15 at Minnesota
 Fumbles — 2, two times, most recently Oct. 22 vs. New Orleans
 Fumbles Lost — 1, two times, most recently Oct. 8 at Dallas

Longest Scoring Drives
 Plays — 14, Oct. 8 at Dallas
 Yards — 88, Oct. 8 at Dallas
 Time — 7:43, two times, most recently Oct. 8 at Dallas

Shortest Scoring Drives
 Plays — 1, Sept. 10 vs. Seattle
 Yards — 3, Sept. 28 vs. Chicago
 Time — 0:06, Sept. 10 vs. Seattle

Defensive Fewest...
 First Downs Allowed — 12, Sept. 10 vs. Seattle
 Rushing Att. Allowed — 17, Nov. 12 at Chicago
 Rushing Yards Allowed — 55, Nov. 12 at Chicago
 Pass Att. Allowed — 27, two times, most recently Sept. 24 vs. Cincinnati
 Pass Comp. Allowed — 14, Sept. 10 vs. Seattle
 Net Passing Yards Allowed — 135, Sept. 10 vs. Seattle
 Total Plays Allowed — 48, Sept. 10 vs. Seattle
 Total Yards Allowed — 225, Sept. 10 vs. Seattle

Defensive Most...
 Takeaways — 4, Sept. 28 vs. Chicago
 Interceptions — 2, two times, most recently Oct. 22 vs. New Orleans
 Fumbles Forced — 2, two times, most recently Nov. 6 vs. Detroit
 Fumbles Recovered — 2, two times, most recently Oct. 8 at Dallas
 Passes Defensed — 9, Oct. 15 at Minnesota
 Sacks — 5, Nov. 12 at Chicago

	2017 regular season...			2016 regular season...			2015 regular season...			1992-present...		
	Home	Road	Overall	Home	Road	Overall	Home	Road	Overall	Home	Road	Overall
Overall	3-2	2-2	5-4	6-2	4-4	10-6	5-3	5-3	10-6	155-49-1	104-100	259-149-1
On Grass	3-2	1-0	4-2	6-2	3-2	9-4	5-3	4-3	9-6	155-49-1	59-39	214-88-1
On Artificial Surfaces	0-0	1-2	1-2	0-0	1-2	1-2	0-0	1-0	1-0	0-0	45-63	45-63
In Open-Air Stadiums	3-2	1-1	4-3	6-2	3-2	9-4	5-3	4-2	9-5	155-49-1	67-62	222-111-1
In Indoor Stadiums	0-0	1-1	1-1	0-0	1-2	1-2	0-0	1-1	1-1	0-0	37-38	37-38
vs. Division Opponents	1-1	1-1	2-2	3-0	2-1	5-1	0-3	3-0	3-3	68-18-1	49-38	117-56-1
vs. NFC	2-2	2-2	4-4	5-1	3-3	8-4	3-3	4-2	7-5	119-34-1	80-74	199-108-1
vs. AFC	1-0	0-0	1-0	1-1	1-1	2-2	2-0	1-1	3-1	36-15	24-26	60-41
When scoring first	1-1	1-0	2-1	6-0	4-1	10-1	5-2	3-0	8-2	111-20-1	64-36	175-56-1
When Opponent scored first	2-1	1-2	3-3	0-2	0-3	0-5	0-1	2-3	2-4	43-29	40-64	83-93
In overtime	1-0	0-0	1-0	0-0	0-0	0-0	0-0	0-0	0-0	6-3-1	1-5	7-8-1
When leading after first quarter	1-1	0-0	1-1	5-0	1-1	6-1	5-2	3-1	8-3	95-15-1	54-24	149-39-1
When leading at halftime	1-1	1-0	2-1	6-0	2-1	8-1	5-0	3-0	8-0	122-10	80-27	202-37
When leading after third quarter	2-0	1-0	3-0	5-0	4-0	9-0	4-0	4-0	8-0	128-5	93-22	221-27
When trailing after first quarter	0-1	1-0	1-1	0-2	0-3	0-5	0-0	1-2	1-2	26-25	19-47	45-72
When trailing at halftime	2-1	1-2	2-3	0-2	1-3	1-5	0-2	2-3	2-5	24-33-1	20-63	44-96-1
When trailing after third quarter	1-2	1-2	2-4	0-2	0-4	0-6	1-3	1-3	2-6	17-41-1	8-77	25-118-1
When tied at halftime	0-0	0-0	0-0	0-0	1-0	1-0	0-1	0-0	0-1	9-6	4-9	13-15
On Thursday	1-0	0-0	1-0	1-0	0-0	1-0	0-1	1-0	1-1	6-1	5-7	11-8
On Friday	0-0	0-0	0-0	0-0	0-0	0-0	0-0	0-0	0-0	0-0	1-0	1-0
On Saturday	0-0	0-0	0-0	1-0	0-0	1-0	0-0	0-0	0-0	2-0	2-0	4-0
On Sunday/Early Games	0-1	1-1	1-2	2-0	2-1	4-1	1-1	1-1	2-2	92-26-1	48-48	140-74-1
On Sunday/Late Afternoon Games	2-0	1-0	3-0	1-2	0-1	1-3	2-0	3-1	5-1	30-13	24-22	54-35
On Sunday/Night Games	0-0	0-1	0-1	1-0	1-2	2-2	1-1	0-1	1-2	13-3	11-8	24-11
On Monday	0-1	0-0	0-1	0-0	1-0	1-0	1-0	0-0	1-0	12-7	12-13	24-20
When Packers had 100-yard rusher	0-1	1-0	1-1	1-0	1-0	2-0	2-1	1-0	3-1	39-11-1	31-9	70-20-1
When Packers had 100-yard receiver	1-0	0-0	1-0	6-0	2-2	8-2	2-1	2-0	4-1	76-16	45-34	121-50
When Packers had 300-yard passer	2-0	0-1	2-1	2-0	2-2	4-2	1-1	0-1	1-2	40-13	33-23	73-36
When Opponent had 100-yard rusher	0-1	1-0	1-1	0-1	0-2	0-3	2-0	1-1	3-1	25-22-1	21-30	46-52-1
When Opponent had 100-yard receiver	1-2	0-1	1-3	2-0	1-3	3-3	2-0	2-2	4-2	49-18	29-38	78-56
When Opponent had 300-yard passer	0-2	0-0	0-2	2-0	3-1	5-1	1-0	0-1	1-1	25-9	18-20	43-29

TRANSACTIONS BY DATE

1/24	Signed C Jacob Flores, LB Reggie Gilbert, WR Antwan Goodley, LB Derrick Mathews, G Lucas Patrick, DT Brian Price, TE Beau Sandland and S Jermaine Whitehead	5/8	Signed LB Josh Letuligasenoa, CB Raysean Pringle, RB William Stanback, LB David Talley and S Aaron Taylor; Released WR Antwan Goodley and LS Taybor Pepper	9/3	Signed LB Ahmad Brooks; Claimed LB Chris Odom off waivers from the Atlanta Falcons; Placed G/T Don Barclay on injured reserve; Traded LB Jayrone Elliott to the Dallas Cowboys;	10/30	Signed FB Joe Kerridge to the practice squad; Released G Darrell Greene from the practice squad.
1/27	Signed LS Taybor Pepper	5/11	Signed CB Kevin King	9/3	Signed G Kofi Amichia, CB Donatello Brown, QB Joe Callahan, WR Michael Clark, LB Reggie Gilbert, DT Izaah Lunsford, LB Derrick Mathews, G/T Adam Pankey, S Jermaine Whitehead and WR DeAngelo Yancey to the practice squad	11/1	Released DT Ricky Jean Francois.
2/7	Released RB James Starks	5/19	Signed S Josh Jones			11/3	Activated LB Vince Biegel from reserve/physically unable to perform; Signed LS Derek Hart; Signed CB Donatello Brown to the active roster from the practice squad; Signed TE Emanuel Byrd to the practice squad; Placed S Kentrell Brice and LS Taybor Pepper on injured reserve.
2/8	Released CB Sam Shields	8/5	Signed TE Emanuel Byrd				
3/8	Re-signed P Jacob Schum	8/5	Placed CB Herb Waters on injured reserve				
3/9	Re-signed LB Nick Perry						
3/10	Re-signed T/G Don Barclay; Signed TE Martellus Bennett	8/8	Released DT Letroy Guion				
3/11	Signed TE Lance Kendricks	8/12	Signed LS Brett Goode				
3/14	Re-signed LB Jayrone Elliott	8/13	Placed TE Beau Sandland on injured reserve	9/5	Signed DT Quinton Dial; Released DT Christian Ringo.	11/8	Waived TE Martellus Bennett.
3/15	Re-signed RB Joe Kerridge and LB Jordan Tripp; Signed CB Davon House		Claimed DE Shaneil Jenkins off waivers from the Seattle Seahawks.	9/12	Released CB LaDarius Gunter; Activated WR Geronimo Allison from exempt status.	11/11	Released LB Derrick Mathews from the practice squad.
3/20	Re-signed LB Joe Thomas	8/15	Released DE Shaneil Jenkins			11/13	Signed G/T Adam Pankey to the active roster from the practice squad.
3/23	Re-signed RB Christine Michael	8/28	Released LS Derek Hart, WR Colby Pearson and RB William Stanback	9/13	Signed G/T Adam Pankey to the active roster from the practice squad; Released DT Ricky Jean Francois; Signed G Darrell Greene to the practice squad.		
3/24	Signed DT Ricky Jean Francois						
3/29	Signed G Justin McCray	9/2	Released G Kofi Amichia, CB Donatello Brown, TE Emanuel Byrd, QB Joe Callahan, LB Johnathan Calvin, WR Michael Clark, WR Montay Crockett, WR Malachi Dupre, G Thomas Evans, LB Reggie Gilbert, G Geoff Gray, LB Cody Heiman, DT Calvin Hertelou, QB Taysom Hill, CB Daquan Holmes, T Robert Leff, LB Josh Letuligasenoa, DT Izaah Lunsford, LB Derrick Mathews, WR Max McCaffrey, G/T Adam Pankey, TE Aaron Peck, RB Kalif Phillips, DT Brian Price, CB Raysean Pringle, S Aaron Taylor, LB Jordan Tripp, S Jermaine Whitehead and WR DeAngelo Yancey; Placed LB Vince Biegel and CB Demetri Goodson on reserve/physically unable to perform; placed FB Joe Kerridge and LB David Talley on injured reserve; Placed WR Geronimo Allison on the reserve/suspended list	9/21	Signed DT Ricky Jean Francois; Placed T Jason Spriggs on injured reserve.		
4/5	Re-signed RB Don Jackson			9/25	Signed LS Taybor Pepper; Placed LS Brett Goode on injured reserve.		
4/11	Released CB Makinton Dorleant			9/26	Signed T Ulrick John from Arizona's practice squad; Placed T Kyle Murphy on injured reserve.		
4/13	Re-signed DT Christian Ringo			10/16	Signed QB Joe Callahan to the active roster; Placed CB Quentin Rollins on injured reserve.		
4/14	Re-signed WR Geronimo Allison			10/20	Placed QB Aaron Rodgers on injured reserve.		
4/26	Signed G Jahri Evans			10/21	Signed S Jermaine Whitehead to the active roster from the practice squad.		
5/1	Released RB Don Jackson and RB Christine Michael			10/24	Signed WR Max McCaffrey to the practice squad; Released G/T Don Barclay from injured reserve.		
5/5	Signed G Kofi Amichia, WR Malachi Dupre, RB Aaron Jones, RB Devante Mays and WR DeAngelo Yancey						
5/5	Signed CB Donatello Brown, LB Johnathan Calvin, WR Michael Clark, WR Montay Crockett, G Thomas Evans, G Geoff Gray, LB Cody Heiman, QB Taysom Hill, DT Izaah Lunsford, G/T Adam Pankey, TE Aaron Peck, RB Kalif Phillips, CB Lenzy Pipkins, CB David Rivers and P Justin Vogel						

TRANSACTIONS BY PLAYER

Allison, Geronimo - WR	Flores, Jacob - C	Kerridge, Joe - FB	Price, Brian - DT
4/14/17 Re-signed	1/24/17 Signed	3/15/17 Re-signed	1/24/17 Signed
9/2/17 Placed on reserve/suspended list		9/2/17 Placed on injured reserve	9/2/17 Released
9/12/17 Activated from exempt status	Gilbert, Reggie - LB	10/30/17 Signed to practice squad	Pringle, Raysean - CB
Amichia, Kofi - G	1/24/17 Signed		5/8/17 Signed
5/5/17 Signed	9/2/17 Released	King, Kevin - CB	Ringo, Christian - DT
9/2/17 Released	9/3/17 Signed to practice squad	5/11/17 Signed	4/13/17 Re-signed
9/3/17 Signed to practice squad	Goode, Brett - LS	5/8/17 Signed	9/5/17 Released
Barclay, Don - T/G	8/12/17 Signed	9/2/17 Released	Rivers, David - CB
3/10/17 Re-signed	9/21/17 Placed on injured reserve	Lunsford, Izaah - DT	5/5/17 Signed
9/3/17 Placed on injured reserve	Goodley, Antwan - WR	5/5/17 Signed	Rodgers, Aaron - QB
10/24/17 Released from injured reserve	1/24/17 Signed	9/2/17 Released	10/20/17 Placed on injured reserve
Bennett, Martellus - TE	5/8/17 Released	9/3/17 Signed to practice squad	Rollins, Quinten - CB
3/10/17 Signed	Guion, Letroy - DT	8/8/17 Released	10/16/17 Placed on injured reserve
11/8/17 Waived	8/8/17 Released	Mathews, Derrick - LB	Sandland, Beau - TE
Biegel, Vince - LB	Gunter, LaDarius - CB	1/24/17 Signed	1/24/17 Re-signed
11/3/17 Activated from reserve/PUP	9/12/17 Released	9/2/17 Released	8/13/17 Placed on injured reserve
Brice, Kentrell - S	Gray, Geoff - G	9/3/17 Signed to practice squad	Schum, Jacob - P
11/3/17 Placed on injured reserve	5/5/17 Signed	11/11/17 Released from practice squad	3/8/17 Re-signed
Brown, Donatello - CB	9/2/17 Released	11/13/17 Signed to practice squad	Shields, Sam - CB
5/5/17 Signed	Greene, Darrell - G	Mays, Devante - RB	2/8/17 Released
9/2/17 Released	9/13/17 Signed to practice squad	5/5/17 Signed	Spriggs, Jason - T
9/3/17 Signed to practice squad	10/30/17 Released from practice squad	McCray, Justin - G	9/21/17 Placed on injured reserve
11/3/17 Signed to active roster	Hart, Derek - LS	3/29/17 Signed	Stanback, William - RB
Byrd, Emanuel - TE	3/31/17 Signed	McCaffrey, Max - WR	5/8/17 Signed
8/5/17 Signed	8/28/17 Released	9/2/17 Released	8/28/17 Released
9/2/17 Released	11/3/17 Signed	10/24/17 Signed to practice squad	Starks, James - RB
11/3/17 Signed to practice squad	Heiman, Cody - LB	Michael, Christine - RB	2/7/17 Released
Callahan, Joe - QB	5/5/17 Signed	3/23/17 Re-signed	Talley, David - LB
9/3/17 Signed to practice squad	9/2/17 Released	5/1/17 Released	5/8/17 Signed
10/16/17 Signed to active roster	Hill, Taysom - QB	Murphy, Kyle - T	9/2/17 Placed on injured reserve
Calvin, Johnathan - LB	5/5/17 Signed	9/26/17 Placed on injured reserve	Taylor, Aaron - S
5/5/17 Signed	9/2/17 Released	Pankey, Adam - G/T	5/8/17 Signed
9/2/17 Released	House, Davon - CB	5/5/17 Signed	9/2/17 Released
Clark, Michael - WR	3/15/17 Signed	9/2/17 Released	Thomas, Joe - LB
5/5/17 Signed	Jackson, Don - RB	9/3/17 Signed to practice squad	3/20/17 Re-signed
9/2/17 Released	4/5/17 Re-signed	9/13/17 Signed to active roster	Tripp, Jordan - LB
9/3/17 Signed to practice squad	5/1/17 Released	Patrick, Lucas - G	3/15/17 Re-signed
Crockett, Montay - WR	Jean Francois, Ricky - DT	1/24/17 Signed	9/2/17 Released
5/5/17 Signed	3/24/17 Signed	Pearson, Colby - WR	Vogel, Justin - P
9/2/17 Released	9/13/17 Released	8/28/17 Released	5/5/17 Signed
Dorleant, Makinton - CB	9/21/17 Signed	Peck, Aaron - TE	Waters, Herb - CB
4/11/17 Released	11/1/17 Released	5/5/17 Signed	8/5/17 Placed on injured reserve
Dial, Quinton - DT	Jenkins, Shaneil - DE	9/2/17 Released	Whitehead, Jermaine - S
9/5/17 Signed	8/13/17 Claimed off waivers from SEA	Pepper, Taybor - LS	1/24/17 Signed
Dupre, Malachi - WR	5/5/17 Released	1/27/17 Signed	9/2/17 Released
5/5/17 Signed	John, Ulrick - T	5/8/17 Released	9/3/17 Signed to practice squad
9/2/17 Released	9/26/17 Signed from Arizona's practice squad	9/21/17 Signed	10/21/17 Signed to active roster
Elliott, Jayrone - LB	Jones, Aaron - RB	11/3/17 Placed on injured reserve	Yancey, DeAngelo - WR
3/14/17 Re-signed	5/5/17 Signed	Perry, Nick - LB	5/5/17 Signed
9/3/17 Traded to DAL	Jones, Josh - S	3/9/17 Re-signed	9/2/17 Released
Evans, Jahri - G	5/19/17 Signed	Phillips, Kalif - RB	9/3/17 Signed to practice squad
4/26/17 Signed	Kendricks, Lance - TE	5/5/17 Signed	
Evans, Thomas - G	3/11/17 Signed	9/2/17 Released	
5/5/17 Signed		Pipkins, Lenzy - CB	
		5/5/17 Signed	

THE LAST TIME

Regular-Season Games Only

RUSHING

200 Yards Rushing, Individual

BY PACKERS — Ahman Green, Dec. 28, 2003, vs. Denver (218 yards)
BY OPPONENT — Adrian Peterson, Dec. 2, 2012, vs. Minnesota (210 yards)

100 Yards Rushing, Individual

BY PACKERS — Aaron Jones, Oct. 22, 2017, vs. New Orleans (131 yards)
BY OPPONENT — Mark Ingram, Oct. 22, 2017, vs. New Orleans (105 yards)

100 Yards Rushing, Individual, One Half

BY PACKERS — Ty Montgomery, Dec. 18, 2016, at Chicago (123 yards in first half)
BY OPPONENT — Robert Kelley, Nov. 20, 2016, at Washington (102 yards in second half)

100 Yards Rushing and Receiving, Individual

BY PACKERS — Never
BY OPPONENT — Darrin Nelson, Nov. 13, 1983, at Minnesota (119 yards rushing, 137 receiving)

Two 100-Yard Rushers

BY PACKERS — Ryan Grant (106 yards) and DeShawn Wynn (106 yards), Dec. 28, 2008, vs. Detroit
BY OPPONENT — Tony Dorsett (149 yards) and Robert Newhouse (101 yards), Nov. 12, 1978, vs. Dallas at Milw.

Two 100-Yard Rushers and Two 100-Yard Receivers

BY PACKERS — Ryan Grant (106 yards) and DeShawn Wynn (106), Dec. 28, 2008, vs. Detroit, Donald Driver (111 yards) and Greg Jennings (101 yards), Dec. 28, 2008, vs. Detroit*
BY OPPONENT — Never
*First time in NFL history

Four Touchdowns Rushing, Individual

BY PACKERS — Dorsey Levens, Jan. 2, 2000, vs. Arizona (8, 1, 5, 1 yards)
BY OPPONENT — DeAngelo Williams, Nov. 30, 2008, vs. Carolina (1, 1, 1, 1 yards)

Three Touchdowns Rushing, Individual

BY PACKERS — Ahman Green, Oct. 20, 2002, vs. Washington (24, 2, 8 yards)
BY OPPONENT — Robert Kelley, Nov. 20, 2016, at Washington (10, 1, 4 yards)

Two Touchdowns Rushing, Individual

BY PACKERS — Ty Montgomery, Dec. 18, 2016, at Chicago (4, 3 yards)
BY OPPONENT — Devonta Freeman, Sept. 17, 2017, at Atlanta (1, 2 yards)

PASSING

400 Yards Passing, Individual

BY PACKERS — Aaron Rodgers, Oct. 26, 2014, at New Orleans (418 yards)
BY OPPONENT — Philip Rivers, Oct. 18, 2015, vs. San Diego (503 yards)

300 Yards Passing, Individual

BY PACKERS — Aaron Rodgers, Sept. 24, 2017, vs. Cincinnati (313 yards)
BY OPPONENT — Matthew Stafford, Nov. 6, 2017, vs. Detroit (361 yards)

Six Touchdown Passes, Individual

BY PACKERS — Aaron Rodgers, Nov. 9, 2014, vs. Chicago (1, 4, 73, 40, 56, 18 yards)
BY OPPONENT — Tommy Kramer, Sept. 28, 1986, at Minnesota (23, 13, 36, 2, 17, 7 yards)

Five Touchdown Passes, Individual

BY PACKERS — Aaron Rodgers, Sept. 28, 2015, vs. Kansas City (8, 3, 27, 4, 4, yards)
BY OPPONENT — Matthew Stafford, Jan. 1, 2012, vs. Detroit (8, 13, 2, 5, 12 yards)

Four Touchdown Passes, Individual

BY PACKERS — Aaron Rodgers, Sept. 28, 2017, vs. Chicago (5, 2, 4, 8 yards)
BY OPPONENT — Marcus Mariota, Nov. 13, 2016, at Tennessee (9, 32, 6, 33 yards)

Three Touchdown Passes, Individual

BY PACKERS — Aaron Rodgers, Oct. 8, 2017, at Dallas (10, 10, 12 yards)
BY OPPONENT — Dak Prescott, Oct. 8, 2017, at Dallas (2, 5, 10 yards)

Six Interceptions Thrown, Individual

BY PACKERS — Tom O'Malley, Sept. 17, 1950, vs. Detroit
BY OPPONENT — Don Horn, Sept. 26, 1971, vs. Denver at Milw.

Five Interceptions Thrown, Individual

BY PACKERS — Brett Favre, Oct. 30, 2005, at Cincinnati
BY OPPONENT — Russell Wilson, Dec. 11, 2016, vs. Seattle

Four Interceptions Thrown, Individual

BY PACKERS — Brett Favre, Dec. 25, 2005, vs. Chicago
BY OPPONENT — Russell Wilson, Dec. 11, 2016, vs. Seattle

RECEIVING

10 or More Receptions, Individual

BY PACKERS — Jordy Nelson, Nov. 13, 2016, at Tennessee (12 receptions)
BY OPPONENT — A.J. Green, Sept. 24, 2017, vs. Cincinnati (10 receptions)

200 Yards Receiving, Individual

BY PACKERS — Jordy Nelson, Sept. 14, 2014, vs. N.Y. Jets (209 yards)
BY OPPONENT — Adam Thielen, Dec. 24, 2016, vs. Minnesota (202 yards)

100 Yards Receiving, Individual

BY PACKERS — Geronimo Allison, Sept. 24, 2017, vs. Cincinnati (122 yards)
BY OPPONENT — Golden Tate (113 yards) and Marvin Jones (107 yards), Nov. 6, 2017, vs. Detroit

100 Yards Receiving, One Half, Individual

BY PACKERS — Geronimo Allison, Sept. 24, 2017, vs. Cincinnati (112 yards in second half and OT)
BY OPPONENT — Adam Thielen, Dec. 24, 2016, vs. Minnesota (142 yards in first half)

Two 100-Yard Receivers

BY PACKERS — Davante Adams (156 yards) and Jordy Nelson (126 yards), Nov. 13, 2016, at Tennessee
BY OPPONENT — Golden Tate (113 yards) and Marvin Jones (107 yards), Nov. 6, 2017, vs. Detroit

Four Touchdown Receptions, Individual

BY PACKERS — Sterling Sharpe, Nov. 24, 1994, at Dallas (1, 36, 30, 5 yards)
BY OPPONENT — Never

Three Touchdown Receptions, Individual

BY PACKERS — Randall Cobb, Sept. 28, 2015, vs. Kansas City (3, 4, 4 yards)
BY OPPONENT — Vincent Jackson, Nov. 6, 2011, at San Diego (23, 5, 29 yards)

Two Touchdown Receptions, Individual

BY PACKERS — Davante Adams, Oct. 8, 2017, at Dallas (10, 12 yards)
BY OPPONENT — Marvin Jones, Nov. 6, 2017, vs. Detroit (25, 11 yards)

INTERCEPTIONS

Four Interceptions, Individual

BY PACKERS — Willie Buchanon, Sept. 24, 1978, at San Diego
BY OPPONENT — Never

Three Interceptions, Individual

BY PACKERS — Tom Flynn, Oct. 28, 1984, vs. Detroit
BY OPPONENT — Vencie Glenn, Dec. 27, 1992, at Minnesota

Two Interceptions, Individual

BY PACKERS — Ha Ha Clinton-Dix, Dec. 18, 2016, at Chicago
BY OPPONENT — Janoris Jenkins, Oct. 9, 2016, vs. N.Y. Giants

Interception Returned for Touchdown

BY PACKERS — Damarious Randall, Oct. 8, 2017, at Dallas (21 yards)
BY OPPONENT — William Jackson, Sept. 24, 2017, vs. Cincinnati (75 yards)

TOUCHDOWNS

Five Touchdowns, Individual

BY PACKERS — Paul Hornung, Dec. 12, 1965, at Baltimore (2-, 9-, 3-yard runs; 50-, 65-yard receptions)
BY OPPONENT — Never

Four Touchdowns, Individual

BY PACKERS — Dorsey Levens, Jan. 2, 2000, vs. Arizona (8-, 1-, 5-, 1-yard runs)
BY OPPONENT — DeAngelo Williams, Nov. 30, 2008, vs. Carolina (1-, 1-, 1-, 1-yard runs)

Three Touchdowns, Individual

BY PACKERS — Randall Cobb, Sept. 28, 2015, vs. Kansas City (3-, 4-, 4-yard receptions)
BY OPPONENT — Robert Kelley, Nov. 20, 2016, at Washington (10-, 1-, 4-yard runs)

THE LAST TIME

FIELD GOALS/PATS

Five Field Goals Made, Individual

BY PACKERS — Mason Crosby, Nov. 22, 2015, at Minnesota (42, 47, 40, 42, 52 yards)
BY OPPONENT — Dan Bailey, Dec. 15, 2013, at Dallas (47, 23, 43, 50, 50 yards)

Four Field Goals Made, Individual

BY PACKERS — Mason Crosby, Nov. 22, 2015, at Minnesota (42, 47, 40, 42, 52 yards)
BY OPPONENT — Dan Carpenter, Dec. 14, 2014, at Buffalo (27, 51, 35, 48 yards)

60-Yard Field Goal

BY PACKERS — Never
BY OPPONENT — David Akers, Sept. 9, 2012, vs. San Francisco (63 yards)

50-Yard Field Goal

BY PACKERS — Mason Crosby, Nov. 12, 2017, at Chicago (50 yards)
BY OPPONENT — Kai Forbath, Oct. 15, 2017, at Minnesota (53 yards)

Blocked Field-Goal Attempt

BY PACKERS — Datone Jones, Oct. 11, 2015, vs. St. Louis (50-yard Greg Zuerlein attempt)
BY OPPONENT — A'Shawn Robinson, Nov. 6, 2017, vs. Detroit (38-yard Mason Crosby attempt)

Two-Point Conversion

BY PACKERS — Aaron Rodgers, Oct. 30, 2016, at Atlanta
BY OPPONENT — Travis Kelce, Sept. 28, 2015, vs. Kansas City (pass from Alex Smith)

Point After Touchdown Missed

BY PACKERS — Mason Crosby, Oct. 8, 2017, at Dallas (second attempt, wide left)
BY OPPONENT — Wil Lutz, Oct. 22, 2017, vs. New Orleans (second attempt, blocked)

Blocked Point After Touchdown

BY PACKERS — Kenny Clark, Oct. 22, 2017, vs. New Orleans, (Wil Lutz, second attempt)
BY OPPONENT — Ra'Shede Hageman, Dec. 8, 2014, vs. Atlanta (Mason Crosby, fifth attempt)

PUNTING

70-Yard Punt

BY PACKERS — Tim Masthay, Dec. 18, 2011, at Kansas City (71 yards)
BY OPPONENT — Jon Ryan, Sept. 24, 2012, at Seattle (73 yards)

60-Yard Punt

BY PACKERS — Justin Vogel, Oct. 22, 2017, vs. New Orleans (60 yards)
BY OPPONENT — Pat McAfee, Nov. 6, 2016, vs. Indianapolis (67 yards)

Blocked Punt

BY PACKERS — Jamari Lattimore, Nov. 4, 2013, vs. Chicago (Adam Podlesh, punter)
BY OPPONENT — Bryan Braman, Nov. 16, 2014, vs. Philadelphia (Tim Masthay, punter)

10 Punts, Individual

BY PACKERS — Jon Ryan, Nov. 19, 2006, vs. New England (10 punts; 459 yards)
BY OPPONENT — Chris Kluwe, Dec. 21, 2006, vs. Minnesota (10 punts; 434 yards)

No Punts

BY PACKERS — Oct. 26, 2014, at New Orleans
BY OPPONENT — Nov. 6, 2017, vs. Detroit

OTHER SPECIAL TEAMS

Kickoff Returned for Touchdown

BY PACKERS — Randall Cobb, Sept. 8, 2011, vs. New Orleans (108 yards)
BY OPPONENT — Jordan Todman, Nov. 6, 2016, vs. Indianapolis (99 yards)

Punt Returned for Touchdown

BY PACKERS — Micah Hyde, Dec. 28, 2014, vs. Detroit (55 yards)
BY OPPONENT — Marcus Thigpen, Dec. 14, 2014, at Buffalo (75 yards)

Blocked (Opponent) Field Goal Returned for Touchdown

BY PACKERS — Willie Buchanon, Dec. 17, 1972, at New Orleans (57 yards)
BY OPPONENT — Shawn Springs, Nov. 1, 1999, vs. Seattle (61 yards)

Blocked Punt Returned for Touchdown

BY PACKERS — Dezman Moses, Oct. 28, 2012, vs. Jacksonville (0 yards; Bryan Anger, punter)
BY OPPONENT — DeVier Posey, Oct. 14, 2012, at Houston (0 yards; Tim Masthay, punter)

Recovered Own Onside Kick Attempt

BY PACKERS — Damarius Randall, Nov. 15, 2015, vs. Detroit (Mason Crosby, kicker)
BY OPPONENT — Jayron Kearsse, Dec. 24, 2016, vs. Minnesota (Kai Forbath, kicker)

OTHER DEFENSE

Shutout Posted

BY PACKERS — Oct. 31, 2010, at N.Y. Jets (9-0)
BY OPPONENT — Nov. 19, 2006, vs. New England (35-0)

Fumble Returned for Touchdown

BY PACKERS — Casey Hayward, Nov. 16, 2014, vs. Philadelphia (49 yards)
BY OPPONENT — Desmond Trufant, Sept. 17, 2017, at Atlanta (15 yards)

Safety Scored

BY PACKERS — Team, Dec. 28, 2014, vs. Detroit (Matthew Stafford penalized for intentional grounding in end zone)
BY OPPONENT — Malik Jackson, Nov. 1, 2015, at Denver (Richard Rodgers tackled in end zone)

Five Sacks, Individual

BY PACKERS — Vonnie Holliday, Dec. 22, 2002, vs. Buffalo
BY OPPONENT — Antwan Odom, Sept. 20, 2009, vs. Cincinnati

Four Sacks, Individual

BY PACKERS — Kabeeer Gbaja-Biamila, Jan. 2, 2005, at Chicago
BY OPPONENT — Chris Clemons, Sept. 24, 2012, at Seattle

Three Sacks, Individual

BY PACKERS — Nick Perry, Nov. 12, 2017, at Chicago
BY OPPONENT — Dwight Freeney, Dec. 27, 2015, at Arizona

MISCELLANEOUS

No Penalties

BY PACKERS — Nov. 4, 2013, vs. Chicago
BY OPPONENT — Dec. 14, 1997, at Carolina

Game Without Touchdown

BY PACKERS — Dec. 12, 2010, at Detroit
BY OPPONENT — Sept. 10, 2017, vs. Seattle

50 Points, Game

BY PACKERS — 53, Nov. 16, 2014, vs. Philadelphia
BY OPPONENT — 51, Nov. 24, 2008, at New Orleans

40 Points, Game

BY PACKERS — 43, Dec. 8, 2014, vs. Atlanta
BY OPPONENT — 42, Nov. 20, 2016, at Washington

500 Yards Total Offense

BY PACKERS — 502, Dec. 8, 2014, vs. Atlanta
BY OPPONENT — 515, Nov. 20, 2016, at Washington

Tie Game

Green Bay 26, Minnesota 26, Nov. 24, 2013



GREEN BAY 17, SEATTLE 9

Lambeau Field, Sunday, Sept. 10, 2017. Attendance: 78,381. Time: 3:09. Weather: 71° F, Humidity: 49 percent, Wind: S 1 mph

GAME 1

GREEN BAY, Wis. (AP) — Mike Daniels can be a man of few words. The defensive lineman's play on the football field speaks volumes as to how important he has become to the Green Bay Packers.

Daniels' strip-sack of Russell Wilson deep in Seattle territory in the third quarter set up Ty Montgomery's 6-yard touchdown run on the next play to spark the Packers' 17-9 win on Sunday over the Seahawks.

A marquee season opener between two NFC heavyweight teams turned into a defensive slugfest, with Daniels landing the momentum-swinging punch. No talk about double moves or stunts. Daniels said he just flat-out beat guard Luke Joeckel to wreak havoc in the backfield.

Packers QB Aaron Rodgers was 28 of 42 for 311 yards and added a 32-yard touchdown pass to Jordy Nelson to make it an eight-point game late in the third quarter. Rodgers went deep to his favorite receiver on a free play that was extended after Seattle was flagged for having too many men on the field.

But the Green Bay defense fueled the victory. Seattle managed just three field goals. Wilson was held to 14 of 27 for 158 yards. The Packers held decisive edges in total yardage (370-225) and first downs (26-12). Green Bay held the ball for 39 minutes.

Rodgers' regular-season streak of passes without an interception ended at a career-high 251. The Seahawks' defense, reinforced by the return of safety Earl Thomas, bottled up receivers from making many big plays and put plenty of pressure on Rodgers.

But the Packers started denting Seattle with runs or quick passes to Nelson, Randall Cobb and Montgomery in the second half, chewing up clock in the process.

The Packers again found a way to contain the Seahawks' dual-threat quarterback at Lambeau Field. He was 14 of 27 for 158 yards, and ran for 40 yards on the same field. Wilson threw the interceptions — three of which deflected off the hands of receivers — in a 38-10 loss.

In December on the same field, Wilson threw the interceptions — three of which deflected off the hands of receivers — in a 38-10 loss. Seattle cornerback Jeremy Lane was ejected after referee John Parry said he threw a punch during a scrum with Packers receiver Davante Adams.

The tussle occurred around the Packers' 30 during a play in which Nazair Jones intercepted Rodgers at 9:26 of the first quarter. It was Rodgers' first interception since Nov. 13, 2016, at Tennessee.

OFFICIALS — Referee: John Parry (132); Umpire: Mark Pellis (131). Down Judge: Michael Spanier (90); Line Judge: Jeff Seaman (45); Field Judge: David Maslow (118); Side Judge: Keith Washington (7); Back Judge: Perry Paganelli (46); Replay Official: James Oldham

STARTING LINEUPS

Seattle Seahawks

Green Bay Packers

GREEN BAY SUBSTITUTIONS — K 2 M.Crosby, P 8 J.Vogel, WR 11 T.Davis, CB 20 K.King, FB 22 A.Ripkowski, CB 24 O.Rollins, S 25 M.Lewis, S 27 J.Jones, S 29 K.Brue, RB 30 J.Williams, RB 32 J.McCoy, CB 36 L.Culter, LB 48 J.Thomas, LB 51 K.Fackell, LB 55 A.Brooks, LS 61 B.Goode, G 64 J.McCray, T 78 J.Spriggs, TE 82 R.Rodgers, WR 83 J.James, TE 84 L.Kendricks, LB 98 C.Odom, DT 99 R.Jean Francois, **DID NOT PLAY** — CB 7 B.Hundley, **INACTIVES** — CB 28 J.Hawkins, RB 33 A.Jones, CB 41 L.Pipkins, G 62 L.Patrick, T 75 B.Bulaga, DT 90 M.Adams, DT 91 O.Diel.

FIELD GOALS (made / missed)

Seattle Seahawks

Green Bay Packers

GREEN BAY DEFENSIVE STATISTICS (official)

Seattle Seahawks

Green Bay Packers

UT A TELF TT Sck QBH FF ER Int PD

UT A TELF TT Sck QBH FF ER Int PD

UT A TELF TT Sck QBH FF ER Int PD

UT A TELF TT Sck QBH FF ER Int PD

UT A TELF TT Sck QBH FF ER Int PD

UT A TELF TT Sck QBH FF ER Int PD

UT A TELF TT Sck QBH FF ER Int PD

UT A TELF TT Sck QBH FF ER Int PD

UT A TELF TT Sck QBH FF ER Int PD

UT A TELF TT Sck QBH FF ER Int PD

UT A TELF TT Sck QBH FF ER Int PD

Seattle Seahawks										Green Bay Packers																				
	ATT	YDS	AVG	LG	TD		ATT	YDS	AVG	LG	TD		ATT	YDS	AVG	LG	TD		ATT	YDS	AVG	LG	TD							
RUSHING	2	40	20.0	29	0		19	54	2.8	8	1		19	54	2.8	8	1		7	21	3.0	13	0							
R.Wilson	6	39	6.5	30	0		1	7	7.0	7	0		1	7	7.0	7	0		1	7	7.0	7	0							
C.Groson	4	11	2.8	8	0		2	7	3.5	6	0		2	7	3.5	6	0		2	7	3.5	6	0							
E.Lay	5	3	0.6	6	0		1	1	1.0	1	0		1	1	1.0	1	0		1	1	1.0	1	0							
D.Baldwin	1	90	3.0	30	0		1	18	18.0	18	0		1	18	18.0	18	0		1	18	18.0	18	0							
Total	28	158	5.0	34	0		28	84	3.0	13	1		28	84	3.0	13	1		28	84	3.0	13	1							
PASSING	27	14	3.23	0	34	0	69.7	42	28	3.11	4.25	1	321	1	86.5	42	28	3.11	4.25	1	321	1	86.5							
R.Wilson	27	14	3.23	0	34	0	69.7	42	28	3.11	4.25	1	321	1	86.5	42	28	3.11	4.25	1	321	1	86.5							
Total	27	14	3.23	0	34	0	69.7	42	28	3.11	4.25	1	321	1	86.5	42	28	3.11	4.25	1	321	1	86.5							
PASS RECEIVING	NO	YDS	AVG	LG	TD		NO	YDS	AVG	LG	TD		NO	YDS	AVG	LG	TD		NO	YDS	AVG	LG	TD							
D.Baldwin	4	63	15.8	34	0		7	85	12.1	29	0		9	85	9.4	29	0		7	85	12.1	29	0							
R.Floody	1	15	15.0	15	0		1	15	15.0	15	0		1	15	15.0	15	0		1	15	15.0	15	0							
F.Richardson	4	39	9.8	28	0		4	79	19.8	32	1		4	79	19.8	32	1		4	79	19.8	32	1							
J.Graham	3	8	2.7	8	0		4	39	9.8	20	0		4	39	9.8	20	0		4	39	9.8	20	0							
C.Watson	1	10	10.0	10	0		3	47	15.7	17	0		3	47	15.7	17	0		3	47	15.7	17	0							
M.Vernett	1	10	10.0	10	0		3	43	14.3	28	0		3	43	14.3	28	0		3	43	14.3	28	0							
J.Nelson	1	1	1.0	1	0		2	18	9.0	18	0		2	18	9.0	18	0		2	18	9.0	18	0							
D.Adams	1	8	8.0	8	0		2	18	9.0	18	0		2	18	9.0	18	0		2	18	9.0	18	0							
L.Lockett	1	14	14.0	14	0		2	28	14.0	14	0		2	28	14.0	14	0		2	28	14.0	14	0							
Total	14	158	11.3	34	0		28	311	11.1	321	1		28	311	11.1	321	1		28	311	11.1	321	1							
INTERCEPTIONS	NO	YDS	AVG	LG	TD		NO	YDS	AVG	LG	TD		NO	YDS	AVG	LG	TD		NO	YDS	AVG	LG	TD							
N.Jones	1	24	24.0	24	0		0	0	0.0	0	0		0	0	0.0	0	0		0	0	0.0	0	0							
Total	1	24	24.0	24	0		0	0	0.0	0	0		0	0	0.0	0	0		0	0	0.0	0	0							
PUNTING	NO	YDS	AVG	NET	TB	N20	LG	NO	YDS	AVG	NET	TB	N20	LG	NO	YDS	AVG	NET	TB	N20	LG	NO	YDS	AVG	NET	TB	N20	LG		
J.Vogel	6	275	45.8	45.8	0	4	59	5	219	43.8	42.4	0	1	57	6	275	45.8	45.8	0	4	59	5	219	43.8	42.4	0	1	57		
J.Ryan	6	275	45.8	45.8	0	4	59	6	275	45.8	45.8	0	4	59	6	275	45.8	45.8	0	4	59	6	275	45.8	45.8	0	4	59		
Total	6	275	45.8	45.8	0	4	59	6	275	45.8	45.8	0	4	59	6	275	45.8	45.8	0	4	59	6	275	45.8	45.8	0	4	59		
PUNT RETURNS	NO	YDS	AVG	FC	LG	TD		NO	YDS	AVG	FC	LG	TD		NO	YDS	AVG	FC	LG	TD		NO	YDS	AVG	FC	LG	TD			
T.Lockett	1	7	7.0	7	0		2	0	0.0	0	0		2	0	0.0	0	0		2	0	0.0	0	0		2	0	0.0	0	0	
Returns	1	7	7.0	7	0		2	0	0.0	0	0		2	0	0.0	0	0		2	0	0.0	0	0		2	0	0.0	0	0	
KICK RETURNS	NO	YDS	AVG	FC	LG	TD		NO	YDS	AVG	FC	LG	TD		NO	YDS	AVG	FC	LG	TD		NO	YDS	AVG	FC	LG	TD			
T.Lockett	3	91	30.3	0	43	0		3	0	0.0	0	0		3	0	0.0	0	0		3	0	0.0	0	0		3	0	0.0	0	0
Returns	3	91	30.3	0	43	0		3	0	0.0	0	0		3	0	0.0	0	0		3	0	0.0	0	0		3	0	0.0	0	0
FUMBLES	Fum	Lost	Rec	Yds	TD	FF	Rec	Yds	TD	FF	Rec	Yds	TD	FF	Rec	Yds	TD	FF	Rec	Yds	TD	FF	Rec	Yds	TD	FF	Rec	Yds	TD	
R.Wilson	1	1	0	0	0	0	0	0	0	0	0	0	0	0	0	0	0	0	0	0	0	0	0	0	0	0	0	0	0	
Total	1	1	0	0	0	0	0	0	0	0	0	0	0	0	0	0	0	0	0	0	0	0	0	0	0	0	0	0	0	0

Own										Opp																			
	Fum <th>Lost<th>Rec<th>Yds<th>TD<th>FF<th>Rec<th>Yds<th>TD<th>FF<th>Rec<th>Yds<th>TD<th>FF<th>Rec<th>Yds<th>TD<th>FF<th>Rec<th>Yds<th>TD<th>FF<th>Rec<th>Yds<th>TD<th>FF<th>Rec<th>Yds<th>TD</th></th></th></th></th></th></th></th></th></th></th></th></th></th></th></th></th></th></th></th></th></th></th></th></th></th></th></th>	Lost <th>Rec<th>Yds<th>TD<th>FF<th>Rec<th>Yds<th>TD<th>FF<th>Rec<th>Yds<th>TD<th>FF<th>Rec<th>Yds<th>TD<th>FF<th>Rec<th>Yds<th>TD<th>FF<th>Rec<th>Yds<th>TD<th>FF<th>Rec<th>Yds<th>TD</th></th></th></th></th></th></th></th></th></th></th></th></th></th></th></th></th></th></th></th></th></th></th></th></th></th></th>	Rec <th>Yds<th>TD<th>FF<th>Rec<th>Yds<th>TD<th>FF<th>Rec<th>Yds<th>TD<th>FF<th>Rec<th>Yds<th>TD<th>FF<th>Rec<th>Yds<th>TD<th>FF<th>Rec<th>Yds<th>TD<th>FF<th>Rec<th>Yds<th>TD</th></th></th></th></th></th></th></th></th></th></th></th></th></th></th></th></th></th></th></th></th></th></th></th></th></th>	Yds <th>TD<th>FF<th>Rec<th>Yds<th>TD<th>FF<th>Rec<th>Yds<th>TD<th>FF<th>Rec<th>Yds<th>TD<th>FF<th>Rec<th>Yds<th>TD<th>FF<th>Rec<th>Yds<th>TD<th>FF<th>Rec<th>Yds<th>TD</th></th></th></th></th></th></th></th></th></th></th></th></th></th></th></th></th></th></th></th></th></th></th></th></th>	TD <th>FF<th>Rec<th>Yds<th>TD<th>FF<th>Rec<th>Yds<th>TD<th>FF<th>Rec<th>Yds<th>TD<th>FF<th>Rec<th>Yds<th>TD<th>FF<th>Rec<th>Yds<th>TD<th>FF<th>Rec<th>Yds<th>TD</th></th></th></th></th></th></th></th></th></th></th></th></th></th></th></th></th></th></th></th></th></th></th></th>	FF <th>Rec<th>Yds<th>TD<th>FF<th>Rec<th>Yds<th>TD<th>FF<th>Rec<th>Yds<th>TD<th>FF<th>Rec<th>Yds<th>TD<th>FF<th>Rec<th>Yds<th>TD<th>FF<th>Rec<th>Yds<th>TD</th></th></th></th></th></th></th></th></th></th></th></th></th></th></th></th></th></th></th></th></th></th></th>	Rec <th>Yds<th>TD<th>FF<th>Rec<th>Yds<th>TD<th>FF<th>Rec<th>Yds<th>TD<th>FF<th>Rec<th>Yds<th>TD<th>FF<th>Rec<th>Yds<th>TD<th>FF<th>Rec<th>Yds<th>TD</th></th></th></th></th></th></th></th></th></th></th></th></th></th></th></th></th></th></th></th></th></th>	Yds <th>TD<th>FF<th>Rec<th>Yds<th>TD<th>FF<th>Rec<th>Yds<th>TD<th>FF<th>Rec<th>Yds<th>TD<th>FF<th>Rec<th>Yds<th>TD<th>FF<th>Rec<th>Yds<th>TD</th></th></th></th></th></th></th></th></th></th></th></th></th></th></th></th></th></th></th></th></th>	TD <th>FF<th>Rec<th>Yds<th>TD<th>FF<th>Rec<th>Yds<th>TD<th>FF<th>Rec<th>Yds<th>TD<th>FF<th>Rec<th>Yds<th>TD<th>FF<th>Rec<th>Yds<th>TD</th></th></th></th></th></th></th></th></th></th></th></th></th></th></th></th></th></th></th></th>	FF <th>Rec<th>Yds<th>TD<th>FF<th>Rec<th>Yds<th>TD<th>FF<th>Rec<th>Yds<th>TD<th>FF<th>Rec<th>Yds<th>TD<th>FF<th>Rec<th>Yds<th>TD</th></th></th></th></th></th></th></th></th></th></th></th></th></th></th></th></th></th></th>	Rec <th>Yds<th>TD<th>FF<th>Rec<th>Yds<th>TD<th>FF<th>Rec<th>Yds<th>TD<th>FF<th>Rec<th>Yds<th>TD<th>FF<th>Rec<th>Yds<th>TD</th></th></th></th></th></th></th></th></th></th></th></th></th></th></th></th></th></th>	Yds <th>TD<th>FF<th>Rec<th>Yds<th>TD<th>FF<th>Rec<th>Yds<th>TD<th>FF<th>Rec<th>Yds<th>TD<th>FF<th>Rec<th>Yds<th>TD</th></th></th></th></th></th></th></th></th></th></th></th></th></th></th></th></th>	TD <th>FF<th>Rec<th>Yds<th>TD<th>FF<th>Rec<th>Yds<th>TD<th>FF<th>Rec<th>Yds<th>TD<th>FF<th>Rec<th>Yds<th>TD</th></th></th></th></th></th></th></th></th></th></th></th></th></th></th></th>	FF <th>Rec<th>Yds<th>TD<th>FF<th>Rec<th>Yds<th>TD<th>FF<th>Rec<th>Yds<th>TD<th>FF<th>Rec<th>Yds<th>TD</th></th></th></th></th></th></th></th></th></th></th></th></th></th></th>	Rec <th>Yds<th>TD<th>FF<th>Rec<th>Yds<th>TD<th>FF<th>Rec<th>Yds<th>TD<th>FF<th>Rec<th>Yds<th>TD</th></th></th></th></th></th></th></th></th></th></th></th></th></th>	Yds <th>TD<th>FF<th>Rec<th>Yds<th>TD<th>FF<th>Rec<th>Yds<th>TD<th>FF<th>Rec<th>Yds<th>TD</th></th></th></th></th></th></th></th></th></th></th></th></th>	TD <th>FF<th>Rec<th>Yds<th>TD<th>FF<th>Rec<th>Yds<th>TD<th>FF<th>Rec<th>Yds<th>TD</th></th></th></th></th></th></th></th></th></th></th></th>	FF <th>Rec<th>Yds<th>TD<th>FF<th>Rec<th>Yds<th>TD<th>FF<th>Rec<th>Yds<th>TD</th></th></th></th></th></th></th></th></th></th></th>	Rec <th>Yds<th>TD<th>FF<th>Rec<th>Yds<th>TD<th>FF<th>Rec<th>Yds<th>TD</th></th></th></th></th></th></th></th></th></th>	Yds <th>TD<th>FF<th>Rec<th>Yds<th>TD<th>FF<th>Rec<th>Yds<th>TD</th></th></th></th></th></th></th></th></th>	TD <th>FF<th>Rec<th>Yds<th>TD<th>FF<th>Rec<th>Yds<th>TD</th></th></th></th></th></th></th></th>	FF <th>Rec<th>Yds<th>TD<th>FF<th>Rec<th>Yds<th>TD</th></th></th></th></th></th></th>	Rec <th>Yds<th>TD<th>FF<th>Rec<th>Yds<th>TD</th></th></th></th></th></th>	Yds <th>TD<th>FF<th>Rec<th>Yds<th>TD</th></th></th></th></th>	TD <th>FF<th>Rec<th>Yds<th>TD</th></th></th></th>	FF <th>Rec<th>Yds<th>TD</th></th></th>	Rec <th>Yds<th>TD</th></th>	Yds <th>TD</th>	TD
TOTAL FIRST DOWNS	12	26	8	45.8	0	0	0	0	0	0	0	0	0	0	0	0	0	0	0	0	0	0	0	0	0	0	0	0	0
By Rushing	3	8	16	16	0	0	0	0	0	0	0	0	0	0	0	0	0	0	0	0	0	0	0	0	0	0	0	0	0
By Passing	8	16	3	3.91	0	0	0	0	0	0	0	0	0	0	0	0	0	0	0	0	0	0	0	0	0	0	0	0	0
By Penalty	1	2	1	1.24	0	0	0	0	0	0	0	0	0	0	0	0	0	0	0	0	0	0	0	0	0	0	0	0	0
THIRD-DOWN EFFICIENCY	3-12	25%	9-16	56%	0-0	0%	0-0	0%	0-0	0%	0-0	0%	0-0	0%	0-0	0%	0-0	0%	0-0	0%	0-0	0%	0-0	0%	0-0	0%	0-0	0%	0-0
FOURTH-DOWN EFFICIENCY	0-0	0%	0-0	0%	0-0	0%	0-0	0%	0-0	0%	0-0	0%	0-0	0%	0-0	0%	0-0	0%	0-0	0%	0-0	0%	0-0	0%	0-0	0%	0-0	0%	0-0
TOTAL NET YARDS	225	370	74	4.7	5.0	84	28	18	1.1	3.0	0	0	0	0	0	0	0	0	0	0	0	0	0	0	0	0	0	0	0
Total Offensive Plays	48	74	1.5	1.5	1.5	1.5	1.5	1.5	1.5	1.5	1.5	1.5	1.5	1.5	1.5	1.5	1.5	1.5	1.5	1.5	1.5	1.5	1.5	1.5	1.5	1.5	1.5	1.5	1.5
Average gain per offensive play	4.7	5.0	84	28	1.1	3.0	0	0	0	0	0	0	0	0	0	0	0	0	0	0	0	0	0	0	0	0	0	0	0
Total Rushing Plays	18	28	1.5	1.5	1.5	1.5	1.5	1.5	1.5	1.5	1.5	1.5	1.5	1.5	1.5	1.5	1.5	1.5	1.5	1.5	1.5	1.5	1.5	1.5	1.5	1.5	1.5	1.5	1.5
Average gain per rushing play	5.0	3.0	0	0	0	0	0	0	0	0	0	0	0	0	0	0	0	0	0	0	0	0	0	0	0	0	0	0	0
NET YARDS RUSHING	90	84	28	1.1	3.0	0	0	0	0	0	0	0	0	0	0	0	0	0	0	0	0	0	0	0	0	0	0	0	0
Total Passing Plays	30	30	1.0	1.0	1.0	1.0	1.0	1.0	1.0	1.0	1.0	1.0	1.0	1.0	1.0	1.0	1.0	1.0	1.0	1.0	1.0	1.0	1.0	1.0	1.0	1.0	1.0	1.0	1.0
Average gain per passing play	4.7	5.0	84	28	1.1	3.0	0	0	0	0	0	0	0	0	0	0	0	0	0	0	0	0	0	0	0	0	0	0	0
NET YARDS PASSING	135	286	4.9	1.1	3.0	0	0	0	0	0	0	0	0	0	0	0	0	0	0	0	0	0	0	0	0	0	0	0	0
Times thrown - Yards lost att. to pass	3-23	4-25	135	286																									

ATLANTA (AP) — Matt Ryan and the Atlanta Falcons picked up where they left off against the Green Bay Packers, building a big halftime lead on the way to a 34-23 victory Sunday night. The remainder of last season's NFC Championship game was essentially a repeat. Ryan threw for 252 yards and a touchdown, Devonta Freeman had a couple of scoring runs, and Desmond Trufant darted to the end zone off an attempted pass by Packers quarterback Aaron Rodgers that was ruled a fumble.

Back in January at the Georgia Dome, Atlanta earned a trip to the Super Bowl by racing to a 31-0 edge early in the third quarter on the way to a 44-21 blowout of the Packers.

In the first regular-season NFL game at \$1.5 billion Mercedes-Benz Stadium — and the first sporting event in which the facility's camera lens-like roof was open — the Falcons put on quite a show to mark the occasion.

They were ahead 24-7 at halftime and 31-7 less than a minute into the third quarter. Ryan threw for 201 yards in the first half, getting Julio Jones involved in the offense. Freeman rushed for 84 yards, and Terin Coleman clipped in with 42 on the ground plus a touchdown catch. Trufant not only scored a defensive touchdown, he came up with a crucial interception near the end of the first half.

On the opening possession, Ryan guided a nine-play, 86-yard drive that was reminiscent of the league's highest-scoring team a year ago. Jones hauled in two passes for 53 yards and the Falcons didn't get to third down until they were at the Green Bay 1. Freeman powered in from there to make it 7-0.

The Packers (1-1) responded with a 75-yard drive of their own, capped by Ty Montgomery's 1-yard TD run. But it was downhill from there for Rodgers and his offense, which was missing both of its starting tackles and lost receiver Jordy Nelson early on with a quadriceps injury. The Packers lost several more players during the game.

Atlanta led 17-7 after Freeman's second TD run from 2 yards out and Matt Ryan's 51-yard field goal. Then, the game totally got away from Rodgers and the Packers near the end of the first half — one a disputed offensive pass interference that wiped out a 36-yard gain — pushed Green Bay back to its own 3 before Rodgers lofted a pass down the right sideline that was picked off easily by Trufant at the 36.

Ryan hit Mohamed Sanu with a 21-yard pass, setting up a 3-3 yard scoring pass to Coleman with 24 seconds remaining.

On the second play of the second half, Rodgers was hit by 2016 sack leader Vic Beasley Jr. attempting to throw, the ball wobbling out of his hand for what appeared an incomplete pass. But Trufant wisely scooped it up and scored into the end zone for what was ruled a 15-yard touchdown. The Packers finally snatched a bit of life with a couple of fourth-quarter touchdowns, including Rodgers' 300th career scoring pass.

OFFICIALS — Referee: Walt Anderson (66); Umpire: Carl Paganielli (124); Down Judge: Jerod Phillips (6); Line Judge: Byron Boston (18); Field Judge: John Jenkins (117); Side Judge: Laird Hayes (124); Back Judge: Gregory Wilson (119); Replay Official: Billy Smith

STARTING LINEUPS

Green Bay Packers			Atlanta Falcons		
Offense	Defense	Special Teams	Offense	Defense	Special Teams
WR 87 K.Nelson	NT 97 K.Dark	P 34 B.Proble	WR 11 J.Jones	CB 34 B.Proble	PT 34 B.Proble
LT 68 K.Murphy	DT 76 M.Daniels	LT 70 J.Mathews	LT 67 A.Levine	DT 92 D.Pope	LT 70 J.Mathews
LG 65 L.Taylor	LOLB 52 C.Mattews	LG 67 A.Levine	C 51 A.Mack	DT 97 G.Jarratt	LG 67 A.Levine
C 63 C.Linsley	ILB 40 M.Burnett	CB 50 B.Martinez	CB 51 A.Mack	DE 99 A.Clayton	CB 50 B.Martinez
RG 73 J.Evens	ILB 52 B.Martinez	QB 28 J.Hawkins	RB 71 W.Schweitzer	LB 44 V.Besley	RB 28 J.Hawkins
RT 64 J.McGraw	OLB 53 N.Perry	RB 31 D.House	RB 71 W.Schweitzer	LB 45 D.Jones	RB 31 D.House
TE 80 M.Bennett	LCB 31 D.House	TE 81 A.Hooper	TE 81 R.Schraeder	LB 59 D.Campbell	TE 81 A.Hooper
WR 18 R.Cobb	RCB 23 D.Handall	WR 12 M.Sanu	WR 78 J.Rodgers	CB 23 R.Rford	WR 12 M.Sanu
WR 17 D.Adams	CB 24 O.Hollins	WR 24 D.Freeman	WR 84 J.Williams	CB 27 D.Trufant	WR 24 D.Freeman
CB 12 A.Rodgers	SS 29 K.Brice	WR 18 T.Gabriel	WR 84 J.Williams	CB 27 D.Trufant	WR 18 T.Gabriel
RB 88 T.Montgomery	FS 21 H.Chilton-Dix	WR 18 T.Gabriel	WR 84 J.Williams	CB 27 D.Trufant	WR 18 T.Gabriel

GREEN BAY SUBSTITUTIONS — K 2 M.Crosby, P 8 J.Vogel, WR 11 T.Davis, CB 20 K.King, WR 22 A.Ripkowski, S 22 M.Evens, S 27 J.Jones, CB 28 J.Hawkins, RB 30 J.Williams, RB 33 A.Jones, LB 47 J.Thomas, LB 51 K.Fackrell, LS 61 B.Goode, G 62 J.Patrick, WR 81 G.Allison, TE 82 R.Rodgers, WR 83 J.James, TE 84 K.Kendricks, DT 91 O.Dial, DE 94 D.Lowry, **DID NOT PLAY** — CB 7 B.Hindley, G 77 A.Pankey, LB 98 C.Odom, **INACTIVES** — RB 32 D.Mays, CB 41 L.Pipkins, LB 55 A.Brooks, LB 59 D.Barkhart, T 75 B.Buruga, T 78 J.Spriggs, DT 90 M.Adams.

FIELD GOALS (made / & missed)

Player	Attempts	Yards	Result
M.Crosby	2/3	34, 23	Missed, Missed
Green Bay Packers	1/1	7	Missed
Atlanta Falcons	7/7	17, 10, 10, 10, 10, 10, 10	Missed, Missed, Missed, Missed, Missed, Missed, Missed

GREEN BAY DEFENSIVE STATISTICS (official)

Player	Att	Yds	Sk	Int	TD	FF	Rec	Yds	TD
J.Jones	10	35	3	3	0	0	0	0	0
T.Montgomery	1	10	0	0	0	0	0	0	0
D.Freeman	1	42	0	0	0	0	0	0	0
M.Burnett	2	1	0	0	0	0	0	0	0
T.Coleman	2	1	0	0	0	0	0	0	0
D.Trufant	2	1	0	0	0	0	0	0	0
M.Crosby	3	1	0	0	0	0	0	0	0
M.Bryant	4	1	0	0	0	0	0	0	0
D.Adams	4	1	0	0	0	0	0	0	0
T.Montgomery	5	1	0	0	0	0	0	0	0

Green Bay Packers										Atlanta Falcons									
Player	Att	Yds	Sk	Int	TD	FF	Rec	Yds	TD	Player	Att	Yds	Sk	Int	TD	FF	Rec	Yds	TD
J.Jones	10	35	3	3	0	0	0	0	0	D.Freeman	19	84	4	4	17	0	0	0	0
T.Montgomery	1	10	0	0	0	0	0	0	0	T.Coleman	6	42	7	0	35	0	0	0	0
D.Freeman	1	42	0	0	0	0	0	0	0	M.Ryan	1	7	0	0	8	0	0	0	0
M.Burnett	2	1	0	0	0	0	0	0	0	T.Gabriel	1	7	0	0	7	0	0	0	0
T.Coleman	2	1	0	0	0	0	0	0	0	Total	27	141	7	0	35	0	0	0	2
D.Trufant	2	1	0	0	0	0	0	0	0										
M.Crosby	3	1	0	0	0	0	0	0	0										
M.Bryant	4	1	0	0	0	0	0	0	0										
D.Adams	4	1	0	0	0	0	0	0	0										
T.Montgomery	5	1	0	0	0	0	0	0	0										

PUNTING										KICK RETURNS													
Player	Att	Yds	Avg	Net	TD	Int	LG	Int	RT	Player	NO	Yds	Avg	FC	LG	TD	Player	NO	Yds	Avg	FC	LG	TD
J.Vogel	3	119	39.7	39.7	0	0	1	1	47	A.Roberts	1	1	0.0	0	0	0	V.Besley	0	0	0.0	0	0	0
Total	3	119	39.7	39.7	0	0	1	1	47	D.Trufant	0	0	0.0	0	0	0	D.Trufant	0	0	0.0	0	0	0

TOTAL NET YARDS										TOTAL RETURN YARDS (not inc. kickoffs)									
Player	Att	Yds	Sk	Int	TD	FF	Rec	Yds	TD	Player	Att	Yds	Sk	Int	TD	FF	Rec	Yds	TD
J.Vogel	3	119	0	0	0	0	0	0	0	D.Freeman	1	42	0	0	0	0	0	0	0
Total	3	119	0	0	0	0	0	0	0	D.Trufant	0	0	0	0	0	0	0	0	0

NET YARDS PASSING — Green Bay Packers: 252; Atlanta Falcons: 282. **NET YARDS RUSHING** — Green Bay Packers: 34; Atlanta Falcons: 19. **NET YARDS TOTAL** — Green Bay Packers: 286; Atlanta Falcons: 301. **NET YARDS PER PLAY** — Green Bay Packers: 4.1; Atlanta Falcons: 3.9. **NET YARDS PER ATTEMPT** — Green Bay Packers: 4.1; Atlanta Falcons: 3.9. **NET YARDS PER PLAY** — Green Bay Packers: 4.1; Atlanta Falcons: 3.9. **NET YARDS PER ATTEMPT** — Green Bay Packers: 4.1; Atlanta Falcons: 3.9. **NET YARDS PER PLAY** — Green Bay Packers: 4.1; Atlanta Falcons: 3.9. **NET YARDS PER ATTEMPT** — Green Bay Packers: 4.1; Atlanta Falcons: 3.9.



GREEN BAY 27, CINCINNATI 24 (OT)

Lambeau Field, Sunday, Sept. 24, 2017. Attendance: 78,323. Time: 3:18. Weather: 89° F, Humidity: 44 percent, Wind: S 8 mph

GAME 3

GREEN BAY, Wis. (AP) — Aaron Rodgers burned another defense deep with a free play. The Cincinnati Bengals found their offense and a new way to lose.

Mason Crosby kicked a 27-yard field goal with 6:26 left in overtime set up by Rodgers' 72-yard pass to Geronnimo Allison, and the Green Bay Packers rallied to beat Cincinnati, 27-24, on Sunday. Crosby's kick completed the Packers' comeback from a 21-7 halftime deficit.

On third-and-10 from the Packers 21, Rodgers took advantage of yet another free play after defensive end Michael Johnson was whistled for offside. Officials let the play continue and the two-time NFL MVP found Allison on about a 40-yard pass before the receiver beat a couple defenders for more yards.

Crosby, a veteran kicker, finished it off for the Packers (2-1). The winless Bengals (0-3) won the loss in overtime but went three-and-out on their opening drive. It was so loud at Lambeau Field that they had to call timeout before their first overtime snap. Rodgers thrived under the pressure.

He connected with Jordy Nelson for a 3-yard touchdown pass with 17 seconds left in regulation to tie the game at 24. Bengals cornerback Dre Kirkpatrick narrowly missed halting away the bullet thrown by the quarterback into the front right corner of the end zone.

Rodgers finished 28 of 42 for 313 yards with three touchdowns and one interception. Allison had six catches for 122 yards. The Packers flipped the script after the Bengals controlled the first half.

A.J. Green caught a 10-yard scoring pass on the game's opening drive for Cincinnati's first touchdown after two frustrating weeks for the offense. Bill Lazor made his debut as offensive coordinator for the fired Ken Zampese.

Andy Dalton was 21 of 27 for 212 yards and two scores. The Bengals were desperate to avoid their first 0-3 start since 2008. But they couldn't finish the Packers off in the second half.

Green Bay's defense generated a little more pressure on Dalton in the second half, and rookie safety Josh Jones gave the injury-laden defense a boost with two sacks and 12 tackles.

Rodgers shook off his early struggles to guide the Packers to another win. He was sacked six times, mostly against just the Bengals' four-man rush, though the protection shored up after halftime.

Rodgers threw just his second career pick-six — and his first at home — when William Jackson returned an interception 75 yards for a touchdown for a 21-7 lead early in the second quarter.

OFFICIALS — Referee: Gene Steratore (114); Umpire: Roy Ellison (81); Down Judge: David Oliver (24); Line Judge: Gary Arthur (108); Field Judge: Mike Weatherford (116); Side Judge: Adrian Hill (29); Back Judge: Dino Paganielli (105); Replay Official: Paul Weidner

STARTING LINEUPS

Cincinnati Bengals

Green Bay Packers

GREEN BAY SUBSTITUTIONS — K 2 M.Crosby, P 8 J.Vogel, WR 11 T.Davis, FB 22 A.Ripkirk, CB 24 O.Rollins, CB 28 T.Hawkins, RB 30 J.Williams, RB 32 D.Mays, RB 33 A.Jones, CB 41 L.Phipps, LB 48 J.Thomas, LB 51 K.Fackell, LS 61 B.Goode, G 62 L.Patrick, G 64 J.McCray, WR 81 G.Allison, TE 82 R.Rodgers, WR 83 J.Jans, DT 91 O.Dial, LB 98 C.Odom, DT 99 R.Jean Francois, **DID NOT PLAY** — CB 7 B.Hundley, G/T 77 A.Pankey, **INACTIVES** — WR 18 R.Cobb, S 29 K.Brice, CB 31 D.House, LB 47 J.Ryan, LB 53 N.Perry, T 69 D.Bakhtiari, DT 76 M.Daniels.

FIELD GOALS (made, () & missed)

GREEN BAY DEFENSIVE STATISTICS (official)

UT A TEL TT Sck QBH FF ER Int PD

Table with columns: Rushing, Passing, Pass Receiving, Interceptions, Punting, Punt Returns, Kick Returns, Fumbles, Total. Rows for Cincinnati Bengals and Green Bay Packers.

Table with columns: Own, Opp, Out. Rows for Cincinnati Bengals and Green Bay Packers.

Table with columns: Own, Opp, Out. Rows for Cincinnati Bengals and Green Bay Packers.

Table with columns: Own, Opp, Out. Rows for Cincinnati Bengals and Green Bay Packers.

Table with columns: Own, Opp, Out. Rows for Cincinnati Bengals and Green Bay Packers.



GREEN BAY 35, CHICAGO 14

Lambeau Field, Thursday, Sept. 28, 2017. Attendance: 78,362. Time: 3:52. Weather: 66° F, Humidity: 62 percent, Wind: SW 5 mph **GAME 4**

GREEN BAY, Wis. — The Green Bay Packers keep finding ways to win despite more key injuries. The Chicago Bears never recovered from a miserable start by quarterback Mike Glennon.

Aaron Rodgers threw four touchdown passes, and the injury-riddled Packers converted three turnovers into scores in an eventful 35-14 victory over the Chicago Bears on Thursday night.

Rodgers connected with Davante Adams and Randall Cobb on short touchdown passes to help build a 21-0 lead in the second quarter of a game delayed 45 minutes by lightning between the first two quarters. The Packers overpowered the Bears down the stretch to slog out a win as intermission rain fell at Lambeau Field.

The Packers (3-1) lost two more key players to injuries. Adams left the field on a stretcher after getting hit in the head during a tackle by Danny Treanor in the third quarter. Running back Ty Montgomery was knocked out in the first quarter with a chest injury.

Matthews, Rodgers hit Cobb for a 2-yard touchdown pass three plays later for a 7-0 lead. Glennon fumbled on his next series, too, but the Packers couldn't score on that drive. It was only a matter of time because the mistakes kept mounting.

Glennon threw his second interception with 2:54 left in the third quarter. Six plays later, receiver Jordy Nelson caught his second touchdown pass, an 8-yarder from Rodgers, to make it a 28-point lead.

Rodgers was 18 of 26 for 173 yards. He picked apart the Bears (1-3) on short, quick passes, a game plan in part necessitated by a patchwork offensive line. The Packers played without starting backup David Bakhtiari and Bryan Bulaga, and their three backup tackles are already on injured reserve.

The injury to Adams cast a pall over the third quarter. The game was delayed for about five minutes while medical personnel tended to the receiver, who gave a thumbs-up signal as he was wheeled off the field. The Packers said Adams was conscious and taken to a hospital for evaluation for possible head and neck injuries, and that he had feeling in all of his extremities.

Both the Packers and Bears were coming off overtime wins Sunday. Glennon finished 21 of 33 for 216 yards and one touchdown. The Packers are 95-94-6 against the Bears, their first lead in the series since 1933. It's the oldest rivalry in football, dating to 1923. Matthews' sack on Glennon in the first quarter was the 75th of his career, breaking the franchise record (since 1982) held by Kabeer Gbaja-Tamie.

He was the only active running back left on the roster with Montgomery and backup Jamaal Williams (knee) both knocked out of the game. **OFFICIALS** — Referee: John Hussey (35); Umpire: Tony Michalek (115); Down Judge: Ed Walker (123); Line Judge: Tom Marinucci (107); Field Judge: Jimmy Buchanan (86); Side Judge: Allen Burgess (66); Back Judge: Keith Ferguson (61); Replay Official: Mike Wimmer

STARTING LINEUPS

Chicago Bears		Green Bay Packers	
Offense	Defense	Offense	Defense
WR 18 K.Wright	DE 96 A.Edelman	WR 87 J.Nelson	DE 94 D.Lowry
TE 83 D.Sims	NT 91 E.Hochman	LT 65 L.Taylor	NT 91 K.Clark
RT 70 B.Masse	OLB 97 W.Young	LG 62 L.Patrick	DT 97 Q.Dial
RG 75 K.Long	ILB 59 C.Jones	C 63 C.Linsley	LOLB 52 C.Matthews
C 65 C.Whitehair	ILB 59 D.Treathan	LB 47 J.Ryan	LB 47 J.Ryan
LG 71 J.Strom	OLB 94 L.Hoyd	RT 64 J.McCray	ILB 55 A.Brooks
LT 72 C.Leno	CB 37 B.Calahan	TE 80 M.Bennett	ROLB 55 A.Brooks
TE 86 Z.Miller	S 38 A.Amos	WR 18 R.Cobb	LCB 23 D.Randall
QB 8 W.Glennon	S 39 E.Jackson	WR 17 D.Adams	ROB 20 K.King
WR 15 J.Bellamy	CB 31 M.Cooper	WR 12 A.Rodgers	SS 42 M.Burnett
RB 24 J.Howard	CB 23 K.Heller	RB 88 T.Montgomery	FS 88 T.Montgomery
		RB 11 T.Davis	RB 21 H.Cinton-Dix

GREEN BAY SUBSTITUTIONS — K 2 M.Crosby, OLB 7 B.Hendley, P 8 J.Vogel, WR 11 T.Davis, RB 22 A.Ripkowsky, CB 24 O.Rollins, S 25 M.Evans, S 27 J.Jones, CB 28 J.Hawkins, S 29 K.Brice, RB 30 J.Williams, RB 33 A.Jones, LB 48 J.Thomas, LB 51 K.Fackell, LB 53 N.Perry, LS 59 T.Pepper, WR 81 G.Allison, TE 82 R.Rodgers, WR 83 J.Janis, TE 84 L.Kendricks, LB 98 C.Odom, DT 99 R.Clean Francois. **DID NOT PLAY** — T 74 U.John, G/T 77 A.Pankey. **INACTIVES** — CB 31 D.House, RB 32 D.Mays, CB 41 L.Pipkins, T 69 D.Bakhtiari, T 75 B.Bulaga, DT 76 M.Daniels, DT 90 M.Adams.

FIELD GOALS (made () & missed)

VISITOR:	CHICAGO BEARS	HOME:	GREEN BAY PACKERS								
UT	A	TEL	TI	SK	QBH	FE	ER	Int	PD	OT	Total
Chicago Bears	1	0	2	3	3	4	7	7	0	0	14
Green Bay Packers	0	0	0	0	0	0	0	0	0	0	0

GREEN BAY DEFENSIVE STATISTICS (official)

UT	A	TEL	TI	SK	QBH	FE	ER	Int	PD	OT	Total
9	1	10	0	1	0	0	0	0	0	0	0
8	0	1	8	0	0	1	3	1	0	0	0
5	3	0	8	0	0	0	1	0	0	0	0
5	2	0	7	0	0	0	0	0	0	0	0
5	2	0	5	0	0	0	0	0	0	0	0
5	0	0	5	0	0	0	0	0	0	0	0
5	0	1	5	0	0	0	0	0	0	0	0
4	1	0	5	0	0	0	0	0	1	0	0
2	3	0	5	0	0	1	0	1	0	0	0
3	1	0	4	0	0	0	0	0	0	0	0
3	1	0	4	0	0	1	0	0	0	0	0
Totals	57	16	5	73	1-13	7	1	2	2-14	8	

Chicago Bears		Green Bay Packers			
RUSHING	ATT	YDS	AVG	LG	TD
J.Howard	18	53	2.9	16	0
B.Montgomery	5	26	5.2	12	0
T.Cohen	1	24	4.0	7	0
M.Glennon	6	0	0.0	0	0
Total	30	103	3.4	16	1

Green Bay Packers		Chicago Bears			
RUSHING	ATT	YDS	AVG	LG	TD
A.Jones	13	38	3.8	11	0
T.Montgomery	4	28	5.6	11	1
J.Williams	4	11	2.8	4	0
A.Ripkowski	4	4	4.0	4	0
A.Rodgers	1	-1	-1.0	-1	0
Total	24	91	3.8	11	1

Chicago Bears		Green Bay Packers						
PASSING	ATT	COMP	YDS	SKYD	TD	LG	INT	RT
M.Glennon	33	21	218	1/13	1	29	2	67.5
Total	33	21	218	1/13	1	29	2	67.5

Green Bay Packers		Chicago Bears						
PASSING	ATT	COMP	YDS	SKYD	TD	LG	INT	RT
A.Rodgers	26	18	179	2/10	4	58	0	128.0
B.Hendley	1	1	0	0/0	0	0	0	79.2
Total	27	19	179	2/10	4	58	0	127.9

Chicago Bears		Green Bay Packers			
PASS RECEIVING	NO	YDS	AVG	LG	TD
D.Tompson	5	44	8.8	15	0
K.Wright	4	51	12.8	22	1
J.Bellamy	4	24	6.0	8	0
T.Cohen	3	36	12.0	15	0
Z.Miller	2	40	20.0	29	0
J.Howard	2	10	5.0	8	0
D.Sims	2	8	4.0	7	0
Total	21	218	10.4	29	1

Green Bay Packers		Chicago Bears			
PASS RECEIVING	NO	YDS	AVG	LG	TD
M.Burnett	8	39	4.9	28	0
J.Nelson	4	44	11.0	38	2
R.Cobb	4	44	11.0	28	0
D.Adams	2	13	6.5	8	1
A.Ripkowski	2	13	6.5	8	0
J.Williams	1	2	2.0	2	0
L.Kendricks	1	1	1.0	2	0
Total	19	179	9.4	58	4

Chicago Bears		Green Bay Packers			
INTERCEPTIONS	NO	YDS	AVG	LG	TD
Total	0	0	0.0	0	0

Green Bay Packers		Chicago Bears			
INTERCEPTIONS	NO	YDS	AVG	LG	TD
K.Brice	1	11	11.0	11	0
H.Cinton-Dix	1	3	3.0	3	0
Total	2	14	7.0	11	0

Chicago Bears		Green Bay Packers					
PUNTING	NO	YDS	AVG	NET	TB	IN20	LG
P.O'Donnell	3	147	49.0	47.3	0	2	59
Total	3	147	49.0	47.3	0	2	59

Green Bay Packers		Chicago Bears					
PUNTING	NO	YDS	AVG	NET	TB	IN20	LG
J.Vogel	5	238	47.6	46.2	0	1	62
Total	5	238	47.6	46.2	0	1	62

Chicago Bears		Green Bay Packers				
PUNT RETURNS	NO	YDS	AVG	FC	LG	TD
T.Cohen	2	7	3.5	0	9	0
(downed)	1	0	0.0	0	0	0
(out of bounds)	2	0	0.0	0	0	0
Returns	2	7	3.5	0	9	0

Green Bay Packers		Chicago Bears				
PUNT RETURNS	NO	YDS	AVG	FC	LG	TD
T.Davis	1	5	5.0	2	5	0
Returns	1	5	5.0	2	5	0

Chicago Bears		Green Bay Packers				
KICK RETURNS	NO	YDS	AVG	FC	LG	TD
D.Tompson	1	27	27.0	0	27	0
B.Cunningham	1	25	25.0	0	25	0
(back)	4	0	0.0	0	0	0
Returns	2	52	26.0	0	27	0

Green Bay Packers		Chicago Bears				
KICK RETURNS	NO	YDS	AVG	FC	LG	TD
(back)	3	0	0.0	0	0	0
Returns	0	0	0.0	0	0	0

Chicago Bears		Green Bay Packers							
FUMBLES	FumLost	Rec	Yds	TD	FF	Rec	Yds	TDBds	Out
M.Glennon	2	0	0	0	0	0	0	0	0
Total	2	0	0	0	0	0	0	0	0

Green Bay Packers		Chicago Bears							
FUMBLES	FumLost	Rec	Yds	TD	FF	Rec	Yds	TDBds	Out
C.Matthews	0	0	0	0	1	0	0	0	0
B.Matthews	0	0	0	0	1	0	0	0	0
J.Ryan	0	0	0	0	0	1	0	0	0
Total	0	0	0	0	1	2	0	0	0

Chicago Bears		Green Bay Packers	
TOTAL FIRST DOWNS	20	17	
By Rushing	11	5	
By Passing	7	9	
By Penalty	2	3	

Green Bay Packers		Chicago Bears	
TOTAL FIRST DOWNS	17	20	
By Rushing	7	11	
By Passing	11	7	
By Penalty	2	2	

Chicago Bears		Green Bay Packers	
THIRD-DOWN EFFICIENCY	5-12-42%	7-14-50%	
FOURTH-DOWN EFFICIENCY <td>2-2-100%</td> <td>1-1-100%</td>	2-2-100%	1-1-100%	
TOTAL NET YARDS <td>308</td> <td>260</td>	308	260	

Green Bay Packers		Chicago Bears	
THIRD-DOWN EFFICIENCY	5-12-42%	7-14-50%	
FOURTH-DOWN EFFICIENCY <td>2-2-100%</td> <td>1-1-100%</td>	2-2-100%	1-1-100%	
TOTAL NET YARDS <td>308</td> <td>260</td>	308	260	

Chicago Bears		Green Bay Packers	
NET YARDS RUSHING	103	91	
Total Rushing Plays	30	24	
Average gain per rushing play	3.4	3.8	
Tackles for a loss-number and yards	4-8	0-0	

Green Bay Packers		Chicago Bears	
NET YARDS RUSHING	103	91	
Total Rushing Plays	30	24	
Average gain per rushing play	3.4	3.8	
Tackles for a loss-number and yards	4-8	0-0	

Chicago Bears		Green Bay Packers	
NET YARDS PASSING	205	169	
Times thrown - Yards lost att. to pass	1-13	1-13	
Gross yards passing	218	179	

Green Bay Packers		Chicago Bears	
NET YARDS PASSING	205	169	
Times thrown - Yards lost att. to pass	1-13	1-13	
Gross yards passing	218	179	

Chicago Bears		Green Bay Packers	
PASS ATT-COMP-INT	33-21-2	27-19-0	
Average gain per pass play	6.0	5.8	
KICKOFFS Number-in EZ-Touchbacks	3-3-3	6-5-4	
PUNTS Number and Average	3-49.0	5-47.6	
Had Blocked	0	0	

Green Bay Packers		Chicago Bears	
PASS ATT-COMP-INT	33-21-2	27-19-0	
Average gain per pass play	6.0	5.8	
KICKOFFS Number-in EZ-Touchbacks	3-3-3	6-5-4	
PUNTS Number and Average	3-49.0	5-47.6	
Had Blocked	0	0	

Chicago Bears		Green Bay Packers	
EGS - PATs had blocked	0-0	46-2	

GREEN BAY 35, DALLAS 31

AT&T Stadium, Sunday, Oct. 8, 2017. Attendance: 93,329. Time: 3:07. Weather: Indors.

GAME 5

DALLAS (AP) — Aaron Rodgers had more magic in store for the Dallas Cowboys, who can't seem to find the mojo that carried them a year ago.

Rodgers threw a 12-yard touchdown pass to Davante Adams with 11 seconds remaining. Rodgers capped a 75-yard drive in just 1:02, lifting the Packers over Dallas 35-31 on Sunday in another thriller nine months after their divisional playoff win on the same field.

Adams had been in the concussion protocol but was active 10 days after leaving the field on a stretcher on a helmet-to-helmet hit that resulted in a suspension for Chicago linebacker Danny Trevathan. He had seven catches for 66 yards and two touchdowns.

Dak Prescott, who had touchdown passes on Dallas' first three drives, put the Cowboys in front on an 11-yard touchdown run with 1:13 remaining to cap a 17-play drive that lasted almost nine minutes.

But another defensive meltdown, just like a year ago in the postseason, left Dallas (2-3) already with the same number of losses from the magical rookie season when Prescott and running back Ezekiel Elliott led the Cowboys to the No. 1 seed in the NFC.

The Packers (4-1) had gone ahead earlier on Damarious Randall's 21-yard interception return for a touchdown, the third of five lead changes in the fourth quarter. Green Bay rallied from 15 points down in the first half after letting a 21-3 lead get away in last season's playoff win.

Aaron Jones became the first Green Bay running back with 100 yards in his first start as a rookie since Samkon Gado in 2005. He had 19 carries for 125 yards and a touchdown. He replaced Ty Montgomery, out after an injury to his ribs in the win over the Bears.

Elliott ended a three-game drought without 100 yards, matching the longest from his rookie season, finishing with 116 yards on 29 carries. Rodgers was 19 of 29 for 221 yards and three touchdowns, and set up the winning score with an 18-yard scramble. After an incompletion to Adams working against rookie Jordan Lewis, Rodgers went there again. Adams made the grab as Lewis turned too late.

Prescott looked the part of Rodgers, scrambling to set up big completions and running 21 yards himself on one play to help the Cowboys build a 21-6 lead.

He was 25 of 36 for 251 yards and three first-half touchdowns, two to Cole Beasley and one to Dez Bryant, who joined Hall of Famer Bob Hayes as the only Dallas receivers with at least 70 TD grabs.

DE David Irving returned from a four-game suspension for Dallas with two sacks. He had a sack and three forced fumbles with a recovery in last year's 30-16 win in Green Bay during the regular season.

OFFICIALS — Referee: Terry McAuley (77); Umpire: Steven Woods (54); Down Judge: Jerry Bergman (91); Line Judge: Carl Johnson (101); Field Judge: Michael Banks (72); Side Judge: Jonah Monroe (120); Back Judge: Rich Martinez (39); Replay Official: Ernie Franz

STARTING LINEUPS

Green Bay Packers		Dallas Cowboys	
Offense	Defense	Offense	Defense
WR 87 Nelson	DE 94 D.Lowy	WR 88 D.Bryant	DE 96 D.Lawrence
LT 65 L.Jaylor	NT 97 K.Clark	LT 77 T.Smith	DT 90 M.Collins
LG 64 J.McCray	DT 76 M.Damiris	LG 64 J.Cooper	DT 95 D.Irving
C 63 C.James	LOLB 53 N.Perry	C 72 T.Fredrick	DE 98 T.Gawford
Rg 73 J.Evans	ILB 47 J.Ryan	RG 70 Z.Martin	WLB 59 A.Hitchens
RT 75 B.Burdea	ILB 50 B.Martinez	RT 71 L.Collins	MLB 54 J.Smith
TE 80 M.Bennett	ROLB 52 C.Matthews	TE 82 J.Wright	CB 30 A.Brown
WR 18 R.Cobb	LCB 31 D.House	FB 41 K.Smith	CB 32 O.Seanfick
WR 17 D.Adams	RCB 20 K.King	WR 83 T.Williams	CB 27 J.Lewis
RB 12 A.Rodgers	SS 42 M.Burnett	QB 4 D.Prescott	SS 38 J.Heath
RB 33 A.Jones	FS 21 H.Hinton-Dix	FS 21 E.Elliott	FS 31 B.Jones

GREEN BAY SUBSTITUTIONS

— K 2 M.Crosby, P 8 J.Vogel, WR 11 T.Davis, FB 22 A.Ripkowski, CB 23 D.Randall, CB 24 Q.Rollins, S 25 M.Evans, S 27 J.Jones, CB 28 J.Hawkins, S 29 K.Brice, RB 30 J.Williams, RB 32 D.Mays, LB 51 K.Fackell, LB 55 A.Brooks, LS 59 T.Feeper, G 62 L.Patrick, WR 81 G.Allison, TE 82 R.Rodgers, WR 83 J.Rams, TE 84 L.Kendricks, DT 91 Q.Dial, DT 99 J.R-Jean Francois, **DID NOT PLAY** — CB 7 B.Hundley, T 74 U.John

DALLAS SUBSTITUTIONS

— CB 41 L.Pipkins, LB 48 J.Thomas, T 69 D.Bakhtari, G/T 77 A.Pankey, RB 88 T.Montgomery, DT 90 M.Adams, LB 98 C.Odom.

FIELD GOALS (Made) (& missed)

Player	Attempts	Made	Missed
D.Bailey	1	2	0
Green Bay Packers	7	6	1
Dallas Cowboys	14	14	0

Qtr	Time	Play Description (Extra Point) (Drive Info)	Yds	Visitor	Home
1	8:24	C.Beasley 2 yd. pass from D.Prescott (D.Bailey kick) (12-75, 6:36)	2	0	7
1	4:01	D.Adams 10 yd. pass from A.Rodgers (kick failed) (11-75, 4:23)	10	0	14
2	13:37	C.Beasley 5 yd. pass from A.Rodgers (kick failed) (11-75, 5:24)	5	0	19
2	6:10	D.Bryant 10 yd. pass from D.Prescott (D.Bailey kick) (10-57, 5:56)	10	0	29
2	0:54	A.Jones 7 yd. run (kick failed) (w/ (13-75, 5:16))	7	0	36
3	11:09	M.Crosby 22 yd. Field Goal (9-71, 3:51)	22	0	38
3	11:54	J.Nelson 10 yd. pass from A.Rodgers (M.Crosby kick) (14-88, 7:43)	10	0	48
4	9:56	D.Randall 21 yd. interception return (pass failed)	21	0	69
4	1:13	D.Prescott 11 yd. run (D.Bailey kick) (17-79, 8:43)	11	0	80
4	0:11	D.Adams 12 yd. pass from A.Rodgers (M.Crosby kick) (9-75, 1:02)	12	0	92

GREEN BAY DEFENSIVE STATISTICS (Official)

UT	A	TEL	TI	SK	QB	FF	FR	Int	PD	UT	A	TEL	TI	SK	QB	FF	FR	Int	PD
B.Martinez	10	3	0	13	0-0	2	0	0	0	N.Perry	2	1	1	3	1-6	1	1	1	0-0
J.Ryan	7	2	0	9	0-0	0	0	0	0	D.Randall	1	2	0	3	0-0	0	0	0	1-21
M.Burnett	5	1	0	6	0-0	0	0	0	0	J.Hancock	2	0	0	2	0-0	0	0	0	0-0
C.Matthews	5	1	0	6	0-0	0	0	0	0	K.Brice	2	0	0	2	0-0	0	0	0	0-0
H.Dalton-Dix	4	1	0	5	0-0	0	0	0	0	J.Hawkins	2	0	0	2	0-0	0	0	0	0-0
O.Rollins	4	1	0	5	0-0	0	0	0	0	K.King	2	0	1	2	0-0	1	0	0	0-0
K.Clark	2	2	0	4	0-0	0	0	0	0	A.Brooks	1	1	0	2	0-0	1	0	0	0-0
D.House	2	2	0	4	0-0	0	0	0	0	D.Lowy	0	1	1	0	2	0-0	0	0	0-0
J.Jones	3	0	0	3	0-0	0	0	0	0	Q.Dial	0	1	0	1	0-0	0	0	0	0-0
Totals	56	23	4	79	1-6	5	1	2	1-21	R-Jean Francois	0	1	0	1	0-0	0	0	0	0-0

Green Bay Packers										Dallas Cowboys													
RUSHING	ATT	YDS	AVG	LG	TD	RUSHING	ATT	YDS	AVG	LG	TD	RUSHING	ATT	YDS	AVG	LG	TD	RUSHING	ATT	YDS	AVG	LG	TD
A.Jones	19	125	6.6	22	1	E.Elliott	29	116	4.0	21	0	E.Elliott	29	116	4.0	21	0	E.Elliott	29	116	4.0	21	0
A.Ripkowski	4	32	8.0	18	0	D.Prescott	4	37	9.3	23	1	A.Morris	2	10	5.0	5	0	A.Morris	2	10	5.0	5	0
J.Williams	1	1	1.0	1	0	Total	35	163	4.7	25	1	Total	35	163	4.7	25	1	Total	35	163	4.7	25	1
Total	25	160	6.4	22	1	Total	35	163	4.7	25	1	Total	35	163	4.7	25	1	Total	35	163	4.7	25	1

PASSING										PASSING														
ATT	CMP	YDS	SK/YD	TD	LG	INT	RT	ATT	CMP	YDS	SK/YD	TD	LG	INT	RT	ATT	CMP	YDS	SK/YD	TD	LG	INT	RT	
A.Rodgers	29	19	221	4/39	3	33	0	122/9	D.Prescott	36	25	251	1/6	3	49	1	105/2	D.Prescott	36	25	251	1/6	3	49
Total	29	19	221	4/39	3	33	0	122/9	Total	36	25	251	1/6	3	49	1	105/2	Total	36	25	251	1/6	3	49

PASS RECEIVING										PASS RECEIVING													
NO	YDS	AVG	LG	TD	NO	YDS	AVG	LG	TD	NO	YDS	AVG	LG	TD	NO	YDS	AVG	LG	TD				
A.Adams	7	66	9.4	14	2	D.Bryant	5	52	10.4	15	1	D.Bryant	4	52	10.4	15	1	D.Bryant	4	52	10.4	15	1
R.Cobb	4	29	7.3	13	0	C.Beasley	4	57	14.3	12	2	C.Beasley	4	57	14.3	12	2	C.Beasley	4	57	14.3	12	2
M.Bennett	3	53	17.7	33	0	B.Burter	2	57	28.5	49	1	B.Burter	2	57	28.5	49	1	B.Burter	2	57	28.5	49	1
J.Kendricks	2	24	12.0	14	0	T.Williams	2	14	7.0	10	0	T.Williams	2	14	7.0	10	0	T.Williams	2	14	7.0	10	0
Rodgers	1	1	1.0	1	0	K.Smith	2	10	5.0	6	0	K.Smith	2	10	5.0	6	0	K.Smith	2	10	5.0	6	0
A.Jones	1	9	9.0	16	0	R.Smith	1	18	18.0	18	0	R.Smith	1	18	18.0	18	0	R.Smith	1	18	18.0	18	0
Total	19	221	11.6	33	3	Total	25	251	10.0	49	3	Total	25	251	10.0	49	3	Total	25	251	10.0	49	3

INTERCEPTIONS										INTERCEPTIONS													
NO	YDS	AVG	LG	TD	NO	YDS	AVG	LG	TD	NO	YDS	AVG	LG	TD	NO	YDS	AVG	LG	TD				
D.Randall	1	21	21.0	21	1	Total	1	21	21.0	21	1	Total	1	21	21.0	21	1	Total	1	21	21.0	21	1
Total	1	21	21.0	21	1	Total	1	21	21.0	21	1	Total	1	21	21.0	21	1	Total	1	21	21.0	21	1

PUNTING										PUNTING										
NO	YDS	AVG	NET	TB	IN20	LG	NO	YDS	AVG	NET	TB	IN20	LG	NO	YDS	AVG	NET	TB	IN20	
J.Vogel	2	97	48.5	49.0	0	1	C.Jones	1	38	38.0	0	1	38	C.Jones	1	38	38.0	0	1	38
Total	2	97	48.5	49.0	0	1	Total	1	38	38.0	0	1	38	Total	1	38	38.0	0	1	38

PUNT RETURNS										PUNT RETURNS													
NO	YDS	AVG	FC	LG	TD	NO	YDS	AVG	FC	LG	TD	NO	YDS	AVG	FC	LG	TD	NO	YDS				
(downed)	1	0	0.0	0	0	R.Schwartz	1	-1	-1.0	-1	0	R.Schwartz	1	-1	-1.0	-1	0	R.Schwartz	1	-1	-1.0	-1	0
Returns	0	0	0.0	0	0	Returns	1	-1	-1.0	-1	0	Returns	1	-1	-1.0	-1	0	Returns	1	-1	-1.0	-1	0

KICK RETURNS										KICK RETURNS													
NO	YDS	AVG	FC	LG	TD	NO	YDS	AVG	FC	LG	TD	NO	YDS	AVG	FC	LG	TD	NO	YDS				
J.Janis	1	17	17.0	0	0	R.Schwartz	1	25	25.0	0	0	R.Schwartz	1	25	25.0	0	0	R.Schwartz	1	25	25.0	0	0
(tback)	5	0	0.0	0	0	Returns	1	25	25.0	0	0	Returns	1	25	25.0	0	0	Returns	1	25	25.0	0	0
Returns	1	17	17.0	0	0	Returns	1	25	25.0	0	0	Returns	1	25	25.0	0	0	Returns	1	25	25.0	0	0

FUMBLES										FUMBLES										
FumLost	Rec	Yds	TD	FF	Rec	Yds	TD	FF	Rec	Yds	TD	FumLost	Rec	Yds	TD	FF	Rec	Yds	TD	
N.Perry	1	0	0	0	1	1	0	0	1	0	0	T.Fredrick	1	0	0	0	1	1	0	0
D.Rollins	0	0	0	0	1	1	0	0	1	0	0	D.Prescott	1	0	0	0	1	1	0	0
Total	1	0	0	0	2	2	0	0	2	0	0	Total	2	0	0	0	2	2	0	0

TOTAL FIRST DOWNS										TOTAL FIRST DOWNS									
By Rushing	By Passing	By Penalty	Total	By Rushing	By Passing	By Penalty	Total	By Rushing	By Passing	By Penalty	Total	By Rushing	By Passing	By Penalty	Total				
9	9	13	31	10	15	1	26	9	9	13	31	10	15	1	26				



MINNESOTA 23, GREEN BAY 10

U.S. Bank Stadium, Sunday, Oct. 15, 2017. Attendance: 66,848. Time: 3:16. Weather: Indoors.

GAME 6

MINNEAPOLIS (AP) — Aaron Rodgers and the Green Bay Packers arrived at the Super Bowl site for this season with a realistic goal of returning to Minnesota in four months for a crack at another championship. Their chance of returning in February took an awfully big hit when Rodgers broke his collarbone.

Harrison Smith led Minnesota's defense in a win over the Packers after Rodgers left the field on a cart, taking a big piece of Green Bay's title aspirations with him and paving the way for a 23-10 victory by the Vikings on Sunday at U.S. Bank Stadium that transformed the trajectory of the NFC North race.

The Packers said Rodgers could be done for the season after he fell on his throwing shoulder after being taken down by Anthony Barr during an interception on the second drive for the Packers. Backup Brett Hundley, who completed 18 of 33 passes for 157 yards and his first career touchdown to Davante Adams, threw three interceptions. Barr, who later left with a concussion, was not penalized for the hit on Rodgers. Smith had 1½ sacks on safety blitzes, a diving interception and two pass breakups, helping the Vikings (4-2) limit the injury-depleted Packers to a season-low 227 yards. The Packers had five first downs and 102 yards over the first three quarters.

Vikings backup Case Keenum made his fourth start and finished for the fifth time in place of Sam Bradford, who's been waylaid by wear and tear in his twice-repaired left knee. Keenum went 24 for 38 for 239 yards without top wide receiver Stefan Diggs, who was out with a groin injury, the three 13 times to Adam Thielen, completing nine for 97 yards, and had one interception and zero sacks.

McCarty said he was concerned about his defense entering the game, with three starters, cornerback Davon House and Kevin King and strong safety Morgan Burnett, ruled out with injuries. Then another cornerback, Quinten Rollins, hurt his ankle and didn't return.

The Packers had Ty Montgomery back at tailback after missing the previous game because of broken ribs, but he was limited to 28 yards on 10 carries. Aaron Jones gained 41 yards on 13 attempts. Montgomery made a juggling catch at the goal line that was ultimately ruled incomplete by replay-review reversal, forcing a short field goal instead and keeping the Vikings in front 14-10 right before halftime.

For the first time in six games this season, the Packers had their entire starting offensive line intact. That lasted about half the game. Right tackle Bryan Bulaga was removed because of a concussion, and left tackle David Bakhtiar's hamstring flared up again after he missed the previous four games with the injury. Left guard Lane Taylor also departed with injuries to his ankle and knee.

OFFICIALS — Referee: Donald Torbert (62); Umpire: Paul King (121); Down Judge: Sarah Thomas (53); Line Judge: Mark Steinkirchner (84); Field Judge: Aaron Santel (50); Side Judge: Scott Edwards (3); Back Judge: Greg Yelke (38); Replay Official: Bill Spykma

STARTING LINEUPS

Green Bay Packers

Offense	Defense	Offense	Defense
WR 87 J.Nelson	DE 94 D.Lowry	WR 19 A.Thielen	LE 99 D.Hunter
WR 69 D.Bakhtiar	NT 97 K.Clark	LT 71 R.Faif	DT 92 T.Johnson
LG 66 L.Taylor	DT 76 M.Daniels	LG 75 J.Sifles	NT 98 L.Joseph
C 63 C.Linsley	LOLB 53 N.Perry	C 65 P.Elliott	RE 96 J.Giffen
RG 73 J.Evans	ILB 47 J.Ryan	RG 61 J.Berger	CB 23 T.Nevman
RT 75 B.Bulaga	ILB 50 B.Matthews	RT 74 M.Remmers	MLB 54 E.Kendricks
TE 80 M.Burnett	ROLB 52 C.Matthews	TE 82 K.Randolph	SLB 55 A.Barr
WR 18 R.Coob	LCB 23 D.Randall	WR 18 M.Floyd	LCB 26 T.Waynes
WR 17 D.Adams	RCB 28 J.Hawkins	WR 7 C.Keenum	SS 29 X.Rhodes
QB 12 A.Rodgers	SS 28 J.Hawkins	QB 89 D.Morgan	SB 41 A.Harris
RB 88 T.Montgomery	FS 21 H.Gilton-Dix	FS 25 L.Murray	FS 22 H.Smith

GREEN BAY SUBSTITUTIONS

— K 2 M.Crosby; OB 7 B.Hundley; P 8 J.Vogel; WR 11 T.Davis; FB 22 A.Ripkowski; CB 24 Q.Rollins; S 25 M.Evans; ST 1 J.Williams; RB 30 J.Williams; RB 33 A.Jones; CB 41 T.Phipkins; LB 51 K.Fackrell; LS 39 T.Pepper; G 62 L.Patrick; G 64 J.McCray; T 74 U.John; WR 81 G.Rodgers; WR 83 J.Jalms; TE 84 L.Kendricks; DT 91 Q.Dial; LB 98 C.Odom; DT 99 R.Jean Francois; DID NOT PLAY — RB 32 D.Mays; INACTIVES — CB 20 K.King; CB 31 D.House; S 42 M.Burnett; LB 48 J.Thomas; LB 55 A.Brooks; GT 77 A.Pankey; DT 90 M.Adams.

FIELD GOALS (made / & missed)

Player	Attempts	Goals	Missed
M.Crosby	26	1	25
Green Bay Packers	1	0	1
Minnesota Vikings	10	14	0

GREEN BAY DEFENSIVE STATISTICS (official)

Player	Att	Comp	Yds	Sk	Int	TD	Yds	FF	Rec	Yds	TD	Out
Qatar	14:53	J.McKinnon 27 yd. pass from C.Keenum (K.Forbath kick) (2-42, 0:11)	0	0	0	0	0	0	0	0	0	0
Vikings	2	10-40	1	0	0-0	0	0	0	0	0	0	0
Packers	2	7-22	D.Adams 14 yd. pass from B.Hundley (M.Crosby kick) (3-18, 1:24)	0	0	0	0	0	0	0	0	0
Packers	2	1:51	J.McKinnon 3 yd. run (K.Forbath kick) (8-84, 3:18)	0	0	0	0	0	0	0	0	0
Vikings	3	9:35	M.Crosby 26 yd. Field Goal (7-30, 2:11)	0	0	0	0	0	0	0	0	0
Vikings	4	14:57	K.Forbath 36 yd. Field Goal (12-57, 5:25)	0	0	0	0	0	0	0	0	0
Vikings	4	10:47	K.Forbath 34 yd. Field Goal (11-66, 5:16)	0	0	0	0	0	0	0	0	0
Vikings	4	10:47	K.Forbath 53 yd. Field Goal (4-0, 1:29)	0	0	0	0	0	0	0	0	0

Player	Att	Comp	Yds	Sk	Int	TD	Yds	FF	Rec	Yds	TD	Out
Qatar	12	2	14	0-0	0	0	0	0	0	0	0	0
B.Martinez	5	1	0	0-0	1	0	0-0	0	0	0	0	0
K.Clark	5	1	0	0-0	1	0	0-0	0	0	0	0	0
J.Hawkins	8	1	0	0-0	1	0	0-0	0	0	0	0	0
J.Ryan	4	4	1	0	0-0	0	0	0	0	0	0	0
L.Phipkins	5	4	1	0	0-0	0	0	0	0	0	0	0
M.Daniels	2	4	1	0	0-0	0	0	0	0	0	0	0
D.Randall	4	1	0	0-0	0	0	0	0	0	0	0	0
H.Gilton-Dix	4	0	0	0-0	0	0	0	0	0	0	0	0
K.Brice	1	1	0	0	0-0	0	0	0	0	0	0	0
N.Perry	3	1	0	0	0-0	0	0	0	0	0	0	0

Player	Att	Comp	Yds	Sk	Int	TD	Yds	FF	Rec	Yds	TD	Out
Green Bay Packers	33	18	157	4/20	1	26	3	39.6	0	0	0	0
B.Hundley	4	2	18	0/0	0	10	0	62.5	0	0	0	0
A.Rodgers	37	20	175	4/20	1	26	3	42.1	0	0	0	0
Total	37	20	175	4/20	1	26	3	42.1	0	0	0	0
Minnesota Vikings	24	15	69	1/7	4	6	0	20.3	0	0	0	0
J.McKinnon	13	4	41	3/2	3	2	0	31.2	0	0	0	0
T.Montgomery	10	10	28	0/0	0	3	0	28.0	0	0	0	0
B.Hundley	1	1	7	0/0	0	3	0	7.0	0	0	0	0
Total	24	15	69	1/7	4	6	0	20.3	0	0	0	0

Player	Att	Comp	Yds	Sk	Int	TD	Yds	FF	Rec	Yds	TD	Out
Green Bay Packers	6	6	60	10/0	0	26	0	10.7	0	0	0	0
J.Nelson	5	5	54	10.8	19	1	0	10.7	0	0	0	0
D.Adams	3	3	28	9.3	14	0	0	10.7	0	0	0	0
R.Coob	2	2	22	11.0	14	0	0	10.7	0	0	0	0
M.Burnett	1	1	7	7.0	7	0	0	10.7	0	0	0	0
G.Allison	1	1	3	3.0	3	0	0	10.7	0	0	0	0
T.Montgomery	1	1	1	1.0	1	0	0	10.7	0	0	0	0
A.Jones	0	0	0	0.0	0	0	0	10.7	0	0	0	0
A.Ripkowski	20	17	5	0.0	8.8	26	1	10.7	0	0	0	0
Total	20	17	5	0.0	8.8	26	1	10.7	0	0	0	0
Minnesota Vikings	1	1	14	14.0	14	0	0	14.0	0	0	0	0
D.Randall	1	1	14	14.0	14	0	0	14.0	0	0	0	0
Total	1	1	14	14.0	14	0	0	14.0	0	0	0	0

Player	Att	Comp	Yds	Sk	Int	TD	Yds	FF	Rec	Yds	TD	Out
Green Bay Packers	6	263	43.8	44.7	0	4	56	0	0	0	0	0
J.Vogel	6	263	43.8	44.7	0	4	56	0	0	0	0	0
Total	6	263	43.8	44.7	0	4	56	0	0	0	0	0
Minnesota Vikings	1	1	8	8.0	2	0	0	0	0	0	0	0
T.Davis	1	1	8	8.0	2	0	0	0	0	0	0	0
Out of bounds	1	1	8	8.0	2	0	0	0	0	0	0	0
Returns	1	1	8	8.0	2	0	0	0	0	0	0	0
Total	1	1	8	8.0	2	0	0	0	0	0	0	0

Player	Att	Comp	Yds	Sk	Int	TD	Yds	FF	Rec	Yds	TD	Out
Green Bay Packers	2	55	27.5	11.0	0	29	0	0	0	0	0	0
J.Davis	2	55	27.5	11.0	0	29	0	0	0	0	0	0
J.Ahrens	1	11	11.0	0.0	0	0	0	0	0	0	0	0
(back)	3	3	0	0.0	0	0	0	0	0	0	0	0
Returns	3	66	22.0	0	0	29	0	0	0	0	0	0
Total	3	66	22.0	0	0	29	0	0	0	0	0	0
Minnesota Vikings	2	0	0	0.0	2	1	63	0	1	63	0	1
Total	2	0	0	0.0	2	1	63	0	1	63	0	1

Player	Att	Comp	Yds	Sk	Int	TD	Yds	FF	Rec	Yds	TD	Out
Green Bay Packers	1	0	0	0	0	0	0	0	0	0	0	0
B.Hundley	1	0	0	0	0	0	0	0	0	0	0	0
C.Matthews	0	0	0	0	0	1	63	0	0	0	0	0
K.Clark	0	0	0	0	0	1	0	0	0	0	0	0
J.Hawkins	0	0	0	0	0	1	0	0	0	0	0	0
Total	2	0	0	0	0	2	1	63	0	0	0	1

Player	Att	Comp	Yds	Sk	Int	TD	Yds	FF	Rec	Yds	TD	Out
Green Bay Packers	14	14	14.0	14.0	14	0	0	0	0	0	0	0
Total	14	14	14.0	14.0	14	0	0	0	0	0	0	0
Minnesota Vikings	1	1	1	1.0	1	0	0	0	0	0	0	0
Total	1	1	1	1.0	1	0	0	0	0	0	0	0

Player	Att	Comp	Yds	Sk	Int	TD	Yds	FF	Rec	Yds	TD	Out
Green Bay Packers	38	24	239	0/0	1	271	1	78.7	0	0	0	0
C.Keenum	38	24	239	0/0	1	271	1	78.7	0	0	0	0
Total	38	24	239	0/0	1	271	1	78.7	0	0	0	0
Minnesota Vikings	9	9	96	10.7	23	0	0	10.7	0	0	0	0
A.Thielen	5	5	47	9.4	16	0	0	10.7	0	0	0	0
K.Rudolph	5	5	30	6.0	271	1	0	10.7	0	0	0	0
J.McKinnon	3	3	51	17.0	25	0	0	10.7	0	0	0	0
L.Treadwell	1	1	10	10.0	10	0	0	10.7	0	0	0	0
M.Floyd	1	1	5	5.0	5	0	0	10.7	0	0	0	0
Total	24	239	10.0	27	1	0	0	10.7	0	0	0	0

Player	Att	Comp	Yds	Sk	Int	TD	Yds	FF	Rec	Yds</
--------	-----	------	-----	----	-----	----	-----	----	-----	-------



NEW ORLEANS 26, GREEN BAY 17

Lambeau Field, Sunday, Oct. 22, 2017. Attendance: 78,380. Time: 2:58. Weather: 52° F. Humidity: 100 percent. Wind: W 10 mph. GAME 7

GREEN BAY, Wis. — Drew Brees threw for a touchdown and ran for another. Mark Ingram rushed for a score and the New Orleans Saints overcame several mistakes to beat the Green Bay Packers 26-17 on Sunday.

Will Lutz kicked two second-half field goals, including a 44-yarder, to put New Orleans up for good 19-17 with 10:26 left in the game. Brees' 1-yard sneak gave the Saints a two-score lead with 4:55 left.

The sloppy Saints were fortunate to get their fourth straight victory. The Packers lost their first game with Brett Hundley starting at quarterback for injured star Aaron Rodgers.

New Orleans' defense gave up a 46-yard touchdown run to rookie Aaron Jones on the opening drive. Brees was picked off twice in the first quarter. Lutz had a blocked extra point and New Orleans (4-2) was penalized seven times for 80 yards.

But the Saints pulled away late at overcast Lambeau Field, scoring on all four of their second-half drives.

After holding the Packers (4-3) to a three-and-out inside the 20, New Orleans drove 55 yards in eight plays to seal the game with Brees' sneak over the goal line.

Brees finished 27 of 38 for 331 yards with a touchdown. Ingram ran for 105 yards on 22 carries.

Trailing late, the Packers couldn't muster big plays without Rodgers. He's out indefinitely with a broken right collarbone.

Instead, Mike McCarthy turned to a running game that initially threw off the Saints.

Jones had 131 yards on 17 carries. Hundley showed toughness in running for a 14-yard score to give Green Bay a 14-7 lead with 8:37 left in the second quarter.

But the Packers managed just a 46-yard field goal from Mason Crosby in the second half, which gave them a brief 17-16 lead.

But the Saints took over from there, and the Packers couldn't keep up through the air.

Hundley finished 12 of 25 for 87 yards. He was intercepted by safety Kenny Vaccaro on a deep ball down the middle of the field with 4:20 left, ending the Packers' comeback bid.

Besides Brees, two picks, the Saints' rough first quarter also included a punt fumbled by Ted Ginn Jr. at his 20. But New Orleans got a break and retained possession when the Packers' Josh Jones was whistled for fair-catch interference.

For the Saints, Ginn had 141 yards on seven catches, while fellow receiver Michael Thomas finished with 82 yards on seven receptions.

For the Packers, their playmakers at receiver were shut down with Hundley running the offense. Tight end Martellus Bennett was the leading receiver with 17 yards on two catches.

OFFICIALS — Referee: Jerome Boger (23); Umpire: Richard Hall (49); Down Judge: Ed Camp (134); Line Judge: Mike Carr (63); Field Judge: Eugene Hall (103); Side Judge: Walt Coleman IV (87); Back Judge: Tony Straterone (112); Replay Official: John McGrath

New Orleans Saints		Green Bay Packers	
Offense	Defense	Offense	Defense
WR 13 M.Thomas	RDE 57 A.Okfor	WR 87 J.Nelson	DE 94 D.Lowry
LT 72 T.Arnstead	RDT 95 T.Davison	LT 69 D.Bachari	NT 96 K.Clark
LG 73 A.Petal	LDT 98 S.Frankis	LG 64 J.McCray	DT 77 M.Daniels
C 60 M.Unger	LDE 94 C.Jordan	C 63 C.Linsley	DT 97 K.Matthews
Rg 67 L.Warford	WILL 52 C.Hoelstson	RB 73 J.Evans	LB 47 J.Ryan
RT 71 R.Ramczyk	SAM 53 A.Klein	RT 75 B.Bulaga	ILB 50 B.Martinez
TE 84 M.Hoonaanani	RCB 23 M.Altiorne	TE 80 M.Bennett	ROLB 53 N.Perry
WR 19 T.Ginn	S 32 K.Vaccaro	WR 18 R.Cobb	LCB 31 D.House
QB 9 D.Brees	S 48 W.Williams	WR 17 D.Adams	ROB 20 K.King
RB 22 M.Ingram	S 49 V.Bell	QB 7 B.Hundley	SS 29 K.Brice
FB 42 J.Line	LCB 20 K.Crawley	RB 33 A.Jones	FS 21 H.Cinton-Dix

GREEN BAY SUBSTITUTIONS — K 2 M.Crosby, P 8 J.Vogel, WR 11 T.Davis, RB 22 A.Rapikowski, CB 23 D.Randall, S 23 M.Evans, S 27 J.Jones, CB 28 J.Hawkins, RB 30 J.Williams, S 35 J.Whitehead, CB 41 L.Phipps, LB 51 K.Fradell, LS 59 I.Pepper, G 62 L.Patrick, WR 81 G.Allison, TE 82 R.Rodgers, WR 83 J.Janis, TE 84 L.Kendricks, RB 88 T.McMontgomery, DT 91 O.Dial, LB 98 C.Odom, DT 99 R.Jean Francois, **Did Not Play** — QB 6 J.Gallahan, T 74 U.John, **INACTIVES** — RB 32 D.Mays, S 42 M.Burnett, LB 48 J.Thomas, LB 55 A.Brooks, G 65 L.Taylor, G 77 A.Pankey, DT 90 M.Adams.

New Orleans Saints		Green Bay Packers					
ATT	CMP	YDS	SKYD	TD	LG	IN	RT
38	27	331	1/7	1	47	2	84.4
Total	38	27	331	1/7	1	47	84.4

New Orleans Saints		Green Bay Packers					
ATT	CMP	YDS	SKYD	TD	LG	IN	RT
22	10	105	4/8	4.8	23	1	0
M.Ingram	9	57	6.3	19	19	1	0
A.Kamara	5	5	-1	-0.2	11	1	1
D.Brees	36	161	4.5	23	23	2	2
Total	22	105	4/8	4.8	23	1	0

New Orleans Saints		Green Bay Packers	
NO	YDS	AVG	FC
7	141	20.1	2
T.Ginn	90	11.7	0
M.Thomas	52	82	2
A.Kamara	4	10.0	0
M.Ingram	3	1.3	0
G.Odom	2	31	15.5
B.Coleman	2	22	11.0
C.Fisher	2	22	11.0
Total	27	331	12.3

New Orleans Saints		Green Bay Packers	
NO	YDS	AVG	FC
1	0	0.0	0
K.Vaccaro	0	0.0	0
Total	1	0	0.0

New Orleans Saints		Green Bay Packers	
NO	YDS	AVG	FC
7	7.0	7.0	2
T.Ginn	2	0.0	0
D.House	2	1.0	0
Returns	1	7.0	2
Total	7	7.0	2

New Orleans Saints		Green Bay Packers	
NO	YDS	AVG	FC
57	28.5	0.5	0
T.Lewis	2	0.0	0
T.Davis	2	0.0	0
Returns	2	57	28.5
Total	2	57	28.5

New Orleans Saints		Green Bay Packers							
Fun	Lost	Rec	Yds	TD	FF	Rec	Yds	TD	Out
1	0	1	0	0	0	0	0	0	0
T.Ginn	0	0	0	0	0	0	0	0	0
A.Okfor	0	0	0	0	1	0	0	0	0
S.Rankins	0	0	0	0	1	0	0	0	0
Total	1	0	1	0	2	0	0	0	0

New Orleans Saints		Green Bay Packers							
Fun	Lost	Rec	Yds	TD	FF	Rec	Yds	TD	Out
1	0	0	0	0	0	0	0	0	0
R.Cobb	1	0	0	0	0	0	0	0	0
B.Hundley	1	0	0	0	0	0	0	0	0
J.Evans	0	0	1	0	0	0	0	0	0
J.McCray	0	0	1	0	0	0	0	0	0
Total	2	0	2	0	0	0	0	0	0

New Orleans Saints		Green Bay Packers					
ATT	CMP	YDS	SKYD	TD	LG	IN	RT
25	12	87	1/8	0	14	1	39.9
Total	25	12	87	1/8	0	14	39.9

New Orleans Saints		Green Bay Packers					
ATT	CMP	YDS	SKYD	TD	LG	IN	RT
17	3	131	1/7	1.7	46	1	1
A.Jones	3	17	2.3	4	4	0	0
M.Bennett	2	15	9.3	12	12	0	0
R.Cobb	2	12	6.0	8	8	0	0
G.Adams	1	12	12.0	14	14	0	0
D.Allison	1	14	14.0	13	13	0	0
J.Watson	1	13	13.0	9	9	0	0
T.McMontgomery	1	13	13.0	13	13	0	0
Total	12	87	7.3	14	14	0	0

New Orleans Saints		Green Bay Packers	
NO	YDS	AVG	FC
1	0	0.0	0
D.Randall	0	0.0	0
D.House	1	0	0
Total	1	0	0.0

New Orleans Saints		Green Bay Packers	
NO	YDS	AVG	FC
5	238	47.6	46.2
J.Vogel	2	46.2	0
Total	5	238	47.6

New Orleans Saints		Green Bay Packers	
NO	YDS	AVG	FC
0	0	0.0	1
T.Davis	0	0.0	1
Returns	1	0	0
Total	0	0.0	1

New Orleans Saints		Green Bay Packers	
NO	YDS	AVG	FC
52	26.0	0	0
T.Davis	2	0.0	0
Returns	2	52	26.0
Total	2	52	26.0

New Orleans Saints		Green Bay Packers							
Fun	Lost	Rec	Yds	TD	FF	Rec	Yds	TD	Out
1	0	0	0	0	0	0	0	0	0
R.Cobb	1	0	0	0	0	0	0	0	0
B.Hundley	1	0	0	0	0	0	0	0	0
J.Evans	0	0	1	0	0	0	0	0	0
J.McCray	0	0	1	0	0	0	0	0	0
Total	2	0	2	0	0	0	0	0	0

New Orleans Saints		Green Bay Packers	
FGs - PATs	had blocked	FGs - PATs	had blocked
0-1	0-1	0-1	0-0
Net Punting Average	39.0	46.2	46.2
TOTAL RETURN YARDS (not inc. kickoffs)	7	0	0
No. and Yards Punt Returns	1-7	0-0	0-0
No. and Yards Kickoff Returns	2-57	2-52	2-52
No. and Yards Interception Returns	1-0	1-0	2-0
PENALTIES Number and Yards	7-80	8-54	8-54
FUMBLES Number and Lost	1-0	2-0	2-0
TOUCHDOWNS	3	2	2
Rushing	2	2	2
Passing	1	0	0
EXTRA POINTS Made-Attempts	2-3	2-2	2-2
Kicking Made-Attempts	2-3	2-2	2-2
FIELD GOALS Made-Attempts	2-2	1-2	1-2
RED-ZONE EFFICIENCY	2-3-67%	1-1-100%	1-1-100%
GOAL-TO-GO EFFICIENCY	1-1-100%	0-0-0%	0-0-0%
SAFETIES	0	0	0
FINAL SCORE	26	17	17
TIME OF POSSESSION	36:56	23:04	23:04

New Orleans Saints		Green Bay Packers																		
UT	A	TEL	TK	SK	QBH	FF	ER	Int	PD	UT	A	TEL	TK	SK	QBH	FF	ER	Int	PD	
13	2	0	15	0-0	0	0	0	0	0	0	0	2	1	0	3	0-0	0	0	0	0
B.Martinez	7	1	0	8	-0-0	0	0	0	0	0	0	2	1	0	3	0-0	0	0	0	0
K.Brice	7	1	0	8	-0-0	0	0	0	0	0	0	2	1	0	3	0-0	0	0	0	0
D.House	5	3	1	8	-0-0	0	0	0	0	0	0	2	1	1	3	-1-7	0	0	0	0
H.Cinton-Dix	2	6	0	8	-0-0	2	0	0	0	0	0	2	0	0	3	0-0	0	0	0	0
K.Clark	3	3	1	6	-0-0	0	0	0	0	0	0	2	0	0	2	0-0	0	0	0	0
C.Matthews	2	4	0	6	-0-0	0	0	0	0	0	0	1	1	0	2	0-0	0	0	0	0
K.King	4	0	0	4	-0-0	0	0	0	0	0	0	1	1	0	2	0-0	0	0	0	0
J.Jones	2	4	0	4	-0-0	0	0	0	0	0	0	1	0	1	1	0-0	1	0	0	0
M.Daniels	3	0	0	3	0-0	1	0	0	0	0	0	1	0	1	1	0-0	1	0	0	0
Totals	58	27	4	85	1-7	4	0	0	0	0	0	4	0	0	4	0	0	0	0	0

New Orleans Saints		Green Bay Packers																	
UT	A	TEL	TK	SK	QBH	FF	ER	Int	PD	UT	A	TEL	TK	SK	QBH	FF	ER	Int	PD
13	2	0	15	0-0	0	0	0	0	0	0	0	2	1	0	3	0-0	0	0	0
B.Martinez	7	1	0	8	-0-0	0	0	0	0	0	0	2	1	0	3	0-0	0	0	0
K.Brice	7	1	0	8	-0-0	0	0	0	0	0	0	2	1	0	3	0-0	0	0	0
D.House	5	3	1	8	-0-0	0	0	0	0	0	0	2	1	1	3	-1-7	0	0	0
H.Cinton-Dix	2	6	0	8	-0-0	2	0	0	0	0	0	2	0	0	3	0-0	0	0	0
K.Clark	3	3	1	6	-0-0	0	0	0	0	0	0	2	0	0	2	0-0	0	0	0
C.Mat																			

DETROIT 30, GREEN BAY 17

Lambeau Field, Monday, Nov. 6, 2017. Attendance: 77,576. Time: 2:45. Weather: 35° F. Humidity: 58 percent. Wind: SW 3 mph

GREEN BAY — Matthew Stafford passed for 361 yards and two touchdowns to Marvin Jones, and the Lions snapped a three-game losing streak with a 30-17 win on Monday night over the Green Bay Packers. Stafford was 26 of 33, including 12 of 14 in the first half with a 25-yard touchdown pass to Jones. Aaron Rodgers added a 4-yard touchdown run for Detroit (4-4), Green Bay (4-4) finally got in the end zone on Brett Hundley's 1-yard quarterback sneak with 9:52 left.

The Lions answered with Stafford's 11-yard touchdown pass to Jones with 8:06 remaining, putting the game out of reach with a 17-point lead. Jones had seven catches for 107 yards.

Stafford has lost three straight games. Their once-potent offense has struggled since Aaron Rodgers broke his right collarbone on Oct. 15 at Minnesota. Hundley finished 26 of 38 for 245 yards. Cornerback Darius Slay blanketed Jordy Nelson when the Packers did try to throw long while the game was still competitive.

Abdullah fumbled the ball away in the third quarter, but the Packers went three-and-out on the ensuing drive. Familiar problems in the red zone popped up for the Lions when they were stopped on three plays at the Packers 1, forcing them to settle for a field goal for a 17-point lead with 12:25 left.

But without Rodgers, the Packers couldn't keep up with the accurate, rocket-armed Stafford.

The Lions were 8 of 13 on third-down conversions, with Stafford burning the Packers with clutch throws. The Packers were just 2 of 9 on third downs and failed to convert both of their fourth-down chances.

The Lions' opening score was set up by an unnecessary roughness penalty on Mike Daniels, after the defensive lineman appeared to head-butt Detroit center Travis Swanson. The flag negated an incomplete on third-and-15 that would have forced the Lions to punt from their own 25. Stafford connected with Jones for the touchdown pass the plays later.

The first scoring strike to Jones was the 20th touchdown pass in 117 career games for Stafford, the sixth quickest in NFL history to reach the milestone. Stafford, who turns 30 in February, is also fourth in NFL history for career touchdown passes before age 30 behind Dan Marino, Peyton Manning and Brett Favre.

Special teams didn't help the Packers. Working in their third long snapper of the season because of injuries, Green Bay had a 38-yard field goal blocked in the first quarter on a play that started with a low snap. Trevor Davis didn't get past the 22 on three kick-off returns in the first half.

WR Golden Tate joined Jones over the 100-yard mark with seven receptions for 113 yards. Abdullah had 21 carries for 48 yards.

The Packers' playmaking receivers did have more opportunities, though most came on short passes. Randall Cobb finished with 58 yards on five receptions, including a catch-and-run for a 46-yard gain that set up Hundley's TD run. Davante Adams had seven catches for 53 yards.

OFFICIALS — Referee: Clete Blakeman (34); Umpire: Ramon George (128); Down Judge: Tom Stephan (68); Line Judge: Dana McKenzie (8); Field Judge: Joe Larrew (73); Side Judge: Dyrrol Roeper (109); Replay Official: Carl Madsen

STARTING LINEUPS

Detroit Lions		Green Bay Packers	
Offense	Defense	Offense	Defense
WR 15 G. Tate	DE 69 A. Zaire	WR 87 J. Nelson	NT 76 K. Clark
LT 72 B. Minnik	DT 91 A. Robinson	LT 69 D. Bakhtiari	DT 97 M. Daniels
LG 60 G. Glesgow	DT 97 A. Sparano	LG 63 L. Taylor	LOLB 52 C. Matthews
C 64 T. Swanson	DE 94 E. Ansah	C 63 C. Lindsey	LB 50 B. Martinez
RG 76 T. Lang	OLB 59 T. Whitehead	RG 73 J. Evans	LB 42 M. Burnett
RT 71 R. Wagner	MLB 40 J. Davis	RT 75 B. Bulaga	ROLB 51 M. Perry
TE 87 D. Fells	CB 28 O. Diggs	TE 84 L. Kendrick	LCB 33 D. House
WR 11 T. Jones	CB 23 D. Slay	WR 18 R. Cobb	RCB 20 K. King
WR 13 T. Jones	CB 24 N. Lawson	WR 17 D. Adams	CB 23 D. Randall
WR 9 M. Stafford	SS 32 T. Wilson	SS 7 B. Hundley	SS 27 J. Jones
RB 21 A. Abdullah	FS 27 G. Dulin	RB 33 A. Jones	RB 21 H. Clinton-Dix

GREEN BAY SUBSTITUTIONS — K 2 M. Crosby, P 8 J. Vogel, WR 11 T. Davis, RB 28 J. Ripkowski, S 25 M. Evans, GB 28 J. Hawkins, RB 30 J. Williams, S 33 J. Whitehead, GB 44 L. Pipkins, LB 45 V. Bilgel, LB 47 J. Ryan, LB 51 K. Fackell, LS 54 D. Hart, G 62 L. Patrick, G 64 J. McCray, WR 81 G. Allison, TE 82 R. Rodgers, WR 83 J. Jans, RB 88 T. Montgomery, DT 90 M. Adams, DE 94 D. Lowry, LB 98 C. Odum, **DID NOT PLAY** — QB 6 J. Gallahan, RB 32 D. Mays, **INACTIVES** — CB 44 D. Brown, LB 48 J. Thomas, LB 55 A. Brooks, T 74 U. John, GT 77 A. Panley, TE 80 M. Bennett, DT 91 O. Dial.

FIELD GOALS (Made () & missed)

Player	Attempts	Yards	Result
M. Prater	5/5	38	38B (35)
M. Crosby	1/1	3	38B (35)

GREEN BAY DEFENSIVE STATISTICS (official)

Player	Att	Yds	Sk	Int	TD	FF	FR	Int	PD
N. Perry	3	0	1	3	0	0	0	0	0
V. Bilgel	1	2	1	3	0	0	0	0	0
C. Odum	1	2	1	3	0	0	0	0	0
M. Evans	2	0	0	2	0	0	0	0	0
K. Fackell	2	0	0	2	0	0	0	0	0
D. Lowry	2	0	2	2	0	0	0	0	0
J. Ryan	2	0	0	2	0	0	0	0	0
J. Hawkins	1	0	0	1	0	0	0	0	0
Totals	59	19	11	78	1-8	4	2	1	0-0

Detroit Lions		Green Bay Packers			
RUSHING	ATT	YDS	AVG	LG	TD
A. Abdullah	21	48	2.3	11	1
T. Montgomery	5	11	2.2	14	0
J. Agnew	1	4	4.0	4	0
D. Washington	5	1	0.2	4	0
M. Stafford	1	0	0.0	0	0
Total	33	64	1.9	14	1
PASSING	ATT	COMP	YDS	SKYD	TD
M. Stafford	33	26	361	1/8	2
Total	33	26	361	1/8	2
PASS RECEIVING	NO	YDS	AVG	LG	TD
G. Tate	7	113	16.1	23	0
M. Jones	4	107	26.8	25	2
T. Riddick	4	62	15.5	63	0
E. Brown	3	35	11.7	19	0
T. Jones	2	29	14.5	17	0
D. Fells	1	10	10.0	10	0
A. Abdullah	1	9	9.0	9	0
B. Minnik	1	-4	-4.0	-4	0
Total	26	361	13.9	63	2
INTERCEPTIONS	NO	YDS	AVG	LG	TD
Total	0	0	0.0	0	0
PUNTING	NO	YDS	AVG	NET	TB
Total	0	0	0	0	0
PUNT RETURNS	NO	YDS	AVG	FC	LG
J. Agnew	2	9	4.5	1	9
Returns	2	9	4.5	1	9
KICK RETURNS	NO	YDS	AVG	FC	LG
J. Agnew	1	12	12.0	0	12
(back)	1	0	0.0	0	0
Returns	1	12	12.0	0	12
FUMBLES	Fum	Lost	Rec	Yds	TD
A. Abdullah	2	1	0	0	0
R. Wagner	0	1	0	0	0
Total	2	1	0	0	0

Detroit Lions		Green Bay Packers			
RUSHING	ATT	YDS	AVG	LG	TD
T. Montgomery	5	33	6.6	12	1
B. Hundley	4	22	5.5	9	0
A. Jones	5	12	2.4	4	0
D. Adams	1	9	9.0	9	0
R. Cobb	1	1	1.0	1	0
J. Williams	1	1	1.0	11	0
Total	17	78	4.6	12	2
PASSING	ATT	COMP	YDS	SKYD	TD
B. Hundley	26	26	245	3/12	0
Total	38	26	245	3/12	0
PASS RECEIVING	NO	YDS	AVG	LG	TD
D. Adams	7	53	7.6	9	0
R. Cobb	5	58	11.6	46	0
J. Nelson	4	35	8.8	12	0
L. Kendrick	2	31	15.5	21	0
J. Williams	2	3	1.5	18	0
A. Jones	2	-1	-0.5	18	0
T. Montgomery	1	18	18.0	18	0
A. Ripkowski	1	9	9.0	9	0
R. Rodgers	1	5	5.0	5	0
T. Davis	1	5	5.0	5	0
Total	26	245	9.4	46	0
INTERCEPTIONS	NO	YDS	AVG	LG	TD
Total	0	0	0.0	0	0
PUNTING	NO	YDS	AVG	NET	TB
J. Vogel	3	128	42.7	39.7	0
Total	3	128	42.7	39.7	0
PUNT RETURNS	NO	YDS	AVG	FC	LG
Returns	0	0	0.0	0	0
KICK RETURNS	NO	YDS	AVG	FC	LG
T. Davis	7	140	20.0	0	28
Returns	7	140	20.0	0	28
FUMBLES	Fum	Lost	Rec	Yds	TD
B. Martinez	0	0	0	1	0
J. Ryan	0	0	0	1	0
D. Randall	0	0	0	1	0
Total	2	0	2	0	0

Player	Visitor	Home
TOTAL FIRST DOWNS	24	21
By Rushing	19	7
By Passing	4	13
By Penalty	1	1
THIRD-DOWN EFFICIENCY	8-13-62%	2-9-22%
FOURTH-DOWN EFFICIENCY	0-0-0%	0-2-0%
TOTAL NET YARDS	417	311
Total Offensive Plays	67	58
Average gain per offensive play	6.2	5.4
NET YARDS RUSHING	64	78
Total Rushing Plays	19	17
Average gain per rushing play	3.3	4.6
NET YARDS PASSING	333	233
Tackles for a loss-number and yards	6-16	0-0
Times thrown - Yards lost att. to pass	1-8	3-12
Gross yards passing	361	245
PASS ATT-COMP-INT	33-26-0	38-26-0
Average gain per pass play	10.4	5.7
KICKOFFS Number-in Ez-Touchbacks	7-2-0	2-1-1
PUNTS Number and Average	0-0	3-42.7
Had Blocked	0	0

Player	Visitor	Home
FGs - PATs had blocked	0-0	1-0
Net Punting Average	0.0	39.7
TOTAL RETURN YARDS (not inc. kickoffs)	0	0
No. and Yards Punt Returns	2-9	0-0
No. and Yards Kickoff Returns	1-12	7-140
No. and Yards Interception Returns	0-0	0-0
PEALTIES Number and Yards	2-19	2-20
FUMBLES Number and Lost	2-1	0-0
TOUCHDOWNS	2	2
Rushing	1	2
Passing	2	0
EXTRA POINTS Made-Attempts	3-3	2-2
Kicking Made-Attempts	3-3	2-2
FIELD GOALS Made-Attempts	3-4	1-2
RED-ZONE EFFICIENCY	2-4-50%	2-3-67%
GOAL-TO-GO EFFICIENCY	0-2-0%	2-2-100%
SAFETIES	0	0
FINALS SCORE	30	17
TIME OF POSSESSION	36:55	23:05

CHICAGO (AP) — Brett Hundley threw for 212 yards and a touchdown, Nick Perry had three sacks and the Packers beat the Chicago Bears, 23-16, on Sunday to snap a three-game losing streak.

Hundley, starting his third game for an injured Aaron Rodgers, threw a 17-yard touchdown to Davante Adams to make it 23-13 with 5:29 to play, and the Packers (5-4) hung on to beat the Bears (3-6) for the eighth time in nine games.

Hundley completed 18 of 25 passes — even though his hamstring tightened during the game — to help the Packers win their eighth straight at Soldier Field counting the playoffs. He also became his first Green Bay starting quarterback other than Brett Favre or Rodgers to win against the Bears since Don Majkowski on Dec. 17, 1969. It helped that the Packers were also able to move the ball on the ground, rushing for 160 yards.

The win was Green Bay's first since a narrow victory at Dallas on Oct. 8. A week later, Rodgers got driven to the turf by the Vikings' Anthony Barr in a loss at Minnesota and the Packers haven't been the same since.

17 Montgomery ran for a 37-yard touchdown in the second quarter, but sat out the second half because of a rib injury. That left the Packers without their top two running backs after Aaron Jones hurt his knee in the first quarter. Jamaal Williams stepped up with 67 yards over the final two quarters, and the run game allowed Green Bay to control the clock for 21:05 in the second half after the Packers had it for 12:48 in the first half.

Green Bay shut down the Bears' run game, holding Chicago to 55 yards rushing. Jordan Howard ran for 54 on 15 attempts.

The Bears had a replay challenge backfire in a big way as they were threatening to score in the second quarter. And the offense stalled after Mason Crosby missed a 35-yard field with just over a minute left, giving Chicago one final chance.

The Packers led 10-3 in the second quarter after Montgomery went untouched through the line for his big TD run.

The Bears were then driving deep in Green Bay territory when their replay challenge near the goal line backfired in a huge way.

Benny Cunningham was ruled out at the 2 after turning a short pass into a 23-yard gain. The Bears challenged the spot, with Fox thinking at the time that it was a touchdown. Worst-case scenario: He figured they would have first-and-goal. He did not envision this.

Replay officials ruled Cunningham didn't have control when he hit the pylon, and with the ball landing out of bounds. Green Bay took over at the 20. The Bears didn't lose a timeout, since the call was overturned, though that's a loss they would have gladly taken.

OFFICIALS — Referee: Tony Corrente (99); Umpire: Alan Eck (76); Down Judge: Patrick Turner (13); Line Judge: Bart Longson (2); Field Judge: Buddy Horton (82); Side Judge: Ryan Dickson (25); Back Judge: Todd Pukrop (30); Replay Official: Terri Valenti

STARTING LINEUPS

Green Bay Packers

Offense	WR 87 D.Nelson	DE 94 D.Lovvy	WR 17 A.Sharpen	DE 96 A.Hicks	DE 91 E.Goldman
	LT 69 J.Mason	NT 07 K.Clark	TE 17 A.Sharpen	NT 07 K.Clark	DE 98 M.Urman
	LG 66 L.Taylor	DT 76 M.Damiris	RT 70 B.Masche	DE 98 M.Urman	OLB 93 S.Sacho
	C 63 C.Linsley	LOLB 52 C.Matthews	RG 65 C.Whitehair	OLB 93 S.Sacho	ILB 52 C.Jones
	RG 73 J.Evans	ILB 50 B.Martinez	C 65 C.Whitehair	ILB 52 C.Jones	OLB 94 F.Ployd
	RT 64 J.McCray	TE 47 J.Ryan	LG 17 J.Stilton	OLB 94 F.Ployd	CB 20 P.Pankamara
	TE 84 L.Kendricks	ROLB 53 M.Perry	LT 10 M.Trubisky	CB 20 P.Pankamara	S 38 A.Amos
	WR 18 R.Cobb	LCB 23 D.Handall	CB 22 J.Howard	S 38 A.Amos	CB 22 J.Howard
	WR 17 D.Adams	RCB 31 D.House	FB 24 J.Howard	S 39 E.Jackson	CB 22 J.Howard
	QB 27 J.Jones	SS 27 J.Jones	FB 46 M.Burton	S 39 E.Jackson	CB 22 J.Howard
	RB 33 A.Jones	FS 21 H.Dimton-Dix	WR 15 J.Bellamy	MB 22 C.Bellane	

Chicago Bears

Offense	DE 94 D.Lovvy	WR 17 A.Sharpen	DE 96 A.Hicks	DE 91 E.Goldman	DE 98 M.Urman
	NT 07 K.Clark	TE 17 A.Sharpen	NT 07 K.Clark	DE 98 M.Urman	OLB 93 S.Sacho
	DT 76 M.Damiris	RT 70 B.Masche	DE 98 M.Urman	OLB 93 S.Sacho	ILB 52 C.Jones
	LOLB 52 C.Matthews	RG 65 C.Whitehair	OLB 93 S.Sacho	ILB 52 C.Jones	OLB 94 F.Ployd
	ILB 50 B.Martinez	C 65 C.Whitehair	ILB 52 C.Jones	OLB 94 F.Ployd	CB 20 P.Pankamara
	TE 47 J.Ryan	LG 17 J.Stilton	OLB 94 F.Ployd	CB 20 P.Pankamara	S 38 A.Amos
	ROLB 53 M.Perry	LT 10 M.Trubisky	CB 22 J.Howard	S 38 A.Amos	CB 22 J.Howard
	LCB 23 D.Handall	CB 22 J.Howard	S 39 E.Jackson	CB 22 J.Howard	
	RCB 31 D.House	FB 24 J.Howard	S 39 E.Jackson	CB 22 J.Howard	
	SS 27 J.Jones	FB 46 M.Burton	S 39 E.Jackson	CB 22 J.Howard	
	FS 21 H.Dimton-Dix	WR 15 J.Bellamy	MB 22 C.Bellane		

GREEN BAY SUBSTITUTIONS — K 2 M.Crosby, P 8 J.Yovelaj, WR 11 T.Davis, CB 20 K.King, FB 22 A.Ripkowski, S 25 M.Evans, CB 28 J.Hawkins, RB 30 J.Williams, S 35 J.Whitehead, CB 41 L.Phipps, LB 48 V.Biegel, LB 48 J.Thomas, LB 51 K.Kickel, LS 54 D.Hart, LB 55 A.Brooks, G 62 L.Patrick, T 74 U.John, WR 81 G.Arlison, TE 82 R.Rodgers, WR 83 J.James, RB 88 T.Montgomery, DT 90 M.Adams. **DID NOT PLAY** — QB 6 J.Callahan, G/T 77 A.Pankey. **INACTIVES** — RB 32 D.Mays, S 42 M.Burnett, CB 44 D.Brown, T 75 B.Bulaga, DT 91 O.Dial, LB 98 C.Cotton.

FIELD GOALS (made / missed)

M.Crosby	(40) (24) (50) 35WR	C.Barr	(45) (44) (49)
----------	---------------------	--------	----------------

VISITOR: Green Bay Packers

HOME: Chicago Bears

Qtr	Time	Play Description (Extra Point/Drive Info)	Qtr	Time	Play Description (Extra Point/Drive Info)
1	7:20	M.Crosby 40 yd. Field Goal (11-70, 4:37)	1	10:00	J.Howard 1 yd. TD (10-10, 1:00)
1	2:15	C.Barr 45 yd. Field Goal (8-53, 5:05)	1	9:50	J.Howard 1 yd. TD (10-10, 1:00)
1	11:41	T.Montgomery 37 yd. run (M.Crosby kick) (3-79, 1:43)	1	9:40	J.Howard 1 yd. TD (10-10, 1:00)
2	0:00	C.Barr 44 yd. Field Goal (10-39, 1:37)	2	13:09	M.Crosby 50 yd. Field Goal (10-26, 4:20)
2	10:16	M.Crosby 24 yd. Field Goal (10-40, 4:44)	2	10:39	J.Bellamy 46 yd. pass from M.Trubisky (C.Barr kick) (4-70, 2:30)
3	13:09	M.Crosby 50 yd. Field Goal (10-26, 4:20)	3	5:29	D.Adams 19 yd. pass from B.Hundley (M.Crosby kick) (8-75, 5:10)
4	10:39	J.Bellamy 46 yd. pass from M.Trubisky (C.Barr kick) (4-70, 2:30)	4	3:19	C.Barr 49 yd. Field Goal (8-49, 2:10)
4	5:29	D.Adams 19 yd. pass from B.Hundley (M.Crosby kick) (8-75, 5:10)			
4	3:19	C.Barr 49 yd. Field Goal (8-49, 2:10)			

GREEN BAY DEFENSIVE STATISTICS (official)

UT	A	TEL	TI	SK	QBH	FE	FR	Int	PD	UT	A	TEL	TI	SK	QBH	FE	FR	Int	PD
D.House	8	1	9	1-8	0	0	0	0	0	K.King	1	1	0	2	0	0	0	0	0
N.Perry	6	0	2	6-3	15	0	0	0	0	K.Fackell	1	1	0	2	0	0	0	0	0
M.Daniels	5	0	2	5-16	2	0	0	0	0	M.Adams	0	2	0	2	0	0	1	0	0
J.Jones	4	0	0	5-0	0	0	0	0	0	M.Evans	1	0	0	1	0	0	1	0	0
J.Ryan	4	1	0	4-0	0	0	0	0	0	J.Whitehead	1	0	0	1	0	0	0	0	0
C.Matthews	1	3	1	3-0	1	0	0	0	1	V.Biegel	0	1	0	1	0	0	0	0	0
H.Clinton-Dix	3	0	0	3-0	0	0	0	0	0	D.Lovvy	0	0	0	0	0	0	0	0	0
D.Pandell	3	0	0	3-0	0	0	0	0	0	A.Brooks	0	0	0	0	0	0	0	0	0
B.Martinez	2	1	1	3-0	1	0	0	0	0	Totals	43	13	8	56	5-29	5	1	0	0-0
K.Clark	1	2	0	3-0	1	0	0	0	0										

Green Bay Packers	ATT	CMP	YDS	SK/YD	TD	LG	IN	RT			
J.Williams	20	6	67	3.4	7	0	0	0			
T.Montgomery	6	54	9.0	3.71	1	0	0	0			
B.Hundley	3	16	8.0	1.7	0	0	0	0			
A.Jones	4	2	4.0	6	6	0	0	0			
R.Cobb	2	4	3	2.0	2	0	0	0			
A.Ripkowski	3	8	1.5	4.3	3	0	0	0			
Total	37	160	4.3	3.7	1	0	0	0			
PASSING	ATT	CMP	YDS	SK/YD	TD	LG	IN	RT			
B.Hundley	25	18	212	3.20	1	42	0	110.8			
Total	25	18	212	3.20	1	42	0	110.8			
PASS RECEIVING	NO	YDS	AVG	LG	TD						
D.Adams	5	90	18.0	42	1						
R.Cobb	3	52	17.3	38	0						
J.Nelson	3	20	6.7	14	0						
T.Montgomery	2	12	7.0	7	0						
A.Ripkowski	1	14	12.0	12	0						
R.Kendricks	1	9	9.0	9	0						
R.Rodgers	1	8	8.0	8	0						
J.Williams	1	7	7.0	7	0						
A.Jones	1	0	0.0	0	0						
Total	18	212	11.8	42	1						
INTERCEPTIONS	NO	YDS	AVG	LG	TD						
Total	0	0	0.0	0	0						
PUNTING	NO	YDS	AVG	NET	TB	LG	IN20	LG	TD		
J.Yovelaj	4	160	40.0	38.0	0	1	53	53	0		
Total	4	160	40.0	38.0	0	1	53	53	0		
PUNT RETURNS	NO	YDS	AVG	FC	LG	TD					
T.Davis	4	42	10.5	0	15	0					
(downed)	1	0	0.0	0	0	0					
Returns	4	42	10.5	0	15	0					
KICK RETURNS	NO	YDS	AVG	FC	LG	TD					
T.Davis	2	51	25.5	0	34	0					
(touchback)	2	0	0.0	0	0	0					
B.Cunningham	2	0	0.0	0	0	0					
Returns	6	51	25.5	0	34	0					
FUMBLES	Fum	Lost	Rec	Yds	TD	FF	Rec	Yds	TD	Bs	Out
M.Evans	0	0	0	0	0	1	0	0	0	0	
Total	0	0	0	0	0	1	0	0	0	0	
Green Bay Packers	ATT	YDS	AVG	LG	TD						
J.Howard	15	54	3.6	25	0						
T.Cohen	1	1	1.0	1	0						
B.Cunningham	1	0	0.0	0	0						
Total	17	55	3.2	25	0						
PASSING	ATT	CMP	YDS	SK/YD	TD	LG	IN	RT			
M.Trubisky	35	21	297	5.29	1	46	0	97.0			
Total	35	21	297	5.29	1	46	0	97.0			
PASS RECEIVING	NO	YDS	AVG	LG	TD						
D.Linnan	6	88	14.7	26	0						
K.Wright	5	46	9.2	12	0						
B.Cunningham	3	32	10.7	23	0						
J.Bellamy	2	57	28.5	46	1						
A.Sharpen	2	39	19.5	31	0						
D.Brown	2	23	11.5	16	0						
T.Cohen	1	10	10.0	10	0						
H.Grasu	0	0	0.0	0	0						
Total	21	297	14.1	46	1						
INTERCEPTIONS	NO	YDS	AVG	LG	TD						
Total	0	0	0.0	0	0						
PUNTING	NO	YDS	AVG	NET	TB	LG	IN20	LG	TD		
P.O'Donnell	5	241	48.2	39.8	0	1	59	59	0		
Total	5	241	48.2	39.8	0	1	59	59	0		
PUNT RETURNS	NO	YDS	AVG	FC	LG	TD					
T.Cohen	1	8	8.0	2	0						
(out of bounds)	1	0	0.0	0	0						
Returns	1	8	8.0	2	0						
KICK RETURNS	NO	YDS	AVG	FC	LG	TD					
T.Cohen	4	95	23.8	0	34	0					
B.Cunningham	2	33	16.5	0	19	0					
Returns	6	128	21.3	0	34	0					
FUMBLES	Fum	Lost	Rec	Yds	TD	FF	Rec	Yds	TD	Bs	Out
B.Cunningham	1	1	0	0	0	0	0	0	0	1	
Total	1	1	0	0	0	0	0	0	0	1	

TOTAL FIRST DOWNS	18	14
By Rushing	6	1
By Passing	10	12
By Penalty	2	1
THIRD-DOWN EFFICIENCY	7-16-44%	4-14-29%
FOURTH-DOWN EFFICIENCY	1-1-100%	0-1-0%
TOTAL NET YARDS	342	323
Total Offensive Plays	65	57
Average gain per offensive play	5.3	5.7
NET YARDS RUSHING	160	55
Total Rushing Plays	37	17
Average gain per rushing play	4.3	3.2
NET YARDS PASSING	182	268
Tackles for a loss-number and yards	2-2	5-9
Times thrown - Yards lost att. to pass	3-30	5-29
Gross yards passing	212	297
PASS ATT-COMP-INT	25-18-0	35-21-0
Average gain per pass play	6.5	6



2017 UPDATED BIOGRAPHIES

THROUGH WEEK 10

17 Davante Adams, WR, 4th Year, Fresno State

- Posted career highs for receptions (75), receiving yards (997) and receiving TDs (12) last season, finishing tied for No. 2 in the NFL in TD catches behind teammate Jordy Nelson (14).
- Registered at least one TD catch in nine games last season, tied for No. 2 in the league behind Nelson (11), and recorded a career-high four 100-yard receiving games and a career-best 10 catches of 25-plus yards.
- Had 13 catches in Week 7 vs. Chicago and 12 receptions in Week 8 at Atlanta last season, becoming the first player in team history to register 12-plus catches in back-to-back games.
- Posted 163 receptions from 2014-16, the fourth most in franchise history by a player in his first three NFL seasons behind WRs Sterling Sharpe (212), Greg Jennings (178) and James Lofton (171).

2017 SEASON: Has started all nine games and leads the team with 42 catches for a team-high 494 receiving yards (11.8 avg.) and six TDs...Is tied for No. 3 in the league in TD catches...Has posted seven-plus receptions three times this season, a team high.

► **Vs. Seattle (Sept. 10):** Started and played 67 snaps, finishing with three receptions for 47 yards (15.7 avg.), with all three of his receptions picking up first downs...Late in the second quarter, came across the field to make a 21-yard reception near the sideline in front of S Kam Chancellor at the Seattle 46 to convert a third-and-17.

► **At Atlanta (Sept. 17):** Started and played 71 of 76 snaps, pacing the team with eight catches for a team-high 99 yards (12.4 avg.) and a TD... Five of his eight receptions went for first downs...Early in the fourth quarter, beat CB Robert Alford down the left sideline for a 33-yard TD grab on fourth-and-7, clipping the pylon with his left foot as he kept both feet in bounds for the score...Later in the quarter, beat CB C.J. Goodwin on a slant for a 17-yard pickup to the Atlanta 1, setting up Rodgers' 1-yard TD pass to RB Ty Montgomery on the next play.

► **Vs. Cincinnati (Sept. 24):** Started and played 67 of 70 snaps, finishing with three receptions for 60 yards (20.0 avg.)...Early in the second quarter, got past CB William Jackson to make a catch near the sideline on a flea-flicker, eluding a tackle attempt by Jackson as he took it down the field for a 41-yard gain to the Cincinnati 34.

► **Vs. Chicago (Sept. 28):** Started and played 40 snaps, catching two passes for 13 yards (6.5 avg.) and a TD before sustaining a concussion on a third-quarter reception when he took a helmet-to-helmet hit from LB Danny Trevathan, one that resulted in a one-game suspension for Trevathan...On the opening drive of the game, caught a quick pass from Rodgers and barreled through a tackle attempt by DB Marcus Cooper Sr. near the goal line for a 5-yard TD.

► **At Dallas (Oct. 8):** Started and played 56 of 60 snaps, leading the team with seven receptions for 66 yards (9.4 avg.) and two TDs...Matched his career high with the two TD catches, his fourth game with two receiving TDs since 2016...Five of his seven catches on the afternoon picked up first downs...On Green Bay's opening drive, beat CB Anthony Brown with an inside fake before taking him up top to make a 10-yard TD grab in the corner of the end zone...On the final drive of the game, got the series started with a 14-yard back-shoulder catch against CB Jourdan Lewis near the sideline to the Green Bay 39...Capped the drive off with a game-winning 12-yard TD grab over Lewis on a back-shoulder throw from Rodgers with 11 seconds remaining.

► **At Minnesota (Oct. 15):** Started and played 65 of 66 snaps, posting five receptions for 54 yards (10.8 avg.) and a TD...It marked the first time in his career that he had caught a TD pass in three straight games...Early in the second quarter, made an inside move on LB Eric Kendricks and then found an opening behind LB Anthony Barr, getting open at the Minnesota 5 as QB Brett Hundley stepped up in the pocket to find him for the 14-yard TD, the first TD pass of Hundley's career.

► **Vs. New Orleans (Oct. 22):** Started and appeared on 48 of 55 plays, finishing with two catches for 12 yards (6.0 avg.).

► **Vs. Detroit (Nov. 6):** Started and played 56 of 59 snaps, leading the team with seven receptions for 53 yards (7.6 avg.).

► **At Chicago (Nov. 12):** Started and played 54 of 66 snaps, pacing the team with 90 receiving yards on five receptions (18.0 avg.)...With Green

Bay holding a 16-13 lead midway through the fourth quarter, made a back-shoulder catch in the front of the end zone near the pylon for a 19-yard TD with CB Kyle Fuller covering him...After Chicago kicked a field goal to make it a one-score game, beat Fuller deep down the sideline to make a one-handed catch on a third-and-10 at the Chicago 23 for a 42-yard gain with just over two minutes remaining.

90 Montravius Adams, DT, Rookie, Auburn

• Earned first-team All-Southeastern Conference honors from *The Associated Press* as a senior in 2016 after recording 44 tackles (26 solo), 8½ tackles for a loss, 4½ sacks, a forced fumble, two fumble recoveries (one for a TD) and an interception.

• Was named second-team All-America by *AP*, the American Football Coaches Association and CBS Sports in 2016. Also was a semifinalist for the Rotary Lombardi Award.

• Earned third-team All-SEC honors from *AP* as a junior in 2015 after posting 44 tackles (16 solo), three tackles for a loss, two sacks and two forced fumbles.

2017 SEASON: Has played in three games, seeing limited action on defense, and has posted two tackles (both assisted) and a QB hit.

► **Vs. Seattle (Sept. 10):** Inactive (foot).

► **At Atlanta (Sept. 17):** Inactive (foot).

► **Vs. Cincinnati (Sept. 24):** Made his NFL debut, appearing on four plays on defense.

► **Vs. Chicago (Sept. 28):** Inactive (healthy scratch).

► **At Dallas (Oct. 8):** Inactive (healthy scratch).

► **At Minnesota (Oct. 15):** Inactive (healthy scratch).

► **Vs. New Orleans (Oct. 22):** Inactive (healthy scratch).

► **Vs. Detroit (Nov. 6):** Played 18 snaps on defense and seven on special teams.

► **At Chicago (Nov. 12):** Appeared on seven defensive plays and 10 on special teams...Registered two tackles (both assisted) and a QB hit.

81 Geronimo Allison, WR, 2nd Year, Illinois

• Played in 10 games with two starts as a rookie in 2016, posting 12 catches for 202 yards (16.8 avg.) and two TDs.

• Started as the third WR in Weeks 16-17 last season and registered eight receptions for 157 yards (19.6 avg.) and a TD in those two games, with all eight of his catches going for first downs.

• Of his 23 career receptions, 19 have picked up first downs (82.6 percent).

2017 SEASON: Has played in eight games, seeing time on offense and special teams, and has 11 receptions for 167 yards (15.2 avg.).

► **Vs. Seattle (Sept. 10):** Was on reserve/suspended.

► **At Atlanta (Sept. 17):** Saw significant time in his season debut, appearing on 61 of 76 plays and posting three catches for 24 yards (8.0 avg.)...All three of his receptions went for first downs, giving him 11 consecutive catches resulting in first downs dating back to last season.

► **Vs. Cincinnati (Sept. 24):** Led the team with a career-high 122 receiving yards on six catches (20.3 avg.), highlighted by his career-long 72-yard grab in overtime that set up K Mason Crosby's game-winning 27-yard FG...On Green Bay's opening drive of OT, got past CB Adam Jones down the sideline on third down, making the catch from QB Aaron Rodgers near the Cincinnati 45 and then making S George Iloka miss on a tackle attempt as he zig-zagged down the sideline to elude Jones for a 72-yard gain to the Cincinnati 7.

► **Vs. Chicago (Sept. 28):** Played 16 snaps, but did not have any receptions.

► **At Dallas (Oct. 8):** Appeared on 13 plays on offense and seven on special teams.

► **At Minnesota (Oct. 15):** Played seven snaps on offense and 11 on special teams...Registered a 7-yard reception.

► **Vs. New Orleans (Oct. 22):** Appeared on five plays on offense and eight on special teams...Made a 14-yard reception over the middle late in the first half to convert a third-and-4.

► **Vs. Detroit (Nov. 6):** Played 17 snaps on offense and nine on special teams.

► **At Chicago (Nov. 12):** Appeared on 12 plays on offense and 15 on special teams.

69 David Bakhtiari, T, 5th Year, Colorado

• Was selected to his first career Pro Bowl in 2016, having initially been named a first alternate before being selected as an injury replacement for Eagles T Jason Peters.

• Earned second-team All-Pro honors from *The Associated Press* last season, the first Green Bay tackle to receive All-Pro recognition from AP since Forrest Gregg (first-team selection) in 1967.

• Started all 62 games he played in at left tackle for the Packers in his first four seasons in the league, the most on Green Bay's offensive line over that span (2013-16).

• In 2013, became the first rookie to start every game at LT for Green Bay since the league went to a 16-game schedule in 1978.

2017 SEASON: Has started at LT in the five games he has appeared in this season...Has helped the offense rank No. 3 in red-zone scoring (69.0 percent), tied for No. 9 in first downs per game (20.3), No. 6 in yards per carry (4.50) and tied for No. 5 in rushing TDs (nine).

► **Vs. Seattle (Sept. 10):** Started at LT and played all 82 snaps, helping the offense rack up 26 first downs, the top mark by the Packers in a season opener since 2002 (29 vs. Atlanta), and a 39:13 time of possession, the best mark by Green Bay since Week 7 last season vs. Chicago (39:36)... Helped protect QB Aaron Rodgers as he threw for 311 yards and a TD on 28-of-42 passing.

► **At Atlanta (Sept. 17):** Inactive due to a hamstring injury he sustained in the fourth quarter vs. Seattle in Week 1.

► **Vs. Cincinnati (Sept. 24):** Inactive (hamstring).

► **Vs. Chicago (Sept. 28):** Inactive (hamstring).

► **At Dallas (Oct. 8):** Inactive (hamstring).

► **At Minnesota (Oct. 15):** Returned to the starting lineup, playing 34 snaps at LT before departing the game (hamstring).

► **Vs. New Orleans (Oct. 22):** Started at LT and played all 55 snaps, helping the offense register a season-high 181 rushing yards and a season-best two rushing TDs on 24 carries (7.5 avg.), highlighted by RB Aaron Jones' season-best 131 yards and a TD on 17 attempts (7.7 avg.).

► **Vs. Detroit (Nov. 6):** Started at LT and played all 59 snaps, helping to protect QB Brett Hundley as he completed 26 of 38 passes for 245 yards.

► **At Chicago (Nov. 12):** Started at LT and played all 66 snaps, helping the offense rush for 160 yards on 37 carries (4.3 avg.), the most rushing yards allowed by the Bears on the season...Blocked for Hundley as he completed 18 of 25 passes for 212 yards and a TD for a 110.8 passer rating.

45 Vince Biegel, LB, Rookie, Wisconsin

• Matched a school record by playing in 54 games (40 starts) at Wisconsin, finishing No. 7 in school history with 21.5 career sacks and No. 10 with 39.5 tackles for a loss.

• Earned All-Big Ten honors from the coaches, media or both in each of his final three seasons.

• Was a part of the winningest senior class in school history, one that posted a 41-13 mark (.759), including a 26-7 record (.788) in Big Ten play and three consecutive bowl victories.

2017 SEASON: Has played in two games, recording four tackles (one solo) on defense and three tackles on special teams...Was activated from reserve/physically unable to perform (foot) on Nov. 3.

► **Vs. Detroit (Nov. 6):** Appeared on 19 plays on defense and 11 on special teams in his NFL debut...Posted three tackles (one solo) on defense and added a tackle on special teams.

► **At Chicago (Nov. 12):** Played six snaps on defense and 13 on special teams...Recorded a career-high two tackles on special teams.

29 Kentrell Brice, S, 2nd Year, Louisiana Tech

• Was one of five rookie free agents to make Green Bay's Week 1 roster and joined S Marwin Evans as the only rookie free agents to play in all 16 regular-season games and three postseason contests for the Packers in 2016.

• Appeared in all 16 games with one start in 2016, recording 15 tackles (all solo), a pass defensed and a fumble recovery.

• Ranked No. 4 on the team with eight special teams tackles during the regular season and No. 3 on the team with three tackles on special teams in the playoffs.

2017 SEASON: Played in six games with three starts and registered 24 tackles (21 solo), an interception, four passes defensed and two QB pressures...Also posted two tackles on special teams...Was placed on injured reserve on Nov. 3.

► **Vs. Seattle (Sept. 10):** Appeared on 47 of 49 plays on defense, posting two tackles (both solo), a pass defensed and a QB pressure...Helped limit QB Russell Wilson to a 69.7 passer rating as he completed just 14 of 27 passes for 158 yards with no TDs...Also played 15 snaps on special teams and posted a tackle.

► **At Atlanta (Sept. 17):** Started at SS with S Morgan Burnett opening the game at ILB, but was limited to just 21 snaps after sustaining a groin injury in the second quarter...Posted four tackles (all solo).

► **Vs. Cincinnati (Sept. 24):** Inactive (groin).

► **Vs. Chicago (Sept. 28):** Appeared on 45 defensive plays and registered four tackles (three solo) and his first career interception...Late in the third quarter, picked off a QB Mike Glennon pass that sailed over the head of WR Deonte Thompson, making the INT at the Green Bay 47 and returning it 11 yards.

► **At Dallas (Oct. 8):** Played 28 snaps on defense and posted two tackles (both solo) and a pass defensed...Early in the fourth quarter, ran down the seam with TE Jason Witten and got his right hand in to break up a pass from QB Dak Prescott on third-and-8, forcing Dallas to settle for a field goal...Also posted a tackle on special teams, bringing down WR Ryan Switzer at the Green Bay 31 on a fourth-quarter kickoff return.

► **At Minnesota (Oct. 15):** Started at SS in place of an injured Burnett (hamstring), appearing on 75 of 77 plays and recording four tackles (three solo), a QB pressure and a pass defensed...Broke up a QB Case Keenum pass near the sideline that was intended for TE Kyle Rudolph in the first quarter.

► **Vs. New Orleans (Oct. 22):** Started at SS for the second straight game in place of an injured Burnett, appearing on 73 of 76 plays...Registered a career-high eight tackles (seven solo).

55 Ahmad Brooks, LB, 11th Year, Virginia

• Was one of only five players in the NFL to register five-plus sacks each of the last eight seasons (2009-16). Was selected to the Pro Bowl in 2013 and was twice named second-team All-Pro by *The Associated Press* (2012-13).

• Registered 51.5 sacks as a member of the 49ers (2008-16), the second most by a linebacker in franchise history behind only Charles Haley (66.5).

• Played in 133 regular-season games with 99 starts from 2006-16, registering 493 tackles (345 solo), 53.5 sacks, 12 forced fumbles, three fumble recoveries, 30 passes defensed and three interceptions, one of which he returned for a touchdown.

• Originally entered the NFL with Cincinnati after being selected in the third round of the 2006 NFL Supplemental Draft by the Bengals.

2017 SEASON: Has played in five games with two starts and has registered five tackles (four solo), a sack, two tackles for a loss, a pass defensed, five QB pressures and three QB hits.

► **Vs. Seattle (Sept. 10):** Appeared on six snaps on defense and one on special teams before sustaining a concussion in the second quarter that would sideline him for the remainder of the game.

► **At Atlanta (Sept. 17):** Inactive (concussion).

► **Vs. Cincinnati (Sept. 24):** Started at LOLB with LB Nick Perry sidelined (hand)...Midway through the third quarter, blew by T Jake Fisher to bring down QB Andy Dalton for a 7-yard loss on third down, his first sack in a Green Bay uniform...Early in the fourth quarter, chased down Dalton and forced an intentional-grounding penalty on third down...Finished with two tackles (both solo), two QB pressures and two QB hits.

► **Vs. Chicago (Sept. 28):** Started at ROLB and played 37 snaps, finishing with a solo tackle and two QB pressures...Midway through the first quarter, shed a block from TE Adam Shaheen to wrap up RB Jordan Howard for a 4-yard loss on a run to the left.

► **At Dallas (Oct. 8):** Appeared on 23 plays on defense and posted two tackles (one solo), two QB pressures and a QB hit.

- ▶ **At Minnesota (Oct. 15):** Inactive (back).
- ▶ **Vs. New Orleans (Oct. 22):** Inactive (back).
- ▶ **Vs. Detroit (Nov. 6):** Inactive (back).
- ▶ **At Chicago (Nov. 12):** Returned to action after missing three games, appearing on 27 plays on defense and recording a pass defended...Got a piece of QB Mitchell Trubisky's pass intended for WR Kendall Wright with less than a minute remaining in the game.

44 Donatello Brown, CB, Rookie, Valdosta State

- Was originally signed by the Packers as an undrafted free agent on May 5.
- Earned first-team All-Gulf South Conference recognition as a senior in 2016 after recording a career-best two interceptions and six passes defended.
- 2017 SEASON:** Has been inactive for two games...Was signed by Green Bay to the active roster from the practice squad on Nov. 3...Spent the first eight weeks of the season on Green Bay's practice squad.
- ▶ **Vs. Detroit (Nov. 6):** Inactive (healthy scratch).
- ▶ **At Chicago (Nov. 12):** Inactive (healthy scratch).

75 Bryan Bulaga, T, 8th Year, Iowa

- Started a career-high 16 games at RT last season and helped the offense rank in the top 10 in the NFL in several categories, including points per game (No. 4, 27.0), yards per game (No. 8, 368.8) and first downs (No. 7, 349).
- Opened all 12 games he appeared in at RT in 2015, blocking for RBs Eddie Lacy (758) and James Starks (601), the first Green Bay duo since 1985 to both rush for 600-plus yards in the same season.
- Started 15 contests in 2014, helping the offense rank No. 1 in the league in scoring (30.4 ppg) and No. 9 in the NFL in sacks allowed with 30, the fewest given up by Green Bay in a season since '07.
- Opened the final 12 games of 2010 and the entire postseason at RT after taking over for injured veteran Mark Tauscher (shoulder), the most regular-season starts by a Packers rookie tackle since Tauscher's 14 in 2000, and was named to the *Pro Football Weekly*/PFWA All-Rookie team.
- 2017 SEASON:** Has started at RT in all five games he has appeared in this season...Has helped the offense rank No. 3 in red-zone scoring (69.0 percent), tied for No. 9 in first downs per game (20.3), No. 6 in yards per carry (4.50) and tied for No. 5 in rushing TDs (nine).
- ▶ **Vs. Seattle (Sept. 10):** Inactive (ankle).
- ▶ **At Atlanta (Sept. 17):** Inactive (ankle).
- ▶ **Vs. Cincinnati (Sept. 24):** Started and played 47 snaps before reinjuring his ankle and leaving the game in the fourth quarter...Protected QB Aaron Rodgers as he posted his franchise-record fifth consecutive 300-yard passing game with 313 yards and three TDs with one INT on 28-of-42 passing for a 102.6 passer rating.
- ▶ **Vs. Chicago (Sept. 28):** Inactive (ankle).
- ▶ **At Dallas (Oct. 8):** Returned to the starting lineup and played all 60 snaps...Helped the offense rack up a season-high 160 rushing yards on 25 carries (6.4 avg.), highlighted by a 125-yard effort from rookie RB Aaron Jones on 19 attempts (6.6 avg.)...It marked just the second time in the past 14 seasons (Week 15 at Chicago in 2016) that the Packers rushed for 160-plus yards on 25 or fewer carries...Also helped protect Rodgers as he threw three TD passes, his third straight game with three-plus TD passes.
- ▶ **At Minnesota (Oct. 15):** Started and played 28 snaps, but was sidelined in the second half due to a concussion.
- ▶ **Vs. New Orleans (Oct. 22):** Started at RT and played all 55 snaps, helping the offense register a season-high 181 rushing yards and a season-best two rushing TDs on 24 carries (7.5 avg.), highlighted by Jones' season-best 131 yards and a TD on 17 attempts (7.7 avg.).
- ▶ **Vs. Detroit (Nov. 6):** Started at RT and played 42 snaps before leaving the game early in the fourth quarter due to a knee injury...Helped to protect QB Brett Hundley as he completed 26 of 38 passes for 245 yards.
- ▶ **At Chicago (Nov. 12):** Inactive (knee).

42 Morgan Burnett, S, 8th Year, Georgia Tech

- Has started 103 games (including playoffs) since the start of 2011.
- Has recorded 90-plus tackles in five of the past six seasons, falling short of that mark in 2015 when he missed five games due to a calf injury.

- Set a career high with three sacks in 2016 (No. 2 in the NFL among safeties, Giants S Landon Collins, four). Ranks No. 3 among Green Bay safeties (since 1982) in career sacks (7.5), according to STATS, trailing LeRoy Butler (20.5) and Mark Murphy (11.0).
- Recorded his fourth straight 100-tackle season in 2014 with a team-high 125 tackles (99 solo). Was the only Packer to surpass 100 tackles each season from 2011-14.

2017 SEASON: Has started all six games he has appeared in, opening three at SS, two at inside LB and one at slot corner, and has posted 33 tackles (27 solo), four tackles for a loss and five passes defended.

▶ **Vs. Seattle (Sept. 10):** Started at SS and played all 49 snaps, seeing significant time at ILB, and recorded five tackles (three solo) and three passes defended, matching his career high (four previous times)...With the Packers leading, 17-6, in the fourth quarter, got his right hand in to deflect QB Russell Wilson's pass over the middle intended for TE Jimmy Graham on third down, forcing Seattle to settle for a FG...Helped limit Wilson to a 69.7 passer rating as he completed just 14 of 27 passes for 158 yards with no TDs.

▶ **At Atlanta (Sept. 17):** Started at ILB with the defense opening in its "Nitro" package, and was one of two players (S Ha Ha Clinton-Dix) to play all 58 snaps...Registered four tackles (all solo) and a pass defended...Late in the first half, got his right hand in to break up a QB Matt Ryan pass intended for WR Julio Jones near the marker on third-and-9, forcing the Falcons to punt.

▶ **Vs. Cincinnati (Sept. 24):** Started as the slot CB and played all 61 snaps, finishing with three tackles (two solo), including a tackle for a loss... On a third-and-1 late in the fourth quarter with the Bengals leading, 21-17, tackled QB Andy Dalton for a 1-yard loss after RB Joe Mixon slipped in the backfield, forcing the Bengals to settle for a FG and keep the Packers within one score.

▶ **Vs. Chicago (Sept. 28):** Started at SS and was the lone defensive player to appear on all 65 snaps...Led the team with 10 tackles (nine solo) and added a QB hit...Late in the second quarter, came up to bring down RB Jordan Howard for a 2-yard loss on a run to the left.

▶ **At Dallas (Oct. 8):** Started at SS and played 47 of 74 snaps, leaving the game early in the fourth quarter due to a hamstring injury...Registered six tackles (five solo) and pass defended before exiting the game.

▶ **At Minnesota (Oct. 15):** Inactive (hamstring).

▶ **Vs. New Orleans (Oct. 22):** Inactive (hamstring).

▶ **Vs. Detroit (Nov. 6):** Started at ILB and appeared on 43 plays before leaving the game midway through the third quarter due to a groin injury... Registered five tackles (all solo), including two tackles for a loss...On Detroit's second play from scrimmage, came up to bring down RB Theo Riddick for a 2-yard loss on a swing pass...Early in the second quarter, stopped Riddick again for a 2-yard loss on a screen pass.

▶ **At Chicago (Nov. 12):** Inactive (groin).

6 Joe Callahan, QB, 2nd Year, Wesley

- Was inactive as the third QB for five games (Weeks 1-3, 5, 16-17) and all three playoff contests for the Packers as a rookie last season.
- Spent time on the active rosters of the New Orleans Saints and Cleveland Browns last season.
- Originally signed by Green Bay as an undrafted free agent on May 6, 2016.
- 2017 SEASON:** Has served as the No. 2 QB for three games this season...Was signed to the active roster from the practice squad on Oct. 16... Spent the first six games on Green Bay's practice squad.
- ▶ **Vs. New Orleans (Oct. 22) – At Chicago (Nov. 12):** Was the No. 2 QB, but did not see any action.

97 Kenny Clark, DT, 2nd Year, UCLA

- Played in all 16 games with two starts as a rookie in 2016 and registered 33 tackles (14 solo), two tackles for a loss, four QB pressures, three QB hits, two fumble recoveries and two passes defended.
- Became the youngest player to appear in a season opener for the Packers since Arnie Herber (20 years old) in 1930.
- Appeared in all three postseason contests and recorded nine tackles (five solo), including a tackle for a loss, a team-high five QB pressures and a QB hit.

2017 SEASON: Has started all nine games and has posted 46 tackles (19 solo), three tackles for a loss, a forced fumble, six QB hits, six QB pressures and a pass defended...Ranks No. 2 on the team in tackles.

►**Vs. Seattle (Sept. 10):** Started and played 37 snaps, recording four tackles (one solo), a QB hit and a pass defended...On Seattle's second series, got his left hand up to bat down a QB Russell Wilson pass on third down to force a three-and-out.

►**At Atlanta (Sept. 17):** Started and played 47 of 58 snaps, finishing with three tackles (two solo) and a QB pressure.

►**Vs. Cincinnati (Sept. 24):** Started and appeared on 43 of 61 snaps, finishing with six tackles (three solo), including two tackles for a loss... Early in the third quarter, fought off a block from T Cedric Ogbuehi to bring down RB Joe Mixon for a 1-yard loss on a run.

►**Vs. Chicago (Sept. 28):** Started and played 46 of 65 snaps, recording three tackles (one solo) a QB pressure and a QB hit.

►**At Dallas (Oct. 8):** Started and appeared on 51 plays, finishing with four tackles (two solo).

►**At Minnesota (Oct. 15):** Started and played 55 snaps, registering a career-high 10 tackles (five solo), a tackle for a loss, a forced fumble, a QB pressure and a QB hit...Early in the second quarter, fought off a double-team from C Pat Elfein and G Jeremiah Sirles as he went low to punch the ball out from RB Jerick McKinnon, the first forced fumble of his career... The fumble was scooped up by LB Clay Matthews at the Green Bay 19 and returned down the sideline 63 yards to the Minnesota 18, helping to set up a TD pass from QB Brett Hundley to WR Davante Adams three plays later... Early in the third quarter, blew by Sirles to get into the backfield and tackle RB Latavius Murray for a 1-yard loss.

►**Vs. New Orleans (Oct. 22):** Started and played a season-high 65 snaps, posting eight tackles (two solo), two QB pressures and two QB hits...Blocked a K Wil Lutz extra point early in the third quarter, the first blocked extra point by the Packers since Sept. 22, 2013 at Cincinnati (DE Datone Jones).

►**Vs. Detroit (Nov. 6):** Started and appeared on 51 plays, finishing with five tackles (two solo)...Helped limit the Lions to just 64 rushing yards on 33 carries (1.9 avg.), just the fourth time since the 1970 AFL-NFL merger that the Packers allowed 65 or fewer rushing yards on 30-plus attempts by an opponent.

►**At Chicago (Nov. 12):** Started and played 37 snaps, recording three tackles (one solo), a QB hit and a QB pressure...Helped limit the Bears to just 55 rushing yards on 17 attempts (3.2 avg.).

21 Ha Ha Clinton-Dix, S, 4th Year, Alabama

• Was named to his first career Pro Bowl and earned second-team All-Pro recognition from *The Associated Press* and All-NFC honors from the PFWA in 2016 after leading the team with a career-high five interceptions (tied for No. 5 in the NFL and No. 2 among safeties).

• Has played in all 56 games since entering the NFL in 2014.

• Set a career high with a team-leading 117 tackles (97 solo) in 2015. Also recorded a career-best three sacks, the most by a Green Bay safety in a season since Mark Roman had 3½ in 2004.

• Played in all 16 games in 2014, starting the final 10 (nine at FS, one at SS). It was the most starts by a Green Bay rookie safety since Nick Collins opened all 16 in 2005.

• Ranked No. 2 on the team in tackles with 95 (73 solo) and was named to the PFWA's All-Rookie team.

2017 SEASON: Has started all nine games and has recorded 45 tackles (39 solo), an interception and five passes defended...Ranks No. 3 on the team in tackles.

►**Vs. Seattle (Sept. 10):** Started at FS and played all 49 snaps, finishing with four tackles (all solo) and a pass defended...Drilled WR Amara Darboh near the pylon to break up a pass from QB Russell Wilson midway through the fourth quarter...Helped limit Wilson to a 69.7 passer rating as he completed just 14 of 27 passes for 158 yards with no TDs.

►**At Atlanta (Sept. 17):** Started at FS and played all 58 snaps, joining S Morgan Burnett as the only players on Green Bay's defense to do so... Posted a team-high six tackles (five solo).

►**Vs. Cincinnati (Sept. 24):** Started at FS and appeared on all 61 snaps, recording three tackles (all solo).

►**Vs. Chicago (Sept. 28):** Started at FS and played 60 of 65 snaps,

finishing with eight tackles (all solo), a tackle for a loss and an interception...In the second quarter, posted his first interception of the season when he picked off a QB Mike Glennon pass that sailed over the head of WR Markus Wheaton, making the INT at the Green Bay 37 and returning it 3 yards...On the opening play of the second half, fought off a block from WR Joshua Bellamy to get into the backfield and bring down RB Jordan Howard for a 1-yard loss.

►**At Dallas (Oct. 8):** Started at FS and played all 74 snaps, the lone defensive player to do so, and posted five tackles (four solo).

►**At Minnesota (Oct. 15):** Started at FS and appeared on all 77 plays, the only defensive player to do so, and registered four tackles (all solo) and two passes defended...On Minnesota's opening drive of the second half, broke up a third-down pass over the middle intended for TE Kyle Rudolph, forcing the Vikings to settle for a field goal.

►**Vs. New Orleans (Oct. 22):** Started at FS and appeared on all 76 plays, the lone Green Bay defender to do so, and recorded eight tackles (five solo), including a tackle for a loss, and a pass defended...On the Saints' opening drive, came up to tackle RB Mark Ingram for a 3-yard loss on a swing pass.

►**Vs. Detroit (Nov. 6):** Started at FS and played all 68 snaps, one of four Green Bay players on defense to do so...Finished with four tackles (three solo).

►**At Chicago (Nov. 12):** Started at FS and played all 60 snaps, posting three tackles (all solo).

18 Randall Cobb, WR, 7th Year, Kentucky

• Caught 230 passes for 2,726 yards (11.9 avg.) and 22 TDs over the past three seasons (2014-16), one of only seven players in the NFL with 225-plus receptions, 2,500-plus receiving yards and 22-plus TD catches since 2014.

• Ranks No. 9 in franchise history in receptions (402), No. 13 in receiving yards (4,859) and No. 13 in TD catches (36).

• Started all 16 games in 2014 and posted career highs in catches (91), receiving yards (1,287) and receiving TDs (12) on the way to earning his first career Pro Bowl selection (injury replacement for WR Dez Bryant).

• Set a franchise single-season record with a league-high 2,342 combined net yards in 2012, topping the previous team mark of 2,250 yards by RB Ahman Green in 2003.

• With 954 receiving yards and 964 kickoff return yards in 2012, is the only player in NFL history to post 900-plus yards in each category in the same season.

2017 SEASON: Has started all eight games he has appeared in and has 36 receptions for 371 yards (10.3 avg.) and a TD...Also has six carries for 19 yards (3.2 avg.).

►**Vs. Seattle (Sept. 10):** Started and played 63 snaps, leading the offense with nine receptions for 85 yards (9.4 avg.)...Posted a 29-yard reception in the first quarter on a third-and-2, coming out of the slot and across the field to make the short catch and take it to the Seattle 32.

►**At Atlanta (Sept. 17):** Started and played 54 snaps, departing the game in the fourth quarter due to a shoulder injury...Posted six receptions for 60 yards (10.0 avg.), including an 18-yard grab early in the third quarter when he caught a quick pass in the flat and made CB Brian Poole and LB Deion Jones miss as he picked up extra yardage...Added a 10-yard run on Green Bay's opening series, picking up a third-and-4 on an end-around to keep the TD drive alive.

►**Vs. Cincinnati (Sept. 24):** Inactive (chest).

►**Vs. Chicago (Sept. 28):** Started and played 33 snaps, recording four catches for 44 yards (11.0 avg.) and a TD...Following a Green Bay takeaway in the first quarter that gave the Packers the ball at the Chicago 3, made an outside move on DB Bryce Callahan to create separation as he went inside to catch a 2-yard TD pass from QB Aaron Rodgers...Late in the third quarter, made an out-and-up move and then made a leaping 26-yard reception down the sideline over Bears CB Kyle Fuller to the Chicago 12, setting up an 8-yard TD reception by WR Jordy Nelson three plays later.

►**At Dallas (Oct. 8):** Started and played 47 of 60 snaps, finishing with four receptions for 29 yards (7.3 avg.).

►**At Minnesota (Oct. 15):** Started and played 53 snaps, posting three catches for 28 yards (9.3 avg.).

►**Vs. New Orleans (Oct. 22):** Started and appeared on 37 plays,

recording two receptions for 15 yards (7.5 avg.).

►**Vs. Detroit (Nov. 6):** Started and played 49 snaps, leading the team with 58 yards receiving on five catches (11.6 avg.)...Posted a season-long 46-yard reception early in the fourth quarter, his longest catch of the season...Came out of the slot to make a catch over the middle and take it down the left sideline to the Detroit 21...Has registered at least one reception of 45-plus yards each of the past five seasons (2013-17), the lone Packer to do so over that span.

►**At Chicago (Nov. 12):** Started and played 37 snaps, finishing with three receptions for 52 yards (17.3 avg.)...Had a 38-yard catch over the middle on the opening drive of the game, the 400th reception of his career...Caught a quick pass from QB Brett Hundley on a slant, making CB Kyle Fuller miss near the 20-yard line, and then took it for 38 yards to the Chicago 49...Also carried the ball four times for 8 yards (2.0 avg.), with three of the attempts coming on direct snaps.

2 Mason Crosby, K, 11th Year, Colorado

• With 1,321 career points, ranks No. 1 on the all-time franchise scoring list, having surpassed K Ryan Longwell (1,054) in 2015 in Week 2.

• Has registered a franchise-record 10 straight 100-point seasons, one of only three players in NFL history to register 100-plus points in 10 or more consecutive seasons (Jason Elam, 16, 1993-2008; Adam Vinatieri, 13, 1996-2008).

• Ranks No. 2 in NFL history for the most points by a player in his first 10 seasons (1,267, 2007-16), trailing only Patriots K Stephen Gostkowski (1,330, 2006-2015).

• Is the all-time franchise leader in field goals (273), 50-yard field goals (29) and extra points (502).

• Has kicked the seven longest field goals in franchise history (58-yarder in 2011, two 57-yarders in 2013, 56-yarders in 2010, 2011 and 2015, 55-yarder in 2014).

• Has not missed a game in his career, playing in 169 straight contests in the regular season, the third-longest streak in franchise history.

• Set a franchise record with 23 consecutive field goals made (2010-11), topping Chris Jacke's mark of 17 straight in 1993.

2017 SEASON: Has made 11 of 14 field-goal attempts (78.6 percent) and 21 of 23 extra points (91.3 percent)...Has posted 24 touchbacks on 43 kickoffs (55.8 percent).

►**Vs. Seattle (Sept. 10):** Connected on his lone FG attempt of the day, a 40-yarder midway through the fourth quarter that gave the Packers a two-score lead (17-6).

►**At Atlanta (Sept. 17):** Drilled a 28-yard FG in the third quarter and made both of his extra-point attempts...Posted three touchbacks on five kickoffs.

►**Vs. Cincinnati (Sept. 24):** Connected on a game-winning 27-yard FG with 6:22 remaining in overtime, his second game-winning kick in his last six regular-season games (Week 15 at Chicago, 2016)...Also made a 28-yarder early in the fourth quarter and posted a season-high five touchbacks on kickoffs.

►**Vs. Chicago (Sept. 28):** Did not have any FG attempts, but made all five of his extra points and posted four touchbacks on six kickoffs.

►**At Dallas (Oct. 8):** Made his lone FG attempt of the game, a 22-yarder early in the second half, and recorded a season-high six touchbacks on seven kickoffs.

►**At Minnesota (Oct. 15):** Made his lone FG attempt of the afternoon, a 26-yarder late in the first half, and his only extra point...Posted two touchbacks on three kickoffs.

►**Vs. New Orleans (Oct. 22):** Connected on a 46-yard FG in the fourth quarter and made both of his extra points...Missed his first FG of the season, a 59-yard attempt at the end of the first half...Posted two touchbacks on four kickoffs.

►**Vs. Detroit (Nov. 6):** Made 1 of 2 field goals, connecting on a 35-yarder as time expired in the first half...Made both of his extra points, giving him 500 for his career...Played in his 168th consecutive regular-season game, moving past LS Rob Davis (167) for the third-longest streak in team history.

►**At Chicago (Nov. 12):** Connected on a season-high three FGs, including a 50-yarder early in the fourth quarter, his 29th career FG of 50-plus yards...Finished with a season-best 11 points on the afternoon.

76 Mike Daniels, DT, 6th Year, Iowa

• Named an alternate for the Pro Bowl for the second consecutive season in 2016. Led the defensive line with four sacks, finished No. 3 on the team with 14 QB hits and was tied for No. 2 on the team in both pressures (14) and tackles for a loss (nine).

• Has started every regular season and postseason game for Green Bay since the start of the 2014 season. Played the most defensive snaps among Packers defensive linemen in each of the past three seasons (2014-16).

• According to STATS, his 24.5 career sacks rank No. 3 (since 1982) among Green Bay defensive tackles (Cullen Jenkins, 29/Santana Dotson, 26).

• According to STATS, was one of four NFL defensive tackles (Gerald McCoy, Jurrell Casey, Ndamukong Suh) to register four-plus sacks in each of the last four seasons (2013-16).

2017 SEASON: Has started all seven games he has appeared in and has registered 34 tackles (22 solo), six tackles for a loss, 2.5 sacks, a forced fumble, a team-high 10 QB hits and six QB pressures.

►**Vs. Seattle (Sept. 10):** Started and played 38 snaps, tying for the team lead with nine tackles (seven solo), three tackles for a loss, 1.5 sacks, a forced fumble, two QB pressures and two QB hits...Midway through the second quarter, tossed aside C Justin Britt on third down to get to QB Russell Wilson as he put a hit on him and hurried his deep throw to WR Tyler Lockett that went incomplete as the Seahawks were forced to punt... Beat G Mark Glowinski on Seattle's opening play of the second half as he teamed with LB Nick Perry to sack Wilson for a 10-yard loss...Two plays later, shed a block from G Luke Joeckel and sacked Wilson again, punching the ball out with his left hand as LB Kyler Fackrell recovered the fumble at the Seattle 6, a turnover that resulted in a RB Ty Montgomery TD run on the next play...Midway through the third quarter, brought down RB Eddie Lacy for a 3-yard loss on a first-down run...On third-and-goal at the Green Bay 3 late in the third quarter, pressured Wilson to force an overthrow in the back of the end zone on a pass intended for TE Jimmy Graham, forcing Seattle to settle for a FG.

►**At Atlanta (Sept. 17):** Started, but sustained a hamstring injury on the opening drive that would sideline him for the remainder of the evening... Was limited to just seven snaps.

►**Vs. Cincinnati (Sept. 24):** Inactive (hip), the first game he had missed in his career due to injury, snapping a streak of 77 consecutive regular-season games played.

►**Vs. Chicago (Sept. 28):** Inactive (hip).

►**At Dallas (Oct. 8):** Returned to the starting lineup, appearing on 51 plays...Led the defensive line with six tackles (three solo).

►**At Minnesota (Oct. 15):** Started and played 53 snaps, posting six tackles (two solo), a tackle for a loss and a team-high four QB hits... Brought down RB Jerick McKinnon for a 1-yard loss on a second-quarter run.

►**Vs. New Orleans (Oct. 22):** Started and appeared on 53 plays, recording three tackles (all solo), two QB pressures and a QB hit.

►**Vs. Detroit (Nov. 6):** Started and played 52 snaps, posting five tackles (two solo) and a QB hit...Helped limit the Lions to just 64 rushing yards on 33 carries (1.9 avg.), just the fourth time since the 1970 AFL-NFL merger that the Packers allowed 65 or fewer rushing yards on 30-plus attempts by an opponent.

►**At Chicago (Nov. 12):** Started and appeared on 42 plays, finishing with five tackles (all solo), two tackles for a loss, a sack, two QB pressures and two QB hits...On Chicago's opening play, drove back C Hroniss Grasu to get to RB Jordan Howard and bring him down in the backfield for a 1-yard loss...Early in the second quarter, fought off blocks from G Josh Sitton and Grasu to sack QB Mitchell Trubisky for a 6-yard loss...Helped limit the Bears to just 55 rushing yards on 17 carries (3.2 avg.).

11 Trevor Davis, WR, 2nd Year, California

• Played in 11 games as a rookie in 2016, seeing time on offense and special teams. Had three catches for 24 yards (8.0 avg.) and a TD, nine punt returns for 115 yards (12.8 avg.), and three kickoff returns for 64 yards (21.3 avg.).

• Caught three passes for 24 yards (8.0 avg.) and a TD and posted a 55-yard punt return last season at Atlanta in Week 8, the longest punt return by a Packer since DB Micah Hyde's 55-yarder for a TD vs. Detroit

on Dec. 28, 2014.

2017 SEASON: Has played in all nine games and has returned 13 punts for 125 yards (9.6 avg.) with 10 fair catches...Has returned 13 kickoffs for 298 yards (22.9 avg.)...Has added two tackles on special teams...Also has two receptions for 14 yards (7.0 avg.).

►**Vs. Seattle (Sept. 10):** Returned two punts for 0 yards with one fair catch and also saw limited action (six snaps) on offense.

►**At Atlanta (Sept. 17):** Posted a 9-yard catch and had three fair catches as the punt returner.

►**Vs. Cincinnati (Sept. 24):** Returned five punts for 70 yards (14.0 avg.), including a 33-yard return in the first quarter out to the Green Bay 40.

►**Vs. Chicago (Sept. 28):** Had a 5-yard punt return and two fair catches.

►**At Dallas (Oct. 8):** Appeared on one play as the punt returner, but the punt was downed by the Cowboys.

►**At Minnesota (Oct. 15):** Had an 8-yard punt return and returned two kickoffs for 55 yards (27.5 avg.)...Posted a tackle on special teams, bringing down WR Stefon Coley at the Minnesota 16 for just a 19-yard kickoff return in the second quarter.

►**Vs. New Orleans (Oct. 22):** Returned two kickoffs for 52 yards (26.0 avg.).

►**Vs. Detroit (Nov. 6):** Had a career-high seven kickoff returns for 140 yards (20.0 avg.), the most kickoff returns by a Packer since WR Jordy Nelson had seven vs. Detroit on Oct. 3, 2010...Added a 9-yard reception and a tackle on special teams.

►**At Chicago (Nov. 12):** Returned four punts for 42 yards (10.5 avg.) and added two kickoff returns for 51 yards (25.5 avg.), including a season-long 34-yarder out to the Chicago 46 on the opening kickoff of the second half.

91 Quinton Dial, DT, 5th Year, Alabama

• Played in 46 games with 32 starts over four seasons with the San Francisco 49ers (2013-16), recording 175 tackles (108 solo), 4.5 sacks and four passes defended.

• After appearing mostly in a reserve role in his first two seasons in the league, started 26 of 29 games played in 2015-16.

2017 SEASON: Has played in six games with one start and has posted 18 tackles (10 solo), including a tackle for a loss, two QB pressures and a pass defended.

►**Vs. Seattle (Sept. 10):** Inactive (healthy scratch).

►**At Atlanta (Sept. 17):** Made his Green Bay debut, appearing on 33 snaps and posting three tackles (all solo) and a QB pressure...Saw increased time with DT Mike Daniels (hamstring) exiting the game on the first series...Early in the second quarter, shed a block from G Wes Schweitzer on his way to bringing down RB Tevin Coleman for a 2-yard loss.

►**Vs. Cincinnati (Sept. 24):** Appeared on 18 plays on defense and posted three tackles (one solo)...Also saw 10 snaps on special teams.

►**Vs. Chicago (Sept. 28):** Made his first start in a Green Bay uniform, opening at DT in place of Daniels (hip), and played 33 snaps...Registered a season-high five tackles (four solo) and a pass defended, getting a hand on a QB Mike Glennon pass early in the third quarter.

►**At Dallas (Oct. 8):** Played 27 snaps on defense and recorded an assisted tackle.

►**At Minnesota (Oct. 15):** Appeared on 21 plays on defense and posted three tackles (all assisted) and a QB pressure.

►**Vs. New Orleans (Oct. 22):** Played 31 snaps on defense and registered three tackles (two solo).

►**Vs. Detroit (Nov. 6):** Inactive (chest).

►**At Chicago (Nov. 12):** Inactive (chest).

73 Jahri Evans, G, 12th Year, Bloomsburg

• Has been selected to six Pro Bowls (2009-14) and has been named first-team All-Pro by *The Associated Press* four times (2009-12) during his career. Is tied with Ravens G Marshal Yanda for the most Pro Bowl appearances by an NFL guard since '09.

• Has started all 178 games he has played in since entering the league

in 2006, the most games played by an active NFL offensive lineman over that span.

• Helped the Saints finish in the top six in the league in total offense in all 11 of his seasons in New Orleans (2006-16), including six No. 1 rankings (2006, 2008-09, 2011, 2014, 2016).

• Has started all 16 contests in nine of his 11 seasons in the league, missing just seven career games due to injury.

2017 SEASON: Has started all nine games at RG...Has helped the offense rank No. 3 in red-zone scoring (69.0 percent), tied for No. 9 in first downs per game (20.3), No. 6 in yards per carry (4.50) and tied for No. 5 in rushing TDs (nine).

►**Vs. Seattle (Sept. 10):** Started at RG and played all 82 snaps, helping the offense rack up 26 first downs, the top mark by the Packers in a season opener since 2002 (29 vs. Atlanta), and a 39:13 time of possession, the best mark by Green Bay since Week 7 last season vs. Chicago (39:36)... Helped protect QB Aaron Rodgers as he threw for 311 yards and a TD on 28-of-42 passing.

►**At Atlanta (Sept. 17):** Started at RG and played all 76 snaps, helping to protect Rodgers as he threw for 343 yards and two TDs on 33-of-50 passing.

►**Vs. Cincinnati (Sept. 24):** Started at RG and played all 70 snaps, helping to block for Rodgers as he posted his franchise-record fifth consecutive 300-yard passing game with 313 yards and three TDs with one INT on 28-of-42 passing for a 102.6 passer rating.

►**Vs. Chicago (Sept. 28):** Started at RG and played all 55 snaps, helping to block for Rodgers as he threw a season-high four TD passes on 18-of-26 passing for 179 yards.

►**At Dallas (Oct. 8):** Started at RG and played all 60 snaps, helping the offense rack up a season-high 160 rushing yards on 25 carries (6.4 avg.), highlighted by a 125-yard effort from rookie RB Aaron Jones on 19 attempts (6.6 avg.)...It marked just the second time in the past 14 seasons (Week 15 at Chicago in 2016) that the Packers rushed for 160-plus yards on 25 or fewer carries...Also helped protect Rodgers as he threw three TD passes, his third straight game with three-plus TD passes.

►**At Minnesota (Oct. 15):** Started at RG and played all 66 snaps, one of only two offensive linemen to appear on every play (C Corey Linsley).

►**Vs. New Orleans (Oct. 22):** Started at RG and played all 55 snaps, helping the offense register a season-high 181 rushing yards and a season-best two rushing TDs on 24 carries (7.5 avg.), highlighted by Jones' season-best 131 yards and a TD on 17 attempts (7.7 avg.).

►**Vs. Detroit (Nov. 6):** Started at RG and played all 59 snaps, helping to protect QB Brett Hundley as he completed 26 of 38 passes for 245 yards.

►**At Chicago (Nov. 12):** Started at RG and played all 66 snaps, helping the offense rush for 160 yards on 37 carries (4.3 avg.), the most rushing yards allowed by the Bears on the season...Blocked for Hundley as he completed 18 of 25 passes for 212 yards and a TD for a 110.8 passer rating.

25 Marwin Evans, S, 2nd Year, Utah State

• One of five rookie free agents to make Green Bay's Week 1 roster in 2016.

• Joined S Kentrell Brice as the only 2016 rookie free agents to play in all 16 regular-season games and three postseason contests for the Packers.

• Saw time primarily on special teams as a rookie and was tied for No. 2 on the team with nine tackles during the regular season.

2017 SEASON: Has played in all nine games with one start, seeing time on defense and special teams...Has posted 11 tackles on defense (10 solo) and leads the team with nine tackles on special teams.

►**Vs. Seattle (Sept. 10):** Played 19 snaps on special teams and recorded a tackle.

►**At Atlanta (Sept. 17):** Appeared on 19 plays on special teams, posting a tackle.

►**Vs. Cincinnati (Sept. 24):** Started his first career game, opening at SS with S Morgan Burnett starting as the slot corner...Registered a career-high five tackles (all solo) on defense and added a tackle on special teams.

►**Vs. Chicago (Sept. 28):** Appeared on eight plays on defense and 18 on special teams...Posted a tackle on special teams for the fourth straight game.

►**At Dallas (Oct. 8):** Played 17 snaps on special teams and three on defense.

► **At Minnesota (Oct. 15):** Appeared on 15 plays on defense and 19 on special teams...Registered a solo tackle on defense.

► **Vs. New Orleans (Oct. 22):** Played 13 snaps on defense and 16 on special teams...Posted two tackles (one solo) on defense and added a tackle on special teams.

► **Vs. Detroit (Nov. 6):** Appeared on 10 plays on defense and registered two tackles (both solo)...Added a tackle on special teams.

► **At Chicago (Nov. 12):** Played 21 snaps on defense and 23 on special teams...Early in the second quarter, forced a fumble by RB Benny Cunningham at the Green Bay 2-yard line that went out of bounds in the end zone to give the Packers the ball at their own 20...Added a solo tackle and a pass defended and led the team with a career-high three tackles on special teams.

51 Kyler Fackrell, LB, 2nd Year, Utah State

• Played in 13 games as a rookie, seeing time on defense and special teams. Was tied for No. 2 on the team with nine tackles on special teams.

• Recorded nine tackles (all solo), two sacks, a forced fumble, six QB pressures, a QB hit and a pass defended in the 2016 regular season.

• Posted sacks in back-to-back games in 2016, vs. Detroit and vs. the N.Y. Giants.

2017 SEASON: Has played in all nine games, seeing time on defense and special teams...Has posted 12 tackles (seven solo), a tackle for a loss, a fumble recovery, five QB hits and 11 QB pressures (No. 3 on the team)...Has added two tackles on special teams.

► **Vs. Seattle (Sept. 10):** Played 12 snaps on defense and 21 on special teams...Registered a QB pressure, a QB hit and the first fumble recovery of his career...On third down on Seattle's opening series of the second half, fought off a block from G Mark Glowinski to recover a QB Russell Wilson fumble after DT Mike Daniels stripped Wilson on the sack...The recovery at the Seattle 6 set up RB Ty Montgomery's TD run on the next play, giving the Packers a 7-3 lead they would never relinquish.

► **At Atlanta (Sept. 17):** Played a team-high 28 snaps on special teams and 19 on defense...Registered an assisted tackle, a QB hit and a pressure.

► **Vs. Cincinnati (Sept. 24):** Appeared on 41 plays on defense and posted two assisted tackles, a team-high five QB pressures and two QB hits...Also played a team-high 29 snaps on special teams.

► **Vs. Chicago (Sept. 28):** Played 24 snaps on defense and registered a solo tackle.

► **At Dallas (Oct. 8):** Appeared on 25 plays on defense and 22 on special teams...Posted a QB pressure.

► **At Minnesota (Oct. 15):** Played 31 snaps on defense and a team-high 24 on special teams...Early in the fourth quarter, fought off a block from T Mike Remmers to tackle RB Jerick McKinnon for a 2-yard loss...Added a QB pressure.

► **Vs. New Orleans (Oct. 22):** Posted three tackles (two solo) on 26 snaps of action on defense...Also appeared on a team-high 21 plays on special teams.

► **Vs. Detroit (Nov. 6):** Played 27 snaps on defense and a team-high 18 on special teams...Registered two tackles (both solo), a QB pressure and a QB hit...Late in the fourth quarter, deflected a QB Matthew Stafford pass at the line, one that was caught by T Brian Mihalik before he was brought down by LB Chris Odom for a 4-yard loss.

► **At Chicago (Nov. 12):** Appeared on 18 plays on defense and 20 on special teams...Registered two tackles (one solo) and a QB pressure on defense and a season-high two tackles on special teams.

54 Derek Hart, LS, Rookie, James Madison

• Was with the Packers during the 2017 offseason and part of the pre-season before being released on Aug. 28.

• Played in 43 career games at James Madison from 2012-15, serving as the primary long snapper for his final three seasons.

2017 SEASON: Has played in two games...Was signed by Green Bay as a free agent on Nov. 3.

► **Vs. Detroit (Nov. 6):** Made his NFL debut, handling snapping duties for all punts and placements...Registered a tackle on special teams.

► **At Chicago (Nov. 12):** Handled snapping duties for all punts and placements.

28 Josh Hawkins, CB, 2nd Year, East Carolina

• Was one of four 2016 undrafted free agents to play 10-plus games for the Packers as rookies.

• Saw action in 11 games in 2016, posting a pass defended on defense and four tackles on special teams.

• Appeared in all three postseason games and recorded a tackle on special teams.

2017 SEASON: Has played in eight games with one start, seeing action on defense and special teams...Has registered nine tackles (seven solo) and four passes defended.

► **Vs. Seattle (Sept. 10):** Inactive (healthy scratch).

► **At Atlanta (Sept. 17):** Appeared on four plays on special teams and one on defense.

► **Vs. Cincinnati (Sept. 24):** Played nine snaps on defense and 13 on special teams.

► **Vs. Chicago (Sept. 28):** Appeared on a career-high 40 plays on defense, recording seven tackles (five solo) and a career-best three passes defended...Broke up two passes on Chicago's opening drive of the second half, the first one a short pass from QB Mike Glennon to WR Markus Wheaton and the second a pass down the seam to WR Deonte Thompson on third down that forced the Bears to settle for a FG attempt that missed wide right by K Connor Barth...His third PD of the night came midway through the fourth quarter when he made a leaping breakup of a pass from Glennon intended for Thompson in the end zone.

► **At Dallas (Oct. 8):** Played 25 snaps on defense and nine on special teams...Got in front of WR Dez Bryant in the third quarter to break up a pass from QB Dak Prescott...Added two solo tackles.

► **At Minnesota (Oct. 15):** Made his first NFL start, opening the game at RCB with starting CBs Davon House (quadricep) and Kevin King (concussion) both sidelined...Led the secondary with a career-high nine tackles (eight solo) and added his first career forced fumble...Forced a fumble by WR Adam Thielen early in the third quarter after a short catch, a fumble that went out of bounds at the Minnesota 35.

► **Vs. New Orleans (Oct. 22):** Appeared on 17 plays on defense and three on special teams.

► **Vs. Detroit (Nov. 6):** Played two snaps on defense and one on special teams...Posted a solo tackle on defense.

► **At Chicago (Nov. 12):** Appeared on four plays on defense and eight on special teams.

31 Davon House, CB, 7th Year, New Mexico State

• Spent the 2015-16 seasons with the Jacksonville Jaguars, starting 19 of 32 games played. In his first season in Jacksonville, set a franchise single-season record with 23 passes defended, ranking No. 3 in the NFL.

• In 2015, set career highs in starts (15), tackles (60), solo tackles (49), passes defended (23) and interceptions (four).

• Despite missing three regular-season games with a shoulder injury in 2014, his 11 passes defended tied for No. 4 on the Packers.

• After seeing action in two games as a rookie (2011), appeared in 25 games for Green Bay between 2012-13, starting five games in each season.

2017 SEASON: Has started all six games he has appeared in at LCB and has registered 35 tackles (30 solo), three tackles for a loss, a sack, an interception and four passes defended.

► **Vs. Seattle (Sept. 10):** Started at LCB and played all 49 snaps, finishing with two tackles (one solo) and a tackle for a loss...On Seattle's first possession, fought off a block from TE Jimmy Graham to come up and tackle WR Doug Baldwin for a 3-yard loss on a lateral...Helped limit QB Russell Wilson to a 69.7 passer rating as he completed just 14 of 27 passes for 158 yards with no TDs.

► **At Atlanta (Sept. 17):** Started at LCB and played 49 of 58 snaps, departing the game in the fourth quarter due to a quadricep injury...Posted three tackles (all solo).

► **Vs. Cincinnati (Sept. 24):** Inactive (quadricep).

► **Vs. Chicago (Sept. 28):** Inactive (quadricep).

► **At Dallas (Oct. 8):** Started at LCB and appeared on 58 of 74 plays, finishing with four tackles (two solo) and a pass defended.

► **At Minnesota (Oct. 15):** Inactive (quadricep).

► **Vs. New Orleans (Oct. 22):** Started at LCB, appearing on 67 of 76 plays, and posted eight tackles (seven solo), an interception and a season-

best two passes defended...Late in the first quarter, covered WR Michael Thomas down the sideline and picked off QB Drew Brees' pass intended for Thomas at the Green Bay 6...Early in the fourth quarter, got his right hand in to break up a Brees pass intended for WR Tommy Lee Lewis on third down to force the Saints to settle for a field goal.

►**Vs. Detroit (Nov. 6):** Started at LCB and played all 68 snaps, one of four Green Bay players on defense to do so...Finished with a career-high nine tackles (all solo), including two tackles for a loss...Late in the fourth quarter, came up to bring down RB Dwayne Washington for a 6-yard loss on a toss to the right.

►**At Chicago (Nov. 12):** Started at RCB and played all 60 snaps, matching his career high with a team-high nine tackles (eight solo)...Posted his first sack since 2013 when he came through untouched on a blitz early in the third quarter to sack QB Mitchell Trubisky for an 8-yard loss on third down and force a Chicago punt...Added a pass defended.

7 Brett Hundley, QB, 3rd Year, UCLA

• Played in four regular-season games last season, completing 2 of 10 passes for 17 yards, and served as the No. 2 QB for the other 12 contests. Also saw action in one playoff game.

• Served as the No. 3 QB behind Aaron Rodgers and Scott Tolzien as a rookie in 2015 and was inactive for all 16 regular-season games and both playoff contests.

• Ranked No. 2 in the NFL with 630 passing yards in the 2015 preseason, completing 45 of 65 passes (69.2 percent) for seven TDs with one INT for a 129.6 passer rating (No. 3 in the NFL).

2017 SEASON: Has appeared in five games with three starts and has completed 75 of 122 passes (61.5 percent) for 701 yards and two TDs with four INTs for a 69.1 passer rating...Has rushed for 85 yards and two TDs on 10 attempts (8.5 avg.).

►**Vs. Chicago (Sept. 28):** Saw his first action of the season, taking over for QB Aaron Rodgers with just over six minutes remaining and the Packers holding a 35-14 lead...Played three snaps and completed one pass to TE Lance Kendricks for no gain.

►**At Minnesota (Oct. 15):** Saw the most significant action of his career to that point, coming in for an injured Rodgers (collarbone) on Green Bay's second series...Took 58 of 66 snaps, throwing for 157 yards and a TD with three INTs on 18-of-33 passing (54.5 percent)...Threw his first career TD pass, finding WR Davante Adams for a 14-yard TD on third down early in the second quarter...Stepped up in the pocket to avoid pressure and found a wide-open Adams near the Minnesota 5 before he took it in for the score...Late in the first half, connected with WR Jordy Nelson on a back-shoulder throw for 26 yards on third-and-6 to the Minnesota 8, setting up a Mason Crosby FG...Late in the fourth quarter, avoided pressure as he rolled to his left, finding Adams down the sideline for a 19-yard gain.

►**Vs. New Orleans (Oct. 22):** Made his first NFL start, taking over for an injured Rodgers, and completed 12 of 25 passes (48.0 percent) for 87 yards with an INT for a 39.9 rating...Rushed for 44 yards and a TD on three carries (14.7 avg)...Midway through the second quarter, scrambled down the left sideline for a 14-yard TD, the first TD run of his career, breaking a tackle attempt by CB Ken Crawley near the pylon...Later in the second quarter, eluded pressure and took off for a 22-yard run down the middle of the field...Posted the highest rushing average by a Green Bay quarterback (min. three att.) since Bart Starr rushed for 48 yards on three carries (16.0 avg.) at Chicago on Oct. 31, 1965.

►**Vs. Detroit (Nov. 6):** Started for the second straight game and threw for 245 yards on 26-of-38 passing (68.4 percent) for an 86.0 rating, all career highs...Completed passes to 10 different receivers on the evening and threw for a career-best 13 first downs...Posted a career-long 46-yard completion early in the fourth quarter, finding WR Randall Cobb over the middle as he took it down the sideline to the Detroit 21...The pass helped set up Hundley's 1-yard TD run four plays later as he became the first QB in team history to register a rushing TD in both of his first two career starts with the Packers...Finished with 22 yards rushing on four attempts (5.5 avg.).

►**At Chicago (Nov. 12):** Posted a career-high 110.8 passer rating as he completed 18 of 25 passes (72.0 percent) for 212 yards and a TD with no INTs...Averaged 8.48 yards per attempt, the best mark of his career

(min. 15 att.)...Completed passes to nine different receivers...Registered a perfect 158.3 rating in the fourth quarter as he connected on five of six passes for 89 yards and a TD...On Green Bay's opening drive of the game, found Cobb on a slant for a 38-yard pickup to the Chicago 49...With Green Bay leading 16-13 midway through the fourth quarter, led the offense on an eight-play, 75-yard drive that was capped off with his 19-yard TD pass to Adams...Two plays before the TD pass, scrambled to his left for a 17-yard gain to the Chicago 20 on third-and-2...On the score to Adams, rolled to his right and then found Adams on a back-shoulder throw in the front of the end zone near the pylon for the TD...After Chicago kicked a FG to make it a one-score game, connected with Adams again, this time on a third-and-10 on a perfectly thrown deep pass down the sideline that Adams hauled in with one hand for a 42-yard gain to the Chicago 23 with just over two minutes remaining in the game.

83 Jeff Janis, WR, 4th Year, Saginaw Valley State

• Played in all 16 games for the second straight season in 2016 and was one of only two players on the team (FB Aaron Ripkowski) to register both a rushing TD and a receiving TD.

• Posted a career-high 11 receptions for a career-best 93 yards (8.5 avg.) and a TD in '16.

• Recorded 20 tackles on special teams over the past two seasons, including a career-high 15 stops in 2015.

• Has registered a 26.3-yard average on 20 career kickoff returns, the fifth-best mark by a Packer with 20-plus returns.

2017 SEASON: Has played in all nine games, seeing time primarily on special teams...Has returned two kickoffs for 28 yards (14.0 avg.)...Has posted four tackles on special teams (No. 2 on the team).

►**Vs. Seattle (Sept. 10):** Played 19 snaps on special teams and three on offense...Served as the kickoff returner, but did not have any returns...Posted a tackle on special teams.

►**At Atlanta (Sept. 17):** Appeared on 19 plays on special teams and one on offense.

►**Vs. Cincinnati (Sept. 24):** Posted a tackle on special teams.

►**Vs. Chicago (Sept. 28):** Served as the kickoff returner and played one snap on offense.

►**At Dallas (Oct. 8):** Posted his first kickoff return of the season, a 17-yarder in the fourth quarter...Early in the fourth quarter, tackled WR Ryan Switzer for a 1-yard loss at the Dallas 12 on Justin Vogel's 59-yard punt.

►**At Minnesota (Oct. 15):** Had one kickoff return for 11 yards.

►**Vs. New Orleans (Oct. 22):** Appeared on 10 plays on special teams and recorded a tackle.

►**Vs. Detroit (Nov. 6):** Played five snaps on special teams.

►**At Chicago (Nov. 12):** Appeared on one play on offense and 15 on special teams.

74 Ulrick John, T, 4th Year, Georgia State

• Started three games at RT for the Arizona Cardinals in 2016 before suffering a season-ending shoulder injury. Was on Arizona's practice squad for the first three games this season before signing with Green Bay.

• Entered the league as a seventh-round draft choice (232nd overall) with the Indianapolis Colts in 2014. Was on injured reserve with the Colts as a rookie in 2014 and spent time on their practice squad in 2015 before signing with Miami in November, appearing in two games for the Dolphins that season.

2017 SEASON: Has played in two games...Dressed, but did not play, in three others and was inactive for one contest...Was signed to Green Bay's 53-man roster from Arizona's practice squad on Sept. 26.

►**Vs. Chicago (Sept. 28):** Dressed, but did not play.

►**At Dallas (Oct. 8):** Dressed, but did not see any action.

►**At Minnesota (Oct. 15):** Played the final 32 snaps of the game at RT, taking over for an injured Bryan Bulaga (concussion) after Justin McCray moved over to LT for an injured David Bakhtiari (hamstring) in the fourth quarter.

►**Vs. New Orleans (Oct. 22):** Dressed, but did not play.

►**Vs. Detroit (Nov. 6):** Inactive (healthy scratch).

►**At Chicago (Nov. 12):** Played six snaps on special teams.

33 Aaron Jones, RB, Rookie, Texas-El Paso

- Finished his career at UTEP ranked No. 1 in rushing yards (4,114) and 100-yard rushing games (17), No. 2 in rushing touchdowns (33) and all-purpose yards (4,760), and No. 3 in rushing attempts (658) and points (240).

- Ranked No. 4 in the country with 1,773 rushing yards in 2016, a total that also set the single-season school record at Texas-El Paso, and ranked No. 3 in the nation in rushing yards per game (147.8).

- Averaged 7.7 yards on 229 carries last season, the best mark in the country among players with 150-plus rushing attempts in 2016.

2017 SEASON: Has played in eight games with four starts...Has posted a team-high 370 rushing yards and three TDs on 70 carries (5.3 avg.)...Ranks No. 3 in the NFL in rushing yards per attempt (min. 6.25 att./team game)...Has rushed for 18 first downs on 67 attempts, a 25.7 percentage that ranks No. 3 among NFL running backs...Has registered two 125-yard rushing games, tied for the most in franchise history by a Green Bay rookie (John Brockington, 1971; Eddie Lacy, 2013)...Is tied for No. 2 in the NFL this season in 125-yard games behind only Steelers RB Le'Veon Bell (three)...Has added eight receptions for 16 yards (2.0 avg.) and a tackle on special teams.

►**Vs. Seattle (Sept. 10):** Inactive (healthy scratch).

►**At Atlanta (Sept. 17):** Made his NFL debut, appearing on eight plays on special teams.

►**Vs. Cincinnati (Sept. 24):** Played 12 snaps on special teams.

►**Vs. Chicago (Sept. 28):** Saw the most significant action of his career with injuries to RBs Ty Montgomery and Jamaal Williams, appearing on 30 plays and rushing for 49 yards and a TD on 13 carries (3.8 avg.)...Following a 58-yard completion from QB Aaron Rodgers to WR Jordy Nelson in the second quarter, took a handoff from Rodgers and scored on a 2-yard run up the middle, his first touchdown in the NFL...Also posted a tackle on special teams.

►**At Dallas (Oct. 8):** With Montgomery (ribs) sidelined, made his first NFL start and rushed for 125 yards and a TD on 19 carries (6.6 avg.)...Became the first Green Bay rookie to record a 100-yard rushing game in his first career start since Samkon Gado (103 yards at Atlanta, Nov. 13, 2005)...Posted a career-high five carries of 10-plus yards and rushed for a career-best seven first downs...Late in the first half, made a diving reception near the sideline for a 9-yard gain to the Dallas 7 before taking it up the middle on the next play for a 7-yard TD run, his second straight game with a TD...Midway through the third quarter, had a career-long 22-yard run, first going left before cutting it back to the right as he took it down the middle of the field...On the Packers' game-winning drive, had a key 15-yard run to the Dallas 32, getting out of bounds to stop the clock with 39 seconds remaining.

►**At Minnesota (Oct. 15):** Led the team with 41 rushing yards on 13 attempts (3.2 avg.) in 43 snaps of action...Added a 1-yard reception.

►**Vs. New Orleans (Oct. 22):** Started for the second time on the season and led the team with a career-high 131 rushing yards and a TD on 17 carries (7.7 avg.), his second 100-yard rushing effort in three games...His 17 carries were the fewest by a Green Bay rookie with 125-plus rushing yards in a game...Posted the longest run by a Packer this season with his 46-yard TD run on the opening drive of the game, the longest rushing TD for Green Bay since RB James Starks' 65-yard TD run vs. San Diego on Oct. 18, 2015...Racked up 70 rushing yards on four attempts (17.5 avg.) on Green Bay's first series, going up the middle untouched on the 46-yard score...Late in the third quarter, bounced a run out to the right and took it down the sideline for a 22-yard pickup.

►**Vs. Detroit (Nov. 6):** Started and played 20 snaps, finishing with 12 yards rushing on five attempts (2.4 avg.) and two receptions for -1 yards.

►**At Chicago (Nov. 12):** Started for the third straight game, but was limited to just three carries for 12 yards (4.0 avg.) before sustaining a knee injury on the opening drive that would sideline him for the remainder of the game.

27 Josh Jones, S, Rookie, North Carolina State

- Started 32 of 38 games played in three seasons at North Carolina State, finishing each season in the top five on the team in tackles (No. 5 in 2014, No. 3 in 2015 and No. 1 in 2016).

- Named honorable mention All-ACC as a junior after ranking No. 9 in the ACC with a career-best 109 tackles (62 solo). Was the first Wolfpack player since 2013 to eclipse the 100-tackle mark.

- As a redshirt freshman in 2014, recorded a career-best four interceptions that he returned for a career-high 37 yards. Ranked No. 2 in the ACC in interceptions among all players and No. 4 nationally among freshmen.

2017 SEASON: Has played in all nine games with three starts (one at inside LB, two at SS) and has posted 40 tackles (38 solo), five tackles for a loss, two sacks, three QB pressures, two QB hits and a pass defended...Is tied for No. 4 on the team in tackles...Also has registered two tackles on special teams, tied for No. 2 on the team.

►**Vs. Seattle (Sept. 10):** Played 21 snaps on special teams, tied with LB Kyler Fackrell for the most on the team, and posted a tackle.

►**At Atlanta (Sept. 17):** Saw the first action of his career on defense, appearing on 29 plays with S Kentrell Brice departing late in the second quarter due to a groin injury...Brought down RB Devonta Freeman for a 1-yard loss on a fourth-quarter run...Also played 25 snaps on special teams and registered a tackle.

►**Vs. Cincinnati (Sept. 24):** Made his first NFL start, opening at inside LB, and posted a career-high 11 tackles (10 solo), three tackles for a loss and two sacks...Became the first rookie defensive back in team history to record two sacks in a game...Midway through the first quarter, came unblocked off the left side to sack QB Andy Dalton for a 6-yard loss on third down to force a Cincinnati punt...In the second quarter, came up from his inside-LB spot to bring down RB Joe Mixon for a 1-yard loss on a run...Late in the third quarter, came off the right side and blew by TE Tyler Kroft to get to Dalton again on third down for an 8-yard sack, forcing the Bengals to settle for a FG attempt by K Randy Bullock that went wide right...On the opening drive of overtime, immediately brought down Kroft after he made a catch in the flat, stopping him for just a 1-yard gain on third-and-6 to force a Cincinnati punt.

►**Vs. Chicago (Sept. 28):** Appeared on 51 of 65 defensive plays and posted five tackles (all solo).

►**At Dallas (Oct. 8):** Played 38 snaps on defense and registered three tackles (all solo).

►**At Minnesota (Oct. 15):** Appeared on 30 plays on defense and 19 on special teams...Posted a solo tackle, two QB pressures, two QB hits and a pass defended...On the final play of the first half, broke up a Hail Mary pass in the end zone thrown by QB Case Keenum.

►**Vs. New Orleans (Oct. 22):** Played 52 snaps on defense, posting four tackles (all solo), and 20 snaps on special teams.

►**Vs. Detroit (Nov. 6):** Started at SS with Morgan Burnett opening the game at inside LB...Played all 68 snaps and registered eight tackles (all solo), including a tackle for a loss...Early in the second quarter, brought down RB Theo Riddick for a 4-yard loss on a run.

►**At Chicago (Nov. 12):** Started at SS in place of an injured Burnett (groin), appearing on all 60 snaps and posting five tackles (all solo) and a QB pressure.

84 Lance Kendricks, TE, 7th Year, Wisconsin

- Started a career-high 16 games for the Los Angeles Rams in 2016 and posted a career-best 50 receptions for 499 yards (10.0 avg.) and two TDs, becoming just the fifth tight end in franchise history to register 50-plus catches in a season.

- Registered a career-high seven catches in back-to-back games last season (Weeks 7, 9), the first tight end in Rams history to record seven-plus receptions in consecutive games.

- Posted 17 TD catches during his six seasons with the Rams, the second most by a TE in franchise history behind only Damone Johnson (18, 1986-92).

- Has played in 102 of a possible 105 games during his career, appearing in all 16 contests three times and in 15 games each of the other three seasons.

2017 SEASON: Has played in all nine games with three starts and has nine receptions for 135 yards (15.0 avg.) and a TD...Has added three tackles on special teams, which is tied for No. 3 on the team.

►**Vs. Seattle (Sept. 10):** Appeared on 21 plays and caught two passes for 18 yards (9.0 avg.).

►**At Atlanta (Sept. 17):** Played 13 snaps on offense and seven on special teams.

►**Vs. Cincinnati (Sept. 24):** Got his first start in a Green Bay uniform, opening the game as the Packers started two tight ends...Caught two passes for 52 yards (26.0 avg.) and a TD...On Green Bay's opening drive of the game, drew a 33-yard pass-interference penalty on CB Adam Jones that gave the Packers the ball at Cincinnati's 27...Capped the drive off with a 1-yard TD catch from QB Aaron Rodgers, his first TD as a Packer, freeing himself from DT Ryan Glasgow to make a wide-open catch in the end zone...On Green Bay's opening play of the second half, came back to make a catch from Rodgers at the Green Bay 43, spinning away from a tackle attempt by CB Dre Kirkpatrick and taking it down the middle of the field for a 51-yard gain to the Cincinnati 24, the second-longest catch of his career.

►**Vs. Chicago (Sept. 28):** Appeared on 18 plays and had one catch for no gain...Added a tackle on special teams, bringing down RB Tarik Cohen for a 2-yard loss on a second-quarter punt return.

►**At Dallas (Oct. 8):** Played 18 snaps on offense and had a 24-yard reception...On Green Bay's opening drive, found an opening down the seam to make a 24-yard grab to the Dallas 12, helping to set up Rodgers' 10-yard TD pass to WR Davante Adams two plays later.

►**At Minnesota (Oct. 15):** Appeared on six plays on offense and 12 on special teams...Brought down CB Marcus Sherels for a 5-yard loss at the Minnesota 18 on a second-quarter punt return.

►**Vs. New Orleans (Oct. 22):** Played 14 snaps on offense and 11 on special teams in his 100th career regular-season game...Posted a tackle on special teams.

►**Vs. Detroit (Nov. 6):** Started and played 29 snaps, posting two receptions for 32 yards (16.0 avg.)...Made a 21-yard grab down the middle of the field late in the fourth quarter.

►**At Chicago (Nov. 12):** Started and played a season-high 46 snaps, posting a 9-yard reception to convert a third-and-5 in the third quarter... Helped block for an offense that racked up 160 yards rushing on 37 attempts (4.3 avg.).

20 Kevin King, CB, Rookie, Washington

• Started all 14 games at cornerback as a senior in 2016, earning honorable mention All-Pacific-12 recognition as he helped the Huskies to their first conference title since 2000 and their first College Football Playoff berth.

• Led the team with a career-high 15 passes defended in 2016, contributing to a defense that ranked No. 2 in the Pac-12 and No. 22 in the country in passing yards allowed per game (192.6).

• Earned honorable mention All-Pac-12 recognition as a junior in 2015, a season that saw him rank No. 2 on the team with a career-high three interceptions.

2017 SEASON: Has appeared in eight games with five starts and has registered 27 tackles (19 solo), a tackle for a loss and a team-high seven passes defended...Has posted a tackle on special teams.

►**Vs. Seattle (Sept. 10):** Appeared on six plays on defense and six on special teams...Recorded an assisted tackle and a pass defended in his NFL debut.

►**At Atlanta (Sept. 17):** Saw his most significant action as a pro, appearing on 46 of 58 snaps on defense and recording three tackles (two solo) and two passes defended...Late in the first half, broke up a QB Matt Ryan pass over the middle intended for WR Julio Jones...Late in the third quarter, came up to bring down RB Tevin Coleman for no gain on a pass in the flat.

►**Vs. Cincinnati (Sept. 24):** Started his first NFL game and played all 61 snaps, opening at RCB with CB Davon House (quadriceps) sidelined and CB Damarious Randall starting in House's place at LCB...Registered a career-high seven tackles (six solo).

►**Vs. Chicago (Sept. 28):** Started at RCB and played 61 of 65 snaps, finishing with two tackles (both solo)...Added a tackle on special teams.

►**At Dallas (Oct. 8):** Started at RCB, but was forced to leave the game late in the first quarter after sustaining a concussion...On the Cowboys' opening play, came up to drill RB Ezekiel Elliott for a 4-yard loss on a swing pass...Finished with two tackles (both solo) in his limited action.

►**At Minnesota (Oct. 15):** Inactive (concussion).

►**Vs. New Orleans (Oct. 22):** Started at RCB and played 50 snaps,

posting six tackles (two solo).

►**Vs. Detroit (Nov. 6):** Started at RCB and appeared on 63 of 68 plays, posting four tackles (three solo) and a team-best two passes defended...Midway through the fourth quarter, broke up a slant pass from QB Matthew Stafford intended for WR Marvin Jones Jr.

►**At Chicago (Nov. 12):** Played 40 snaps and registered two tackles (both solo) and a team-high two passes defended...Late in the first half, broke up a deep pass down the sideline from QB Mitchell Trubisky to WR Joshua Bellamy.

63 Corey Linsley, C, 4th Year, Ohio State

• Started at center in all 38 contests he has played in during his first three seasons in the NFL (2014-16).

• Part of an offense that averaged 26.8 points per game from 2014-16, No. 2 in the league over that span behind only New England (28.6 ppg).

• Started every game in 2014, becoming the first rookie center to open every game for the Packers since the league went to a 16-game schedule in 1978.

• Was named to the PFWA's All-Rookie team in '14, the first Green Bay center to be honored since its inception in 1974.

2017 SEASON: Has started all nine games at C...Has helped the offense rank No. 3 in red-zone scoring (69.0 percent), tied for No. 9 in first downs per game (20.3), No. 6 in yards per carry (4.50) and tied for No. 5 in rushing TDs (nine).

►**Vs. Seattle (Sept. 10):** Started at C and played all 82 snaps, helping the offense rack up 26 first downs, the top mark by the Packers in a season opener since 2002 (29 vs. Atlanta), and a 39:13 time of possession, the best mark by Green Bay since Week 7 last season vs. Chicago (39:36)... Helped protect QB Aaron Rodgers as he threw for 311 yards and a TD on 28-of-42 passing.

►**At Atlanta (Sept. 17):** Started at C and played all 76 snaps, helping to protect Rodgers as he threw for 343 yards and two TDs on 33-of-50 passing.

►**Vs. Cincinnati (Sept. 24):** Started at C and played all 70 snaps, helping to block for Rodgers as he posted his franchise-record fifth consecutive 300-yard passing game with 313 yards and three TDs with one INT on 28-of-42 passing for a 102.6 passer rating.

►**Vs. Chicago (Sept. 28):** Started at C and played all 55 snaps, helping to block for Rodgers as he threw a season-high four TD passes on 18-of-26 passing for 179 yards.

►**At Dallas (Oct. 8):** Started at C and played all 60 snaps, helping the offense rack up a season-high 160 rushing yards on 25 carries (6.4 avg.), highlighted by a 125-yard effort from rookie RB Aaron Jones on 19 attempts (6.6 avg.)...It marked just the second time in the past 14 seasons (Week 15 at Chicago in 2016) that the Packers rushed for 160-plus yards on 25 or fewer carries...Also helped protect Rodgers as he threw three TD passes, his third straight game with three-plus TD passes.

►**At Minnesota (Oct. 15):** Started at C and played all 66 snaps, one of only two offensive linemen to appear on every play (G Jahri Evans).

►**Vs. New Orleans (Oct. 22):** Started at C and played all 55 snaps, helping the offense register a season-high 181 rushing yards and a season-best two rushing TDs on 24 carries (7.5 avg.), highlighted by Jones' season-best 131 yards and a TD on 17 attempts (7.7 avg.).

►**Vs. Detroit (Nov. 6):** Started at C and played all 59 snaps, helping to protect QB Brett Hundley as he completed 26 of 38 passes for 245 yards.

►**At Chicago (Nov. 12):** Started at C and played all 66 snaps, helping the offense rush for 160 yards on 37 carries (4.3 avg.), the most rushing yards allowed by the Bears on the season...Blocked for Hundley as he completed 18 of 25 passes for 212 yards and a TD for a 110.8 passer rating.

94 Dean Lowry, DE, 2nd Year, Northwestern

• Played in 15 games as a rookie and registered 14 tackles (eight solo), two sacks, three tackles for a loss, nine QB pressures and three QB hits.

• Posted sacks in back-to-back games, recording one in Week 13 vs. Houston and one in Week 14 vs. Seattle.

• Appeared in all three postseason contests and posted two tackles (one solo) and a QB pressure.

2017 SEASON: Has played in all nine games with seven starts and has

registered 14 tackles (seven solo), a half-sack, four tackles for a loss, two QB pressures and four QB hits.

►**Vs. Seattle (Sept. 10):** Started and played 15 snaps on defense.

►**At Atlanta (Sept. 17):** Appeared on 34 plays on defense and posted three tackles (all assisted).

►**Vs. Cincinnati (Sept. 24):** Started and played 37 snaps, posting two tackles (both solo), including a tackle for a loss, and a pass defended... Stopped RB Joe Mixon for a 1-yard loss on a run on Cincinnati's opening drive of the game.

►**Vs. Chicago (Sept. 28):** Started and played a season-high 47 snaps, recording an assisted tackle and a QB hit.

►**At Dallas (Oct. 8):** Started and played 29 snaps, posting two tackles (one solo)...Chased down RB Ezekiel Elliott and tackled him near the sideline for no gain on a third-and-1 in the second quarter.

►**At Minnesota (Oct. 15):** Started and appeared on 34 plays, recording two tackles (one solo), two QB pressures and two QB hits.

►**Vs. New Orleans (Oct. 22):** Started and played 27 snaps on defense, posting a solo tackle and a QB hit...On the first play from scrimmage in the second half, fought off a block from G Josh LeRibeus to bring down RB Mark Ingram for a 2-yard loss on a run to the right.

►**Vs. Detroit (Nov. 6):** Played 29 snaps on defense and registered two tackles (both solo), two tackles for a loss and a half-sack...Early in the second quarter, blew past T Rick Wagner to get into the backfield and bring down RB Ameer Abdullah for a 2-yard loss...Early in the third quarter, bulled over TE Darren Fells to get to QB Matthew Stafford with LB Nick Perry for a shared 8-yard sack.

►**At Chicago (Nov. 12):** Started and played 18 snaps, posting an assisted tackle...Helped limit the Bears to just 55 rushing yards on 17 attempts (3.2 avg.).

50 Blake Martinez, LB, 2nd Year, Stanford

• Played in 13 games with nine starts at ILB as a rookie last season and ranked No. 5 on the team with 62 tackles (46 solo), a sack, four tackles for a loss, two QB hits, two QB pressures, an interception and five passes defended.

• Part of a run defense that ranked No. 8 in the league in rushing yards allowed per game (94.7) and No. 7 in runs of 10-plus yards allowed (37) in 2016.

• Appeared in all three postseason games with one start and recorded five tackles (four solo), including a tackle for a loss, and added a tackle on special teams.

2017 SEASON: Has started all nine games and has registered a team-high 87 tackles (64 solo), seven tackles for a loss, a sack, a forced fumble, a fumble recovery, two QB pressures, two QB hits and five passes defended...Has added a tackle on special teams.

►**Vs. Seattle (Sept. 10):** Started and played 42 of 47 snaps, finishing with five tackles (three solo), including a tackle for a loss...Stopped RB C.J. Prosise for a 1-yard loss on a run late in the second quarter.

►**At Atlanta (Sept. 17):** Started and played 38 snaps, recording five tackles (all solo), a sack and two tackles for a loss...Late in the third quarter, came through untouched to bring down QB Matt Ryan for an 8-yard sack on third-and-4 to force the Falcons to settle for a FG...Late in the fourth quarter, came off the right side to bring down RB Devonta Freeman for a 1-yard loss on a run.

►**Vs. Cincinnati (Sept. 24):** Started and appeared on 47 of 61 snaps, leading the team with 12 tackles (six solo) and a tackle for a loss...On Cincinnati's opening play of overtime, came up to drill RB Joe Mixon for a 2-yard loss.

►**Vs. Chicago (Sept. 28):** Started and played 45 snaps, recording eight tackles (five solo) and the first fumble recovery of his career...On Chicago's second drive of the game, recovered a fumble by QB Mike Glennon at the Green Bay 24.

►**At Dallas (Oct. 8):** Started and played 70 of 74 snaps, leading the team with 13 tackles (10 solo)...Added two QB pressures, two QB hits and a pass defended...Late in the first quarter, fought off a block from FB Keith Smith to get to QB Dak Prescott and break up his pass intended for RB Ezekiel Elliott.

►**At Minnesota (Oct. 15):** Started and played 76 of 77 snaps, leading

the team with 14 tackles (12 solo), including two for a loss, and a career-best three passes defended...Stopped RB Latavius Murray for a 1-yard loss on a first-quarter run...Late in the first quarter, came up to tackle RB Jerick McKinnon after he caught a swing pass on third-and-6, stopping him for no gain at the Green Bay 48 to force a Minnesota punt...With just over four minutes remaining in the second quarter, dropped back into coverage and deflected a QB Case Keenum pass that was intercepted by CB Damarious Randall at the Green Bay 48 and returned 10 yards to help set up a Mason Crosby FG...Early in the third quarter, came up the middle to trip up Murray for a 3-yard loss on a run.

►**Vs. New Orleans (Oct. 22):** Started and appeared on 75 of 76 snaps, pacing the team with 15 tackles (13 solo) as he set a new single-game career high for the third straight week...Added a tackle on special teams.

►**Vs. Detroit (Nov. 6):** Started and played all 68 snaps, leading the team in tackles for the fourth straight game with 12 stops (eight solo)...Recorded the first forced fumble of his career, punching the ball out from RB Ameer Abdullah on the first play of the fourth quarter on a run up the middle, a fumble that was recovered by Detroit...Helped limit the Lions to just 64 rushing yards on 33 carries (1.9 avg.), just the fourth time since the 1970 AFL-NFL merger that the Packers allowed 65 or fewer rushing yards on 30-plus attempts by an opponent.

►**At Chicago (Nov. 12):** Started and played all 60 snaps, recording three tackles (two solo), a tackle for a loss and a pass defended...Broke up a QB Mitchell Trubisky pass intended for RB Tarik Cohen late in the first quarter, nearly making the interception.

52 Clay Matthews, LB, 9th Year, Southern California

• Has earned six Pro Bowl selections in his eight-year career, two more than any Packers linebacker and tied with DE Reggie White for the second-most selections by a defensive player in team history, trailing only S Willie Wood (eight).

• Ranks No. 1 on the Packers' all-time list (since 1982) with 75.0 career sacks after surpassing DE Kabeer Gbaja-Biamila (74.5) in Week 4 this season. Is tied for No. 1 in franchise history (since 1982) with four 10-sack seasons (White and Gbaja-Biamila).

• Became the first player in franchise history to earn Pro Bowl recognition in each of his first four seasons in the league (2009-12).

2017 SEASON: Has started all nine games and has posted 35 tackles (25 solo), eight tackles for a loss (tied for the team lead), 2.5 sacks, a fumble recovery, seven QB hits and 12 QB pressures (No. 2 on the team).

►**Vs. Seattle (Sept. 10):** Started at LOLB and played 43 of 49 snaps, posting two tackles (both solo) and a QB pressure.

►**At Atlanta (Sept. 17):** Opened at LOLB and appeared on 52 of 58 plays, finishing with five tackles (all solo), 1.5 sacks, three tackles for a loss, three QB pressures and a QB hit...On Atlanta's second possession, came around on a stunt to get past T Ty Sambrailo on his way to a shared 11-yard sack of QB Matt Ryan with LB Joe Thomas...Early in the second quarter, blew past Sambrailo to team with DT Quinton Dial as they brought down RB Tevin Coleman for a 2-yard loss on a run...Later in the second quarter, shed a block from G Wes Schweitzer on his way to a 10-yard sack of Ryan on third down as the Falcons were forced to settle for a FG.

►**Vs. Cincinnati (Sept. 24):** Started at ROLB and played 49 of 61 snaps...Registered three tackles (all solo).

►**Vs. Chicago (Sept. 28):** Started at LOLB and appeared on 45 plays, finishing with three tackles (all solo), a sack, a forced fumble, a QB pressure and two QB hits...Became the all-time franchise leader in sacks (since 1982) on the Bears' first offensive play when he beat TE Dion Sims to get to QB Mike Glennon, punching the ball out on the sack, a fumble that was recovered by LB Jake Ryan at the Chicago 3 to set up a Green Bay TD...The sack was the 75th of his career as he moved past Gbaja-Biamila (74.5).

►**At Dallas (Oct. 8):** Started at ROLB and registered six tackles (five solo), a tackle for a loss and a pass defended...On the Cowboys' opening drive, fought off a block from T Tyron Smith to bring down RB Ezekiel Elliott for a 4-yard loss on a first-down run...Early in the fourth quarter, drilled TE Jason Witten to break up a short pass over the middle from QB Dak Prescott.

►**At Minnesota (Oct. 15):** Started at ROLB and played 65 snaps, finishing with two tackles (both solo), including a tackle for a loss, a fumble

recovery and two QB hits...Early in the second quarter, scooped up a RB Jerick McKinnon fumble at the Green Bay 19, one that was forced by DT Kenny Clark, and returned it down the sideline 63 yards to the Minnesota 18, setting up a 14-yard TD pass from QB Brett Hundley to WR Davante Adams three plays later.

►**Vs. New Orleans (Oct. 22):** Started at LOLB and appeared on 57 snaps, posting six tackles (three solo), a tackle for a loss and a QB pressure...Early in the fourth quarter, blew by T Ryan Ramczyk to get into the backfield and tackle RB Mark Ingram for a 3-yard loss.

►**Vs. Detroit (Nov. 6):** Started at LOLB and played 42 snaps, recording four tackles (one solo), a QB hit and a QB pressure.

►**At Chicago (Nov. 12):** Started at LOLB and appeared on 52 of 60 defensive plays, registering four tackles (one solo), a tackle for a loss, a pass defended, three QB pressures and a QB hit...Tripped up RB Jordan Howard for a 1-yard loss on a run in the second quarter despite being held by TE Adam Shaheen...Late in the first half, came across the field to get a piece of QB Mitchell Trubisky's pass intended for WR Kendall Wright... Helped limit the Bears to just 55 rushing yards on 17 attempts (3.2 avg.).

32 Devante Mays, RB, Rookie, Utah State

• Rushed for 1,225 yards and 12 TDs on 202 carries (6.1 avg.) in two seasons at Utah State (2015-16), appearing in 19 games with eight starts.

• Was limited to just six games as a senior in 2016 due to knee and ankle injuries, but rushed for a career-high 208 yards on just 18 carries (11.6 avg.) and matched his career best with three rushing TDs in the season opener vs. Weber State.

• Led the Aggies in rushing yards (966), rushing attempts (165) and rushing TDs (nine) as a junior in 2015, ranking third in the conference in yards per carry (5.9 avg.).

2017 SEASON: Has played in three games, seeing limited time on special teams...Dressed, but did not play, in two games and was inactive for three other contests.

►**Vs. Seattle (Sept. 10):** Appeared on one play on special teams in his NFL debut.

►**At Atlanta (Sept. 17):** Inactive (healthy scratch).

►**Vs. Cincinnati (Sept. 24):** Played 11 snaps on special teams.

►**Vs. Chicago (Sept. 28):** Inactive (healthy scratch).

►**At Dallas (Oct. 8):** Appeared on eight plays on special teams.

►**At Minnesota (Oct. 15):** Dressed, but did not play.

►**Vs. New Orleans (Oct. 22):** Inactive (healthy scratch).

►**Vs. Detroit (Nov. 6):** Dressed, but did not play.

►**At Chicago (Nov. 12):** Inactive (healthy scratch).

64 Justin McCray, G, First Year, Central Florida

• Signed by Green Bay as a free agent on March 29, 2017. Entered the league as an undrafted free agent with the Tennessee Titans in 2014 and spent that season on Tennessee's practice squad.

• Played for the Orlando Predators of the Arena Football League in 2016.

• Appeared in 45 games with 32 starts in four seasons at Central Florida (2010-13), with 23 of the starts coming at RG.

2017 SEASON: Has played in all nine games with five starts (three at RT, two at LG)...Has helped the offense rank No. 3 in red-zone scoring (69.0 percent), tied for No. 9 in first downs per game (20.3), No. 6 in yards per carry (4.50) and tied for No. 5 in rushing TDs (nine).

►**Vs. Seattle (Sept. 10):** Played five snaps on special teams in his NFL debut.

►**At Atlanta (Sept. 17):** Made his first career NFL start, opening at RT in place of an injured Bryan Bulaga (ankle) with T Kyle Murphy starting at LT in place of David Bakhtiari (hamstring)...Played all 76 snaps, helping to protect QB Aaron Rodgers as he threw for 343 yards and two TDs on 33-of-50 passing.

►**Vs. Cincinnati (Sept. 24):** Played 25 snaps on offense, appearing on two plays at LG in place of an injured Lane Taylor late in the first half and then the final 23 snaps of the game at RT in place of an injured Bulaga (ankle).

►**Vs. Chicago (Sept. 28):** Started at RT in place of Bulaga (ankle) and played all 55 snaps, helping to block for Rodgers as he threw a season-high four TD passes on 18-of-26 passing for 179 yards.

►**At Dallas (Oct. 8):** Started at LG with Lane Taylor sliding over to start at LT in place of Bakhtiari (hamstring)...Played all 60 snaps and helped the offense rack up a season-high 160 rushing yards on 25 carries (6.4 avg.), highlighted by a 125-yard effort from rookie RB Aaron Jones on 19 attempts (6.6 avg.)...It marked just the second time in the past 14 seasons (Week 15 at Chicago in 2016) that the Packers rushed for 160-plus yards on 25 or fewer carries...Also helped protect Rodgers as he threw three TD passes, his third straight game with three-plus TD passes.

►**At Minnesota (Oct. 15):** Did not start, but played 51 of 66 snaps in reserve duty, appearing at three different positions on the offensive line... Took over at LG for an injured Taylor (knee/ankle) early in the second quarter (13 snaps) before kicking out to RT for an injured Bulaga (concussion) for the third quarter (six snaps)...Moved to LT for the fourth quarter in place of an injured David Bakhtiari (hamstring), appearing on 32 snaps.

►**Vs. New Orleans (Oct. 22):** Started at LG in place of an injured Taylor (ankle) and played all 55 snaps...Helped the offense register a season-high 181 rushing yards and a season-best two rushing TDs on 24 carries (7.5 avg.), highlighted by Jones' season-best 131 yards and a TD on 17 attempts (7.7 avg.).

►**Vs. Detroit (Nov. 6):** Played the final 17 snaps of the game at RT in place of an injured Bulaga (knee).

►**At Chicago (Nov. 12):** Started at RT in place of an injured Bulaga (knee) and played all 66 snaps, helping the offense rush for 160 yards on 37 carries (4.3 avg.), the most rushing yards allowed by the Bears on the season...Blocked for Hundley as he completed 18 of 25 passes for 212 yards and a TD for a 110.8 passer rating.

88 Ty Montgomery, RB, 3rd Year, Stanford

• Made the transition from WR to RB last season, appearing in 15 games with six starts and leading the team with 457 rushing yards and three TDs on just 77 carries (5.9 avg.).

• Among NFL running backs with 75-plus carries, ranked No. 1 in the league in 2016 with an average of 5.94 yards per carry. That average also ranks No. 2 in franchise single-season history (min. 75 att.) behind only QB Tobin Rote's 6.88-yard average in 1951 (76-523).

• Was the only player in the NFL last season with 75-plus rushing attempts, 40-plus receptions and 15-plus kickoff returns, also becoming the first player in team history to eclipse each of those marks in a single season.

• Rushed for a career-high 162 yards and two TDs on just 16 carries (10.1 avg.) last season at Chicago in Week 15, the best yardage output by a Packer since RB Samkon Gado ran for 171 yards vs. Detroit on Dec. 11, 2005.

2017 SEASON: Has played in eight games with five starts and has rushed for 273 yards and three TDs on 71 carries (3.8 avg.)...Has also posted 23 receptions for 173 yards (7.5 avg.) and a TD.

►**Vs. Seattle (Sept. 10):** Started and posted a career-high 19 carries for 54 yards (2.8 avg.) and a TD...Scored on a 6-yard run early in the third quarter, giving Green Bay a 7-3 lead that it would not relinquish...Added four receptions for 39 yards (9.8 avg.), including a 20-yard reception early in the fourth quarter...Caught a swing pass from QB Aaron Rodgers, made CB Justin Coleman miss and then broke a tackle by S Earl Thomas to pick up extra yardage to the Seattle 44.

►**At Atlanta (Sept. 17):** Rushed for 35 yards and a TD on 10 carries (3.5 avg.), his second straight game with a rushing TD, and added 75 yards and a TD on six receptions (12.5 avg.)...It marked the first time in his career that he posted a rushing TD and a receiving TD in the same game, and he became the first Packer to do so since RB James Starks (vs. Dallas, Dec. 13, 2015)...Became the first Packer to record 75-plus yards receiving, a receiving TD and a rushing TD in the same game since RB Dorsey Levens (92 receiving yards, one receiving TD, two rushing TDs) at Indianapolis on Nov. 16, 1997...On Green Bay's opening drive, came out of the slot to catch a quick pass from Rodgers in the flat, taking it down the sideline for a 23-yard gain to the Atlanta 2...Two plays later, took it in for a 1-yard run off left end to even the game at 7...In the fourth quarter, caught a quick pass from Rodgers, made LB De'Vondre Campbell miss and then took it down the sideline for a 23-yard gain to the Green Bay 38...Would cap the drive off with a 1-yard TD catch on a shovel pass from Rodgers, the 300th career TD pass of Rodgers' career.

►**Vs. Cincinnati (Sept. 24):** Led the team with 35 rushing yards on 12 carries (2.9 avg.) and paced the team with eight receptions for 15 yards (1.9 avg.).

►**Vs. Chicago (Sept. 28):** Started and rushed for 28 yards on five carries (5.6 avg.) on the opening drive, but was forced to leave the game after just five snaps due to a rib injury and did not return.

►**At Dallas (Oct. 8):** Inactive (ribs).

►**At Minnesota (Oct. 15):** Returned to the starting lineup and rushed for 28 yards on 10 carries (2.8 avg.), adding a 3-yard reception.

►**Vs. New Orleans (Oct. 22):** Rushed for 6 yards on four carries (1.5 avg.) and posted a 9-yard reception.

►**Vs. Detroit (Nov. 6):** Led the offense with 33 rushing yards on five attempts (6.6 avg.) and added an 18-yard reception in 24 snaps of action... Late in the first half, picked up 18 yards on a screen pass to the Detroit 35 to help set up K Mason Crosby's 35-yard field goal as time expired in the first half.

►**At Chicago (Nov. 12):** Recorded 54 rushing yards and a TD on just six carries (9.0 avg.), but was limited to just 14 snaps before leaving the game late in the first half due to injury (ribs)...Found a hole and took it up the middle to go untouched for a 37-yard TD early in the second quarter, the longest TD run of his career...It marked his fourth career run of 30-plus yards, with all four coming against the Bears.

68 Kyle Murphy, T, 2nd Year, Stanford

• Played in three games as a rookie in 2016, seeing limited action at right guard and as an extra lineman.

• Dressed and did not play in one other game last season and was inactive for the other 12 contests (healthy scratch). Also was inactive for all three postseason games.

2017 SEASON: Started the first three games of the season, opening two at LT and one at RT...Was placed on injured reserve (foot) on Sept. 26.

►**Vs. Seattle (Sept. 10):** Made his first career start in the NFL, opening at RT in place of an injured Bryan Bulaga (ankle)...Played all 82 snaps, helping the offense rack up 26 first downs, the top mark by the Packers in a season opener since 2002 (29 vs. Atlanta), and a 39:13 time of possession, the best mark by Green Bay since Week 7 last season vs. Chicago (39:36)...Helped protect QB Aaron Rodgers as he threw for 311 yards and a TD on 28-of-42 passing.

►**At Atlanta (Sept. 17):** Started for the second straight week, making his first career start at LT as he opened in place of injured David Bakhtiari (hamstring)...Played all 76 snaps, helping to protect Rodgers as he threw for 343 yards and two TDs on 33-of-50 passing.

►**Vs. Cincinnati (Sept. 24):** Started for the third straight game, opening at LT in place of an injured Bakhtiari (hamstring)...Helped to block for Rodgers as he posted his franchise-record fifth consecutive 300-yard passing game with 313 yards and three TDs with one INT on 28-of-42 passing for a 102.6 passer rating.

87 Jordy Nelson, WR, 10th Year, Kansas State

• Returned to action last season after missing the entire 2015 campaign (knee), catching 97 passes for 1,257 yards (13.0 avg.) and a league-leading 14 TDs on his way to winning the NFL Comeback Player of the Year from *The Associated Press*, the first Packer to earn the honor.

• Ranks tied for No. 3 in franchise history in receptions (530), No. 5 in receiving yards (7,724), No. 2 in TD receptions (69) and No. 3 in 100-yard receiving games (25).

• Is one of only two players in franchise history (WR Sterling Sharpe, 1992-94) to register three straight seasons with 85-plus receptions (2013-14, 2016).

• Is the only player in team annals to record three seasons with 13-plus TD receptions (2011, 2014, 2016) and is the only active player in the league to do so.

• Has posted 1,250-plus receiving yards and 13-plus TD catches in the same season three times in his career (2011, 2014, 2016), the fourth most in NFL history behind only Jerry Rice (six), Randy Moss (five) and Terrell Owens (four).

• Is tied for No. 2 in the NFL with 63 TD receptions since 2011 despite missing the entire 2015 season due to injury.

2017 SEASON: Has started all nine games and has 33 receptions for 358 yards (10.8 avg.) and six TDs...Is tied for No. 3 in the NFL in TD catches and is tied for No. 3 in the league in red-zone TD receptions with five.

►**Vs. Seattle (Sept. 10):** Started and played 76 of 82 snaps, posting seven receptions for 79 yards (11.3 avg.) and a TD...Late in the third quarter, came out of the slot and got past LB Bobby Wagner and S Earl Thomas to make a 32-yard TD grab down the middle of the field on a free play for the Packers (12 men on the field for Seattle)...Posted his 500th career reception (1-yard reception in the second quarter), becoming just the fourth player in franchise history (Donald Driver, Sharpe, James Lofton) to reach that mark...Registered six-plus catches in his seventh consecutive regular-season game, a career high and the longest by a Packer since Sharpe's 13-game streak in 1993-94.

►**At Atlanta (Sept. 17):** Started, but departed the game after just seven snaps due to a quadriceps injury, and did not return.

►**Vs. Cincinnati (Sept. 24):** Started and played 67 of 70 snaps, posting six receptions for 52 yards (8.7 avg.) and two TDs...With the two TD grabs, moved past Sharpe (65) for No. 2 on the all-time franchise list for TD catches...His first TD grab came on the opening drive of the third quarter, a 1-yard catch from a scrambling Rodgers...His second TD came with 17 seconds remaining, a 3-yarder from Rodgers near the pylon as he made the diving catch with CB Dre Kirkpatrick in coverage.

►**Vs. Chicago (Sept. 28):** Started and played 51 of 55 snaps, leading the team with 75 receiving yards and two TDs on four catches (18.8 avg.)... It marked his second straight game with two TD receptions, only the third time in his career that he had accomplished that feat (Weeks 10-11, 16-17 in 2011)...In the second quarter, beat DB Marcus Cooper Sr. down the seam to make a leaping 58-yard reception in the middle of the field, hauling the ball in at the Chicago 16 before taking it down the sideline to the 2-yard line to set up RB Aaron Jones' TD run on the next play...Late in the third quarter, caught a quick pass from Rodgers in the flat and took it in untouched for the 4-yard TD...On the first play of the fourth quarter, came out of the slot on third down to make a wide-open catch in the back corner of the end zone for an 8-yard TD.

►**At Dallas (Oct. 8):** Started and played 49 snaps, posting a TD catch for the third straight game...On the opening play of the fourth quarter, made a wide-open 10-yard catch in the middle of the end zone on a play-action pass from Rodgers.

►**At Minnesota (Oct. 15):** Started and played 61 of 66 snaps, finishing with a team-high six catches for a team-best 60 receiving yards (10.0 avg.)...Late in the first half, made a 26-yard grab near the sideline on a back-shoulder throw with CB Trae Waynes in coverage, helping to set up a Mason Crosby FG.

►**Vs. New Orleans (Oct. 22):** Started and appeared on 51 of 55 plays, posting a 13-yard reception.

►**Vs. Detroit (Nov. 6):** Started and played 49 of 59 snaps, recording four receptions for 35 yards (8.8 avg.).

►**At Chicago (Nov. 12):** Started and played 64 of 66 snaps, hauling in three passes for 20 yards (6.7 avg.), with two of the catches picking up first downs...Came down from the slot to seal DB Eddie Jackson on RB Ty Montgomery's 37-yard TD run in the second quarter.

98 Chris Odom, LB, Rookie, Arkansas State

• Was claimed off waivers from the Atlanta Falcons in September 2017. Was originally signed by Atlanta as an undrafted free agent in May 2017.

• Earned first-team All-Sun Belt recognition as a senior in 2016 after registering 53 tackles (28 solo), 12.5 sacks, 17.5 tackles for a loss and four forced fumbles.

2017 SEASON: Has played in six games, seeing time on defense and special teams...Has recorded eight tackles (three solo), a tackle for a loss, a QB hit and a QB pressure.

►**Vs. Seattle (Sept. 10):** Appeared on one play on special teams in his NFL debut.

►**At Atlanta (Sept. 17):** Was active, but did not see any action.

►**Vs. Cincinnati (Sept. 24):** Saw the first defensive action of his NFL career, appearing on eight plays and posting two tackles (one solo) and a QB pressure.

►**Vs. Chicago (Sept. 28):** Appeared on eight plays on defense and five

on special teams.

► **At Dallas (Oct. 8):** Inactive (healthy scratch).

► **At Minnesota (Oct. 15):** Appeared on one play on defense.

► **Vs. New Orleans (Oct. 22):** Played a season-high 21 snaps on defense, posting a season-best three tackles (one solo).

► **Vs. Detroit (Nov. 6):** Appeared on 11 plays on defense and posted three tackles (one solo), including a tackle for a loss, and a QB hit...Late in the fourth quarter, tackled T Brian Mihalik for a 4-yard loss after Mihalik hauled in a QB Matthew Stafford pass that had been deflected near the line of scrimmage by LB Kyler Fackrell.

► **At Chicago (Nov. 12):** Inactive (healthy scratch).

77 Adam Pankey, G/T, Rookie, West Virginia

• Signed with the Packers as an undrafted free agent in May 2017 after playing in 45 games with 36 starts in four seasons at West Virginia.

• Earned second-team All-Big 12 honors as a senior in 2016, blocking for an offense that gained 6,312 yards, including 2,969 rushing yards on 574 attempts (5.2 avg.), and ranked No. 2 in the conference in sacks allowed.

2017 SEASON: Has dressed, but did not see any action, in four games, and has been inactive for four contests...Spent the first week of the season on the team's practice squad before being signed to the 53-man roster on Sept. 13.

► **At Atlanta (Sept. 17):** Dressed, but did not play.

► **Vs. Cincinnati (Sept. 24):** Dressed, but did not see any action.

► **Vs. Chicago (Sept. 28):** Was active, but did not see any action.

► **At Dallas (Oct. 8):** Inactive (healthy scratch).

► **At Minnesota (Oct. 15):** Inactive (healthy scratch).

► **Vs. New Orleans (Oct. 22):** Inactive (healthy scratch).

► **Vs. Detroit (Nov. 6):** Inactive (healthy scratch).

► **At Chicago (Nov. 12):** Dressed, but did not see any action.

62 Lucas Patrick, G, First Year, Duke

• Spent the entire 2016 on Green Bay's practice squad after originally signing with the team as an undrafted free agent in June 2016.

• Lettered four years at Duke, seeing action in 44 games with 26 starts. Finished out his career with 21 consecutive starts at LG.

2017 SEASON: Has played in eight games with one start, seeing action on offense and special teams.

► **Vs. Seattle (Sept. 10):** Inactive (healthy scratch).

► **At Atlanta (Sept. 17):** Played seven snaps on special teams.

► **Vs. Cincinnati (Sept. 24):** Appeared on five plays on special teams.

► **Vs. Chicago (Sept. 28):** Made his first NFL start, opening at LG with G Lane Taylor shifting to LT in place of an injured David Bakhtiari (hamstring)...Played all 55 snaps and helped to block for Rodgers as he threw a season-high four TD passes on 18-of-26 passing for 179 yards.

► **At Dallas (Oct. 8):** Appeared on five plays on special teams.

► **At Minnesota (Oct. 15):** Played LG for the second half (38 snaps) in place of an injured Taylor (knee/ankle) and after Justin McCray moved to RT in place of an injured Bryan Bulaga (concussion).

► **Vs. New Orleans (Oct. 22):** Appeared on four plays on special teams.

► **Vs. Detroit (Nov. 6):** Played four snaps on special teams.

► **At Chicago (Nov. 12):** Appeared on nine plays on special teams.

59 Taybor Pepper, LS, Rookie, Michigan State

• Was with the Packers during the offseason in 2017 and also spent time with the Baltimore Ravens during the 2017 preseason.

• Served as the long snapper at Michigan State for four seasons (2012-15), appearing in 54 career games with the Spartans.

2017 SEASON: Played in four games...Was signed by Green Bay on Sept. 25...Was placed on injured reserve on Nov. 3 after sustaining a foot injury in practice on Nov. 2.

► **Vs. Chicago (Sept. 28):** Made his NFL debut, snapping for Mason Crosby's five extra points and Justin Vogel's five punts.

► **At Dallas (Oct. 8):** Handled snapping duties for all punts and placements.

► **At Minnesota (Oct. 15):** Snapped for Crosby's 26-yard FG and for Vogel's six punts, including his career-high four inside the 20.

► **Vs. New Orleans (Oct. 22):** Snapped for Crosby's 46-yard FG and

Vogel's five punts (46.2-yard net, 47.6-yard gross).

53 Nick Perry, LB, 6th Year, Southern California

• Is tied for No. 6 in the NFL with 18 sacks since the start of the 2016 season.

• Appeared in 14 games with 12 starts in 2016 and led the team with a career-high 11 sacks, which was tied for No. 8 in the NFL. Also posted a career-best 60 tackles (43 solo), 15 QB hits (No. 2 on the team), four passes defended and the first INT of his career.

• Has registered a two-sack game in each of the last four seasons (2013-2016), the only Packer to do so over that span.

• His seven career postseason sacks rank No. 3 in franchise history (since 1982) behind LB Clay Matthews (11) and DE Reggie White (eight). Since entering the league in 2012, Perry's seven postseason sacks are the most in the NFL over that span.

• Tied the franchise record for sacks in a single postseason (Matthews, 2010) with 3.5 in the 2015 playoffs.

2017 SEASON: Has played in seven games with six starts and has posted 33 tackles (23 solo), a team-high 7.0 sacks, eight tackles for a loss (tied for the team lead), a forced fumble, a fumble recovery, nine QB hits, a team-best 13 QB pressures and a pass defended...His seven sacks are the most he has had in his career through the first nine games of the season.

► **Vs. Seattle (Sept. 10):** Started at ROLB and played 42 of 49 snaps, recording seven tackles (three solo), two tackles for a loss, 1.5 sacks, a pass defended, six QB pressures and four QB hits...It marked his third straight regular-season game with at least one sack and gave him 4.5 sacks over his past three games...On Seattle's third play from scrimmage, knocked back LT Rees Odhiambo to get to QB Russell Wilson as he brought him down for a 6-yard sack on third down...Beat Odhiambo on Seattle's opening play of the second half as he teamed with DT Mike Daniels to sack Wilson for a 10-yard loss.

► **At Atlanta (Sept. 17):** Started at ROLB and appeared on 53 of 58 snaps, finishing with four tackles (three solo), three QB hits and two QB pressures.

► **Vs. Cincinnati (Sept. 24):** Inactive (hand).

► **Vs. Chicago (Sept. 28):** Saw 33 snaps of action, playing with a club on his injured hand, and posted four tackles (three solo), a QB hit and a QB pressure.

► **At Dallas (Oct. 8):** Started at LOLB and appeared on 48 plays, finishing with three tackles (two solo), a sack, a forced fumble, a fumble recovery, two QB pressures and a QB hit...On the final play of the first half, beat T Tyron Smith to sack QB Dak Prescott and force a fumble, one that was recovered by the Cowboys...Was credited with a fumble recovery on the final play of the game when he picked up a lateral thrown by TE Jason Witten.

► **At Minnesota (Oct. 15):** Started at LOLB, appearing on 57 snaps and posting three tackles (one solo).

► **Vs. New Orleans (Oct. 22):** Started at ROLB and registered three tackles (two solo) and a sack...Late in the first half, bowled over T Terron Armstead and drilled QB Drew Brees for a 7-yard sack.

► **Vs. Detroit (Nov. 6):** Opened at ROLB and played 38 snaps, recording three tackles (all solo), a tackle for a loss, and a half-sack...Early in the third quarter, made an inside move to beat T Rick Wagner as he got to QB Matthew Stafford with DE Dean Lowry for a shared 8-yard sack...Later in the third quarter, stopped RB Ameer Abdullah for a 1-yard loss on a run to the left.

► **At Chicago (Nov. 12):** Started at ROLB and registered a career-high three sacks, becoming the first Packer to post three-plus sacks in a game since LB A.J. Hawk had three at Baltimore on Oct. 13, 2013...In the second quarter, posted two of his sacks in a three-play span, bringing down QB Mitchell Trubisky for a 5-yard loss on first down and then again for a 2-yard loss on third down to force a Chicago punt...Posted his third sack of the afternoon when he chased down Trubisky for an 8-yard loss late in the third quarter...Finished with six tackles (all solo) and a QB pressure.

41 Lenzy Pipkins, CB, Rookie, Oklahoma State

- Signed by Green Bay as an undrafted free agent in May 2017.
- Played in 47 games with 22 starts over four seasons at Oklahoma State (2016) and Louisiana-Monroe (2013-15).
- 2017 SEASON:** Has played in five games, seeing time on defense and special teams...Has posted eight tackles (four solo), including a tackle for a loss, on defense and a tackle on special teams.
- ▶**Vs. Seattle (Sept. 10):** Inactive (healthy scratch).
- ▶**At Atlanta (Sept. 17):** Inactive (healthy scratch).
- ▶**Vs. Cincinnati (Sept. 24):** Made his NFL debut, appearing on 17 plays on special teams.
- ▶**Vs. Chicago (Sept. 28):** Inactive (healthy scratch).
- ▶**At Dallas (Oct. 8):** Inactive (healthy scratch).
- ▶**At Minnesota (Oct. 15):** Saw the most significant action of his career, appearing on 46 plays on defense with several injuries in the secondary...Registered eight tackles (four solo), including a tackle for a loss...Midway through the fourth quarter, came up to tackle RB Jerick McKinnon for a 6-yard loss at the Minnesota 10 on a swing pass from QB Case Keenum...Added a tackle on special teams.
- ▶**Vs. New Orleans (Oct. 22):** Appeared on five plays on special teams.
- ▶**Vs. Detroit (Nov. 6):** Played one snap on defense and three on special teams.
- ▶**At Chicago (Nov. 12):** Appeared on 11 plays on special teams.

23 Damarious Randall, CB, 3rd Year, Arizona State

- Saw action in 10 games with nine starts in 2016 and was tied for No. 2 on the team with three interceptions. Ranked No. 11 in the league with 91 return yards on his INTs.
- Played in 15 games with nine starts (six at LCB, two at RCB, one in the slot) in 2015 and tied for the team lead and No. 2 among NFL rookies with three interceptions, including one he returned for a TD. Finished with a team-best 16 passes defended.
- Named the NFL's Defensive Rookie of the Month for November 2015, joining CB Casey Hayward (October 2012) as the only Green Bay defensive backs to win the award.
- 2017 SEASON:** Has played in nine games with seven starts (four at LCB, two at RCB, one as the third CB) and has posted 37 tackles (32 solo), four tackles for a loss, a team-high three interceptions, a fumble recovery and six passes defended...Is tied for No. 4 in the NFL in interceptions...Has posted three-plus INTs in each of his first three seasons (2015-17), one of only six players in franchise history (since 1940) to do so and the first since CB Tim Lewis (1983-85).
- ▶**Vs. Seattle (Sept. 10):** Started at RCB and played 40 of 49 snaps, finishing with seven tackles (all solo) and a pass defended...In the third quarter on second-and-goal at the Green Bay 3, broke up a QB Russell Wilson pass in the flat intended for WR Paul Richardson...Helped limit Wilson to a 69.7 passer rating as he completed just 14 of 27 passes for 158 yards with no TDs.
- ▶**At Atlanta (Sept. 17):** Opened at RCB and appeared on 28 plays, posting three tackles (two solo).
- ▶**Vs. Cincinnati (Sept. 24):** Started at LCB and played 52 of 61 snaps, recording five tackles (four solo) with a tackle for a loss...Late in the first quarter, came up to bring down RB Joe Mixon for a 6-yard loss on a run.
- ▶**Vs. Chicago (Sept. 28):** Started at LCB and played 29 snaps, posting five tackles (all solo), including a tackle for a loss...Came up to knock RB Tarik Cohen out of bounds for a 1-yard loss on a run late in the first quarter.
- ▶**At Dallas (Oct. 8):** Played 60 of 74 snaps, posting three tackles (one solo), an interception and two passes defended...Early in the fourth quarter, intercepted a QB Dak Prescott pass that went off the hands of WR Terrance Williams at the Dallas 21, returning the pick 21 yards for the TD to give the Packers a 28-24 lead...It was the second INT return for a TD in his career and the first for Green Bay since his 43-yard return for a TD at Oakland on Dec. 20, 2015...On the Cowboys' next drive, broke up a deep pass down the sideline from Prescott intended for Williams.
- ▶**At Minnesota (Oct. 15):** Started at LCB and appeared on 59 plays, posting five tackles (four solo) and an interception...Registered an INT for the second straight game, the second time he has done so in his career

(Weeks 8-9, 2015), as he picked off a QB Case Keenum pass late in the second quarter that had been deflected by LB Blake Martinez...Made the interception at the Green Bay 48 and returned it 10 yards to help set up a Mason Crosby FG.

- ▶**Vs. New Orleans (Oct. 22):** Played 48 snaps and registered two tackles (both solo) and an INT...On the Saints' opening drive, covered WR Brandon Coleman down the seam and came underneath him to intercept QB Drew Brees' pass intended for Coleman in the end zone, marking the third straight game Randall had posted an INT...Became the first Packer to register an INT in three consecutive games since CB Casey Hayward in 2012 (Weeks 5-7).
- ▶**Vs. Detroit (Nov. 6):** Started as the third CB and played 52 snaps, recording four tackles (all solo), two tackles for a loss, a fumble recovery and a pass defended...On Detroit's first play from scrimmage, came up from the slot to bring down RB Ameer Abdullah for a 2-yard loss on a run to the left...In the third quarter, posted his first career fumble recovery as he fell on Abdullah's fumble at the Green Bay 27 that was forced by LB Jake Ryan...It marked his fourth straight game with a takeaway.
- ▶**At Chicago (Nov. 12):** Started at LCB and played 58 of 60 snaps, posting three tackles (all solo).

22 Aaron Ripkowski, FB, 3rd Year, Oklahoma

- Appeared in all 16 contests with eight starts in 2016, rushing for 150 yards and two TDs on 34 carries (3.6 avg.) with nine receptions for 46 yards (5.1 avg.) and a TD.
- Was named a Pro Bowl alternate in 2016 and was one of only two Packers (WR Jeff Janis) to post a rushing TD and a receiving TD last season.
- Played in 15 games as a rookie in 2015, seeing action primarily on special teams, and posted nine tackles (tied for No. 4 on the team). Was tied with CB Damarious Randall (15) for the most games played by a Green Bay rookie in '15.
- 2017 SEASON:** Has played in all nine games, seeing time on offense and special teams...Has rushed for 9 yards on four carries (2.3 avg.) and has five receptions for 29 yards (5.8 avg.)...Also has registered three tackles on special teams.
- ▶**Vs. Seattle (Sept. 10):** Played 22 snaps on offense and 13 on special teams.
- ▶**At Atlanta (Sept. 17):** Appeared on eight plays on offense, posting a 2-yard reception, and 10 plays on special teams, recording a tackle.
- ▶**Vs. Cincinnati (Sept. 24):** Played three snaps on offense and 11 on special teams.
- ▶**Vs. Chicago (Sept. 28):** Appeared on 13 plays on offense and nine on special teams...Had a 4-yard carry and a 6-yard reception and also made a tackle on special teams.
- ▶**At Dallas (Oct. 8):** Had a 2-yard carry in seven snaps of action on offense...Also appeared on 16 plays on special teams.
- ▶**At Minnesota (Oct. 15):** Played 13 snaps on offense and 15 on special teams...Had one reception for no gain.
- ▶**Vs. New Orleans (Oct. 22):** Appeared on 14 plays on offense and 11 on special teams.
- ▶**Vs. Detroit (Nov. 6):** Played three snaps on offense and posted a 9-yard reception...Also appeared on 12 plays on special teams and registered a tackle.
- ▶**At Chicago (Nov. 12):** Played 22 snaps on offense and 16 on special teams, carrying the ball twice for 3 yards (1.5 avg.) and adding a 12-yard reception to the Chicago 15 to convert a third-and-1 on the opening drive of the second half...Helped the offense rack up 160 yards rushing on 37 carries (4.3 avg.), coming up the middle to block DL Mitch Unrein on RB Ty Montgomery's 37-yard TD run in the second quarter.

12 Aaron Rodgers, QB, 13th Year, California

- Ranks No. 1 in NFL history (min. 1,500 attempts) in career passer rating (104.1), interception percentage (1.55) and TD/INT ratio (4.13, 310/75).
- Has posted six seasons (2009, 2011-12, 2014-16) with 500-plus passing attempts and eight or fewer INTs, the most in NFL history ahead of Patriots QB Tom Brady (three) and nine QBs (one).
- Has been named the NFL's Most Valuable Player by *The Associated Press* twice in his career (2011, 2014), one of only eight players in league history

to win the award multiple times.

- Is the only quarterback in league history to record a 100-plus passer rating in six consecutive seasons (2009-14), with no other QB doing so in more than four straight seasons. Has posted a 100-plus rating in seven seasons (2009-14, 2016), the most in NFL annals.
- Is one of only four QBs in NFL annals with 35,000-plus passing yards and 2,500-plus rushing yards (Fran Tarkenton, John Elway, Donovan McNabb).
- Is the lone QB in NFL history to throw 40-plus TD passes with seven or fewer INTs in a season, having done it twice in his career (45/6 in 2011, 40/7 in 2016).
- In 141 career regular-season starts (since 2008), has posted 52 games with 300-plus passing yards (No. 3 in the NFL over that span), 82 without an interception (No. 1, min. 15 attempts) and 78 with a 100-plus passer rating (No. 2).
- Has been selected to the Pro Bowl in six of the last eight seasons (2009, 2011-12, 2014-16).
- In the franchise record books, holds seven of the top eight single-season marks for passer rating (2009-14, 2016), four of the top six for passing TDs (2011-12, 2014, 2016), six of the top seven for completion percentage (2010-14, 2016) and four of the top six for passing yards (2009, 2011, 2014, 2016).

2017 SEASON: Has completed 128 of 193 passes (66.7 percent) for 1,385 yards and 13 TDs with three INTs for a 103.2 passer rating... Through Week 6, was tied for No. 2 in the league in TD passes and ranked No. 2 in TD percentage (6.7)...Has posted a 120.4 passer rating in the second half/OT, connecting on 73 of 106 passes (68.9 percent) for nine TDs and no INTs...Has added 83 rushing yards on 18 carries (4.6 avg.)... Was placed on injured reserve on Oct. 20 (collarbone).

►**Vs. Seattle (Sept. 10):** Threw for 311 yards and a TD with one INT on 28-of-42 passing for an 86.5 rating...It marked his fifth 300-yard passing game in his last seven home openers...Dating back to last season, it also marked his third straight 300-yard passing effort, which is tied for the second-longest streak in team history behind his own streak of four games in 2011...Was his 50th career 300-yard passing game, second in franchise history to only Brett Favre (55)...Late in the third quarter, found WR Jordy Nelson for a 32-yard TD pass down the middle of the field on a free play for the Packers (12 men on the field for Seattle)...Completed 6 of 9 passes on third down for 109 yards and a TD for a 145.1 passer rating...Added 21 rushing yards on seven carries (3.0 avg.)...Saw his streak of consecutive attempts without an INT end at 251, the second-longest streak in franchise history behind only QB Bart Starr (294, 1964-65).

►**At Atlanta (Sept. 17):** Connected on 33 of 50 passes for 343 yards and two TDs with one INT for a 90.7 passer rating...Threw his 300th career TD pass, a 1-yard left-handed shovel pass to RB Ty Montgomery in the fourth quarter, to become the fastest to 300 TD passes in league history by doing so on his 4,742nd career attempt (Peyton Manning, 5,306 attempts) and in his 144th career game (Manning and Dan Marino, 157 games)... Also set the NFL mark for the fewest career INTs at the time of his 300th TD pass with 74, easily besting the previous mark of 115 INTs by Brady... Became just the 11th QB in NFL history to throw 300-plus TD passes as he moved into a tie for No. 10 in league history with John Elway (300)...Dating back to last season, it marked his fourth straight game with 27-plus completions, tied with Favre (Weeks 2-5, 2007) for the longest streak in team history...Earlier in the fourth quarter, found WR Davante Adams down the left sideline for a 33-yard TD on fourth-and-7...Registered his fourth straight 300-yard passing game, which tied the franchise mark he set in 2011...Posted his 11th multi-TD passing game in his last 13 contests.

►**Vs. Cincinnati (Sept. 24):** Posted his fifth consecutive 300-yard passing game, a franchise record as he surpassed his own mark of four straight games in 2011...Connected on 28 of 42 passes for 313 yards and three TDs with one INT for a 102.6 rating...Has now posted 300-plus passing yards in each of the first three games of the season for the first time in his career...It marked his fifth straight game with 27-plus completions, a franchise record as he bested Favre's mark of four straight in 2007 (Weeks 2-5)...Posted a 122.5 passer rating in the second half/OT, completing 19 of 27 passes for 240 yards and two TDs with no INTs...Posted his first career win against the Bengals, giving him a victory against all 31 other teams in the league...His first TD pass came on the opening drive, a 1-yard throw

to a wide-open TE Lance Kendricks off a play-action fake...Threw two TD passes to WR Jordy Nelson, with the second one capping off a 12-play, 75-yard drive that tied the game at 24 and sent it to overtime...Completed nine passes on the game-tying drive, rolling out to his right on the TD to Nelson as he completed the pass near the pylon just past the outstretched arms of CB Dre Kirkpatrick...On the offense's opening drive in overtime, drew DE Michael Johnson offside on third down, giving the Packers a free play as he found WR Geronimo Allison down the sideline near the Cincinnati 45 before Allison cut it back and took it down the field for a 72-yard gain to the 7-yard line to set up K Mason Crosby's game-winning 27-yard FG two plays later...Added 23 rushing yards on four attempts (5.8 avg.).

►**Vs. Chicago (Sept. 28):** Threw four TD passes with no INTs on 18-of-26 passing for 179 yards and a 128.0 passer rating...It marked his fourth career game against the Bears with four-plus TD passes and zero INTs, one of two opponents he has done that against (Minnesota, four games)... According to the Elias Sports Bureau, he joined Brady (five games vs. Buffalo) as the only QBs in league history to have four or more games with four-plus TD passes/zero INTs vs. the same opponent...Joined QB Fran Tarkenton as the only QBs in NFL history to record four games with four-plus TD passes vs. Chicago...Threw two TD passes in the opening 6:04 of the game, the quickest he had thrown two TD passes in his career... Found Adams for a 5-yard score on the Packers' opening drive and then connected with WR Randall Cobb for a 2-yard TD less than a minute later after a Green Bay takeaway...His final two TD passes came to Nelson, a 4-yarder late in the third quarter and then an 8-yard TD early in the fourth.

►**At Dallas (Oct. 8):** Threw for 221 yards and three TDs on 19-of-29 passing (65.5 percent), his third straight game with three-plus TD passes... Helped lead the Packers to a 35-31 victory after trailing 21-6 late in the first half, the second time in three games that the Packers overcame a deficit of 14-plus points (first time since 1989)...Capped off Green Bay's opening drive with a 10-yard TD pass to Adams in the back corner of the end zone, the fourth straight game the Packers have scored a TD on their opening possession...On the first play of the fourth quarter, ran a play-action fake and found a wide-open Nelson in the back of the end zone for a 10-yard TD...Led the offense on a nine-play, 75-yard game-winning drive in just 1:02...On third-and-8 from the Dallas 30, broke a tackle attempt by DE Benson Mayowa and then outran DE David Irving as he took it down the left sideline for an 18-yard run to the Dallas 12...Two plays later, found Adams for a 12-yard TD on a back-shoulder throw over CB Jourdan Lewis with 11 seconds remaining to give Green Bay the win...Earned NFC Offensive Player of the Week honors for his performance, the 16th time in his career that he has won the award and the eighth consecutive season that he has earned the honor at least one time.

►**At Minnesota (Oct. 15):** Started and completed 2 of 4 passes for 18 yards, but sustained a broken right collarbone on the second series on a hit from LB Anthony Barr after he released the ball as he rolled out to his right.

82 Richard Rodgers, TE, 4th Year, California

- Is one of only two tight ends in franchise history (Bubba Franks) to register 20-plus catches in each of his first three seasons in the NFL.
- Has not missed a game in his NFL career, appearing in all 48 regular-season games and seven postseason contests since joining the Packers in 2014.
- Had 58 receptions in 2015, becoming just the fourth TE in team history to record 55-plus receptions in a season (Paul Coffman, Jermichael Finley, Jackie Harris).
- Was one of only four TEs in the league in '15 to register 55-plus catches, 500-plus receiving yards and eight or more TD receptions (Rob Gronkowski, Jordan Reed, Gary Barnidge).

2017 SEASON: Has played in all nine games and has five catches for 51 yards (10.2 avg.).

►**Vs. Seattle (Sept. 10):** Appeared on five plays on offense and three on special teams.

►**At Atlanta (Sept. 17):** Played 10 snaps on offense, recording two catches for 22 yards (11.0 avg.)...On Green Bay's opening possession, came out of the backfield and across the field to catch a short pass from QB Aaron Rodgers and pick up 14 yards on third-and-7.

►**Vs. Cincinnati (Sept. 24):** Appeared on 10 plays on offense and 11 on special teams.

►**Vs. Chicago (Sept. 28):** Played 10 snaps on offense and eight on special teams.

►**At Dallas (Oct. 8):** Played six snaps on offense and made a leaping 16-yard catch over CB Orlando Scandrick in the second quarter.

►**At Minnesota (Oct. 15):** Appeared on 11 plays on offense and seven on special teams.

►**Vs. New Orleans (Oct. 22):** Played six snaps on offense and seven on special teams.

►**Vs. Detroit (Nov. 6):** Appeared on 33 plays on offense and registered a 5-yard reception.

►**At Chicago (Nov. 12):** Played 32 snaps on offense and posted an 8-yard reception...Helped block for an offense that registered 160 rushing yards on 37 carries (4.3 avg.).

24 Quinten Rollins, CB, 3rd Year, Miami (Ohio)

• Saw action in 13 games with a career-best 10 starts (four at LCB, six as the third CB) and posted 41 tackles (35 solo), an interception and 11 passes defended in 2016.

• Played in 14 games with four starts (two at LCB, two at RCB) in 2015, and his two interceptions (one returned for a TD) were tied for No. 3 on the team and tied for No. 4 among NFL rookies.

• Recorded two interceptions vs. St. Louis in Week 5 (2015), becoming the first Green Bay rookie to do so since Casey Hayward had two at Houston on Oct. 14, 2012. Returned the first interception 45 yards for a TD, becoming the first Packers rookie to record a pick-six since S Marques Anderson in 2002 (vs. Detroit, Nov. 10).

2017 SEASON: Played in the first six games with one start and registered 18 tackles (13 solo), a tackle for a loss, two QB hits, a fumble recovery and two passes defended...Posted three tackles (tied for No. 2 on the team) and a fumble recovery on special teams...Was placed on injured reserve (Achilles) on Oct. 16.

►**Vs. Seattle (Sept. 10):** Played 46 of 49 snaps on defense, tying for the team lead with a career-high nine tackles (six solo), including two tackles for a loss...Added a pass defended...Midway through the second quarter, came up to bring down TE Jimmy Graham for a 1-yard loss on a third-down reception as the Seahawks were forced to punt...Late in the second quarter, made a leaping deflection of a pass intended for Graham in the end zone with four seconds remaining to force Seattle to settle for a FG... Helped limit QB Russell Wilson to a 69.7 passer rating as he completed just 14 of 27 passes for 158 yards with no TDs.

►**At Atlanta (Sept. 17):** Started as the third CB, appearing on 34 snaps, and recorded three tackles (all solo).

►**Vs. Cincinnati (Sept. 24):** Led the team with two tackles and a fumble recovery on special teams...Late in the first half, blocked CB William Jackson into the returner, WR Alex Erickson, as Erickson muffed the catch and Rollins recovered the ball at the Cincinnati 33 as time expired in the half.

►**Vs. Chicago (Sept. 28):** Played 14 snaps on special teams and one on defense and registered a tackle on special teams.

►**At Dallas (Oct. 8):** Appeared on 29 plays on defense and registered five tackles, a tackle for a loss, a fumble recovery and a QB hit...Midway through the third quarter, came up the middle to tackle RB Ezekiel Elliott for a 2-yard loss...On the next play, tripped up WR Terrance Williams on a bubble screen 2 yards shy of the first-down marker on third-and-12 to force a Dallas punt...Was credited with a fumble recovery on the final play of the game when he recovered a lateral thrown by Cowboys C Travis Frederick.

►**At Minnesota (Oct. 15):** Appeared on 22 plays on defense before sustaining an Achilles injury midway through the second quarter, one that would sideline him for the remainder of the game...Late in the first quarter, dove to break up a QB Case Keenum pass intended for WR Michael Floyd near the sideline...Added an assisted tackle and a QB hit.

47 Jake Ryan, LB, 3rd Year, Michigan

• Set career highs with 10 starts and 84 tackles (No. 2 on the team) in 2016.

• Started all three postseason games in 2016 and was tied for No. 2 on the team with 16 tackles (10 solo).

• Played in 14 games with five starts as a rookie, opening at BLB for the final five contests. Registered 47 tackles (32 solo) and a fumble recovery on defense and six tackles on special teams.

2017 SEASON: Has played in eight games with six starts and has registered 39 tackles (27 solo), a tackle for a loss, a forced fumble, a fumble recovery, a pass defended, a QB pressure and a QB hit...Has added a tackle on special teams.

►**Vs. Seattle (Sept. 10):** Started and played five snaps on defense, recording two tackles (one solo), including a tackle for a loss...Late in the first quarter, brought down RB Eddie Lacy for a 2-yard loss on a run...Also saw 19 plays on special teams.

►**At Atlanta (Sept. 17):** Played 17 snaps on defense and posted five tackles (all solo).

►**Vs. Cincinnati (Sept. 24):** Inactive (hamstring/concussion).

►**Vs. Chicago (Sept. 28):** Started and played 42 snaps, recording five tackles (two solo), a fumble recovery, a pass defended, a QB hit and a QB pressure...On Chicago's opening offensive play, recovered a QB Mike Glennon fumble at the Chicago 3 to set up a Green Bay TD, a fumble that was forced by LB Clay Matthews on a sack at the Chicago 14.

►**At Dallas (Oct. 8):** Started and played 37 snaps, ranking No. 2 on the team with a season-high nine tackles (seven solo).

►**At Minnesota (Oct. 15):** Started and appeared on 48 plays, finishing with nine tackles (five solo).

►**Vs. New Orleans (Oct. 22):** Started, but was limited to just 24 snaps as he left the game in the third quarter due to a migraine...Registered two tackles (one solo).

►**Vs. Detroit (Nov. 6):** Played 18 snaps on defense and registered two tackles (both solo) and a forced fumble, the first of his career...Ripped the ball out from RB Ameer Abdullah on a third-quarter run, forcing a fumble that was recovered by CB Damarious Randall at the Green Bay 27.

►**At Chicago (Nov. 12):** Started and played 29 snaps, finishing with five tackles (four solo) and helping limit the Bears to just 55 rushing yards on 17 attempts (3.2 avg.)...Added a tackle on special teams.

65 Lane Taylor, G, 5th Year, Oklahoma State

• Started a career-high 16 games at LG last season, one of three Green Bay linemen (David Bakhtiari, Bryan Bulaga) to open every game in 2016.

• Made his first career starts in 2015, opening at RG at Detroit in Week 13 in place of an injured T.J. Lang and at LG in Week 17 vs. Minnesota with Josh Sitton sliding to LT in place of an injured Bakhtiari.

• Played in all 16 contests in 2014, seeing limited action on offense at both guard spots and as an extra lineman, and on special teams.

• Was one of three rookie free agents to make Green Bay's opening-day roster in 2013.

2017 SEASON: Has started all eight games he has appeared in, opening four at LG and two at LT...Has helped the offense rank No. 3 in red-zone scoring (69.0 percent), tied for No. 9 in first downs per game (20.3), No. 6 in yards per carry (4.50) and tied for No. 5 in rushing TDs (nine).

►**Vs. Seattle (Sept. 10):** Started at LG and played all 82 snaps, helping the offense rack up 26 first downs, the top mark by the Packers in a season opener since 2002 (29 vs. Atlanta), and a 39:13 time of possession, the best mark by Green Bay since Week 7 last season vs. Chicago (39:36)... Helped protect QB Aaron Rodgers as he threw for 311 yards and a TD on 28-of-42 passing.

►**At Atlanta (Sept. 17):** Started at LG and played all 76 snaps, helping to protect QB Aaron Rodgers as he threw for 343 yards and two TDs on 33-of-50 passing.

►**Vs. Cincinnati (Sept. 24):** Started at LG and played 68 of 70 snaps, departing the game for two plays late in the first half due to injury...Helped to block for Rodgers as he posted his franchise-record fifth consecutive 300-yard passing game with 313 yards and three TDs with one INT on 28-of-42 passing for a 102.6 passer rating.

►**Vs. Chicago (Sept. 28):** Started at LT for the first time in his career,

opening in place of an injured David Bakhtiari (hamstring)...Played all 55 snaps, helping to block for Rodgers as he threw a season-high four TD passes on 18-of-26 passing for 179 yards.

►**At Dallas (Oct. 8):** Started at LT for the second straight game and played all 60 snaps, helping the offense rack up a season-high 160 rushing yards on 25 carries (6.4 avg.), highlighted by a 125-yard effort from rookie RB Aaron Jones on 19 attempts (6.6 avg.)...It marked just the second time in the past 14 seasons (Week 15 at Chicago in 2016) that the Packers rushed for 160-plus yards on 25 or fewer carries...Also helped protect Rodgers as he threw three TD passes, his third straight game with three-plus TD passes.

►**At Minnesota (Oct. 15):** Started at LG, but was limited to just 15 snaps before sustaining a knee/ankle injury early in the second quarter that would sideline him for the remainder of the game.

►**Vs. New Orleans (Oct. 22):** Inactive (ankle).

►**Vs. Detroit (Nov. 6):** Started at LG and played all 59 snaps, helping to protect QB Brett Hundley as he completed 26 of 38 passes for 245 yards.

►**At Chicago (Nov. 12):** Started at LG and played all 66 snaps, helping the offense rush for 160 yards on 37 carries (4.3 avg.), the most rushing yards allowed by the Bears on the season...Blocked LB Christian Jones to help spring RB Ty Montgomery on his 37-yard TD run early in the second quarter...Helped protect Hundley as he completed 18 of 25 passes for 212 yards and a TD for a 110.8 passer rating.

48 Joe Thomas, LB, 3rd Year, South Carolina State

• In 2016, set career highs in games played (16), starts (seven), total tackles (77, No. 4 on the team), solo tackles (62) and passes defended (eight), while also registering the first interception and fumble recovery of his career.

• Played in all three 2016 postseason contests with two starts, tying for No. 4 on the team with 13 total tackles.

• Was with the Packers during the 2015 offseason and preseason before being waived on Sept. 5, 2015. Was signed to Green Bay's 53-man roster on Sept. 21, 2015, from the Dallas Cowboys' practice squad and played in 14 games and both postseason contests.

• Entered the league with the Packers as an undrafted free agent in May 2014. Was on Green Bay's practice squad for the final eight games of the 2014 regular season and both playoff contests.

2017 SEASON: Has played in five games, seeing time on defense and special teams...Has posted two tackles (two solo), a half-sack and a pass defended...Has added a tackle on special teams.

►**Vs. Seattle (Sept. 10):** Appeared on five plays on defense and 19 on special teams.

►**At Atlanta (Sept. 17):** Played 14 snaps on defense and 19 on special teams...On Atlanta's second series, eluded a block from RB Tevin Coleman to get to QB Matt Ryan for a shared 11-yard sack with LB Clay Matthews on third down...Finished with two tackles (both solo).

►**Vs. Cincinnati (Sept. 24):** Appeared on 14 plays on defense and posted a tackle on special teams.

►**Vs. Chicago (Sept. 28):** Played five snaps on defense and eight on special teams before departing the game in the second quarter due to an ankle injury...On a third-and-17 early in the second quarter, ran down the seam to make a leaping breakup of a QB Mike Glennon pass intended for WR Joshua Bellamy at the Green Bay 1-yard line, forcing a Chicago punt.

►**At Dallas (Oct. 8):** Inactive (ankle).

►**At Minnesota (Oct. 15):** Inactive (ankle).

►**Vs. New Orleans (Oct. 22):** Inactive (ankle).

►**Vs. Detroit (Nov. 6):** Inactive (ankle).

►**At Chicago (Nov. 12):** Returned to action after missing four games, appearing on 12 plays on special teams.

8 Justin Vogel, P, Rookie, Miami

• Signed by Green Bay as an undrafted free agent in May 2017.

• Appeared in 39 games over three seasons at Miami, posting a 43.0-yard gross average on 183 punts.

• Ranked No. 2 in the Atlantic Coast Conference as a senior in 2016 with a career-high 43.8-yard gross average.

2017 SEASON: Has registered a 45.1-yard gross average and a 43.5-yard net average on 39 punts with 13 inside the 20...Ranks No. 5 in the

league in net punting average and No. 2 in the league in opponent punt-return average (4.2 yards)...Is one of only five punters in the NFL (min. 20 punts) to not have a touchback this season...Has added a tackle on special teams.

►**Vs. Seattle (Sept. 10):** Punted five times in his NFL debut, posting a 43.8-yard gross average with a 42.4-yard net average...Had a long punt of 57 yards in the second quarter and placed one punt inside the 20...On five punts, allowed only one return for 7 yards by WR Tyler Lockett...Became the first undrafted rookie to punt for the Packers in a regular-season game since Chris Hanson in 1999 (Week 1 vs. Oakland).

►**At Atlanta (Sept. 17):** Punted three times on the evening, recording a 39.7-yard average for gross and net with one inside the 20.

►**Vs. Cincinnati (Sept. 24):** Posted a 49.3-yard gross average and a 44.2-yard net average on six punts, including two punts inside the 20...Booted a 61-yarder in the second quarter...Added punts of 54, 53, 51 and 50 yards, giving him five punts of 50-plus yards in the game...Posted a tackle on punt coverage.

►**Vs. Chicago (Sept. 28):** Registered a career-best (min. four punts) 46.2-yard net average (47.6-yard gross) on five punts, highlighted by a career-long 62-yard punt in the first quarter that was fair caught at the Chicago 15...His net average was tied for the sixth-best posted by a Green Bay punter in a game since 1976 (min. four punts)...Became the first Green Bay punter since Tim Masthay in 2013 to record a 60-yard punt in back-to-back games.

►**At Dallas (Oct. 8):** Recorded a 49.0-yard net average and a 48.5-yard gross average on two punts, highlighted by his 59-yard punt in the fourth quarter that was covered for a 1-yard loss by WR Jeff Janis at the Dallas 12, helping to set up CB Damarious Randall's 21-yard INT return for a touchdown two plays later.

►**At Minnesota (Oct. 15):** Posted a 44.7-yard net average on six punts with a career-high four inside the 20-yard line, the most by a Green Bay punter since Tim Masthay registered five inside the 20 vs. Minnesota on Oct. 2, 2014.

►**Vs. New Orleans (Oct. 22):** Registered a 46.2-yard net average and a 47.6-yard gross average on five punts, his fifth straight game with a net average of 44-plus yards...Posted a 60-yard punt, his fifth straight game with at least one punt of 55-plus yards.

►**Vs. Detroit (Nov. 6):** Punted three times and posted a 42.7-yard gross average and a net average of 39.7 yards with one punt inside the 20.

►**At Chicago (Nov. 12):** Posted a 40.0-yard gross average and a 38.0-yard net average on four punts with one inside the 20.

35 Jermaine Whitehead, S, 1st Year, Auburn

• Played in two games for Green Bay in 2016, seeing action on special teams.

• Was on the Packers' practice squad for the other 14 regular-season games and three playoff contests last season.

• Entered the league with the 49ers in May 2015 as an undrafted free agent. Spent most of his rookie campaign on San Francisco's practice squad before being signed to Baltimore's active roster in December 2015. Was inactive for the final two games of that season with the Ravens.

2017 SEASON: Has played in three games, seeing time on defense and special teams...Has registered a solo tackle on defense and a tackle on special teams...Was on Green Bay's practice squad for the first six games before being signed to the active roster on Oct. 21.

►**Vs. New Orleans (Oct. 22):** Appeared on one play on defense and 11 on special teams in his season debut.

►**Vs. Detroit (Nov. 6):** Played 10 snaps on special teams.

►**At Chicago (Nov. 12):** Saw 12 snaps of action on defense and 14 on special teams...Posted a solo tackle on defense and a tackle on special teams.

30 Jamaal Williams, RB, Rookie, Brigham Young

• Finished his career at Brigham Young as the school's all-time leader in rushing yards (3,901), rushing attempts (726) and 100-yard rushing games (16).

• Is one of only four players in school history to register multiple 1,000-yard rushing seasons, posting 1,233 yards in 2013 and a career-best 1,375 yards in 2016.

• Ranked No. 5 in the nation in 2016 in rushing yards per game (137.5) and registered six 100-yard rushing games, including two with 200-plus yards.

2017 SEASON: Has played in all nine games, seeing time on offense and special teams...Has rushed for 101 yards and a TD on 31 carries (3.3 avg.) and has made five receptions for 45 yards (9.0 avg.)...Has registered two tackles on special teams.

►**Vs. Seattle (Sept. 10):** Had two carries for 9 yards (4.5 avg.) in his NFL debut.

►**At Atlanta (Sept. 17):** Rushed for 6 yards on two carries (3.0 avg.) and posted a 5-yard reception in the fourth quarter, the first catch of his NFL career.

►**Vs. Cincinnati (Sept. 24):** Played five snaps on offense and posted a 6-yard run.

►**Vs. Chicago (Sept. 28):** Rushed for 11 yards on four carries (2.8 avg.) with a 2-yard reception before leaving the game early in the second quarter due to a knee injury and did not return.

►**At Dallas (Oct. 8):** Had one carry for 1 yard.

►**At Minnesota (Oct. 15):** Played nine snaps on special teams.

►**Vs. New Orleans (Oct. 22):** Appeared on 11 plays on special teams.

►**Vs. Detroit (Nov. 6):** Posted the first TD of his career, scoring on a 1-yard run up the middle on the final play of the game...Also had two receptions for 31 yards (15.5 avg.), including an 18-yard catch on a screen pass on the final drive.

►**At Chicago (Nov. 12):** Saw the most significant action of his career with RBs Aaron Jones (knee) and Ty Montgomery (ribs) sustaining injuries in the first half...Led the team with a career-best 67 rushing yards on a career-high 20 carries (3.4 avg.), with all of his attempts coming in the second half...His 20 carries were the most by a Packer on the season and the most by a Packer in a half since RB Darick Holmes had 21 carries in the second half at the N.Y. Giants on Nov. 15, 1998...Picked up four first downs on the afternoon on the ground and added a 7-yard reception...Also posted a career-high two tackles on special teams.

National Football League Game Summary

NFL Copyright © 2017 by The National Football League. All rights reserved. This summary and play-by-play is for the express purpose of assisting media in their coverage of the game; any other use of this material is prohibited without the written permission of the National Football League. Updated: 11/13/2017

Date: Sunday, 11/12/2017

Green Bay Packers at Chicago Bears

Start Time: 12:00 PM CST

at Soldier Field, Chicago, IL

Game Day Weather

Game Weather: Rain likely, temps in low 40's.
Played Outdoor on Turf: Grass

Temp: 39° F (3.9° C) Humidity: 89%, Wind: WSW 6 mph

Officials

Referee: Corrente, Tony (99)
Line Judge: Longson, Bart (2)
Back Judge: Prukop, Todd (30)

Umpire: Eck, Alan (76)
Field Judge: Horton, Buddy (82)
Replay Official: Valenti, Terri (0)

Down Judge: Turner, Patrick (13)
Side Judge: Dickson, Ryan (25)

Lineups

Green Bay Packers

Offense		Defense	
WR 87	J.Nelson	DE 94	D.Lowry
LT 69	D.Bakhtiari	NT 97	K.Clark
LG 65	L.Taylor	DT 76	M.Daniels
C 63	C.Linsley	LOLB 52	C.Matthews
RG 73	J.Evans	ILB 50	B.Martinez
RT 64	J.McCray	ILB 47	J.Ryan
TE 84	L.Kendricks	ROLB 53	N.Perry
WR 18	R.Cobb	LCB 23	D.Randall
WR 17	D.Adams	RCB 31	D.House
QB 7	B.Hundley	SS 27	J.Jones
RB 33	A.Jones	FS 21	H.Clinton-Dix

Chicago Bears

Offense		Defense	
WR 17	D.Inman	DE 96	A.Hicks
TE 87	A.Shaheen	NT 91	E.Goldman
RT 70	B.Massie	DE 98	M.Unrein
RG 65	C.Whitehair	OLB 93	S.Acho
C 55	H.Grasu	ILB 52	C.Jones
LG 71	J.Sitton	OLB 94	L.Floyd
LT 72	C.Leno	CB 20	P.Amukamara
QB 10	M.Trubisky	S 38	A.Amos
RB 24	Jo.Howard	S 39	E.Jackson
FB 46	M.Burton	CB 23	K.Fuller
WR 15	J.Bellamy	NB 22	C.LeBlanc

Substitutions

K 2 M.Crosby, P 8 J.Vogel, WR 11 T.Davis, CB 20 K.King, FB 22 A.Ripkowski, S 25 M.Evans, CB 28 J.Hawkins, RB 30 J.Williams, S 35 J.Whitehead, CB 41 L.Pipkins, LB 45 V.Biegel, LB 48 J.Thomas, LB 51 K.Fackrell, LS 54 D.Hart, LB 55 A.Brooks, G 62 L.Patrick, T 74 U.John, WR 81 G.Allison, TE 82 R.Rodgers, WR 83 J.Janis, RB 88 T.Montgomery, DT 90 M.Adams

Substitutions

K 4 C.Barth, WR 12 M.Wheaton, WR 13 K.Wright, P 16 P.O'Donnell, WR 18 T.McBride, DB 26 D.Bush, RB 29 T.Cohen, RB 30 B.Cunningham, DB 31 M.Cooper, RB 33 T.Mizzell, DB 36 D.Houston-Carson, LB 44 N.Kwiatkoski, OLB 47 I.Irving, LS 49 A.DePaola, LB 53 J.Timu, LB 58 J.Anderson, DL 73 J.Jenkins, OL 75 K.Long, OL 79 B.Sowell, TE 84 B.Braunecker, TE 85 D.Brown, DL 90 J.Bullard, LB 92 P.McPhee

Did Not Play

QB 6 J.Callahan, G/T 77 A.Pankey

Did Not Play

QB 8 M.Glennon

Not Active

RB 32 D.Mays, S 42 M.Burnett, CB 44 D.Brown, T 75 B.Bulaga, DT 91 Q.Dial, LB 98 C.Odom

Not Active

QB 6 M.Sanchez, DB 27 S.McManis, DB 37 B.Callahan, LB 59 D.Trevathan, OL 76 T.Compton, TE 88 D.Sims, DL 95 R.Robertson-Harris

Field Goals (made () & missed)

Player	(40)	(24)	(50)	35WR	C.Barth	(45)	(44)	(49)						
									1	2	3	4	OT	Total
M.Crosby									3	7	3	10	0	23
C.Barth									3	3	0	10	0	16

Scoring Plays

Team	Qtr	Time	Play Description (Extra Point) (Drive Info)	Visitor	Home
Packers	1	7:20	M.Crosby 40 yd. Field Goal (11-70, 4:37)	3	0
Bears	1	2:15	C.Barth 45 yd. Field Goal (8-53, 5:05)	3	3
Packers	2	11:41	T.Montgomery 37 yd. run (M.Crosby kick) (3-79, 1:43)	10	3
Bears	2	0:00	C.Barth 44 yd. Field Goal (10-39, 1:37)	10	6
Packers	3	10:16	M.Crosby 24 yd. Field Goal (10-40, 4:44)	13	6
Packers	4	13:09	M.Crosby 50 yd. Field Goal (10-26, 4:20)	16	6
Bears	4	10:39	J.Bellamy 46 yd. pass from M.Trubisky (C.Barth kick) (4-70, 2:30)	16	13
Packers	4	5:29	D.Adams 19 yd. pass from B.Hundley (M.Crosby kick) (8-75, 5:10)	23	13
Bears	4	3:19	C.Barth 49 yd. Field Goal (8-49, 2:10)	23	16

National Football League Game Summary

NFL Copyright © 2017 by The National Football League. All rights reserved. This summary and play-by-play is for the express purpose of assisting media in their coverage of the game; any other use of this material is prohibited without the written permission of the National Football League.

Updated: 11/13/2017

Paid Attendance: 61,285

Time: 3:03

Final Team Statistics

	Visitor Packers	Home Bears
TOTAL FIRST DOWNS	18	14
By Rushing	6	1
By Passing	10	12
By Penalty	2	1
THIRD DOWN EFFICIENCY	7-16-44%	4-14-29%
FOURTH DOWN EFFICIENCY	1-1-100%	0-1-0%
TOTAL NET YARDS	342	323
Total Offensive Plays (inc. times thrown passing)	65	57
Average gain per offensive play	5.3	5.7
NET YARDS RUSHING	160	55
Total Rushing Plays	37	17
Average gain per rushing play	4.3	3.2
Tackles for a loss-number and yards	2-2	5-9
NET YARDS PASSING	182	268
Times thrown - yards lost attempting to pass	3-30	5-29
Gross yards passing	212	297
PASS ATTEMPTS-COMPLETIONS-HAD INTERCEPTED	25-18-0	35-21-0
Avg gain per pass play (inc.# thrown passing)	6.5	6.7
KICKOFFS Number-In End Zone-Touchbacks	6-3-0	4-2-2
PUNTS Number and Average	4-40.0	5-48.2
Had Blocked	0	0
FGs - PATs Had Blocked	0-0	0-0
Net Punting Average	38.0	39.8
TOTAL RETURN YARDAGE (Not Including Kickoffs)	42	8
No. and Yards Punt Returns	4-42	1-8
No. and Yards Kickoff Returns	2-51	6-128
No. and Yards Interception Returns	0-0	0-0
PENALTIES Number and Yards	5-35	8-78
FUMBLES Number and Lost	0-0	1-1
TOUCHDOWNS	2	1
Rushing	1	0
Passing	1	1
EXTRA POINTS Made-Attempts	2-2	1-1
Kicking Made-Attempts	2-2	1-1
FIELD GOALS Made-Attempts	3-4	3-3
RED ZONE EFFICIENCY	1-3-33%	0-0-0%
GOAL TO GO EFFICIENCY	0-0-0%	0-0-0%
SAFETIES	0	0
FINAL SCORE	23	16
TIME OF POSSESSION	33:53	26:07

Green Bay Packers vs Chicago Bears

11/12/2017 at Soldier Field

Ball Possession And Drive Chart

Green Bay Packers

#	Time Recd	Time Lost	Time Poss	How Ball Obtained	Drive Began	# Play	Yds Gain	Yds Pen	Net Yds	1st Down	Last Scrm	How Given Up
1	11:57	7:20	4:37	Punt	GB 8	11	65	5	70	3	CHI 22	Field Goal
2	2:15	0:00	2:15	Kickoff	GB 20	3	9	0	9	0	GB 29	Punt
3	13:24	11:41	1:43	Punt	GB 21	3	50	29	79	3	CHI 37	Touchdown
4	7:42	5:06	2:36	Fumble	GB 20	5	9	0	9	1	GB 29	Punt
5	3:14	1:37	1:37	Punt	GB 24	3	-4	0	-4	0	GB 20	Punt
6	15:00	10:16	4:44	Kickoff	CHI 46	10	40	0	40	2	* CHI 6	Field Goal
7	8:09	4:02	4:07	Punt	GB 43	6	10	0	10	1	CHI 47	Punt
8	2:29	13:09	4:20	Punt	GB 42	10	26	0	26	2	CHI 32	Field Goal
9	10:39	5:29	5:10	Kickoff	GB 25	8	75	0	75	4	* CHI 19	Touchdown
10	3:19	1:03	2:16	Kickoff	GB 25	9	63	-5	58	2	* CHI 17	Missed FG
11	0:28	0:00	0:28	Downs	CHI 43	1	-1	0	-1	0	CHI 43	End of Game

(339) Average GB 31

Chicago Bears

#	Time Recd	Time Lost	Time Poss	How Ball Obtained	Drive Began	# Play	Yds Gain	Yds Pen	Net Yds	1st Down	Last Scrm	How Given Up
1	15:00	11:57	3:03	Kickoff	CHI 27	5	15	0	15	1	CHI 42	Punt
2	7:20	2:15	5:05	Kickoff	CHI 20	8	72	-19	53	2	GB 27	Field Goal
3	15:00	13:24	1:36	Punt	CHI 32	3	-2	0	-2	0	CHI 30	Punt
4	11:41	7:42	3:59	Kickoff	CHI 23	8	75	0	75	2	GB 25	Fumble
5	5:06	3:14	1:52	Punt	CHI 34	3	-8	0	-8	0	CHI 26	Punt
6	1:37	0:00	1:37	Punt	CHI 35	10	39	0	39	2	GB 26	Field Goal
7	10:16	8:09	2:07	Kickoff	CHI 29	3	-2	0	-2	0	CHI 27	Punt
8	4:02	2:29	1:33	Punt	CHI 16	3	2	0	2	0	CHI 18	Punt
9	13:09	10:39	2:30	Kickoff	CHI 30	4	65	5	70	3	GB 46	Touchdown
10	5:29	3:19	2:10	Kickoff	CHI 20	8	49	0	49	3	GB 31	Field Goal
11	1:03	0:28	0:35	Missed FG	CHI 25	5	18	0	18	1	CHI 36	Downs

(291) Average CHI 26

* inside opponent's 20

Time of Possession by Quarter

Visitor	Home	1st	2nd	3rd	4th	OT	Total
Green Bay Packers	Chicago Bears	6:52	5:56	11:20	9:45		33:53
		8:08	9:04	3:40	5:15		26:07

Kickoff Drive No.-Start Average

Packers: 4 - GB 31

Bears: 6 - CHI 25

First Quarter

11/12/2017

Play By Play

GB wins the coin toss and elects to defer. CHI elects to Receive, and GB elects to defend the south goal.

M.Crosby kicks 52 yards from GB 35 to CHI 13. B.Cunningham to CHI 27 for 14 yards (V.Biegel; L.Pipkins).

Chicago Bears at 15:00, (1st play from scrimmage 14:52)

- 1-10-CHI 27 (14:52) Jo.Howard right guard to CHI 26 for -1 yards (M.Daniels).
- 2-11-CHI 26 (14:13) (Shotgun) M.Trubisky pass short middle to K.Wright to CHI 38 for 12 yards (D.House). P1
- 1-10-CHI 38 (13:39) Jo.Howard right end to CHI 37 for -1 yards (J.Ryan).
- 2-11-CHI 37 (12:53) B.Sowell reported in as eligible. Jo.Howard left end to CHI 34 for -3 yards (D.House).
- Penalty on CHI-C.Whitehair, Offensive Holding, declined.*
- Penalty on CHI-B.Sowell, Illegal Formation, declined.*
- 3-14-CHI 34 (12:27) (Shotgun) M.Trubisky pass short right to A.Shaheen pushed ob at CHI 42 for 8 yards (D.Randall).
- 4-6-CHI 42 (12:09) (Punt formation) P.O'Donnell punts 59 yards to GB -1, Center-A.DePaola. T.Davis to GB 8 for 9 yards (D.Houston-Carson).

Timeout at 11:57.

Green Bay Packers at 11:57

- 1-10-GB 8 (11:57) (Shotgun) A.Jones left tackle to GB 13 for 5 yards (S.Acho).
- 2-5-GB 13 (11:22) B.Hundley pass incomplete short right to D.Adams (K.Fuller).
- 3-5-GB 13 (11:18) (Shotgun) B.Hundley pass short middle to R.Cobb to CHI 49 for 38 yards (N.Kwiatkoski; C.LeBlanc). P1
- 1-10-CHI 49 (10:40) A.Jones right guard to CHI 48 for 1 yard (N.Kwiatkoski).
- PENALTY on CHI-C.Jones, Illegal Use of Hands, 5 yards, enforced at CHI 48.* X2
- 1-10-CHI 43 (10:15) (Shotgun) B.Hundley pass short right to A.Jones to CHI 43 for no gain (N.Kwiatkoski) [A.Hicks].
- 2-10-CHI 43 (9:37) (Shotgun) A.Jones right end to CHI 37 for 6 yards (S.Acho).
- 3-4-CHI 37 (8:54) (Shotgun) B.Hundley pass short left to T.Montgomery to CHI 30 for 7 yards (C.Jones). P3
- 1-10-CHI 30 (8:16) B.Hundley pass short right to D.Adams to CHI 22 for 8 yards (C.Jones).
- 2-2-CHI 22 (7:39) B.Hundley pass incomplete short right to J.Nelson (K.Fuller).
- 3-2-CHI 22 (7:32) (Shotgun) B.Hundley pass incomplete short right to L.Kendricks.
- 4-2-CHI 22 (7:25) (Field Goal formation) M.Crosby 40 yard field goal is GOOD, Center-D.Hart, Holder-J.Vogel.

Timeout at 07:20.

GB 3 CHI 0, 11 plays, 70 yards, 1 penalty, 4:37 drive, 7:40 elapsed

M.Crosby kicks 66 yards from GB 35 to CHI -1. T.Cohen to CHI 20 for 21 yards (A.Ripkowski).

Chicago Bears at 7:20, (1st play from scrimmage 7:12)

- 1-10-CHI 20 (7:12) M.Trubisky pass short right to A.Shaheen to GB 49 for 31 yards (J.Jones). P2
- 1-10-GB 49 (6:28) *PENALTY on CHI-D.Brown, False Start, 5 yards, enforced at GB 49 - No Play.*
- 1-15-CHI 46 (6:27) (Shotgun) *PENALTY on CHI-B.Massie, False Start, 5 yards, enforced at CHI 46 - No Play.*
- 1-20-CHI 41 (6:12) (Shotgun) Jo.Howard left guard to GB 45 for 14 yards (H.Clinton-Dix; B.Martinez).
- 2-6-GB 45 (5:36) Jo.Howard left guard to GB 43 for 2 yards (M.Daniels).
- 3-4-GB 43 (4:56) M.Trubisky pass short right to T.Cohen to GB 33 for 10 yards (D.Randall). P3
- 1-10-GB 33 (4:15) (Shotgun) Jo.Howard left guard to GB 29 for 4 yards (J.Ryan).
- 2-6-GB 29 (3:38) (Shotgun) T.Cohen right guard pushed ob at GB 18 for 11 yards (B.Martinez).
- PENALTY on CHI-J.Bellamy, Offensive Holding, 9 yards, enforced at GB 29 - No Play.*
- 2-15-GB 38 (3:15) (Shotgun) M.Trubisky pass incomplete short right to T.Cohen (B.Martinez).
- 3-15-GB 38 (3:10) (Shotgun) M.Trubisky pass short right to J.Bellamy to GB 27 for 11 yards (D.House).
- 4-4-GB 27 (2:21) (Field Goal formation) C.Barth 45 yard field goal is GOOD, Center-A.DePaola, Holder-P.O'Donnell.

Timeout at 02:15.

GB 3 CHI 3, 8 plays, 53 yards, 5:05 drive, 12:45 elapsed

C.Barth kicks 62 yards from CHI 35 to GB 3. T.Davis to GB 20 for 17 yards (S.Acho).

Green Bay Packers at 2:15, (1st play from scrimmage 2:09)

- 1-10-GB 20 (2:09) T.Montgomery left end to GB 22 for 2 yards (M.Unrein).
- 2-8-GB 22 (1:25) (Shotgun) B.Hundley pass short middle to T.Montgomery to GB 29 for 7 yards (A.Amos).
- 3-1-GB 29 (:45) T.Montgomery left tackle to GB 29 for no gain (A.Amos).
- Timeout #1 by GB at 00:05.
- 4-1-GB 29 (:05) (Punt formation) J.Vogel punts 39 yards to CHI 32, Center-D.Hart, fair catch by T.Cohen.

Green Bay Packers vs Chicago Bears at Soldier Field

END OF QUARTER

	Score	Time Poss	First Downs				Efficiencies	
			R	P	X	T	3 Down	4 Down
Green Bay Packers	3	6:52	0	2	1	3	2/4	0/0
Chicago Bears	3	8:08	0	3	0	3	1/3	0/0

Second Quarter

11/12/2017

Play By Play

Chicago Bears continued.

Chicago Bears at 15:00

- 1-10-CHI 32 (15:00) Jo.Howard right guard to CHI 36 for 4 yards (K.Clark).
 2-6-CHI 36 (14:25) M.Trubisky sacked at CHI 30 for -6 yards (M.Daniels).
 3-12-CHI 30 (13:44) (Shotgun) M.Trubisky pass incomplete short right to B.Cunningham.
 4-12-CHI 30 (13:38) (Punt formation) P.O'Donnell punts 54 yards to GB 16, Center-A.DePaola. T.Davis pushed ob at CHI 40 for 44 yards (P.O'Donnell).
PENALTY on GB-J.Thomas, Illegal Block Above the Waist, 10 yards, enforced at GB 31.

Timeout at 13:24.

Green Bay Packers at 13:24

- 1-10-GB 21 (13:24) (Shotgun) B.Hundley pass incomplete deep left to J.Nelson.
PENALTY on CHI-P.Amukamara, Defensive Pass Interference, 29 yards, enforced at GB 21 - No Play. X4
1-10-50 (13:16) Direct snap to R.Cobb. R.Cobb right guard to GB 49 for -1 yards (A.Hicks).
 2-11-GB 49 (12:32) (Shotgun) B.Hundley pass short right to J.Nelson to CHI 37 for 14 yards (N.Kwiatkoski). P5
1-10-CHI 37 (11:49) (Shotgun) T.Montgomery left tackle for 37 yards, TOUCHDOWN. R6
 M.Crosby extra point is GOOD, Center-D.Hart, Holder-J.Vogel.

Timeout at 11:41.

GB 10 CHI 3, 3 plays, 79 yards, 1 penalty, 1:43 drive, 3:19 elapsed
--

M.Crosby kicks 66 yards from GB 35 to CHI -1. T.Cohen to CHI 23 for 24 yards (J.Williams).

Chicago Bears at 11:41, (1st play from scrimmage 11:34)

- 1-10-CHI 23 (11:34) Jo.Howard left guard to CHI 26 for 3 yards (J.Jones).
 2-7-CHI 26 (10:57) Jo.Howard right guard to GB 49 for 25 yards (H.Clinton-Dix). R4
1-10-GB 49 (10:17) T.Cohen left guard to GB 48 for 1 yard (J.Ryan).
 2-9-GB 48 (9:35) M.Trubisky pass incomplete short right to D.Inman [M.Adams].
 3-9-GB 48 (9:29) (Shotgun) M.Trubisky pass deep right to D.Inman pushed ob at GB 22 for 26 yards (J.Whitehead). P5
1-10-GB 22 (8:56) (Shotgun) Jo.Howard left guard to GB 25 for -3 yards (K.Clark).
 2-13-GB 25 (8:13) M.Trubisky pass incomplete short right to J.Bellamy.
Penalty on CHI, Illegal Shift, declined.
 3-13-GB 25 (8:09) (Shotgun) M.Trubisky pass short right to B.Cunningham pushed ob at GB 2 for 23 yards (M.Evans).
 Chicago challenged the runner was out of bounds ruling, and the play was REVERSED.
 (Shotgun) M.Trubisky pass short right to B.Cunningham to GB 2 for 23 yards (M.Evans). FUMBLES (M.Evans), ball out of bounds in End Zone, Touchback.

Green Bay Packers at 7:42

- 1-10-GB 20 (7:42) T.Montgomery right guard to GB 27 for 7 yards (C.Jones).
 2-3-GB 27 (7:08) B.Hundley pass short right to J.Nelson pushed ob at GB 31 for 4 yards (K.Fuller). P7
1-10-GB 31 (6:43) B.Hundley pass incomplete short right.
 2-10-GB 31 (6:36) (Shotgun) B.Hundley sacked at GB 21 for -10 yards (C.LeBlanc).
 Timeout #2 by GB at 05:51.
 3-20-GB 21 (5:51) (Shotgun) B.Hundley pass short left to R.Cobb to GB 29 for 8 yards (N.Kwiatkoski).
 4-12-GB 29 (5:16) (Punt formation) J.Vogel punts 37 yards to CHI 34, Center-D.Hart, downed by GB-D.Hart.

Chicago Bears at 5:06

- 1-10-CHI 34 (5:06) M.Trubisky sacked at CHI 29 for -5 yards (N.Perry).
 2-15-CHI 29 (4:24) (Shotgun) Jo.Howard left tackle to CHI 28 for -1 yards (C.Matthews).
Penalty on CHI-A.Shaheen, Offensive Holding, declined.
 3-16-CHI 28 (3:58) (Shotgun) M.Trubisky sacked at CHI 26 for -2 yards (N.Perry).
 4-18-CHI 26 (3:27) (Punt formation) P.O'Donnell punts 46 yards to GB 28, Center-A.DePaola. T.Davis to GB 34 for 6 yards (D.Houston-Carson).
PENALTY on GB-L.Pipkins, Illegal Block Above the Waist, 10 yards, enforced at GB 34.

Green Bay Packers at 3:14

- 1-10-GB 24 (3:14) T.Montgomery right tackle to GB 31 for 7 yards (N.Kwiatkoski).
 2-3-GB 31 (2:40) (Shotgun) T.Montgomery right end to GB 32 for 1 yard (A.Hicks).

Two-Minute Warning

- 3-2-GB 32 (2:00) (Shotgun) B.Hundley sacked at GB 20 for -12 yards (N.Kwiatkoski).

Timeout #1 by CHI at 01:49.

Green Bay Packers vs Chicago Bears at Soldier Field

4-14-GB 20 (1:49) (Punt formation) J.Vogel punts 53 yards to CHI 27, Center-D.Hart. T.Cohen to CHI 35 for 8 yards (J.Ryan).

Chicago Bears at 1:37

1-10-CHI 35 (1:37) (Shotgun) M.Trubisky pass short right to B.Cunningham pushed ob at CHI 39 for 4 yards (J.Jones).

2-6-CHI 39 (1:33) (Shotgun) M.Trubisky sacked at CHI 38 for -1 yards (B.Martinez).

PENALTY on GB-A.Brooks, Defensive Offside, 5 yards, enforced at CHI 39 - No Play.

2-1-CHI 44 (1:28) (Shotgun) B.Cunningham left guard to CHI 44 for no gain (N.Perry).

3-1-CHI 44 (:57) (No Huddle, Shotgun) M.Trubisky pass short left to D.Brown to GB 49 for 7 yards (H.Clinton-Dix).

P6

Timeout #2 by CHI at 00:51.

1-10-GB 49 (:51) (Shotgun) M.Trubisky pass incomplete deep left to J.Bellamy (K.King).

2-10-GB 49 (:44) (Shotgun) M.Trubisky pass short right to K.Wright to GB 40 for 9 yards (D.Randall).

3-1-GB 40 (:38) (Shotgun) M.Trubisky pass short right to D.Inman to GB 30 for 10 yards (D.House).

P7

1-10-GB 30 (:18) (No Huddle, Shotgun) M.Trubisky pass incomplete short right to D.Brown.

2-10-GB 30 (:15) (Shotgun) *PENALTY on CHI, False Start, 5 yards, enforced at GB 30 - No Play.*

2-15-GB 35 (:15) (Shotgun) M.Trubisky pass incomplete short right to K.Wright (C.Matthews).

3-15-GB 35 (:09) (Shotgun) M.Trubisky pass short left to D.Inman to GB 26 for 9 yards (K.King).

Timeout #3 by CHI at 00:01.

4-6-GB 26 (:01) (Field Goal formation) **C.Barth 44 yard field goal is GOOD, Center-A.DePaola, Holder-P.O'Donnell.**

PENALTY on CHI-B.Sowell, Unnecessary Roughness, 15 yards, enforced between downs.

GB 10 CHI 6, 10 plays, 39 yards, 1 penalty, 1:37 drive, 15:00 elapsed
--

END OF QUARTER

	Score	Time Poss	First Downs				Efficiencies	
			R	P	X	T	3 Down	4 Down
Green Bay Packers	10	5:56	1	2	1	4	0/2	0/0
Chicago Bears	6	9:04	1	3	0	4	3/7	0/0

Third Quarter

11/12/2017

Play By Play

GB elects to Receive, and CHI elects to defend the South goal.

C.Barth kicks 60 yards from CHI 20 to GB 20. T.Davis to CHI 46 for 34 yards (E.Jackson).

Green Bay Packers at 15:00, (1st play from scrimmage 14:53)

- 1-10-CHI 46 (14:53) J.Williams left guard to CHI 42 for 4 yards (M.Unrein).
 2-6-CHI 42 (14:12) (Shotgun) B.Hundley pass incomplete short left to R.Cobb [P.McPhee].
 3-6-CHI 42 (14:08) (Shotgun) B.Hundley pass short left to R.Cobb ran ob at CHI 36 for 6 yards. P8
1-10-CHI 36 (13:49) J.Williams right tackle to CHI 29 for 7 yards (K.Fuller).
 2-3-CHI 29 (13:13) (Shotgun) J.Williams right tackle to CHI 27 for 2 yards (C.Jones).
 3-1-CHI 27 (12:34) B.Hundley pass short right to A.Ripkowski to CHI 15 for 12 yards (K.Fuller). P9
1-10-CHI 15 (11:53) (Shotgun) B.Hundley pass short right to D.Adams to CHI 12 for 3 yards (L.Floyd).
 2-7-CHI 12 (11:14) Direct snap to R.Cobb. R.Cobb left end to CHI 6 for 6 yards (C.Jones).
 3-1-CHI 6 (10:28) (Shotgun) B.Hundley pass incomplete short right to D.Adams [L.Floyd].
 4-1-CHI 6 (10:20) (Field Goal formation) M.Crosby 24 yard field goal is GOOD, Center-D.Hart, Holder-J.Vogel.

Timeout at 10:16.

GB 13 CHI 6, 10 plays, 40 yards, 4:44 drive, 4:44 elapsed
--

M.Crosby kicks 70 yards from GB 35 to CHI -5. T.Cohen to CHI 29 for 34 yards (J.Whitehead; V.Biegel).

Chicago Bears at 10:16, (1st play from scrimmage 10:09)

- 1-10-CHI 29 (10:09) Jo.Howard left end to CHI 30 for 1 yard (M.Daniels).
 2-9-CHI 30 (9:32) Jo.Howard left guard to CHI 35 for 5 yards (D.Lowry).
 3-4-CHI 35 (8:53) (Shotgun) M.Trubisky sacked at CHI 27 for -8 yards (D.House).
 4-12-CHI 27 (8:20) (Punt formation) P.O'Donnell punts 42 yards to GB 31, Center-A.DePaola. T.Davis pushed ob at GB 43 for 12 yards (B.Braunecker).

Timeout at 08:09.

Green Bay Packers at 8:09

- 1-10-GB 43 (8:09) (Shotgun) J.Williams right tackle to GB 47 for 4 yards (N.Kwiatkoski).
 Timeout #1 by GB at 07:29.
 2-6-GB 47 (7:29) (Shotgun) J.Williams left guard to GB 48 for 1 yard (A.Hicks).
 3-5-GB 48 (6:48) (Shotgun) B.Hundley pass short right to L.Kendricks to CHI 43 for 9 yards (E.Jackson). P10
1-10-CHI 43 (6:05) (Shotgun) J.Williams right tackle to CHI 39 for 4 yards (A.Amos).
 2-6-CHI 39 (5:27) R.Cobb right end to CHI 39 for no gain (A.Hicks).
 3-6-CHI 39 (4:44) (Shotgun) B.Hundley sacked at CHI 47 for -8 yards (sack split by S.Acho and L.Floyd).
 4-14-CHI 47 (4:09) (Punt formation) J.Vogel punts 31 yards to CHI 16, Center-D.Hart, fair catch by T.Cohen.

Timeout at 04:02.

Chicago Bears at 4:02

- 1-10-CHI 16 (4:02) M.Trubisky sacked at CHI 8 for -8 yards (N.Perry).
 2-18-CHI 8 (3:18) (Shotgun) M.Trubisky pass incomplete short left to J.Bellamy.
 3-18-CHI 8 (3:13) (Shotgun) M.Trubisky pass short right to K.Wright to CHI 18 for 10 yards (B.Martinez).
 4-8-CHI 18 (2:40) (Punt formation) P.O'Donnell punts 40 yards to GB 42, Center-A.DePaola, downed by CHI-D.Houston-Carson.

Green Bay Packers at 2:29

- 1-10-GB 42 (2:29) (Shotgun) J.Williams left tackle to GB 45 for 3 yards (E.Goldman).
 2-7-GB 45 (1:54) (Shotgun) J.Williams left guard to 50 for 5 yards (N.Kwiatkoski).
 Timeout #2 by GB at 01:17.
 3-2-50 (1:17) J.Williams left guard to CHI 49 for 1 yard (A.Amos). Measurement.
 4-1-CHI 49 (:55) J.Williams right guard to CHI 45 for 4 yards (C.Jones). R11
1-10-CHI 45 (:14) (Shotgun) B.Hundley pass short right to J.Williams to CHI 38 for 7 yards (K.Fuller).

END OF QUARTER

	Score	Time Poss	First Downs				Efficiencies	
			R	P	X	T	3 Down	4 Down
Green Bay Packers	13	11:20	1	3	0	4	3/6	1/1
Chicago Bears	6	3:40	0	0	0	0	0/2	0/0

Fourth Quarter

11/12/2017

Play By Play

Green Bay Packers continued.

2-3-CHI 38	(15:00) (Shotgun) J.Williams right tackle to CHI 35 for 3 yards (C.LeBlanc).	R12
<u>1-10-CHI 35</u>	(14:23) J.Williams right guard to CHI 34 for 1 yard (A.Amos).	
2-9-CHI 34	(13:41) (Shotgun) B.Hundley pass incomplete short middle to D.Adams.	
3-9-CHI 34	(13:37) (Shotgun) B.Hundley pass short left to J.Nelson to CHI 32 for 2 yards (E.Jackson).	
4-7-CHI 32	(13:14) (Field Goal formation) M.Crosby 50 yard field goal is GOOD, Center-D.Hart, Holder-J.Vogel.	

Timeout at 13:09.

GB 16 CHI 6, 10 plays, 26 yards, 4:20 drive, 1:51 elapsed
--

M.Crosby kicks 54 yards from GB 35 to CHI 11. B.Cunningham to CHI 30 for 19 yards (K.Fackrell).

Chicago Bears at 13:09, (1st play from scrimmage 13:02)

1-10-CHI 30	(13:02) Jo.Howard right guard to CHI 32 for 2 yards (N.Perry).	
2-8-CHI 32	(12:21) (Shotgun) B.Sowell reported in as eligible. Jo.Howard right end pushed ob at CHI 29 for -3 yards (J.Jones). <i>PENALTY on GB-K.Clark, Defensive Holding, 5 yards, enforced at CHI 32 - No Play.</i>	X8
<u>1-10-CHI 37</u>	(12:06) (Shotgun) Jo.Howard right guard to CHI 40 for 3 yards (N.Perry).	
2-7-CHI 40	(11:28) M.Trubisky pass short left to D.Inman to GB 46 for 14 yards (K.King).	P9
<u>1-10-GB 46</u>	(10:48) M.Trubisky pass deep left to J.Bellamy for 46 yards, TOUCHDOWN. <i>(Kick formation) PENALTY on CHI, Delay of Game, 5 yards, enforced at GB 15 - No Play.</i> C.Barth extra point is GOOD, Center-A.DePaola, Holder-P.O'Donnell.	P10

Timeout at 10:39.

GB 16 CHI 13, 4 plays, 70 yards, 1 penalty, 2:30 drive, 4:21 elapsed

C.Barth kicks 65 yards from CHI 35 to end zone, Touchback.

Green Bay Packers at 10:39

1-10-GB 25	(10:39) (Shotgun) B.Hundley pass deep right to D.Adams to GB 43 for 18 yards (C.Jones).	P13
<u>1-10-GB 43</u>	(10:01) (Shotgun) J.Williams left guard to GB 49 for 6 yards (N.Kwiatkoski).	
2-4-GB 49	(9:22) (Shotgun) J.Williams left tackle to CHI 45 for 6 yards (A.Amos).	R14
<u>1-10-CHI 45</u>	(8:46) J.Williams left tackle to CHI 45 for no gain (L.Floyd).	
2-10-CHI 45	(8:00) (Shotgun) B.Hundley pass short right to R.Rodgers to CHI 37 for 8 yards (L.Floyd).	
3-2-CHI 37	(7:12) (Shotgun) B.Hundley scrambles left end to CHI 20 for 17 yards (P.Amukamara).	R15
<u>1-10-CHI 20</u>	(6:24) (Shotgun) A.Ripkowski left tackle to CHI 19 for 1 yard (P.McPhee).	
2-9-CHI 19	(5:37) (Shotgun) B.Hundley pass deep right to D.Adams for 19 yards, TOUCHDOWN. M.Crosby extra point is GOOD, Center-D.Hart, Holder-J.Vogel.	P16

Timeout at 05:29.

GB 23 CHI 13, 8 plays, 75 yards, 5:10 drive, 9:31 elapsed
--

M.Crosby kicks 61 yards from GB 35 to CHI 4. T.Cohen to CHI 20 for 16 yards (M.Evans).

Chicago Bears at 5:29, (1st play from scrimmage 5:23)

1-10-CHI 20	(5:23) (Shotgun) M.Trubisky pass short middle to D.Inman to CHI 37 for 17 yards (D.House).	P11
<u>1-10-CHI 37</u>	(5:01) (No Huddle, Shotgun) M.Trubisky pass short right to D.Inman to CHI 49 for 12 yards (D.House).	P12
<u>1-10-CHI 49</u>	(4:40) M.Trubisky pass incomplete deep middle to K.Wright.	
2-10-CHI 49	(4:38) (Shotgun) M.Trubisky pass deep middle to D.Brown to GB 35 for 16 yards (J.Jones).	P13
<u>1-10-GB 35</u>	(4:13) M.Trubisky pass incomplete deep right to T.McBride.	
2-10-GB 35	(4:11) (Shotgun) M.Trubisky pass incomplete short middle to J.Bellamy [C.Matthews].	
3-10-GB 35	(4:06) (Shotgun) M.Trubisky pass short right to K.Wright to GB 31 for 4 yards (K.Fackrell).	
4-6-GB 31	(3:23) (Field Goal formation) C.Barth 49 yard field goal is GOOD, Center-A.DePaola, Holder-P.O'Donnell.	

GB 23 CHI 16, 8 plays, 49 yards, 2:10 drive, 11:41 elapsed

C.Barth kicks 65 yards from CHI 35 to end zone, Touchback.

Green Bay Packers at 3:19

1-10-GB 25	(3:19) J.Williams left end pushed ob at GB 31 for 6 yards (A.Amos).	
2-4-GB 31	(3:12) (Shotgun) J.Williams right tackle to GB 35 for 4 yards (E.Jackson).	R17
<u>1-10-GB 35</u>	(2:26) J.Williams right end to GB 38 for 3 yards (A.Amos).	
Timeout #1 by CHI at 02:18.		

Green Bay Packers vs Chicago Bears at Soldier Field

- 2-7-GB 38 (2:17) A.Ripkowski right tackle to GB 40 for 2 yards (A.Hicks).
Timeout #2 by CHI at 02:12.
- 3-5-GB 40 (2:12) (Shotgun) PENALTY on GB-B.Hundley, Delay of Game, 5 yards, enforced at GB 40 - No Play.
Timeout #3 by GB at 02:12.
- 3-10-GB 35 (2:12) (Shotgun) B.Hundley pass deep right to D.Adams pushed ob at CHI 23 for 42 yards (K.Fuller).
- 1-10-CHI 23 (2:04) J.Williams left guard to CHI 24 for -1 yards (A.Hicks).

P18

Two-Minute Warning

- 2-11-CHI 24 (2:00) (Shotgun) J.Williams right tackle to CHI 20 for 4 yards (E.Jackson).
Timeout #3 by CHI at 01:56.
- 3-7-CHI 20 (1:56) (Shotgun) Direct snap to R.Cobb. R.Cobb left end to CHI 17 for 3 yards (C.Jones).
- 4-4-CHI 17 (1:07) (Field Goal formation) M.Crosby 35 yard field goal is No Good, Wide Right, Center-D.Hart, Holder-J.Vogel.

Chicago Bears at 1:03

- 1-10-CHI 25 (1:03) (Shotgun) M.Trubisky pass short right to K.Wright pushed ob at CHI 36 for 11 yards (D.House).
- 1-10-CHI 36 (:56) (Shotgun) M.Trubisky pass incomplete short left to K.Wright (A.Brooks).
- 2-10-CHI 36 (:52) (Shotgun) M.Trubisky pass incomplete deep right to J.Bellamy.
- 3-10-CHI 36 (:47) (Shotgun) M.Trubisky pass incomplete short middle to D.Inman.
- 4-10-CHI 36 (:42) (Shotgun) M.Trubisky pass short right to B.Cunningham to CHI 41 for 5 yards. Lateral to H.Grasu to CHI 43 for 2 yards (M.Daniels).

P14

Green Bay Packers at 0:28

- 1-10-CHI 43 (:28) B.Hundley kneels to CHI 44 for -1 yards.

END OF QUARTER

		Time	First Downs				Efficiencies	
	Score	Poss	R	P	X	T	3 Down	4 Down
Green Bay Packers	23	9:45	4	3	0	7	2/4	0/0
Chicago Bears	16	5:15	0	6	1	7	0/2	0/1

Miscellaneous Statistics Report

Green Bay Packers vs Chicago Bears
11/12/2017 at Soldier Field

Ten Longest Plays for Green Bay Packers

Yards	Qtr	Play Start	Play Description
42	4	3-10-GB 35	(2:12) (Shotgun) B.Hundley pass deep right to D.Adams pushed ob at CHI 23 for 42 yards (K.Fuller).
38	1	3-5-GB 13	(11:18) (Shotgun) B.Hundley pass short middle to R.Cobb to CHI 49 for 38 yards (N.Kwiatkoski; C.LeBlanc).
37	2	1-10-CHI 37	(11:49) (Shotgun) T.Montgomery left tackle for 37 yards, TOUCHDOWN.
19	4	2-9-CHI 19	(5:37) (Shotgun) B.Hundley pass deep right to D.Adams for 19 yards, TOUCHDOWN.
18	4	1-10-GB 25	(10:39) (Shotgun) B.Hundley pass deep right to D.Adams to GB 43 for 18 yards (C.Jones).
17	4	3-2-CHI 37	(7:12) (Shotgun) B.Hundley scrambles left end to CHI 20 for 17 yards (P.Amukamara).
14	2	2-11-GB 49	(12:32) (Shotgun) B.Hundley pass short right to J.Nelson to CHI 37 for 14 yards (N.Kwiatkoski).
12	3	3-1-CHI 27	(12:34) B.Hundley pass short right to A.Ripkowski to CHI 15 for 12 yards (K.Fuller).
9	3	3-5-GB 48	(6:48) (Shotgun) B.Hundley pass short right to L.Kendricks to CHI 43 for 9 yards (E.Jackson).
8	1	1-10-CHI 30	(8:16) B.Hundley pass short right to D.Adams to CHI 22 for 8 yards (C.Jones).

Ten Longest Plays for Chicago Bears

Yards	Qtr	Play Start	Play Description
46	4	1-10-GB 46	(10:48) M.Trubisky pass deep left to J.Bellamy for 46 yards, TOUCHDOWN.
31	1	1-10-CHI 20	(7:12) M.Trubisky pass short right to A.Shaheen to GB 49 for 31 yards (J.Jones).
26	2	3-9-GB 48	(9:29) (Shotgun) M.Trubisky pass deep right to D.Inman pushed ob at GB 22 for 26 yards (J.Whitehead).
25	2	2-7-CHI 26	(10:57) Jo.Howard right guard to GB 49 for 25 yards (H.Clinton-Dix).
17	4	1-10-CHI 20	(5:23) (Shotgun) M.Trubisky pass short middle to D.Inman to CHI 37 for 17 yards (D.House).
16	4	2-10-CHI 49	(4:38) (Shotgun) M.Trubisky pass deep middle to D.Brown to GB 35 for 16 yards (J.Jones).
14	1	1-20-CHI 41	(6:12) (Shotgun) Jo.Howard left guard to GB 45 for 14 yards (H.Clinton-Dix; B.Martinez).
14	4	2-7-CHI 40	(11:28) M.Trubisky pass short left to D.Inman to GB 46 for 14 yards (K.King).
12	1	2-11-CHI 26	(14:13) (Shotgun) M.Trubisky pass short middle to K.Wright to CHI 38 for 12 yards (D.House).
12	4	1-10-CHI 37	(5:01) (No Huddle, Shotgun) M.Trubisky pass short right to D.Inman to CHI 49 for 12 yards (D.House).

Touchdown Scoring Information

		Offense	Defense	Special Teams
VISITOR	Green Bay Packers	2	0	0
HOME	Chicago Bears	1	0	0

Player Scoring Information

Club	Player	TD	Rush TD	Rec TD	KO TD	Punt TD	Int TD	Fum TD	Misc TD	FG	XP	2Pt Rush	2Pt Rec	Sfty	Points
GB	M.Crosby	0	0	0	0	0	0	0	0	3	2	0	0	0	11
GB	T.Montgomery	0	1	0	0	0	0	0	0	0	0	0	0	0	6
GB	D.Adams	0	0	1	0	0	0	0	0	0	0	0	0	0	6
CHI	C.Barth	0	0	0	0	0	0	0	0	3	1	0	0	0	10
CHI	J.Bellamy	0	0	1	0	0	0	0	0	0	0	0	0	0	6

Possession Detail

	First Half		Second Half		Game	
	Visitor	Home	Visitor	Home	Visitor	Home
Largest Lead	7	0	10	0	10	0
Drives Leading	2	0	6	0	8	0
Time of Possession Leading	4:13	0:00	21:05	0:00	25:18	0:00
Largest Deficit	0	-7	0	-10	0	-10
Drives Trailing	0	4	0	5	0	9
Time of Possession Trailing	0:00	12:33	0:00	8:55	0:00	21:28
Times Score Tied Up		1		0		1
Lead Changes		2		0		2

Playtime Percentage

Percent of playtime per player on offense, defense and special teams

Green Bay Packers

Chicago Bears

		Offense	Defense	Special Teams				Offense	Defense	Special Teams	
J Evans	G	66	100%	6	21%	B Massie	T	60	100%	4	14%
D Bakhtiari	T	66	100%	6	21%	C Leno	T	60	100%	4	14%
L Taylor	G	66	100%	6	21%	H Grasu	C	60	100%		
J McCray	G	66	100%			C Whitehair	C	60	100%		
B Hundley	QB	66	100%			M Trubisky	QB	60	100%		
C Linsley	C	66	100%			J Sitton	G	59	98%	3	10%
J Nelson	WR	64	97%			D Inman	WR	57	95%		
D Adams	WR	54	82%			K Wright	WR	46	77%		
L Kendricks	TE	46	70%	4	14%	J Bellamy	WR	40	67%	12	41%
R Cobb	WR	37	56%			D Brown	TE	38	63%	10	34%
J Williams	RB	35	53%	7	24%	A Shaheen	TE	31	52%	4	14%
R Rodgers	TE	32	48%	10	34%	J Howard	RB	29	48%		
A Ripkowski	FB	22	33%	16	55%	B Cunningham	RB	28	47%	19	66%
T Montgomery	RB	14	21%	2	7%	T Cohen	RB	13	22%	10	34%
G Allison	WR	12	18%	15	52%	M Burton	FB	7	12%	6	21%
T Davis	WR	7	11%	10	34%	T McBride	WR	7	12%	1	3%
A Jones	RB	6	9%			B Sowell	T	3	5%	4	14%
J Janis	WR	1	2%	15	52%	M Wheaton	WR	2	3%		
D House	CB		60 100%	6	21%	A Amos	FS		66 100%	11	38%
H Clinton-Dix	FS		60 100%	4	14%	C Jones	LB		66 100%	11	38%
B Martinez	LB		60 100%	4	14%	E Jackson	FS		66 100%	10	34%
J Jones	SS		60 100%	2	7%	K Fuller	CB		66 100%	9	31%
D Randall	CB		58 97%	2	7%	A Hicks	DE		66 100%	6	21%
C Matthews	LB		52 87%	3	10%	P Amukamara	CB		66 100%	1	3%
N Perry	LB		48 80%	2	7%	L Floyd	LB		66 100%		
M Daniels	DT		42 70%	4	14%	M Unrein	DE		49 74%	10	34%
K King	CB		40 67%	9	31%	E Goldman	NT		48 73%		
K Clark	NT		37 62%	4	14%	C LeBlanc	CB		37 56%		
J Ryan	LB		29 48%	13	45%	N Kwiatkoski	LB		36 55%	5	17%
A Brooks	LB		27 45%	1	3%	P McPhee	LB		35 53%	6	21%
M Evans	SS		21 35%	23	79%	S Acho	LB		31 47%	19	66%
K Fackrell	LB		18 30%	20	69%	J Bullard	DE		22 33%	6	21%
D Lowry	DE		18 30%	10	34%	J Jenkins	NT		3 5%	4	14%
J Whitehead	FS		12 20%	14	48%	D Houston-Carson	FS		2 3%	19	66%
M Adams	DT		7 12%	10	34%	M Cooper	CB		1 2%	14	48%
V Biegel	LB		6 10%	13	45%	B Braunecker	TE			19	66%
J Hawkins	CB		4 7%	8	28%	I Irving	LB			19	66%
M Crosby	K			12	41%	J Anderson	LB			15	52%
J Thomas	LB			12	41%	J Timu	LB			14	48%
L Pipkins	CB			11	38%	D Bush	SS			14	48%
J Vogel	P			10	34%	P O'Donnell	P			9	31%
D Hart	LS			10	34%	A DePaola	LS			9	31%
L Patrick	G			9	31%	C Barth	K			8	28%
U John	T			6	21%	T Mizzell	RB			3	10%

