

# PACKERS

WEEKLY MEDIA INFORMATION PACKET



**TAMPA BAY BUCCANEERS vs GREEN BAY PACKERS**

Sunday, December 3, 2017 @ 12:00 p.m. CST • Lambeau Field



# THE DOPE SHEET

OFFICIAL PROGRAM AND PUBLICATION, ACME-PACKERS FOOTBALL TEAM.

Packers Public Relations • Lambeau Field Atrium • 1265 Lombardi Avenue • Green Bay, WI 54304 • 920/569-7500 • 920/569-7201 fax  
Jason Wahlers, Sarah Quick, Tom Fanning, Nathan LoCascio

**VOL. XIX; NO. 19**

**GREEN BAY (5-6) VS. TAMPA BAY (4-7)**  
Sunday, Dec. 3 • Lambeau Field • 12 p.m. CST

**REGULAR-SEASON WEEK 13**

## PACKERS RETURN TO GREEN BAY TO PLAY BUCCANEERS

The Green Bay Packers will host the Tampa Bay Buccaneers at Lambeau Field on Sunday. It begins a stretch of facing four teams from the NFC in the final five regular season games.

- ▶ The Packers are 31-21-1 against the former divisional foe in the regular season and 1-0 in the postseason.
- ▶ From 1977-2001, Green Bay and Tampa Bay were in the NFC Central, playing multiple times a season each year except for in 1977 and 1987 when they faced each other once and they did not play during the strike-shortened season of 1982.
- ▶ Green Bay has won both of the past two meetings, including the last game at Lambeau, a 35-26 win in 2011.
- ▶ Including the postseason, the Packers are 19-7 at home against the Buccaneers.
- ▶ Dating back to 1990, Green Bay is 14-1 at home versus Tampa Bay (including playoffs).
- ▶ Each of the last six home contests against the Buccaneers have been decided by single digits, including four by three or fewer points.
- ▶ It is Tampa Bay's first December trip to Lambeau since 2000, a 17-14 overtime victory by Green Bay on December 24.
- ▶ The Packers have registered a takeaway in 10 of 11 games this season, including each of the last nine.
- ▶ Green Bay is **tied for No. 1 in the NFL** in games with at least one takeaway this season.
- ▶ Green Bay has won the turnover battle in six of the last eight games, recording a turnover margin of plus-seven over that span.
- ▶ Next week, the Packers start a run of three road games in the next four weeks with a trip to Cleveland. It is the first time since 2009 that Green Bay will finish the regular season with three of the final four games taking place on the road.



## GREEN BAY IN DECEMBER

Dating back to 2014, Green Bay has won 10 of the 12 games it has played in December, including four in a row. The Packers' 10 December wins since 2014 and .833 winning percentage both rank **No. 2 in the NFL** over that span behind the Pittsburgh Steelers (11-1, .917).

- ▶ Green Bay joined New England and Pittsburgh as the only teams in the NFL to go 4-0 in December last season.
- ▶ The Packers averaged 31.8 points per game in December 2016, ranking **No. 3 in the NFL** behind the Atlanta Falcons (36.0) and Arizona Cardinals (32.3).
- ▶ Green Bay ranked **No. 3 in the NFL** in point differential (plus-52) last December (Atlanta, plus-72 / New England, plus-74).
- ▶ Under Head Coach **Mike McCarthy**, the Packers are 33-13 (.717) in the month of December, **No. 2 in the NFL** behind New England, 41-7 (.854).
- ▶ Green Bay is 21-3 (.875) at home in the month of December under McCarthy, **tied for No. 1 in the NFL** (New England) since 2006.

- ▶ Nine times in the first 11 seasons under McCarthy (2006-16), including each of the last six, Green Bay won three-plus games and lost one or less in the month of December.

## WITH THE CALL

FOX Sports, now in its 24th season as an NFL network television partner, will broadcast the game.



- ▶ Play-by-play man **Tim Brando** joins analyst **Greg Jennings** and sideline reporter **Jennifer Hale**.
- ▶ Milwaukee's WTMJ (620 AM), airing Green Bay games since November 1929, heads up the Packers Radio Network that is made up of 50 stations in five states. **Wayne Larrivee** (play-by-play) and two-time Packers Pro Bowler **Larry McCarren** (analyst) call the action. McCarren first joined the team's broadcasts in 1995 and enters his 23rd season calling Packers games. After originally being paired together in 1999, McCarren and Larrivee enter their 19th season of broadcasts together.
- ▶ Westwood One Sports will air the game on radio across the country. **John Sadak** (play-by-play) and **Ross Tucker** (analyst) will call the action, with **Scott Graham** hosting the pregame and halftime shows.
- ▶ The broadcast is also available on Sirius Satellite Radio (WTMJ feed).
- ▶ DIRECTV subscribers can watch the game on Channel 713.

## REGULAR SEASON

Date	Opponent	Time (CT)	TV
Sun., Sept. 10	SEATTLE SEAHAWKS	.W, 17-9	78,381
Sun., Sept. 17	at Atlanta Falcons	L, 23-34	70,826
Sun., Sept. 24	CINCINNATI BENGALS (Gold Pkg.)	.W, 27-24	78,323
Thu., Sept. 28	CHICAGO BEARS	.W, 35-14	78,362
Sun., Oct. 8	at Dallas Cowboys	.W, 35-31	93,329
Sun., Oct. 15	at Minnesota Vikings	L, 10-23	66,848
Sun., Oct. 22	NEW ORLEANS SAINTS	L, 17-26	78,380
Sun., Oct. 29	BYE		
Mon., Nov. 6	DETROIT LIONS (Gold Pkg.)	L, 17-30	77,575
Sun., Nov. 12	at Chicago Bears	.W, 23-16	61,285
Sun., Nov. 19	BALTIMORE RAVENS	L, 0-23	77,945
Sun., Nov. 26	at Pittsburgh Steelers	L, 28-31	62,147
Sun., Dec. 3	TAMPA BAY BUCCANEERS	12 p.m.	FOX
Sun., Dec. 10	at Cleveland Browns	12 p.m.	FOX
Sun., Dec. 17	at Carolina Panthers	*12 p.m.	FOX
Sat., Dec. 23	MINNESOTA VIKINGS	7:30 p.m.	NBC
Sun., Dec. 31	at Detroit Lions	*12 p.m.	FOX

\*—Start time and broadcast may shift due to NFL flexible scheduling

## NFL POSTSEASON DATES

Jan. 6-7	..... AFC and NFC Wild Card Playoffs
Jan. 13-14	..... AFC and NFC Divisional Playoffs
Jan. 21	..... AFC and NFC Championship Games
Jan. 28	..... Pro Bowl, Camping World Stadium, Orlando, Fla.
Feb. 4	..... Super Bowl LII, U.S. Bank Stadium, Minneapolis





## PACKERS VS. BUCCANEERS - WEEK 13

### ODDS AND ENDS

- ▶ QB **Brett Hundley** is the only quarterback in the NFL this season to have three touchdown passes of 35-plus yards in a game (Week 12 at Pittsburgh) and is the first since Atlanta Falcons QB Matt Ryan vs. Carolina on Oct. 2, 2016.
- ▶ Hundley has registered a passer rating of 110-plus in two of the last three games (110.8 at Chicago and 134.3 at Pittsburgh). He is one of six NFL quarterbacks to register at least two games with a passer rating of 110-plus since Week 10.
- ▶ Dating back to 1960, Hundley joins **Aaron Rodgers** and Anthony Dilweg as the only Green Bay quarterbacks to register two games with a passer rating of 110-plus in their first five starts for the Packers.
- ▶ With 19 takeaways this season, Green Bay is **tied for No. 5 in the NFL**.
- ▶ The Packers rank **No. 4 in the NFL** in opponent fumbles recovered this season (10).
- ▶ Green Bay is **tied for No. 9 in the NFL** this season in points scored off of takeaways (51).
- ▶ CB **Damarious Randall** recorded an interception in three consecutive games (Weeks 5-7), the first Packer to do so since CB Casey Hayward in 2012 (Weeks 5-7). A fumble recovery vs. Detroit marked his fourth consecutive game with a turnover.
- ▶ Randall has four interceptions on the season, surpassing his career high set in 2015 and 2016. Randall joins Ace Loomis (1951-53), Bobby Dillon (1952-54), Val Joe Walker (1953-55), Ken Ellis (1970-72) and Tim Lewis (1983-85) as the only Packers (since 1940) with three-plus INTs in each of their first three seasons in the NFL.
- ▶ Randall is **tied for No. 3 in the NFL** with four interceptions.
- ▶ LB **Blake Martinez** has registered 12-plus tackles in six games this season (12 vs. Cincinnati, 13 at Dallas, 14 at Minnesota, 15 vs. New Orleans, 12 vs. Detroit, career-high 17 at Pittsburgh). Martinez also recorded an interception and recovered a fumble in Week 12 against the Steelers.
- ▶ CB **Davon House** registered the third sack of his career in Week 10 at Chicago while also recording a career-high nine tackles (eight solo).
- ▶ The Packers rank **No. 4 in the NFL** in penalty yards this season:

Team	Penalty Yards
1. Carolina	455
2. Washington	490
3. Tampa Bay	516
<b>4. Green Bay</b>	<b>547</b>
5. Baltimore	560

- ▶ Green Bay ranks **No. 6 in the NFL** in fewest penalties accepted (66).
- ▶ The Packers have been penalized 15 times in the past four games, the fewest among teams with four games over that span.
- ▶ The Packers held their opponent to less than 65 yards rushing in three straight games (Weeks 9-11). It marked just the sixth time since the 1970 AFL-NFL merger that Green Bay limited its opponent to less than 65 rushing yards in at least three consecutive games.
- ▶ Green Bay registered five sacks at Chicago in Week 10, the most by the Packers in a single regular-season game since accumulating six at Minnesota on Nov. 22, 2015.
- ▶ In Week 9, Green Bay held Detroit to 64 yards on 33 carries (1.9 avg.), marking just the fourth time since the merger that the Packers allowed 65 or fewer rushing yards on 30-plus attempts by an opponent: 11/5/78, at Philadelphia, 30-51 (1.7 avg.) / 10/22/78, at Minnesota, 32-60 (1.9 avg.) / 10/5/09, at Minnesota, 30-63 (2.1 avg.).

### STATS OF THE WEEK

- ▶ RB **Jamaal Williams** totaled 66 yards rushing and a touchdown on 21 carries (3.1 avg.) while hauling in four receptions for 69 yards, including a 54-yard touchdown at Pittsburgh in Week 12.
- ▶ According to the Elias Sports Bureau, Williams joins RB Travis Williams (Dec. 17, 1967, vs. Pittsburgh) as the only Green Bay rookies to record 65-plus rushing yards and a touchdown and 65-plus receiving yards and a touchdown in a game.
- ▶ Williams became the first Packers rookie running back to register a touchdown reception of 50-plus yards since FB Jessie Clark recorded a 75-yard touchdown reception vs. Tampa Bay on Oct. 2, 1983.
- ▶ Since Week 10, Williams has 304 yards from scrimmage, ranking **No. 3 among rookie running backs** over that span and **No. 6 among all running backs**.
- ▶ Williams' 114 receiving yards rank **No. 6 among running backs** since Week 10.

### MANY PLAYS

The Green Bay Packers have used long drives to score points this season, ranking in the top 10 of the league in a few categories involving drives of 10-plus plays:

Team	TDs On 10-Play Drives
1. Denver	11
2. Dallas	9
<b>3t. Green Bay</b>	<b>8</b>
3t. Houston	8
3t. San Francisco	8
6t. Five teams	7

- ▶ The Packers have scored 75 points on 10-play drives this season, ranking **No. 9 in the NFL**.
- ▶ Green Bay is **tied for No. 6 in the NFL** in 10-play touchdown efficiency (40.0 pct.) this season.
- ▶ Green Bay ranks **No. 4 in the league** for the average number of yards per scoring drive (62.1).
- ▶ In the previous nine seasons (2008-16), the Packers ranked in the top 10 in touchdowns on 10-play drives six times:

Year	TDs On 10-Play Drives	Rank
2016	15	3t
2015	13	6t
2014	11	13t
2013	10	16t
2012	14	5t
2011	15	2t
2010	10	7t
2009	7	16t
2008	14	5t

Two years after he co-founded the Packers with Curly Lambeau, George Calhoun began writing a piece called The Dope Sheet, which served as the official press release from 1921-24.





## PACKERS VS. BUCCANEERS - WEEK 13

### HOME SWEET HOME

Green Bay has a long tradition of playing well at Lambeau Field.

- Since the start of 2014, Green Bay is **tied for No. 4 in the NFL** in winning percentage at home during the regular season:

Team	Record At Home (Since 2014)	Pct.
1. New England	24-6	.800
2t. Pittsburgh	22-7	.759
2t. Seattle	22-7	.759
<b>4t. Green Bay</b>	<b>22-8</b>	<b>.733</b>
4t. Denver	22-8	.733
6. Kansas City	21-8	.724

- Green Bay finished with a record of .500 or better at home in 10 of the first 11 seasons under Head Coach **Mike McCarthy**.

Season	Home Record
2017	3-3
2016	6-2
2015	5-3
2014	8-0
2013	4-3-1
2012	7-1
2011	8-0
2010	7-1
2009	6-2
2008	4-4
2007	7-1
2006	3-5

- Under McCarthy, Green Bay is 68-25-1 at home during the regular season. The Packers' .729 winning percentage ranks **No. 3 in the NFL** over that span:

Team	Record At Home (Since 2006)	Pct.
1. New England	79-15	.839
2. Pittsburgh	68-25	.731
<b>3. Green Bay</b>	<b>68-25-1</b>	<b>.729</b>
4. Baltimore	67-25	.728
5. Seattle	64-29	.688
6. Indianapolis	64-30	.681

- Dating back to 2014, the Packers are 6-0 at home in the month of December. Under McCarthy, Green Bay has finished the December home slate undefeated eight times, suffering only one loss in the other three seasons (2006, 2008, 2013).

- Green Bay's victory in Week 4 vs. Chicago was the 220th at Lambeau Field, the most home wins by any franchise at one stadium in NFL history.

- The Packers rank **No. 3 in the NFL** in point differential at home since the start of the 2014 season (according to pro-football-reference.com):

Team	Point Differential At Home (Since 2014)
1. New England	plus-358
2. Seattle	plus-259
<b>3. Green Bay</b>	<b>plus-251</b>
4. Pittsburgh	plus-246
5. Philadelphia	plus-233

- In 2014, Green Bay's plus-155 point differential at home was the highest in franchise history (dating back to 1940), eclipsing the plus-151 in 1996.

- Dating back to 2014, Green Bay ranks **No. 1 in the NFL** in first-quarter scoring margin (plus-173) at home (according to pro-football-reference.com). The Packers are plus-14 in first-quarter scoring margin at home this season, **tied for No. 5 in the NFL**.

Team	First-Quarter Scoring Margin At Home (2017)
1. Philadelphia	plus-42
2. Chicago	plus-23
3t. Jacksonville	plus-16
3t. Tampa Bay	plus-16
<b>5t. Green Bay</b>	<b>plus-14</b>
5t. Arizona	plus-14
5t. Denver	plus-14
5t. New York Jets	plus-14

- Under McCarthy, Green Bay has scored 30-plus points at home during the regular season 40 times, winning 38 of those contests. The Packers' rank **No. 3 in the league** in home games with 30-plus points since 2006:

Team	30-Plus Point Home Games (Since 2006)
1. New England	49
2. New Orleans	47
<b>3. Green Bay</b>	<b>40</b>
4. Dallas	38
5. L.A. Chargers	36

- WR **Jordy Nelson** has recorded at least one touchdown catch in 16 of the last 22 games he has played in at Lambeau Field, totaling 23 touchdown receptions over that span.

- Over his career, Nelson has registered at least one touchdown reception in 30 games at Lambeau Field. The Packers are 28-2 in those contests.

- Nelson has recorded five touchdown receptions in six home games this season.

- Dating back to the 2016 season, Nelson has 14 receiving touchdowns in 13 home games, ranking **No. 1 in the NFL**. WR **Davante Adams** is **tied for No. 7 in the NFL** over that span with eight receiving touchdowns at home:

Player	TD Receptions At Home (Since 2016)
<b>1. Jordy Nelson, GB</b>	<b>14</b>
2. Antonio Brown, PIT	12
3. DeAndre Hopkins, HOU	10
4t. Brandin Cooks, NO/NE	9
4t. Michael Crabtree, OAK	9
4t. Jimmy Graham, SEA	9
<b>7t. Davante Adams, GB</b>	<b>8</b>
7t. Odell Beckham Jr., NYG	8
7t. Mike Evans, TB	8



## PACKERS VS. BUCCANEERS - WEEK 13

### IN THE CONFERENCE

The Packers have established themselves as one of the best teams in the NFC.

- ▶ Green Bay has won nine of its last 13 regular-season games against NFC opponents.
- ▶ Under Head Coach **Mike McCarthy**, Green Bay tallied a winning record against NFC opponents in 10 of his first 11 seasons (2006-16):

Season	Record Against NFC Teams
2017	4-4
2016	8-4
2015	7-5
2014	9-3
2013	6-5-1
2012	8-4
2011	12-0
2010	8-4
2009	9-3
2008	5-7
2007	9-3
2006	7-5

- ▶ Dating back to 2006, Green Bay ranks **No. 1 in the NFC** in intra-conference games:

Team	NFC vs. NFC Winning Pct.
1. Green Bay	.661 (92-47-1)
2. New Orleans	.600 (84-56)
3. Seattle	.575 (80-59-1)
4. Dallas	.557 (78-62)
5. Atlanta	.554 (77-62)
6. Philadelphia	.550 (77-63)
7. Carolina	.532 (74-65)

- ▶ The Packers rank **No. 1 in the NFC** in point differential in intra-conference games since 2006:

Team	Point Differential vs. NFC Teams (Since 2006)
1. Green Bay	plus-739
2. New Orleans	plus-597
3. Seattle	plus-486
4. Philadelphia	plus-452
5. Dallas	plus-193

- ▶ Green Bay ranks **No. 2 in the NFC** and **No. 3 in the NFL** in points per game against NFC opponents since 2008:

Team	Points Per Game Vs. NFC
1. New England	28.9
2. New Orleans	28.0
3. Green Bay	27.0
4. Denver	26.2
5. Cincinnati	25.8
6. Philadelphia	25.6

- ▶ The Packers have scored 20-plus points in four games against NFC opponents this season, winning three of those contests.

- ▶ Dating back to 2008 when he entered the NFL, WR **Jordy Nelson** (51) ranks **No. 2 among active players** in touchdown receptions against NFC opponents:

Player	TD Receptions Against NFC Teams (Since 2008)
1. Larry Fitzgerald, ARI	56
2. <b>Jordy Nelson, GB</b>	<b>51</b>
3. Dez Bryant, DAL	47
4. Jimmy Graham, NO/SEA	44
5. Vernon Davis, SF/DEN/WAS	41

- ▶ Dating back to 1970, Nelson ranks No. 2 among Packers in touchdown receptions against NFC teams:

Packers Player	TD Receptions Against NFC Teams (Since 1970)
1. Sterling Sharpe, 1988-94	53
2. <b>Jordy Nelson, 2008-14, 2016-pres.</b>	<b>51</b>
3. Donald Driver, 1999-2012	42
4. Greg Jennings, 2006-12	41
5. Antonio Freeman, 1995-2001, 2003	37

- ▶ Nelson ranks in the top five among Green Bay players in receptions and receiving yards against NFC opponents since 1970:

Packers Player	Receptions Against NFC Teams (Since 1970)
1. Donald Driver, 1999-2012	556
2. Sterling Sharpe, 1988-94	479
3. James Lofton, 1978-86	404
4. <b>Jordy Nelson, 2008-14, 2016-pres.</b>	<b>394</b>
5. Greg Jennings, 2006-12	333

Packers Player	Receiving Yards Against NFC Teams (Since 1970)
1. Donald Driver, 1999-2012	7,380
2. James Lofton, 1978-86	7,211
3. Sterling Sharpe, 1988-94	6,614
4. <b>Jordy Nelson, 2008-14, 2016-pres.</b>	<b>5,793</b>
5. Greg Jennings, 2006-12	5,058

- ▶ While LB **Clay Matthews** passed DE Kabeer Gbaja-Biamila for the franchise sack record earliest this season, his 56 career sacks against NFC teams trails Gbaja-Biamila (56.5) for the most by a Green Bay player since 1982.

- ▶ WR **Davante Adams** is tied for **No. 3 in the NFL** with six receiving touchdowns against NFC teams this season.

- ▶ CB **Damarious Randall** is tied for the league lead with three interceptions against NFC teams this season.

- ▶ LB **Nick Perry** has seven sacks this season against NFC teams, tied for **No. 6 in the NFL**.



## PACKERS VS. BUCCANEERS - WEEK 13

### AT THE HELM

Having led Green Bay to the playoffs in nine of his first 11 seasons as head coach, **Mike McCarthy** is joined by Vince Lombardi and Mike Holmgren as the only coaches to guide the Packers to a Super Bowl win with a victory over Pittsburgh in Super Bowl XLV.

- ▶ McCarthy guided the Packers to a franchise-record fourth consecutive division title in 2014. In his 11 seasons, he has won six division titles, tying Lombardi for the second most in franchise history.
- ▶ With a win at Tampa Bay in Week 16 of the 2014 season, McCarthy passed Lombardi for the No. 2 spot in team history as far as overall victories:

Coach	Overall Wins
1. Curly Lambeau, 1921-49	212
<b>2. Mike McCarthy, 2006-17</b>	<b>129</b>
3. Vince Lombardi, 1959-67	98
4. Mike Holmgren, 1992-98	84

- ▶ The 129 overall wins are the most in the NFC and the second most in the NFL since 2006 (New England, 160).
- ▶ In Week 6, McCarthy recorded his 200th career game as a head coach (including the postseason). Having compiled 128 victories, he tied Bud Grant and Chuck Noll for the **sixth-most wins by a head coach** through 200 games: Don Shula, 149 / Joe Gibbs, 138 / George Halas, 134 / Tony Dungy, 130 / Curly Lambeau, 130.
- ▶ McCarthy reached 100 career wins (including playoffs) in just his 155th game. He was the fastest to reach 100 wins in the NFL since George Seifert in 1996 (132 games).
- ▶ McCarthy's 114 regular-season wins in his first 11 years as a head coach (2006-16) are **tied for No. 3 in NFL history**:

Coach	Wins In First 11 Regular Seasons (2006-16)
1. Don Shula, BAL/MIA	117
2. Joe Gibbs, WAS	115
<b>3t. Mike McCarthy, GB</b>	<b>114</b>
3t. Tony Dungy, TB/IND	114
3t. George Seifert, SF/CAR	114

- ▶ McCarthy recorded his third regular season with 12-plus wins in 2014 (2007, 2011), passing Lambeau (1929, 1931), Lombardi (1962, 1966), Holmgren (1996-97) and Mike Sherman (2001-02) for the most by a coach in franchise history.
- ▶ McCarthy has guided the Packers to five seasons with 11-plus wins (2007, 2009, 2011-12, 2014), passing Lombardi (1961-63, 1966) and Holmgren (1995-98) for the **most by a coach in franchise history**.
- ▶ McCarthy's eight regular seasons with 10-plus wins are a **franchise record** (since 1921). Among current NFL head coaches, only Bill Belichick (16) and Andy Reid (11) have more 10-plus-win seasons.
- ▶ McCarthy is the **only coach in franchise history** to post three or more consecutive 10-win seasons twice in his career (2009-12, 2014-16).
- ▶ McCarthy joined Pittsburgh's Bill Cowher (2005) as the only Super Bowl-winning coaches to lead their respective teams to three road wins as the No. 6 seed in the postseason en route to a world title.
- ▶ Including playoffs, McCarthy has a 129-75-1 record since taking over as head coach in 2006, a .632 winning percentage that ranks **No. 3 among current NFL head coaches** (minimum 100 games):

Coach	Winning Pct.
1. Bill Belichick, CLE/NE	.684 (273-126)
2. Mike Tomlin, PIT	.649 (120-65)
<b>3. Mike McCarthy, GB</b>	<b>.632 (129-75-1)</b>

- ▶ McCarthy has coached in 205 games (including playoffs), **No. 2 in team history** behind Lambeau (339 from 1921-49).

- ▶ In the Week 6 victory over the San Diego Chargers in 2015, McCarthy earned the 100th regular-season win of his career in just his 150th game, making him the **seventh-fastest coach in NFL history and the fastest current NFL coach** to reach the 100-win plateau:

Coach (Current)	Games Needed For 100 Regular-Season Wins
<b>1. Mike McCarthy, GB</b>	<b>150</b>
2. Andy Reid, PHI/KC	164
3. Bill Belichick, CLE/NE	177
4. John Fox, CAR/DEN	182

- ▶ Since McCarthy took over in 2006, the Packers rank **No. 3 in the NFL** in regular-season winning percentage:

Team	Winning Pct.
1. New England	.786 (147-40)
2. Pittsburgh	.642 (120-67)
<b>3. Green Bay</b>	<b>.639 (119-67-1)</b>

- ▶ Green Bay's seven 10-win regular seasons since 2009 are **No. 2 in the NFL**:

Team	10-Win Regular Seasons (Since 2009)
1. New England	8
<b>2. Green Bay</b>	<b>7</b>
3t. Cin./Ind./Phi./Pit.	5

### WINNING WAYS

- ▶ The Packers are the only NFC team and one of two teams in the league (New England) to make the playoffs each of the past eight seasons (2009-16). Those eight appearances are more than the rest of the NFC North Division combined during that span (Minnesota-three / Detroit-three / Chicago-one).
- ▶ McCarthy became just the **fourth head coach in NFL history** to lead a single franchise to eight-plus consecutive playoff appearances:

Coach	Years
Tom Landry, DAL	1966-73 and 1975-83
Chuck Noll, PIT	1972-79
<b>Mike McCarthy, GB</b>	<b>2009-16</b>
Bill Belichick, NE	2009-16

- ▶ There are seven teams in the NFL with five-plus playoff appearances from 2009-16, with only two in the NFC (New England and **Green Bay, eight** / Cincinnati and Seattle, six / Baltimore, Denver, Indianapolis, five).
- ▶ With the victory over Dallas in the 2016 playoffs, McCarthy has led the Packers to 10 wins in the postseason, passing Vince Lombardi and Mike Holmgren for the **most in team history**:

Coach	Postseason Wins
<b>1. Mike McCarthy, 2006-16</b>	<b>10</b>
2t. Vince Lombardi, 1959-67	9
2t. Mike Holmgren, 1992-98	9

- ▶ The 10 postseason wins since 2007 are **tied for No. 2 in the NFL** with Baltimore and Seattle (New England, 13). The rest of the NFC North has combined for two postseason wins over the last 10 seasons (Minnesota and Chicago).



## THE DOPE ON THIS WEEK'S OPPONENT:

### Packers at Buccaneers:

**All-time, regular season:**  
31-21-1

**All-time, postseason:**  
1-0

**All-time, at Lambeau Field:**  
16-5

**Streaks:** Green Bay has won the last two matchups.

**Last meeting, regular season:**

Dec. 21, 2014, at Raymond James Stadium; Packers won, 20-3.



## COACHES CAPSULES

**Mike McCarthy:** 129-75-1, .632 (incl. 10-8 postseason); 9th NFL season

**Dirk Koetter:** 13-14, .481 (incl. 0-0 postseason); 2nd NFL season

**Head to Head:** 0-0

**vs. Opponent:** McCarthy 2-2 vs. Buccaneers; Koetter 0-0 vs. Packers

**MIKE MCCARTHY**...Is in his 12th year as the Packers' 14th head coach.

- ▶ Led the Packers to their eighth consecutive playoff appearance last season, tied for the third-longest streak in NFL history. Has also led the team to nine playoff appearances in the last 10 years (2007, 2009-16).
- ▶ Ranks second in franchise history in total victories, trailing only Curly Lambeau.
- ▶ Guided the Packers to top-10 finishes in scoring in eight straight seasons (2007-14), joining the Patriots as the only other team to accomplish the feat over that time; Packers finished first overall in scoring in 2014.
- ▶ Reached the 100-win plateau faster than any active NFL head coach, needing just 155 games.
- ▶ Joined Vince Lombardi and Mike Holmgren as the only coaches to guide the Packers to a Super Bowl title with a win over Pittsburgh in Super Bowl XLV.

**DIRK KOETTER**...Is in his second year as the Buccaneers' 11th head coach.

- ▶ Koetter led Tampa Bay to nine wins in his first season, the club's most victories since 2010.
- ▶ In Koetter's first season, he helped to develop Jameis Winston, a year in which the quarterback set franchise records in yards and touchdowns.
- ▶ Prior to joining Tampa Bay, Koetter was the Buccaneers' offensive coordinator in 2015 with previous roles as offensive coordinator in Jacksonville and Atlanta, beginning in 2007.
- ▶ A college head coach for nearly 10 seasons, Koetter's first head-coaching job was at Boise State, followed by six seasons at Arizona State.

## THE PACKERS-BUCCANEERS SERIES

- ▶ Sunday marks the 55th overall meeting between these former NFC Central rivals. They launched the series in 1977, when the expansion Bucs moved to the Packers' division after an inaugural 1976 campaign in the AFC West.
- ▶ Including a 1997 playoff win, the Packers have a 32-21-1 edge. Since the Bucs shifted to the NFC South before the 2002 season, Tampa has won four of the last seven, with Green Bay winning two straight.
- ▶ From the second meeting in 1992 through the first meeting in 1998, the Packers won 12 of 13 contests. The Bucs' lone win in that stretch came in overtime (Dec. 10, 1995).

## NOTABLE CONNECTIONS

Packers assistant head coach/LBs Winston Moss was drafted by the Buccaneers in the second round of the 1987 NFL Draft and played four seasons in Tampa Bay...Packers senior personnel executive Alonzo Highsmith played for the Buccaneers for the final two seasons of his NFL career...Both Moss and Highsmith are from Miami and played at the University of Miami...Packers quarterbacks coach Alex Van Pelt served in the same position with the Bucs from 2010-11...Packers with ties to Florida include WR Geronimo Allison (Riverview), S Ha Ha Clinton-Dix (Orlando), G Justin McCray (Miami and Central Florida), CB Damarious Randall (Pensacola), P Justin Vogel (Tampa and the University of Miami) and director of football operations Eliot Wolf (University of Miami)...Packers offensive coordinator Edgar Bennett played fullback at Florida State and was inducted into the Florida State Hall of Fame...Packers special teams coordinator Ron Zook was an assistant coach at the University of Florida from 1991-95 and the head coach from 2002-04...Green Bay TE's coach Brian Angelichio held the same title in Tampa Bay from 2012-13...Buccaneers C Evan Smith played for the Packers from 2009-2013...Tampa Bay TE's coach Ben Steele played for Green Bay from 2004-05...Buccaneers LB's coach Mark Duffner held the same title with the Packers from 2003-05...Tampa Bay defensive line coach Jay Hayes coached on the University of Wisconsin staff from 1995-98...Hayes was a special teams coach with the Steelers while Packers assistant special teams coach Jason Simmons played for Pittsburgh...Hayes would go on to be the DL coach of the Bengals while Packers LB Ahmad Brooks played in Cincinnati...Packers head coach Mike McCarthy was the offensive coordinator for the 49ers while Bucs offensive line coach George Warhop worked in the same position...Buccaneers P Bryan Anger and Packers CB Davon House were teammates with the Jaguars in 2015...Packers defensive quality control coach Tim McGarigle and Buccaneers QB Ryan Fitzpatrick teamed together with the St. Louis Rams in 2006...The following year, Fitzpatrick would go on to play for Cincinnati, where he was a teammate of Brooks...After his time with the Bengals, Fitzpatrick would play for the Bills where Van Pelt was his offensive coordinator in 2009...Additionally, Tampa Bay LS Garrison Sanborn was on the Buffalo roster in 2009 while Van Pelt was on the coaching staff...Green Bay secondary – cornerbacks coach Joe Whitt Jr. was Tampa Bay CB Brent Grimes' assistant position coach in Atlanta in 2007...Bucs LB Cameron Lynch and Packers TE Lance Kendricks played together with the St. Louis Rams in 2015...Packers G Jahri Evans and Buccaneers DE Darryl Tapp were on the same Saints roster in 2016...Packers DL coach Mike Trgovac and Buccaneers offensive coordinator/WR coach Todd Monken were on the same Notre Dame staff in 1992...Zook was the defensive backs coach at Ohio State while Bucs strength and conditioning coach Dave Kennedy was the Buckeyes' head strength coach...Kennedy would go on to hold the same title at the University of Pittsburgh while Packers WR's coach Luke Getsy and ILBs coach Scott McCurley were playing for the Panthers...Warhop played at the University of Cincinnati while Zook was the Bearcats' defensive coordinator from 1981-82...Packers secondary – safeties coach Darren Perry got his start in coaching in 2002 as the safeties coach under Duffner when he was the Bengals' defensive coordinator...Green Bay defensive coordinator Dom Capers held the same title in Jacksonville while Tampa assistant DL coach Paul Spicer played for the Jaguars...Capers would then be named head coach of the Houston Texans and Tampa secondary coach Jon Hoke was Capers' defensive backs coach from 2002-05...Hoke was also Simmons' position coach for four seasons in Houston...Prior to his time in Houston, Capers was Tampa defensive backs coach Brett Maxie's position coach with the New Orleans Saints...Maxie also teamed with Packers OL coach James Campen for two seasons in New Orleans...Maxie would go on to play for the Carolina Panthers from 1995-96, where Capers was his head coach...Maxie got his start in coaching as a quality control & DBs coach on Capers' staff in Carolina in 1998...Maxie would again work on Capers' staff in 2007 with the Dolphins...Steele was a graduate assistant at Colorado during Packers T David Bakhtiari's freshman season with the Buffaloes...Former college teammates include: Clinton-Dix and Buccaneers TE O.J. Howard (Alabama), Anger and Packers TE Richard Rodgers (California), McCray and Buccaneers CB Josh Robinson (Central Florida), Green Bay FB Aaron Ripkowski and Tampa LB Devante Boyd (Oklahoma), Buccaneers OL Caleb Benenoch, Packers DT Kenny Clark and QB Brett Hundley (UCLA) and Packers G/T Adam Pankey, Buccaneers DE Will Clarke and RB Charles Sims (West Virginia).

## LAST MEETING REGULAR SEASON

Dec. 21, 2014, at Raymond James Stadium; Packers won, 20-3.

- ▶ Packers RB Eddie Lacy opened the scoring with a 44-yard run in the final minute of the first quarter.
- ▶ QB Aaron Rodgers completed 77.5 percent of his passes for 318 yards and a touchdown pass to WR Jordy Nelson in the fourth quarter.
- ▶ The Green Bay defense sacked QB Josh McCown seven times and intercepted him once on the afternoon.



## PACKERS VS. BUCCANEERS - WEEK 13

### GROUP EFFORT

The Packers have a history of relying on many receivers over the years and that has continued.

- ▶ So far this season, 13 different players have recorded a reception, including eight players with 10-plus receptions and 140-plus yards.
- ▶ Green Bay is one of seven teams to have three players with 35-plus receptions and 390-plus receiving yards and is the only team where all three of those players are wide receivers.
- ▶ In Week 12, Green Bay had three players record a touchdown reception over 35 yards (WR **Davante Adams**, 55 / RB **Jamaal Williams**, 54 / WR **Randall Cobb**, 39)
- ▶ Adams leads the Packers with 55 receptions, 702 receiving yards and seven receiving touchdowns.
- ▶ It is the third consecutive season Adams has reached 50 catches (50 in 2015 and 75 in 2016).
- ▶ Adams and Steelers WR Antonio Brown are the only players in the NFL to have registered 55-plus receptions and seven-plus touchdowns last season and this season.
- ▶ For the first time in his career, Adams registered a receiving touchdown in three consecutive regular-season games (Games 4-6). Adams totaled five receiving touchdowns over that span.
- ▶ Adams is tied for No. 5 in the NFL in receiving touchdowns this season:

Player	Receiving TDs
1. DeAndre Hopkins, HOU	9
2t. Antonio Brown, PIT	8
2t. Jimmy Graham, SEA	8
2t. Marvin Jones Jr., DET	8
<b>5t. Davante Adams</b> , five others	<b>7</b>

- ▶ Nelson and Adams both rank at the top of league in receiving touchdowns since the start of the 2016 season:

Player	Receiving TDs (Since 2016)
<b>1t. Jordy Nelson, GB</b>	<b>20</b>
1t. Antonio Brown, PIT	20
<b>3. Davante Adams, GB</b>	<b>19</b>

- ▶ Nelson and Adams both rank at the top of the NFL in games with multiple receiving touchdowns since 2016:

Player	Games With Two-Plus Receiving TDs (Since 2016)
<b>1t. Jordy Nelson, GB</b>	<b>5</b>
1t. Antonio Brown, PIT	5
<b>3t. Davante Adams, GB</b>	<b>4</b>
3t. Odell Beckham Jr., NYG	4

- ▶ Adams recorded a season-high 126 yards (third highest of his career) on eight receptions (15.8 avg.) in Week 11.
- ▶ Adams leads the team and is **tied for No. 8 in the NFL** with four games of seven-plus receptions this season, a career high.
- ▶ Nelson registered two touchdowns in both Weeks 3-4, marking the third time in his career (Weeks 10-11, 16-17 in 2011) that he posted back-to-back games with two-plus TD receptions.
- ▶ Nelson has registered 15 games with two-plus TD catches since 2011, **No. 1 in the league** among active players over that span. The Packers have a 15-0 record in those contests.

Player	Games With Two-Plus Receiving TDs (Since 2011)
<b>1. Jordy Nelson, GB</b>	<b>15</b>
2t. Antonio Brown, PIT	14
2t. Dez Bryant, DAL	14
2t. Jimmy Graham, NO/SEA	14

- ▶ WR **Geronimo Allison** recorded a career-high 122 receiving yards on six receptions (20.3 avg.) in Week 3 vs. Cincinnati, including a career-long 72-yard reception in overtime to set up a 27-yard game-winning field goal by K **Mason Crosby**.
- ▶ TE **Lance Kendricks** scored on a 1-yard reception in the first quarter of the Week 3 win over Cincinnati, his first TD catch as a Packer. He also recorded a 51-yard reception against the Bengals, the second-longest catch of his career (80 yards at Tampa Bay, Dec. 23, 2012).
- ▶ In Week 2, RB **Ty Montgomery** hauled in six receptions for 75 yards (12.5 avg.) and a TD to go with 10 carries for 35 yards (3.5 avg.) and TD, becoming the first Packer to have a rushing TD, receiving TD and 75-plus receiving yards in the same games since Dorsey Levens at Indianapolis on Nov. 16, 1997 (two rushing TDs, one receiving TD, 92 receiving yards).

### NELSON MAKES HISTORY

- ▶ WR **Jordy Nelson** ranks in the top five in franchise history in receptions, receiving yards and receiving touchdowns:

Packers Player	Receptions
1. Donald Driver, 1999-2012	743
2. Sterling Sharpe, 1988-94	595
<b>3. Jordy Nelson, 2008-14, 2016-present</b>	<b>535</b>
4. James Lofton, 1978-86	530

Packers Player	Receiving Yards
1. Donald Driver, 1999-2012	10,137
2. James Lofton, 1978-86	9,656
3. Sterling Sharpe, 1988-94	8,134
4. Don Hutson, 1935-45	7,991
<b>5. Jordy Nelson, 2008-14, 2016-present</b>	<b>7,759</b>

Packers Player	Receiving TDs
1. Don Hutson, 1935-45	99
<b>2. Jordy Nelson, 2008-14, 2016-present</b>	<b>69</b>

- ▶ For the second straight season, Nelson had five TD catches through the first four games (2016-17). He joined Don Hutson (1944-45) as the only players in franchise history to have five-plus TD catches in the first four games in back-to-back seasons.
- ▶ QB **Aaron Rodgers** and Nelson have connected for 65 touchdowns, **the most by a duo in team history** (Brett Favre and Antonio Freeman, 57).
- ▶ In 2016, Nelson joined WR Sterling Sharpe as the **only players in team history** to record two seasons with 95-plus catches.
- ▶ In 2016, Nelson registered the fourth 1,200-yard (1,257) receiving season of his career, tying James Lofton for the **best mark in team history**.
- ▶ It was the third time in Nelson's career that he recorded 10-plus receiving TDs in a season (2011 and 2014). He joined Sharpe (four) and Hutson (three) as the **only players in franchise history to post 10-plus TD catches in three or more seasons**.
- ▶ Nelson is the **first player in franchise history to record 13-plus receiving touchdowns in three different seasons** (2011, 2014, 2016). His three seasons of 13-plus TD receptions tie Pro Football Hall of Famers Lance Alworth, Cris Carter and Marvin Harrison for the fourth most in NFL history. Only Pro Football Hall of Famer Jerry Rice (eight), Terrell Owens (seven) and Randy Moss (six) have more such seasons in NFL history.
- ▶ With at least one touchdown reception in 11 games last season, Nelson tied Sharpe (1992 and 1994) for the most games with at least one TD catch in a single season in franchise history.
- ▶ Nelson has 25 100-yard receiving games in his career, **passing Hutson (24) for No. 3 in team history**. He trails Sharpe (29) for the second most.



## PACKERS VS. BUCCANEERS - WEEK 13

### IN THE RED ZONE

- ▶ Green Bay ranks **No. 2 in the NFL** in red-zone percentage this season (21 TDs on 31 drives):

Team	Red-Zone Percentage (2017)
1. Philadelphia	71.8
<b>2. Green Bay</b>	<b>67.7</b>
3. Oakland	64.0
4. Dallas	61.5
5. New Orleans	60.5

- ▶ The Packers are **tied for No. 7 in the NFL** in red-zone touchdowns (21) this season.
- ▶ WR **Jordy Nelson** and **Davante Adams** are **tied for No. 4 in the NFL** in red-zone touchdown receptions this season:

Player	Red-Zone Rec. TDs (2017)
1. Jimmy Graham, SEA	8
2. Zach Ertz, PHI	7
3. Jarvis Landry, MIA	6
<b>4t. Jordy Nelson, GB,</b> <b>Davante Adams, GB, six others</b>	<b>5</b>

- ▶ Nelson **leads the NFL** and Adams is **tied for No. 2** in receiving touchdowns in the red zone since the start of the 2016 regular season:

Player	Red-Zone Rec. TDs (Since 2016)
<b>1. Jordy Nelson, GB</b>	<b>16</b>
<b>2t. Davante Adams, GB</b>	<b>12</b>
2t. Cameron Brate, TB	12
2t. Jimmy Graham, SEA	12
5t. Zach Ertz, PHI	10
5t. Mike Evans, TB	10

- ▶ Nelson's 11 red-zone touchdown receptions in 2016 were a career high and tied for the top mark by a Packer since STATS began recording in 1991 (James Jones, 2012; Sterling Sharpe, 1994).

### RIGHT FROM THE START

- ▶ The Packers rank **No. 1 in the NFL** with 44 points on opening drives:

Team	Points On Opening Possession (2017)
<b>1. Green Bay</b>	<b>44</b>
2t. Los Angeles Rams	40
2t. Washington	40
4. Philadelphia	38

- ▶ The Packers have finished in the top 10 in points scored on opening possessions in each season dating back to 2013:

Season	Points On Opening Poss.	Rank
2016	58	4
2015	37	9t
2014	48	2
2013	36	8t

- ▶ Since 2016, Green Bay has scored touchdowns on its first drive in 13 of 27 games (48.1 percent).

- ▶ The Packers are the only team with six touchdowns on opening drives this season.

Team	TDs On First Possession (2017)
<b>1. Green Bay</b>	<b>6</b>
2t. New England/Philadelphia	5

- ▶ Since 2013, the Packers rank near the top of the league in a few first-possession statistics:

Team	Points On First Possession (Since 2013)
<b>1. Green Bay</b>	<b>223</b>
2t. Atlanta	207
2t. New England	207

Team	TD Pct. On First Possession (Since 2013)
<b>1t. Green Bay</b>	<b>34.7</b>
1t. New England	34.7
3. Los Angeles Chargers	33.3

### GRINDING GROUND GAME

Due to injuries, the Packers have used multiple backs in a ground attack that has improved as the season has gone on. Green Bay is one of five teams to have three or more players with 220-plus yards rushing and multiple rushing touchdowns this season.

- ▶ The Packers are the only team in the NFL to have two rookie running backs each gain 200-plus rushing yards this season.
- ▶ Since Week 5, the Packers rank **No. 6 in the NFL** in yards per carry (4.58). They are also **tied for No. 6** in the league over that span with seven rushing TDs.
- ▶ Green Bay is **tied for No. 7 in the NFL** in rushing TDs this season (10).
- ▶ Green Bay has three 160-yard rushing games this season, **tied for No. 7 in the NFL**.
- ▶ According to STATS, Green Bay's offense ranks **No. 3 in the NFL** in percent of rushes gaining 4-plus yards:

Team	Pct. of Rushes Gaining 4-Plus Yards
1. Dallas	49.0
2. New England	48.1
<b>3. Green Bay</b>	<b>47.7</b>
4t. Baltimore/Los Angeles Rams	45.3

- ▶ Over the last two weeks (11-12), RB **Jamaal Williams** made the first two starts of his career and ranks **No. 4 among running backs** in yards from scrimmage over that span:

Running Back	Scrimmage Yards (Wks 11-12)
1. Alvin Kamara, NO	304
2. Le'Veon Bell, PIT	286
3. Samaje Perine, WAS	256
<b>4. Jamaal Williams, GB</b>	<b>230</b>

- ▶ QB **Brett Hundley** became the first quarterback in team history (since 1940) to register a rushing touchdown in both of his first two career starts with the Packers (according to the Elias Sports Bureau).
- ▶ In Week 7, RB **Aaron Jones** reached 131 yards in 17 carries (7.7 avg.), the fewest number of carries needed by a Green Bay rookie in a 125-yard rushing game.
- ▶ Jones is **tied for No. 3 in the NFL** with two 125-yard rushing games this season.
- ▶ Jones joined RBs Eddie Lacy and John Brockington in a tie for the most 125-yard rushing games in a season by a Green Bay rookie.



## PACKERS VS. BUCCANEERS - WEEK 13

### CLAY FINDS HIS WAY TO THE BALL

LB **Clay Matthews** continues to make an impact on opposing offenses.

- ▶ In Week 4, he registered a sack/forced fumble of QB Mike Glennon to move past DE Kabeer Gbaja-Biamila to set the team record:

Player	Career Sacks
<b>1. Clay Matthews, 2009-17</b>	<b>76.0</b>
2. Kabeer Gbaja-Biamila, 2000-08	74.5
3. Reggie White, 1993-98	68.5
4. Tim Harris, 1986-90	55.0
5. Aaron Kampman, 2002-09	54.0

- ▶ In 2015, Matthews was selected to his sixth Pro Bowl and first as an inside linebacker after recording 6.5 sacks (second on the team), 14 QB hits (No. 1 on the team), and a career-high 84 tackles (No. 2 on the team). He was also one of three players (Micah Hyde, Sam Shields) on the team to have an interception and a fumble recovery.

- ▶ He is **tiered for the fourth-most** six-plus-sack seasons among active players in the NFL since 2009:

Player	Six-Plus-Sack Seasons (Since 2009)
1. Julius Peppers, CAR/CHI/GB	9
2t. Calais Campbell, ARI/JAX	8
2t. Cameron Wake, MIA	8
<b>4t. Clay Matthews, GB</b>	<b>7</b>
<b>4t. Ahmad Brooks, SF/GB</b>	<b>7</b>
4t. Tamba Hali, KC	7
4t. Ryan Kerrigan, WAS	7

- ▶ Matthews ranks in the top 10 in sacks since 2009 among active players:

Player	Sacks (Since 2009)
1. Cameron Wake, MIA	89.5
2. Von Miller, DEN	82.0
3. Julius Peppers, CAR/CHI/GB	80.5
4. Elvis Dumervil, DEN/BAL/SF	77.5
<b>5t. Clay Matthews, GB</b>	<b>76.0</b>
5t. J.J. Watt, HOU	76.0
7. Tamba Hali, KC	71.0

- ▶ Matthews is **tiered for No. 1 in team history** in 10-sack seasons and is **No. 4** in two-sack games:

Player	10-Sack Seasons
<b>1t. Clay Matthews, 2009-10, 2012, 2014</b>	<b>4</b>
1t. Reggie White, 1993, 1995, 1997-98	4
1t. Kabeer Gbaja-Biamila, 2001-04	4

Player	Two-Sack Games
1. Reggie White, 1993-98	16
2. Kabeer Gbaja-Biamila, 2000-08	15
3. Tim Harris, 1986-90	14
<b>4. Clay Matthews, 2009-17</b>	<b>13</b>

### PERRY LEADS THE RUSH

Packers LB **Nick Perry** leads a pass rush that has recorded a sack in 10 of 11 games this season.

- ▶ Perry leads the team with 7.0 sacks this season.
- ▶ Perry registered a career-high three sacks against the Chicago Bears in Week 10. It was the first time a Packers' player had three-plus sacks in one game since LB A.J. Hawk (three) on Oct. 13, 2013, at Baltimore.
- ▶ Perry has recorded at least one two-sack game in each season since 2013, the lone Packer to accomplish that feat over that span.
- ▶ Despite missing two games, Perry registered a team-high 11 sacks, **tiered for No. 8 in the NFL**, in 2016. He became the 11th player in team history (since 1982) to register a double-digit sack total in a season.
- ▶ Dating back to the start of 2016, Perry has registered a half-sack or more in 15 regular-season games, **tiered for No. 8 in the NFL**:

Player	Games With Half-Sack Or More
1t. Chandler Jones, ARI	18
1t. Ryan Kerrigan, WAS	18
3t. Cameron Jordan, NO	17
3t. Von Miller, DEN	17
3t. Cameron Wake, MIA	17
6t. Joey Bosa, LAC	16
6t. Danielle Hunter, MIN	15
<b>8t. Nick Perry, GB, two others</b>	<b>15</b>

### BURNETT BRINGS IT

Packers S **Morgan Burnett** has been a steady force on the Packers defense for years, starting 104 games (including playoffs) since 2011.

- ▶ From 2011-14, he was the only Packer to surpass 100 tackles each season, and despite missing five games in 2015, he tied for the team lead in solo tackles (54) and led the team with 14 total tackles in the postseason. In 2016, he was **No. 1 on the team** in tackles (92) despite missing a game.
- ▶ With a forced fumble in Week 12 at Pittsburgh, Burnett has eight forced fumbles since 2011, **tiered for the eighth most among NFL safeties** over that span (according to STATS).
- ▶ Burnett has registered at least one forced fumble in five of the past seven seasons (2011-17), tied for **No. 4 among NFL safeties** over that span (according to pro-football-reference.com).
- ▶ He set a single-season career high with three sacks in 2016, **No. 2 among safeties** according to STATS.
- ▶ Burnett recorded two interceptions in 2016, tied for the second most of his career (two in 2012 / three in 2011).
- ▶ Burnett has 7.5 sacks since 2011, **No. 5 among safeties** over that time span:

Player	Sacks (Since 2011)
1. Harrison Smith, MIN	9.0
2t. Roman Harper, NO/CAR	8.5
2t. Reshad Jones, MIA	8.5
2t. T.J. Ward, CLE/DEN/TB	8.5
<b>5. Morgan Burnett, GB</b>	<b>7.5</b>

- ▶ He ranks **No. 3 among Green Bay safeties** (since 1982) in career sacks, according to STATS:

Packers Safety	Career Sacks
1. LeRoy Butler, 1990-2001	20.5
2. Mark Murphy, 1980-85, 87-91	11.0
<b>3. Morgan Burnett, 2010-present</b>	<b>7.5</b>



## PACKERS VS. BUCCANEERS - WEEK 13

### ON THE RISE

S **Ha Ha Clinton-Dix** has been a presence on the Packers defense since his rookie season and earned his first trip to the Pro Bowl and second-team All-Pro recognition from *The Associated Press* in 2016.

- ▶ After starting 10 of 16 games and both postseason contests as a rookie, he has started every game since 2015.
- ▶ Dating back to 2016, he is **tied for No. 3 among safeties** with seven interceptions during the regular season:

Safety	Interceptions (Since 2016)
1t. Micah Hyde, GB/BUF	8
1t. Eric Weddle, BAL	8
<b>3t. Ha Ha Clinton-Dix, GB</b>	<b>7</b>
3t. Landon Collins, NYG	7

- ▶ Clinton-Dix ranks **No. 2 on the team** with two INTs this season and ranks **No. 6 among safeties** in INTs since 2014 (including the post-season):

Safety	Interceptions (Since 2014)
1. Reggie Nelson, CIN/OAK	17
2t. Kurt Coleman, KC/CAR	16
2t. Glover Quin, DET	16
4t. Mike Adams, IND	14
4t. Micah Hyde, GB/BUF	14
<b>6. Ha Ha Clinton-Dix, GB</b>	<b>13</b>
7. Tashaun Gipson, CLE/JAX	12

- ▶ His three career postseason interceptions rank **No. 1 among safeties** since he entered the league in 2014, according to STATS.
- ▶ His career-best five interceptions were **tied for No. 5 in the NFL** in 2016 and **tied for No. 2 among safeties**. It was the most interceptions by a Packers safety in a single season since Charles Woodson (seven) and Charlie Peprah (five) in 2011.
- ▶ In 2016, Clinton-Dix posted a career-high two interceptions in both Week 9 and Week 15, becoming the first Packer to have multiple two-INT games in a season since Woodson in 2011.
- ▶ In Week 9 of 2016, he joined CB Al Harris (vs. New Orleans, Oct. 9, 2005) as the only players to post two INTs in a first quarter for the Packers since 1993.

### PROLIFIC PUNT TEAM

P **Justin Vogel** ranks **No. 6 in the NFL** this season in net punting average:

Team	Net Punting Avg.
1. Brett Kern, TEN	45.6
2. Marquette King, OAK	44.2
3. Johnny Hekker, LAR	44.1
4. Michael Palardy, CAR	43.7
5. Rigoberto Sanchez, IND	43.4
<b>6. Justin Vogel, GB</b>	<b>42.9</b>
7. Bradley Pinion, SF	42.5

- ▶ Under special teams coordinator **Ron Zook** (since 2015), the Packers rank **No. 1 in the NFL** in opponent punt return average (5.6).

### CONTINUAL IMPACT

In his career, DT **Mike Daniels** has seen his playing time steadily increase as well as his production, earning him a role as a standout on the defense.

- ▶ Has recorded at least 3.5 sacks in each season since 2013, which is tied for **No. 1 in the NFL among defensive tackles** (according to pro-football-reference.com):

Defensive Tackles	Seasons With 3.5-Plus Sacks (Since 2013)
<b>1t. Mike Daniels, GB</b>	<b>5</b>
1t. Gerald McCoy, TB	5
1t. Ndamukong Suh, DET/MIA	5
4t. Geno Atkins, CIN	4
4t. Jurrell Casey, TEN	4
4t. Aaron Donald, LAR	4
4t. Kawann Short, CAR	4

- ▶ Daniels ranks **No. 3 among Packers defensive tackles** in sacks (since 1982), according to STATS LLC:

Packers Defensive Tackles	Sacks (Since 1982)
1. Cullen Jenkins, 2004-10	29.0
2. Santana Dotson, 1996-2001	26.0
<b>3. Mike Daniels, 2012-present</b>	<b>25.5</b>
4t. Cletidus Hunt, 1999-2004	17.0
4t. Corey Williams, 2004-07	17.0
6. Matt Brock, 1989-94	12.5

- ▶ Daniels is third on the Packers with 23.5 sacks since the start of the 2013 season. He is **No. 10 among NFL defensive tackles** over that span, according to STATS LLC.
- ▶ He has started all but two regular-season and postseason games for Green Bay and has played the most defensive snaps among Packers defensive linemen since the start of the 2014 season.

### RACKING UP POINTS

K **Mason Crosby** is moving his way up the record books.

- ▶ Crosby has played in 171 straight games for the Packers, the **third most all-time** behind only QB Brett Favre (255) and T Forrest Gregg (187).
- ▶ Crosby passed Ryan Longwell in Week 2 of the 2015 season to become the franchise career points leader:

Player	Career Points
<b>1. Mason Crosby, 2007-17</b>	<b>1,325</b>
2. Ryan Longwell, 1997-2004	1,054
3. Don Hutson, 1935-45	823

- ▶ Crosby's 1,267 points from 2007-16 were the **second most by an NFL player in his first 10 seasons** (NE Stephen Gostkowski, 1,330 from 2006-15).
- ▶ Crosby (1,462) passed Longwell (1,119) for the most points scored in the regular and postseason combined in franchise history.
- ▶ Crosby recorded 122 points during the 2016 season, giving him the 10th 100-point season of his career and **extending his franchise record**. Crosby's 10 seasons with 100-plus points are the **most in the NFL since 2007**. The only other kickers to have 10 or more consecutive seasons of 100-plus points are Jason Elam (16, 1993-2008) and Adam Vinatieri (13, 1996-2008).



## PACKERS VS. BUCCANEERS - WEEK 13

### ON THE ROAD AGAIN

Green Bay went 7-1 away from Lambeau Field in 2011, with the seven road wins setting a single-season franchise record.

- ▶ The Packers have been able to stay above the .500 mark on the road during Head Coach **Mike McCarthy's** tenure, a notable achievement in the National Football League.
- ▶ Since 2006, McCarthy's first season as the head coach in Green Bay, only nine of 32 NFL teams have regular-season road records above .500.

Team	W-L Record	Pct.
1. New England	68-25-0	.731
2. Dallas	54-39-0	.581
3. Pittsburgh	52-42-0	.553
<b>4t. Green Bay</b>	<b>51-42-0</b>	<b>.548</b>
4t. Indianapolis	51-42-0	.548
6. Philadelphia	50-42-1	.543
7. New Orleans	50-44-0	.532
8. N.Y. Giants	48-46-0	.511
9. Denver	47-46-0	.505

### 332 AND COUNTING

Another packed house at Lambeau Field against the Baltimore Ravens in Week 11 brought the stadium's consecutive-sellouts streak to 332 regular-season games (not including replacement games).

- ▶ The league's longest-tenured stadium, Lambeau Field is hosting its 61st season of football in 2017. For the victory over Dallas in the Divisional round of the 2014 playoffs, Packers fans set a new Lambeau Field paid-attendance record (79,704).
- ▶ Across American professional sports, only Boston's Fenway Park (1912) and Chicago's Wrigley Field (1914) have longer tenures.

### THE LAMBEAU ADVANTAGE

The crown jewel of the National Football League, Lambeau Field has long been known as one of the tougher venues to play in, particularly during the harsh Wisconsin winter.

- ▶ Re-establishing home-field advantage after a 4-4 mark in 2008 was one of the goals of 2009, and with the Packers finishing 6-2 at home, they accomplished that goal. Green Bay followed that up with a 7-1 mark at Lambeau Field in 2010, a perfect 8-0 record in 2011, the first undefeated home mark since 2002, and a 7-1 mark in 2012. The Packers were one of two teams to finish undefeated at home during the 2014 regular season (Denver).
- ▶ Head Coach **Mike McCarthy** stated consistently upon his arrival in Green Bay that one of the team's goals would be to reclaim the mystique of playing at Lambeau Field. Mission accomplished. The team is 68-25-1 (.729) at home in the regular season since 2006, **No. 2 in the NFL**.
- ▶ Since **Ron Wolf** and **Mike Holmgren** began the revitalization of the franchise in 1992, Green Bay owns the best home record in the NFL. A look at the top regular-season home W-L records since the '92 season:

Team	W-L Record	Pct.
<b>1. Green Bay</b>	<b>155-50-1</b>	<b>.755</b>
2. Pittsburgh	148-56-1	.724
3. New England	149-57-0	.723

### HOT AT HOME

Since the start of 2009, the Packers have been one of the best teams in the league at home during the regular season:

Team	W-L Record	Pct.
1. New England	61-9-0	.871
<b>2. Green Bay</b>	<b>54-15-1</b>	<b>.779</b>
3. Baltimore	51-18-0	.739
4t. Pittsburgh	50-19-0	.725
4t. Seattle	50-19-0	.725

### IN THE FREE-AGENCY ERA

Talk of unrestricted free agency in the early '90s led many to forecast tough times for the small-town Green Bay Packers.

- ▶ However, Green Bay has remained among the most successful teams since the advent of free agency in 1993. The Packers have won 10 or more games 15 times since '93 and captured 10 division crowns.
- ▶ A look at the most successful teams in the free-agency era:

Team	W-L Since '93	Pct.	Playoff Berths
1. New England	269-126-0	.681	18
<b>2t. Green Bay</b>	<b>250-144-1</b>	<b>.634</b>	<b>18</b>
2t. Pittsburgh	250-144-1	.634	16
4. Denver	236-159-0	.597	13
5. Indianapolis	228-167-0	.577	16

### IN THE LEAGUE RANKINGS 2017 REGULAR SEASON















GREEN BAY (Team)			TAMPA BAY (Team)		
Category	NFC	NFL	Category	NFC	NFL
Turnover Margin (+5) . . . . .	.3t	9t	Turnover Margin (+6) . . . . .	2	6t
Points Scored (21.1) . . . . .	11	19	Points Scored (20.3) . . . . .	12	23
Points Allowed (23.7) . . . . .	9	18t	Points Allowed (23.8) . . . . .	10	20
Total Offense (308.6) . . . . .	14	25	Total Offense (345.5) . . . . .	8	14
Rushing (100.4) . . . . .	11	22	Rushing (81.1) . . . . .	14	28
Passing (208.3) . . . . .	12	20	Passing (264.5) . . . . .	2	3
Total Defense (351.2) . . . . .	12	23	Total Defense (395.5) . . . . .	16	32
vs. Rush (107.1) . . . . .	6	11	vs. Rush (110.9) . . . . .	7	14
vs. Pass (244.1) . . . . .	13	25	vs. Pass (284.6) . . . . .	16	32
Third-Down Offense (40.6%) . . . . .	7	10	Third-Down Offense (36.3%) . . . . .	12	22
Third-Down Defense (42.1%) . . . . .	12	26	Third-Down Defense (49.0%) . . . . .	16	32
Red-Zone Offense (67.7%) . . . . .	2	2	Red-Zone Offense (50.0%) . . . . .	11t	20t
Red-Zone Defense (69.0%) . . . . .	16	30	Red-Zone Defense (54.1%) . . . . .	7	18t
GREEN BAY (Individual)			TAMPA BAY (Individual)		
Category	NFC	NFL	Category	NFC	NFL
Passing: Hundley (73.3) . . . . .	17	32	Passing: Winston (87.3) . . . . .	11	20
Rushing: A.Jones (370) . . . . .	19	37	Rushing: Martin (376) . . . . .	18	36
Receptions: D.Adams (55) . . . . .	.8t	16t	Receptions: Evans (51) . . . . .	12	23t
Rec. Yds.: D.Adams (702) . . . . .	.7t	16t	Rec. Yds.: Evans (702) . . . . .	.7t	16t
INTs: Randall (4) . . . . .	.1t	3t	INTs: Four players (2) . . . . .	.15t	32t
Sacks: Perry (7.0) . . . . .	.10t	20t	Sacks: McCoy (5.0) . . . . .	.20t	37t



## 2017 SCHEDULE NOTES

### 2017 OPPONENTS

	Record	NFL Rank (2017)	
		Offense	Defense
 Seattle Seahawks.....(7-4)		8	8
 at Atlanta Falcons .....(7-4)		6	10
 Cincinnati Bengals .....(5-6)		32	13
 Chicago Bears .....(3-8)		29	12
 at Dallas Cowboys .....(5-6)		16	22
 Minnesota Vikings .....(9-2)		5	5
 New Orleans Saints ....(8-3)		2	15
 Detroit Lions.....(6-5)		15	26
 Baltimore Ravens .....(6-5)		31	7
 at Pittsburgh Steelers..(9-2)		7	4
 Tampa Bay Buccaneers..(4-7)		14	32
 at Cleveland Browns...(0-11)		24	9
 at Carolina Panthers ...(8-3)		17	2

### A LOOK AT THE SCHEDULE

The Green Bay Packers' 97th NFL regular-season schedule – highlighted by five prime-time contests (subject to flexible scheduling) – was released April 20 by the National Football League.

- ▶ It will be the first regular season that has the Packers playing home games on a Saturday, Thursday and Monday.
- ▶ Green Bay's schedule includes six games against 2016 playoff teams. Two of those contests (Detroit, Seattle) are at Lambeau Field, while four (Atlanta, Dallas, Detroit, Pittsburgh) will come on the road. The Packers will play two teams (Atlanta, Dallas) that it played during the 2016 regular and postseason.
- ▶ For the first time since 2012, the Packers opened the season at home, and will play three of their first four games at Lambeau Field.
- ▶ In Week 1, Green Bay hosted the Seattle Seahawks, marking the third consecutive regular season that the Packers have played the Seahawks at home. Green Bay improved to 11-3 against the Seahawks at home during the regular and postseason, including eight straight wins.
- ▶ For the second straight season, the Packers played a prime-time game on the road in Week 2, traveling to Atlanta for an NFC Championship rematch with the Falcons.
- ▶ Week 3 saw the Cincinnati Bengals play in Green Bay for just the sixth time, and Week 4 had the Packers hosting the Chicago Bears on a Thursday night for the third consecutive season (12th straight year in primetime). The division rivals squared off in a prime-time contest for the 12th straight season.
- ▶ Green Bay begins October with back-to-back road games. The Packers first traveled to play the Dallas Cowboys, marking the fourth matchup between the two clubs since 2015 (including postseason), and then faced the Vikings in Minnesota in Week 6.
- ▶ In Week 7, the New Orleans Saints visited Lambeau, it was their latest trip by date to Wisconsin since playing the Packers in Milwaukee on Nov. 17, 1985.
- ▶ The Packers had a Week 8 bye, the latest bye week for Green Bay since 2014 (Week 9).
- ▶ Green Bay hosted the Detroit Lions on *Monday Night Football* in Week 9, marking the third time the two teams have met on *MMF* and the first since 1972. Green Bay swept the regular-season series with the Lions last season for the first time since 2012 and for the seventh time under McCarthy.
- ▶ In Week 10, Green Bay faced the Bears in Chicago, recording a win in the regular season at Soldier Field for the seventh consecutive year.
- ▶ After welcoming the Baltimore Ravens to Lambeau Field in Week 11 for just the fourth time, the Packers traveled to Pittsburgh to play the Steelers in a Sunday night matchup in Week 12.
- ▶ After stopping back in Green Bay in Week 13 to play Tampa Bay, the Buccaneers' first December trip to Lambeau since 2000, the Packers will begin a stretch of three road games in four weeks with a trip to Cleveland in Week 14. It is the first time since 2009 that Green Bay will finish the regular season with three of the final four games taking place on the road.
- ▶ The Packers will finish their slate against the NFC South when they play at the Carolina Panthers in Week 15.
- ▶ For the second consecutive season, Green Bay will host the Vikings on a Saturday in Week 16. The Packers have won their last five regular-season games played on Saturdays.
- ▶ Green Bay will close out the regular season at Detroit for the second consecutive year, marking the first time it has finished the regular season on the road against the same team in back-to-back seasons since 1991-92 (Minnesota).



## PACKERS VS. BUCCANEERS - WEEK 13

### BREAKING DOWN THE ROSTER

The Packers currently have a 53-man roster that is composed of 25 offensive players, 25 defensive players and three specialists.

- ▶ Of the 53 players on Green Bay's roster, 33 of them (62.3 percent) were draft picks of the Packers. Dating back to 2007, Green Bay has at least one member of each draft class still on the roster.
- ▶ Green Bay has 15 players on the roster that began their careers as undrafted free agents, with 10 of those originally signed by Green Bay.
- ▶ Over a third (37.7 percent) of the players (20 of 53) on Green Bay's roster entered the league as a sixth-round or seventh-round pick or as an undrafted player.
- ▶ The Packers have four players on the roster that played in the NFL prior to the 2009 season. Three of the four players were draft picks of the Packers (**K Mason Crosby**, WR **Jordy Nelson** and LB **Clay Matthews**) and two have made at least one Pro Bowl.
- ▶ Of the 53 players on the roster, 43 began their pro careers with the Packers (81.1 percent).
- ▶ Only 18 of the 53 players on the roster (34.0 percent) were selected in the first three rounds of the draft, with 16 being drafted by the Packers.

### GREEN BAY'S ROSTER ...

#### BY AGE (as of Dec. 3)

21-24	26 players
25-28	20 players
29-32	3 players
33-plus	4 players

#### BY EXPERIENCE

R-1	15 players
2-3	17 players
4-5	9 players
6-9	7 players
10-plus	5 players

#### BY DRAFT ROUND

1st	5 players
2nd/3rd	13 players
4th/5th	15 players
6th/7th	5 players
Undrafted	15 players

### 2017 HONOR ROLL

#### RB Aaron Jones

Pepsi NFL Rookie of the Week (Week 5, at Dallas), voted by fans  
 Pepsi NFL Rookie of the Week (Week 7, vs. New Orleans), voted by fans  
 FedEx Ground Player of the Week (Week 7, vs. New Orleans), voted by fans

#### QB Aaron Rodgers

NFC Offensive Player of the Week – Week 5 (at Dallas)  
 -Ranks first in franchise history with 16 Player of the Week Awards, passing Brett Favre (12).  
 -Leads the league with the most Player of the Week Awards since 2010 (16).  
 -Named Player of the Week at least once for the eighth consecutive season.

Castrol Edge Clutch Performer of the Week (Week 5, at Dallas), voted by fans

### PACKERS IN WEEKLY 2017 TEAM RANKINGS

After	Week ...	Opp.	NFL Offense			NFL Defense		
			Total	Rush	Pass	Total	Rush	Pass
1	SEA		8	15	6	5t	17	4
2	@ATL		7	27	4	8	20t	9
3	CIN		10	29t	2	8	21	7
4	CHI		16	28	10	6	19	5
5	@DAL		16	22	11	11	22	6
6	@MIN		22	26	15	14	24	11
7	NO		23	20	23	22	27	16
8	Bye		22	18	24	23	26	16
9	DET		23	21t	21	25	23	20
10	@CHI		23t	19	22	24	17	20
11	BAL		23	19t	23	18	11	18
12	@PIT		25	22	20	23	11	25
<b>Packers in 2016</b>			<b>8</b>	<b>20</b>	<b>7</b>	<b>22</b>	<b>8</b>	<b>31</b>
<b>Packers in 2015</b>			<b>23</b>	<b>12</b>	<b>25t</b>	<b>15</b>	<b>21</b>	<b>6</b>
<b>Packers in 2014</b>			<b>6</b>	<b>11</b>	<b>8</b>	<b>15</b>	<b>23</b>	<b>10</b>
<b>Packers in 2013</b>			<b>3</b>	<b>7</b>	<b>6</b>	<b>25</b>	<b>25</b>	<b>24</b>
<b>Packers in 2012</b>			<b>13</b>	<b>20</b>	<b>9</b>	<b>11</b>	<b>17</b>	<b>11</b>
<b>Packers in 2011</b>			<b>3</b>	<b>27</b>	<b>3</b>	<b>32</b>	<b>14</b>	<b>32</b>
<b>Packers in 2010</b>			<b>9</b>	<b>24</b>	<b>5</b>	<b>5</b>	<b>18</b>	<b>5</b>
<b>Packers in 2009</b>			<b>6</b>	<b>14</b>	<b>7</b>	<b>2</b>	<b>1</b>	<b>5</b>
<b>Packers in 2008</b>			<b>8</b>	<b>17</b>	<b>8</b>	<b>20</b>	<b>26</b>	<b>12</b>
<b>Packers in 2007</b>			<b>2</b>	<b>21</b>	<b>2</b>	<b>11</b>	<b>14</b>	<b>12</b>
<b>Packers in 2006</b>			<b>9</b>	<b>23</b>	<b>8</b>	<b>12</b>	<b>13</b>	<b>17</b>
<b>Packers in 2005</b>			<b>18</b>	<b>30</b>	<b>7</b>	<b>7</b>	<b>23</b>	<b>1</b>
<b>Packers in 2004</b>			<b>3</b>	<b>10</b>	<b>3</b>	<b>25</b>	<b>14</b>	<b>25</b>
<b>Packers in 2003</b>			<b>4</b>	<b>3</b>	<b>16</b>	<b>17</b>	<b>10</b>	<b>23</b>
<b>Packers in 2002</b>			<b>12</b>	<b>12</b>	<b>10</b>	<b>12</b>	<b>21</b>	<b>3</b>
<b>Packers in 2001</b>			<b>6</b>	<b>21</b>	<b>3</b>	<b>12</b>	<b>16</b>	<b>15</b>
<b>Packers in 2000</b>			<b>15</b>	<b>23</b>	<b>8</b>	<b>15</b>	<b>8</b>	<b>19</b>
<b>Packers in 1999</b>			<b>9</b>	<b>21</b>	<b>7</b>	<b>19</b>	<b>22</b>	<b>18</b>
<b>Packers in 1998</b>			<b>5</b>	<b>25</b>	<b>3</b>	<b>4</b>	<b>4</b>	<b>10</b>
<b>Packers in 1997</b>			<b>4</b>	<b>12</b>	<b>3</b>	<b>7</b>	<b>20</b>	<b>8</b>
<b>Packers in 1996</b>			<b>5</b>	<b>11</b>	<b>5</b>	<b>1</b>	<b>4</b>	<b>1</b>
<b>Packers in 1995</b>			<b>7</b>	<b>26</b>	<b>3</b>	<b>14</b>	<b>7</b>	<b>21</b>
<b>Packers in 1994</b>			<b>9</b>	<b>19</b>	<b>9</b>	<b>6</b>	<b>3</b>	<b>15</b>
<b>Packers in 1993</b>			<b>19</b>	<b>22</b>	<b>18</b>	<b>2</b>	<b>8</b>	<b>7</b>



## PACKERS STARTERS – OFFENSE

### **WR Jordy Nelson, 10th Year, Kansas State, D2a-08**

- ▶ Became the fourth player in franchise history to reach 500 receptions.
- ▶ Has 69 career receiving TDs, No. 2 in Packers history behind Don Hutson (99).
- ▶ Became the first player in franchise history to record 13-plus receiving touchdowns in three different seasons (2011, 2014, 2016). His three seasons of 13-plus TD receptions tie Pro Football Hall of Famers Lance Alworth, Cris Carter and Marvin Harrison for the fourth most in NFL history.
- ▶ Missed all of the 2015 season due to a knee injury.
- ▶ Finished the 2014 regular season ranked fourth in the NFL in receiving yards (1,519), seventh in receptions (98) and tied for second in receiving touchdowns (13). Earned first selection to the Pro Bowl.
- ▶ Led the team in 2013 with 85 catches for 1,314 yards and eight TDs. Ranked No. 10 in the NFL that season in receiving yards.
- ▶ With 15 TD catches in 2011, became only the third player in franchise history to catch 15 or more TDs in a season, joining WRs Sterling Sharpe (18 in 1994) and Don Hutson (17 in 1942).

### **LT David Bakhtiari, 5th Year, Colorado, D4a-13**

- ▶ Named to first career Pro Bowl in 2016.
- ▶ Has started all but six games at LT since the start of the 2013 regular season. Missed Weeks 2-5 this season and the final two games of the 2015 regular season due to injury.
- ▶ Started all 16 games at left tackle in 2013, the only rookie in the NFL to do so in 2013 and the first Packer rookie to do so since the league went to a 16-game schedule in 1978.
- ▶ Became just the fourth Green Bay rookie to start at LT in the season opener since the 1970 AFL-NFL merger and the first since 1985.

### **LG Lane Taylor, 5th Year, Oklahoma State, FA-13**

- ▶ Has played in 57 regular-season games for Green Bay, with all but two of his 28 starts (LT in Week 4-5 this season) taking place at LG.
- ▶ Made the first starts of his career in 2015, opening at RG at Detroit in Week 13 in place of an injured T.J. Lang and at LG in Week 17 vs. Minnesota with Josh Sitton sliding to LT in place of an injured David Bakhtiari.
- ▶ A four-year letterman at OSU, starting 47 of 50 games played at right guard. Unanimous first-team All-Big 12 selection by the conference's coaches as a senior.

### **C Corey Linsley, 4th Year, Ohio State, D5a-14**

- ▶ Has started every game at C since Week 9 of 2016. Was on reserve/physically unable to perform for the entire preseason and the first seven regular-season games last season.
- ▶ Started 29 games and four postseason contests in his first two seasons.
- ▶ First rookie center to start for Green Bay in Week 1 since the merger.
- ▶ Was the first rookie center to start every game for the Packers since the league went to a 16-game schedule in 1978.
- ▶ Named to PFWA's All-Rookie team, the first Green Bay center to be honored since its inception in 1974.

### **RG Jahri Evans, 12th Year, Bloomsburg, UFA (NO)-17**

- ▶ Selected to six Pro Bowls (2009-14) and has been named first-team All-Pro by *The Associated Press* four times (2009-12).
- ▶ Has started all 180 games he has played in since entering the league in 2006, the most games played by an active NFL offensive lineman over that span.
- ▶ Started all 16 games in nine of his 11 seasons in New Orleans (2006-16), missing just seven contests due to injury.
- ▶ Helped the Saints finish in the top six in the NFL in total offense in all 11 of his seasons in New Orleans (2006-16), including six No. 1 rankings (2006, 2008-09, 2011, 2014, 2016).
- ▶ Entered the NFL with New Orleans in 2006 as a fourth-round pick (No. 108 overall) out of Bloomsburg (Pa.) University, where he was a finalist for the Gene Upshaw Player of the Year Award in both of his final two seasons.

### **RT Jason Spriggs, 2nd Year, Indiana, D2-16**

- ▶ Has played in three games this season and started at right tackle (his first at the position) in Week 12 at Pittsburgh. After playing Week 1 was sidelined with a hamstring injury through Week 10.
- ▶ Played in all 16 games as a rookie in 2016, making two starts at right guard.
- ▶ Was the only Green Bay rookie on offense to appear in all 16 regular-season games last season.
- ▶ Named first-team All-America by the Football Writers Association of America (FWAA) and *Phil Steele's College Football* as a senior.
- ▶ Was the first Outland Trophy semi-finalist in school history.

### **TE Lance Kendricks, 7th Year, Wisconsin, FA-17**

- ▶ Has started five of 11 games played this season.
- ▶ Scored on a 1-yard reception in the first quarter of the Week 3 win over Cincinnati, his first TD catch as a Packer. He also recorded a 51-yard reception against the Bengals, the second-longest catch of his career (80 yards at Tampa Bay, Dec. 23, 2012).
- ▶ In 2016, set career highs in starts (16) and receptions (50).
- ▶ Originally drafted by the Rams in the second round, and in six seasons posted 17 touchdown receptions, the second most by a tight end in franchise history behind only Damone Johnson (18, 1986-92).
- ▶ Played at the University of Wisconsin, starting 20 games and registering 78 receptions for 1,160 yards (14.9 avg.) and eight touchdowns.
- ▶ A native of Milwaukee, Wis., he attended Rufus King High School in Milwaukee and earned all-state honors as a senior in 2005.

### **WR Randall Cobb, 6th Year, Kentucky, D2-11**

- ▶ Despite missing a game, ranks No. 2 on the team with 43 receptions this season.
- ▶ Led the team with a 13.5-yard punt-return average in 2016.
- ▶ Posted the 12th 100-yard receiving game of his career in Week 4 (108 on nine receptions) and tied his single-game high for receptions (11 for 95 yards and a TD) in Week 7 last season.
- ▶ Led the team in receptions (79), was No. 2 in receiving yards (829) and was No. 3 in touchdown receptions (six) in 2015.
- ▶ Set a new single-season career high with five 100-yard receiving games during the 2014 season (three-2012). Earned first trip to the Pro Bowl.
- ▶ His career-best 91 receptions in 2014 are the eighth most in team history.
- ▶ Finished the regular season tied for fourth in the NFL with 12 touchdown receptions in 2014.
- ▶ Set a franchise single-season record with a league-high 2,342 combined net yards in 2012, topping the previous team mark of 2,250 yards by RB Ahman Green in 2003.

### **QB Brett Hundley, 3rd Year, UCLA, D5-15**

- ▶ Made first career start in Week 7 vs. New Orleans.
- ▶ Finished No. 7 in the NFL this past preseason with a passer rating of 88.8 after completing 48 of 76 passes for 482 yards (No. 6 in the NFL) with three touchdowns and an interception.
- ▶ Served as the No. 3 quarterback in 2015 and the No. 2 quarterback in 2016.
- ▶ Ranked No. 2 in the NFL with 630 passing yards in the 2015 preseason, completing 45 of 65 passes (69.2 percent) for seven TDs with one INT for a passer rating of 129.6 (No. 3 in the NFL).
- ▶ Finished career at UCLA ranked No. 1 in school history in passing TDs (75), total offense (11,713 yards) and completions (837) despite playing just three seasons for the Bruins.
- ▶ Ranked No. 2 in school annals in passing yards (9,966), 300-yard passing games (10), rushing yards by a QB (1,747) and rushing TDs by a QB (30).

### **RB Ty Montgomery, 2nd Year, Stanford, D3-15**

- ▶ After being converted from wide receiver to running back during the 2016 season, has started 11 games at RB, including five games this season. Missed Weeks 5 and 11-12 due to injury.
- ▶ In Week 15 at Chicago (2016), rushed for 162 yards on 16 carries and two touchdowns. His 162 yards were the most by a Packers player in a single game since Dec. 11, 2005 (Samkon Gado, 171 yards on 29 carries, 5.9 avg.). Dating back to 1960, his 10.13 yards-per-carry average was the third highest (min. 15 carries) by a Green Bay player.
- ▶ Played in six games with three starts as a rookie in 2015 before an ankle injury sustained in Week 6 sidelined him for the remainder of the season.
- ▶ Posted 5,190 all-purpose yards at Stanford (334 rushing, 2,125 receiving, 238 PR, 2,493 KOR), the fourth most in school history at the time.

### **FB Aaron Ripkowski, 2nd Year, Oklahoma, D6a-15**

- ▶ Has played in 42 career games with eight starts.
- ▶ Scored his first career rushing touchdown in Week 12 (2016) and followed it up with one in Week 13.
- ▶ Led the team and set career highs in Week 17 (2016) at Detroit with 61 rushing yards on nine carries (6.8 avg.)
- ▶ Played in 15 games as a rookie, seeing action primarily on special teams. Was tied for No. 4 on the team with nine special teams tackles.
- ▶ Began collegiate career as a walk-on and went on to play in 47 games with 17 starts.



## PACKERS STARTERS – DEFENSE

### **DE Dean Lowry, 2nd Year, Northwestern, D4b-16**

- ▶ Made first career start in the season-opening win over Seattle. Has started nine of 11 games this season.
- ▶ Saw action in 15 games as a rookie (2016) and registered 14 tackles (eight solo), two sacks, three tackles for a loss, nine QB pressures and three QB hits. Also appeared in all three postseason contests and posted two tackles (one solo) and a QB pressure.
- ▶ Posted sacks in back-to-back games in 2016, recording one in Week 13 vs. Houston and one in Week 14 vs. Seattle.
- ▶ Played in 48 games with 33 starts for Northwestern and registered 134 tackles (83 solo), 31½ tackles for a loss, 12½ sacks, three interceptions (one returned for a TD), 21 passes defended, three fumble recoveries and three forced fumbles.
- ▶ Earned second-team All-Big Ten honors as a senior in 2015 after posting 46 tackles (27 solo), 13½ tackles for a loss (second on the team), three sacks, an interception, a fumble recovery and seven passes defended.

### **NT Kenny Clark, 2nd Year, UCLA, D1-16**

- ▶ Despite missing Week 12 due to injury, leads the Green Bay defensive line with 49 tackles this season.
- ▶ Finished the 2016 regular season ranked No. 3 on the GB defensive line in tackles (33).
- ▶ Became the youngest player to appear in a season opener for the Packers since Arnie Herber (20 years old) in 1930.
- ▶ Earned third-team All-America honors from *The Associated Press* and first-team All-Pacific-12 recognition from the coaches and media as a junior in 2015.

### **DT Mike Daniels, 6th Year, Iowa, D4a-12**

- ▶ Leads Packers defensive linemen with 23.5 sacks since the start of the 2013 regular season.
- ▶ Has recorded at least 3.5 sacks in each season since 2013, which is tied for No. 1 in the NFL among defensive tackles (according to pro-football-reference.com).
- ▶ Led the defensive line in both tackles and sacks in 2014 and 2015.
- ▶ Returned a fumble 43 yards for a TD vs. Detroit in Week 14 of 2012, the longest fumble return for a TD by a rookie in franchise history.
- ▶ Starred as an interior pass rusher at Iowa, posting a team-high 24.5 tackles for a loss and 13 sacks from 2010-11.

### **LOLB Clay Matthews, 9th Year, Southern California, D1b-09**

- ▶ With 76.0 career sacks, passed Kabeer Gbaja-Biamila (74.5) for the most sacks in Packers history.
- ▶ Despite injuries forcing him to miss four games and limiting him in six others, finished No. 3 on the team with five sacks in 2016.
- ▶ For the first time in his career, recorded at least one sack in each of the first three regular-season games he played in (2016).
- ▶ Selected to his sixth Pro Bowl and first as an inside linebacker in 2015 after recording 6.5 sacks (second on the team), 15 QB hits (No. 1 on the team) and a career-high 85 tackles (No. 2 on the team).
- ▶ With a team-high 11.0 sacks in 2014, is tied for the most 10-plus sack seasons in franchise history (four).
- ▶ Is the only player in franchise history to score a defensive TD (interception or fumble return) in each of his first three seasons in the NFL (2009-11).

### **ILB Jake Ryan, 3rd Year, Michigan, D4-15**

- ▶ Ranks No. 3 on the team with 54 tackles this season.
- ▶ Finished No. 2 on the team with 84 tackles during the 2016 regular season.
- ▶ Started the final five games of the regular season and both playoff contests in 2015.
- ▶ Recorded a team-best nine tackles (eight solo) and one fumble recovery in Week 13 (2015) at Detroit in his first pro start.
- ▶ Served as a team captain for his final two seasons at Michigan and was a three-time winner (2012-14) of the Roger Zatkoff Award, given to the Wolverines top linebacker. He was the only player to win the award (est. 1991) three times.
- ▶ Started 41 of 46 games played in college, appearing at inside linebacker as a senior after spending his first three seasons at outside linebacker and defensive end.

### **ILB Blake Martinez, 2nd Year, Stanford, D4a-16**

- ▶ Ranks No. 1 on the Packers with 113 total tackles this season.
- ▶ Has registered 12-plus tackles in six games this season (12 vs. Cincinnati, 13 at Dallas, 14 at Minnesota, 15 vs. New Orleans, 12 vs. Detroit, 17 at Pittsburgh).
- ▶ Started nine of 13 games he played in 2016 during the regular season, missing Weeks 12-14 due to injury. Became the first rookie to start on defense for Green Bay in Week 1 since LB Nick Perry in 2012.

- ▶ Started all 27 games played in his final two seasons, leading the team in tackles as a junior (102) and senior (141).

### **ROLB Nick Perry, 6th Year, Southern California, D1-12**

- ▶ Leads the team with 7.0 sacks this season. Registered a career-high three sacks against the Chicago Bears in Week 10. It was the first time a Packers player had three-plus sacks in a game since LB A.J. Hawk (three) on Oct. 13, 2013, at Baltimore.
- ▶ Led the team with a career-high 11.0 sacks in 2016.
- ▶ Registered multiple sacks in each of his first five seasons in the NFL and has posted a two-sack game in each of the last four seasons (2013-16).
- ▶ Has totaled seven sacks in eight playoff games, including 3.5 in the 2015 postseason, which tied Clay Matthews (2010) for the franchise record in a single postseason.
- ▶ His seven postseason sacks rank No. 3 in franchise history (since 1982) behind Matthews (11) and Reggie White (eight).

### **LCB Davon House, 7th Year, New Mexico State, FA-17**

- ▶ Registered the third sack of his career in Week 10 at Chicago. Also recorded a career-high nine tackles (eight solo) for the second straight week (Week 9 vs. Detroit).
- ▶ Rejoined the Packers after spending the 2015-16 seasons with the Jacksonville Jaguars, starting 19 of 32 games played.
- ▶ In 2015, his first season in Jacksonville, set career highs in starts (15), tackles (60), solo tackles (49), passes defended (23, franchise single-season record) and interceptions (four).
- ▶ Despite missing three regular-season games with a shoulder injury in 2014, his 11 passes defended tied for No. 4 on the Packers.
- ▶ After seeing action in two games as a rookie (2011), appeared in 25 games for Green Bay between 2012-13, starting five games in each season.

### **RCB Damarious Randall, 3rd Year, Arizona State, D1-15**

- ▶ Leads the team and is tied for No. 3 in the NFL with a career-best four interceptions this season.
- ▶ Tied for No. 4 in the NFL with two interceptions returned for touchdowns since 2015.
- ▶ Was second on the team with three interceptions in 2016 despite missing six games due to injury.
- ▶ Played in 15 games with nine starts (six at LCB, two at RCB, one in the slot) in 2015 and tied for the team lead and No. 2 among NFL rookies with three interceptions, including one he returned for a TD. Finished with a team-best 16 passes defended.
- ▶ Named the NFL's Defensive Rookie of the Month for November 2015, joining CB Casey Hayward (October 2012) as the only Green Bay defensive backs to win the award.
- ▶ Earned first-team All-Pacific-12 honors at safety as a senior in 2014 after he led the Sun Devils in tackles (106) and passes defended (12) and tied for the team lead with three interceptions.

### **SS Morgan Burnett, 8th Year, Georgia Tech, D3-10**

- ▶ With a forced fumble in Week 12 at Pittsburgh, has eight forced fumbles since 2011, tied for the eighth most among NFL safeties over that span (according to STATS).
- ▶ Tied for No. 1 among NFL safeties with a career-best three sacks last season. Finished No. 1 on the team in tackles (92).
- ▶ Missed five games due to injury in 2015, but finished No. 4 on the team with 54 solo tackles.
- ▶ Totaled a team-high 125 tackles in 2014, the second most of his career (137 in 2012). Ranked No. 2 on the team with 106 tackles (77 solo) in 2013, despite missing the first three games due to injury. Recovered three fumbles, including one for a TD, and added nine passes defended.
- ▶ Participated in all 1,088 plays for Green Bay's defense in 2012, one of only four non-OL in the NFL to appear in 100 percent of his team's snaps.

### **FS Ha Ha Clinton-Dix, 4th Year, Alabama, D1-14**

- ▶ Ranks No. 2 on the team with 56 tackles and two INTs this season.
- ▶ Named to his first career Pro Bowl in 2016. His career-best five interceptions tied for No. 5 in the NFL last season and tied for No. 1 among safeties. It was the most interceptions by a Packers safety in a single season since Charles Woodson (seven) and Charlie Peprah (five) in 2011.
- ▶ In 2016, posted a career-high two interceptions in both Week 9 and Week 14, becoming the first Packer to have two two-INT games in a season since Woodson in 2011.
- ▶ Led the team in tackles in 2015 with 117 (97 solo) and was tied for fourth on the team in interceptions (two).
- ▶ According to STATS, his three sacks during the 2015 regular season tied for the fifth most in a single regular season by a Packers safety (since 1982) and the most since Mark Roman recorded 3.5 in 2004.





## 2017 REGULAR-SEASON STATISTICS

	Packers	Opponents
<b>TOTAL FIRST DOWNS</b> .....	<b>214</b>	<b>227</b>
Rushing .....	64	62
Passing .....	128	147
Penalty .....	22	18
3rd Down: Made/Att .....	58/143	59/140
3rd Down Pct. ....	40.6	42.1
4th Down: Made/Att .....	10/16	8/10
4th Down Pct. ....	62.5	80.0
<b>POSSESSION AVG.</b> .....	<b>28:41</b>	<b>31:19</b>
<b>TOTAL NET YARDS</b> .....	<b>3395</b>	<b>3863</b>
Avg. Per Game .....	308.6	351.2
Total Plays .....	677	698
Avg. Per Play .....	5.0	5.5
<b>NET YARDS RUSHING</b> .....	<b>1104</b>	<b>1178</b>
Avg. Per Game .....	100.4	107.1
Total Rushes .....	260	308
<b>NET YARDS PASSING</b> .....	<b>2291</b>	<b>2685</b>
Avg. Per Game .....	208.3	244.1
Sacked/Yards Lost .....	40/279	22/168
Gross Yards .....	2570	2853
Att./Completions .....	377/241	368/253
Completion Pct. ....	63.9	68.8
<b>HAD INTERCEPTED</b> .....	<b>10</b>	<b>9</b>
<b>PUNTS/AVERAGE</b> .....	<b>49/44.9</b>	<b>41/43.5</b>
Net Punting Avg. ....	49/42.9	41/39.7
<b>PENALTIES/YARDS</b> .....	<b>66/547</b>	<b>68/601</b>
<b>FUMBLES/BALL LOST</b> .....	<b>11/4</b>	<b>15/10</b>
<b>TOUCHDOWNS</b> .....	<b>29</b>	<b>28</b>
Rushing .....	10	9
Passing .....	18	17
Returns .....	1	2

### SCORE BY PERIODS

	Q1	Q2	Q3	Q4	OT	PTS
PACKERS	58	40	44	87	3	232
OPPONENTS	37	100	42	82	0	261

### SCORING

	T	Ru	Pa	Rt	K-PAT	FG	S	PTS
Mason Crosby .....	0	0	0	0	25/27	11/15	0	58
Davante Adams .....	7	0	7	0			0	42
Jordy Nelson .....	6	0	6	0			0	36
Ty Montgomery .....	4	3	1	0			0	24
Aaron Jones .....	3	3	0	0			0	18
Jamaal Williams .....	3	2	1	0			0	18
Randall Cobb .....	2	0	2	0			0	12
Brett Hundley .....	2	2	0	0			0	12
Lance Kendricks .....	1	0	1	0			0	6
Damarious Randall .....	1	0	0	1			0	6
<b>PACKERS</b> .....	<b>29</b>	<b>10</b>	<b>18</b>	<b>1</b>	<b>25/27</b>	<b>11/15</b>	<b>0</b>	<b>232</b>
<b>OPPONENTS</b> .....	<b>28</b>	<b>9</b>	<b>17</b>	<b>2</b>	<b>25/27</b>	<b>22/25</b>	<b>0</b>	<b>261</b>

2-Pt Conversions: Packers 0-2, Opponents 1-1

**SACKS:** Nick Perry 7.0, Mike Daniels 3.5, Clay Matthews 3.5, Josh Jones 2, Ahmad Brooks 1.5, Kyler Fackrell 1, Davon House 1, Dean Lowry 1, Blake Martinez 1, Joe Thomas 0.5, PACKERS 22, OPPONENTS 40

	No	Yds	Avg	Long	TD
<b>RUSHING</b>					
Aaron Jones .....	70	370	5.3	46t	3
Ty Montgomery .....	71	273	3.8	37t	3
Jamaal Williams .....	70	224	3.2	12	2
Brett Hundley .....	14	110	7.9	22	2
Aaron Rodgers .....	18	83	4.6	18	0
Randall Cobb .....	7	19	2.7	10	0
Trevor Davis .....	2	13	6.5	9	0
Aaron Ripkowski .....	5	13	2.6	4	0
Devante Mays .....	3	-1	-0.3	2	0
<b>PACKERS</b> .....	<b>260</b>	<b>1104</b>	<b>4.2</b>	<b>46t</b>	<b>10</b>
<b>OPPONENTS</b> .....	<b>308</b>	<b>1178</b>	<b>3.8</b>	<b>35</b>	<b>9</b>

	No	Yds	Avg	Long	TD
<b>RECEIVING</b>					
Davante Adams .....	55	702	12.8	55t	7
Randall Cobb .....	43	463	10.8	46	2
Jordy Nelson .....	38	393	10.3	58	6
Martellus Bennett .....	24	233	9.7	33	0
Ty Montgomery .....	23	173	7.5	23	1
Jamaal Williams .....	13	152	11.7	54t	1
Geronimo Allison .....	11	167	15.2	72	0
Lance Kendricks .....	10	140	14.0	51	1
Aaron Jones .....	8	16	2.0	9	0
Richard Rodgers .....	7	79	11.3	25	0
Aaron Ripkowski .....	6	35	5.8	12	0
Trevor Davis .....	2	14	7.0	9	0
Joe Kerridge .....	1	3	3.0	3	0
<b>PACKERS</b> .....	<b>241</b>	<b>2570</b>	<b>10.7</b>	<b>72</b>	<b>18</b>
<b>OPPONENTS</b> .....	<b>253</b>	<b>2853</b>	<b>11.3</b>	<b>63</b>	<b>17</b>

	No	Yds	Avg	Long	TD
<b>INTERCEPTIONS</b>					
Damarious Randall .....	4	35	8.8	21t	1
Ha Ha Clinton-Dix .....	2	3	1.5	3	0
Kentrell Brice .....	1	11	11.0	11	0
Blake Martinez .....	1	3	3.0	3	0
Davon House .....	1	0	0.0	0	0
<b>PACKERS</b> .....	<b>9</b>	<b>52</b>	<b>5.8</b>	<b>21t</b>	<b>1</b>
<b>OPPONENTS</b> .....	<b>10</b>	<b>141</b>	<b>14.1</b>	<b>75t</b>	<b>1</b>

	No	Yds	Avg	Net	TB	In	20	LG	Bik
<b>PUNTING</b>									
Justin Vogel .....	49	2201	44.9	42.9	0	14	62	0	0
<b>PACKERS</b> .....	<b>49</b>	<b>2201</b>	<b>44.9</b>	<b>42.9</b>	<b>0</b>	<b>14</b>	<b>62</b>	<b>0</b>	<b>0</b>
<b>OPPONENTS</b> .....	<b>41</b>	<b>1782</b>	<b>43.5</b>	<b>39.7</b>	<b>1</b>	<b>25</b>	<b>59</b>	<b>0</b>	<b>0</b>

	Ret	FC	Yds	Avg	Long	TD
<b>PUNT RETURNS</b>						
Trevor Davis .....	14	14	134	9.6	33	0
Geronimo Allison .....	1	0	0	0.0	0	0
<b>PACKERS</b> .....	<b>15</b>	<b>14</b>	<b>134</b>	<b>8.9</b>	<b>33</b>	<b>0</b>
<b>OPPONENTS</b> .....	<b>19</b>	<b>20</b>	<b>100</b>	<b>5.3</b>	<b>28</b>	<b>0</b>

	No	Yds	Avg	Long	TD
<b>KICKOFF RETURNS</b>					
Trevor Davis .....	18	405	22.5	34	0
Jeff Janis .....	2	28	14.0	17	0
<b>PACKERS</b> .....	<b>20</b>	<b>433</b>	<b>21.7</b>	<b>34</b>	<b>0</b>
<b>OPPONENTS</b> .....	<b>22</b>	<b>528</b>	<b>24.0</b>	<b>43</b>	<b>0</b>

	1-19	20-29	30-39	40-49	50+
<b>FIELD GOALS</b>					
Mason Crosby .....	0/0	6/6	1/3	3/3	1/3
<b>PACKERS</b> .....	<b>0/0</b>	<b>6/6</b>	<b>1/3</b>	<b>3/3</b>	<b>1/3</b>
<b>OPPONENTS</b> .....	<b>1/1</b>	<b>3/3</b>	<b>6/6</b>	<b>8/10</b>	<b>4/5</b>

Crosby: (40G) (28G) (28G, 27G) () (22G) (26G) (59N, 46G) (38B, 35G) (40G, 24G, 50G, 35N) () (57N)

Opponents: (33G, 21G, 41G) (51G, 53G) (48N, 46G) (47N) (43G) (36G, 34G, 53G) (28G, 44G) (55N, 44G, 19G, 31G) (45G, 44G, 49G) (32G, 39G, 23G) (53G)

	Att	Cmp	Yds	Cmp%	Yds/Att	TD	TD%	Int	Int%	Long	Sack/Lost	Rating
<b>PASSING</b>												
Aaron Rodgers .....	193	128	1385	66.3	7.18	13	6.7	3	1.6	72	19/142	103.2
Brett Hundley .....	184	113	1185	61.4	6.44	5	2.7	7	3.8	55t	21/137	73.3
<b>PACKERS</b> .....	<b>377</b>	<b>241</b>	<b>2570</b>	<b>63.9</b>	<b>6.82</b>	<b>18</b>	<b>4.8</b>	<b>10</b>	<b>2.7</b>	<b>72</b>	<b>40/279</b>	<b>88.6</b>
<b>OPPONENTS</b> .....	<b>368</b>	<b>253</b>	<b>2853</b>	<b>68.8</b>	<b>7.75</b>	<b>17</b>	<b>4.6</b>	<b>9</b>	<b>2.4</b>	<b>63</b>	<b>22/168</b>	<b>96.9</b>



## 2017 REGULAR-SEASON DEFENSIVE STATISTICS

Official totals – based on coaches' film review, through Week 12 at Pittsburgh

Player	Total			Sacks/ Yards	Int/ Yards	Fum Rec	For Fum	Pass Def
	Tackles	Solo	Asst					
Blake Martinez	113	78	35	1.0/8.0	1/3	2	1	7
Ha Ha Clinton-Dix	56	48	8	0.0/0.0	2/3	0	0	7
Jake Ryan	54	40	14	0.0/0.0	0/0	1	1	1
Josh Jones	52	49	3	2.0/14.0	0/0	0	0	2
Kenny Clark	49	21	28	0.0/0.0	0/0	0	1	1
Damarious Randall	48	39	9	0.0/0.0	4/35	1	0	9
Mike Daniels	48	31	17	3.5/28.0	0/0	0	1	0
Morgan Burnett	41	35	6	0.0/0.0	0/0	0	1	5
Davon House	40	34	6	1.0/8.0	1/0	0	0	6
Clay Matthews	36	26	10	3.5/36.5	0/0	1	1	2
Nick Perry	36	23	13	7.0/43.0	0/0	1	1	1
Kevin King	31	23	8	0.0/0.0	0/0	0	0	8
Quinton Dial	26	13	13	0.0/0.0	0/0	0	0	1
Kentrell Brice	24	21	3	0.0/0.0	1/11	0	0	4
Josh Hawkins	23	19	4	0.0/0.0	0/0	0	1	4
Kyler Fackrell	21	14	7	1.0/8.0	0/0	1	0	0
Dean Lowry	19	10	9	1.0/7.0	0/0	0	0	1
Quinten Rollins	18	13	5	0.0/0.0	0/0	1	0	2
Marwin Evans	13	12	1	0.0/0.0	0/0	0	1	1
Ahmad Brooks	9	7	2	1.5/10.0	0/0	0	0	2
Vince Biegel	8	4	4	0.0/0.0	0/0	0	0	0
Lenzy Pipkins	8	4	4	0.0/0.0	0/0	0	0	0
Chris Odom	8	3	5	0.0/0.0	0/0	0	0	0
Ricky Jean Francois	3	1	2	0.0/0.0	0/0	0	0	0
Montravius Adams	3	0	3	0.0/0.0	0/0	0	0	0
Joe Thomas	2	2	0	0.5/5.5	0/0	0	0	1
Jermaine Whitehead	2	1	1	0.0/0.0	0/0	0	0	0
<b>Totals</b>	<b>791</b>	<b>571</b>	<b>220</b>	<b>22.0/168.0</b>	<b>9/52</b>	<b>8</b>	<b>9</b>	<b>65</b>

### DEFENSIVE SCORING

Player	TD	Int		Fum	Safeties
		Ret	Ret		
Damarious Randall	1	1	0	0	0
<b>Totals</b>	<b>1</b>	<b>1</b>	<b>0</b>	<b>0</b>	<b>0</b>

**Defensive touchdowns (1):**

Randall — 21-yard INT return at Dallas (10/8)

### MISCELLANEOUS

Player	Tackles
Geronimo Allison	2
Jahri Evans	2
Randall Cobb	1
Lance Kendricks	1
Jordy Nelson	1
<b>Totals</b>	<b>7</b>

Player	FR
Jahri Evans	1
Brett Hundley	1
Justin McCray	1
Aaron Rodgers	1
Jason Spriggs	1
<b>Totals</b>	<b>5</b>

### SPECIAL TEAMS

Player	TT	FR	FF
Marwin Evans	10	0	0
Jeff Janis	4	0	0
Josh Jones	4	0	0
Aaron Ripkowski	4	0	0
Vince Biegel	3	0	0
Trevor Davis	3	0	0
Lance Kendricks	3	0	0
Quinten Rollins	3	1	0
Kentrell Brice	2	0	0
Kyler Fackrell	2	0	0
Jermaine Whitehead	2	0	0
Jamaal Williams	2	0	0
Mason Crosby	1	0	0
Derek Hart	1	0	0
Aaron Jones	1	0	0
Kevin King	1	0	0
Blake Martinez	1	0	0
Lenzy Pipkins	1	0	0
Jake Ryan	1	0	0
Joe Thomas	1	0	0
Justin Vogel	1	0	0
<b>Totals</b>	<b>51</b>	<b>1</b>	<b>0</b>

### BLOCKED KICKS

Player	PAT	FG	P
Kenny Clark	1	0	0
<b>Totals</b>	<b>1</b>	<b>0</b>	<b>0</b>



No	ALPHABETICAL ROSTER	Pos	Ht	Wt	Birthdate	NFL Exp	College	High School	Hometown
17	Adams, Davante	WR	6-1	215	12/24/92	4	Fresno State	Palo Alto, Calif.	
90	Adams, Montravius	DT	6-4	304	7/24/95	R	Auburn	Vienna, Ga.	
81	Allison, Geronimo	WR	6-3	202	1/18/94	2	Illinois	Riverview, Fla.	
69	Bakhtiari, David	T	6-4	310	9/30/91	5	Colorado	San Mateo, Calif.	
45	Biegel, Vince	LB	6-3	246	7/2/93	R	Wisconsin	Wisconsin Rapids, Wis.	
55	Brooks, Ahmad	LB	6-3	259	3/14/84	11	Virginia	Fairfax, Va.	
44	Brown, Donatello	CB	6-0	190	5/15/91	R	Valdosta State	Kennesaw, Ga.	
42	Burnett, Morgan	S	6-1	209	1/13/89	8	Georgia Tech	College Park, Ga.	
6	Callahan, Joe	QB	6-1	216	6/4/93	2	Wesley	Absecon, N.J.	
97	Clark, Kenny	DT	6-3	314	10/4/95	2	UCLA	Rialto, Calif.	
21	Clinton-Dix, Ha Ha	S	6-1	208	12/21/92	4	Alabama	Orlando, Fla.	
18	Cobb, Randall	WR	5-10	192	8/22/90	7	Kentucky	Alcoa, Tenn.	
2	Crosby, Mason	K	6-1	207	9/3/84	11	Colorado	Georgetown, Texas	
76	Daniels, Mike	DT	6-0	310	5/5/89	6	Iowa	Blackwood, N.J.	
11	Davis, Trevor	WR	6-1	188	7/4/93	2	California	Martinez, Calif.	
91	Dial, Quinton	DT	6-5	318	6/21/90	5	Alabama	Pinson, Ala.	
73	Evans, Jahri	G	6-4	318	8/22/83	12	Bloomsburg	Philadelphia, Pa.	
25	Evans, Marwin	S	5-11	211	4/10/93	2	Utah State	Oak Creek, Wis.	
51	Fackrell, Kyle	LB	6-5	245	11/25/91	2	Utah State	Mesa, Ariz.	
61	Goode, Brett	LS	6-1	255	11/2/84	10	Arkansas	Fort Smith, Ark.	
28	Hawkins, Josh	CB	5-10	189	1/23/93	2	East Carolina	Kernersville, N.C.	
31	House, Davon	CB	6-0	195	7/10/89	7	New Mexico State	Palmdale, Calif.	
7	Hundley, Brett	QB	6-3	226	6/15/93	3	UCLA	Chandler, Ariz.	
83	Janis, Jeff	WR	6-3	219	6/24/91	4	Saginaw Valley State	Tawas City, Mich.	
74	John, Ulrick	T	6-6	309	5/20/92	4	Georgia State	Hinesville, Ga.	
33	Jones, Aaron	RB	5-9	208	12/2/94	R	Texas-El Paso	El Paso, Texas	
27	Jones, Josh	S	6-2	220	9/20/94	R	North Carolina State	Walled Lake, Mich.	
84	Kendricks, Lance	TE	6-3	250	1/30/88	7	Wisconsin	Milwaukee, Wis.	
40	Kerridge, Joe	FB	6-0	245	9/17/92	2	Michigan	Traverse City, Mich.	
20	King, Kevin	CB	6-3	200	5/5/95	R	Washington	Oakland, Calif.	
63	Linsley, Corey	C	6-3	301	7/27/91	4	Ohio State	Boardman, Ohio	
94	Lowry, Dean	DE	6-6	296	6/9/94	2	Northwestern	Rockford, Ill.	
50	Martinez, Blake	LB	6-2	237	1/9/94	2	Stanford	Oro Valley, Ariz.	
52	Matthews, Clay	LB	6-3	255	5/14/86	9	Southern California	Agoura Hills, Calif.	
32	Mays, Devante	RB	5-10	230	5/26/94	R	Utah State	Livingston, Texas	
64	McCray, Justin	G	6-3	317	5/31/92	1	Central Florida	Miami, Fla.	
88	Montgomery, Ty	RB	6-0	216	1/22/93	3	Stanford	Dallas, Texas	
87	Nelson, Jordy	WR	6-3	217	5/31/85	10	Kansas State	Riley, Kan.	
98	Odom, Chris	LB	6-4	262	9/16/94	R	Arkansas State	Arlington, Texas	
77	Pankey, Adam	G/T	6-5	313	2/2/94	R	West Virginia	Hamilton, Ohio	
62	Patrick, Lucas	G	6-3	313	7/30/93	1	Duke	Brentwood, Tenn.	
53	Perry, Nick	LB	6-3	265	4/12/90	6	Southern California	Detroit, Mich.	
41	Pipkins, Lenzy	CB	6-0	196	11/7/93	R	Oklahoma State	Mansfield, Texas	
23	Randall, Damarious	CB	5-11	196	8/29/92	3	Arizona State	Pensacola, Fla.	
22	Ripkowski, Aaron	FB	6-1	246	12/20/92	3	Oklahoma	Dayton, Texas	
82	Rodgers, Richard	TE	6-4	257	1/22/92	4	California	Shrewsbury, Mass.	
47	Ryan, Jake	LB	6-2	240	2/27/92	3	Michigan	Cleveland, Ohio	
78	Spriggs, Jason	T	6-6	301	5/17/94	2	Indiana	Elkhart, Ind.	
65	Taylor, Lane	G	6-3	324	11/22/89	5	Oklahoma State	Arlington, Texas	
48	Thomas, Joe	LB	6-1	227	5/6/91	3	South Carolina State	Blackville, S.C.	
8	Vogel, Justin	P	6-4	219	10/14/93	R	Miami	Tampa, Fla.	
35	Whitehead, Jermaine	S	5-11	195	3/12/93	1	Auburn	Greenwood, Miss.	
30	Williams, Jamaal	RB	6-0	213	4/3/95	R	Brigham Young	Fontana, Calif.	

## PRACTICE SQUAD

79	Amichia, Kofi	G	6-3	304	7/29/94	R	South Florida	Powder Springs, Ga.	
86	Byrd, Emanuel	TE	6-2	240	12/9/94	R	Marshall	Albany, Ga.	
89	Clark, Michael	WR	6-6	217	10/26/95	R	Marshall	St. Petersburg, Fla.	
9	Evans, Jerod	QB	6-3	232	1/16/94	R	Virginia Tech	Dallas, Texas	
93	Gilbert, Reggie	LB	6-3	261	4/1/93	1	Arizona	Laveen, Ariz.	
72	Kallon, Francis	T	6-5	295	2/2/94	R	Georgia Tech	Lawrenceville, Ga.	
71	Lunsford, Izaah	DT	6-3	310	10/21/93	R	Bowling Green State	Cincinnati, Ohio	
49	Mathews, Derrick	LB	6-0	232	9/25/92	1	Houston	Houston, Texas	
13	McCaffrey, Max	WR	6-0	200	5/17/94	1	Duke	Castle Rock, Colo.	
10	Yancey, DeAngelo	WR	6-1	220	11/18/94	R	Purdue	Atlanta, Ga.	

## RESERVE/INJURED

29	Brice, Kentrell	S	5-11	200	8/11/94	2	Louisiana Tech	Ruston, La.	
75	Bulaga, Bryan	T	6-5	314	3/21/89	8	Iowa	Woodstock, Ill.	
68	Murphy, Kyle	T	6-6	305	12/11/93	2	Stanford	San Clemente, Calif.	
59	Pepper, Taybor	LS	6-4	245	5/28/94	R	Michigan State	Saline, Mich.	
12	Rodgers, Aaron	QB	6-2	225	12/2/83	13	California	Chico, Calif.	
24	Rollins, Quinten	CB	5-11	195	7/15/92	3	Miami (Ohio)	Wilmington, Ohio	
10	Schum, Jacob	P	5-10	211	1/21/89	2	Buffalo	Hamburg, N.Y.	
57	Talley, David	LB	6-1	236	11/9/94	R	Grand Valley State	Orchard Lake, Mich.	
26	Waters, Herb	CB	6-0	188	11/10/92	1	Miami	Homestead, Fla.	

## RESERVE/PHYSICALLY UNABLE TO PERFORM

39	Goodson, Demetri	CB	5-11	197	6/11/89	4	Baylor	Spring, Texas	
----	------------------	----	------	-----	---------	---	--------	---------------	--

No	NUMERICAL ROSTER	Pos	Ht	Wt	Age	NFL Exp	College	How Acquired	Reg. season
									GP/GS/DNP/IA
2	Mason Crosby	K	6-1	207	33	11	Colorado	D6c-07	11/0/0/0
6	Joe Callahan	QB	6-1	216	24	2	Wesley	FA-17	0/0/5/0
7	Brett Hundley	QB	6-3	226	24	3	UCLA	D5-15	7/5/4/0
8	Justin Vogel	P	6-4	219	24	R	Miami	FA-17	11/0/0/0
11	Trevor Davis	WR	6-1	188	24	2	California	D5-16	11/0/0/0
17	Davante Adams	WR	6-1	215	24	4	Fresno State	D2-14	11/11/0/0
18	Randall Cobb	WR	5-10	192	27	7	Kentucky	D2-11	10/10/0/1
20	Kevin King	CB	6-3	200	22	R	Washington	D2a-17	9/5/0/2
21	Ha Ha Clinton-Dix	S	6-1	208	24	4	Alabama	D1-14	11/11/0/0
22	Aaron Ripkowski	FB	6-1	246	24	3	Oklahoma	D6a-15	11/0/0/0
23	Damarious Randall	CB	5-11	196	25	3	Arizona State	D1-15	11/9/0/0
25	Marvin Evans	S	5-11	211	24	2	Utah State	FA-16	11/1/0/0
27	Josh Jones	S	6-2	220	23	R	North Carolina State	D2b-17	11/4/0/0
28	Josh Hawkins	CB	5-10	189	24	2	East Carolina	FA-16	10/2/0/1
30	Jamaal Williams	RB	6-0	213	22	R	Brigham Young	D4b-17	11/2/0/0
31	Davon House	CB	6-0	195	28	7	New Mexico State	FA-17	8/8/0/3
32	Devante Mays	RB	5-10	230	23	R	Utah State	D7a-17	4/0/3/4
33	Aaron Jones	RB	5-9	208	22	R	Texas-El Paso	D5b-17	8/4/0/3
35	Jermaine Whitehead	S	5-11	195	24	1	Auburn	FA-16	5/0/0/0
40	Joe Kerridge	FB	6-0	245	25	2	Michigan	FA-17	2/0/0/0
41	Lenzy Pipkins	CB	6-0	196	24	R	Oklahoma State	FA-17	7/0/0/4
42	Morgan Burnett	S	6-1	209	28	8	Georgia Tech	D3-10	7/7/0/4
44	Donatello Brown	CB	6-0	190	26	R	Valdosta State	FA-17	0/0/1/3
45	Vince Biegel	LB	6-3	246	24	R	Wisconsin	D4a-17	4/0/0/0
47	Jake Ryan	LB	6-2	240	25	3	Michigan	D4-15	10/8/0/1
48	Joe Thomas	LB	6-1	227	26	3	South Carolina State	FA-15 (PS-Dal.)	7/0/0/4
50	Blake Martinez	LB	6-2	237	23	2	Stanford	D4a-16	11/11/0/0
51	Kyler Fackrell	LB	6-5	245	26	2	Utah State	D3-16	11/1/0/0
52	Clay Matthews	LB	6-3	255	31	9	Southern California	D1b-09	10/10/0/1
53	Nick Perry	LB	6-3	265	27	6	Southern California	D1-12	10/9/0/1
55	Ahmad Brooks	LB	6-3	259	33	11	Virginia	FA-17	7/2/0/4
61	Brett Goode	LS	6-1	255	33	10	Arkansas	FA-08	5/0/0/0
62	Lucas Patrick	G	6-3	313	24	1	Duke	FA-16	9/1/0/2
63	Corey Linsley	C	6-3	301	26	4	Ohio State	D5a-14	11/11/0/0
64	Justin McCray	G	6-3	317	25	1	Central Florida	FA-17	10/6/1/0
65	Lane Taylor	G	6-3	324	28	5	Oklahoma State	FA-13	10/10/0/1
69	David Bakhtiari	T	6-4	310	26	5	Colorado	D4a-13	7/7/0/4
73	Jahri Evans	G	6-4	318	34	12	Bloomsburg	UFA (NO)-17	11/11/0/0
74	Ulrick John	T	6-6	309	25	4	Georgia State	FA-17 (PS-Ari.)	3/0/4/1
76	Mike Daniels	DT	6-0	310	28	6	Iowa	D4a-12	9/9/0/2
77	Adam Pankey	G/T	6-5	313	23	R	West Virginia	FA-17	0/0/5/5
78	Jason Spriggs	T	6-6	301	23	2	Indiana	D2-16	3/1/0/1
81	Geronimo Allison	WR	6-3	202	23	2	Illinois	FA-16	10/0/0/0
82	Richard Rodgers	TE	6-4	257	25	4	California	D3b-14	11/0/0/0
83	Jeff Janis	WR	6-3	219	26	4	Saginaw Valley State	D7-14	11/0/0/0
84	Lance Kendricks	TE	6-3	250	29	7	Wisconsin	FA-17	11/4/0/0
87	Jordy Nelson	WR	6-3	217	32	10	Kansas State	D2a-08	11/11/0/0
88	Ty Montgomery	RB	6-0	216	24	3	Stanford	D3-15	8/5/0/3
90	Montravius Adams	DT	6-4	304	22	R	Auburn	D3-17	4/0/0/7
91	Quinton Dial	DT	6-5	318	27	5	Alabama	FA-17	8/2/0/3
94	Dean Lowry	DE	6-6	296	23	2	Northwestern	D4b-16	11/9/0/0
97	Kenny Clark	DT	6-3	314	22	2	UCLA	D1-16	10/10/0/1
98	Chris Odom	LB	6-4	262	23	R	Arkansas State	W-17 (Atl.)	6/0/2/3

### PRACTICE SQUAD

9	Jerod Evans	QB	6-3	232	23	R	Virginia Tech	FA-17	0/0/0/0
10	DeAngelo Yancey	WR	6-1	220	23	R	Purdue	FA-17	0/0/0/0
13	Max McCaffrey	WR	6-2	200	23	1	Duke	FA-17	0/0/0/0
49	Derrick Mathews	LB	6-0	232	25	1	Houston	FA-17	0/0/0/0
71	Izaah Lunsford	DT	6-3	310	24	R	Bowling Green State	FA-17	0/0/0/0
72	Francis Kallon	T	6-5	295	23	R	Georgia Tech	FA-17	0/0/0/0
79	Kofi Amichia	G	6-3	304	23	R	South Florida	FA-17	0/0/0/0
86	Emanuel Byrd	TE	6-2	240	22	R	Marshall	FA-17	0/0/0/0
89	Michael Clark	WR	6-6	217	22	R	Marshall	FA-17	0/0/0/0
93	Reggie Gilbert	LB	6-3	261	24	1	Arizona	FA-17	0/0/0/0

### RESERVE/INJURED

10	Jacob Schum	P	5-10	211	28	2	Buffalo	W-16 (T.B.)	0/0/0/0
12	Aaron Rodgers	QB	6-2	225	34	13	California	D1-05	6/6/0/0
24	Quinten Rollins	CB	5-11	195	25	3	Miami (Ohio)	D2-15	6/1/0/0
26	Herb Waters	CB	6-0	188	25	1	Miami	FA-16	0/0/0/0
29	Kentrell Brice	S	5-11	200	23	2	Louisiana Tech	FA-16	6/3/0/1
57	David Talley	LB	6-1	236	22	R	Grand Valley State	FA-17	0/0/0/0
59	Taybor Pepper	LS	6-4	245	23	R	Michigan State	FA-17	4/0/0/0
68	Kyle Murphy	T	6-6	305	23	2	Stanford	D6-16	3/3/0/0
75	Bryan Bulaga	T	6-5	314	28	8	Iowa	D1-10	5/5/0/4

### RESERVE/PHYSICALLY UNABLE TO PERFORM

39	Demetri Goodson	CB	5-11	197	28	4	Baylor	D6-14	0/0/0/0
----	-----------------	----	------	-----	----	---	--------	-------	---------



## OFFENSE

<b>WR:</b>	87	Jordy Nelson	17	Davante Adams	83	Jeff Janis
<b>LT:</b>	69	David Bakhtiari	74	Ulrick John	<u>77</u>	<u>Adam Pankey</u>
<b>LG:</b>	65	Lane Taylor	62	Lucas Patrick		
<b>C:</b>	63	Corey Linsley	64	Justin McCray	62	Lucas Patrick
<b>RG:</b>	73	Jahri Evans	64	Justin McCray		
<b>RT:</b>	78	Jason Spriggs	74	Ulrick John	<u>77</u>	<u>Adam Pankey</u>
<b>TE:</b>	84	Lance Kendricks	82	Richard Rodgers		
<b>WR:</b>	18	Randall Cobb	81	Geronimo Allison	11	Trevor Davis
<b>QB:</b>	7	Brett Hundley	6	Joe Callahan		
<b>RB:</b>	88	Ty Montgomery	<u>33</u>	<u>Aaron Jones</u>	<u>30</u>	<u>Jamaal Williams</u>
					<u>32</u>	<u>Devante Mays</u>
<b>FB:</b>	22	Aaron Ripkowski	40	Joe Kerridge		

## DEFENSE

<b>DE:</b>	94	Dean Lowry	91	Quinton Dial		
<b>NT:</b>	97	Kenny Clark	91	Quinton Dial		
<b>DT:</b>	76	Mike Daniels	<u>90</u>	<u>Montravius Adams</u>		
<b>LOLB:</b>	52	Clay Matthews	55	Ahmad Brooks	<u>45</u>	<u>Vince Biegel</u>
<b>ILB:</b>	47	Jake Ryan	48	Joe Thomas		
<b>ILB:</b>	50	Blake Martinez	48	Joe Thomas		
<b>ROLB:</b>	53	Nick Perry	51	Kyler Fackrell	<u>98</u>	<u>Chris Odom</u>
<b>LCB:</b>	31	Davon House	28	Josh Hawkins	<u>41</u>	<u>Lenzy Pipkins</u>
<b>RCB:</b>	23	Damarious Randall	<u>20</u>	<u>Kevin King</u>	<u>44</u>	<u>Donatello Brown</u>
<b>SS:</b>	42	Morgan Burnett	<u>27</u>	<u>Josh Jones</u>		
<b>FS:</b>	21	Ha Ha Clinton-Dix	25	Marwin Evans	35	Jermaine Whitehead

## SPECIAL TEAMS

<b>K:</b>	2	Mason Crosby				
<b>P:</b>	<u>8</u>	<u>Justin Vogel</u>				
<b>H:</b>	<u>8</u>	<u>Justin Vogel</u>	18	Randall Cobb		
<b>PR:</b>	11	Trevor Davis	18	Randall Cobb		
<b>KR:</b>	11	Trevor Davis	83	Jeff Janis	<u>33</u>	<u>Aaron Jones</u>
<b>LS:</b>	61	Brett Goode				

## Rookies are underlined ##

### COACH LOCATIONS

► **Coaches' Box:** Edgar Bennett (offensive coordinator), Jeff Blasko (assistant offensive line), Dom Capers (defensive coordinator), Scott McCurley (assistant linebackers), Tim McGarigle (defensive quality control), Omar Young (coaching administrator).

► **Sideline:** Brian Angelichio (tight ends), James Campen (offensive line), Luke Getsy (wide receivers), Jerry Montgomery (defensive front assistant), Winston Moss (associate head coach/linebackers), Darren Perry (secondary - safeties), David Raih (offensive perimeter), Jason Simmons (assistant special teams), Ben Sirmans (running backs), Mike Trgovac (defensive line), Alex Van Pelt (quarterbacks), Joe Whitt Jr. (secondary - cornerbacks), Ron Zook (special teams coordinator).



**ROSTER BY POSITION**

**QUARTERBACK (2)**

Joe Callahan  
 Brett Hundley

**FULLBACK (2)**

Aaron Ripkowski  
 Joe Kerridge

**RUNNING BACK (4)**

Aaron Jones  
Devante Mays  
 Ty Montgomery  
Jamaal Williams

**WIDE RECEIVER (6)**

Davante Adams  
 Geronimo Allison  
 Randall Cobb  
 Trevor Davis  
 Jeff Janis  
 Jordy Nelson

**TIGHT END (2)**

Lance Kendricks  
 Richard Rodgers

**OFFENSIVE LINE (9)**

David Bakhtiari  
 Jahri Evans  
 Ulrick John  
 Corey Linsley  
 Justin McCray  
 Adam Pankey  
 Lucas Patrick  
 Jason Spriggs  
 Lane Taylor

**DEFENSIVE LINE (5)**

Montravius Adams  
 Kenny Clark  
 Mike Daniels  
 Quinton Dial  
 Dean Lowry

*Rookies are underlined*

**LINEBACKER (9)**

Vince Biegel  
 Ahmad Brooks  
 Kyler Fackrell  
 Blake Martinez  
 Clay Matthews  
Chris Odom  
 Nick Perry  
 Jake Ryan  
 Joe Thomas

**CORNERBACK (6)**

Donatello Brown  
 Josh Hawkins  
 Davon House  
Kevin King  
Lenzy Pipkins  
 Damarious Randall

**SAFETY (5)**

Morgan Burnett  
 Ha Ha Clinton-Dix  
 Marwin Evans  
Josh Jones  
 Jermaine Whitehead

**SPECIALIST (3)**

Mason Crosby  
 Brett Goode  
Justin Vogel

**PRONUNCIATION GUIDE**

**PLAYERS**

Montravius Adams .....	mon-TRAY-vee-us	Izaah Lunsford .....	i-ZAY-uh
Kofi Amichia .....	KOE-fee uh-MEE-chee-uh	Taybor Pepper .....	TAY-burr
David Bakhtiari .....	bock-tee-R-ee	Damarious Randall .....	duh-MAIR-ee-us
Kentrell Brice .....	ken-TRELL	<b>COACHES</b>	
Ahmad Brooks .....	uh-MAHD	Brian Angelichio .....	an-juh-LEEK-o
Bryan Bulaga .....	buh-LAH-guh	James Campen .....	KAMP-en
Jahri Evans .....	jah-REE	Mark Lovat .....	luh-VOTT
Kyler Fackrell .....	FACK-rull	Tim McGarigle .....	mac-GARGLE
Brett Goode .....	GEWD	David Raih .....	RYE
Joe Kerridge .....	KAIR-idge	Mike Trgovac .....	TER-guh-vac



## HOW THE PACKERS WERE BUILT

Year	Record	Draft (31)	Waivers (1)	Free Agents (21)
2007	13-3	K Mason Crosby D6c		
2008	6-10	WR Jordy Nelson D2a		LS Brett Goode
2009	11-5	LB Clay Matthews D1b		
2010	10-6	S Morgan Burnett D3		
2011	15-1	WR Randall Cobb D2		
2012	11-5	LB Nick Perry D1 DT Mike Daniels D4a		
2013	8-7-1	T David Bakhtiari D4a		G Lane Taylor
2014	12-4	S Ha Ha Clinton-Dix D1 WR Davante Adams D2 TE Richard Rodgers D3b C Corey Linsley D5a WR Jeff Janis D7		
2015	10-6	CB Damarious Randall D1 RB Ty Montgomery D3 LB Jake Ryan D4 QB Brett Hundley D5 FB Aaron Ripkowski D6a		LB Joe Thomas (PS-Dal.)
2016	10-6	DT Kenny Clark D1 T Jason Spriggs D2 LB Kyler Fackrell D3 LB Blake Martinez D4a DE Dean Lowry D4b WR Trevor Davis D5		WR Geronimo Allison QB Joe Callahan S Marwin Evans CB Josh Hawkins FB Joe Kerridge G Lucas Patrick S Jermaine Whitehead
2017	5-6	CB Kevin King D2a S Josh Jones D2b DT Montravius Adams D3 LB Vince Biegel D4a RB Jamaal Williams D4b RB Aaron Jones D5b RB Devante Mays D7a	LB Chris Odom (ATL)	LB Ahmad Brooks CB Donatello Brown DT Quinton Dial G Jahri Evans (UFA-NO) CB Davon House (D4-11) T Ulrick John (PS-Ari.) TE Lance Kendricks G Justin McCray G/T Adam Pankey CB Lenzy Pipkins P Justin Vogel





## INDIVIDUAL STATISTICS, OFFENSE

	<b>RUSHING T.Montgomery</b>					<b>A.Rodgers</b>					<b>J.Williams</b>					<b>R.Cobb</b>					<b>A.Jones</b>					<b>A.Ripkowski</b>						
	No	Yds	Avg	Lg	TD	No	Yds	Avg	Lg	TD	No	Yds	Avg	Lg	TD	No	Yds	Avg	Lg	TD	No	Yds	Avg	Lg	TD	No	Yds	Avg	Lg	TD		
9/10	Sea	19	54	2.8	8	1	7	21	3.0	13	0	2	9	4.5	6	0	0	0	--	--	0	0	0	--	--	0	0	0	--	--	0	
9/17	at Atl	10	35	3.5	7	1	2	8	4.0	9	0	2	6	3.0	4	0	1	10	10.0	10	0	0	0	--	--	0	0	0	--	--	0	
9/24	Cin	12	35	2.9	8	0	4	23	5.8	13	0	1	6	6.0	6	0	(Inactive)															
9/28	Chi	5	28	5.6	11	0	1	-1	-1.0	-1	0	4	11	2.8	4	0	0	0	--	--	0	13	49	3.8	11	1	1	4	4.0	4	0	
10/8	at Dal	(Inactive)					4	32	8.0	18	0	1	1	1.0	1	0	0	0	--	--	0	19	125	6.6	22	1	1	2	2.0	2	0	
10/15	at Min	10	28	2.8	7	0	0	0	--	--	0	0	0	--	--	0	0	0	--	--	0	13	41	3.2	9	0	0	0	--	--	0	
10/22	NO	4	6	1.5	5	0	(Injured Reserve)					0	0	--	--	0	0	0	--	--	0	17	131	7.7	46t	1	0	0	--	--	0	
11/6	Det	5	33	6.6	9	0	(Injured Reserve)					1	1	1.0	1t	1	1	1	1.0	1	0	5	12	2.4	4	0	0	0	--	--	0	
11/12	at Chi	6	54	9.0	37t	1	(Injured Reserve)					20	67	3.4	7	0	4	8	2.0	6	0	3	12	3.0	6	0	2	3	1.5	2	0	
11/19	Bal	(Inactive)					(Injured Reserve)					18	57	3.2	8	0	1	0	0.0	0	0	(Inactive)					0	0	--	--	0	
11/26	at Pit	(Inactive)					(Injured Reserve)					21	66	3.1	12	1	0	0	--	--	0	(Inactive)					1	4	4.0	4	0	
12/3	TB																															
12/10	at Cle																															
12/17	at Car																															
12/23	Min																															
12/31	at Det																															
<b>SEASON</b>		<b>71</b>	<b>273</b>	<b>3.8</b>	<b>37t</b>	<b>3</b>	<b>18</b>	<b>83</b>	<b>4.6</b>	<b>18</b>	<b>0</b>	<b>70</b>	<b>224</b>	<b>3.2</b>	<b>12</b>	<b>2</b>	<b>7</b>	<b>19</b>	<b>2.7</b>	<b>10</b>	<b>0</b>	<b>70</b>	<b>370</b>	<b>5.3</b>	<b>46t</b>	<b>3</b>	<b>5</b>	<b>13</b>	<b>2.6</b>	<b>4</b>	<b>0</b>	
<b>CAREER</b>		<b>151</b>	<b>744</b>	<b>4.9</b>	<b>61</b>	<b>6</b>	<b>519</b>	<b>2627</b>	<b>5.1</b>	<b>35</b>	<b>25</b>	<b>70</b>	<b>224</b>	<b>3.2</b>	<b>12</b>	<b>2</b>	<b>57</b>	<b>354</b>	<b>6.2</b>	<b>67</b>	<b>0</b>	<b>70</b>	<b>370</b>	<b>5.3</b>	<b>46t</b>	<b>3</b>	<b>39</b>	<b>163</b>	<b>4.2</b>	<b>15</b>	<b>2</b>	

	<b>RUSHING B.Hundley</b>					
	No	Yds	Avg	Lg	TD	
9/10	Sea	(Did Not Play)				
9/17	at Atl	(Did Not Play)				
9/24	Cin	(Did Not Play)				
9/28	Chi	0	0	--	--	0
10/8	at Dal	(Did Not Play)				
10/15	at Min	1	3	3.0	3	0
10/22	NO	3	44	14.7	22	1
11/6	Det	4	22	5.5	12	1
11/12	at Chi	2	16	8.0	17	0
11/19	Bal	3	19	6.3	12	0
11/26	at Pit	1	6	6.0	6	0
12/3	TB					
12/10	at Cle					
12/17	at Car					
12/23	Min					
12/31	at Det					
<b>SEASON</b>		<b>14</b>	<b>110</b>	<b>7.9</b>	<b>22</b>	<b>2</b>
<b>CAREER</b>		<b>17</b>	<b>108</b>	<b>6.4</b>	<b>22</b>	<b>2</b>

**ADDITIONAL REGULAR-SEASON RUSHING:** T.Davis 2-13, D.Mays 3--1.

	<b>PASSING A.Rodgers</b>										<b>B.Hundley</b>									
	Att	Com	Pct	Yds	Sk/Yd	TD	Lg	Int	Rtng		Att	Com	Pct	Yds	Sk/Yd	TD	Lg	Int	Rtng	
9/10	Sea	42	28	66.7	311	4/25	1	32t	1	86.5	(Did Not Play)									
9/17	at Atl	50	33	66.0	343	3/35	2	33t	1	90.7	(Did Not Play)									
9/24	Cin	42	28	66.7	313	6/33	3	72	1	102.6	(Did Not Play)									
9/28	Chi	26	18	69.2	179	2/10	4	58	0	128.0	1	1	100.0	0	0/0	0	0	0	79.2	
10/8	at Dal	29	19	65.5	221	4/39	3	33	0	122.9	(Did Not Play)									
10/15	at Min	4	2	50.0	18	0/0	0	10	0	62.5	33	18	54.5	157	4/20	1	26	3	39.6	
10/22	NO	(Injured Reserve)										25	12	48.0	87	1/8	0	14	1	39.9
11/6	Det	(Injured Reserve)										38	26	68.4	245	3/12	0	46	0	86.0
11/12	at Chi	(Injured Reserve)										25	18	72.0	212	3/30	1	42	0	110.8
11/19	Bal	(Injured Reserve)										36	21	58.3	239	6/49	0	33	3	43.6
11/26	at Pit	(Injured Reserve)										26	17	65.4	245	4/18	3	55t	0	134.3
12/3	TB																			
12/10	at Cle																			
12/17	at Car																			
12/23	Min																			
12/31	at Det																			
<b>SEASON</b>		<b>193</b>	<b>128</b>	<b>66.3</b>	<b>1385</b>	<b>19/142</b>	<b>13</b>	<b>72</b>	<b>3</b>	<b>103.2</b>	<b>184</b>	<b>113</b>	<b>61.4</b>	<b>1185</b>	<b>21/137</b>	<b>5</b>	<b>55t</b>	<b>7</b>	<b>73.3</b>	
<b>CAREER</b>		<b>4850</b>	<b>3162</b>	<b>65.2</b>	<b>38212</b>	<b>360/2305</b>	<b>310</b>	<b>93t</b>	<b>75</b>	<b>104.1</b>	<b>194</b>	<b>115</b>	<b>59.3</b>	<b>1202</b>	<b>21/137</b>	<b>5</b>	<b>55t</b>	<b>8</b>	<b>68.7</b>	

## INDIVIDUAL STATISTICS, OFFENSE

		RECEIVING R.Cobb					J.Nelson					D.Adams					T.Montgomery					M.Bennett					L.Kendricks				
		No	Yds	Avg	Lg	TD	No	Yds	Avg	Lg	TD	No	Yds	Avg	Lg	TD	No	Yds	Avg	Lg	TD	No	Yds	Avg	Lg	TD	No	Yds	Avg	Lg	TD
9/10	Sea	9	85	9.4	29	0	7	79	11.3	32t	1	3	47	15.7	21	0	4	39	9.8	20	0	3	43	14.3	26	0	2	18	9.0	9	0
9/17	at Atl	6	60	10.0	23	0	0	0	--	--	0	8	99	12.4	33t	1	6	75	12.5	23	1	5	47	9.4	18	0	0	0	--	--	0
9/24	Cin	(Inactive)					6	52	8.7	23	2	3	60	20.0	41	0	8	15	1.9	5	0	3	12	4.0	6	0	2	52	26.0	51	1
9/28	Chi	4	44	11.0	26	1	4	75	18.8	58	2	2	13	6.5	8	1	0	0	--	--	0	6	39	6.5	26	0	1	0	0.0	0	0
10/8	at Dal	4	29	7.3	13	0	2	24	12.0	14	1	7	66	9.4	14	2	(Inactive)					3	53	17.7	33	0	1	24	24.0	24	0
10/15	at Min	3	28	9.3	14	0	6	60	10.0	26	0	5	54	10.8	19	1	1	3	3.0	3	0	2	22	11.0	14	0	0	0	--	--	0
10/22	NO	2	15	7.5	14	0	1	13	13.0	13	0	2	12	6.0	8	0	1	9	9.0	9	0	2	17	8.5	12	0	0	0	--	--	0
11/6	Det	5	58	11.6	46	0	4	35	8.8	12	0	7	53	7.6	9	0	1	18	18.0	18	0	(Inactive)					2	32	16.0	21	0
11/12	at Chi	3	52	17.3	38	0	3	20	6.7	14	0	5	90	18.0	42	1	2	14	7.0	7	0	(Not With Team)					1	9	9.0	9	0
11/19	Bal	3	34	11.3	18	0	2	24	12.0	17	0	8	126	15.8	33	0	(Inactive)					(Not With Team)					1	5	5.0	5	0
11/26	at Pit	4	58	14.5	39t	1	3	11	3.7	7	0	5	82	16.4	55t	1	(Inactive)					(Not With Team)					0	0	--	--	0
12/3	TB																														
12/10	at Cle																														
12/17	at Car																														
12/23	Min																														
12/31	at Det																														
<b>SEASON</b>		<b>43</b>	<b>463</b>	<b>10.8</b>	<b>46</b>	<b>2</b>	<b>38</b>	<b>393</b>	<b>10.3</b>	<b>58</b>	<b>6</b>	<b>55</b>	<b>702</b>	<b>12.8</b>	<b>55t</b>	<b>7</b>	<b>23</b>	<b>173</b>	<b>7.5</b>	<b>23</b>	<b>1</b>	<b>24</b>	<b>233</b>	<b>9.7</b>	<b>33</b>	<b>0</b>	<b>10</b>	<b>140</b>	<b>14.0</b>	<b>51</b>	<b>1</b>
<b>CAREER</b>		<b>409</b>	<b>4951</b>	<b>12.1</b>	<b>70t</b>	<b>37</b>	<b>535</b>	<b>7759</b>	<b>14.5</b>	<b>93t</b>	<b>69</b>	<b>218</b>	<b>2628</b>	<b>12.1</b>	<b>66t</b>	<b>22</b>	<b>82</b>	<b>657</b>	<b>8.0</b>	<b>31t</b>	<b>3</b>	<b>427</b>	<b>4520</b>	<b>10.6</b>	<b>58</b>	<b>30</b>	<b>214</b>	<b>2272</b>	<b>10.6</b>	<b>80t</b>	<b>18</b>

		RECEIVING G.Allison					R.Rodgers					T.Davis					J.Williams					A.Ripkowski					A.Jones				
		No	Yds	Avg	Lg	TD	No	Yds	Avg	Lg	TD	No	Yds	Avg	Lg	TD	No	Yds	Avg	Lg	TD	No	Yds	Avg	Lg	TD	No	Yds	Avg	Lg	TD
9/10	Sea	(Reserve/Suspended)					0	0	--	--	0	0	0	--	--	0	0	0	--	--	0	0	0	--	--	0	(Inactive)				
9/17	at Atl	3	24	8.0	13	0	2	22	11.0	14	0	1	9	9.0	9	0	1	5	5.0	5	0	1	2	2.0	2	0	0	0	--	--	0
9/24	Cin	6	122	20.3	72	0	0	0	--	--	0	0	0	--	--	0	0	0	--	--	0	0	0	--	--	0	0	0	--	--	0
9/28	Chi	0	0	--	--	0	0	0	--	--	0	0	0	--	--	0	1	2	2.0	2	0	1	6	6.0	6	0	0	0	--	--	0
10/8	at Dal	0	0	--	--	0	1	16	16.0	16	0	0	0	--	--	0	0	0	--	--	0	0	0	--	--	0	1	9	9.0	9	0
10/15	at Min	1	7	7.0	7	0	0	0	--	--	0	0	0	--	--	0	0	0	--	--	0	1	0	0.0	0	0	1	1	1.0	1	0
10/22	NO	1	14	14.0	14	0	0	0	--	--	0	0	0	--	--	0	0	0	--	--	0	0	0	--	--	0	3	7	2.3	4	0
11/6	Det	0	0	--	--	0	1	5	5.0	5	0	1	5	5.0	5	0	2	31	15.5	18	0	1	9	9.0	9	0	2	-1	-0.5	2	0
11/12	at Chi	0	0	--	--	0	1	8	8.0	8	0	0	0	--	--	0	1	7	7.0	7	0	1	12	12.0	12	0	1	0	0.0	0	0
11/19	Bal	0	0	--	--	0	1	3	3.0	3	0	0	0	--	--	0	4	38	9.5	16	0	1	6	6.0	6	0	(Inactive)				
11/26	at Pit	0	0	--	--	0	1	25	25.0	25	0	0	0	--	--	0	4	69	17.3	54t	1	0	0	--	--	0	(Inactive)				
12/3	TB																														
12/10	at Cle																														
12/17	at Car																														
12/23	Min																														
12/31	at Det																														
<b>SEASON</b>		<b>11</b>	<b>167</b>	<b>15.2</b>	<b>72</b>	<b>0</b>	<b>7</b>	<b>79</b>	<b>11.3</b>	<b>25</b>	<b>0</b>	<b>2</b>	<b>14</b>	<b>7.0</b>	<b>9</b>	<b>0</b>	<b>13</b>	<b>152</b>	<b>11.7</b>	<b>54t</b>	<b>1</b>	<b>6</b>	<b>35</b>	<b>5.8</b>	<b>12</b>	<b>0</b>	<b>8</b>	<b>16</b>	<b>2.0</b>	<b>9</b>	<b>0</b>
<b>CAREER</b>		<b>23</b>	<b>369</b>	<b>16.0</b>	<b>72</b>	<b>2</b>	<b>115</b>	<b>1085</b>	<b>9.4</b>	<b>61t</b>	<b>12</b>	<b>5</b>	<b>38</b>	<b>7.6</b>	<b>9t</b>	<b>1</b>	<b>13</b>	<b>152</b>	<b>11.7</b>	<b>54t</b>	<b>1</b>	<b>16</b>	<b>99</b>	<b>6.2</b>	<b>18</b>	<b>1</b>	<b>8</b>	<b>16</b>	<b>2.0</b>	<b>9</b>	<b>0</b>

**ADDITIONAL REGULAR-SEASON RECEIVING:** J.Kerridge 1-3.

# INDIVIDUAL STATISTICS, OFFENSE

## RUSHING

		T.Montgomery										A.Rodgers										J.Williams										
		First Half					Second Half					First Half					Second Half					First Half					Second Half					
		No	Yds	Avg	Lg	TD	No	Yds	Avg	Lg	TD	No	Yds	Avg	Lg	TD	No	Yds	Avg	Lg	TD	No	Yds	Avg	Lg	TD	No	Yds	Avg	Lg	TD	
9/10	Sea	8	16	2.0	3	0	11	38	3.5	8	1	1	5	5.0	5	0	6	16	2.7	13	0	1	3	3.0	3	0	1	6	6.0	6	0	
9/17	at Atl	6	14	2.3	7	1	4	21	5.3	7	0	1	-1	-1.0	-1	0	1	9	9.0	9	0	1	2	2.0	2	0	1	4	4.0	4	0	
9/24	Cin	4	10	2.5	7	0	8	25	3.1	8	0	1	9	9.0	9	0	3	14	4.6	13	0	1	6	6.0	6	0	0	0	--	--	0	
9/28	Chi	5	28	5.6	11	0	0	0	--	--	0	1	-1	-1.0	-1	0	0	0	--	--	0	4	11	2.8	4	0	0	0	--	--	0	
10/8	at Dal																															
10/15	at Min	6	13	2.2	7	0	4	15	3.8	6	0	0	0	--	--	0	4	32	8.0	18	0	0	0	--	--	0	1	1	1.0	1	0	
10/22	NO	3	6	2.0	5	0	1	0	0.0	0	0																					
11/6	Det	2	17	8.5	9	0	3	16	5.3	8	0																					
11/12	at Chi	6	54	9.0	37t	1	0	0	--	--	0																					
11/19	Bal																															
11/26	at Pit																															
12/3	TB																															
12/10	at Cle																															
12/17	at Car																															
12/23	Min																															
12/31	at Det																															
<b>SEASON</b>		<b>40</b>	<b>158</b>	<b>3.8</b>	<b>37t</b>	<b>2</b>	<b>31</b>	<b>115</b>	<b>3.7</b>	<b>8</b>	<b>1</b>	<b>4</b>	<b>12</b>	<b>3.0</b>	<b>9</b>	<b>0</b>	<b>14</b>	<b>71</b>	<b>5.1</b>	<b>18</b>	<b>0</b>	<b>25</b>	<b>87</b>	<b>3.5</b>	<b>8</b>	<b>0</b>	<b>45</b>	<b>137</b>	<b>3.0</b>	<b>9</b>	<b>2</b>	

## RUSHING

		R.Cobb										A.Jones										A.Ripkowski									
		First Half					Second Half					First Half					Second Half					First Half					Second Half				
		No	Yds	Avg	Lg	TD	No	Yds	Avg	Lg	TD	No	Yds	Avg	Lg	TD	No	Yds	Avg	Lg	TD	No	Yds	Avg	Lg	TD	No	Yds	Avg	Lg	TD
9/10	Sea	0	0	--	--	0	0	0	--	--	0																				
9/17	at Atl	1	10	10.0	10	0	0	0	--	--	0	0	0	--	--	0	0	0	--	--	0	0	0	--	--	0	0	0	--	--	0
9/24	Cin																														
9/28	Chi	0	0	--	--	0	0	0	--	--	0	4	12	3.0	6	1	9	37	4.1	11	0	0	0	--	--	0	1	4	4.0	4	0
10/8	at Dal	0	0	--	--	0	0	0	--	--	0	7	33	4.7	13	1	12	92	7.7	22	0	1	2	2.0	2	0	0	0	--	--	0
10/15	at Min	0	0	--	--	0	0	0	--	--	0	6	17	2.8	5	0	7	24	3.4	9	0	0	0	--	--	0	0	0	--	--	0
10/22	NO	0	0	--	--	0	0	0	--	--	0	10	97	9.7	46t	1	7	34	4.9	21	0	0	0	--	--	0	0	0	--	--	0
11/6	Det	1	1	1.0	1	0	0	0	--	--	0	4	9	2.3	4	0	1	3	3.0	3	0	0	0	--	--	0	0	0	--	--	0
11/12	at Chi	1	-1	-1.0	-1	0	3	9	3.0	6	0	3	12	4.0	6	0	0	--	--	0	0	0	--	--	0	2	3	1.5	2	0	
11/19	Bal	1	0	0.0	0	0	0	0	--	--	0																				
11/26	at Pit	0	0	--	--	0	0	0	--	--	0																				
12/3	TB																														
12/10	at Cle																														
12/17	at Car																														
12/23	Min																														
12/31	at Det																														
<b>SEASON</b>		<b>4</b>	<b>10</b>	<b>2.5</b>	<b>10</b>	<b>0</b>	<b>3</b>	<b>9</b>	<b>3.0</b>	<b>6</b>	<b>0</b>	<b>34</b>	<b>180</b>	<b>5.3</b>	<b>46t</b>	<b>3</b>	<b>36</b>	<b>190</b>	<b>5.3</b>	<b>22</b>	<b>0</b>	<b>2</b>	<b>6</b>	<b>3.0</b>	<b>2</b>	<b>0</b>	<b>3</b>	<b>7</b>	<b>2.3</b>	<b>4</b>	<b>0</b>

## RUSHING

		B.Hundley									
		First Half					Second Half				
		No	Yds	Avg	Lg	TD	No	Yds	Avg	Lg	TD
9/10	Sea										
9/17	at Atl										
9/24	Cin										
9/28	Chi	0	0	--	--	0	0	--	--	0	4
10/8	at Dal										
10/15	at Min	1	3	3.0	3	0	0	0	--	--	0
10/22	NO	2	36	18.0	22	1	1	8	8.0	8	0
11/6	Det	3	21	7.0	12	0	1	1	1.0	1	0
11/12	at Chi	0	0	--	--	0	2	16	8.0	17	0
11/19	Bal	2	7	3.5	4	0	1	12	12.0	12	0
11/26	at Pit	1	6	6.0	6	0	0	0	--	--	0
12/3	TB										
12/10	at Cle										
12/17	at Car										
12/23	Min										
12/31	at Det										
<b>SEASON</b>		<b>9</b>	<b>73</b>	<b>8.1</b>	<b>12</b>	<b>1</b>	<b>5</b>	<b>37</b>	<b>7.4</b>	<b>17</b>	<b>0</b>

# INDIVIDUAL STATISTICS, OFFENSE

## PASSING

### A.Rodgers

		First Half										Second Half/OT									
		Att	Com	Pct	Yds	Sk/Yd	TD	Lg	Int	Rtng	Att	Com	Pct	Yds	Sk/Yd	TD	Lg	Int	Rtng		
9/10	Sea	22	14	63.6	153	4/25	0	29	1	65.2	20	14	70.0	158	0/0	1	32t	0	110.0		
9/17	at Atl	18	10	55.5	85	1/8	0	23	1	44.9	32	23	71.9	258	2/27	2	33t	0	116.4		
9/24	Cin	15	9	60.0	73	5/20	1	41	1	66.8	27	19	70.4	240	1/13	2	72	0	122.5		
9/28	Chi	15	9	60.0	119	2/10	2	58	0	124.7	11	9	81.8	60	0/0	2	26	0	129.0		
10/8	at Dal	13	11	84.6	107	3/23	1	24	0	126.6	16	8	50.0	114	1/16	2	33	0	113.0		
10/15	at Min	4	2	50.0	18	0/0	0	10	0	62.5	0	0	--	0	--	0	--	0	--		
10/22	NO									(Injured Reserve)									(Injured Reserve)		
11/6	Det									(Injured Reserve)									(Injured Reserve)		
11/12	at Chi									(Injured Reserve)									(Injured Reserve)		
11/19	Bal									(Injured Reserve)									(Injured Reserve)		
11/26	at Pit									(Injured Reserve)									(Injured Reserve)		
12/3	TB																				
12/10	at Cle																				
12/17	at Car																				
12/23	Min																				
12/31	at Det																				
<b>SEASON</b>		<b>87</b>	<b>55</b>	<b>63.2</b>	<b>555</b>	<b>15/86</b>	<b>4</b>	<b>58</b>	<b>3</b>	<b>82.3</b>	<b>106</b>	<b>73</b>	<b>68.9</b>	<b>830</b>	<b>4/56</b>	<b>9</b>	<b>72</b>	<b>0</b>	<b>120.4</b>		

## PASSING

### B.Hundley

		First Half										Second Half									
		Att	Com	Pct	Yds	Sk/Yd	TD	Lg	Int	Rtng	Att	Com	Pct	Yds	Sk/Yd	TD	Lg	Int	Rtng		
9/10	Sea									(Did Not Play)											
9/17	at Atl									(Did Not Play)											
9/24	Cin									(Did Not Play)											
9/28	Chi	0	0	--	0	--	0	--	0	--	1	1	100.0	0	0/0	0	0	0	79.2		
10/8	at Dal									(Did Not Play)											
10/15	at Min	8	4	50.0	43	2/13	1	26	1	66.1	25	14	56.0	114	2/7	0	19	2	34.4		
10/22	NO	15	7	46.7	56	0/0	0	14	0	56.5	10	5	50.0	31	1/8	0	13	1	17.1		
11/6	Det	18	13	72.2	80	2/4	0	18	0	80.0	20	13	65.0	165	1/8	0	46	0	90.6		
11/12	at Chi	12	8	66.7	86	2/22	0	38	0	87.5	13	10	76.9	126	1/8	1	42	0	132.2		
11/19	Bal	16	9	56.3	115	2/25	0	33	2	39.3	20	12	60.0	124	4/24	0	25	1	57.1		
11/26	at Pit	9	7	77.8	108	0/0	2	54t	0	156.2	17	10	58.8	137	4/18	1	55t	0	104.3		
12/3	TB																				
12/10	at Cle																				
12/17	at Car																				
12/23	Min																				
12/31	at Det																				
<b>SEASON</b>		<b>78</b>	<b>48</b>	<b>61.5</b>	<b>488</b>	<b>8/64</b>	<b>3</b>	<b>54t</b>	<b>3</b>	<b>76.2</b>	<b>106</b>	<b>65</b>	<b>61.3</b>	<b>697</b>	<b>13/73</b>	<b>2</b>	<b>55t</b>	<b>4</b>	<b>71.1</b>		

# INDIVIDUAL STATISTICS, OFFENSE

## RECEIVING R.Cobb

		First Half										Second Half										First Half										Second Half																			
		No					Yds					Avg					Lg					TD					No					Yds					Avg					Lg					TD				
		No	Yds	Avg	Lg	TD	No	Yds	Avg	Lg	TD	No	Yds	Avg	Lg	TD	No	Yds	Avg	Lg	TD	No	Yds	Avg	Lg	TD	No	Yds	Avg	Lg	TD	No	Yds	Avg	Lg	TD	No	Yds	Avg	Lg	TD										
9/10	Sea	5	56	11.2	29	0	4	29	7.3	10	0	3	47	15.7	21	0	0	0	--	--	0	3	24	8.0	13	0	4	55	13.8	32t	1																				
9/17	at Atl	2	22	11.0	17	0	4	38	9.5	18	0	3	18	6.0	9	0	5	81	16.2	33t	0	1	0	0	--	0	0	0	--	--	0	0	0	--	--	0															
9/24	Cin	(Inactive)																																																	
9/28	Chi	3	18	6.0	12	1	1	26	26.0	26	0	2	51	25.5	41	0	1	9	9.0	9	0	1	9	9.0	9	0	5	43	8.6	23	2																				
10/8	at Dal	4	29	7.3	13	0	0	0	--	--	0	4	29	7.3	10	1	3	37	12.3	14	1	1	0	0	--	0	2	24	12.0	14	1																				
10/15	at Min	0	0	--	--	0	3	28	9.3	14	0	1	14	14.0	14t	1	4	40	10.0	19	0	3	36	12.0	26	0	3	24	8.0	11	0																				
10/22	NO	1	14	14.0	14	0	1	1	1.0	1	0	0	0	--	--	0	2	12	6.0	8	0	0	0	--	--	0	1	13	13.0	13	0																				
11/6	Det	1	-3	-3.0	-3	0	4	61	15.3	46	0	4	29	7.3	9	0	3	24	8.0	9	0	3	23	7.7	8	0	1	12	12.0	12	0																				
11/12	at Chi	2	46	23.0	38	0	1	6	6.0	6	0	1	8	8.0	8	0	4	82	20.5	42	1	2	18	9.0	14	0	1	2	2.0	2	0																				
11/19	Bal	0	0	--	--	0	3	34	11.3	18	0	4	64	16.0	33	0	4	62	15.5	25	0	2	24	12.0	17	0	0	0	--	--	0																				
11/26	at Pit	2	40	20.0	39t	1	2	18	9.0	12	0	2	7	3.5	5	0	3	75	25.0	55t	1	1	2	2.0	2	0	2	9	4.5	7	0																				
12/3	TB	(Inactive)																																																	
12/10	at Cle	(Inactive)																																																	
12/17	at Car	(Inactive)																																																	
12/23	Min	(Inactive)																																																	
12/31	at Det	(Inactive)																																																	
<b>SEASON</b>		<b>20</b>	<b>222</b>	<b>11.1</b>	<b>39t</b>	<b>2</b>	<b>23</b>	<b>241</b>	<b>10.5</b>	<b>46</b>	<b>0</b>	<b>25</b>	<b>272</b>	<b>10.9</b>	<b>41</b>	<b>3</b>	<b>30</b>	<b>430</b>	<b>14.3</b>	<b>55t</b>	<b>4</b>	<b>16</b>	<b>194</b>	<b>12.1</b>	<b>58</b>	<b>0</b>	<b>22</b>	<b>199</b>	<b>9.0</b>	<b>32t</b>	<b>6</b>																				

## RECEIVING M.Bennett

		First Half										Second Half										First Half										Second Half																			
		No					Yds					Avg					Lg					TD					No					Yds					Avg					Lg					TD				
		No	Yds	Avg	Lg	TD	No	Yds	Avg	Lg	TD	No	Yds	Avg	Lg	TD	No	Yds	Avg	Lg	TD	No	Yds	Avg	Lg	TD	No	Yds	Avg	Lg	TD	No	Yds	Avg	Lg	TD															
9/10	Sea	1	12	12.0	12	0	2	31	15.5	26	0	1	9	9.0	9	0	1	5	5.0	5	0	3	34	11.3	20	0																									
9/17	at Atl	0	0	--	--	0	5	47	9.4	18	0	0	0	--	--	0	0	0	--	--	0	2	21	10.5	23	0	4	54	13.5	23	1																				
9/24	Cin	1	1	1.0	1	0	2	11	5.5	6	0	1	1	1.0	1t	1	1	51	51.0	51	0	3	1	0.3	4	0	5	14	2.8	5	0																				
9/28	Chi	2	30	15.0	26	0	4	9	2.3	7	0	0	0	--	--	0	1	0	0.0	0	0	0	0	--	--	0	0	0	--	--	0																				
10/8	at Dal	0	0	--	--	0	3	53	17.7	33	0	1	24	24.0	24	0	0	0	--	--	0	(Inactive)																													
10/15	at Min	1	8	8.0	8	0	1	14	14.0	14	0	0	0	--	--	0	0	0	--	--	0	1	3	3.0	3	0	0	0	--	--	0																				
10/22	NO	1	12	12.0	12	0	1	5	5.0	5	0	0	0	--	--	0	0	0	--	--	0	1	9	9.0	9	0	0	0	--	--	0																				
11/6	Det	(Inactive)																																																	
11/12	at Chi	(Not With Team)										0	0	--	--	0	1	9	9.0	9	0	2	14	7.0	7	0	0	0	--	--	0																				
11/19	Bal	(Not With Team)										0	0	--	--	0	1	5	5.0	5	0	(Inactive)																													
11/26	at Pit	(Not With Team)										0	0	--	--	0	0	0	--	--	0	(Inactive)																													
12/3	TB	(Inactive)																																																	
12/10	at Cle	(Inactive)																																																	
12/17	at Car	(Inactive)																																																	
12/23	Min	(Inactive)																																																	
12/31	at Det	(Inactive)																																																	
<b>SEASON</b>		<b>6</b>	<b>63</b>	<b>10.5</b>	<b>26</b>	<b>0</b>	<b>18</b>	<b>170</b>	<b>9.4</b>	<b>33</b>	<b>0</b>	<b>3</b>	<b>34</b>	<b>11.3</b>	<b>24</b>	<b>1</b>	<b>7</b>	<b>106</b>	<b>15.1</b>	<b>51</b>	<b>0</b>	<b>11</b>	<b>71</b>	<b>6.5</b>	<b>23</b>	<b>0</b>	<b>12</b>	<b>102</b>	<b>8.5</b>	<b>23</b>	<b>1</b>																				

## RECEIVING R.Rodgers

		First Half										Second Half										First Half										Second Half																			
		No					Yds					Avg					Lg					TD					No					Yds					Avg					Lg					TD				
		No	Yds	Avg	Lg	TD	No	Yds	Avg	Lg	TD	No	Yds	Avg	Lg	TD	No	Yds	Avg	Lg	TD	No	Yds	Avg	Lg	TD	No	Yds	Avg	Lg	TD	No	Yds	Avg	Lg	TD															
9/10	Sea	0	0	--	--	0	0	0	--	--	0	(Reserve/Suspended)																																							
9/17	at Atl	1	14	14.0	14	0	1	8	8.0	8	0	1	8	8.0	8	0	2	16	8.0	13	0	0	0	--	--	0	1	2	2.0	2	0	0	0	--	--	0															
9/24	Cin	0	0	--	--	0	0	0	--	--	0	1	10	10.0	10	0	5	112	22.4	72	0	0	0	--	--	0	0	0	--	--	0	0	0	--	--	0															
9/28	Chi	0	0	--	--	0	0	0	--	--	0	0	0	--	--	0	0	0	--	--	0	1	6	6.0	6	0	0	0	--	--	0																				
10/8	at Dal	1	16	16.0	16	0	0	0	--	--	0	0	0	--	--	0	0	0	--	--	0	0	0	--	--	0	0	0	--	--	0																				
10/15	at Min	0	0	--	--	0	0	0	--	--	0	0	0	--	--	0	1	7	7.0	7	0	0	0	--	--	0	1	0	0.0	0	0																				
10/22	NO	0	0	--	--	0	0	0	--	--	0	1	14	14.0	14	0	0	0	--	--	0	0	0	--	--	0	0	0	--	--	0																				
11/6	Det	0	0	--	--	0	1	5	5.0	5	0	0	0	--	--	0	0	0	--	--	0	1	9	9.0	9	0	0	0	--	--	0																				
11/12	at Chi	0	0	--	--	0	1	8	8.0	8	0	0	0	--	--	0	0	0	--	--	0	0	0	--	--	0	1	12	12.0	12	0																				
11/19	Bal	0	0	--	--	0	1	3	3.0	3	0	0	0	--	--	0	0	0	--	--	0	1	6	6.0	6	0	0	0	--	--	0																				
11/26	at Pit	0	0	--	--	0	1	25	25.0	25	0	0	0	--	--	0	0	0	--	--	0	0	0	--	--	0	0	0	--	--	0																				
12/3	TB	(Inactive)																																																	
12/10	at Cle	(Inactive)																																																	
12/17	at Car	(Inactive)																																																	
12/23	Min	(Inactive)																																																	
12/31	at Det	(Inactive)																																																	
<b>SEASON</b>		<b>2</b>	<b>30</b>	<b>15.0</b>	<b>16</b>	<b>0</b>	<b>5</b>	<b>49</b>	<b>9.8</b>	<b>25</b>	<b>0</b>	<b>3</b>	<b>32</b>	<b>10.7</b>	<b>14</b>	<b>0</b>	<b>8</b>	<b>135</b>	<b>16.9</b>	<b>72</b>	<b>0</b>	<b>4</b>	<b>23</b>	<b>5.8</b>	<b>9</b>	<b>0</b>	<b>2</b>	<b>12</b>	<b>6.0</b>	<b>12</b>	<b>0</b>																				

# INDIVIDUAL STATISTICS, OFFENSE

## RECEIVING J.Williams

## T.Davis

## A.Jones

		First Half					Second Half					First Half					Second Half					First Half					Second Half										
		No	Yds	Avg	Lg	TD	No	Yds	Avg	Lg	TD	No	Yds	Avg	Lg	TD	No	Yds	Avg	Lg	TD	No	Yds	Avg	Lg	TD	No	Yds	Avg	Lg	TD	No	Yds	Avg	Lg	TD	
9/10	Sea	0	0	--	--	0	0	0	--	--	0	0	0	--	--	0	0	0	--	--	0	(Inactive)															
9/17	at Atl	0	0	--	--	0	1	5	5.0	5	0	0	0	--	--	0	1	9	9.0	9	0	0	0	--	--	0	0	0	--	--	0	0	0	--	--	0	
9/24	Cin	0	0	--	--	0	0	0	--	--	0	0	0	--	--	0	0	0	--	--	0	0	0	--	--	0	0	0	--	--	0	0	0	--	--	0	
9/28	Chi	1	2	2.0	2	0	0	0	--	--	0	0	0	--	--	0	0	0	--	--	0	0	0	--	--	0	0	0	--	--	0	0	0	--	--	0	
10/8	at Dal	0	0	--	--	0	0	0	--	--	0	0	0	--	--	0	0	0	--	--	0	1	9	9.0	9	0	0	0	--	--	0	0	0	--	--	0	
10/15	at Min	0	0	--	--	0	0	0	--	--	0	0	0	--	--	0	0	0	--	--	0	0	0	--	--	0	0	1	1	1.0	1	0	0	0	--	--	0
10/22	NO	0	0	--	--	0	0	0	--	--	0	0	0	--	--	0	0	0	--	--	0	3	7	2.3	4	0	0	0	--	--	0	0	0	--	--	0	
11/6	Det	0	0	--	--	0	2	31	15.5	18	0	1	5	5.0	5	0	0	0	--	--	0	2	-1	-0.5	2	0	0	0	--	--	0	0	0	--	--	0	
11/12	at Chi	0	0	--	--	0	1	7	7.0	7	0	0	0	--	--	0	0	0	--	--	0	1	0	0.0	0	0	0	--	--	0	0	0	--	--	0		
11/19	Bal	2	21	10.5	16	0	2	17	8.5	14	0	0	0	--	--	0	0	0	--	--	0	(Inactive)															
11/26	at Pit	2	59	29.5	54t	1	2	10	5.0	7	0	0	0	--	--	0	0	0	--	--	0	(Inactive)															
12/3	TB																																				
12/10	at Cle																																				
12/17	at Car																																				
12/23	Min																																				
12/31	at Det																																				
<b>SEASON</b>		<b>5</b>	<b>82</b>	<b>16.4</b>	<b>54t</b>	<b>1</b>	<b>8</b>	<b>70</b>	<b>8.8</b>	<b>18</b>	<b>0</b>	<b>1</b>	<b>5</b>	<b>5.0</b>	<b>5</b>	<b>0</b>	<b>1</b>	<b>9</b>	<b>9.0</b>	<b>9</b>	<b>0</b>	<b>7</b>	<b>15</b>	<b>2.1</b>	<b>9</b>	<b>0</b>	<b>1</b>	<b>1</b>	<b>1.0</b>	<b>1</b>	<b>0</b>	<b>0</b>	<b>0</b>	<b>0</b>	<b>0</b>		



# INDIVIDUAL STATISTICS, DEFENSE

	C.Matthews						C.Odom					N.Perry					L.Pipkins					D.Randall					Q.Rollins								
	UT	A	Sk	Int	PD		UT	A	Sk	Int	PD		UT	A	Sk	Int	PD		UT	A	Sk	Int	PD		UT	A	Sk	Int	PD		UT	A	Sk	Int	PD
9/10	Sea	2	0	0-0	0	0	0	0	0-0	0	0	3	4	1.5-11	0	1		(Inactive)						7	0	0-0	0	1	6	3	0-0	0	1		
9/17	at Atl	5	0	1.5-15.5	0	0		(Did Not Play)				3	1	0-0	0	0		(Inactive)						2	1	0-0	0	0	3	0	0-0	0	0		
9/24	Cin	3	0	0-0	0	0	1	1	0-0	0	0		(Inactive)				0	0	0-0	0	0		4	1	0-0	0	0	0	0	0-0	0	0			
9/28	Chi	3	0	1-13	0	0	0	0	0-0	0	0	3	1	0-0	0	0		(Inactive)						5	0	0-0	0	0	0	0	0-0	0	0		
10/8	at Dal	5	1	0-0	0	1		(Inactive)				2	1	1-6	0	0		(Inactive)						1	2	0-0	1	2	4	1	0-0	0	0		
10/15	at Min	2	0	0-0	0	0	0	0	0-0	0	0	1	2	0-0	0	0	4	4	0-0	0	0		4	1	0-0	1	1	0	1	0-0	0	1			
10/22	NO	3	3	0-0	0	0	1	2	0-0	0	0	2	1	1-7	0	0	0	0	0-0	0	0		2	0	0-0	1	1		(Injured Reserve)						
11/6	Det	1	3	0-0	0	0	1	2	0-0	0	0	3	0	0.5-4	0	0	0	0	0-0	0	0		4	0	0-0	0	1		(Injured Reserve)						
11/12	at Chi	1	3	0-0	0	1		(Inactive)				6	0	3-15	0	0	0	0	0-0	0	0		3	0	0-0	0	0		(Injured Reserve)						
11/19	Bal	1	0	1-8	0	0		(Inactive)				0	1	0-0	0	0	0	0	0-0	0	0		2	2	0-0	0	0		(Injured Reserve)						
11/26	at Pit			(Inactive)				(Did Not Play)				0	2	0-0	0	0	0	0	0-0	0	0		5	2	0-0	1	3		(Injured Reserve)						
12/3	TB																																		
12/10	at Cle																																		
12/17	at Car																																		
12/23	Min																																		
12/31	at Det																																		
<b>SEASON</b>		<b>26</b>	<b>10</b>	<b>3.5-36.5</b>	<b>0</b>	<b>2</b>	<b>3</b>	<b>5</b>	<b>0-0</b>	<b>0</b>	<b>0</b>	<b>23</b>	<b>13</b>	<b>7-43</b>	<b>0</b>	<b>1</b>	<b>4</b>	<b>4</b>	<b>0-0</b>	<b>0</b>	<b>0</b>	<b>39</b>	<b>9</b>	<b>0-0</b>	<b>4</b>	<b>9</b>	<b>13</b>	<b>5</b>	<b>0-0</b>	<b>0</b>	<b>2</b>				
<b>CAREER</b>		<b>375</b>	<b>158</b>	<b>76-489.5</b>	<b>6</b>	<b>40</b>	<b>3</b>	<b>5</b>	<b>0-0</b>	<b>0</b>	<b>0</b>	<b>150</b>	<b>76</b>	<b>30.5-219</b>	<b>1</b>	<b>9</b>	<b>4</b>	<b>4</b>	<b>0-0</b>	<b>0</b>	<b>0</b>	<b>121</b>	<b>23</b>	<b>0-0</b>	<b>10</b>	<b>34</b>	<b>73</b>	<b>21</b>	<b>1-11</b>	<b>3</b>	<b>13</b>				

	J.Ryan					J.Thomas					V.Biegel					J.Whitehead																				
	UT	A	Sk	Int	PD		UT	A	Sk	Int	PD		UT	A	Sk	Int	PD		UT	A	Sk	Int	PD													
9/10	Sea	1	1	0-0	0	0	0	0	0-0	0	0		(Reserve/PUP)						(Practice Squad)																	
9/17	at Atl	5	0	0-0	0	0	2	0	0.5-5.5	0	0		(Reserve/PUP)						(Practice Squad)																	
9/24	Cin			(Inactive)			0	0	0-0	0	0		(Reserve/PUP)						(Practice Squad)																	
9/28	Chi	2	3	0-0	0	1	0	0	0-0	0	1		(Reserve/PUP)						(Practice Squad)																	
10/8	at Dal	7	2	0-0	0	0		(Inactive)					(Reserve/PUP)						(Practice Squad)																	
10/15	at Min	5	4	0-0	0	0		(Inactive)					(Reserve/PUP)						(Practice Squad)																	
10/22	NO	1	1	0-0	0	0		(Inactive)					(Reserve/PUP)				0	0	0-0	0	0															
11/6	Det	2	0	0-0	0	0		(Inactive)				1	2	0-0	0	0	0	0	0-0	0	0															
11/12	at Chi	4	1	0-0	0	0	0	0	0-0	0	0	0	1	0-0	0	0	1	0	0-0	0	0															
11/19	Bal	8	0	0-0	0	0	0	0	0-0	0	0	2	1	0-0	0	0	0	1	0-0	0	0															
11/26	at Pit	5	2	0-0	0	0	0	0	0-0	0	0	1	0	0-0	0	0	0	0	0-0	0	0															
12/3	TB																																			
12/10	at Cle																																			
12/17	at Car																																			
12/23	Min																																			
12/31	at Det																																			
<b>SEASON</b>		<b>40</b>	<b>14</b>	<b>0-0</b>	<b>0</b>	<b>1</b>	<b>2</b>	<b>0</b>	<b>0.5-5.5</b>	<b>0</b>	<b>1</b>	<b>4</b>	<b>4</b>	<b>0-0</b>	<b>0</b>	<b>0</b>	<b>1</b>	<b>1</b>	<b>0-0</b>	<b>0</b>	<b>0</b>	<b>1</b>	<b>1</b>	<b>0-0</b>	<b>0</b>	<b>0</b>	<b>1</b>	<b>1</b>	<b>0-0</b>	<b>0</b>	<b>0</b>	<b>0</b>	<b>0</b>	<b>0</b>		
<b>CAREER</b>		<b>130</b>	<b>55</b>	<b>0-0</b>	<b>0</b>	<b>4</b>	<b>80</b>	<b>23</b>	<b>1.5-7.5</b>	<b>1</b>	<b>1</b>	<b>4</b>	<b>4</b>	<b>0-0</b>	<b>0</b>	<b>0</b>	<b>1</b>	<b>1</b>	<b>0-0</b>	<b>0</b>	<b>0</b>	<b>1</b>	<b>1</b>	<b>0-0</b>	<b>0</b>	<b>0</b>	<b>1</b>	<b>1</b>	<b>0-0</b>	<b>0</b>	<b>0</b>	<b>0</b>	<b>0</b>	<b>0</b>		

## DEFENSIVE FUMBLE STATISTICS

### FORCED FUMBLES (9)

M.Daniels - (1) vs. Seattle, Sept. 10 (R.Wilson)  
 C.Matthews - (1) vs. Chicago, Sept. 28 (M.Glennon)  
 N.Perry - (1) at Dallas, Oct. 8 (D.Prescott)  
 K.Clark - (1) at Minnesota, Oct. 15 (J.McKinnon)  
 J.Hawkins - (1) at Minnesota, Oct. 15 (A.Thielen)  
 J.Ryan - (1) vs. Detroit, Nov. 6 (A.Abdullah)  
 B.Martinez - (1) vs. Detroit, Nov. 6 (A.Abdullah)  
 M.Evans - (1) at Chicago, Nov. 12 (B.Cunningham)  
 M.Burnett - (1) at Pittsburgh, Nov. 26 (L.Bell)

### FUMBLE RECOVERIES (8)

B.Martinez - (2) vs. Chicago, Sept. 28 (M.Glennon); at Pittsburgh, Nov. 26 (L.Bell)  
 K.Fackrell - (1) vs. Seattle, Sept. 10 (R.Wilson)  
 J.Ryan - (1) vs. Chicago, Sept. 28 (M.Glennon)  
 N.Perry - (1) at Dallas, Oct. 8 (J.Witten)  
 Q.Rollins - (1) at Dallas, Oct. 8 (T.Frederick)  
 C.Matthews - (1) at Minnesota, Oct. 15 (J.McKinnon)  
 D.Randall - (1) vs. Detroit, Nov. 6 (A.Abdullah)



## INDIVIDUAL STATISTICS, DEFENSE

### QUARTERBACK SACKS (22-168)

9/10		Seattle:	(3-23)	M. Daniels 1.5-12, N. Perry 1.5-11.
9/17	at	Atlanta:	(3-29)	C.Matthews 1.5-15.5, B.Martinez 1-8, J.Thomas 0.5-5.5.
9/24		Cincinnati:	(3-21)	J.Jones 2-14, A.Brooks 1-7.
9/28		Chicago:	(1-13)	C.Matthews 1-13.
10/8	at	Dallas:	(1-6)	N.Perry 1-6.
10/15	at	Minnesota:	(0-0)	None.
10/22		New Orleans:	(1-7)	N.Perry 1-7.
11/6		Detroit:	(1-8)	D.Lowry 0.5-4, N.Perry 0.5-4.
11/12	at	Chicago:	(5-29)	N.Perry 3-15, M.Daniels 1-6, D.House 1-8.
11/19		Baltimore:	(3-22)	K.Fackrell 1-8, C.Matthews 1-8, A.Brooks 0.5-3, D.Lowry 0.5-3.
11/26	at	Pittsburgh:	(1-10)	M.Daniels 1-10.
12/3		Tampa Bay:		
12/10	at	Cleveland:		
12/17	at	Carolina:		
12/23		Minnesota:		
12/31	at	Detroit:		

**SEASON TOTALS: (22-168):** N.Perry 7-43, M. Daniels 3.5-28, C.Matthews 3.5-36.5, J.Jones 2-14, A.Brooks 1.5-10, K.Fackrell 1-8, D.House 1-8, D.Lowry 1-7, B.Martinez 1-8, J.Thomas 0.5-5.5.

### QUARTERBACK HITS (65)

9/10		Seattle:	(8)	N.Perry 4, M.Daniels 2, K.Clark 1, K.Fackrell 1.
9/17	at	Atlanta:	(5)	N.Perry 3, K.Fackrell 1, C.Matthews 1.
9/24		Cincinnati:	(4)	A.Brooks 2, K.Fackrell 2.
9/28		Chicago:	(7)	C.Matthews 2, M.Burnett 1, K.Clark 1, D.Lowry 1, N.Perry 1, J.Ryan 1.
10/8	at	Dallas:	(5)	B.Martinez 2, K.Brice 1, N.Perry 1, Q.Rollins 1.
10/15	at	Minnesota:	(12)	M.Daniels 4, J.Jones 2, D.Lowry 2, C.Matthews 2, K.Clark 1, Q.Rollins 1.
10/22		New Orleans:	(4)	K.Clark 2, M.Daniels 1, D.Lowry 1.
11/6		Detroit:	(4)	M.Daniels 1, K.Fackrell 1, C.Matthews 1, C.Odom 1.
11/12	at	Chicago:	(5)	M.Daniels 2, M.Adams 1, K.Clark 1, C.Matthews 1.
11/19		Baltimore:	(9)	N.Perry 5, D.Lowry 2, K.Clark 1, C.Matthews 1.
11/26	at	Pittsburgh:	(2)	V.Biegel 1, N.Perry 1.
12/3		Tampa Bay:		
12/10	at	Cleveland:		
12/17	at	Carolina:		
12/23		Minnesota:		
12/31	at	Detroit:		

**SEASON TOTALS: (65):** N.Perry 15, M.Daniels 10, C.Matthews 8, K.Clark 7, D.Lowry 6, K.Fackrell 5, A.Brooks 2, J.Jones 2, B.Martinez 2, Q.Rollins 2, M.Adams 1, V.Biegel 1, K.Brice 1, M.Burnett 1, C.Odom 1, J.Ryan 1.

### PASSES DEFENSED (65)

9/10		Seattle:	(10)	M.Burnett 3, K.Brice 1, K.Clark 1, H.Clinton-Dix 1, K.King 1, N.Perry 1, D.Randall 1, Q.Rollins 1.
9/17	at	Atlanta:	(3)	K.King 2, M.Burnett 1.
9/24		Cincinnati:	(1)	D.Lowry 1.
9/28		Chicago:	(8)	J.Hawkins 3, K.Brice 1, H.Clinton-Dix 1, Q.Dial 1, J.Ryan 1, J.Thomas 1.
10/8	at	Dallas:	(8)	D.Randall 2, K.Brice 1, M.Burnett 1, J.Hawkins 1, D.House 1, B.Martinez 1, C.Matthews 1.
10/15	at	Minnesota:	(9)	B.Martinez 3, H.Clinton-Dix 2, K.Brice 1, J.Jones 1, D.Randall 1, Q.Rollins 1.
10/22		New Orleans:	(4)	D.House 2, H.Clinton-Dix 1, D.Randall 1.
11/6		Detroit:	(3)	K.King 2, D.Randall 1.
11/12	at	Chicago:	(7)	K.King 2, A.Brooks 1, M.Evans 1, D.House 1, B.Martinez 1, C.Matthews 1.
11/19		Baltimore:	(3)	H.Clinton-Dix 2, J.Jones 1.
11/26	at	Pittsburgh:	(9)	D.Randall 3, D.House 2, B.Martinez 2, A.Brooks 1, K.King 1.
12/3		Tampa Bay:		
12/10	at	Cleveland:		
12/17	at	Carolina:		
12/23		Minnesota:		
12/31	at	Detroit:		

**SEASON TOTALS: (65):** D.Randall 9, K.King 8, H.Clinton-Dix 7, B.Martinez 7, D.House 6, M.Burnett 5, K.Brice 4, J.Hawkins 4, A.Brooks 2, J.Jones 2, C.Matthews 2, Q.Rollins 2, K.Clark 1, Q.Dial 1, M.Evans 1, D.Lowry 1, N.Perry 1, J.Ryan 1, J.Thomas 1.

# INDIVIDUAL STATISTICS, SPECIAL TEAMS

## PUNTING

**J. Vogel**

		No	Yds	Avg	TB	In20	Lg	Bk	Net
9/10	Sea	5	219	43.8	0	1	57	0	42.4
9/17	at Atl	3	119	39.7	0	1	47	0	39.7
9/24	Cin	6	296	49.3	0	2	61	0	44.2
9/28	Chi	5	238	47.6	0	1	62	0	46.2
10/8	at Dal	2	97	48.5	0	1	59	0	49.0
10/15	at Min	6	263	43.8	0	4	56	0	44.7
10/22	NO	5	238	47.6	0	1	60	0	46.2
11/6	Det	3	128	42.7	0	1	48	0	39.7
11/12	at Chi	4	160	40.0	0	1	53	0	38.0
11/19	Bal	5	202	40.4	0	1	47	0	34.8
11/26	at Pit	5	241	48.2	0	0	53	0	46.4
12/3	TB								
12/10	at Cle								
12/17	at Car								
12/23	Min								
12/31	at Det								
<b>SEASON</b>		<b>49</b>	<b>2201</b>	<b>44.9</b>	<b>0</b>	<b>14</b>	<b>62</b>	<b>0</b>	<b>42.9</b>
<b>CAREER</b>		<b>49</b>	<b>2201</b>	<b>44.9</b>	<b>0</b>	<b>14</b>	<b>62</b>	<b>0</b>	<b>42.9</b>

## KICKING

**M.Crosby**

		FG	PAT	Pts	Kickoffs			OB
					No. Ret	TB	Pct	
9/10	Sea	1/1	2/2	5	4	1	25.0	0
9/17	at Atl	1/1	2/2	5	2	3	60.0	0
9/24	Cin	2/2	3/3	9	1	5	83.3	0
9/28	Chi	0/0	5/5	5	1	4	80.0	0
10/8	at Dal	1/1	2/4	5	1	6	85.7	0
10/15	at Min	1/1	1/1	4	1	2	66.7	0
10/22	NO	1/2	2/2	5	2	2	50.0	0
11/6	Det	1/2	2/2	5	1	1	50.0	0
11/12	at Chi	3/4	2/2	11	6	0	0.0	0
11/19	Bal	0/0	0/0	0	1	0	0.0	0
11/26	at Pit	0/1	4/4	4	2	3	60.0	0
12/3	TB							
12/10	at Cle							
12/17	at Car							
12/23	Min							
12/31	at Det							
<b>SEASON</b>		<b>11/15</b>	<b>25/27</b>	<b>58</b>	<b>22</b>	<b>27</b>	<b>55.1</b>	<b>0</b>
<b>CAREER</b>		<b>273/341</b>	<b>506/515</b>	<b>1325</b>	<b>604</b>	<b>299</b>	<b>32.6</b>	<b>16</b>

**ADDITIONAL KICKOFFS:**

## ON-SIDE KICK RECOVERIES

**OWN KICKS (0/0)**

**OPPONENT KICKS (0/0)**

## BLOCKED KICKS

PACKERS (1)

OPPONENTS (1)

**BLOCKED PUNTS**

**BLOCKED FIELD GOALS**

**BLOCKED PATS**

K.Clark - (1) vs. New Orleans, Oct. 22 (W.Lutz)

A.Robinson - (1) vs. Detroit, Nov. 6 (M.Crosby)

## KICKOFF

**J.Janis**

**T.Davis**

### RETURNS

		No	Yds	Avg	Lg	TD	No	Yds	Avg	Lg	TD
9/10	Sea	0	0	--	--	0	0	0	--	--	0
9/17	at Atl	0	0	--	--	0	0	0	--	--	0
9/24	Cin	0	0	--	--	0	0	0	--	--	0
9/28	Chi	0	0	--	--	0	0	0	--	--	0
10/8	at Dal	1	17	17.0	17	0	0	0	--	--	0
10/15	at Min	1	11	11.0	11	0	2	55	27.5	29	0
10/22	NO	0	0	--	--	0	2	52	26.0	27	0
11/6	Det	0	0	--	--	0	7	140	20.0	28	0
11/12	at Chi	0	0	--	--	0	2	51	25.5	34	0
11/19	Bal	0	0	--	--	0	2	48	24.0	30	0
11/26	at Pit	0	0	--	--	0	3	59	19.7	23	0
12/3	TB										
12/10	at Cle										
12/17	at Car										
12/23	Min										
12/31	at Det										
<b>SEASON</b>		<b>2</b>	<b>28</b>	<b>14.0</b>	<b>17</b>	<b>0</b>	<b>18</b>	<b>405</b>	<b>22.5</b>	<b>34</b>	<b>0</b>
<b>CAREER</b>		<b>22</b>	<b>553</b>	<b>25.1</b>	<b>17</b>	<b>0</b>	<b>21</b>	<b>469</b>	<b>22.3</b>	<b>34</b>	<b>0</b>

**ADDITIONAL KICKOFF RETURNS:**

### PUNT RETURNS

		T.Davis						No	Yds	Avg	FC	Lg	TD
		No	Yds	Avg	FC	Lg	TD						
9/10	Sea	2	0	0.0	1	0	0						
9/17	at Atl	0	0	--	3	--	0						
9/24	Cin	5	70	14.0	1	33	0						
9/28	Chi	1	5	5.0	2	5	0						
10/8	at Dal	0	0	--	0	--	0						
10/15	at Min	1	8	8.0	2	8	0						
10/22	NO	0	0	--	1	--	0						
11/6	Det	0	0	--	0	--	0						
11/12	at Chi	4	42	10.5	0	15	0						
11/19	Bal	1	9	9.0	2	9	0						
11/26	at Pit	0	0	--	2	--	0						
12/3	TB												
12/10	at Cle												
12/17	at Car												
12/23	Min												
12/31	at Det												
<b>SEASON</b>		<b>14</b>	<b>134</b>	<b>9.6</b>	<b>14</b>	<b>33</b>	<b>0</b>						
<b>CAREER</b>		<b>23</b>	<b>249</b>	<b>10.8</b>	<b>25</b>	<b>55</b>	<b>0</b>						

**ADDITIONAL PUNT RETURNS:** G.Allison 1-9.

## SPECIAL TEAMS FUMBLE STATISTICS

**FORCED FUMBLES (0)**

**FUMBLE RECOVERIES (1)**

Q.Rollins - (1) vs. Cincinnati, Sept. 24 (W.Jackson)

# DRIVE STATISTICS

## PACKERS SCORING DRIVES (game-by-game)

Date	Opponent	Plays	Yards	Time	Result	Qtr	Scoring Play	Quarterback
9/10	Seattle	1	6	0:06	TD	3	T.Montgomery 6 run	A.Rodgers
9/10	Seattle	9	75	4:03	TD	3	A.Rodgers 32 pass to J.Nelson	A.Rodgers
9/10	Seattle	12	53	5:37	FG	4	M.Crosby 40 field goal	A.Rodgers
9/17	at Atlanta	11	75	6:08	TD	1	T.Montgomery 1 run	A.Rodgers
9/17	at Atlanta	11	65	4:31	FG	3	M.Crosby 28 field goal	A.Rodgers
9/17	at Atlanta	13	75	6:37	TD	4	A.Rodgers 33 pass to D.Adams	A.Rodgers
9/17	at Atlanta	8	85	3:44	TD	4	A.Rodgers 1 pass to T.Montgomery	A.Rodgers
9/24	Cincinnati	6	60	1:54	TD	1	A.Rodgers 1 pass to L.Kendricks	A.Rodgers
9/24	Cincinnati	8	75	5:06	TD	3	A.Rodgers 1 pass to J.Nelson	A.Rodgers
9/24	Cincinnati	8	52	2:58	FG	4	M.Crosby 28 field goal	A.Rodgers
9/24	Cincinnati	12	75	3:29	TD	4	A.Rodgers 3 pass to J.Nelson	A.Rodgers
9/24	Cincinnati	5	70	1:17	FG	OT	M.Crosby 27 field goal	A.Rodgers
9/28	Chicago	10	75	5:11	TD	1	A.Rodgers 5 pass to D.Adams	A.Rodgers
9/28	Chicago	3	3	0:45	TD	1	A.Rodgers 2 pass to R.Cobb	A.Rodgers
9/28	Chicago	2	60	0:40	TD	2	A.Jones 2 run	A.Rodgers
9/28	Chicago	13	63	7:43	TD	3	A.Rodgers 4 pass to J.Nelson	A.Rodgers
9/28	Chicago	6	42	2:51	TD	4	A.Rodgers 8 pass to J.Nelson	A.Rodgers
10/8	at Dallas	8	75	4:23	TD	1	A.Rodgers 10 pass to D.Adams	A.Rodgers
10/8	at Dallas	13	75	5:16	TD	2	A.Jones 7 run	A.Rodgers
10/8	at Dallas	9	71	3:51	FG	3	M.Crosby 22 field goal	A.Rodgers
10/8	at Dallas	14	88	7:43	TD	4	A.Rodgers 10 pass to J.Nelson	A.Rodgers
10/8	at Dallas	9	75	1:02	TD	4	A.Rodgers 12 pass to D.Adams	A.Rodgers
10/15	at Minnesota	3	18	1:24	TD	2	B.Hundley 14 pass to D.Adams	B.Hundley
10/15	at Minnesota	7	30	2:11	FG	2	M.Crosby 26 field goal	B.Hundley
10/22	vs. New Orleans	5	75	2:00	TD	1	A.Jones 46 run	B.Hundley
10/22	vs. New Orleans	8	75	3:54	TD	2	B.Hundley 14 run	B.Hundley
10/22	vs. New Orleans	10	53	4:18	FG	4	M.Crosby 46 field goal	B.Hundley
11/6	vs. Detroit	12	68	2:47	FG	2	M.Crosby 35 field goal	B.Hundley
11/6	vs. Detroit	7	78	2:39	TD	4	B.Hundley 1 run	B.Hundley
11/6	vs. Detroit	6	75	1:42	TD	4	J.Williams 1 run	B.Hundley
11/12	at Chicago	11	70	4:37	FG	1	M.Crosby 40 field goal	B.Hundley
11/12	at Chicago	3	79	1:43	TD	2	T.Montgomery 37 run	B.Hundley
11/12	at Chicago	10	40	4:44	FG	3	M.Crosby 24 field goal	B.Hundley
11/12	at Chicago	10	26	4:20	FG	4	M.Crosby 50 field goal	B.Hundley
11/12	at Chicago	8	75	5:10	TD	4	B.Hundley 19 pass to D.Adams	B.Hundley
11/26	at Pittsburgh	6	60	3:29	TD	1	B.Hundley 39 pass to R.Cobb	B.Hundley
11/26	at Pittsburgh	3	55	0:50	TD	1	B.Hundley 54 pass to J.Williams	B.Hundley
11/26	at Pittsburgh	6	76	2:54	TD	3	B.Hundley 55 pass to D.Adams	B.Hundley
11/26	at Pittsburgh	12	77	6:40	TD	4	J.Williams 4 run	B.Hundley

## Scoring-Drive Length, Regular Season

Length (minus)	Packers		Opponent	
	TD	FG	TD	FG
0-9	2	0	1	2
10-19	1	0	0	0
20-29	0	1	0	1
30-39	0	1	1	3
40-49	1	1	1	3
50-59	1	3	7	6
60-69	4	2	3	4
70-79	17	3	9	3
80-89	2	0	3	0
90-99	0	0	1	0
<b>SEASON</b>	<b>28</b>	<b>11</b>	<b>26</b>	<b>22</b>

## Possessions at a glance

Reg. Season	No.	Avg. Snaps	*3-Plays & Out	Snaps/ TD
Packers	117	62	29	24.1
Opponent	118	63	20	26.8

\*—less if turnover, no first downs or score

## Game-Opening Drives

Game		Packers			Opponent		
		Pts	FD	Yds	Pts	FD	Yds
9/10	Sea	0	4	51	0	0	-9
9/17	at Atl	7	5	75	7	4	86
9/24	Cin	7	4	60	7	5	79
9/28	Chi	7	5	75	0	0	-13
10/8	at Dal	6	4	75	7	5	75
10/15	at Min	0	0	8	0	2	30
10/22	NO	7	3	75	0	3	55
11/6	Det	0	5	58	7	4	71
11/12	at Chi	3	3	70	0	1	15
11/19	Bal	0	2	63	0	3	25
11/26	at Pit	7	3	60	6	5	59
12/3	TB						
12/10	at Cle						
12/17	at Car						
12/23	Min						
12/31	at Det						
<b>SEASON</b>		<b>44</b>	<b>38</b>	<b>670</b>	<b>34</b>	<b>32</b>	<b>473</b>

## Second-Half Opening Drives

Game		Packers			Opponent		
		Pts	FD	Yds	Pts	FD	Yds
9/10	Sea	0	1	10	0	0	-15
9/17	at Atl	0	0	-10	3	3	40
9/24	Cin	7	5	75	0	1	12
9/28	Chi	7	6	63	0	2	43
10/8	at Dal	3	3	71	0	1	20
10/15	at Min	0	1	16	3	4	57
10/22	NO	0	1	17	6	3	59
11/6	Det	0	1	17	3	3	50
11/12	at Chi	3	2	40	0	0	-2
11/19	Bal	0	2	26	7	2	59
11/26	at Pit	7	2	76	0	2	24
12/3	TB						
12/10	at Cle						
12/17	at Car						
12/23	Min						
12/31	at Det						
<b>SEASON</b>		<b>27</b>	<b>24</b>	<b>401</b>	<b>22</b>	<b>21</b>	<b>347</b>

# DRIVE STATISTICS

## YARDS-GAINED ANALYSIS, REGULAR SEASON

	1st Down . . . . .			2nd Down. . . . .			3rd Down. . . . .			4th Down. . . . .			Season . . . . .			By Quarter . . . . .				By Half . . . . .		
	Att	Yds	Avg	Att	Yds	Avg	Att	Yds	Avg	Att	Yds	Avg	Att	Yds	Avg	1st	2nd	3rd	4th	1st	2nd	OT
Packers	295	1536	5.2	223	956	4.3	143	836	5.9	16	67	4.2	677	3395	5.0	802	626	866	1031	1428	1897	70
Opponents	310	1610	5.2	238	1405	5.9	140	813	5.8	10	35	3.5	698	3863	5.5	889	1175	780	1014	2064	1794	5

## DRIVE ENGINEERING, REGULAR SEASON

QB	Drives	Drives ended by . . . . .				BLK	DOWN	TO	SAF	CLK	Points Yielded
	Started	TD	FG	MFG	PUNT						
A.Rodgers	52	17	5	0	22	0	0	4	0	4	130
B.Hundley	65	11	6	4	27	0	6	9	0	2	95
<b>Packers</b>	<b>117</b>	<b>28</b>	<b>11</b>	<b>4</b>	<b>49</b>	<b>0</b>	<b>6</b>	<b>13</b>	<b>0</b>	<b>6</b>	<b>225</b>
<b>Opponents</b>	<b>118</b>	<b>26</b>	<b>22</b>	<b>3</b>	<b>41</b>	<b>0</b>	<b>2</b>	<b>17</b>	<b>0</b>	<b>7</b>	<b>247</b>

## RED-ZONE EFFICIENCY

	Regular Season	
	Packers	Opponent
Times Penetrated Opponent 20 . . . . .	31	29
Total Scores . . . . .	28	29
Touchdowns. . . . .	21	20
Field Goals-Attempts . . . . .	7-8	8-8
Touchdown Percentage . . . . .	.677	.690
Scoring Percentage . . . . .	.903	1.000
Turnovers . . . . .	2	0
Downs . . . . .	0	0
Missed Field Goals . . . . .	1	0
Time Ran Out . . . . .	0	0
Ended Not Trying To Score . . . . .	0	0
Scores From Outside The 20 . . . . .	11	19
Touchdowns. . . . .	7	6
Field Goals . . . . .	4	13

## AVERAGE FIELD POSITION

	Regular Season	
	Packers	Opponent
Drives Started . . . . .	117	118
Average Field Position . . . . .	GB26	OPP31
Drives Started in Plus Territory. . . . .	9	13
Scores . . . . .	6	6
Touchdowns. . . . .	3	3
Field Goals . . . . .	2	3
Missed Field Goals . . . . .	1	1
Blocked Field Goals . . . . .	0	0
Punts . . . . .	0	3
Turnovers . . . . .	0	2
Turnover on Downs . . . . .	1	0
Ran Out Clock. . . . .	1	0
Did Not Attempt to Score . . . . .	0	0
Drives Started Inside Own 20. . . . .	36	19

## GOAL-TO-GO SITUATIONS, REGULAR SEASON

	Summary . . . . .							GTG Plays . . . . .		Pct	
	Total	TD	Pct	FG	MFG	TO	CLK	DOWN	Plays		TD
Packers	20	15	.750	4	0	1	0	0	43	15	.349
Opponents	16	13	.813	3	0	0	0	0	43	13	.302

# 2017 SUPERLATIVES

## LONGEST REGULAR-SEASON RETURNS

### Packers

Type	Yards	Opp. Date	Player
Fumble	63	at Min, Oct. 15	C.Matthews
Kickoff	34	at Chi, Nov. 12	T.Davis
Punt	33	vs. Cin, Sept. 24	T.Davis
Kickoff	30	vs. Bal, Nov. 19	T.Davis
Kickoff	29	at Min, Oct. 15	T.Davis
Kickoff	28	vs. Det, Nov. 6	T.Davis
Kickoff	27	vs. NO, Oct. 22	T.Davis
Kickoff	26	at Min, Oct. 15	T.Davis
Kickoff	25	vs. NO, Oct. 22	T.Davis
Kickoff	25	vs. Det, Nov. 6	T.Davis
Kickoff	23	vs. Det, Nov. 6	T.Davis
Kickoff	23	at Pit, Nov. 26	T.Davis
Kickoff	22	at Pit, Nov. 26	T.Davis
Interception	21t	at Dal, Oct. 8	D.Randall
Kickoff	20	vs. Det, Nov. 6	T.Davis

No. of returns 20-plus yards in length: 15  
 No. of returns 40-plus yards in length: 1

### Opponent

Type	Yards	Opp. Date	Player
Interception	75t	vs. Cin, Sept. 24	W.Jackson
Kickoff	43	vs. Sea, Sept. 10	T.Lockett
Kickoff	39	vs. NO, Oct. 22	T.Lewis
Kickoff	38	at Pit, Nov. 26	M.Bryant
Kickoff	35	vs. Bal, Nov. 19	C.Moore
Kickoff	34	at Chi, Nov. 12	T.Cohen
Punt	28	vs. Bal, Nov. 19	M.Campanaro
Kickoff	27	vs. Chi, Sept. 28	D.Thompson
Kickoff	25	vs. Chi, Sept. 28	B.Cunningham
Kickoff	25	at Dal, Oct. 8	R.Switzer
Interception	24	vs. Sea, Sept. 10	N.Jones
Kickoff	24	at Chi, Nov. 12	T.Cohen
Kickoff	21	at Chi, Nov. 12	T.Cohen
Kickoff	20	vs. Cin, Sept. 24	A.Erickson
Punt	20	vs. Cin, Sept. 24	A.Erickson
Kickoff	20	at Pit, Nov. 26	M.Bryant

No. of returns 20-plus yards in length: 16  
 No. of returns 40-plus yards in length: 2

## LONGEST REGULAR-SEASON PLAYS FROM SCRIMMAGE

### Packers

Yards	Opp.	Play
72	vs. Cin	A.Rodgers to G.Allison
58	vs. Chi	A.Rodgers to J.Nelson
55t	at Pit	B.Hundley to D.Adams
54t	at Pit	B.Hundley to J.Williams
51	vs. Cin	A.Rodgers to L.Kendricks
46t	vs. NO	A.Jones run
46	vs. Det	B.Hundley to R.Cobb
42	at Chi	B.Hundley to D.Adams
41	vs. Cin	A.Rodgers to D.Adams
39t	at Pit	B.Hundley to R.Cobb
38	at Chi	B.Hundley to R.Cobb
37t	at Chi	T.Montgomery run
33t	at Atl	A.Rodgers to D.Adams
33	at Dal	A.Rodgers to M.Bennett
33	vs. Bal	B.Hundley to D.Adams
32t	vs. Sea	A.Rodgers to J.Nelson
29	vs. Sea	A.Rodgers to R.Cobb
26	vs. Sea	A.Rodgers to M.Bennett
26	vs. Chi	A.Rodgers to M.Bennett
26	vs. Chi	A.Rodgers to R.Cobb
26	at Min	B.Hundley to J.Nelson
25	vs. Bal	B.Hundley to D.Adams
25	at Pit	B.Hundley to R.Rodgers
24	at Dal	A.Rodgers to L.Kendricks

### Long run:

46t	vs. NO	A.Jones
37t	at Chi	T.Montgomery
22	at Dal	A.Jones
22	vs. NO	B.Hundley
21	vs. NO	A.Jones
18	at Dal	A.Rodgers
17	at Chi	B.Hundley

No. plays 20-plus yards: 33  
 No. plays 40-plus yards: 9

### Opponent

Yards	Opp.	Play
63	vs. Det	M.Stafford to T.Riddick
49	at Dal	D.Prescott to B.Butler
47	vs. NO	D.Brees to T.Ginn
46t	at Chi	M.Trubisky to J.Bellamy
40	vs. NO	D.Brees to T.Ginn
39	at Pit	B.Roethlisberger to A.Brown
35	at Atl	T.Coleman run
34	vs. Sea	R.Wilson to D.Baldwin
34	at Atl	M.Ryan to J.Jones
33	vs. Bal	J.Flacco to B.Watson
33t	at Pit	B.Roethlisberger to A.Brown
31	at Chi	M.Trubisky to A.Shaheen
30	vs. Sea	C.Carson run
29	vs. Sea	R.Wilson run
29	vs. Chi	M.Glennon to Z.Miller
28	vs. Sea	R.Wilson to P.Richardson
27	at Atl	M.Ryan to J.Jones
27t	at Min	C.Keenum to J.McKinnon
26	at Chi	M.Trubisky to D.Inman
25	vs. Cin	G.Bernard run
25	at Dal	E.Elliott run
25	at Min	C.Keenum to L.Treadwell
25	at Chi	J.Howard 25 run
25t	vs. Det	M.Stafford to M.Jones

### Long run:

35	at Atl	T.Coleman
30	vs. Sea	C.Carson
29	vs. Sea	R.Wilson
25	vs. Cin	G.Bernard
25	at Dal	E.Elliott
25	at Chi	J.Howard
23	vs. NO	M.Ingram

No. plays 20-plus yards: 48  
 No. plays 40-plus yards: 5

# MISCELLANEOUS

## WEEKLY INACTIVES

9/10	Seattle:	M.Adams, B.Bulaga, Q.Dial, J.Hawkins, A.Jones, L.Patrick, L.Pipkins
9/17	at Atlanta:	M.Adams, D.Bakhtiari, A.Brooks, B.Bulaga, D.Mays, L.Pipkins, J.Spriggs
9/24	Cincinnati:	D.Bakhtiari, K.Brice, R.Cobb, M.Daniels, D.House, N.Perry, J.Ryan
9/28	Chicago:	M.Adams, D.Bakhtiari, B.Bulaga, M.Daniels, D.House, D.Mays, L.Pipkins
10/8	at Dallas:	M.Adams, D.Bakhtiari, T.Montgomery, C.Odom, A.Pankey, L.Pipkins, J.Thomas
10/15	at Minnesota:	M.Adams, A.Brooks, M.Burnett, D.House, K.King, A.Pankey, J.Thomas
10/22	New Orleans:	M.Adams, A.Brooks, M.Burnett, D.Mays, A.Pankey, L.Taylor, J.Thomas
11/6	Detroit:	M.Bennett, A.Brooks, D.Brown, Q.Dial, U.John, A.Pankey, J.Thomas
11/12	at Chicago:	D.Brown, B.Bulaga, M.Burnett, Q.Dial, D.Mays, C.Odom
11/19	Baltimore:	M.Adams, M.Burnett, A.Jones, K.King, T.Montgomery, C.Odom, A.Pankey
11/26	at Pittsburgh:	D.Brown, K.Clark, A.Jones, C.Matthews, T.Montgomery, A.Pankey, L.Patrick
12/3	Tampa Bay:	
12/10	at Cleveland:	
12/17	at Carolina:	
12/23	Minnesota:	
12/31	at Detroit:	

**SEASON TOTALS:** M.Adams (7), A.Pankey (6), D.Bakhtiari (4), B.Bulaga (4), M.Burnett (4), A.Brooks (4), D.Mays (4), L.Pipkins (4), J.Thomas (4), D.Brown (3), Q.Dial (3), D.House (3), A.Jones (3), T.Montgomery (3), C.Odom (3), M.Daniels (2), K.King (2), L.Patrick (2), M.Bennett (1), K.Brice (1), K.Clark (1), R.Cobb (1), J.Hawkins (1), U.John (1), C.Matthews (1), N.Perry (1), J.Ryan (1), J.Spriggs (1), L.Taylor (1).

## TIME SPENT IN THE LEAD

Opponent	Packers	
	In Lead	Trailing
9/10	Sea.....	25:33 4:27
9/17	at Atl.....	0:00 54:09
9/24	Cin.....	0:00 41:17
9/28	Chi.....	50:11 0:00
10/8	at Dal.....	12:03 24:54
10/15	at Min.....	0:00 20:59
10/22	NO.....	6:49 29:06
11/6	Det.....	0:00 51:56
11/12	at Chi.....	25:18 0:00
11/19	Bal.....	0:00 44:56
11/26	at Pit.....	17:39 10:09
12/3	TB	
12/10	at Cle	
12/17	at Car	
12/23	Min	
12/31	at Det	
<b>SEASON</b>	<b>.....</b>	<b>2:17:33 4:41:53</b>
<b>SEASON AVG</b>	<b>.....</b>	<b>12:30 25:37</b>

## TWO-POINT CONVERSIONS

### REGULAR SEASON

#### Packers (0-2):

**Opponent (1-1):** B.Roethlisberger-A.Brown pass at Pit (Nov. 26)

## NON-OFFENSIVE SCORES

### REGULAR SEASON

**Packers (1):** D.Randall 21-yard interception return at Dal, Oct. 8.

**Opponent (2):** D.Trufant 15-yard fumble return at Atl, Sept. 17; W.Jackson 75-yard interception return vs. Cin, Sept. 24.

# PENALTIES AND REPLAY CHALLENGES

## PENALTY STATISTICS

	Regular Season	
	Packers	Opponent
Times Penalized after Offensive Gain . . . . .	6	9
Gains Wiped Out, Offensive Penalties . . . . .	45	129
Touchdowns Cost . . . . .	2	0
Field Goals Cost . . . . .	0	0
First Downs Lost . . . . .	1	4
Intentional-Grounding Penalties . . . . .	1	1
Defensive Pass Interference, Times Flagged . . . . .	3	10
Yards Given Up . . . . .	50	119
Defensive 3rd/4th Down Flags (kept drive alive) . . . . .	8	9
Kick/Punt Return Penalties . . . . .	7	5
Return Yards Wiped Out . . . . .	129	55

**Touchdowns nullified — GREEN BAY (2):** A.Rodgers 3-yard pass to R.Cobb at Atl (Sept. 17), A.Rodgers 6-yard pass to D.Adams vs. Chi (Sept. 28)

**OPPONENTS (0):**

## 2017 REGULAR-SEASON REPLAY CHALLENGES

### PACKERS (1/2)

Date, Opp.	Initial Ruling	Ruling
9/28, vs. Chi	Downed punt by J.Janis, no fumble . . . . .	Upheld
10/8, at Dal	C.Beasley first-down reception . . . . .	Reversed

### OPPONENTS (2/4)

Date, Opp.	Initial Ruling	Ruling
9/28, vs. Chi	M.Bennett first-down reception . . . . .	Reversed
10/8, at Dal	E.Elliott stopped short of the line to gain . . . . .	Reversed
11/12, at Chi	B.Cunningham out of bounds . . . . .	Reversed
11/19, vs. Bal	S.Koch punt touchback . . . . .	Upheld

### REPLAY ASSISTANT (4/9)

*Last two minutes of the half, overtime, turnovers and scoring plays*

Date, Opp.	Initial Ruling	Ruling
9/17 at Atl	A.Rodgers fumbles, recovered by D.Trufant . . . . .	Upheld
9/24 vs. Cin	D.Adams fumbles, recovered by D.Kirkpatrick . . . . .	Reversed
10/8 at Dal	A.Rodgers completed pass to A.Jones . . . . .	Upheld
10/15 at Min	J.McKinnon touchdown . . . . .	Upheld
10/15 at Min	B.Hundley completed touchdown pass to T.Montgomery . . . . .	Reversed
11/19, vs. Bal	B.Hundley completed pass to J.Williams, fumble . . . . .	Reversed
11/26, at Pit	D.Randall interception, not down by contact . . . . .	Reversed
11/26, at Pit	L.Bell fumble . . . . .	Upheld
11/26, at Pit	B.Roethlisberger to A.Brown, completed pass . . . . .	Confirmed

## 2017 REGULAR-SEASON PENALTIES ACCEPTED (66)

### OFFENSE (23)

**Delay of Game (3)** — A.Rodgers vs. Sea (Sept. 10), A.Rodgers vs. Cin (Sept. 24), B.Hundley at Chi (Nov. 12)

**False Start (8)** — J.McCray at Atl (Sept. 17), R.Cobb at Atl (Sept. 17), L.Kendricks at Atl (Sept. 17), K.Murphy at Atl (Sept. 17), M.Bennett vs. Chi (Sept. 28), J.McCray at Dal (Oct. 8), B.Bulaga vs. NO (Oct. 22), B.Hundley vs. Bal (Nov. 19)

**Holding (5)** — J.Evans vs. Sea (Sept. 10), J.Evans vs Sea (Sept. 10), C.Linsley at Atl (Sept. 17), J.McCray vs. Chi (Sept. 28), C.Linsley at Min (Oct. 15)

**Illegal Motion (1)** — A.Rodgers at Atl (Sept. 17)

**Intentional Grounding (1)** — B.Hundley vs. Bal (Nov. 19)

**Pass Interference (3)** — M.Bennett at Atl (Sept. 17), G.Allison at Atl (Sept. 17), R.Rodgers vs. NO (Oct. 22)

**Taunting (1)** — R.Cobb vs. Sea (Sept. 10)

**Unnecessary Roughness (1)** — M.Bennett vs. Sea (Sept. 10)

### DEFENSE (25)

**Encroachment (1)** — D.Lowry vs. Chi (Sept. 28)

**Facemask (1)** — M.Evans vs. Cin (Sept. 24)

**Holding (3)** — C.Matthews vs. Chi (Sept. 28), B.Martinez at Min. (Oct. 15), K.Clark at Chi (Nov. 12)

**Horse-Collar Tackle (1)** — K.Brice vs. NO (Oct. 22)

**Illegal Contact (1)** — J.Jones at Min. (Oct. 15)

**Neutral-Zone Infraction (3)** — Q.Rollins at Min. (Oct. 15), R.Jean Francois at Min. (Oct. 15), D.Lowry vs. NO (Oct. 22)

**Offside (4)** — N.Perry vs. Sea (Sept. 10), N.Perry at Dal (Oct. 8), C.Matthews vs. Det (Nov. 6), A.Brooks at Chi (Nov. 12)

**Pass Interference (3)** — K.King vs. Cin (Sept. 24), J.Hawkins at Min. (Oct. 15), D.House at Pit (Nov. 26)

**Roughing the Passer (1)** — D.Lowry vs. Bal (Nov. 19)

**Taunting (1)** — D.Randall at Dal (Oct. 8)

**Tripping (1)** — B.Martinez vs. Bal (Nov. 19)

**Unnecessary Roughness (5)** — H.Clinton-Dix vs. Chi (Sept. 28), B.Martinez at Dal (Oct. 8), J.Ryan at Min. (Oct. 15), M.Daniels vs. Det (Nov. 7), H.Clinton-Dix vs. Bal (Nov. 19)

### SPECIAL TEAMS (18)

**Holding (2)** — J.Williams vs. NO (Oct. 22), A.Ripkowski at Pit (Nov. 26)

**Illegal Block above the Waist (2)** — J.Thomas at Chi (Nov. 12), L.Pipkins at Chi (Nov. 12)

**Illegal Block in the Back (4)** — J.Janis at Atl (Sept. 17), K.Fackrell vs. Cin (Sept. 24), J.Hawkins vs. Chi (Sept. 28), M.Evans at Min. (Oct. 15)

**Illegal Formation (2)** — Team vs. Chi (Sept. 28), K.Clark at Dal (Oct. 8)

**Illegal Motion (1)** — J.Jones vs. NO (Oct. 22)

**Facemask (1)** — J.Jones at Pit (Nov. 26)

**Fair-Catch Interference (1)** — J.Jones vs. NO (Oct. 22)

**False Start (2)** — M.Evans vs. Sea (Sept. 10), J.Jones vs. NO (Oct. 22)

**Offsides (2)** — J.Jones vs. Sea (Sept. 10), K.Brice at Dal (Oct. 8)

**Unsportsmanline Conduct (1)** — M.McCarthy at Atl (Sept. 17)



# TURNOVER STATISTICS AND NOTES

## TURNOVER ANALYSIS

	Packers Take			Packers Give			Diff	Cum	NFC Rank	NFL Rank
	Int	Fum	Tot	Int	Fum	Tot				
SEA	0	1	1	1	0	1	0	0	5t	9t
Atl	0	0	0	1	1	2	-2	-2	14	25t
<b>CIN</b>	<b>0</b>	<b>1</b>	<b>1</b>	<b>1</b>	<b>0</b>	<b>1</b>	<b>0</b>	<b>-2</b>	<b>12t</b>	<b>22t</b>
<b>CHI</b>	<b>2</b>	<b>2</b>	<b>4</b>	<b>0</b>	<b>0</b>	<b>0</b>	<b>+4</b>	<b>+2</b>	<b>3t</b>	<b>8t</b>
Dal	1	2	3	0	1	1	+2	+4	2t	5t
Min	1	1	2	3	0	3	-1	+3	5	8t
<b>NO</b>	<b>2</b>	<b>0</b>	<b>2</b>	<b>1</b>	<b>0</b>	<b>1</b>	<b>+1</b>	<b>+4</b>	<b>3t</b>	<b>6t</b>
BYE	-	-	-	-	-	-	-	+4	4t	8t
<b>DET</b>	<b>0</b>	<b>1</b>	<b>1</b>	<b>0</b>	<b>0</b>	<b>0</b>	<b>+1</b>	<b>+5</b>	<b>3t</b>	<b>6t</b>
Chi	0	1	1	0	0	0	+1	+6	3t	6t
<b>BAL</b>	<b>1</b>	<b>0</b>	<b>1</b>	<b>3</b>	<b>2</b>	<b>5</b>	<b>-4</b>	<b>+2</b>	<b>6t</b>	<b>13t</b>
Pit	2	1	3	0	0	0	+3	+5	3t	9t
<b>TB</b>										
Cle										
Car										
<b>MIN</b>										
Det										
<b>Total</b>	<b>9</b>	<b>10</b>	<b>19</b>	<b>10</b>	<b>4</b>	<b>14</b>	<b>+5</b>	<b>+5</b>		

HOME GAMES UPPERCASED IN BOLD

## Regular-Season Takeaway Breakdown

	Packers	Opponent
Total	19	14
Interceptions	9	10
Fumble Rec.	10	4
Points off Turnovers	51	44
Touchdowns	7	6
Field Goals	1	3
Didn't attempt score	10	5

## REGULAR-SEASON TOUCHDOWN RETURNS

**Packers (1):** D.Randall 21-yard interception return.  
**Opponent (2):** D.Trufant 15-yard fumble return; W.Jackson 75-yard interception return.

## 2017 RECORD WHEN...

When...	Record	Postseason
+4 turnover margin	1-0	0-0
+3 turnover margin	0-1	0-0
+2 turnover margin	1-0	0-0
+1 turnover margin	1-2	0-0
even turnover margin	2-0	0-0
-1 turnover margin	0-1	0-0
-2 turnover margin	0-1	0-0
-3 turnover margin	0-0	0-0
-4 turnover margin	0-1	0-0
recording 0 takeaways	0-1	0-0
recording 1 takeaway	3-2	0-0
recording 2 takeaways	0-2	0-0
recording 3 takeaways	1-1	0-0
recording 4 takeaways	1-0	0-0
recording 5 takeaways	0-0	0-0
recording 0 giveaways	2-2	0-0
recording 1 giveaway	3-1	0-0
recording 2 giveaways	0-1	0-0
recording 3 giveaways	0-1	0-0
recording 4 giveaways	0-0	0-0
recording 5 giveaways	0-1	0-0
recording 0 interceptions	3-2	0-0
recording 1 interception	1-2	0-0
recording 2 interceptions	1-2	0-0
recording 3 interceptions	0-0	0-0
recording 4 interceptions	0-0	0-0
surrendering 0 interceptions	3-2	0-0
surrendering 1 interception	2-2	0-0
surrendering 2 interceptions	0-0	0-0
surrendering 3 interceptions	0-2	0-0
recovering 0 fumbles	1-3	0-0
recovering 1 fumble	2-3	0-0
recovering 2 fumbles	2-0	0-0
recovering 3 fumbles	0-0	0-0
losing 0 fumbles	4-4	0-0
losing 1 fumble	1-1	0-0
losing 2 fumbles	0-1	0-0
losing 3 fumbles	0-0	0-0

## TAKEAWAY SUMMARY (19)

9/10	Seattle:	K.Fackrell (fumble recovery).
9/17 at	Atlanta:	None
9/24	Cincinnati:	Q.Rollins (fumble recovery).
9/28	Chicago:	J.Ryan (fumble recovery), B.Martinez (fumble recovery), H.Clinton-Dix (interception), K.Brice (interception).
10/8 at	Dallas:	D.Randall (interception), N.Perry (fumble recovery), Q.Rollins (fumble recovery).
10/15 at	Minnesota:	C.Matthews (fumble recovery), D.Randall (interception).
10/22	New Orleans:	D.House (interception), D.Randall (interception).
11/6	Detroit:	D.Randall (fumble recovery).
11/12 at	Chicago:	Fumble out of bounds in end zone.
11/19	Baltimore:	H.Clinton-Dix (interception).
11/26 at	Pittsburgh:	D.Randall (interception), B.Martinez (interception), B.Martinez (fumble recovery).
12/3	Tampa Bay:	
12/10 at	Cleveland:	
12/17 at	Carolina:	
12/23	Minnesota:	
12/31 at	Detroit:	

**SEASON TOTALS:** D.Randall 5 (four interceptions, fumble recovery), B.Martinez 3 (two fumble recoveries, interception), H.Clinton-Dix 2 (two interceptions), Q.Rollins 2 (two fumble recoveries), K.Brice 1 (interception), K.Fackrell 1 (fumble recovery), D.House 1 (interception), C.Matthews 1 (fumble recovery), N.Perry 1 (fumble recovery), J.Ryan 1 (fumble recovery).

Note: Only fumbles lost are credited. Fumbles in which the team maintained possession are not included.

## GIVEAWAY SUMMARY (14)

9/10	Seattle:	A.Rodgers (interception).
9/17 at	Atlanta:	A.Rodgers (interception), A.Rodgers (fumble).
9/24	Cincinnati:	A.Rodgers (interception).
9/28	Chicago:	None
10/8 at	Dallas:	N.Perry (fumble).
10/15 at	Minnesota:	B.Hundley 3 (three interceptions).
10/22	New Orleans:	B.Hundley (interception).
11/6	Detroit:	None
11/12 at	Chicago:	None
11/19	Baltimore:	B.Hundley 4 (three interceptions, fumble), D.Mays 1 (fumble).
11/26 at	Pittsburgh:	None
12/3	Tampa Bay:	
12/10 at	Cleveland:	
12/17 at	Carolina:	
12/23	Minnesota:	
12/31 at	Detroit:	

**SEASON TOTALS:** B.Hundley 8 (seven interceptions, fumble), A.Rodgers 4 (three interceptions, fumble), D.Mays 1 (fumble), N.Perry 1 (fumble).

Note: Only fumbles lost are credited. Fumbles in which the team maintained possession are not included.

## TAKEAWAY POINTS

### Packers Regular Season (51)

Date	Opp.	Turnover	Result	Points
9/10	vs. Sea	Fumble	TD	7
9/28	vs. Chi	Fumble	TD	7
9/28	vs. Chi	Fumble	TD	7
9/28	vs. Chi	Interception	TD	7
10/8	at Dal	Interception	TD	6
10/15	at Min	Fumble	TD	7
10/15	at Min	Interception	FG	3
11/26	at Pit	Interception	TD	7

### Opponent Regular Season (44)

Date	Opp.	Turnover	Result	Points
9/17	at Atl	Interception	TD	7
9/17	at Atl	Fumble	TD	7
9/24	vs. Cin	Interception	TD	7
10/15	at Min	Interception	TD	7
10/15	at Min	Interception	FG	3
11/19	vs. Bal	Interception	FG	3
11/19	vs. Bal	Fumble	FG	3
11/19	vs. Bal	Interception	TD	7



# REGULAR-SEASON PLAYER PARTICIPATION

NFL WEEK	1	2	3	4	5	6	7	9	10	11	12	13	14	15	16	17	— Season Totals —			
Player	SEA	at ATL	CIN	CHI	at DAL	at MIN	NO	DET	at CHI	BAL	at PIT	TB	at CLE	at CAR	MIN	at DET	GP	GS	DNP	INA
Adams, Davante	<b>3WR</b>	<b>3WR</b>	<b>WR</b>	<b>3WR</b>	<b>3WR</b>	<b>3WR</b>	<b>3WR</b>	<b>3WR</b>	<b>3WR</b>	<b>3WR</b>	<b>3WR</b>	INA					11	11	0	0
Adams, Montravius	INA	INA	SUB	INA	INA	INA	INA	SUB	SUB	INA	SUB						4	0	0	7
Allison, Geronimo	SUS	SUB	SUB	SUB	SUB	SUB	SUB	SUB	SUB	SUB	SUB						10	0	0	0
Amichia, Kofi	PS	PS	PS	PS	PS	PS	PS	PS	PS	PS	PS						0	0	0	0
Bakhtiari, David	<b>LT</b>	INA	INA	INA	INA	INA	<b>LT</b>	<b>LT</b>	<b>LT</b>	<b>LT</b>	<b>LT</b>						7	7	0	4
Barclay, Don	IR	IR	IR	IR	IR	IR	IR	-	-	-	-						0	0	0	0
Bennett, Martellus	<b>TE</b>	<b>TE</b>	<b>TE</b>	<b>TE</b>	<b>TE</b>	<b>TE</b>	<b>TE</b>	INA	-	-	-						7	7	0	1
Biegel, Vince	PUP	PUP	PUP	PUP	PUP	PUP	PUP	SUB	SUB	SUB	SUB						4	0	0	0
Brice, Kentrell	SUB	<b>SS</b>	INA	SUB	SUB	<b>SS</b>	<b>SS</b>	IR	IR	IR	IR						6	3	0	1
Brooks, Ahmad	SUB	INA	<b>LOLB</b>	<b>ROLB</b>	SUB	INA	INA	INA	SUB	SUB	SUB						7	2	0	4
Brown, Donatello	PS	PS	PS	PS	PS	PS	PS	INA	INA	DNP	INA						0	0	1	3
Bulaga, Bryan	INA	INA	<b>RT</b>	INA	<b>RT</b>	<b>RT</b>	<b>RT</b>	<b>RT</b>	INA	IR	IR						5	5	0	4
Burnett, Morgan	<b>SS</b>	<b>ILB</b>	<b>3CB</b>	<b>SS</b>	<b>SS</b>	INA	INA	<b>ILB</b>	INA	INA	<b>SS</b>						7	7	0	4
Byrd, Emanuel	-	-	-	-	-	-	-	PS	PS	PS	PS						0	0	0	0
Callahan, Joe	PS	PS	PS	PS	PS	PS	DNP	DNP	DNP	DNP	DNP						0	0	5	0
Clark, Kenny	<b>NT</b>	<b>NT</b>	<b>NT</b>	<b>NT</b>	<b>NT</b>	<b>NT</b>	<b>NT</b>	<b>NT</b>	<b>NT</b>	<b>NT</b>	<b>NT</b>						10	10	0	1
Clark, Michael	PS	PS	PS	PS	PS	PS	PS	PS	PS	PS	PS						0	0	0	0
Clinton-Dix, Ha Ha	<b>FS</b>	<b>FS</b>	<b>FS</b>	<b>FS</b>	<b>FS</b>	<b>FS</b>	<b>FS</b>	<b>FS</b>	<b>FS</b>	<b>FS</b>	<b>FS</b>						11	11	0	0
Cobb, Randall	<b>WR</b>	<b>WR</b>	INA	<b>WR</b>	<b>WR</b>	<b>WR</b>	<b>WR</b>	<b>WR</b>	<b>WR</b>	<b>WR</b>	<b>WR</b>						10	10	0	1
Crosby, Mason	SUB	SUB	SUB	SUB	SUB	SUB	SUB	SUB	SUB	SUB	SUB						11	0	0	0
Daniels, Mike	<b>DT</b>	<b>DT</b>	INA	INA	<b>DT</b>	<b>DT</b>	<b>DT</b>	<b>DT</b>	<b>DT</b>	<b>DT</b>	<b>DT</b>						9	9	0	2
Davis, Trevor	SUB	SUB	SUB	SUB	SUB	SUB	SUB	SUB	SUB	SUB	SUB						11	0	0	0
Dial, Quinton	INA	SUB	SUB	<b>DT</b>	SUB	SUB	SUB	INA	INA	SUB	<b>NT</b>						9	2	0	2
Evans, Jahri	<b>RG</b>	<b>RG</b>	<b>RG</b>	<b>RG</b>	<b>RG</b>	<b>RG</b>	<b>RG</b>	<b>RG</b>	<b>RG</b>	<b>RG</b>	<b>RG</b>						11	11	0	0
Evans, Jerod	-	-	-	-	-	-	-	PS	PS	PS	PS						0	0	0	0
Evans, Marwin	SUB	SUB	<b>SS</b>	SUB	SUB	SUB	SUB	SUB	SUB	SUB	SUB						11	1	0	0
Fackrell, Kyler	SUB	SUB	SUB	SUB	SUB	SUB	SUB	SUB	SUB	SUB	<b>ROLB</b>						11	1	0	0
Gilbert, Reggie	PS	PS	PS	PS	PS	PS	PS	PS	PS	PS	PS						0	0	0	0
Goode, Brett	SUB	SUB	SUB	IR	-	-	-	-	-	SUB	SUB						5	0	0	0
Goodson, Demetri	PUP	PUP	PUP	PUP	PUP	PUP	PUP	PUP	PUP	PUP	PUP						0	0	0	0
Greene, Darrell	-	PS	PS	PS	PS	PS	PS	PS	PS	PS	PS						0	0	0	0
Gunter, LaDarius	SUB	-	-	-	-	-	-	-	-	-	-						1	0	0	0
Hart, Derek	-	-	-	-	-	-	-	SUB	SUB	-	-						2	0	0	0
Hawkins, Josh	INA	SUB	SUB	SUB	SUB	<b>RCB</b>	SUB	SUB	SUB	SUB	SUB						10	1	0	1
House, Davon	<b>LCB</b>	<b>LCB</b>	INA	INA	<b>LCB</b>	INA	<b>LCB</b>	<b>LCB</b>	<b>RCB</b>	<b>LCB</b>	<b>LCB</b>						8	8	0	3
Hundley, Brett	DNP	DNP	DNP	SUB	DNP	SUB	<b>QB</b>	<b>QB</b>	<b>QB</b>	<b>QB</b>	<b>QB</b>						7	5	4	0
Janis, Jeff	SUB	SUB	SUB	SUB	SUB	SUB	SUB	SUB	SUB	SUB	SUB						11	0	0	0
Jean Francois, Ricky	SUB	-	SUB	SUB	SUB	SUB	SUB	INA	-	-	-						6	0	0	0
John, Ulrick	-	-	-	DNP	DNP	SUB	DNP	INA	SUB	DNP	SUB						3	0	4	1
Jones, Aaron	INA	SUB	SUB	SUB	<b>RB</b>	SUB	<b>RB</b>	<b>RB</b>	<b>RB</b>	INA	INA						8	4	0	3
Jones, Josh	SUB	SUB	<b>ILB</b>	SUB	SUB	SUB	SUB	<b>SS</b>	<b>SS</b>	<b>SS</b>	SUB						11	4	0	0
Kallon, Francis	-	-	-	-	-	-	-	-	-	-	PS						0	0	0	0
Kendricks, Lance	SUB	SUB	<b>2TE</b>	SUB	SUB	SUB	SUB	<b>TE</b>	<b>TE</b>	<b>TE</b>	<b>TE</b>						11	5	0	0
Kerridge, Joe	-	-	-	-	-	-	-	-	-	SUB	SUB						2	0	0	0
King, Kevin	SUB	SUB	<b>RCB</b>	<b>RCB</b>	<b>RCB</b>	INA	<b>RCB</b>	<b>RCB</b>	SUB	INA	SUB						9	5	0	2
Linsley, Corey	<b>C</b>	<b>C</b>	<b>C</b>	<b>C</b>	<b>C</b>	<b>C</b>	<b>C</b>	<b>C</b>	<b>C</b>	<b>C</b>	<b>C</b>						11	11	0	0
Lowry, Dean	<b>DE</b>	SUB	<b>DE</b>	<b>DE</b>	<b>DE</b>	<b>DE</b>	<b>DE</b>	SUB	<b>DE</b>	<b>DE</b>	<b>DE</b>						11	9	0	0
Lunsford, Izaah	PS	PS	PS	PS	PS	PS	PS	PS	PS	PS	PS						0	0	0	0
Martinez, Blake	<b>ILB</b>	<b>ILB</b>	<b>ILB</b>	<b>ILB</b>	<b>ILB</b>	<b>ILB</b>	<b>ILB</b>	<b>ILB</b>	<b>ILB</b>	<b>ILB</b>	<b>ILB</b>						11	11	0	0
Mathews, Derrick	PS	PS	PS	PS	PS	PS	PS	PS	PS	PS	PS						0	0	0	0
Matthews, Clay	<b>LOLB</b>	<b>LOLB</b>	<b>ROLB</b>	<b>LOLB</b>	<b>ROLB</b>	<b>ROLB</b>	<b>LOLB</b>	<b>LOLB</b>	<b>LOLB</b>	<b>ROLB</b>	INA						10	10	0	1
Mays, Devante	SUB	INA	SUB	INA	SUB	DNP	INA	DNP	INA	SUB	DNP						4	0	3	4
McCaffrey, Max	-	-	-	-	-	-	-	PS	PS	PS	PS						0	0	0	0
McCray, Justin	SUB	<b>RT</b>	SUB	<b>RT</b>	<b>LG</b>	SUB	<b>LG</b>	SUB	<b>RT</b>	<b>RT</b>	DNP						10	6	1	0
Montgomery, Ty	<b>RB</b>	<b>RB</b>	<b>RB</b>	<b>RB</b>	INA	<b>RB</b>	SUB	SUB	SUB	INA	INA						8	5	0	3
Murphy, Kyle	<b>RT</b>	<b>LT</b>	<b>LT</b>	IR	IR	IR	IR	IR	IR	IR	IR						3	3	0	0
Nelson, Jordy	<b>WR</b>	<b>WR</b>	<b>WR</b>	<b>WR</b>	<b>WR</b>	<b>WR</b>	<b>WR</b>	<b>WR</b>	<b>WR</b>	<b>WR</b>	<b>WR</b>						11	11	0	0
Odom, Chris	SUB	DNP	SUB	SUB	INA	SUB	SUB	SUB	INA	INA	DNP						6	0	2	3
Pankey, Adam	PS	DNP	DNP	DNP	INA	INA	INA	INA	DNP	INA	INA						0	0	4	6
Patrick, Lucas	INA	SUB	SUB	<b>LG</b>	SUB	SUB	SUB	SUB	SUB	SUB	INA						9	2	0	2
Pepper, Taybor	-	-	-	SUB	SUB	SUB	SUB	IR	IR	IR	IR						4	0	0	0
Perry, Nick	<b>ROLB</b>	<b>ROLB</b>	INA	SUB	<b>LOLB</b>	<b>LOLB</b>	<b>ROLB</b>	<b>ROLB</b>	<b>ROLB</b>	<b>LOLB</b>	<b>LOLB</b>						10	9	0	1
Pipkins, Lenzy	INA	INA	SUB	INA	INA	SUB	SUB	SUB	SUB	SUB	SUB						7	0	0	4
Randall, Damarious	<b>RCB</b>	<b>RCB</b>	<b>LCB</b>	<b>LCB</b>	SUB	<b>LCB</b>	SUB	<b>3CB</b>	<b>LCB</b>	<b>RCB</b>	<b>RCB</b>						11	9	0	0
Ripkowski, Aaron	SUB	SUB	SUB	SUB	SUB	SUB	SUB	SUB	SUB	SUB	SUB						11	0	0	0
Rodgers, Aaron	<b>QB</b>	<b>QB</b>	<b>QB</b>	<b>QB</b>	<b>QB</b>	<b>QB</b>	IR	IR	IR	IR	IR						6	6	0	0
Rodgers, Richard	SUB	SUB	SUB	SUB	SUB	SUB	SUB	SUB	SUB	SUB	SUB						11	0	0	0
Rollins, Quinten	SUB	<b>3CB</b>	SUB	SUB	SUB	SUB	IR	IR	IR	IR	IR						6	1	0	0
Ryan, Jake	<b>ILB</b>	SUB	INA	<b>ILB</b>	<b>ILB</b>	<b>ILB</b>	<b>ILB</b>	SUB	<b>ILB</b>	<b>ILB</b>	<b>ILB</b>						10	8	0	1
Spriggs, Jason	SUB	INA	IR	IR	IR	IR	IR	IR	IR	SUB	<b>RT</b>						3	1	0	1
Taylor, Lane	<b>LG</b>	<b>LG</b>	<b>LG</b>	<b>LT</b>	<b>LT</b>	<b>LG</b>	INA	<b>LG</b>	<b>LG</b>	<b>LG</b>	<b>LG</b>						10	10	0	1
Talley, David	IR	IR	IR	IR	IR	IR	IR	IR	IR	IR	IR						0	0	0	0
Thomas, Joe	SUB	SUB	SUB	SUB	INA	INA	INA	INA	SUB	SUB	SUB						7	0	0	4
Vogel, Justin	SUB	SUB	SUB	SUB	SUB	SUB	SUB	SUB	SUB	SUB	SUB						11	0	0	0
Waters, Herb	IR	IR	IR	IR	IR	IR	IR	IR	IR	IR	IR						0	0	0	0
Whitehead, Jermaine	PS	PS	PS	PS	PS	PS	SUB	SUB	SUB	SUB	SUB						5	0	0	0
Williams, Jamaal	SUB	SUB	SUB	SUB	SUB	SUB	SUB	SUB	SUB	<b>RB</b>	<b>RB</b>						11	2	0	0
Yancey, DeAngelo	PS	PS	PS	PS	PS	PS	PS	PS	PS	PS	PS						0	0	0	0

**STARTERS IN BOLD AT POSITION;** DNP — Did not play; INA — Inactive; IR — Injured reserve; PS — Practice squad; PUP — Reserve/Physically Unable to Perform; SUB — Substitute; SUS — Reserve/Suspended; 3CB — Started as third cornerback; 3WR — Started as third wide receiver, 2TE — Started as second tight end.

# SEASON-HIGHS/W-L BREAKDOWN

## INDIVIDUAL

Longest Scoring Run — 46, A.Jones, Oct. 22 vs. New Orleans  
 Longest Non-Scoring Run — 22, two times, most recently B.Hundley, Oct. 22 vs. New Orleans

Longest Scoring Pass — 55, B.Hundley to D.Adams, Nov. 26 at Pittsburgh  
 Longest Non-Scoring Pass — 72, A.Rodgers to G.Allison, Sept. 24 vs. Cincinnati

Longest Kickoff Return — 34, T.Davis, Nov. 12 at Chicago  
 Longest Punt Return — 33, T.Davis, Sept. 24 vs. Cincinnati  
 Longest Interception Return — 21t, D.Randall, Oct. 8 at Dallas  
 Longest Fumble Return — 63, C.Matthews, Oct. 15 at Minnesota

Longest Punt — 62, J.Vogel, Sept. 28 vs. Chicago

Longest Field Goal — 50, M.Crosby, Nov. 12 at Chicago  
 Most Field Goals Attempted — 4, M.Crosby, Nov. 12 at Chicago  
 Most Field Goals Made — 3, M.Crosby, Nov. 12 at Chicago

Most Touchdowns — 2, five times, most recently J.Williams, Nov. 26 at Pittsburgh  
 Most Rushing Attempts — 21, J.Williams, Nov. 26 at Pittsburgh  
 Most Rushing Yards — 131, A.Jones, Oct. 22 vs. New Orleans

Most Passing Attempts — 50, A.Rodgers, Sept. 17 at Atlanta  
 Most Completions — 33, A.Rodgers, Sept. 17 at Atlanta  
 Most Passing Yards — 343, A.Rodgers, Sept. 17 at Atlanta  
 Most Touchdown Passes — 4, A.Rodgers, Sept. 28 vs. Chicago

Most Receptions — 9, R.Cobb, Sept. 10 vs. Seattle  
 Most Receiving Yards — 126, D.Adams, Nov. 19 vs. Baltimore

Most Total Yards from Scrimmage — 138, A.Jones, Oct. 22 vs. New Orleans

Most Defensive Interceptions — 1, nine times, most recently B.Martinez and D.Randall, Nov. 26 at Pittsburgh  
 Most Tackles — 17, B.Martinez, Nov. 26 at Pittsburgh  
 Most Solo Tackles — 13, B.Martinez, Oct. 22 vs. New Orleans  
 Most Sacks — 3.0, N.Perry, Nov. 12 at Chicago  
 Most Passes Defensed — 3, four times, most recently D.Randall, Nov. 26 at Pittsburgh

## TEAM

Offensive Most...  
 First Downs — 26, Sept. 10 vs. Seattle  
 Rushing Attempts — 37, Nov. 12 at Chicago  
 Rushing Yards — 181, Oct. 22 vs. New Orleans  
 Pass Attempts — 50, Sept. 17 at Atlanta  
 Completions — 33, Sept. 17 at Atlanta  
 TDs Thrown — 4, Sept. 28 vs. Chicago  
 Ints. Thrown — 3, two times, most recently Nov. 19 vs. Baltimore  
 Net Passing Yards — 308, Sept. 17 at Atlanta  
 Offensive Plays — 74, Sept. 10 vs. Seattle  
 Total Offense — 370, Sept. 10 vs. Seattle  
 Time of Possession — 39:13, Sept. 10 vs. Seattle  
 Turnovers — 5, Nov. 19 vs. Baltimore  
 Fumbles — 4, Nov. 19 vs. Baltimore  
 Fumbles Lost — 2, Nov. 19 vs. Baltimore

Longest Scoring Drives  
 Plays — 14, Oct. 8 at Dallas  
 Yards — 88, Oct. 8 at Dallas  
 Time — 7:43, two times, most recently Oct. 8 at Dallas

Shortest Scoring Drives  
 Plays — 1, Sept. 10 vs. Seattle  
 Yards — 3, Sept. 28 vs. Chicago  
 Time — 0:06, Sept. 10 vs. Seattle

Defensive Fewest...  
 First Downs Allowed — 12, Sept. 10 vs. Seattle  
 Rushing Att. Allowed — 17, Nov. 12 at Chicago  
 Rushing Yards Allowed — 55, Nov. 12 at Chicago  
 Pass Att. Allowed — 27, two times, most recently Sept. 24 vs. Cincinnati  
 Pass Comp. Allowed — 14, Sept. 10 vs. Seattle  
 Net Passing Yards Allowed — 135, Sept. 10 vs. Seattle  
 Total Plays Allowed — 48, Sept. 10 vs. Seattle  
 Total Yards Allowed — 225, Sept. 10 vs. Seattle

Defensive Most...  
 Takeaways — 4, Sept. 28 vs. Chicago  
 Interceptions — 2, three times, most recently Nov. 26 at Pittsburgh  
 Fumbles Forced — 2, two times, most recently Nov. 6 vs. Detroit  
 Fumbles Recovered — 2, two times, most recently Oct. 8 at Dallas  
 Passes Defensed — 9, two times, most recently Nov. 26 at Pittsburgh  
 Sacks — 5, Nov. 12 at Chicago

	2017 regular season...			2016 regular season...			2015 regular season...			1992-present...		
	Home	Road	Overall	Home	Road	Overall	Home	Road	Overall	Home	Road	Overall
Overall	3-3	2-3	5-6	6-2	4-4	10-6	5-3	5-3	10-6	155-50-1	104-101	259-151-1
On Grass	3-3	1-1	4-4	6-2	3-2	9-4	5-3	4-3	9-6	155-50-1	59-40	214-90-1
On Artificial Surfaces	0-0	1-2	1-2	0-0	1-2	1-2	0-0	1-0	1-0	0-0	45-63	45-63
In Open-Air Stadiums	3-3	1-2	4-5	6-2	3-2	9-4	5-3	4-2	9-5	155-50-1	67-63	222-113-1
In Indoor Stadiums	0-0	1-1	1-1	0-0	1-2	1-2	0-0	1-1	1-1	0-0	37-38	37-38
vs. Division Opponents	1-1	1-1	2-2	3-0	2-1	5-1	0-3	3-0	3-3	68-18-1	49-38	117-56-1
vs. NFC	2-2	2-2	4-4	5-1	3-3	8-4	3-3	4-2	7-5	119-34-1	80-74	199-108-1
vs. AFC	1-1	0-1	1-2	1-1	1-1	2-2	2-0	1-1	3-1	36-16	24-27	60-44
When scoring first	1-1	1-0	2-1	6-0	4-1	10-1	5-2	3-0	8-2	111-20-1	64-36	175-56-1
When Opponent scored first	2-2	1-3	3-5	0-2	0-3	0-5	0-1	2-3	2-4	43-30	40-65	83-95
In overtime	1-0	0-0	1-0	0-0	0-0	0-0	0-0	0-0	0-0	6-3-1	1-5	7-8-1
When leading after first quarter	1-1	0-1	1-2	5-0	1-1	6-1	5-2	3-1	8-3	95-15-1	54-25	149-40-1
When leading at halftime	1-1	1-0	2-1	6-0	2-1	8-1	5-0	3-0	8-0	122-10	80-27	202-37
When leading after third quarter	2-0	1-0	3-0	5-0	4-0	9-0	4-0	4-0	8-0	128-5	93-22	221-27
When trailing after first quarter	0-1	1-0	1-1	0-2	0-3	0-5	0-0	1-2	1-2	26-25	19-47	45-72
When trailing at halftime	2-2	1-2	2-4	0-2	1-3	1-5	0-2	2-3	2-5	24-34-1	20-63	44-97-1
When trailing after third quarter	1-3	1-2	2-5	0-2	0-4	0-6	1-3	1-3	2-6	17-42-1	8-77	25-119-1
When tied at halftime	0-0	0-1	0-1	0-0	1-0	1-0	0-1	0-0	0-1	9-6	4-10	13-16
On Thursday	1-0	0-0	1-0	1-0	0-0	1-0	0-1	1-0	1-1	6-1	5-7	11-8
On Friday	0-0	0-0	0-0	0-0	0-0	0-0	0-0	0-0	0-0	0-0	1-0	1-0
On Saturday	0-0	0-0	0-0	1-0	0-0	1-0	0-0	0-0	0-0	2-0	2-0	4-0
On Sunday/Early Games	0-2	1-1	1-3	2-0	2-1	4-1	1-1	1-1	2-2	92-27-1	48-48	140-75-1
On Sunday/Late Afternoon Games	2-0	1-0	3-0	1-2	0-1	1-3	2-0	3-1	5-1	30-13	24-22	54-35
On Sunday/Night Games	0-0	0-2	0-2	1-0	1-2	2-2	1-1	0-1	1-2	13-3	11-9	24-12
On Monday	0-1	0-0	0-1	0-0	1-0	1-0	1-0	0-0	1-0	12-7	12-13	24-20
When Packers had 100-yard rusher	0-1	1-0	1-1	1-0	1-0	2-0	2-1	1-0	3-1	39-11-1	31-9	70-20-1
When Packers had 100-yard receiver	1-1	0-0	1-1	6-0	2-2	8-2	2-1	2-0	4-1	76-17	45-34	121-51
When Packers had 300-yard passer	2-0	0-1	2-1	2-0	2-2	4-2	1-1	0-1	1-2	40-13	33-23	73-36
When Opponent had 100-yard rusher	0-1	1-0	1-1	0-1	0-2	0-3	2-0	1-1	3-1	25-22-1	21-30	46-52-1
When Opponent had 100-yard receiver	1-2	0-2	1-4	2-0	1-3	3-3	2-0	2-2	4-2	49-18	29-39	78-57
When Opponent had 300-yard passer	0-2	0-1	0-3	2-0	3-1	5-1	1-0	0-1	1-1	25-9	18-21	43-30

## TRANSACTIONS BY DATE

1/24	Signed C Jacob Flores, LB Reggie Gilbert, WR Antwan Goodley, LB Derrick Mathews, G Lucas Patrick, DT Brian Price, TE Beau Sandland and S Jermaine Whitehead	5/8	Signed LB Josh Letuligasenoa, CB Raysean Pringle, RB William Stanback, LB David Talley and S Aaron Taylor; Released WR Antwan Goodley and LS Taybor Pepper	9/3	Signed LB Ahmad Brooks; Claimed LB Chris Odom off waivers from the Atlanta Falcons; Placed G/T Don Barclay on injured reserve; Traded LB Jayrone Elliott to the Dallas Cowboys;	10/30	Signed FB Joe Kerridge to the practice squad; Released G Darrell Greene from the practice squad.
1/27	Signed LS Taybor Pepper	5/11	Signed CB Kevin King	9/3	Signed G Kofi Amichia, CB Donatello Brown, QB Joe Callahan, WR Michael Clark, LB Reggie Gilbert, DT Izaah Lunsford, LB Derrick Mathews, G/T Adam Pankey, S Jermaine Whitehead and WR DeAngelo Yancey to the practice squad	11/1	Released DT Ricky Jean Francois.
2/7	Released RB James Starks	5/19	Signed S Josh Jones			11/3	Activated LB Vince Biegel from reserve/physically unable to perform; Signed LS Derek Hart; Signed CB Donatello Brown to the active roster from the practice squad; Signed TE Emanuel Byrd to the practice squad; Placed S Kentrell Brice and LS Taybor Pepper on injured reserve.
2/8	Released CB Sam Shields	8/5	Signed TE Emanuel Byrd				
3/8	Re-signed P Jacob Schum	8/5	Placed CB Herb Waters on injured reserve				
3/9	Re-signed LB Nick Perry						
3/10	Re-signed T/G Don Barclay; Signed TE Martellus Bennett	8/8	Released DT Letroy Guion				
3/11	Signed TE Lance Kendricks	8/12	Signed LS Brett Goode				
3/14	Re-signed LB Jayrone Elliott	8/13	Placed TE Beau Sandland on injured reserve	9/5	Signed DT Quinton Dial; Released DT Christian Ringo.	11/8	Waived TE Martellus Bennett.
3/15	Re-signed RB Joe Kerridge and LB Jordan Tripp; Signed CB Davon House		Claimed DE Shaneil Jenkins off waivers from the Seattle Seahawks.	9/12	Released CB LaDarius Gunter; Activated WR Geronimo Allison from exempt status.	11/11	Released LB Derrick Mathews from the practice squad.
3/20	Re-signed LB Joe Thomas	8/15	Released DE Shaneil Jenkins			11/13	Signed LB Derick Mathews to the practice squad.
3/23	Re-signed RB Christine Michael	8/28	Released LS Derek Hart, WR Colby Pearson and RB William Stanback	9/13	Signed G/T Adam Pankey to the active roster from the practice squad;	11/14	Signed LS Brett Goode; Released LS Derek Hart.
3/24	Signed DT Ricky Jean Francois				Released DT Ricky Jean Francois; Signed G Darrell Greene to the practice squad.	11/18	Signed FB Joe Kerridge to the active roster from the practice squad; Activated T Jason Spriggs from injured reserve; Placed T Bryan Bulaga on injured reserve.
3/29	Signed G Justin McCray	9/2	Released G Kofi Amichia, CB Donatello Brown, TE Emanuel Byrd, QB Joe Callahan, LB Johnathan Calvin, WR Michael Clark, WR Montay Crockett, WR Malachi Dupre, G Thomas Evans, LB Reggie Gilbert, G Geoff Gray, LB Cody Heiman, DT Calvin Hertelou, QB Taysom Hill, CB Daquan Holmes, T Robert Leff, LB Josh Letuligasenoa, DT Izaah Lunsford, LB Derrick Mathews, WR Max McCaffrey, G/T Adam Pankey, TE Aaron Peck, RB Kalif Phillips, DT Brian Price, CB Raysean Pringle, S Aaron Taylor, LB Jordan Tripp, S Jermaine Whitehead and WR DeAngelo Yancey; Placed LB Vince Biegel and CB Demetri Goodson on reserve/physically unable to perform; placed FB Joe Kerridge and LB David Talley on injured reserve; Placed WR Geronimo Allison on the reserve/suspended list	9/21	Signed DT Ricky Jean Francois; Placed T Jason Spriggs on injured reserve.		
4/5	Re-signed RB Don Jackson			9/25	Signed LS Taybor Pepper; Placed LS Brett Goode on injured reserve.	11/22	Signed T Francis Kallon to the practice squad.
4/11	Released CB Makinton Dorleant			9/26	Signed T Ulrick John from Arizona's practice squad; Placed T Kyle Murphy on injured reserve.		
4/13	Re-signed DT Christian Ringo			10/16	Signed QB Joe Callahan to the active roster; Placed CB Quentin Rollins on injured reserve.		
4/14	Re-signed WR Geronimo Allison			10/20	Placed QB Aaron Rodgers on injured reserve.		
4/26	Signed G Jahri Evans			10/21	Signed S Jermaine Whitehead to the active roster from the practice squad.		
5/1	Released RB Don Jackson and RB Christine Michael			10/24	Signed WR Max McCaffrey to the practice squad; Released G/T Don Barclay from injured reserve.		
5/5	Signed G Kofi Amichia, WR Malachi Dupre, RB Aaron Jones, RB Devante Mays and WR DeAngelo Yancey						
5/5	Signed CB Donatello Brown, LB Johnathan Calvin, WR Michael Clark, WR Montay Crockett, G Thomas Evans, G Geoff Gray, LB Cody Heiman, QB Taysom Hill, DT Izaah Lunsford, G/T Adam Pankey, TE Aaron Peck, RB Kalif Phillips, CB Lenzy Pipkins, CB David Rivers and P Justin Vogel						

## TRANSACTIONS BY PLAYER

<b>Allison, Geronimo - WR</b>	<b>Flores, Jacob - C</b>	<b>Kerridge, Joe - FB</b>	<b>Price, Brian - DT</b>
4/14/17 Re-signed	1/24/17 Signed	3/15/17 Re-signed	1/24/17 Signed
9/2/17 Placed on reserve/suspended list	<b>Gilbert, Reggie - LB</b>	9/2/17 Placed on injured reserve	9/2/17 Released
9/12/17 Activated from exempt status	1/24/17 Signed	10/30/17 Signed to practice squad	<b>Pringle, Raysean - CB</b>
<b>Amichia, Kofi - G</b>	9/2/17 Released	11/18/17 Signed to active roster	5/8/17 Signed
5/5/17 Signed	9/3/17 Signed to practice squad	<b>King, Kevin - CB</b>	<b>Ringo, Christian - DT</b>
9/2/17 Released	<b>Goode, Brett - LS</b>	5/11/17 Signed	4/13/17 Re-signed
9/3/17 Signed to practice squad	8/12/17 Signed	<b>Letuligasenoa, Josh - LB</b>	9/5/17 Released
<b>Barclay, Don - T/G</b>	9/21/17 Placed on injured reserve	5/8/17 Signed	<b>Rivers, David - CB</b>
3/10/17 Re-signed	11/14/17 Signed	9/2/17 Released	5/5/17 Signed
9/3/17 Placed on injured reserve	<b>Goodley, Antwan - WR</b>	<b>Lunsford, Izaah - DT</b>	<b>Rodgers, Aaron - QB</b>
10/24/17 Released from injured reserve	1/24/17 Signed	5/5/17 Signed	10/20/17 Placed on injured reserve
<b>Bennett, Martellus - TE</b>	5/8/17 Released	9/2/17 Released	<b>Rollins, Quinten - CB</b>
3/10/17 Signed	<b>Guion, Letroy - DT</b>	9/3/17 Signed to practice squad	10/16/17 Placed on injured reserve
11/8/17 Waived	8/8/17 Released	<b>Mathews, Derrick - LB</b>	<b>Sandland, Beau - TE</b>
<b>Biegel, Vince - LB</b>	<b>Gunter, LaDarius - CB</b>	1/24/17 Signed	1/24/17 Re-signed
11/3/17 Activated from reserve/PUP	9/12/17 Released	9/2/17 Released	8/13/17 Placed on injured reserve
<b>Brice, Kentrell - S</b>	<b>Gray, Geoff - G</b>	9/3/17 Signed to practice squad	<b>Schum, Jacob - P</b>
11/3/17 Placed on injured reserve	5/5/17 Signed	11/11/17 Released from practice squad	3/8/17 Re-signed
<b>Brown, Donatello - CB</b>	9/2/17 Released	<b>Mays, Devante - RB</b>	<b>Shields, Sam - CB</b>
5/5/17 Signed	<b>Greene, Darrell - G</b>	5/5/17 Signed	2/8/17 Released
9/2/17 Released	9/13/17 Signed to practice squad	<b>McCray, Justin - G</b>	<b>Spriggs, Jason - T</b>
9/3/17 Signed to practice squad	10/30/17 Released from practice squad	3/29/17 Signed	9/21/17 Placed on injured reserve
11/3/17 Signed to active roster	<b>Hart, Derek - LS</b>	<b>McCaffrey, Max - WR</b>	11/18/17 Activated from injured reserve
<b>Bulaga, Bryan - T</b>	3/31/17 Signed	9/2/17 Released	<b>Stanback, William - RB</b>
11/18/17 Placed on injured reserve	8/28/17 Released	10/24/17 Signed to practice squad	5/8/17 Signed
<b>Byrd, Emanuel - TE</b>	11/3/17 Signed	<b>Michael, Christine - RB</b>	8/28/17 Released
8/5/17 Signed	11/14/17 Released	3/23/17 Re-signed	<b>Starks, James - RB</b>
9/2/17 Released	<b>Heiman, Cody - LB</b>	5/1/17 Released	2/7/17 Released
11/3/17 Signed to practice squad	5/5/17 Signed	<b>Murphy, Kyle - T</b>	<b>Talley, David - LB</b>
<b>Callahan, Joe - QB</b>	9/2/17 Released	9/26/17 Placed on injured reserve	5/8/17 Signed
9/3/17 Signed to practice squad	<b>Hill, Taysom - QB</b>	<b>Pankey, Adam - G/T</b>	9/2/17 Placed on injured reserve
10/16/17 Signed to active roster	5/5/17 Signed	5/5/17 Signed	<b>Taylor, Aaron - S</b>
<b>Calvin, Johnathan - LB</b>	9/2/17 Released	9/2/17 Released	9/2/17 Released
5/5/17 Signed	<b>House, Davon - CB</b>	9/3/17 Signed to practice squad	<b>Thomas, Joe - LB</b>
9/2/17 Released	3/15/17 Signed	9/13/17 Signed to active roster	3/20/17 Re-signed
<b>Clark, Michael - WR</b>	<b>Jackson, Don - RB</b>	<b>Patrick, Lucas - G</b>	<b>Tripp, Jordan - LB</b>
5/5/17 Signed	4/5/17 Re-signed	1/24/17 Signed	3/15/17 Re-signed
9/2/17 Released	5/1/17 Released	<b>Pearson, Colby - WR</b>	9/2/17 Released
9/3/17 Signed to practice squad	<b>Jean Francois, Ricky - DT</b>	8/28/17 Released	<b>Vogel, Justin - P</b>
<b>Crockett, Montay - WR</b>	3/24/17 Signed	<b>Peck, Aaron - TE</b>	5/5/17 Signed
5/5/17 Signed	9/13/17 Released	5/5/17 Signed	<b>Waters, Herb - CB</b>
9/2/17 Released	9/21/17 Signed	9/2/17 Released	8/5/17 Placed on injured reserve
<b>Dorleant, Makinton - CB</b>	11/1/17 Released	<b>Pepper, Taybor - LS</b>	<b>Whitehead, Jermaine - S</b>
4/11/17 Released	<b>Jenkins, Shaneil - DE</b>	1/27/17 Signed	1/24/17 Signed
<b>Dial, Quinton - DT</b>	8/13/17 Claimed off waivers from SEA	5/8/17 Released	9/2/17 Released
9/5/17 Signed	5/5/17 Released	9/21/17 Signed	9/3/17 Signed to practice squad
<b>Dupre, Malachi - WR</b>	<b>John, Ulrick - T</b>	9/13/17 Placed on injured reserve	10/21/17 Signed to active roster
5/5/17 Signed	9/26/17 Signed from Arizona's practice squad	<b>Perry, Nick - LB</b>	<b>Yancey, DeAngelo - WR</b>
9/2/17 Released	<b>Jones, Aaron - RB</b>	3/9/17 Re-signed	5/5/17 Signed
<b>Elliott, Jayrone - LB</b>	5/5/17 Signed	<b>Phillips, Kalif - RB</b>	9/2/17 Released
3/14/17 Re-signed	<b>Jones, Josh - S</b>	5/5/17 Signed	9/3/17 Signed to practice squad
9/3/17 Traded to DAL	5/19/17 Signed	9/2/17 Released	
<b>Evans, Jahri - G</b>	<b>Kallon, Francis - T</b>	<b>Pipkins, Lenzy - CB</b>	
4/26/17 Signed	11/22/17 Signed to practice squad	5/5/17 Signed	
<b>Evans, Thomas - G</b>	<b>Kendricks, Lance - TE</b>	9/2/17 Released	
5/5/17 Signed	3/11/17 Signed		

## THE LAST TIME

### Regular-Season Games Only

#### **RUSHING**

##### **200 Yards Rushing, Individual**

BY PACKERS — Ahman Green, Dec. 28, 2003, vs. Denver (218 yards)  
BY OPPONENT — Adrian Peterson, Dec. 2, 2012, vs. Minnesota (210 yards)

##### **100 Yards Rushing, Individual**

BY PACKERS — Aaron Jones, Oct. 22, 2017, vs. New Orleans (131 yards)  
BY OPPONENT — Mark Ingram, Oct. 22, 2017, vs. New Orleans (105 yards)

##### **100 Yards Rushing, Individual, One Half**

BY PACKERS — Ty Montgomery, Dec. 18, 2016, at Chicago (123 yards in first half)  
BY OPPONENT — Robert Kelley, Nov. 20, 2016, at Washington (102 yards in second half)

##### **100 Yards Rushing and Receiving, Individual**

BY PACKERS — Never  
BY OPPONENT — Darrin Nelson, Nov. 13, 1983, at Minnesota (119 yards rushing, 137 receiving)

##### **Two 100-Yard Rushers**

BY PACKERS — Ryan Grant (106 yards) and DeShawn Wynn (106 yards), Dec. 28, 2008, vs. Detroit  
BY OPPONENT — Tony Dorsett (149 yards) and Robert Newhouse (101 yards), Nov. 12, 1978, vs. Dallas at Milw.

##### **Two 100-Yard Rushers and Two 100-Yard Receivers**

BY PACKERS — Ryan Grant (106 yards) and DeShawn Wynn (106), Dec. 28, 2008, vs. Detroit, Donald Driver (111 yards) and Greg Jennings (101 yards), Dec. 28, 2008, vs. Detroit\*  
BY OPPONENT — Never  
\*First time in NFL history

##### **Four Touchdowns Rushing, Individual**

BY PACKERS — Dorsey Levens, Jan. 2, 2000, vs. Arizona (8, 1, 5, 1 yards)  
BY OPPONENT — DeAngelo Williams, Nov. 30, 2008, vs. Carolina (1, 1, 1, 1 yards)

##### **Three Touchdowns Rushing, Individual**

BY PACKERS — Ahman Green, Oct. 20, 2002, vs. Washington (24, 2, 8 yards)  
BY OPPONENT — Robert Kelley, Nov. 20, 2016, at Washington (10, 1, 4 yards)

##### **Two Touchdowns Rushing, Individual**

BY PACKERS — Ty Montgomery, Dec. 18, 2016, at Chicago (4, 3 yards)  
BY OPPONENT — Devonta Freeman, Sept. 17, 2017, at Atlanta (1, 2 yards)

#### **PASSING**

##### **400 Yards Passing, Individual**

BY PACKERS — Aaron Rodgers, Oct. 26, 2014, at New Orleans (418 yards)  
BY OPPONENT — Philip Rivers, Oct. 18, 2015, vs. San Diego (503 yards)

##### **300 Yards Passing, Individual**

BY PACKERS — Aaron Rodgers, Sept. 24, 2017, vs. Cincinnati (313 yards)  
BY OPPONENT — Ben Roethlisberger, Nov. 26, 2017, at Pittsburgh (351 yards)

##### **Six Touchdown Passes, Individual**

BY PACKERS — Aaron Rodgers, Nov. 9, 2014, vs. Chicago (1, 4, 73, 40, 56, 18 yards)  
BY OPPONENT — Tommy Kramer, Sept. 28, 1986, at Minnesota (23, 13, 36, 2, 17, 7 yards)

##### **Five Touchdown Passes, Individual**

BY PACKERS — Aaron Rodgers, Sept. 28, 2015, vs. Kansas City (8, 3, 27, 4, 4, yards)  
BY OPPONENT — Matthew Stafford, Jan. 1, 2012, vs. Detroit (8, 13, 2, 5, 12 yards)

##### **Four Touchdown Passes, Individual**

BY PACKERS — Aaron Rodgers, Sept. 28, 2017, vs. Chicago (5, 2, 4, 8 yards)  
BY OPPONENT — Ben Roethlisberger, Nov. 26, 2017, at Pittsburgh (1, 17, 1, 33 yards)

##### **Three Touchdown Passes, Individual**

BY PACKERS — Brett Hundley, Nov. 26, 2017, at Pittsburgh (39, 54, 55 yards)  
BY OPPONENT — Ben Roethlisberger, Nov. 26, 2017, at Pittsburgh (1, 17, 1, 33 yards)

##### **Six Interceptions Thrown, Individual**

BY PACKERS — Tom O'Malley, Sept. 17, 1950, vs. Detroit  
BY OPPONENT — Don Horn, Sept. 26, 1971, vs. Denver at Milw.

##### **Five Interceptions Thrown, Individual**

BY PACKERS — Brett Favre, Oct. 30, 2005, at Cincinnati  
BY OPPONENT — Russell Wilson, Dec. 11, 2016, vs. Seattle

##### **Four Interceptions Thrown, Individual**

BY PACKERS — Brett Favre, Dec. 25, 2005, vs. Chicago  
BY OPPONENT — Russell Wilson, Dec. 11, 2016, vs. Seattle

#### **RECEIVING**

##### **10 or More Receptions, Individual**

BY PACKERS — Jordy Nelson, Nov. 13, 2016, at Tennessee (12 receptions)  
BY OPPONENT — Le'Veon Bell (12 receptions) and Antonio Brown (10 receptions), Nov. 26, 2017, at Pittsburgh

##### **200 Yards Receiving, Individual**

BY PACKERS — Jordy Nelson, Sept. 14, 2014, vs. N.Y. Jets (209 yards)  
BY OPPONENT — Adam Thielen, Dec. 24, 2016, vs. Minnesota (202 yards)

##### **100 Yards Receiving, Individual**

BY PACKERS — Davante Adams, Nov. 19, 2017, vs. Baltimore (126 yards)  
BY OPPONENT — Antonio Brown, Nov. 26, 2017, at Pittsburgh (169 yards)

##### **100 Yards Receiving, One Half, Individual**

BY PACKERS — Geronimo Allison, Sept. 24, 2017, vs. Cincinnati (112 yards in second half and OT)  
BY OPPONENT — Adam Thielen, Dec. 24, 2016, vs. Minnesota (142 yards in first half)

##### **Two 100-Yard Receivers**

BY PACKERS — Davante Adams (156 yards) and Jordy Nelson (126 yards), Nov. 13, 2016, at Tennessee  
BY OPPONENT — Golden Tate (113 yards) and Marvin Jones (107 yards), Nov. 6, 2017, vs. Detroit

##### **Four Touchdown Receptions, Individual**

BY PACKERS — Sterling Sharpe, Nov. 24, 1994, at Dallas (1, 36, 30, 5 yards)  
BY OPPONENT — Never

##### **Three Touchdown Receptions, Individual**

BY PACKERS — Randall Cobb, Sept. 28, 2015, vs. Kansas City (3, 4, 4 yards)  
BY OPPONENT — Vincent Jackson, Nov. 6, 2011, at San Diego (23, 5, 29 yards)

##### **Two Touchdown Receptions, Individual**

BY PACKERS — Davante Adams, Oct. 8, 2017, at Dallas (10, 12 yards)  
BY OPPONENT — Antonio Brown, Nov. 26, 2017, at Pittsburgh (1, 33 yards)

#### **INTERCEPTIONS**

##### **Four Interceptions, Individual**

BY PACKERS — Willie Buchanon, Sept. 24, 1978, at San Diego  
BY OPPONENT — Never

##### **Three Interceptions, Individual**

BY PACKERS — Tom Flynn, Oct. 28, 1984, vs. Detroit  
BY OPPONENT — Vencie Glenn, Dec. 27, 1992, at Minnesota

##### **Two Interceptions, Individual**

BY PACKERS — Ha Ha Clinton-Dix, Dec. 18, 2016, at Chicago  
BY OPPONENT — Janoris Jenkins, Oct. 9, 2016, vs. N.Y. Giants

##### **Interception Returned for Touchdown**

BY PACKERS — Damarious Randall, Oct. 8, 2017, at Dallas (21 yards)  
BY OPPONENT — William Jackson, Sept. 24, 2017, vs. Cincinnati (75 yards)

#### **TOUCHDOWNS**

##### **Five Touchdowns, Individual**

BY PACKERS — Paul Hornung, Dec. 12, 1965, at Baltimore (2-, 9-, 3-yard runs; 50-, 65-yard receptions)  
BY OPPONENT — Never

##### **Four Touchdowns, Individual**

BY PACKERS — Dorsey Levens, Jan. 2, 2000, vs. Arizona (8-, 1-, 5-, 1-yard runs)  
BY OPPONENT — DeAngelo Williams, Nov. 30, 2008, vs. Carolina (1-, 1-, 1-, 1-yard runs)

##### **Three Touchdowns, Individual**

BY PACKERS — Randall Cobb, Sept. 28, 2015, vs. Kansas City (3-, 4-, 4-yard receptions)  
BY OPPONENT — Robert Kelley, Nov. 20, 2016, at Washington (10-, 1-, 4-yard runs)

## THE LAST TIME

### **FIELD GOALS/PATS**

#### **Five Field Goals Made, Individual**

BY PACKERS — Mason Crosby, Nov. 22, 2015, at Minnesota (42, 47, 40, 42, 52 yards)

BY OPPONENT — Dan Bailey, Dec. 15, 2013, at Dallas (47, 23, 43, 50, 50 yards)

#### **Four Field Goals Made, Individual**

BY PACKERS — Mason Crosby, Nov. 22, 2015, at Minnesota (42, 47, 40, 42, 52 yards)

BY OPPONENT — Dan Carpenter, Dec. 14, 2014, at Buffalo (27, 51, 35, 48 yards)

#### **60-Yard Field Goal**

BY PACKERS — Never

BY OPPONENT — David Akers, Sept. 9, 2012, vs. San Francisco (63 yards)

#### **50-Yard Field Goal**

BY PACKERS — Mason Crosby, Nov. 12, 2017, at Chicago (50 yards)

BY OPPONENT — Chris Boswell, Nov. 26, 2017, at Pittsburgh (53 yards)

#### **Blocked Field-Goal Attempt**

BY PACKERS — Datone Jones, Oct. 11, 2015, vs. St. Louis (50-yard Greg Zuerlein attempt)

BY OPPONENT — A'Shawn Robinson, Nov. 6, 2017, vs. Detroit (38-yard Mason Crosby attempt)

#### **Two-Point Conversion**

BY PACKERS — Aaron Rodgers, Oct. 30, 2016, at Atlanta

BY OPPONENT — Antonio Brown, Nov. 26, 2017, at Pittsburgh (pass from Ben Roethlisberger)

#### **Point After Touchdown Missed**

BY PACKERS — Mason Crosby, Oct. 8, 2017, at Dallas (second attempt, wide left)

BY OPPONENT — Chris Boswell, Nov. 26, 2017, at Pittsburgh (first attempt, wide left)

#### **Blocked Point After Touchdown**

BY PACKERS — Kenny Clark, Oct. 22, 2017, vs. New Orleans, (Wil Lutz, second attempt)

BY OPPONENT — Ra'Shede Hageman, Dec. 8, 2014, vs. Atlanta (Mason Crosby, fifth attempt)

### **PUNTING**

#### **70-Yard Punt**

BY PACKERS — Tim Masthay, Dec. 18, 2011, at Kansas City (71 yards)

BY OPPONENT — Jon Ryan, Sept. 24, 2012, at Seattle (73 yards)

#### **60-Yard Punt**

BY PACKERS — Justin Vogel, Oct. 22, 2017, vs. New Orleans (60 yards)

BY OPPONENT — Pat McAfee, Nov. 6, 2016, vs. Indianapolis (67 yards)

#### **Blocked Punt**

BY PACKERS — Jamari Lattimore, Nov. 4, 2013, vs. Chicago (Adam Podlesh, punter)

BY OPPONENT — Bryan Braman, Nov. 16, 2014, vs. Philadelphia (Tim Masthay, punter)

#### **10 Punts, Individual**

BY PACKERS — Jon Ryan, Nov. 19, 2006, vs. New England (10 punts; 459 yards)

BY OPPONENT — Chris Kluwe, Dec. 21, 2006, vs. Minnesota (10 punts; 434 yards)

#### **No Punts**

BY PACKERS — Oct. 26, 2014, at New Orleans

BY OPPONENT — Nov. 6, 2017, vs. Detroit

### **OTHER SPECIAL TEAMS**

#### **Kickoff Returned for Touchdown**

BY PACKERS — Randall Cobb, Sept. 8, 2011, vs. New Orleans (108 yards)

BY OPPONENT — Jordan Todman, Nov. 6, 2016, vs. Indianapolis (99 yards)

#### **Punt Returned for Touchdown**

BY PACKERS — Micah Hyde, Dec. 28, 2014, vs. Detroit (55 yards)

BY OPPONENT — Marcus Thigpen, Dec. 14, 2014, at Buffalo (75 yards)

#### **Blocked (Opponent) Field Goal Returned for Touchdown**

BY PACKERS — Willie Buchanon, Dec. 17, 1972, at New Orleans (57 yards)

BY OPPONENT — Shawn Springs, Nov. 1, 1999, vs. Seattle (61 yards)

#### **Blocked Punt Returned for Touchdown**

BY PACKERS — Dezman Moses, Oct. 28, 2012, vs. Jacksonville (0 yards; Bryan Anger, punter)

BY OPPONENT — DeVier Posey, Oct. 14, 2012, at Houston (0 yards; Tim Masthay, punter)

### **Recovered Own Onside Kick Attempt**

BY PACKERS — Damarius Randall, Nov. 15, 2015, vs. Detroit (Mason Crosby, kicker)

BY OPPONENT — Jayron Kearsse, Dec. 24, 2016, vs. Minnesota (Kai Forbath, kicker)

### **OTHER DEFENSE**

#### **Shutout Posted**

BY PACKERS — Oct. 31, 2010, at N.Y. Jets (9-0)

BY OPPONENT — Nov. 19, 2017, vs. Baltimore (23-0)

#### **Fumble Returned for Touchdown**

BY PACKERS — Casey Hayward, Nov. 16, 2014, vs. Philadelphia (49 yards)

BY OPPONENT — Desmond Trufant, Sept. 17, 2017, at Atlanta (15 yards)

#### **Safety Scored**

BY PACKERS — Team, Dec. 28, 2014, vs. Detroit (Matthew Stafford penalized for intentional grounding in end zone)

BY OPPONENT — Malik Jackson, Nov. 1, 2015, at Denver (Richard Rodgers tackled in end zone)

#### **Five Sacks, Individual**

BY PACKERS — Vonnie Holliday, Dec. 22, 2002, vs. Buffalo

BY OPPONENT — Antwan Odom, Sept. 20, 2009, vs. Cincinnati

#### **Four Sacks, Individual**

BY PACKERS — Kabeeer Gbaja-Biamila, Jan. 2, 2005, at Chicago

BY OPPONENT — Chris Clemons, Sept. 24, 2012, at Seattle

#### **Three Sacks, Individual**

BY PACKERS — Nick Perry, Nov. 12, 2017, at Chicago

BY OPPONENT — Dwight Freeney, Dec. 27, 2015, at Arizona

### **MISCELLANEOUS**

#### **No Penalties**

BY PACKERS — Nov. 4, 2013, vs. Chicago

BY OPPONENT — Dec. 14, 1997, at Carolina

#### **Game Without Touchdown**

BY PACKERS — Nov. 19, 2017, vs. Baltimore

BY OPPONENT — Sept. 10, 2017, vs. Seattle

#### **50 Points, Game**

BY PACKERS — 53, Nov. 16, 2014, vs. Philadelphia

BY OPPONENT — 51, Nov. 24, 2008, at New Orleans

#### **40 Points, Game**

BY PACKERS — 43, Dec. 8, 2014, vs. Atlanta

BY OPPONENT — 42, Nov. 20, 2016, at Washington

#### **500 Yards Total Offense**

BY PACKERS — 502, Dec. 8, 2014, vs. Atlanta

BY OPPONENT — 515, Nov. 20, 2016, at Washington

#### **Tie Game**

Green Bay 26, Minnesota 26, Nov. 24, 2013



# GREEN BAY 17, SEATTLE 9

Lambeau Field, Sunday, Sept. 10, 2017. Attendance: 78,381. Time: 3:09. Weather: 71° F, Humidity: 49 percent, Wind: S 1 mph

# GAME 1

GREEN BAY, Wis. (AP) — Mike Daniels can be a man of few words. The defensive lineman's play on the football field speaks volumes as to how important he has become to the Green Bay Packers.

Daniels' strip-sack of Russell Wilson deep in Seattle territory in the third quarter set up Ty Montgomery's 6-yard touchdown run on the next play to spark the Packers' 17-9 win on Sunday over the Seahawks.

A marquee season opener between two NFC heavyweight teams turned into a defensive slugfest, with Daniels landing the momentum-swinging punch. No talk about double moves or stunts. Daniels said he just flat-out beat guard Luke Joeckel to wreak havoc in the backfield.

Packers QB Aaron Rodgers was 28 of 42 for 311 yards and added a 32-yard touchdown pass to Jordy Nelson to make it an eight-point game late in the third quarter. Rodgers went deep to his favorite receiver on a free play that was extended after Seattle was flagged for having too many men on the field.

But the Green Bay defense fueled the victory. Seattle managed just three field goals. Wilson was held to 14 of 27 for 158 yards. The Packers held decisive edges in total yardage (370-225) and first downs (26-12). Green Bay held the ball for 39 minutes.

Rodgers' regular-season streak of passes without an interception ended at a career-high 251. The Seahawks' defense, reinforced by the return of safety Earl Thomas, bottled up receivers from making many big plays and put plenty of pressure on Rodgers.

But the Packers started denting Seattle with runs or quick passes to Nelson, Randall Cobb and Montgomery in the second half, chewing up clock in the process.

The Packers again found a way to contain the Seahawks' dual-threat quarterback at Lambeau Field. He was 14 of 27 for 158 yards, and ran for 40 yards on the same field. Wilson threw the interceptions — three of which deflected off the hands of receivers — in a 38-10 loss.

In December on the same field, Wilson threw the interceptions — three of which deflected off the hands of receivers — in a 38-10 loss. Seattle cornerback Jeremy Lane was ejected after referee John Parry said he threw a punch during a scrum with Packers receiver Davante Adams.

The tussle occurred around the Packers' 30 during a play in which Nazair Jones intercepted Rodgers at 9:26 of the first quarter. It was Rodgers' first interception since Nov. 13, 2016, at Tennessee.

**OFFICIALS** — Referee: John Parry (132); Umpire: Mark Pellis (131); Down Judge: Michael Spanier (90); Line Judge: Jeff Seaman (45); Field Judge: David Maslow (118); Side Judge: Keith Washington (7); Back Judge: Perry Paganelli (46); Replay Official: James Oldham

**STARTING LINEUPS**

**Seattle Seahawks**

**Green Bay Packers**

**GREEN BAY SUBSTITUTIONS** — K 2 M.Crosby, P 8 J.Vogel, WR 11 T.Davis, CB 20 K.King, FB 22 A.Ripkowski, CB 24 O.Rollins, S 25 M.Lewis, S 27 J.Jones, S 29 K.Brue, RB 30 J.Williams, RB 32 J.McCoy, CB 36 L.Culter, LB 48 J.Thomas, LB 51 K.Fackell, LB 55 A.Brooks, LS 61 B.Goode, G 64 J.McCray, T 78 J.Springs, TE 82 R.Rodgers, WR 83 J.James, TE 84 L.Kendricks, LB 98 C.Odom, DT 99 R.Jean Francois, **DID NOT PLAY** — CB 7 B.Hundley, **INACTIVES** — CB 28 J.Hawkins, RB 33 A.Jones, CB 41 L.Pipkins, G 62 L.Patrick, T 75 B.Bulaga, DT 90 M.Adams, DT 91 O.Diel.

**FIELD GOALS (made / & missed)**

Seattle Seahawks: M.Crosby 1/0

Green Bay Packers: M.Crosby 2/3

**UT A TELF TT SK QBH FF ER Int PD**

Seattle Seahawks: 7 2 3 9 15-12 2 1 0 0-0 0

Green Bay Packers: 6 3 0 0 0 0 0 0 0-0 1

**UT A TELF TT SK QBH FF ER Int PD**

Seattle Seahawks: 2 0 0 2 0-0 0 0 0 0-0 1

Green Bay Packers: 2 0 0 2 0-0 0 0 0 0-0 0

**UT A TELF TT SK QBH FF ER Int PD**

Seattle Seahawks: 2 0 0 2 0-0 0 0 0 0-0 0

Green Bay Packers: 2 0 0 2 0-0 0 0 0 0-0 0

**UT A TELF TT SK QBH FF ER Int PD**

Seattle Seahawks: 2 0 0 2 0-0 0 0 0 0-0 0

Green Bay Packers: 2 0 0 2 0-0 0 0 0 0-0 0

**UT A TELF TT SK QBH FF ER Int PD**

Seattle Seahawks: 2 0 0 2 0-0 0 0 0 0-0 0

Green Bay Packers: 2 0 0 2 0-0 0 0 0 0-0 0

Seattle Seahawks										Green Bay Packers									
RUSHING	ATT	YDS	AVG	LG	TD	RUSHING	ATT	YDS	AVG	LG	TD								
R.Wilson	2	40	20.0	29	0	T.Montgomery	19	54	2.8	8	1								
C.Groson	6	39	6.5	30	0	A.Rodgers	7	21	3.0	13	0								
C.Prossie	4	11	2.8	8	0	J.Williams	2	9	4.5	6	0								
E.Lay	5	1	0.6	6	0	Total	28	84	3.0	13	1								
D.Baldwin	1	90	-3.0	-3	0														
Total	28	158	5.0	30	0														
PASSING	ATT	CMP	YDS	SKYD	TD	LG	INT	RT	PASSING	ATT	CMP	YDS	SKYD	TD	LG	INT	RT		
R.Wilson	27	14	158	3/23	0	34	0	69.7	A.Rodgers	42	28	311	4/25	1	321	1	86.5		
Total	27	14	158	3/23	0	34	0	69.7	Total	42	28	311	4/25	1	321	1	86.5		
PASS RECEIVING	NO	YDS	AVG	LG	TD	PASS RECEIVING	NO	YDS	AVG	LG	TD								
D.Baldwin	4	63	15.8	34	0	R.Ood	9	85	9.4	29	0								
P.Fletcher	4	59	14.8	28	0	J.Wilson	7	79	11.3	321	1								
J.Graham	3	8	2.7	8	0	D.Montgomery	4	39	9.8	20	0								
C.Groson	1	10	10.0	10	0	D.Adams	3	47	15.7	21	0								
M.Vernett	1	10	10.0	10	0	M.Bennett	3	43	14.3	28	0								
T.Lockett	1	8	8.0	8	0	L.Kendricks	2	18	9.0	18	0								
Total	14	158	11.3	34	0	Total	28	311	11.1	321	1								
INTERCEPTIONS	NO	YDS	AVG	LG	TD	INTERCEPTIONS	NO	YDS	AVG	LG	TD								
N.Jones	1	24	24.0	24	0	Total	0	0	--	--	0								
Total	1	24	24.0	24	0														
PUNTING	NO	YDS	AVG	NET	TB	N20	LG	PUNTING	NO	YDS	AVG	NET	TB	N20	LG				
J.Ryan	6	275	45.8	45.8	0	4	59	J.Vogel	5	219	43.8	42.4	0	1	57				
Total	6	275	45.8	45.8	0	4	59	Total	5	219	43.8	42.4	0	1	57				
PUNT RETURNS	NO	YDS	AVG	FC	LG	TD	PUNT RETURNS	NO	YDS	AVG	FC	LG	TD						
T.Lockett	1	7	7.0	4	7	0	T.Davis	2	0	0.0	1	0	0						
Returns	1	7	7.0	4	7	0	(downed)	2	0	0.0	1	0	0						
KICK RETURNS	NO	YDS	AVG	FC	LG	TD	KICK RETURNS	NO	YDS	AVG	FC	LG	TD						
T.Lockett	3	91	30.3	0	43	0	(tback)	3	0	0.0	0	0	0						
Returns	3	91	30.3	0	43	0	Returns	0	0	0.0	0	0	0						
FUMBLES	Fum	Lost	Rec	Yds	TD	FF	Rec	Yds	TD	FF	Rec	Yds	TD	FF	Rec	Yds	TD		
R.Wilson	1	1	0	0	0	0	0	0	0	0	0	0	0	0	0	0	0		
Total	1	1	0	0	0	0	0	0	0	0	0	0	0	0	0	0	0		

Own										Opp									
FUMBLES	Fum	Lost	Rec	Yds	TD	FF	Rec	Yds	TD	FUMBLES	Fum	Lost	Rec	Yds	TD	FF	Rec	Yds	TD
C.Linsley	1	0	0	-6	0	0	0	0	0	C.Linsley	1	0	0	0	0	0	0	0	0
A.Rodgers	0	0	1	0	0	0	0	0	0	A.Rodgers	0	0	1	0	0	0	0	0	0
M.Daniels	0	0	0	0	0	0	0	0	0	M.Daniels	0	0	0	0	0	0	0	0	0
K.Fackell	0	0	0	0	0	0	0	0	0	K.Fackell	0	0	0	0	0	0	0	0	0
Total	1	0	1	-6	0	0	0	0	0	Total	1	0	1	-6	0	0	0	0	0

Seahawks										Packers									
TOTAL FIRST DOWNS	12	TOTAL FIRST DOWNS	26																
By Rushing	8	By Rushing	8																
By Passing	3	By Passing	16																
By Penalty	1	By Penalty	2																
THIRD-DOWN EFFICIENCY	3-12-25%	THIRD-DOWN EFFICIENCY	9-16-56%																
FOURTH-DOWN EFFICIENCY	0-0-0%	FOURTH-DOWN EFFICIENCY	0-0-0%																
TOTAL NET YARDS	225	TOTAL NET YARDS	370																
Total Offensive Plays	48	Total Offensive Plays	74																
Average gain per offensive play	4.7	Average gain per offensive play	5.0																
NET YARDS RUSHING	90	NET YARDS RUSHING	84																
Total Rushing Plays	18	Total Rushing Plays	28																
Average gain per rushing play	5.0	Average gain per rushing play	3.0																
NET YARDS PASSING	135	NET YARDS PASSING	286																
Times thrown - Yards lost att. to pass	3-23	Times thrown - Yards lost att. to pass	4-25																
Gross yards passing	158	Gross yards passing	311																
PASS ATT-COMP-LINT	27-14-0	PASS ATT-COMP-LINT	42-28-1																
Average gain per pass play	4.5	Average gain per pass play	6.2																
KICKOFFS Number-in EZ-Touchbacks	3-3-3	KICKOFFS Number-in EZ-Touchbacks	4-2-1																
Had Blocked	0	Had Blocked	0																
FGs - PATs had blocked	0-0	FGs - PATs had blocked	0-0																
Net Punting Average	45.8	Net Punting Average	42.4																
TOTAL RETURN YARDS (not inc. kickoffs)	31	TOTAL RETURN YARDS (not inc. kickoffs)	1-7																
No. and Yards Punt Returns	1-7	No. and Yards Punt Returns	2-0																
No. and Yards Kickoff Returns	3-91	No. and Yards Kickoff Returns	0-0																
No. and Yards Interception Returns	1-24	No. and Yards Interception Returns	0-0																
PENALTIES Number and Yards	8-50	PENALTIES Number and Yards	8-70																
FUMBLES Number and Lost	1-1	FUMBLES Number and Lost	1-0																
TOUCHDOWNS	0	TOUCHDOWNS	2																
Rushing	0	Rushing	1																
Passing	0	Passing	1																
EXTRA POINTS Made-Attempts	0-0	EXTRA POINTS Made-Attempts	2-2																
Kicking Made-Attempts	0-0	Kicking Made-Attempts	2-2																
FIELD GOALS Made-Attempts	3-3	FIELD GOALS Made-Attempts	1-1																
Red-Zone Efficiency	0-2-0%	Red-Zone Efficiency	1-1-100%																
GOAL-TO-GO EFFICIENCY	0-1-0%	GOAL-TO-GO EFFICIENCY	1-1-100%																
SAFETIES	9	SAFETIES	0																
FINAL SCORE	17	FINAL SCORE	17																
TIME OF POSSESSION	20:47	TIME OF POSSESSION	39:13																





# GREEN BAY 27, CINCINNATI 24 (OT)

Lambeau Field, Sunday, Sept. 24, 2017. Attendance: 78,323. Time: 3:18. Weather: 89° F, Humidity: 44 percent, Wind: S 8 mph

# GAME 3

GREEN BAY, Wis. (AP) — Aaron Rodgers burned another defense deep with a free play. The Cincinnati Bengals found their offense and a new way to lose.

Mason Crosby kicked a 27-yard field goal with 6:26 left in overtime set up by Rodgers' 72-yard pass to Geronnimo Allison, and the Green Bay Packers rallied to beat Cincinnati, 27-24, on Sunday. Crosby's kick completed the Packers' comeback from a 21-7 halftime deficit.

On third-and-10 from the Packers 21, Rodgers took advantage of yet another free play after defensive end Michael Johnson was whistled for offside. Officials let the play continue and the two-time NFL MVP found Allison on about a 40-yard pass before the receiver beat a couple defenders for more yards.

Crosby, a veteran kicker, finished it off for the Packers (2-1). The winless Bengals (0-3) won the loss in overtime but went three-and-out on their opening drive. It was so loud at Lambeau Field that they had to call timeout before their first overtime snap. Rodgers thrived under the pressure.

He connected with Jordy Nelson for a 3-yard touchdown pass with 17 seconds left in regulation to tie the game at 24. Bengals cornerback Dre Kirkpatrick narrowly missed halting away the bullet thrown by the quarterback into the front right corner of the end zone.

Rodgers finished 28 of 42 for 313 yards with three touchdowns and one interception. Allison had six catches for 122 yards. The Packers flipped the script after the Bengals controlled the first half.

A.J. Green caught a 10-yard scoring pass on the game's opening drive for Cincinnati's first touchdown after two frustrating weeks for the offense. Bill Lazor made his debut as offensive coordinator for the fired Ken Zampese.

Andy Dalton was 21 of 27 for 212 yards and two scores. The Bengals were desperate to avoid their first 0-3 start since 2008. But they couldn't finish the Packers off in the second half.

Green Bay's defense generated a little more pressure on Dalton in the second half, and rookie safety Josh Jones gave the injury-laden defense a boost with two sacks and 12 tackles.

Rodgers shook off his early struggles to guide the Packers to another win. He was sacked six times, mostly against just the Bengals' four-man rush, though the protection shored up after halftime.

Rodgers threw just his second career pick-six — and his first at home — when William Jackson returned an interception 75 yards for a touchdown for a 21-7 lead early in the second quarter.

**OFFICIALS** — Referee: Gene Steratore (114); Umpire: Roy Ellison (81); Down Judge: David Oliver (24); Line Judge: Gary Arthur (108); Field Judge: Mike Weatherford (116); Side Judge: Adrian Hill (29); Back Judge: Dino Paganielli (105); Replay Official: Paul Weidner

**STARTING LINEUPS**

Cincinnati Bengals					Green Bay Packers				
Offense	Defense	Offense	Defense	Special	Offense	Defense	Offense	Defense	Special
WR 18 A.Gordon	LDE 96 C.Dunlap	WR 87 J.Nelson	DE 94 D.Lowry	PK 31 J.Hill	QB 10 J.Alexander	WR 82 M.Crosby	LB 51 K.Fackell	LB 51 K.Fackell	LS 64 J.McCray
LT 70 C.Ogburn	NT 92 P.Sims	LT 68 K.Murphy	NT 97 D.Clark	LT 66 J.Hill	RB 32 D.Moore	LG 63 L.Taylor	LB 50 B.Martinez	TE 80 M.Bennett	TE 80 M.Bennett
LG 65 C.Boling	DT 97 G.Adams	LG 65 L.Taylor	LOLB 55 A.Brooks	LG 66 J.Hill	RB 32 D.Moore	C 63 C.Linsley	LB 50 B.Martinez	TE 80 M.Bennett	TE 80 M.Bennett
C 60 T.Robinson	RDE 90 M.Johnson	C 63 C.Linsley	LB 50 B.Martinez	TE 80 M.Bennett	RB 32 D.Moore	LB 59 N.Vogel	LB 27 J.Jones	TE 80 M.Bennett	TE 80 M.Bennett
RG 61 R.Abdone	SLB 59 N.Vogel	RG 73 J.Evans	LB 27 J.Jones	TE 80 M.Bennett	RB 32 D.Moore	MLB 51 K.Miller	ROLB 52 C.Matthews	TE 80 M.Bennett	TE 80 M.Bennett
RT 74 J.Fisher	MLB 51 K.Miller	RT 75 B.Buhalta	LB 23 D.Randall	TE 80 M.Bennett	RB 32 D.Moore	TE 81 T.Kort	LCB 23 D.Randall	TE 80 M.Bennett	TE 80 M.Bennett
TE 81 T.Kort	WLB 57 V.Bay	TE 80 M.Bennett	RCB 20 K.King	TE 80 M.Bennett	RB 32 D.Moore	WR 83 T.Bond	LCB 27 D.Kirgpatrick	TE 80 M.Bennett	TE 80 M.Bennett
WR 83 T.Bond	LCB 27 D.Kirgpatrick	TE 84 L.Kerdricks	RCB 20 K.King	TE 80 M.Bennett	RB 32 D.Moore	WR 11 B.LaBel	RCB 24 A.Jones	TE 84 L.Kerdricks	TE 84 L.Kerdricks
WR 11 B.LaBel	RCB 24 A.Jones	TE 84 L.Kerdricks	RCB 20 K.King	TE 80 M.Bennett	RB 32 D.Moore	WR 14 A.Dalton	SS 36 S.Williams	TE 84 L.Kerdricks	TE 84 L.Kerdricks
WR 14 A.Dalton	SS 36 S.Williams	TE 84 L.Kerdricks	RCB 20 K.King	TE 80 M.Bennett	RB 32 D.Moore	HB 32 J.Hill	FS 43 G.Iloka	TE 84 L.Kerdricks	TE 84 L.Kerdricks
HB 32 J.Hill	FS 43 G.Iloka	TE 84 L.Kerdricks	RCB 20 K.King	TE 80 M.Bennett	RB 32 D.Moore			TE 84 L.Kerdricks	TE 84 L.Kerdricks

**GREEN BAY SUBSTITUTIONS** — K 2 M.Crosby, P 8 J.Vogel, WR 11 T.Davis, RB 22 A.Ripkirk, CB 24 O.Rollins, CB 28 J.Hawkins, RB 30 J.Williams, RB 32 D.Moore, RB 33 A.Jones, CB 41 L.Phipps, LB 48 J.Thomas, LB 51 K.Fackell, LS 61 B.Goode, G 62 L.Patrick, G 64 J.McCray, WR 81 G.Allison, TE 82 R.Rodgers, WR 83 J.James, DT 91 O.Dial, LB 98 C.Odom, DT 99 R.Jean Francois, **DID NOT PLAY** — CB 7 B.Hundley, G/T 77 A.Pankey, **INACTIVES** — WR 18 R.Cobb, S 29 K.Brice, CB 31 D.House, LB 47 J.Ryan, LB 53 N.Perry, T 69 D.Bakhtiari, DT 76 M.Daniels.

R.Bullock		48WR (46)		M.Crosby		(28) (27)																			
VISITOR:	HOME:	Cincinnati Bengals	Green Bay Packers	1	7	2	7																		
Qtr	Time	Play Description (Extra Point) (Drive Info)	Int	PD	UT	A	TEL	TT	SK	QBH	FF	ER	Int	PD	UT	A	TEL	TT	SK	QBH	FF	ER	Int	PD	
1	9:40	A.Green 10 yd. pass from A.Dalton (R.Bullock kick) (10-79, 5:20)	0	0	2	1	1	3	0-0	0	0	0	0	0-0	0	2	1	1	3	0-0	0	0	0	0	0-0
1	7:46	L.Kerdricks 1 yd. pass from A.Rodgers (M.Crosby kick) (6-60, 1:54)	7	0	2	1	0	3	0-0	0	0	0	0	0-0	0	2	1	0	3	0-0	0	0	0	0	0-0
1	12:29	G.Bertrand 6 yd. pass from A.Dalton (R.Bullock kick) (9-60, 4:49)	14	0	2	0	1	2	1-0	0	0	0	0	0-0	0	2	0	1	2	1-0	0	0	0	0	0-0
2	10:20	W.Jackson 75 yd. interception return (R.Bullock kick)	7	0	2	0	1	2	1-0	0	0	0	0	0-0	0	2	0	1	2	1-0	0	0	0	0	0-0
2	9:54	J.Nelson 1 yd. pass from A.Rodgers (M.Crosby kick) (8-75, 5:06)	21	0	2	0	1	2	0-0	0	0	0	0	0-0	0	2	0	1	2	0-0	0	0	0	0	0-0
3	14:43	M.Crosby 28 yd. Field Goal (8-52, 2:58)	21	0	2	0	1	2	0-0	0	0	0	0	0-0	0	2	0	1	2	0-0	0	0	0	0	0-0
3	3:46	R.Bullock 46 yd. Field Goal (11-63, 5:57)	21	0	2	0	1	2	0-0	0	0	0	0	0-0	0	2	0	1	2	0-0	0	0	0	0	0-0
4	0:17	J.Nelson 3 yd. pass from A.Rodgers (M.Crosby kick) (12-75, 3:29)	24	0	2	0	2	0-0	0	0	0	0	0	0-0	0	2	0	2	0-0	0	0	0	0	0	0-0
5	6:22	M.Crosby 27 yd. Field Goal (5-70, 1:17)	24	0	2	0	2	0-0	0	0	0	0	0	0-0	0	2	0	2	0-0	0	0	0	0	0	0-0
		<b>Totals</b>	<b>48</b>	<b>18</b>	<b>10</b>	<b>66</b>	<b>32</b>	<b>4</b>	<b>0</b>	<b>0</b>	<b>0</b>	<b>0</b>	<b>0-0</b>	<b>1</b>	<b>48</b>	<b>18</b>	<b>10</b>	<b>66</b>	<b>32</b>	<b>4</b>	<b>0</b>	<b>0</b>	<b>0</b>	<b>0-0</b>	

### GREEN BAY DEFENSIVE STATISTICS (official)

UT	A	TEL	TT	SK	QBH	FF	ER	Int	PD	UT	A	TEL	TT	SK	QBH	FF	ER	Int	PD	
6	6	1	12	0-0	0	0	0	0	0	2	1	1	3	0-0	0	0	0	0	0	0
10	1	3	11	2-14	0	0	0	0	0	2	0	1	2	0-0	0	0	0	0	0	0
6	1	0	7	0-0	0	0	0	0	0	2	0	1	2	1-0	2	0	0	0	0	0
3	3	2	6	0-0	0	0	0	0	0	2	0	1	2	0-0	0	0	0	0	0	0
5	0	2	5	0-0	0	0	0	0	0	2	0	1	2	0-0	0	0	0	0	0	0
4	1	1	5	0-0	0	0	0	0	0	0	2	0	2	0-0	2	0	0	0	0	0
3	0	0	3	0-0	0	0	0	0	0	0	2	0	2	0-0	2	0	0	0	0	0
3	0	0	3	0-0	0	0	0	0	0	0	2	0	2	0-0	2	0	0	0	0	0
		<b>Totals</b>	<b>3</b>	<b>0</b>	<b>0</b>	<b>0</b>	<b>0</b>	<b>0</b>	<b>0</b>	<b>48</b>	<b>18</b>	<b>10</b>	<b>66</b>	<b>32</b>	<b>4</b>	<b>0</b>	<b>0</b>	<b>0</b>	<b>0</b>	<b>0</b>

Cincinnati Bengals										Green Bay Packers														
RUSHING	ATT	YDS	AVG	LG	TD	PASSING	ATT	YDS	AVG	LG	TD	RUSHING	ATT	YDS	AVG	LG	TD	PASSING	ATT	YDS	AVG	LG	TD	
J.Watson	18	62	3.4	20	0	A.Rodgers	27	212	3.21	2	21	T.Montgomery	12	35	2.9	8	0	A.Rodgers	42	28	313	6.33	3	72
G.Bertrand	3	27	9.0	25	0	J.Hill	2	23	3.3	8	0	J.Williams	4	4	1.0	6	0	J.Williams	1	6	6.0	6	0	
J.Hill	7	23	3.3	8	0	A.Dalton	2	-2	-1.0	1	0	Total	17	64	3.8	13	0	Total	28	313	6.33	3	72	
A.Dalton	2	110	55.0	25	0	Total	30	110	3.7	25	0	Total	17	64	3.8	13	0	Total	28	313	6.33	3	72	

Green Bay Packers										Cincinnati Bengals									
PUNTING	NO	YDS	AVG	NET	LG	TD	INT	LG	TD	PUNTING	NO	YDS	AVG	NET	LG	TD	INT	LG	TD
J.Vogel	6	296	49.3	37.7	0	1	0	0	0	J.Vogel	4	31	7.8	0	20	0	0	0	0
Total	6	296	49.3	37.7	0	1	0	0	0	Total	4	31	7.8	0	20	0	0	0	0

Green Bay Packers										Cincinnati Bengals									
KICK RETURNS	NO	YDS	AVG	FC	LG	TD	KICK RETURNS	NO	YDS	AVG	FC	LG	TD						
A.Erickson	1	20	20.0	0	20	0	A.Erickson	1	5	5.0	0	5	0						
Total	1	20	20.0	0	20	0	Total	1	5	5.0	0	5	0						

Green Bay Packers										Cincinnati Bengals									
FUMBLES	Fum	Lost	Rec	Yds	TD	FF	Rec	Yds	TD	FUMBLES	Fum	Lost	Rec	Yds	TD	FF	Rec	Yds	TD
W.Jackson	1	1	0	0	0	0	0	0	0	W.Jackson	1	1	0	0	0	0	0	0	0
Total	1	1	0	0	0	0	0	0	0	Total	1	1	0	0	0	0	0	0	0

Green Bay Packers										Cincinnati Bengals									
TOTAL FIRST DOWNS	By Rushing	By Passing	By Penalty	THIRD-DOWN EFFICIENCY	FOURTH-DOWN EFFICIENCY	TOTAL NET YARDS	Total Offensive Plays	Average gain per offensive play	NET YARDS RUSHING	Total Rushing Plays	Average gain per rushing play	NET YARDS PASSING	Times thrown - Yards lost att. to pass.	Gross yards passing	PASS ATT-COMP-PNT	Average gain per pass play	KICKOFFS Number and Average	PUNTS Number and Average	
22	13	15	3	41-21-33%	0-0-0%	344	65	5.3	110	30	3.7	280	3-21	212	6-4	5.8	5-4-4	6-49-3	
22	13	15	3	41-21-33%	0-0-0%	344	65	5.3	110	30	3.7	280	3-21	212	6-4	5.8	5-4-4	6-49-3	

Green Bay Packers										Cincinnati Bengals									
FGS - PATS had blocked	Net Punting Average	TOTAL RETURN YARDS (not inc. kickoffs)	No. and Yards Punt Returns	No. and Yards Kickoff Returns	No. and Yards Interception Returns	PEALTIES Number and Yards	FUMBLES Number and Lost	TOUCHDOWNS	EXTRA POINTS Made-Attempts	Kicking Made-Attempts	FIELD GOALS Made-Attempts	RED-ZONE EFFICIENCY	GOAL-TO-GO EFFICIENCY	SAFETIES	FINAL SCORE	TIME OF POSSESSION			
0-0	47.7	106	5-31	1-20	1-75	7-68	1-1	0	3-3	3-3	1-2	2-2-100%	3-4-75%	0	24	29:21			
0-0	47.7	106	5-31	1-20	1-75	7-68	1-1	0	3-3	3-3	1-2	2-2-100%	3-4-75%	0	24	29:21			





DALLAS (AP) — Aaron Rodgers had more magic in store for the Dallas Cowboys, who can't seem to find the mojo that carried them a year ago.

Rodgers threw a 12-yard touchdown pass to Davante Adams with 11 seconds remaining. Rodgers capped a 75-yard drive in just 1:02, lifting the Packers over Dallas 35-31 on Sunday in another thriller nine months after their divisional playoff win on the same field.

Adams had been in the concussion protocol but was active 10 days after leaving the field on a stretcher on a helmet-to-helmet hit that resulted in a suspension for Chicago linebacker Danny Treadwell. He had seven catches for 66 yards and two touchdowns.

Dak Prescott, who had touchdown passes on Dallas' first three drives, put the Cowboys in front on an 11-yard touchdown run with 1:13 remaining to cap a 17-play drive that lasted almost nine minutes.

But another defensive lockdown, just like a year ago in the postseason, left Dallas (2-3) already with the same number of losses from the magical rookie season when Prescott and running back Ezekiel Elliott led the Cowboys to the No. 1 seed in the NFC.

The Packers (4-1) had gone ahead earlier on Damarious Randall's 21-yard interception return for a touchdown, the third of five lead changes in the fourth quarter. Green Bay rallied from 15 points down in the first half after letting a 21-3 lead get away in last season's playoff win.

Aaron Jones became the first Green Bay running back with 100 yards in his first start as a rookie since Samkon Gado in 2005. He had 19 carries for 125 yards and a touchdown. He replaced Ty Montgomery, out after an injury to his ribs in the win over the Bears.

Elliott ended a three-game drought without 100 yards, matching the longest from his rookie season, finishing with 116 yards on 29 carries. Rodgers was 19 of 29 for 221 yards and three touchdowns, and set up the winning score with an 18-yard scramble. After an incompletion to Adams looking against rookie Jordan Lewis, Rodgers went there again. Adams made the grab as Lewis turned too late.

Prescott locked the part of Rodgers, scrambling to set up big completions and running 21 yards himself on one play to help the Cowboys build a 21-6 lead.

He was 25 of 36 for 251 yards and three first-half touchdowns, two to Cole Beasley and one to Dez Bryant, who joined Hall of Farmer Bob Hayes as the only Dallas receivers with at least 70 TD grabs.

DE David Irving returned from a four-game suspension for Dallas with two sacks. He had a sack and three forced fumbles with a recovery in last year's 30-16 win in Green Bay during the regular season.

OFFICIALS — Referee: Terry McAulley (77); Umpire: Steven Woods (54); Down Judge: Jerry Bergman (91); Line Judge: Carl Johnson (101); Field Judge: Michael Banks (72); Side Judge: Jonah Monroe (120); Back Judge: Rich Martinez (39); Replay Official: Ernie Frantz

STARTING LINEUPS

Table with columns for Offense and Defense for Green Bay Packers and Dallas Cowboys. Lists players like Aaron Rodgers, Dez Bryant, Dak Prescott, Ezekiel Elliott, etc.

GREEN BAY SUBSTITUTIONS — K 2 M.Crosby; P 8 J.Vogel; WR 11 T.Davis; FB 22 A.Ripkowski; GB 23 D.Randall; GB 24 Q.Rollins; S 25 M.Evans; S 27 J.Jones; CB 28 J.Hawkins; S 29 K.Brice; RB 30 J.Williams; RB 32 D.Mays; LB 51 K.Fackrell; LB 55 A.Brooks; LS 59 T.Ferguson; G 62 L.Patrick; WR 81 G.Allison; TE 82 R.Rodgers; WR 83 J.Rams; TE 84 L.Kendricks; DT 91 Q.Dial; DT 99 J.Flanagan; FB 100 J.Phipps; — GB 7 B.Hundley; T 74 U.John; INACTIVES — CB 41 L.Phipkins; LB 48 J.Thomas; T 69 D.Bakhtiar; G/T 77 A.Pankey; RB 88 T.Montgomery; DT 90 M.Adams; LB 98 C.Odom.

FIELD GOALS (made) (& missed) D Bailey (43)

Table with columns for Qtr, Time, Play Description (Extra Point), Drive Info, and Visitor/Home stats.

GREEN BAY DEFENSIVE STATISTICS (official)

Summary table for Green Bay Defensive Statistics with columns for Att, Tel, Int, Sck, QBH, FF, FR, Int, PD, etc.

Summary table for Green Bay Packers with columns for Rushing, Passing, Att Comp, Yds SkYd, TD, LG, IN, RT, etc.

Summary table for Dallas Cowboys with columns for Rushing, Passing, Att Comp, Yds SkYd, TD, LG, IN, RT, etc.

Summary table for Interceptions with columns for No, Yds, Avg, LG, TD.

Summary table for Punting with columns for No, Yds, Avg, Net, TB, In20, LG, TD.

Summary table for Kick Returns with columns for No, Yds, Avg, FC, LG, TD.

Summary table for Punt Returns with columns for No, Yds, Avg, FC, LG, TD.

Summary table for Fumbles with columns for Fum, Lost, Rec, Yds, TD, FF, Rec, Yds, TD, Bts, Out.

Summary table for Total Rushing with columns for Own, Opp, Yds, TD, Bts, Out.

Summary table for Total Passing with columns for Own, Opp, Yds, TD, Bts, Out.

Summary table for Total First Downs with columns for Own, Opp, Yds, TD, Bts, Out.

Summary table for Extra Points Made-Attempts with columns for Own, Opp, Yds, TD, Bts, Out.



# NEW ORLEANS 26, GREEN BAY 17

Lambeau Field, Sunday, Oct. 22, 2017. Attendance: 78,380. Time: 2:58. Weather: 52° F, Humidity: 100 percent, Wind: W 10 mph

GREEN BAY, Wis. — Drew Brees threw for a touchdown and ran for another. Mark Ingram rushed for a score and the New Orleans Saints overcame several mistakes to beat the Green Bay Packers 26-17 on Sunday.

Will Lutz kicked two second-half field goals, including a 44-yarder, to put New Orleans up for good 19-17 with 10:26 left in the game. Brees' 1-yard sneak gave the Saints a two-score lead with 4:55 left.

The sloppy Saints were fortunate to get their fourth straight victory. The Packers lost their first game with Brett Hundley starting at quarterback for injured star Aaron Rodgers.

New Orleans' defense gave up a 46-yard touchdown run to rookie Aaron Jones on the opening drive. Brees was picked off twice in the first quarter. Lutz had a blocked extra point and New Orleans (4-2) was penalized seven times for 80 yards.

But the Saints pulled away late at overcast Lambeau Field, scoring on all four of their second-half drives.

After holding the Packers (4-3) to a three-and-out inside the 20, New Orleans drove 55 yards in eight plays to seal the game with Brees' sneak over the goal line.

Brees finished 27 of 38 for 331 yards with a touchdown. Ingram ran for 105 yards on 22 carries.

Trailing late, the Packers couldn't muster big plays late without Rodgers. He's out indefinitely with a broken right collarbone.

Instead, Mike McCarthy turned to a running game that initially threw off the Saints.

Jones had 131 yards on 17 carries. Hundley showed toughness in running for a 14-yard score to give Green Bay a 14-7 lead with 8:37 left in the second quarter.

But the Packers managed just a 46-yard field goal from Mason Crosby in the second half, which gave them a brief 17-16 lead.

The Saints took over from there, and the Packers couldn't keep up through the air.

Hundley finished 12 of 25 for 87 yards. He was intercepted by safety Kenny Vaccaro on a deep ball down the middle of the field with 4:20 left, ending the Packers' comeback bid.

Besides Brees, two picks, the Saints' rough first quarter also included a punt fumbled by Ted Ginn Jr. at his 20. But New Orleans got a break and retained possession when the Packers' Josh Jones was whistled for fair-catch interference.

For the Saints, Ginn had 141 yards on seven catches, while fellow receiver Michael Thomas finished with 82 yards on seven receptions.

For the Packers, their playmakers at receiver were shut down with Hundley running the offense. Tight end Marcellus Bennett was the leading receiver with 17 yards on two catches.

**OFFICIALS** — Referee: Jerome Boger (23); Umpire: Richard Hall (49); Down Judge: Ed Camp (134); Line Judge: John Carr (63); Field Judge: Eugene Hall (103); Side Judge: Walt Coleman IV (87); Back Judge: Tony Stratoro (112); Replay Official: John McGrath

### STARTING LINEUPS

New Orleans Saints			Green Bay Packers		
Offense	Defense	Special	Offense	Defense	Special
WR 13 M.Thomas	RDE 57 A.Okfor	QB 13 M.Crosby	WR 87 J.Nelson	DE 94 D.Lowry	QB 10 J.Hansen
LT 72 T.Arnstead	RDT 95 T.Davison	RB 28 J.Hawkins	LT 69 D.Barkhart	NT 96 K.Clark	RB 30 J.Williams
LG 73 A.Petal	LDT 98 S.Hanks	WR 84 J.Johnson	LG 64 J.McCray	DT 77 M.Daniels	TE 81 J.Johnson
C 60 M.Unger	LDE 94 C.Jordan	TE 84 M.Hoonan	C 63 C.Linsley	DT 97 C.Matthews	TE 81 J.Johnson
RG 67 L.Warford	WILL 52 C.Hoerston	TE 84 M.Hoonan	RB 73 J.Evans	LB 47 J.Ryan	TE 81 J.Johnson
RT 71 R.Ramczyk	SAM 53 A.Klein	TE 84 M.Hoonan	TE 75 B.Buiga	ILB 50 B.Martinez	TE 81 J.Johnson
TE 84 M.Hoonan	RCB 23 M.Antione	TE 84 M.Hoonan	TE 80 M.Bennett	ROLB 53 N.Perry	TE 81 J.Johnson
WR 19 T.Ginn	S 32 K.Vaccaro	TE 84 M.Hoonan	WR 18 R.Cobb	LCB 31 D.House	TE 81 J.Johnson
QB 9 D.Brees	S 48 V.Bell	TE 84 M.Hoonan	WR 17 D.Adams	ROB 20 K.King	TE 81 J.Johnson
RB 22 M.Ingram	S 49 W.Williams	TE 84 M.Hoonan	OT 7 B.Hundley	SS 29 C.Kirce	TE 81 J.Johnson
FB 42 Z.Lyne	LCB 20 K.Crawley	TE 84 M.Hoonan	FB 33 A.Jones	FS 21 H.Clinton-Dix	TE 81 J.Johnson

**GREEN BAY SUBSTITUTIONS** — K 2 M.Crosby, P 8 J.Vogel, WR 11 T.Davis, RB 22 A.Rapko, CB 23 D.Randall, S 25 M.Evans, S 27 J.Jones, CB 28 J.Hawkins, RB 30 J.Williams, S 35 J.Winterhead, CB 41 L.Phillips, LB 51 K.Fradell, LS 59 J.Pepper, G 62 L.Patrick, WR 81 A.Milton, TE 82 R.Rodgers, WR 83 J.Johnson, TE 84 K.Kendricks, RB 88 T.Mooney, DT 91 O.Dial, LB 98 C.Odom, DT 99 R.Jean Francois, **W** 101 **NOT PLAY** — OB 6 J.Calahan, T 74 U.John **INACTIVES** — RB 32 D.Mays, S 42 M.Burnett, LB 48 J.Thomas, LB 55 A.Brooks, G 65 L.Taylor, G 77 A.Pankey, DT 90 M.Adams.

**W.LUTZ (28) (44)** (28) (44) M.Crosby 59SH (46)

**FIELD GOALS (made / & missed)**

Team	Player	Time	Yards	Result
Green Bay Packers	W.Lutz	10:26	44	Missed
Green Bay Packers	W.Lutz	10:26	44	Missed
Green Bay Packers	W.Lutz	10:26	44	Missed

### GREEN BAY DEFENSIVE STATISTICS (official)

Team	Player	Time	Yards	Result
Green Bay Packers	W.Lutz	10:26	44	Missed
Green Bay Packers	W.Lutz	10:26	44	Missed
Green Bay Packers	W.Lutz	10:26	44	Missed

Team	Player	Time	Yards	Result
Green Bay Packers	W.Lutz	10:26	44	Missed
Green Bay Packers	W.Lutz	10:26	44	Missed
Green Bay Packers	W.Lutz	10:26	44	Missed

Team	Player	Time	Yards	Result
Green Bay Packers	W.Lutz	10:26	44	Missed
Green Bay Packers	W.Lutz	10:26	44	Missed
Green Bay Packers	W.Lutz	10:26	44	Missed

Team	Player	Time	Yards	Result
Green Bay Packers	W.Lutz	10:26	44	Missed
Green Bay Packers	W.Lutz	10:26	44	Missed
Green Bay Packers	W.Lutz	10:26	44	Missed

Team	Player	Time	Yards	Result
Green Bay Packers	W.Lutz	10:26	44	Missed
Green Bay Packers	W.Lutz	10:26	44	Missed
Green Bay Packers	W.Lutz	10:26	44	Missed

Team	Player	Time	Yards	Result
Green Bay Packers	W.Lutz	10:26	44	Missed
Green Bay Packers	W.Lutz	10:26	44	Missed
Green Bay Packers	W.Lutz	10:26	44	Missed

Team	Player	Time	Yards	Result
Green Bay Packers	W.Lutz	10:26	44	Missed
Green Bay Packers	W.Lutz	10:26	44	Missed
Green Bay Packers	W.Lutz	10:26	44	Missed

Team	Player	Time	Yards	Result
Green Bay Packers	W.Lutz	10:26	44	Missed
Green Bay Packers	W.Lutz	10:26	44	Missed
Green Bay Packers	W.Lutz	10:26	44	Missed

Team	Player	Time	Yards	Result
Green Bay Packers	W.Lutz	10:26	44	Missed
Green Bay Packers	W.Lutz	10:26	44	Missed
Green Bay Packers	W.Lutz	10:26	44	Missed

Team	Player	Time	Yards	Result
Green Bay Packers	W.Lutz	10:26	44	Missed
Green Bay Packers	W.Lutz	10:26	44	Missed
Green Bay Packers	W.Lutz	10:26	44	Missed

# DETROIT 30, GREEN BAY 17

Lambeau Field, Monday, Nov. 6, 2017. Attendance: 77,576. Time: 2:45. Weather: 35° F. Humidity: 58 percent. Wind: SW 3 mph

**GREEN BAY** — Matthew Stafford passed for 361 yards and two touchdowns to Marvin Jones, and the Lions snapped a three-game losing streak with a 30-17 win on Monday night over the Green Bay Packers. Stafford was 26 of 33, including 12 of 14 in the first half with a 25-yard touchdown pass to Jones. Aaron Rodgers added a 4-yard touchdown run for Detroit (4-4), Green Bay (4-4) finally got in the end zone on Brett Hundley's 1-yard quarterback sneak with 9:52 left.

The Lions answered with Stafford's 11-yard touchdown pass to Jones with 8:06 remaining, putting the game out of reach with a 17-point lead. Jones had seven catches for 107 yards.

Green Bay have lost three straight games. Their once-potent offense has struggled since Aaron Rodgers broke his right collarbone on Oct. 15 at Minnesota. Hundley finished 26 of 38 for 245 yards. Cornerback Darius Slay blanketed Jordy Nelson when the Packers did try to throw long while Abdullah fumbled the ball away in the third quarter, but the Packers went three-and-out on the ensuing drive. Familiar problems in the red zone popped up for the Lions when they were stopped on three plays at the Packers 1, forcing them to settle for a field goal for a 17-point lead with 12:25 left.

But without Rodgers, the Packers couldn't keep up with the accurate, rocket-armed Stafford.

The Lions were 8 of 13 on third-down conversions, with Stafford burning the Packers with clutch throws. The Packers were just 2 of 9 on third downs and failed to convert both of their fourth-down chances.

The Lions' opening score was set up by an unnecessary roughness penalty on Mike Daniels, after the defensive lineman appeared to head-butt Detroit center Travis Swanson. The flag negated an incomplete on third-and-15 that would have forced the Lions to punt from their own 25. Stafford connected with Jones for the touchdown pass the plays later.

The first scoring strike to Jones was the 20th touchdown pass in 117 career games for Stafford, the sixth quickest in NFL history to reach the milestone. Stafford, who turns 30 in February, is also fourth in NFL history for career touchdown passes before age 30 behind Dan Marino, Peyton Manning and Brett Favre.

Special teams didn't help the Packers. Working in their third long snapper of the season because of injuries, Green Bay had a 38-yard field goal blocked in the first quarter on a play that started with a low snap. Trevor Davis didn't get past the 22 on three kickoff returns in the first half.

WR Golden Tate joined Jones over the 100-yard mark with seven receptions for 113 yards. Abdullah had 21 carries for 48 yards.

The Packers' playmaking receivers did have more opportunities, though most came on short passes. Randall Cobb finished with 58 yards on five receptions, including a catch-and-run for a 46-yard gain that set up Hundley's TD run. Davante Adams had seven catches for 53 yards.

**OFFICIALS** — Referee: Clete Bakeman (34); Umpire: Ramon George (128); Down Judge: Tom Stephan (68); Line Judge: Dana McKenzie (8); Field Judge: Joe Larrew (73); Side Judge: Dyrrol Roeper (109); Replay Official: Carl Madson

### STARTING LINEUPS

Detroit Lions		Green Bay Packers	
<b>Offense</b>	<b>Defense</b>	<b>Offense</b>	<b>Defense</b>
WR 15 G. Tate	DE 69 A. Zairel	WR 87 J. Nelson	NT 76 K. Clark
LT 72 B. Minnik	DT 91 A. Robinson	LT 69 D. Bakhtiari	DT 97 M. Daniels
LG 60 G. Glasgow	DT 97 A. Sparano	LG 63 L. Taylor	LOLB 52 C. Matthews
C 64 T. Swanson	DE 94 E. Ansah	C 63 C. Lindsey	LB 50 B. Martinez
RG 76 T. Lang	OLB 59 T. Whitehead	RG 73 J. Evans	LB 42 M. Burnett
RT 71 R. Wagner	MLB 40 J. Davis	RT 75 B. Bulaga	ROLB 53 M. Perry
TE 87 D. Fells	CB 28 O. Diggs	TE 84 L. Kendrick	LCB 31 D. House
WR 11 T. Jones	CB 23 D. Slay	WR 18 R. Cobb	RCB 20 K. King
WR 13 T. Jones	CB 24 N. Lawson	WR 17 D. Adams	CB 23 D. Randall
WR 9 M. Stafford	SS 32 T. Wilson	CB 7 B. Hundley	SS 27 J. Jones
RB 21 A. Abdullah	FS 27 G. Dulin	RB 33 A. Jones	RB 21 H. Clinton-Dix

**GREEN BAY SUBSTITUTIONS** — K 2 M. Crosby, P 8 J. Vogel, WR 11 T. Davis, RB 28 J. Ripkowski, S 25 M. Evans, GB 28 J. Hawkins, RB 30 J. Williams, S 33 J. Whitehead, GB 44 L. Pipkins, LB 45 V. Bilgel, LB 47 J. Ryan, LB 51 K. Fackell, LS 54 D. Hart, G 62 L. Patrick, G 64 J. McCray, WR 81 G. Allison, TE 82 R. Rodgers, WR 83 J. Jans, RB 88 T. Montgomery, DT 90 M. Adams, DE 94 D. Lowry, LB 98 C. Odum, **DID NOT PLAY** — QB 6 J. Callahan, RB 32 D. Mays, **INACTIVES** — CB 44 D. Brown, LB 48 J. Thomas, LB 55 A. Brooks, T 74 U. John, GT 77 A. Panley, TE 80 M. Bennett, DT 91 O. Dial.

**FIELD GOALS (Made ( ) & missed)**

Player	Attempts	Made	Missed
M. Prater	55OR (44) (19) (31)	38B (35)	17

### GREEN BAY DEFENSIVE STATISTICS (official)

Player	ATT	INT	SK	QBH	FF	FR	INT	PD
B. Martinez	8	4	0	12	0	0	1	0
D. House	8	0	2	8	0	0	0	0
J. Jones	8	0	1	8	0	0	0	0
M. Burnett	5	0	2	5	0	0	0	0
K. Clark	2	3	0	5	0	0	0	0
M. Daniels	2	3	0	5	0	1	0	0
D. Randall	4	0	2	4	0	0	0	1
H. Clinton-Dix	3	1	0	4	0	0	0	0
K. King	3	1	0	4	0	0	0	0
C. Matthews	1	3	0	4	0	0	0	0
<b>Totals</b>	<b>59</b>	<b>19</b>	<b>11</b>	<b>78</b>	<b>1-8</b>	<b>4</b>	<b>2</b>	<b>1</b>

Detroit Lions		Green Bay Packers	
<b>RUSHING</b>	<b>ATT</b>	<b>YDS</b>	<b>AVG</b>
A. Abdullah	21	48	2.3
T. Montgomery	5	11	2.2
J. Agnew	1	4	4.0
D. Washington	5	1	0.2
M. Stafford	1	0	0.0
<b>Total</b>	<b>33</b>	<b>64</b>	<b>1.9</b>

ATT		CMP		YDS		SKYD		TD	
M. Stafford	33	26	361	1/8	2	63	0	132.4	1
<b>Total</b>	<b>33</b>	<b>26</b>	<b>361</b>	<b>1/8</b>	<b>2</b>	<b>63</b>	<b>0</b>	<b>132.4</b>	<b>1</b>

NO		YDS		AVG		NET		TB		IN20		LG	
PUNTING	0	0	0	0	0	0	0	0	0	0	0	0	0
<b>Total</b>	<b>0</b>	<b>0</b>	<b>0</b>	<b>0</b>	<b>0</b>	<b>0</b>	<b>0</b>	<b>0</b>	<b>0</b>	<b>0</b>	<b>0</b>	<b>0</b>	<b>0</b>

NO		YDS		AVG		FC		LG		TD	
PUNT RETURNS	2	9	4.5	1	1	9	0	0	0	0	0
<b>Total</b>	<b>2</b>	<b>9</b>	<b>4.5</b>	<b>1</b>	<b>1</b>	<b>9</b>	<b>0</b>	<b>0</b>	<b>0</b>	<b>0</b>	<b>0</b>

NO		YDS		AVG		FC		LG		TD	
KICK RETURNS	1	12	12.0	0	0	12	0	0	0	0	0
<b>Total</b>	<b>1</b>	<b>12</b>	<b>12.0</b>	<b>0</b>	<b>0</b>	<b>12</b>	<b>0</b>	<b>0</b>	<b>0</b>	<b>0</b>	<b>0</b>

Fum		Lost		Rec		Yds		TD		FF		Rec		Opp		Out	
FUMBLES	2	1	0	0	0	0	0	0	0	0	0	0	0	0	0	0	0
<b>Total</b>	<b>2</b>	<b>1</b>	<b>0</b>	<b>0</b>	<b>0</b>	<b>0</b>	<b>0</b>	<b>0</b>	<b>0</b>	<b>0</b>	<b>0</b>	<b>0</b>	<b>0</b>	<b>0</b>	<b>0</b>	<b>0</b>	<b>0</b>

TOTAL FIRST DOWNS		Visitor		Home	
TOTAL FIRST DOWNS	24	21	21	24	21
By Rushing	19	14	13	19	7
By Passing	4	7	8	4	13
By Penalty	1	1	1	1	1
THIRD-DOWN EFFICIENCY	8-13-62%	2-9-22%	1	1	1
FOURTH-DOWN EFFICIENCY	0-0-0%	0-2-0%	0	0	0
TOTAL NET YARDS	417	311	311	417	311
Total Offensive Plays	67	58	58	67	58
Average gain per offensive play	6.2	5.4	5.4	6.2	5.4
NET YARDS RUSHING	64	78	78	64	78
Total Rushing Plays	19	17	17	19	17
Average gain per rushing play	3.3	4.6	4.6	3.3	4.6
Tackles for a loss-number and yards	6-16	0-0	0-0	6-16	0-0
NET YARDS PASSING	353	233	233	353	233
Times thrown - Yards lost att. to pass	3-12	3-12	3-12	3-12	3-12
Gross yards passing	361	361	361	361	361
PASS ATT-COMP-INT	33-26-0	38-26-0	38-26-0	33-26-0	38-26-0
Average gain per pass play	10.4	5.7	5.7	10.4	5.7
KICKOFFS Number-in EZ-Touchbacks	7-2-0	2-1-1	2-1-1	7-2-0	2-1-1
PUNTS Number and Average	0-0-0	3-42.7	3-42.7	0-0-0	3-42.7
Had Blocked	0	0	0	0	0

FGs - PATs had blocked		Visitor		Home	
FGs - PATs had blocked	0-0	0-0	0-0	0-0	0-0
Net Punting Average	0.0	39.7	39.7	0.0	39.7
TOTAL RETURN YARDS (not inc. kickoffs)	0	0	0	0	0
No. and Yards Punt Returns	2-9	0-0	0-0	2-9	0-0
No. and Yards Kickoff Returns	1-12	7-140	7-140	1-12	7-140
No. and Yards Interception Returns	0-0	0-0	0-0	0-0	0-0
PEALTIES Number and Yards	2-19	2-19	2-19	2-19	2-19
FUMBLES Number and Lost	2-1	2-1	2-1	2-1	2-1
TOUCHDOWNS	2	2	2	2	2
Rushing	1	1	1	1	1
Passing	2	2	2	2	2
EXTRA POINTS Made-Attempts	3-3	2-2	2-2	3-3	2-2
Kicking Made-Attempts	3-3	2-2	2-2	3-3	2-2
FIELD GOALS Made-Attempts	3-4	1-2	1-2	3-4	1-2
RED-ZONE EFFICIENCY	2-4-50%	2-3-67%	2-3-67%	2-4-50%	2-3-67%
GOAL-TO-GO EFFICIENCY	0-2-0%	2-2-100%	2-2-100%	0-2-0%	2-2-100%
SAFETIES	0	0	0	0	0
FINAL SCORE	30	17	17	30	17
TIME OF POSSESSION	36:55	23:05	23:05	36:55	23:05











# 2017 UPDATED BIOGRAPHIES

THROUGH WEEK 12

## **17 Davante Adams, WR, 4th Year, Fresno State**

- Posted career highs for receptions (75), receiving yards (997) and receiving TDs (12) last season, finishing tied for No. 2 in the NFL in TD catches behind teammate Jordy Nelson (14).
- Registered at least one TD catch in nine games last season, tied for No. 2 in the league behind Nelson (11), and recorded a career-high four 100-yard receiving games and a career-best 10 catches of 25-plus yards.
- Had 13 catches in Week 7 vs. Chicago and 12 receptions in Week 8 at Atlanta last season, becoming the first player in team history to register 12-plus catches in back-to-back games.
- Posted 163 receptions from 2014-16, the fourth most in franchise history by a player in his first three NFL seasons behind WRs Sterling Sharpe (212), Greg Jennings (178) and James Lofton (171).

**2017 SEASON:** Has started all 11 games and leads the team with 55 catches for a team-high 702 receiving yards (12.8 avg.) and seven TDs... Is tied for No. 5 in the league in TD catches and tied for No. 4 in the NFL in red-zone TD catches with five...Has posted seven-plus receptions four times this season, a team high and a career best...Joins Steelers WR Antonio Brown as the only players in the league with 55-plus catches and seven-plus receiving TDs both of the last two seasons.

►**Vs. Seattle (Sept. 10):** Started and played 67 snaps, finishing with three receptions for 47 yards (15.7 avg.), with all three of his receptions picking up first downs...Late in the second quarter, came across the field to make a 21-yard reception near the sideline in front of S Kam Chancellor at the Seattle 46 to convert a third-and-17.

►**At Atlanta (Sept. 17):** Started and played 71 of 76 snaps, pacing the team with eight catches for a team-high 99 yards (12.4 avg.) and a TD... Five of his eight receptions went for first downs...Early in the fourth quarter, beat CB Robert Alford down the left sideline for a 33-yard TD grab on fourth-and-7, clipping the pylon with his left foot as he kept both feet in bounds for the score...Later in the quarter, beat CB C.J. Goodwin on a slant for a 17-yard pickup to the Atlanta 1, setting up Rodgers' 1-yard TD pass to RB Ty Montgomery on the next play.

►**Vs. Cincinnati (Sept. 24):** Started and played 67 of 70 snaps, finishing with three receptions for 60 yards (20.0 avg.)...Early in the second quarter, got past CB William Jackson to make a catch near the sideline on a flea-flicker, eluding a tackle attempt by Jackson as he took it down the field for a 41-yard gain to the Cincinnati 34.

►**Vs. Chicago (Sept. 28):** Started and played 40 snaps, catching two passes for 13 yards (6.5 avg.) and a TD before sustaining a concussion on a third-quarter reception when he took a helmet-to-helmet hit from LB Danny Trevathan, one that resulted in a one-game suspension for Trevathan...On the opening drive of the game, caught a quick pass from Rodgers and barreled through a tackle attempt by DB Marcus Cooper Sr. near the goal line for a 5-yard TD.

►**At Dallas (Oct. 8):** Started and played 56 of 60 snaps, leading the team with seven receptions for 66 yards (9.4 avg.) and two TDs...Matched his career high with the two TD catches, his fourth game with two receiving TDs since 2016...Five of his seven catches on the afternoon picked up first downs...On Green Bay's opening drive, beat CB Anthony Brown with an inside fake before taking him up top to make a 10-yard TD grab in the corner of the end zone...On the final drive of the game, got the series started with a 14-yard back-shoulder catch against CB Jourdan Lewis near the sideline to the Green Bay 39...Capped the drive off with a game-winning 12-yard TD grab over Lewis on a back-shoulder throw from Rodgers with 11 seconds remaining.

►**At Minnesota (Oct. 15):** Started and played 65 of 66 snaps, posting five receptions for 54 yards (10.8 avg.) and a TD...It marked the first time in his career that he had caught a TD pass in three straight games...Early in the second quarter, made an inside move on LB Eric Kendricks and then found an opening behind LB Anthony Barr, getting open at the Minnesota 5 as QB Brett Hundley stepped up in the pocket to find him for the 14-yard TD, the first TD pass of Hundley's career.

►**Vs. New Orleans (Oct. 22):** Started and appeared on 48 of 55 plays, finishing with two catches for 12 yards (6.0 avg.).

►**Vs. Detroit (Nov. 6):** Started and played 56 of 59 snaps, leading the

team with seven receptions for 53 yards (7.6 avg.).

►**At Chicago (Nov. 12):** Started and played 54 of 66 snaps, pacing the team with 90 receiving yards on five receptions (18.0 avg.)...With Green Bay holding a 16-13 lead midway through the fourth quarter, made a back-shoulder catch in the front of the end zone near the pylon for a 19-yard TD with CB Kyle Fuller covering him...After Chicago kicked a field goal to make it a one-score game, beat Fuller deep down the sideline to make a one-handed catch on a third-and-10 at the Chicago 23 for a 42-yard gain with just over two minutes remaining.

►**Vs. Baltimore (Nov. 19):** Started and appeared on 64 of 67 snaps, leading the team with a season-high 126 yards on eight receptions (15.8 avg.)...Six of his receptions went for first downs, the second-best single-game total of his career behind only eight first downs vs. Chicago in Week 7 last season...On Green Bay's third play from scrimmage, beat CB Brandon Carr down the right sideline and made a leaping catch at the Baltimore 10 for a 33-yard gain...Midway through the fourth quarter, made an outside move to free himself from CB Jimmy Smith and make a 25-yard grab near the sideline...It marked his fourth game on the season with seven-plus receptions, a career high.

►**At Pittsburgh (Nov. 26):** Started and played 48 of 55 snaps, leading the team with five receptions for 82 yards (16.4 avg.) and a TD...On the opening drive of the second half, ran a stutter-and-go route to beat CB Coty Sensabaugh down the sideline before eluding a tackle attempt in the middle of the field from S Mike Mitchell on his way to the end zone for a 55-yard TD...With the Packers trailing 28-21 late in the fourth quarter, made an 8-yard grab to the Pittsburgh 4 on fourth-and-6 that set up RB Jamaal Williams' 4-yard TD run on the next play to tie the game.

## **90 Montravius Adams, DT, Rookie, Auburn**

• Earned first-team All-Southeastern Conference honors from *The Associated Press* as a senior in 2016 after recording 44 tackles (26 solo), 8½ tackles for a loss, 4½ sacks, a forced fumble, two fumble recoveries (one for a TD) and an interception.

• Was named second-team All-America by *AP*, the American Football Coaches Association and CBS Sports in 2016. Also was a semifinalist for the Rotary Lombardi Award.

• Earned third-team All-SEC honors from *AP* as a junior in 2015 after posting 44 tackles (16 solo), three tackles for a loss, two sacks and two forced fumbles.

**2017 SEASON:** Has played in four games, seeing limited action on defense, and has posted three tackles (all assisted) and a QB hit.

►**Vs. Seattle (Sept. 10):** Inactive (foot).

►**At Atlanta (Sept. 17):** Inactive (foot).

►**Vs. Cincinnati (Sept. 24):** Made his NFL debut, appearing on four plays on defense.

►**Vs. Chicago (Sept. 28):** Inactive (healthy scratch).

►**At Dallas (Oct. 8):** Inactive (healthy scratch).

►**At Minnesota (Oct. 15):** Inactive (healthy scratch).

►**Vs. New Orleans (Oct. 22):** Inactive (healthy scratch).

►**Vs. Detroit (Nov. 6):** Played 18 snaps on defense and seven on special teams.

►**At Chicago (Nov. 12):** Appeared on seven defensive plays and 10 on special teams...Registered two tackles (both assisted) and a QB hit.

►**Vs. Baltimore (Nov. 19):** Inactive (healthy scratch).

►**At Pittsburgh (Nov. 26):** Played 15 snaps on defense and four on special teams and registered an assisted tackle on defense.

## **81 Geronimo Allison, WR, 2nd Year, Illinois**

• Played in 10 games with two starts as a rookie in 2016, posting 12 catches for 202 yards (16.8 avg.) and two TDs.

• Started as the third WR in Weeks 16-17 last season and registered eight receptions for 157 yards (19.6 avg.) and a TD in those two games, with all eight of his catches going for first downs.

• Of his 23 career receptions, 19 have picked up first downs (82.6 percent).

**2017 SEASON:** Has played in 10 games, seeing time on offense and special teams, and has 11 receptions for 167 yards (15.2 avg.).

- ▶**Vs. Seattle (Sept. 10):** Was on reserve/suspended.
- ▶**At Atlanta (Sept. 17):** Saw significant time in his season debut, appearing on 61 of 76 plays and posting three catches for 24 yards (8.0 avg.)...All three of his receptions went for first downs, giving him 11 consecutive catches resulting in first downs dating back to last season.
- ▶**Vs. Cincinnati (Sept. 24):** Led the team with a career-high 122 receiving yards on six catches (20.3 avg.), highlighted by his career-long 72-yard grab in overtime that set up K Mason Crosby's game-winning 27-yard FG...On Green Bay's opening drive of OT, got past CB Adam Jones down the sideline on third down, making the catch from QB Aaron Rodgers near the Cincinnati 45 and then making S George Iloka miss on a tackle attempt as he zig-zagged down the sideline to elude Jones for a 72-yard gain to the Cincinnati 7.
- ▶**Vs. Chicago (Sept. 28):** Played 16 snaps, but did not have any receptions.
- ▶**At Dallas (Oct. 8):** Appeared on 13 plays on offense and seven on special teams.
- ▶**At Minnesota (Oct. 15):** Played seven snaps on offense and 11 on special teams...Registered a 7-yard reception.
- ▶**Vs. New Orleans (Oct. 22):** Appeared on five plays on offense and eight on special teams...Made a 14-yard reception over the middle late in the first half to convert a third-and-4.
- ▶**Vs. Detroit (Nov. 6):** Played 17 snaps on offense and nine on special teams.
- ▶**At Chicago (Nov. 12):** Appeared on 12 plays on offense and 15 on special teams.
- ▶**Vs. Baltimore (Nov. 19):** Played eight snaps on offense and 13 on special teams.
- ▶**At Pittsburgh (Nov. 26):** Appeared on eight plays on offense and 10 on special teams.

#### **69 David Bakhtiari, T, 5th Year, Colorado**

- Was selected to his first career Pro Bowl in 2016, having initially been named a first alternate before being selected as an injury replacement for Eagles T Jason Peters.
- Earned second-team All-Pro honors from *The Associated Press* last season, the first Green Bay tackle to receive All-Pro recognition from AP since Forrest Gregg (first-team selection) in 1967.
- Started all 62 games he played in at left tackle for the Packers in his first four seasons in the league, the most on Green Bay's offensive line over that span (2013-16).
- In 2013, became the first rookie to start every game at LT for Green Bay since the league went to a 16-game schedule in 1978.
- 2017 SEASON:** Has started at LT in all seven games he has appeared in this season...Has helped the offense rank No. 2 in red-zone scoring (67.7 percent), tied for No. 7 in rushing TDs (10) and tied for No. 9 in 10-play drives (20).
- ▶**Vs. Seattle (Sept. 10):** Started at LT and played all 82 snaps, helping the offense rack up 26 first downs, the top mark by the Packers in a season opener since 2002 (29 vs. Atlanta), and a 39:13 time of possession, the best mark by Green Bay since Week 7 last season vs. Chicago (39:36)... Helped protect QB Aaron Rodgers as he threw for 311 yards and a TD on 28-of-42 passing.
- ▶**At Atlanta (Sept. 17):** Inactive due to a hamstring injury he sustained in the fourth quarter vs. Seattle in Week 1.
- ▶**Vs. Cincinnati (Sept. 24):** Inactive (hamstring).
- ▶**Vs. Chicago (Sept. 28):** Inactive (hamstring).
- ▶**At Dallas (Oct. 8):** Inactive (hamstring).
- ▶**At Minnesota (Oct. 15):** Returned to the starting lineup, playing 34 snaps at LT before departing the game (hamstring).
- ▶**Vs. New Orleans (Oct. 22):** Started at LT and played all 55 snaps, helping the offense register a season-high 181 rushing yards and a season-best two rushing TDs on 24 carries (7.5 avg.), highlighted by RB Aaron Jones' season-best 131 yards and a TD on 17 attempts (7.7 avg.).
- ▶**Vs. Detroit (Nov. 6):** Started at LT and played all 59 snaps, helping to protect QB Brett Hundley as he completed 26 of 38 passes for 245 yards.
- ▶**At Chicago (Nov. 12):** Started at LT and played all 66 snaps, helping the offense rush for 160 yards on 37 carries (4.3 avg.), the most rushing

- yards allowed by the Bears on the season...Blocked for Hundley as he completed 18 of 25 passes for 212 yards and a TD for a 110.8 passer rating.
- ▶**Vs. Baltimore (Nov. 19):** Started at LT and played all 67 snaps.
- ▶**At Pittsburgh (Nov. 26):** Started at LT and played all 55 snaps, helping to protect Hundley as he posted a career-high 134.3 passer rating by connecting on 17 of 26 passes for 245 yards and three TDs with no INTs.

#### **45 Vince Biegel, LB, Rookie, Wisconsin**

- Matched a school record by playing in 54 games (40 starts) at Wisconsin, finishing No. 7 in school history with 21.5 career sacks and No. 10 with 39.5 tackles for a loss.
- Earned All-Big Ten honors from the coaches, media or both in each of his final three seasons.
- Was a part of the winningest senior class in school history, one that posted a 41-13 mark (.759), including a 26-7 record (.788) in Big Ten play and three consecutive bowl victories.
- 2017 SEASON:** Has played in four games, recording eight tackles (four solo), including a tackle for a loss, a QB pressure and a QB hit on defense and three tackles on special teams...Was activated from reserve/physically unable to perform (foot) on Nov. 3.
- ▶**Vs. Detroit (Nov. 6):** Appeared on 19 plays on defense and 11 on special teams in his NFL debut...Posted three tackles (one solo) on defense and added a tackle on special teams.
- ▶**At Chicago (Nov. 12):** Played six snaps on defense and 13 on special teams...Recorded a career-high two tackles on special teams.
- ▶**Vs. Baltimore (Nov. 19):** Appeared on 16 plays on defense and 11 on special teams...Posted a pair of solo tackles, including stop of RB Alex Collins for a 2-yard loss on a run near the sideline late in the fourth quarter.
- ▶**At Pittsburgh (Nov. 26):** Played 22 snaps on defense and 12 on special teams...Recorded a solo tackle, a QB pressure and a QB hit.

#### **29 Kentrell Brice, S, 2nd Year, Louisiana Tech**

- Was one of five rookie free agents to make Green Bay's Week 1 roster and joined S Marwin Evans as the only rookie free agents to play in all 16 regular-season games and three postseason contests for the Packers in 2016.
- Appeared in all 16 games with one start in 2016, recording 15 tackles (all solo), a pass defensed and a fumble recovery.
- Ranked No. 4 on the team with eight special teams tackles during the regular season and No. 3 on the team with three tackles on special teams in the playoffs.
- 2017 SEASON:** Played in six games with three starts and registered 24 tackles (21 solo), an interception, four passes defensed and two QB pressures...Also posted two tackles on special teams...Was placed on injured reserve on Nov. 3.
- ▶**Vs. Seattle (Sept. 10):** Appeared on 47 of 49 plays on defense, posting two tackles (both solo), a pass defensed and a QB pressure...Helped limit QB Russell Wilson to a 69.7 passer rating as he completed just 14 of 27 passes for 158 yards with no TDs...Also played 15 snaps on special teams and posted a tackle.
- ▶**At Atlanta (Sept. 17):** Started at SS with S Morgan Burnett opening the game at ILB, but was limited to just 21 snaps after sustaining a groin injury in the second quarter...Posted four tackles (all solo).
- ▶**Vs. Cincinnati (Sept. 24):** Inactive (groin).
- ▶**Vs. Chicago (Sept. 28):** Appeared on 45 defensive plays and registered four tackles (three solo) and his first career interception...Late in the third quarter, picked off a QB Mike Glennon pass that sailed over the head of WR Deonte Thompson, making the INT at the Green Bay 47 and returning it 11 yards.
- ▶**At Dallas (Oct. 8):** Played 28 snaps on defense and posted two tackles (both solo) and a pass defensed...Early in the fourth quarter, ran down the seam with TE Jason Witten and got his right hand in to break up a pass from QB Dak Prescott on third-and-8, forcing Dallas to settle for a field goal...Also posted a tackle on special teams, bringing down WR Ryan Switzer at the Green Bay 31 on a fourth-quarter kickoff return.
- ▶**At Minnesota (Oct. 15):** Started at SS in place of an injured Burnett (hamstring), appearing on 75 of 77 plays and recording four tackles (three solo), a QB pressure and a pass defensed...Broke up a QB Case Keenum

pass near the sideline that was intended for TE Kyle Rudolph in the first quarter.

►**Vs. New Orleans (Oct. 22):** Started at SS for the second straight game in place of an injured Burnett, appearing on 73 of 76 plays... Registered a career-high eight tackles (seven solo).

#### **55 Ahmad Brooks, LB, 11th Year, Virginia**

• Was one of only five players in the NFL to register five-plus sacks each of the last eight seasons (2009-16). Was selected to the Pro Bowl in 2013 and was twice named second-team All-Pro by *The Associated Press* (2012-13).

• Registered 51.5 sacks as a member of the 49ers (2008-16), the second most by a linebacker in franchise history behind only Charles Haley (66.5).

• Played in 133 regular-season games with 99 starts from 2006-16, registering 493 tackles (345 solo), 53.5 sacks, 12 forced fumbles, three fumble recoveries, 30 passes defensed and three interceptions, one of which he returned for a touchdown.

• Originally entered the NFL with Cincinnati after being selected in the third round of the 2006 NFL Supplemental Draft by the Bengals.

**2017 SEASON:** Has played in seven games with two starts and has registered nine tackles (seven solo), 1.5 sacks, three tackles for a loss, two passes defensed, six QB pressures and three QB hits.

►**Vs. Seattle (Sept. 10):** Appeared on six snaps on defense and one on special teams before sustaining a concussion in the second quarter that would sideline him for the remainder of the game.

►**At Atlanta (Sept. 17):** Inactive (concussion).

►**Vs. Cincinnati (Sept. 24):** Started at LOLB with LB Nick Perry sidelined (hand)...Midway through the third quarter, blew by T Jake Fisher to bring down QB Andy Dalton for a 7-yard loss on third down, his first sack in a Green Bay uniform...Early in the fourth quarter, chased down Dalton and forced an intentional-grounding penalty on third down...Finished with two tackles (both solo), two QB pressures and two QB hits.

►**Vs. Chicago (Sept. 28):** Started at ROLB and played 37 snaps, finishing with a solo tackle and two QB pressures...Midway through the first quarter, shed a block from TE Adam Shaheen to wrap up RB Jordan Howard for a 4-yard loss on a run to the left.

►**At Dallas (Oct. 8):** Appeared on 23 plays on defense and posted two tackles (one solo), two QB pressures and a QB hit.

►**At Minnesota (Oct. 15):** Inactive (back).

►**Vs. New Orleans (Oct. 22):** Inactive (back).

►**Vs. Detroit (Nov. 6):** Inactive (back).

►**At Chicago (Nov. 12):** Returned to action after missing three games, appearing on 27 plays on defense and recording a pass defensed...Got a piece of QB Mitchell Trubisky's pass intended for WR Kendall Wright with less than a minute remaining in the game.

►**Vs. Baltimore (Nov. 19):** Played 26 snaps and registered three tackles (two solo), including two tackles for a loss...Early in the third quarter, came across the field to drill RB Alex Collins for a 3-yard loss on a run to the right side... Late in the third quarter, drove back LT James Hurst to get to QB Joe Flacco for a shared 6-yard sack with DE Dean Lowry.

►**At Pittsburgh (Nov. 26):** Appeared on 48 plays and recorded a solo tackle and a pass defensed...Midway through the third quarter, deflected a QB Ben Roethlisberger pass at the line with his left hand, a tip that went into the arms of a sliding LB Blake Martinez at the Pittsburgh 48.

#### **44 Donatello Brown, CB, Rookie, Valdosta State**

• Was originally signed by the Packers as an undrafted free agent on May 5.  
• Earned first-team All-Gulf South Conference recognition as a senior in 2016 after recording a career-best two interceptions and six passes defensed.

**2017 SEASON:** Dressed, but did not play in one contest and has been inactive for three games...Was signed by Green Bay to the active roster from the practice squad on Nov. 3...Spent the first eight weeks of the season on Green Bay's practice squad.

►**Vs. Detroit (Nov. 6):** Inactive (healthy scratch).

►**At Chicago (Nov. 12):** Inactive (healthy scratch).

►**Vs. Baltimore (Nov. 19):** Was on the 46-man gameday roster, but did not see any action.

►**At Pittsburgh (Nov. 26):** Inactive (healthy scratch).

#### **75 Bryan Bulaga, T, 8th Year, Iowa**

• Started a career-high 16 games at RT last season and helped the offense rank in the top 10 in the NFL in several categories, including points per game (No. 4, 27.0), yards per game (No. 8, 368.8) and first downs (No. 7, 349).

• Opened all 12 games he appeared in at RT in 2015, blocking for RBs Eddie Lacy (758) and James Starks (601), the first Green Bay duo since 1985 to both rush for 600-plus yards in the same season.

• Started 15 contests in 2014, helping the offense rank No. 1 in the league in scoring (30.4 ppg) and No. 9 in the NFL in sacks allowed with 30, the fewest given up by Green Bay in a season since '07.

• Opened the final 12 games of 2010 and the entire postseason at RT after taking over for injured veteran Mark Tauscher (shoulder), the most regular-season starts by a Packers rookie tackle since Tauscher's 14 in 2000, and was named to the *Pro Football Weekly*/PFWA All-Rookie team.

**2017 SEASON:** Started at RT in all five games he appeared in this season...Was placed on injured reserve (knee) on Nov. 18.

►**Vs. Seattle (Sept. 10):** Inactive (ankle).

►**At Atlanta (Sept. 17):** Inactive (ankle).

►**Vs. Cincinnati (Sept. 24):** Started and played 47 snaps before reinjuring his ankle and leaving the game in the fourth quarter...Protected QB Aaron Rodgers as he posted his franchise-record fifth consecutive 300-yard passing game with 313 yards and three TDs with one INT on 28-of-42 passing for a 102.6 passer rating.

►**Vs. Chicago (Sept. 28):** Inactive (ankle).

►**At Dallas (Oct. 8):** Returned to the starting lineup and played all 60 snaps...Helped the offense rack up a season-high 160 rushing yards on 25 carries (6.4 avg.), highlighted by a 125-yard effort from rookie RB Aaron Jones on 19 attempts (6.6 avg.)...It marked just the second time in the past 14 seasons (Week 15 at Chicago in 2016) that the Packers rushed for 160-plus yards on 25 or fewer carries...Also helped protect Rodgers as he threw three TD passes, his third straight game with three-plus TD passes.

►**At Minnesota (Oct. 15):** Started and played 28 snaps, but was sidelined in the second half due to a concussion.

►**Vs. New Orleans (Oct. 22):** Started at RT and played all 55 snaps, helping the offense register a season-high 181 rushing yards and a season-best two rushing TDs on 24 carries (7.5 avg.), highlighted by Jones' season-best 131 yards and a TD on 17 attempts (7.7 avg.).

►**Vs. Detroit (Nov. 6):** Started at RT and played 42 snaps before leaving the game early in the fourth quarter due to a knee injury...Helped to protect QB Brett Hundley as he completed 26 of 38 passes for 245 yards.

►**At Chicago (Nov. 12):** Inactive (knee).

#### **42 Morgan Burnett, S, 8th Year, Georgia Tech**

• Has started 104 games (including playoffs) since the start of 2011.

• Has recorded 90-plus tackles in five of the past six seasons, falling short of that mark in 2015 when he missed five games due to a calf injury.

• Set a career high with three sacks in 2016 (No. 2 in the NFL among safeties, Giants S Landon Collins, four). Ranks No. 3 among Green Bay safeties (since 1982) in career sacks (7.5), according to STATS, trailing LeRoy Butler (20.5) and Mark Murphy (11.0).

• Recorded his fourth straight 100-tackle season in 2014 with a team-high 125 tackles (99 solo). Was the only Packer to surpass 100 tackles each season from 2011-14.

**2017 SEASON:** Has started all seven games he has appeared in, opening four at SS, two at inside LB and one at slot corner, and has posted 41 tackles (35 solo), four tackles for a loss, a forced fumble and five passes defensed.

►**Vs. Seattle (Sept. 10):** Started at SS and played all 49 snaps, seeing significant time at ILB, and recorded five tackles (three solo) and three passes defensed, matching his career high (four previous times)...With the Packers leading, 17-6, in the fourth quarter, got his right hand in to deflect QB Russell Wilson's pass over the middle intended for TE Jimmy Graham on third down, forcing Seattle to settle for a FG...Helped limit Wilson to a 69.7 passer rating as he completed just 14 of 27 passes for 158 yards with no TDs.

► **At Atlanta (Sept. 17):** Started at ILB with the defense opening in its "Nitro" package, and was one of two players (S Ha Ha Clinton-Dix) to play all 58 snaps...Registered four tackles (all solo) and a pass defended...Late in the first half, got his right hand in to break up a QB Matt Ryan pass intended for WR Julio Jones near the marker on third-and-9, forcing the Falcons to punt.

► **Vs. Cincinnati (Sept. 24):** Started as the slot CB and played all 61 snaps, finishing with three tackles (two solo), including a tackle for a loss... On a third-and-1 late in the fourth quarter with the Bengals leading, 21-17, tackled QB Andy Dalton for a 1-yard loss after RB Joe Mixon slipped in the backfield, forcing the Bengals to settle for a FG and keep the Packers within one score.

► **Vs. Chicago (Sept. 28):** Started at SS and was the lone defensive player to appear on all 65 snaps...Led the team with 10 tackles (nine solo) and added a QB hit...Late in the second quarter, came up to bring down RB Jordan Howard for a 2-yard loss on a run to the left.

► **At Dallas (Oct. 8):** Started at SS and played 47 of 74 snaps, leaving the game early in the fourth quarter due to a hamstring injury...Registered six tackles (five solo) and pass defended before exiting the game.

► **At Minnesota (Oct. 15):** Inactive (hamstring).

► **Vs. New Orleans (Oct. 22):** Inactive (hamstring).

► **Vs. Detroit (Nov. 6):** Started at ILB and appeared on 43 plays before leaving the game midway through the third quarter due to a groin injury... Registered five tackles (all solo), including two tackles for a loss...On Detroit's second play from scrimmage, came up to bring down RB Theo Riddick for a 2-yard loss on a swing pass...Early in the second quarter, stopped Riddick again for a 2-yard loss on a screen pass.

► **At Chicago (Nov. 12):** Inactive (groin).

► **Vs. Baltimore (Nov. 19):** Inactive (groin).

► **At Pittsburgh (Nov. 26):** Started at SS and played all 74 snaps, finishing with eight tackles (seven solo), a tackle for a loss and a forced fumble...Early in the fourth quarter, forced a fumble by RB Le'Veon Bell at the Green Bay 35, one that was recovered by LB Blake Martinez at the Green Bay 34...Later in the fourth quarter, tackled Bell for a 2-yard loss on a swing pass.

## **6 Joe Callahan, QB, 2nd Year, Wesley**

• Was inactive as the third QB for five games (Weeks 1-3, 5, 16-17) and all three playoff contests for the Packers as a rookie last season.

• Spent time on the active rosters of the New Orleans Saints and Cleveland Browns last season.

• Originally signed by Green Bay as an undrafted free agent on May 6, 2016.

**2017 SEASON:** Has served as the No. 2 QB for five games this season... Was signed to the active roster from the practice squad on Oct. 16...Spent the first six games on Green Bay's practice squad.

► **Vs. New Orleans (Oct. 22) – At Pittsburgh (Nov. 26):** Was the No. 2 QB, but did not see any action.

## **97 Kenny Clark, DT, 2nd Year, UCLA**

• Played in all 16 games with two starts as a rookie in 2016 and registered 33 tackles (14 solo), two tackles for a loss, four QB pressures, three QB hits, two fumble recoveries and two passes defended.

• Became the youngest player to appear in a season opener for the Packers since Arnie Herber (20 years old) in 1930.

• Appeared in all three postseason contests and recorded nine tackles (five solo), including a tackle for a loss, a team-high five QB pressures and a QB hit.

**2017 SEASON:** Has started all 10 games he has appeared in and has posted 49 tackles (21 solo), three tackles for a loss, a forced fumble, seven QB hits, eight QB pressures and a pass defended...Leads the defensive line in tackles.

► **Vs. Seattle (Sept. 10):** Started and played 37 snaps, recording four tackles (one solo), a QB hit and a pass defended...On Seattle's second series, got his left hand up to bat down a QB Russell Wilson pass on third down to force a three-and-out.

► **At Atlanta (Sept. 17):** Started and played 47 of 58 snaps, finishing with three tackles (two solo) and a QB pressure.

► **Vs. Cincinnati (Sept. 24):** Started and appeared on 43 of 61 snaps,

finishing with six tackles (three solo), including two tackles for a loss... Early in the third quarter, fought off a block from T Cedric Ogbuehi to bring down RB Joe Mixon for a 1-yard loss on a run.

► **Vs. Chicago (Sept. 28):** Started and played 46 of 65 snaps, recording three tackles (one solo) a QB pressure and a QB hit.

► **At Dallas (Oct. 8):** Started and appeared on 51 plays, finishing with four tackles (two solo).

► **At Minnesota (Oct. 15):** Started and played 55 snaps, registering a career-high 10 tackles (five solo), a tackle for a loss, a forced fumble, a QB pressure and a QB hit...Early in the second quarter, fought off a double-team from C Pat Elfein and G Jeremiah Sirles as he went low to punch the ball out from RB Jerick McKinnon, the first forced fumble of his career... The fumble was scooped up by LB Clay Matthews at the Green Bay 19 and returned down the sideline 63 yards to the Minnesota 18, helping to set up a TD pass from QB Brett Hundley to WR Davante Adams three plays later... Early in the third quarter, blew by Sirles to get into the backfield and tackle RB Latavius Murray for a 1-yard loss.

► **Vs. New Orleans (Oct. 22):** Started and played a season-high 65 snaps, posting eight tackles (two solo), two QB pressures and two QB hits...Blocked a K Wil Lutz extra point early in the third quarter, the first blocked extra point by the Packers since Sept. 22, 2013 at Cincinnati (DE Datone Jones).

► **Vs. Detroit (Nov. 6):** Started and appeared on 51 plays, finishing with five tackles (two solo)...Helped limit the Lions to just 64 rushing yards on 33 carries (1.9 avg.), just the fourth time since the 1970 AFL-NFL merger that the Packers allowed 65 or fewer rushing yards on 30-plus attempts by an opponent.

► **At Chicago (Nov. 12):** Started and played 37 snaps, recording three tackles (one solo), a QB hit and a QB pressure...Helped limit the Bears to just 55 rushing yards on 17 attempts (3.2 avg.).

► **Vs. Baltimore (Nov. 19):** Started and played 37 snaps, posting three tackles (two solo), two QB pressures and a QB hit...Sustained an ankle injury early in the fourth quarter and did not return...Part of a run defense that limited Baltimore to just 58 yards rushing on 26 carries (2.2 avg.).

► **At Pittsburgh (Nov. 26):** Inactive (ankle), his first game missed due to injury in his career.

## **21 Ha Ha Clinton-Dix, S, 4th Year, Alabama**

• Was named to his first career Pro Bowl and earned second-team All-Pro recognition from *The Associated Press* and All-NFC honors from the PFWA in 2016 after leading the team with a career-high five interceptions (tied for No. 5 in the NFL and No. 2 among safeties).

• Has played in all 59 games since entering the NFL in 2014.

• Set a career high with a team-leading 117 tackles (97 solo) in 2015. Also recorded a career-best three sacks, the most by a Green Bay safety in a season since Mark Roman had 3½ in 2004.

• Played in all 16 games in 2014, starting the final 10 (nine at FS, one at SS). It was the most starts by a Green Bay rookie safety since Nick Collins opened all 16 in 2005.

• Ranked No. 2 on the team in tackles with 95 (73 solo) and was named to the PFWA's All-Rookie team.

**2017 SEASON:** Has started all 11 games and has recorded 56 tackles (48 solo), two interceptions and seven passes defended...Ranks No. 2 on the team in tackles.

► **Vs. Seattle (Sept. 10):** Started at FS and played all 49 snaps, finishing with four tackles (all solo) and a pass defended...Drilled WR Amara Darboh near the pylon to break up a pass from QB Russell Wilson midway through the fourth quarter...Helped limit Wilson to a 69.7 passer rating as he completed just 14 of 27 passes for 158 yards with no TDs.

► **At Atlanta (Sept. 17):** Started at FS and played all 58 snaps, joining S Morgan Burnett as the only players on Green Bay's defense to do so... Posted a team-high six tackles (five solo).

► **Vs. Cincinnati (Sept. 24):** Started at FS and appeared on all 61 snaps, recording three tackles (all solo).

► **Vs. Chicago (Sept. 28):** Started at FS and played 60 of 65 snaps, finishing with eight tackles (all solo), a tackle for a loss and an interception...In the second quarter, posted his first interception of the season when he picked off a QB Mike Glennon pass that sailed over the head of WR Markus Wheaton, making the INT at the Green Bay 37 and returning

it 3 yards...On the opening play of the second half, fought off a block from WR Joshua Bellamy to get into the backfield and bring down RB Jordan Howard for a 1-yard loss.

►**At Dallas (Oct. 8):** Started at FS and played all 74 snaps, the lone defensive player to do so, and posted five tackles (four solo).

►**At Minnesota (Oct. 15):** Started at FS and appeared on all 77 plays, the only defensive player to do so, and registered four tackles (all solo) and two passes defended...On Minnesota's opening drive of the second half, broke up a third-down pass over the middle intended for TE Kyle Rudolph, forcing the Vikings to settle for a field goal.

►**Vs. New Orleans (Oct. 22):** Started at FS and appeared on all 76 plays, the lone Green Bay defender to do so, and recorded eight tackles (five solo), including a tackle for a loss, and a pass defended...On the Saints' opening drive, came up to tackle RB Mark Ingram for a 3-yard loss on a swing pass.

►**Vs. Detroit (Nov. 6):** Started at FS and played all 68 snaps, one of four Green Bay players on defense to do so...Finished with four tackles (three solo).

►**At Chicago (Nov. 12):** Started at FS and played all 60 snaps, posting three tackles (all solo).

►**Vs. Baltimore (Nov. 19):** Started at FS and was one of three defensive players to play all 59 snaps...Registered five tackles (all solo), an interception and two passes defended...Midway through the second quarter, covered RB Danny Woodhead on a wheel route down the left sideline and intercepted the Joe Flacco pass at the Green Bay 2.

►**At Pittsburgh (Nov. 26):** Started at FS and played all 74 snaps, finishing with six tackles (four solo).

### **18 Randall Cobb, WR, 7th Year, Kentucky**

- Caught 230 passes for 2,726 yards (11.9 avg.) and 22 TDs over the past three seasons (2014-16), one of only seven players in the NFL with 225-plus receptions, 2,500-plus receiving yards and 22-plus TD catches since 2014.

- Ranks No. 9 in franchise history in receptions (409), No. 13 in receiving yards (4,951) and No. 13 in TD catches (37).

- Started all 16 games in 2014 and posted career highs in catches (91), receiving yards (1,287) and receiving TDs (12) on the way to earning his first career Pro Bowl selection (injury replacement for WR Dez Bryant).

- Set a franchise single-season record with a league-high 2,342 combined net yards in 2012, topping the previous team mark of 2,250 yards by RB Ahman Green in 2003.

- With 954 receiving yards and 964 kickoff return yards in 2012, is the only player in NFL history to post 900-plus yards in each category in the same season.

**2017 SEASON:** Has started all 10 games he has appeared in and has 43 receptions for 463 yards (10.8 avg.) and a TD...Also has seven carries for 19 yards (2.7 avg.).

►**Vs. Seattle (Sept. 10):** Started and played 63 snaps, leading the offense with nine receptions for 85 yards (9.4 avg.)...Posted a 29-yard reception in the first quarter on a third-and-2, coming out of the slot and across the field to make the short catch and take it to the Seattle 32.

►**At Atlanta (Sept. 17):** Started and played 54 snaps, departing the game in the fourth quarter due to a shoulder injury...Posted six receptions for 60 yards (10.0 avg.), including an 18-yard grab early in the third quarter when he caught a quick pass in the flat and made CB Brian Poole and LB Deion Jones miss as he picked up extra yardage...Added a 10-yard run on Green Bay's opening series, picking up a third-and-4 on an end-around to keep the TD drive alive.

►**Vs. Cincinnati (Sept. 24):** Inactive (chest).

►**Vs. Chicago (Sept. 28):** Started and played 33 snaps, recording four catches for 44 yards (11.0 avg.) and a TD...Following a Green Bay takeaway in the first quarter that gave the Packers the ball at the Chicago 3, made an outside move on DB Bryce Callahan to create separation as he went inside to catch a 2-yard TD pass from QB Aaron Rodgers...Late in the third quarter, made an out-and-up move and then made a leaping 26-yard reception down the sideline over Bears CB Kyle Fuller to the Chicago 12, setting up an 8-yard TD reception by WR Jordy Nelson three plays later.

►**At Dallas (Oct. 8):** Started and played 47 of 60 snaps, finishing with four receptions for 29 yards (7.3 avg.).

►**At Minnesota (Oct. 15):** Started and played 53 snaps, posting three catches for 28 yards (9.3 avg.).

►**Vs. New Orleans (Oct. 22):** Started and appeared on 37 plays, recording two receptions for 15 yards (7.5 avg.).

►**Vs. Detroit (Nov. 6):** Started and played 49 snaps, leading the team with 58 yards receiving on five catches (11.6 avg.)...Posted a season-long 46-yard reception early in the fourth quarter, his longest catch of the season...Came out of the slot to make a catch over the middle and take it down the left sideline to the Detroit 21...Has registered at least one reception of 45-plus yards each of the past five seasons (2013-17), the lone Packer to do so over that span.

►**At Chicago (Nov. 12):** Started and played 37 snaps, finishing with three receptions for 52 yards (17.3 avg.)...Had a 38-yard catch over the middle on the opening drive of the game, the 400th reception of his career...Caught a quick pass from QB Brett Hundley on a slant, making CB Kyle Fuller miss near the 20-yard line, and then took it for 38 yards to the Chicago 49...Also carried the ball four times for 8 yards (2.0 avg.), with three of the attempts coming on direct snaps.

►**Vs. Baltimore (Nov. 19):** Started and appeared on 48 snaps, posting three receptions for 34 yards (11.3 avg.) and one carry for no gain...Late in the fourth quarter, came out of the slot to make an 18-yard catch over the middle.

►**At Pittsburgh (Nov. 26):** Started and played 38 snaps, hauling in four passes for 58 yards (14.5 avg.) and a TD...With just under five minutes remaining in the first quarter, came out of the slot and made an out-and-up move down the left sideline as he found himself wide open to make the catch at the Pittsburgh 15 and take it the rest of the way for the 39-yard TD.

### **2 Mason Crosby, K, 11th Year, Colorado**

- With 1,325 career points, ranks No. 1 on the all-time franchise scoring list, having surpassed K Ryan Longwell (1,054) in 2015 in Week 2.

- Has registered a franchise-record 10 straight 100-point seasons, one of only three players in NFL history to register 100-plus points in 10 or more consecutive seasons (Jason Elam, 16, 1993-2008; Adam Vinatieri, 13, 1996-2008).

- Ranks No. 2 in NFL history for the most points by a player in his first 10 seasons (1,267, 2007-16), trailing only Patriots K Stephen Gostkowski (1,330, 2006-2015).

- Is the all-time franchise leader in field goals (273), 50-yard field goals (29) and extra points (506).

- Has kicked the seven longest field goals in franchise history (58-yarder in 2011, two 57-yarders in 2013, 56-yarders in 2010, 2011 and 2015, 55-yarder in 2014).

- Has not missed a game in his career, playing in 171 straight contests in the regular season, the third-longest streak in franchise history.

- Set a franchise record with 23 consecutive field goals made (2010-11), topping Chris Jacke's mark of 17 straight in 1993.

**2017 SEASON:** Has made 11 of 15 field-goal attempts (73.3 percent) and 21 of 23 extra points (91.3 percent)...Has posted 27 touchbacks on 49 kickoffs (55.1 percent) and has added one tackle on special teams.

►**Vs. Seattle (Sept. 10):** Connected on his lone FG attempt of the day, a 40-yarder midway through the fourth quarter that gave the Packers a two-score lead (17-6).

►**At Atlanta (Sept. 17):** Drilled a 28-yard FG in the third quarter and made both of his extra-point attempts...Posted three touchbacks on five kickoffs.

►**Vs. Cincinnati (Sept. 24):** Connected on a game-winning 27-yard FG with 6:22 remaining in overtime, his second game-winning kick in his last six regular-season games (Week 15 at Chicago, 2016)...Also made a 28-yarder early in the fourth quarter and posted a season-high five touchbacks on kickoffs.

►**Vs. Chicago (Sept. 28):** Did not have any FG attempts, but made all five of his extra points and posted four touchbacks on six kickoffs.

►**At Dallas (Oct. 8):** Made his lone FG attempt of the game, a 22-yarder early in the second half, and recorded a season-high six touchbacks on seven kickoffs.

►**At Minnesota (Oct. 15):** Made his lone FG attempt of the afternoon, a 26-yarder late in the first half, and his only extra point...Posted two touchbacks on three kickoffs.

►**Vs. New Orleans (Oct. 22):** Connected on a 46-yard FG in the fourth quarter and made both of his extra points...Missed his first FG of the season, a 59-yard attempt at the end of the first half...Posted two touchbacks on four kickoffs.

►**Vs. Detroit (Nov. 6):** Made 1 of 2 field goals, connecting on a 35-yarder as time expired in the first half...Made both of his extra points, giving him 500 for his career...Played in his 168th consecutive regular-season game, moving past LS Rob Davis (167) for the third-longest streak in team history.

►**At Chicago (Nov. 12):** Connected on a season-high three FGs, including a 50-yarder early in the fourth quarter, his 29th career FG of 50-plus yards...Finished with a season-best 11 points on the afternoon.

►**Vs. Baltimore (Nov. 19):** Registered a tackle on special teams, bringing down WR Chris Moore on the opening kickoff of the second half at the Baltimore 41 to prevent a bigger gain.

►**At Pittsburgh (Nov. 26):** Connected on all four extra points and posted three touchbacks on five kickoffs...Missed his lone FG attempt of the evening, a 57-yarder in the third quarter that went wide left.

### **76 Mike Daniels, DT, 6th Year, Iowa**

- Named an alternate for the Pro Bowl for the second consecutive season in 2016. Led the defensive line with four sacks, finished No. 3 on the team with 14 QB hits and was tied for No. 2 on the team in both pressures (14) and tackles for a loss (nine).

- Has started every regular season and postseason game for Green Bay since the start of the 2014 season. Played the most defensive snaps among Packers defensive linemen in each of the past three seasons (2014-16).

- According to STATS, his 24.5 career sacks rank No. 3 (since 1982) among Green Bay defensive tackles (Cullen Jenkins, 29/Santana Dotson, 26).

- According to STATS, was one of four NFL defensive tackles (Gerald McCoy, Jurrell Casey, Ndamukong Suh) to register four-plus sacks in each of the last four seasons (2013-16).

**2017 SEASON:** Has started all nine games he has appeared in and has registered 48 tackles (31 solo), seven tackles for a loss, 3.5 sacks, a forced fumble, 10 QB hits and six QB pressures.

►**Vs. Seattle (Sept. 10):** Started and played 38 snaps, tying for the team lead with a season-best nine tackles (seven solo), three tackles for a loss, 1.5 sacks, a forced fumble, two QB pressures and two QB hits...Midway through the second quarter, tossed aside C Justin Britt on third down to get to QB Russell Wilson as he put a hit on him and hurried his deep throw to WR Tyler Lockett that went incomplete as the Seahawks were forced to punt...Beat G Mark Glowinski on Seattle's opening play of the second half as he teamed with LB Nick Perry to sack Wilson for a 10-yard loss...Two plays later, shed a block from G Luke Joeckel and sacked Wilson again, punching the ball out with his left hand as LB Kyler Fackrell recovered the fumble at the Seattle 6, a turnover that resulted in a RB Ty Montgomery TD run on the next play...Midway through the third quarter, brought down RB Eddie Lacy for a 3-yard loss on a first-down run...On third-and-goal at the Green Bay 3 late in the third quarter, pressured Wilson to force an overthrow in the back of the end zone on a pass intended for TE Jimmy Graham, forcing Seattle to settle for a FG.

►**At Atlanta (Sept. 17):** Started, but sustained a hamstring injury on the opening drive that would sideline him for the remainder of the evening...Was limited to just seven snaps.

►**Vs. Cincinnati (Sept. 24):** Inactive (hip), the first game he had missed in his career due to injury, snapping a streak of 77 consecutive regular-season games played.

►**Vs. Chicago (Sept. 28):** Inactive (hip).

►**At Dallas (Oct. 8):** Returned to the starting lineup, appearing on 51 plays...Led the defensive line with six tackles (three solo).

►**At Minnesota (Oct. 15):** Started and played 53 snaps, posting six tackles (two solo), a tackle for a loss and a team-high four QB hits...Brought down RB Jerick McKinnon for a 1-yard loss on a second-quarter run.

►**Vs. New Orleans (Oct. 22):** Started and appeared on 53 plays, recording three tackles (all solo), two QB pressures and a QB hit.

►**Vs. Detroit (Nov. 6):** Started and played 52 snaps, posting five tackles (two solo) and a QB hit...Helped limit the Lions to just 64 rushing yards on

33 carries (1.9 avg.), just the fourth time since the 1970 AFL-NFL merger that the Packers allowed 65 or fewer rushing yards on 30-plus attempts by an opponent.

►**At Chicago (Nov. 12):** Started and appeared on 42 plays, finishing with five tackles (all solo), two tackles for a loss, a sack, two QB pressures and two QB hits...On Chicago's opening play, drove back C Hroniss Grasu to get to RB Jordan Howard and bring him down in the backfield for a 1-yard loss...Early in the second quarter, fought off blocks from G Josh Sitton and Grasu to sack QB Mitchell Trubisky for a 6-yard loss...Helped limit the Bears to just 55 rushing yards on 17 carries (3.2 avg.).

►**Vs. Baltimore (Nov. 19):** Started and played 51 of 59 snaps, posting five tackles (one solo)...Part of a run defense that limited the Ravens to just 58 rushing yards on 26 carries (2.2 avg.).

►**At Pittsburgh (Nov. 26):** Started and played 53 of 74 snaps, tying his season high with nine tackles (eight solo)...Early in the fourth quarter, fought off a block from G Ramon Foster to sack QB Ben Roethlisberger for a 10-yard loss.

### **11 Trevor Davis, WR, 2nd Year, California**

- Played in 11 games as a rookie in 2016, seeing time on offense and special teams. Had three catches for 24 yards (8.0 avg.) and a TD, nine punt returns for 115 yards (12.8 avg.), and three kickoff returns for 64 yards (21.3 avg.).

- Caught three passes for 24 yards (8.0 avg.) and a TD and posted a 55-yard punt return last season at Atlanta in Week 8, the longest punt return by a Packer since DB Micah Hyde's 55-yarder for a TD vs. Detroit on Dec. 28, 2014.

**2017 SEASON:** Has played in all 11 games and has returned 14 punts for 134 yards (9.6 avg.) with 14 fair catches...Has returned 18 kickoffs for 405 yards (22.5 avg.)...Has added three tackles on special teams...Also has two receptions for 14 yards (7.0 avg.) and two carries for 13 yards (6.5 avg.).

►**Vs. Seattle (Sept. 10):** Returned two punts for 0 yards with one fair catch and also saw limited action (six snaps) on offense.

►**At Atlanta (Sept. 17):** Posted a 9-yard catch and had three fair catches as the punt returner.

►**Vs. Cincinnati (Sept. 24):** Returned five punts for 70 yards (14.0 avg.), including a 33-yard return in the first quarter out to the Green Bay 40.

►**Vs. Chicago (Sept. 28):** Had a 5-yard punt return and two fair catches.

►**At Dallas (Oct. 8):** Appeared on one play as the punt returner, but the punt was downed by the Cowboys.

►**At Minnesota (Oct. 15):** Had an 8-yard punt return and returned two kickoffs for 55 yards (27.5 avg.)...Posted a tackle on special teams, bringing down WR Stefon Coley at the Minnesota 16 for just a 19-yard kickoff return in the second quarter.

►**Vs. New Orleans (Oct. 22):** Returned two kickoffs for 52 yards (26.0 avg.).

►**Vs. Detroit (Nov. 6):** Had a career-high seven kickoff returns for 140 yards (20.0 avg.), the most kickoff returns by a Packer since WR Jordy Nelson had seven vs. Detroit on Oct. 3, 2010...Added a 9-yard run, a 5-yard catch and a tackle on special teams.

►**At Chicago (Nov. 12):** Returned four punts for 42 yards (10.5 avg.) and added two kickoff returns for 51 yards (25.5 avg.), including a season-long 34-yarder out to the Chicago 46 on the opening kickoff of the second half.

►**Vs. Baltimore (Nov. 19):** Posted a 9-yard punt return and returned two kickoffs for 48 yards (24.0 avg.).

►**At Pittsburgh (Nov. 26):** Returned three kickoffs for 59 yards (19.7 avg.) and registered a tackle on special teams.

### **91 Quinton Dial, DT, 5th Year, Alabama**

- Played in 46 games with 32 starts over four seasons with the San Francisco 49ers (2013-16), recording 175 tackles (108 solo), 4.5 sacks and four passes defensed.

- After appearing mostly in a reserve role in his first two seasons in the league, started 26 of 29 games played in 2015-16.

**2017 SEASON:** Has played in eight games with two starts and has posted 26 tackles (13 solo), including a tackle for a loss, two QB pressures and a pass defended.

►**Vs. Seattle (Sept. 10):** Inactive (healthy scratch).

►**At Atlanta (Sept. 17):** Made his Green Bay debut, appearing on 33 snaps and posting three tackles (all solo) and a QB pressure...Saw increased time with DT Mike Daniels (hamstring) exiting the game on the first series...Early in the second quarter, shed a block from G Wes Schweitzer on his way to bringing down RB Tevin Coleman for a 2-yard loss.

►**Vs. Cincinnati (Sept. 24):** Appeared on 18 plays on defense and posted three tackles (one solo)...Also saw 10 snaps on special teams.

►**Vs. Chicago (Sept. 28):** Made his first start in a Green Bay uniform, opening at DT in place of Daniels (hip), and played 33 snaps...Registered a season-high five tackles (four solo) and a pass defended, getting a hand on a QB Mike Glennon pass early in the third quarter.

►**At Dallas (Oct. 8):** Played 27 snaps on defense and recorded an assisted tackle.

►**At Minnesota (Oct. 15):** Appeared on 21 plays on defense and posted three tackles (all assisted) and a QB pressure.

►**Vs. New Orleans (Oct. 22):** Played 31 snaps on defense and registered three tackles (two solo).

►**Vs. Detroit (Nov. 6):** Inactive (chest).

►**At Chicago (Nov. 12):** Inactive (chest).

►**Vs. Baltimore (Nov. 19):** Played 24 snaps and recorded four tackles (two solo)...Part of a run defense that limited the Ravens to just 58 rushing yards on 26 carries (2.2 avg.).

►**At Pittsburgh (Nov. 26):** Started in place of an injured Kenny Clark (ankle), appearing on 34 snaps and posting four tackles (one solo).

### **73 Jahri Evans, G, 12th Year, Bloomsburg**

• Has been selected to six Pro Bowls (2009-14) and has been named first-team All-Pro by *The Associated Press* four times (2009-12) during his career. Is tied with Ravens G Marshal Yanda for the most Pro Bowl appearances by an NFL guard since '09.

• Has started all 180 games he has played in since entering the league in 2006, the most games played by an active NFL offensive lineman over that span.

• Helped the Saints finish in the top six in the league in total offense in all 11 of his seasons in New Orleans (2006-16), including six No. 1 rankings (2006, 2008-09, 2011, 2014, 2016).

• Has started all 16 contests in nine of his 11 seasons in the league, missing just seven career games due to injury.

**2017 SEASON:** Has started all 11 games at RG...Has helped the offense rank No. 2 in red-zone scoring (67.7 percent), tied for No. 7 in rushing TDs (10) and tied for No. 9 in 10-play drives (20).

►**Vs. Seattle (Sept. 10):** Started at RG and played all 82 snaps, helping the offense rack up 26 first downs, the top mark by the Packers in a season opener since 2002 (29 vs. Atlanta), and a 39:13 time of possession, the best mark by Green Bay since Week 7 last season vs. Chicago (39:36)... Helped protect QB Aaron Rodgers as he threw for 311 yards and a TD on 28-of-42 passing.

►**At Atlanta (Sept. 17):** Started at RG and played all 76 snaps, helping to protect Rodgers as he threw for 343 yards and two TDs on 33-of-50 passing.

►**Vs. Cincinnati (Sept. 24):** Started at RG and played all 70 snaps, helping to block for Rodgers as he posted his franchise-record fifth consecutive 300-yard passing game with 313 yards and three TDs with one INT on 28-of-42 passing for a 102.6 passer rating.

►**Vs. Chicago (Sept. 28):** Started at RG and played all 55 snaps, helping to block for Rodgers as he threw a season-high four TD passes on 18-of-26 passing for 179 yards.

►**At Dallas (Oct. 8):** Started at RG and played all 60 snaps, helping the offense rack up a season-high 160 rushing yards on 25 carries (6.4 avg.), highlighted by a 125-yard effort from rookie RB Aaron Jones on 19 attempts (6.6 avg.)...It marked just the second time in the past 14 seasons (Week 15 at Chicago in 2016) that the Packers rushed for 160-plus yards on 25 or fewer carries...Also helped protect Rodgers as he threw three TD passes, his third straight game with three-plus TD passes.

►**At Minnesota (Oct. 15):** Started at RG and played all 66 snaps, one of only two offensive linemen to appear on every play (C Corey Linsley).

►**Vs. New Orleans (Oct. 22):** Started at RG and played all 55 snaps, helping the offense register a season-high 181 rushing yards and a season-best two rushing TDs on 24 carries (7.5 avg.), highlighted by Jones' season-best 131 yards and a TD on 17 attempts (7.7 avg.).

►**Vs. Detroit (Nov. 6):** Started at RG and played all 59 snaps, helping to protect QB Brett Hundley as he completed 26 of 38 passes for 245 yards.

►**At Chicago (Nov. 12):** Started at RG and played all 66 snaps, helping the offense rush for 160 yards on 37 carries (4.3 avg.), the most rushing yards allowed by the Bears on the season...Blocked for Hundley as he completed 18 of 25 passes for 212 yards and a TD for a 110.8 passer rating.

►**Vs. Baltimore (Nov. 19):** Started at RG and played all 67 snaps.

►**At Pittsburgh (Nov. 26):** Started at RG and played all 55 snaps, helping to protect Hundley as he posted a career-high 134.3 passer rating by connecting on 17 of 26 passes for 245 yards and three TDs with no INTs.

### **25 Marwin Evans, S, 2nd Year, Utah State**

• One of five rookie free agents to make Green Bay's Week 1 roster in 2016.

• Joined S Kentrell Brice as the only 2016 rookie free agents to play in all 16 regular-season games and three postseason contests for the Packers.

• Saw time primarily on special teams as a rookie and was tied for No. 2 on the team with nine tackles during the regular season.

**2017 SEASON:** Has played in all 11 games with one start, seeing time on defense and special teams...Has posted 13 tackles on defense (12 solo) and leads the team with 10 tackles on special teams.

►**Vs. Seattle (Sept. 10):** Played 19 snaps on special teams and recorded a tackle.

►**At Atlanta (Sept. 17):** Appeared on 19 plays on special teams, posting a tackle.

►**Vs. Cincinnati (Sept. 24):** Started his first career game, opening at SS with S Morgan Burnett starting as the slot corner...Registered a career-high five tackles (all solo) on defense and added a tackle on special teams.

►**Vs. Chicago (Sept. 28):** Appeared on eight plays on defense and 18 on special teams...Posted a tackle on special teams for the fourth straight game.

►**At Dallas (Oct. 8):** Played 17 snaps on special teams and three on defense.

►**At Minnesota (Oct. 15):** Appeared on 15 plays on defense and 19 on special teams...Registered a solo tackle on defense.

►**Vs. New Orleans (Oct. 22):** Played 13 snaps on defense and 16 on special teams...Posted two tackles (one solo) on defense and added a tackle on special teams.

►**Vs. Detroit (Nov. 6):** Appeared on 10 plays on defense and registered two tackles (both solo)...Added a tackle on special teams.

►**At Chicago (Nov. 12):** Played 21 snaps on defense and 23 on special teams...Early in the second quarter, forced a fumble by RB Benny Cunningham at the Green Bay 2-yard line that went out of bounds in the end zone to give the Packers the ball at their own 20...Added a solo tackle and a pass defended and led the team with a career-high three tackles on special teams.

►**Vs. Baltimore (Nov. 19):** Appeared on 15 plays on defense and 23 on special teams...Registered two tackles on defense (both solo) and a tackle on special teams.

►**At Pittsburgh (Nov. 26):** Played 23 snaps on special teams and one on defense.

### **51 Kyler Fackrell, LB, 2nd Year, Utah State**

• Played in 13 games as a rookie, seeing time on defense and special teams. Was tied for No. 2 on the team with nine tackles on special teams.

• Recorded nine tackles (all solo), two sacks, a forced fumble, six QB pressures, a QB hit and a pass defended in the 2016 regular season.

• Posted sacks in back-to-back games in 2016, vs. Detroit and vs. the N.Y. Giants.

**2017 SEASON:** Has played in all 11 games with one start, seeing time on defense and special teams...Has posted 21 tackles (14 solo), four tackles for a loss, a sack, a fumble recovery, five QB hits and 14 QB pressures (No. 2 on the team)...Has added two tackles on special teams.

►**Vs. Seattle (Sept. 10):** Played 12 snaps on defense and 21 on special

teams...Registered a QB pressure, a QB hit and the first fumble recovery of his career...On third down on Seattle's opening series of the second half, fought off a block from G Mark Glowinski to recover a QB Russell Wilson fumble after DT Mike Daniels stripped Wilson on the sack...The recovery at the Seattle 6 set up RB Ty Montgomery's TD run on the next play, giving the Packers a 7-3 lead they would never relinquish.

►**At Atlanta (Sept. 17):** Played a team-high 28 snaps on special teams and 19 on defense...Registered an assisted tackle, a QB hit and a pressure.

►**Vs. Cincinnati (Sept. 24):** Appeared on 41 plays on defense and posted two assisted tackles, a team-high five QB pressures and two QB hits...Also played a team-high 29 snaps on special teams.

►**Vs. Chicago (Sept. 28):** Played 24 snaps on defense and registered a solo tackle.

►**At Dallas (Oct. 8):** Appeared on 25 plays on defense and 22 on special teams...Posted a QB pressure.

►**At Minnesota (Oct. 15):** Played 31 snaps on defense and a team-high 24 on special teams...Early in the fourth quarter, fought off a block from T Mike Remmers to tackle RB Jerick McKinnon for a 2-yard loss...Added a QB pressure.

►**Vs. New Orleans (Oct. 22):** Posted three tackles (two solo) on 26 snaps of action on defense...Also appeared on a team-high 21 plays on special teams.

►**Vs. Detroit (Nov. 6):** Played 27 snaps on defense and a team-high 18 on special teams...Registered two tackles (both solo), a QB pressure and a QB hit...Late in the fourth quarter, deflected a QB Matthew Stafford pass at the line, one that was caught by T Brian Mihalik before he was brought down by LB Chris Odom for a 4-yard loss.

►**At Chicago (Nov. 12):** Appeared on 18 plays on defense and 20 on special teams...Registered two tackles (one solo) and a QB pressure on defense and a season-high two tackles on special teams.

►**Vs. Baltimore (Nov. 19):** Played 34 snaps on defense and 23 on special teams...Recorded a career-high seven tackles (five solo) on defense, including a sack and two additional tackles for a loss...Early in the second quarter, stopped RB Danny Woodhead for just a 1-yard gain on a screen pass on third-and-16 to force a Baltimore punt...Later in the second quarter, beat RT Austin Howard with an inside move and sacked QB Joe Flacco for an 8-yard loss...Brought down RB Alex Collins for a 3-yard loss on a fourth-quarter run.

►**At Pittsburgh (Nov. 26):** Made his first career start, opening up at ROLB in place of an injured Clay Matthews (groin), and registered two tackles (both solo) and three QB pressures...Early in the second quarter, tackled QB Ben Roethlisberger for just a 3-yard gain on a scramble up the middle on third-and-5 to force a Pittsburgh punt.

## **61 Brett Goode, LS, 10th Year, Arkansas**

• Has appeared in 147 regular-season games and 14 playoff contests since joining the club in 2008, having recorded 12 coverage tackles and a fumble recovery in his nine seasons, including a career-best five tackles in 2010.

• Has snapped for all seven of the longest field goals in franchise history (all by K Mason Crosby).

**2017 SEASON:** Has played in five games, handling snapping duties for all punts and placements in Weeks 1-3 and Weeks 11-12...Was placed on injured reserve (hamstring) on Sept. 25 and then was released by the Packers from IR the next day...Re-signed with the team on Nov. 14.

►**Vs. Seattle (Sept. 10):** Snapped for Crosby's one FG and two extra points and P Justin Vogel's five punts.

►**At Atlanta (Sept. 17):** Snapped for Crosby's one FG and two extra points and Vogel's three punts.

►**Vs. Cincinnati (Sept. 24):** Snapped for Crosby's two field goals, including his 27-yard game-winning kick in OT, and Vogel's five punts (44.2-yard net average).

►**Vs. Baltimore (Nov. 19):** Snapped for Vogel's five punts.

►**At Pittsburgh (Nov. 26):** Handled snapping duties for all punts and placements.

## **28 Josh Hawkins, CB, 2nd Year, East Carolina**

• Was one of four 2016 undrafted free agents to play 10-plus games for the Packers as rookies.

• Saw action in 11 games in 2016, posting a pass defended on defense and four tackles on special teams.

• Appeared in all three postseason games and recorded a tackle on special teams.

**2017 SEASON:** Has played in 10 games with one start, seeing action on defense and special teams...Has registered 23 tackles (19 solo), a forced fumble and four passes defended.

►**Vs. Seattle (Sept. 10):** Inactive (healthy scratch).

►**At Atlanta (Sept. 17):** Appeared on four plays on special teams and one on defense.

►**Vs. Cincinnati (Sept. 24):** Played nine snaps on defense and 13 on special teams.

►**Vs. Chicago (Sept. 28):** Appeared on a career-high 40 plays on defense, recording seven tackles (five solo) and a career-best three passes defended...Broke up two passes on Chicago's opening drive of the second half, the first one a short pass from QB Mike Glennon to WR Markus Wheaton and the second a pass down the seam to WR Deonte Thompson on third down that forced the Bears to settle for a FG attempt that missed wide right by K Connor Barth...His third PD of the night came midway through the fourth quarter when he made a leaping breakup of a pass from Glennon intended for Thompson in the end zone.

►**At Dallas (Oct. 8):** Played 25 snaps on defense and nine on special teams...Got in front of WR Dez Bryant in the third quarter to break up a pass from QB Dak Prescott...Added two solo tackles.

►**At Minnesota (Oct. 15):** Made his first NFL start, opening the game at RCB with starting CBs Davon House (quadricep) and Kevin King (concussion) both sidelined...Led the secondary with a career-high nine tackles (eight solo) and added his first career forced fumble...Forced a fumble by WR Adam Thielen early in the third quarter after a short catch, a fumble that went out of bounds at the Minnesota 35.

►**Vs. New Orleans (Oct. 22):** Appeared on 17 plays on defense and three on special teams.

►**Vs. Detroit (Nov. 6):** Played two snaps on defense and one on special teams...Posted a solo tackle on defense.

►**At Chicago (Nov. 12):** Appeared on four plays on defense and eight on special teams.

►**Vs. Baltimore (Nov. 19):** Played 28 snaps on defense and 13 on special teams.

►**At Pittsburgh (Nov. 26):** Appeared on 36 plays on defense, recording four tackles (three solo), and 11 plays on special teams.

## **31 Davon House, CB, 7th Year, New Mexico State**

• Spent the 2015-16 seasons with the Jacksonville Jaguars, starting 19 of 32 games played. In his first season in Jacksonville, set a franchise single-season record with 23 passes defended, ranking No. 3 in the NFL.

• In 2015, set career highs in starts (15), tackles (60), solo tackles (49), passes defended (23) and interceptions (four).

• Despite missing three regular-season games with a shoulder injury in 2014, his 11 passes defended tied for No. 4 on the Packers.

• After seeing action in two games as a rookie (2011), appeared in 25 games for Green Bay between 2012-13, starting five games in each season.

**2017 SEASON:** Has started all eight games he has appeared in (seven at LCB, one at RCB) and has registered 40 tackles (34 solo), three tackles for a loss, a sack, an interception and six passes defended.

►**Vs. Seattle (Sept. 10):** Started at LCB and played all 49 snaps, finishing with two tackles (one solo) and a tackle for a loss...On Seattle's first possession, fought off a block from TE Jimmy Graham to come up and tackle WR Doug Baldwin for a 3-yard loss on a lateral...Helped limit QB Russell Wilson to a 69.7 passer rating as he completed just 14 of 27 passes for 158 yards with no TDs.

►**At Atlanta (Sept. 17):** Started at LCB and played 49 of 58 snaps, departing the game in the fourth quarter due to a quadricep injury...Posted three tackles (all solo).

►**Vs. Cincinnati (Sept. 24):** Inactive (quadricep).

►**Vs. Chicago (Sept. 28):** Inactive (quadricep).



► **At Dallas (Oct. 8):** Started at LCB and appeared on 58 of 74 plays, finishing with four tackles (two solo) and a pass defended.

► **At Minnesota (Oct. 15):** Inactive (quadricep).

► **Vs. New Orleans (Oct. 22):** Started at LCB, appearing on 67 of 76 plays, and posted eight tackles (seven solo), an interception and a season-best two passes defended...Late in the first quarter, covered WR Michael Thomas down the sideline and picked off QB Drew Brees' pass intended for Thomas at the Green Bay 6...Early in the fourth quarter, got his right hand in to break up a Brees pass intended for WR Tommylee Lewis on third down to force the Saints to settle for a field goal.

► **Vs. Detroit (Nov. 6):** Started at LCB and played all 68 snaps, one of four Green Bay players on defense to do so...Finished with a career-high nine tackles (all solo), including two tackles for a loss...Late in the fourth quarter, came up to bring down RB Dwayne Washington for a 6-yard loss on a toss to the right.

► **At Chicago (Nov. 12):** Started at RCB and played all 60 snaps, matching his career high with a team-high nine tackles (eight solo)...Posted his first sack since 2013 when he came through untouched on a blitz early in the third quarter to sack QB Mitchell Trubisky for an 8-yard loss on third down and force a Chicago punt...Added a pass defended.

► **Vs. Baltimore (Nov. 19):** Started at LCB and played 58 of 59 snaps, recording three tackles (two solo).

► **At Pittsburgh (Nov. 26):** Started at LCB and played 68 of 74 snaps, finishing with two tackles (both solo) and two passes defended...On Pittsburgh's opening drive, broke up a pass from QB Ben Roethlisberger intended for WR Justin Hunter.

## **7 Brett Hundley, QB, 3rd Year, UCLA**

• Played in four regular-season games last season, completing 2 of 10 passes for 17 yards, and served as the No. 2 QB for the other 12 contests. Also saw action in one playoff game.

• Served as the No. 3 QB behind Aaron Rodgers and Scott Tolzien as a rookie in 2015 and was inactive for all 16 regular-season games and both playoff contests.

• Ranked No. 2 in the NFL with 630 passing yards in the 2015 preseason, completing 45 of 65 passes (69.2 percent) for seven TDs with one INT for a 129.6 passer rating (No. 3 in the NFL).

**2017 SEASON:** Has appeared in seven games with five starts and has completed 113 of 184 passes (61.4 percent) for 1,185 yards and five TDs with seven INTs for a 73.3 passer rating...Has rushed for 110 yards and two TDs on 14 attempts (7.9 avg.).

► **Vs. Chicago (Sept. 28):** Saw his first action of the season, taking over for QB Aaron Rodgers with just over six minutes remaining and the Packers holding a 35-14 lead...Played three snaps and completed one pass to TE Lance Kendricks for no gain.

► **At Minnesota (Oct. 15):** Saw the most significant action of his career to that point, coming in for an injured Rodgers (collarbone) on Green Bay's second series...Took 58 of 66 snaps, throwing for 157 yards and a TD with three INTs on 18-of-33 passing (54.5 percent)...Threw his first career TD pass, finding WR Davante Adams for a 14-yard TD on third down early in the second quarter...Stepped up in the pocket to avoid pressure and found a wide-open Adams near the Minnesota 5 before he took it in for the score...Late in the first half, connected with WR Jordy Nelson on a back-shoulder throw for 26 yards on third-and-6 to the Minnesota 8, setting up a Mason Crosby FG...Late in the fourth quarter, avoided pressure as he rolled to his left, finding Adams down the sideline for a 19-yard gain.

► **Vs. New Orleans (Oct. 22):** Made his first NFL start, taking over for an injured Rodgers, and completed 12 of 25 passes (48.0 percent) for 87 yards with an INT for a 39.9 rating...Rushed for 44 yards and a TD on three carries (14.7 avg)...Midway through the second quarter, scrambled down the left sideline for a 14-yard TD, the first TD run of his career, breaking a tackle attempt by CB Ken Crawley near the pylon...Later in the second quarter, eluded pressure and took off for a 22-yard run down the middle of the field...Posted the highest rushing average by a Green Bay quarterback (min. three att.) since Bart Starr rushed for 48 yards on three carries (16.0 avg.) at Chicago on Oct. 31, 1965.

► **Vs. Detroit (Nov. 6):** Started for the second straight game and threw for 245 yards on 26-of-38 passing (68.4 percent) for an 86.0 rating, all

career highs...Completed passes to 10 different receivers on the evening and threw for a career-best 13 first downs...Posted a career-long 46-yard completion early in the fourth quarter, finding WR Randall Cobb over the middle as he took it down the sideline to the Detroit 21...The pass helped set up Hundley's 1-yard TD run four plays later as he became the first QB in team history to register a rushing TD in both of his first two career starts with the Packers...Finished with 22 yards rushing on four attempts (5.5 avg.).

► **At Chicago (Nov. 12):** Posted a career-high 110.8 passer rating as he completed 18 of 25 passes (72.0 percent) for 212 yards and a TD with no INTs...Averaged 8.48 yards per attempt, the best mark of his career (min. 15 att.)...Completed passes to nine different receivers...Registered a perfect 158.3 rating in the fourth quarter as he connected on five of six passes for 89 yards and a TD...On Green Bay's opening drive of the game, found Cobb on a slant for a 38-yard pickup to the Chicago 49...With Green Bay leading 16-13 midway through the fourth quarter, led the offense on an eight-play, 75-yard drive that was capped off with his 19-yard TD pass to Adams...Two plays before the TD pass, scrambled to his left for a 17-yard gain to the Chicago 20 on third-and-2...On the score to Adams, rolled to his right and then found Adams on a back-shoulder throw in the front of the end zone near the pylon for the TD...After Chicago kicked a FG to make it a one-score game, connected with Adams again, this time on a third-and-10 on a perfectly thrown deep pass down the sideline that Adams hauled in with one hand for a 42-yard gain to the Chicago 23 with just over two minutes remaining in the game.

► **Vs. Baltimore (Nov. 19):** Threw for 239 yards on 21-of-36 passing (58.3 percent) with three INTs for a 43.6 rating...Rushed for 19 yards on three carries (6.3 avg.).

► **At Pittsburgh (Nov. 26):** Registered a career-high 134.3 passer rating, connecting on 17 of 26 passes (65.4 percent) for 245 yards and a career-best three TDs with no INTs...Threw TD passes of 39, 54 and 55 yards to become the first QB in the league to have three TD passes of 35-plus yards in a game this season...Became the first Packer to accomplish that feat since Rodgers did so vs. Chicago on Nov. 9, 2014, and became the first Green Bay QB to have two TD passes of 50-plus yards since Rodgers in that same Chicago game...Posted a career-best four completions of 25-plus yards...Registered a perfect 158.3 passer rating on third down, completing 6 of 7 passes for 120 yards and two TDs...Threw TD passes on the first two drives, finding a wide-open Cobb down the left sideline for a 39-yard TD on the first series and then connecting with RB Jamaal Williams on a screen pass for a 54-yard TD late in the first quarter...Connected with Adams for his third TD pass of the evening on the opening drive of the second half with a 55-yard scoring strike down the right sideline.

## **83 Jeff Janis, WR, 4th Year, Saginaw Valley State**

• Played in all 16 games for the second straight season in 2016 and was one of only two players on the team (FB Aaron Ripkowski) to register both a rushing TD and a receiving TD.

• Posted a career-high 11 receptions for a career-best 93 yards (8.5 avg.) and a TD in '16.

• Recorded 20 tackles on special teams over the past two seasons, including a career-high 15 stops in 2015.

• Has registered a 26.3-yard average on 20 career kickoff returns, the fifth-best mark by a Packer with 20-plus returns.

**2017 SEASON:** Has played in all 11 games, seeing time primarily on special teams...Has returned two kickoffs for 28 yards (14.0 avg.)...Has posted four tackles on special teams (tied for No. 2 on the team).

► **Vs. Seattle (Sept. 10):** Played 19 snaps on special teams and three on offense...Served as the kickoff returner, but did not have any returns...Posted a tackle on special teams.

► **At Atlanta (Sept. 17):** Appeared on 19 plays on special teams and one on offense.

► **Vs. Cincinnati (Sept. 24):** Posted a tackle on special teams.

► **Vs. Chicago (Sept. 28):** Served as the kickoff returner and played one snap on offense.

► **At Dallas (Oct. 8):** Posted his first kickoff return of the season, a 17-yarder in the fourth quarter...Early in the fourth quarter, tackled WR

Ryan Switzer for a 1-yard loss at the Dallas 12 on Justin Vogel's 59-yard punt.

► **At Minnesota (Oct. 15):** Had one kickoff return for 11 yards.

► **Vs. New Orleans (Oct. 22):** Appeared on 10 plays on special teams and recorded a tackle.

► **Vs. Detroit (Nov. 6):** Played five snaps on special teams.

► **At Chicago (Nov. 12):** Appeared on one play on offense and 15 on special teams.

► **Vs. Baltimore (Nov. 19):** Played nine snaps on special teams.

► **At Pittsburgh (Nov. 26):** Appeared on 13 plays on special teams.

### **74 Ulrick John, T, 4th Year, Georgia State**

• Started three games at RT for the Arizona Cardinals in 2016 before suffering a season-ending shoulder injury. Was on Arizona's practice squad for the first three games this season before signing with Green Bay.

• Entered the league as a seventh-round draft choice (232nd overall) with the Indianapolis Colts in 2014. Was on injured reserve with the Colts as a rookie in 2014 and spent time on their practice squad in 2015 before signing with Miami in November, appearing in two games for the Dolphins that season.

**2017 SEASON:** Has played in three games...Dressed, but did not play, in three others and was inactive for one contest...Was signed to Green Bay's 53-man roster from Arizona's practice squad on Sept. 26.

► **Vs. Chicago (Sept. 28):** Dressed, but did not play.

► **At Dallas (Oct. 8):** Dressed, but did not see any action.

► **At Minnesota (Oct. 15):** Played the final 32 snaps of the game at RT, taking over for an injured Bryan Bulaga (concussion) after Justin McCray moved over to LT for an injured David Bakhtiari (hamstring) in the fourth quarter.

► **Vs. New Orleans (Oct. 22):** Dressed, but did not play.

► **Vs. Detroit (Nov. 6):** Inactive (healthy scratch).

► **At Chicago (Nov. 12):** Played six snaps on special teams.

► **Vs. Baltimore (Nov. 19):** Dressed, but did not play.

► **At Pittsburgh (Nov. 26):** Appeared on three plays on offense as an extra lineman and played five snaps on special teams.

### **33 Aaron Jones, RB, Rookie, Texas-El Paso**

• Finished his career at UTEP ranked No. 1 in rushing yards (4,114) and 100-yard rushing games (17), No. 2 in rushing touchdowns (33) and all-purpose yards (4,760), and No. 3 in rushing attempts (658) and points (240).

• Ranked No. 4 in the country with 1,773 rushing yards in 2016, a total that also set the single-season school record at Texas-El Paso, and ranked No. 3 in the nation in rushing yards per game (147.8).

• Averaged 7.7 yards on 229 carries last season, the best mark in the country among players with 150-plus rushing attempts in 2016.

**2017 SEASON:** Has played in eight games with four starts...Has posted a team-high 370 rushing yards and three TDs on 70 carries (5.3 avg.)...Ranks No. 2 in the NFL among running backs in rushing yards per attempt (min. 6.25 att./team game)...Has rushed for 18 first downs on 67 attempts, a 25.7 percentage that ranks No. 3 among RBs...Has registered two 125-yard rushing games, tied for the most in franchise history by a Green Bay rookie (John Brockington, 1971; Eddie Lacy, 2013)...Is tied for No. 3 in the NFL this season in 125-yard rushing games...Has added eight receptions for 16 yards (2.0 avg.) and a tackle on special teams.

► **Vs. Seattle (Sept. 10):** Inactive (healthy scratch).

► **At Atlanta (Sept. 17):** Made his NFL debut, appearing on eight plays on special teams.

► **Vs. Cincinnati (Sept. 24):** Played 12 snaps on special teams.

► **Vs. Chicago (Sept. 28):** Saw the most significant action of his career with injuries to RBs Ty Montgomery and Jamaal Williams, appearing on 30 plays and rushing for 49 yards and a TD on 13 carries (3.8 avg.)...Following a 58-yard completion from QB Aaron Rodgers to WR Jordy Nelson in the second quarter, took a handoff from Rodgers and scored on a 2-yard run up the middle, his first touchdown in the NFL...Also posted a tackle on special teams.

► **At Dallas (Oct. 8):** With Montgomery (ribs) sidelined, made his first NFL start and rushed for 125 yards and a TD on 19 carries (6.6 avg.)...

Became the first Green Bay rookie to record a 100-yard rushing game in his first career start since Samkon Gado (103 yards at Atlanta, Nov. 13, 2005)...Posted a career-high five carries of 10-plus yards and rushed for a career-best seven first downs...Late in the first half, made a diving reception near the sideline for a 9-yard gain to the Dallas 7 before taking it up the middle on the next play for a 7-yard TD run, his second straight game with a TD...Midway through the third quarter, had a career-long 22-yard run, first going left before cutting it back to the right as he took it down the middle of the field...On the Packers' game-winning drive, had a key 15-yard run to the Dallas 32, getting out of bounds to stop the clock with 39 seconds remaining.

► **At Minnesota (Oct. 15):** Led the team with 41 rushing yards on 13 attempts (3.2 avg.) in 43 snaps of action...Added a 1-yard reception.

► **Vs. New Orleans (Oct. 22):** Started for the second time on the season and led the team with a career-high 131 rushing yards and a TD on 17 carries (7.7 avg.), his second 100-yard rushing effort in three games...His 17 carries were the fewest by a Green Bay rookie with 125-plus rushing yards in a game...Posted the longest run by a Packer this season with his 46-yard TD run on the opening drive of the game, the longest rushing TD for Green Bay since RB James Starks' 65-yard TD run vs. San Diego on Oct. 18, 2015...Racked up 70 rushing yards on four attempts (17.5 avg.) on Green Bay's first series, going up the middle untouched on the 46-yard score...Late in the third quarter, bounced a run out to the right and took it down the sideline for a 22-yard pickup.

► **Vs. Detroit (Nov. 6):** Started and played 20 snaps, finishing with 12 yards rushing on five attempts (2.4 avg.) and two receptions for -1 yards.

► **At Chicago (Nov. 12):** Started for the third straight game, but was limited to just three carries for 12 yards (4.0 avg.) before sustaining a knee injury on the opening drive that would sideline him for the remainder of the game.

► **Vs. Baltimore (Nov. 19):** Inactive (knee).

► **At Pittsburgh (Nov. 26):** Inactive (knee).

### **27 Josh Jones, S, Rookie, North Carolina State**

• Started 32 of 38 games played in three seasons at North Carolina State, finishing each season in the top five on the team in tackles (No. 5 in 2014, No. 3 in 2015 and No. 1 in 2016).

• Named honorable mention All-ACC as a junior after ranking No. 9 in the ACC with a career-best 109 tackles (62 solo). Was the first Wolfpack player since 2013 to eclipse the 100-tackle mark.

• As a redshirt freshman in 2014, recorded a career-best four interceptions that he returned for a career-high 37 yards. Ranked No. 2 in the ACC in interceptions among all players and No. 4 nationally among freshmen.

**2017 SEASON:** Has played in all 11 games with four starts (three at SS, one at inside LB) and has posted 52 tackles (49 solo), five tackles for a loss, two sacks, three QB pressures, two QB hits and two passes defensed...Ranks No. 4 on the team in tackles...Also has registered four tackles on special teams (tied for No. 2 on the team).

► **Vs. Seattle (Sept. 10):** Played 21 snaps on special teams, tied with LB Kyler Fackrell for the most on the team, and posted a tackle.

► **At Atlanta (Sept. 17):** Saw the first action of his career on defense, appearing on 29 plays with S Kentrell Brice departing late in the second quarter due to a groin injury...Brought down RB Devonta Freeman for a 1-yard loss on a fourth-quarter run...Also played 25 snaps on special teams and registered a tackle.

► **Vs. Cincinnati (Sept. 24):** Made his first NFL start, opening at inside LB, and posted a career-high 11 tackles (10 solo), three tackles for a loss and two sacks...Became the first rookie defensive back in team history to record two sacks in a game...Midway through the first quarter, came unblocked off the left side to sack QB Andy Dalton for a 6-yard loss on third down to force a Cincinnati punt...In the second quarter, came up from his inside-LB spot to bring down RB Joe Mixon for a 1-yard loss on a run...Late in the third quarter, came off the right side and blew by TE Tyler Kroft to get to Dalton again on third down for an 8-yard sack, forcing the Bengals to settle for a FG attempt by K Randy Bullock that went wide right...On the opening drive of overtime, immediately brought down Kroft after he made a catch in the flat, stopping him for just a 1-yard gain on third-and-6 to force a Cincinnati punt.

►**Vs. Chicago (Sept. 28):** Appeared on 51 of 65 defensive plays and posted five tackles (all solo).

►**At Dallas (Oct. 8):** Played 38 snaps on defense and registered three tackles (all solo).

►**At Minnesota (Oct. 15):** Appeared on 30 plays on defense and 19 on special teams...Posted a solo tackle, two QB pressures, two QB hits and a pass defended...On the final play of the first half, broke up a Hail Mary pass in the end zone thrown by QB Case Keenum.

►**Vs. New Orleans (Oct. 22):** Played 52 snaps on defense, posting four tackles (all solo), and 20 snaps on special teams.

►**Vs. Detroit (Nov. 6):** Started at SS with Morgan Burnett opening the game at inside LB...Played all 68 snaps and registered eight tackles (all solo), including a tackle for a loss...Early in the second quarter, brought down RB Theo Riddick for a 4-yard loss on a run.

►**At Chicago (Nov. 12):** Started at SS in place of an injured Burnett (groin), appearing on all 60 snaps and posting five tackles (all solo) and a QB pressure.

►**Vs. Baltimore (Nov. 19):** Started for Burnett at SS for the third straight game and played all 59 snaps...Led the secondary with eight-tackles (all solo).

►**At Pittsburgh (Nov. 26):** Played 26 snaps on defense and posted four tackles (three solo)...Led the team with a career-high two tackles on special teams.

#### **84 Lance Kendricks, TE, 7th Year, Wisconsin**

• Started a career-high 16 games for the Los Angeles Rams in 2016 and posted a career-best 50 receptions for 499 yards (10.0 avg.) and two TDs, becoming just the fifth tight end in franchise history to register 50-plus catches in a season.

• Registered a career-high seven catches in back-to-back games last season (Weeks 7, 9), the first tight end in Rams history to record seven-plus receptions in consecutive games.

• Posted 17 TD catches during his six seasons with the Rams, the second most by a TE in franchise history behind only Damone Johnson (18, 1986-92).

• Has played in 104 of a possible 107 games during his career, appearing in all 16 contests three times and in 15 games each of the other three seasons.

**2017 SEASON:** Has played in all 11 games with five starts and has 10 receptions for 140 yards (14.0 avg.) and a TD...Has added three tackles on special teams, which is tied for No. 3 on the team.

►**Vs. Seattle (Sept. 10):** Appeared on 21 plays and caught two passes for 18 yards (9.0 avg.).

►**At Atlanta (Sept. 17):** Played 13 snaps on offense and seven on special teams.

►**Vs. Cincinnati (Sept. 24):** Got his first start in a Green Bay uniform, opening the game as the Packers started two tight ends...Caught two passes for 52 yards (26.0 avg.) and a TD...On Green Bay's opening drive of the game, drew a 33-yard pass-interference penalty on CB Adam Jones that gave the Packers the ball at Cincinnati's 27...Capped the drive off with a 1-yard TD catch from QB Aaron Rodgers, his first TD as a Packer, freeing himself from DT Ryan Glasgow to make a wide-open catch in the end zone...On Green Bay's opening play of the second half, came back to make a catch from Rodgers at the Green Bay 43, spinning away from a tackle attempt by CB Dre Kirkpatrick and taking it down the middle of the field for a 51-yard gain to the Cincinnati 24, the second-longest catch of his career.

►**Vs. Chicago (Sept. 28):** Appeared on 18 plays and had one catch for no gain...Added a tackle on special teams, bringing down RB Tarik Cohen for a 2-yard loss on a second-quarter punt return.

►**At Dallas (Oct. 8):** Played 18 snaps on offense and had a 24-yard reception...On Green Bay's opening drive, found an opening down the seam to make a 24-yard grab to the Dallas 12, helping to set up Rodgers' 10-yard TD pass to WR Davante Adams two plays later.

►**At Minnesota (Oct. 15):** Appeared on six plays on offense and 12 on special teams...Brought down CB Marcus Sherels for a 5-yard loss at the Minnesota 18 on a second-quarter punt return.

►**Vs. New Orleans (Oct. 22):** Played 14 snaps on offense and 11 on special teams in his 100th career regular-season game...Posted a tackle

on special teams.

►**Vs. Detroit (Nov. 6):** Started and played 29 snaps, posting two receptions for 32 yards (16.0 avg.)...Made a 21-yard grab down the middle of the field late in the fourth quarter.

►**At Chicago (Nov. 12):** Started and played a season-high 46 snaps, posting a 9-yard reception to convert a third-and-5 in the third quarter...Helped block for an offense that racked up 160 yards rushing on 37 attempts (4.3 avg.).

►**Vs. Baltimore (Nov. 19):** Started and appeared on 38 plays, posting a 5-yard reception.

►**At Pittsburgh (Nov. 26):** Started and played 29 snaps.

#### **40 Joe Kerridge, FB, 2nd Year, Michigan**

• Played in eight games for the Packers as a rookie in 2016 and registered two tackles on special teams. Also played in one postseason contest.

• Spent the first five weeks on Green Bay's practice squad last season before being signed to the active roster on Nov. 5.

• Entered the NFL as an undrafted free agent with the Washington Redskins in May 2016 and had a brief stint on Washington's practice squad early last season.

**2017 SEASON:** Has played in two games and has one catch for 3 yards...Was signed to the active roster from the practice squad on Nov. 18...Was signed to Green Bay's practice squad on Oct. 30...Was placed on injured reserve by the Packers on Sept. 2 and then released from IR on Sept. 8.

►**Vs. Seattle (Sept. 10):** Appeared on one play on special teams.

►**At Atlanta (Sept. 17):** Inactive due to a hamstring injury he sustained in Week 1 vs. Seattle.

►**Vs. Baltimore (Nov. 19):** Played three snaps on offense late in the first quarter and posted the first reception of his NFL career, a 3-yard catch from QB Brett Hundley.

►**At Pittsburgh (Nov. 26):** Appeared on eight plays on special teams.

#### **20 Kevin King, CB, Rookie, Washington**

• Started all 14 games at cornerback as a senior in 2016, earning honorable mention All-Pacific-12 recognition as he helped the Huskies to their first conference title since 2000 and their first College Football Playoff berth.

• Led the team with a career-high 15 passes defended in 2016, contributing to a defense that ranked No. 2 in the Pac-12 and No. 22 in the country in passing yards allowed per game (192.6).

• Earned honorable mention All-Pac-12 recognition as a junior in 2015, a season that saw him rank No. 2 on the team with a career-high three interceptions.

**2017 SEASON:** Has appeared in nine games with five starts and has registered 31 tackles (23 solo), a tackle for a loss and eight passes defended...Has posted a tackle on special teams.

►**Vs. Seattle (Sept. 10):** Appeared on six plays on defense and six on special teams...Recorded an assisted tackle and a pass defended in his NFL debut.

►**At Atlanta (Sept. 17):** Saw his most significant action as a pro, appearing on 46 of 58 snaps on defense and recording three tackles (two solo) and two passes defended...Late in the first half, broke up a QB Matt Ryan pass over the middle intended for WR Julio Jones...Late in the third quarter, came up to bring down RB Tevin Coleman for no gain on a pass in the flat.

►**Vs. Cincinnati (Sept. 24):** Started his first NFL game and played all 61 snaps, opening at RCB with CB Davon House (quadricep) sidelined and CB Damarious Randall starting in House's place at LCB...Registered a career-high seven tackles (six solo).

►**Vs. Chicago (Sept. 28):** Started at RCB and played 61 of 65 snaps, finishing with two tackles (both solo)...Added a tackle on special teams.

►**At Dallas (Oct. 8):** Started at RCB, but was forced to leave the game late in the first quarter after sustaining a concussion...On the Cowboys' opening play, came up to drill RB Ezekiel Elliott for a 4-yard loss on a swing pass...Finished with two tackles (both solo) in his limited action.

►**At Minnesota (Oct. 15):** Inactive (concussion).

►**Vs. New Orleans (Oct. 22):** Started at RCB and played 50 snaps, posting six tackles (two solo).

►**Vs. Detroit (Nov. 6):** Started at RCB and appeared on 63 of 68 plays, posting four tackles (three solo) and a team-best two passes defended... Midway through the fourth quarter, broke up a slant pass from QB Matthew Stafford intended for WR Marvin Jones Jr.

►**At Chicago (Nov. 12):** Played 40 snaps and registered two tackles (both solo) and a team-high two passes defended...Late in the first half, broke up a deep pass down the sideline from QB Mitchell Trubisky to WR Joshua Bellamy.

►**Vs. Baltimore (Nov. 19):** Inactive (shoulder).

►**At Pittsburgh (Nov. 26):** Played 39 snaps and registered four tackles (all solo) and a pass defended...Broke up a slant pass to WR Martavis Bryant on Pittsburgh's opening series.

### **63 Corey Linsley, C, 4th Year, Ohio State**

• Started at center in all 38 contests he has played in during his first three seasons in the NFL (2014-16).

• Part of an offense that averaged 26.8 points per game from 2014-16, No. 2 in the league over that span behind only New England (28.6 ppg).

• Started every game in 2014, becoming the first rookie center to open every game for the Packers since the league went to a 16-game schedule in 1978.

• Was named to the PFWA's All-Rookie team in '14, the first Green Bay center to be honored since its inception in 1974.

**2017 SEASON:** Has started all 11 games at C...Has helped the offense rank No. 2 in red-zone scoring (67.7 percent), tied for No. 7 in rushing TDs (10) and tied for No. 9 in 10-play drives (20).

►**Vs. Seattle (Sept. 10):** Started at C and played all 82 snaps, helping the offense rack up 26 first downs, the top mark by the Packers in a season opener since 2002 (29 vs. Atlanta), and a 39:13 time of possession, the best mark by Green Bay since Week 7 last season vs. Chicago (39:36)... Helped protect QB Aaron Rodgers as he threw for 311 yards and a TD on 28-of-42 passing.

►**At Atlanta (Sept. 17):** Started at C and played all 76 snaps, helping to protect Rodgers as he threw for 343 yards and two TDs on 33-of-50 passing.

►**Vs. Cincinnati (Sept. 24):** Started at C and played all 70 snaps, helping to block for Rodgers as he posted his franchise-record fifth consecutive 300-yard passing game with 313 yards and three TDs with one INT on 28-of-42 passing for a 102.6 passer rating.

►**Vs. Chicago (Sept. 28):** Started at C and played all 55 snaps, helping to block for Rodgers as he threw a season-high four TD passes on 18-of-26 passing for 179 yards.

►**At Dallas (Oct. 8):** Started at C and played all 60 snaps, helping the offense rack up a season-high 160 rushing yards on 25 carries (6.4 avg.), highlighted by a 125-yard effort from rookie RB Aaron Jones on 19 attempts (6.6 avg.)...It marked just the second time in the past 14 seasons (Week 15 at Chicago in 2016) that the Packers rushed for 160-plus yards on 25 or fewer carries...Also helped protect Rodgers as he threw three TD passes, his third straight game with three-plus TD passes.

►**At Minnesota (Oct. 15):** Started at C and played all 66 snaps, one of only two offensive linemen to appear on every play (G Jahri Evans).

►**Vs. New Orleans (Oct. 22):** Started at C and played all 55 snaps, helping the offense register a season-high 181 rushing yards and a season-best two rushing TDs on 24 carries (7.5 avg.), highlighted by Jones' season-best 131 yards and a TD on 17 attempts (7.7 avg.).

►**Vs. Detroit (Nov. 6):** Started at C and played all 59 snaps, helping to protect QB Brett Hundley as he completed 26 of 38 passes for 245 yards.

►**At Chicago (Nov. 12):** Started at C and played all 66 snaps, helping the offense rush for 160 yards on 37 carries (4.3 avg.), the most rushing yards allowed by the Bears on the season...Blocked for Hundley as he completed 18 of 25 passes for 212 yards and a TD for a 110.8 passer rating.

►**Vs. Baltimore (Nov. 19):** Started at C and played all 67 snaps.

►**At Pittsburgh (Nov. 26):** Started at C and played all 55 snaps, helping to protect Hundley as he posted a career-high 134.3 passer rating by connecting on 17 of 26 passes for 245 yards and three TDs with no INTs... Threw a block on LB Ryan Shazier to help spring RB Jamaal Williams for a 54-yard TD catch on a screen pass late in the first quarter.

### **94 Dean Lowry, DE, 2nd Year, Northwestern**

• Played in 15 games as a rookie and registered 14 tackles (eight solo), two sacks, three tackles for a loss, nine QB pressures and three QB hits.

• Posted sacks in back-to-back games, recording one in Week 13 vs. Houston and one in Week 14 vs. Seattle.

• Appeared in all three postseason contests and posted two tackles (one solo) and a QB pressure.

**2017 SEASON:** Has played in all 11 games with nine starts and has registered 19 tackles (10 solo), a sack, five tackles for a loss, six QB hits and two QB pressures.

►**Vs. Seattle (Sept. 10):** Started and played 15 snaps on defense.

►**At Atlanta (Sept. 17):** Appeared on 34 plays on defense and posted three tackles (all assisted).

►**Vs. Cincinnati (Sept. 24):** Started and played 37 snaps, posting two tackles (both solo), including a tackle for a loss, and a pass defended... Stopped RB Joe Mixon for a 1-yard loss on a run on Cincinnati's opening drive of the game.

►**Vs. Chicago (Sept. 28):** Started and played a season-high 47 snaps, recording an assisted tackle and a QB hit.

►**At Dallas (Oct. 8):** Started and played 29 snaps, posting two tackles (one solo)...Chased down RB Ezekiel Elliott and tackled him near the sideline for no gain on a third-and-1 in the second quarter.

►**At Minnesota (Oct. 15):** Started and appeared on 34 plays, recording two tackles (one solo), two QB pressures and two QB hits.

►**Vs. New Orleans (Oct. 22):** Started and played 27 snaps on defense, posting a solo tackle and a QB hit...On the first play from scrimmage in the second half, fought off a block from G Josh LeRibeus to bring down RB Mark Ingram for a 2-yard loss on a run to the right.

►**Vs. Detroit (Nov. 6):** Played 29 snaps on defense and registered two tackles (both solo), two tackles for a loss and a half-sack...Early in the second quarter, blew past T Rick Wagner to get into the backfield and bring down RB Ameer Abdullah for a 2-yard loss...Early in the third quarter, bulled over TE Darren Fells to get to QB Matthew Stafford with LB Nick Perry for a shared 8-yard sack.

►**At Chicago (Nov. 12):** Started and played 18 snaps, posting an assisted tackle...Helped limit the Bears to just 55 rushing yards on 17 attempts (3.2 avg.).

►**Vs. Baltimore (Nov. 19):** Started and appeared on 29 plays, posting four tackles (three solo) and a sack...Late in the third quarter, drove back RT Austin Howard to get to QB Joe Flacco for a shared 6-yard sack with LB Ahmad Brooks.

►**At Pittsburgh (Nov. 26):** Started and played 33 snaps, finishing with two assisted tackles.

### **50 Blake Martinez, LB, 2nd Year, Stanford**

• Played in 13 games with nine starts at ILB as a rookie last season and ranked No. 5 on the team with 62 tackles (46 solo), a sack, four tackles for a loss, two QB hits, two QB pressures, an interception and five passes defended.

• Part of a run defense that ranked No. 8 in the league in rushing yards allowed per game (94.7) and No. 7 in runs of 10-plus yards allowed (37) in 2016.

• Appeared in all three postseason games with one start and recorded five tackles (four solo), including a tackle for a loss, and added a tackle on special teams.

**2017 SEASON:** Has started all 11 games and has registered a team-high 113 tackles (78 solo), nine tackles for a loss (tied for No. 1 on the team), a sack, a forced fumble, two fumble recoveries, an interception, two QB pressures, two QB hits and seven passes defended...Has added a tackle on special teams.

►**Vs. Seattle (Sept. 10):** Started and played 42 of 47 snaps, finishing with five tackles (three solo), including a tackle for a loss...Stopped RB C.J. Prosise for a 1-yard loss on a run late in the second quarter.

►**At Atlanta (Sept. 17):** Started and played 38 snaps, recording five tackles (all solo), a sack and two tackles for a loss...Late in the third quarter, came through untouched to bring down QB Matt Ryan for an 8-yard sack on third-and-4 to force the Falcons to settle for a FG...Late in the fourth quarter, came off the right side to bring down RB Devonta Freeman

for a 1-yard loss on a run.

►**Vs. Cincinnati (Sept. 24):** Started and appeared on 47 of 61 snaps, leading the team with 12 tackles (six solo) and a tackle for a loss...On Cincinnati's opening play of overtime, came up to drill RB Joe Mixon for a 2-yard loss.

►**Vs. Chicago (Sept. 28):** Started and played 45 snaps, recording eight tackles (five solo) and the first fumble recovery of his career...On Chicago's second drive of the game, recovered a fumble by QB Mike Glennon at the Green Bay 24.

►**At Dallas (Oct. 8):** Started and played 70 of 74 snaps, leading the team with 13 tackles (10 solo)...Added two QB pressures, two QB hits and a pass defended...Late in the first quarter, fought off a block from FB Keith Smith to get to QB Dak Prescott and break up his pass intended for RB Ezekiel Elliott.

►**At Minnesota (Oct. 15):** Started and played 76 of 77 snaps, leading the team with 14 tackles (12 solo), including two for a loss, and a career-best three passes defended...Stopped RB Latavius Murray for a 1-yard loss on a first-quarter run...Late in the first quarter, came up to tackle RB Jerick McKinnon after he caught a swing pass on third-and-6, stopping him for no gain at the Green Bay 48 to force a Minnesota punt...With just over four minutes remaining in the second quarter, dropped back into coverage and deflected a QB Case Keenum pass that was intercepted by CB Damarious Randall at the Green Bay 48 and returned 10 yards to help set up a Mason Crosby FG...Early in the third quarter, came up the middle to trip up Murray for a 3-yard loss on a run.

►**Vs. New Orleans (Oct. 22):** Started and appeared on 75 of 76 snaps, pacing the team with 15 tackles (13 solo)...Added a tackle on special teams.

►**Vs. Detroit (Nov. 6):** Started and played all 68 snaps, leading the team in tackles for the fourth straight game with 12 stops (eight solo)...Recorded the first forced fumble of his career, punching the ball out from RB Ameer Abdullah on the first play of the fourth quarter on a run up the middle, a fumble that was recovered by Detroit...Helped limit the Lions to just 64 rushing yards on 33 carries (1.9 avg.), just the fourth time since the 1970 AFL-NFL merger that the Packers allowed 65 or fewer rushing yards on 30-plus attempts by an opponent.

►**At Chicago (Nov. 12):** Started and played all 60 snaps, recording three tackles (two solo), a tackle for a loss and a pass defended...Broke up a QB Mitchell Trubisky pass intended for RB Tarik Cohen late in the first quarter, nearly making the interception.

►**Vs. Baltimore (Nov. 19):** Started and was one of three defensive players to appear on all 59 snaps...Led the team with nine tackles (four solo), including a stop of RB Alex Collins for a 6-yard loss on a short pass early in the second quarter...Helped limit the Ravens to just 58 rushing yards on 26 carries (2.2 avg.).

►**At Pittsburgh (Nov. 26):** Started and played all 74 snaps, leading the team with a career-best 17 tackles (10 solo) along with a tackle for a loss, an interception, a fumble recovery and two passes defended...Midway through the third quarter, made a sliding interception of a QB Ben Roethlisberger pass that had been deflected at the line by LB Ahmad Brooks, making the INT at the Pittsburgh 48 and returning it 3 yards to the 45...Was involved in another takeaway early in the fourth quarter when he recovered a RB Le'Veon Bell fumble that was forced by S Morgan Burnett at the Green Bay 34...On the next series, tripped up Bell for a 3-yard loss on a run to the right.

## **52 Clay Matthews, LB, 9th Year, Southern California**

• Has earned six Pro Bowl selections in his eight-year career, two more than any Packers linebacker and tied with DE Reggie White for the second-most selections by a defensive player in team history, trailing only S Willie Wood (eight).

• Ranks No. 1 on the Packers' all-time list (since 1982) with 75.0 career sacks after surpassing DE Kabeer Gbaja-Biamila (74.5) in Week 4 this season. Is tied for No. 1 in franchise history (since 1982) with four 10-sack seasons (White and Gbaja-Biamila).

• Became the first player in franchise history to earn Pro Bowl recognition in each of his first four seasons in the league (2009-12).

**2017 SEASON:** Has started all 10 games he has played in and has

posted 36 tackles (26 solo), nine tackles for a loss (tied for No. 1 on the team), 3.5 sacks, a fumble recovery, eight QB hits (No. 3 on the team) and 13 QB pressures (No. 3 on the team).

►**Vs. Seattle (Sept. 10):** Started at LOLB and played 43 of 49 snaps, posting two tackles (both solo) and a QB pressure.

►**At Atlanta (Sept. 17):** Opened at LOLB and appeared on 52 of 58 plays, finishing with five tackles (all solo), 1.5 sacks, three tackles for a loss, three QB pressures and a QB hit...On Atlanta's second possession, came around on a stunt to get past T Ty Sambrailo on his way to a shared 11-yard sack of QB Matt Ryan with LB Joe Thomas...Early in the second quarter, blew past Sambrailo to team with DT Quinton Dial as they brought down RB Tevin Coleman for a 2-yard loss on a run...Later in the second quarter, shed a block from G Wes Schweitzer on his way to a 10-yard sack of Ryan on third down as the Falcons were forced to settle for a FG.

►**Vs. Cincinnati (Sept. 24):** Started at ROLB and played 49 of 61 snaps...Registered three tackles (all solo).

►**Vs. Chicago (Sept. 28):** Started at LOLB and appeared on 45 plays, finishing with three tackles (all solo), a sack, a forced fumble, a QB pressure and two QB hits...Became the all-time franchise leader in sacks (since 1982) on the Bears' first offensive play when he beat TE Dion Sims to get to QB Mike Glennon, punching the ball out on the sack, a fumble that was recovered by LB Jake Ryan at the Chicago 3 to set up a Green Bay TD...The sack was the 75th of his career as he moved past Gbaja-Biamila (74.5).

►**At Dallas (Oct. 8):** Started at ROLB and registered six tackles (five solo), a tackle for a loss and a pass defended...On the Cowboys' opening drive, fought off a block from T Tyron Smith to bring down RB Ezekiel Elliott for a 4-yard loss on a first-down run...Early in the fourth quarter, drilled TE Jason Witten to break up a short pass over the middle from QB Dak Prescott.

►**At Minnesota (Oct. 15):** Started at ROLB and played 65 snaps, finishing with two tackles (both solo), including a tackle for a loss, a fumble recovery and two QB hits...Early in the second quarter, scooped up a RB Jerick McKinnon fumble at the Green Bay 19, one that was forced by DT Kenny Clark, and returned it down the sideline 63 yards to the Minnesota 18, setting up a 14-yard TD pass from QB Brett Hundley to WR Davante Adams three plays later.

►**Vs. New Orleans (Oct. 22):** Started at LOLB and appeared on 57 snaps, posting six tackles (three solo), a tackle for a loss and a QB pressure...Early in the fourth quarter, blew by T Ryan Ramczyk to get into the backfield and tackle RB Mark Ingram for a 3-yard loss.

►**Vs. Detroit (Nov. 6):** Started at LOLB and played 42 snaps, recording four tackles (one solo), a QB hit and a QB pressure.

►**At Chicago (Nov. 12):** Started at LOLB and appeared on 52 of 60 defensive plays, registering four tackles (one solo), a tackle for a loss, a pass defended, three QB pressures and a QB hit...Tripped up RB Jordan Howard for a 1-yard loss on a run in the second quarter despite being held by TE Adam Shaheen...Late in the first half, came across the field to get a piece of QB Mitchell Trubisky's pass intended for WR Kendall Wright...Helped limit the Bears to just 55 rushing yards on 17 attempts (3.2 avg.).

►**Vs. Baltimore (Nov. 19):** Started at ROLB, but was limited to just 13 snaps before departing the game early in the second quarter due to a groin injury...On Baltimore's first possession, blew by LT James Hurst on the outside to sack QB Joe Flacco for an 8-yard loss on third down...Added a QB hit and a QB pressure.

►**At Pittsburgh (Nov. 26):** Inactive (groin).

## **32 Devante Mays, RB, Rookie, Utah State**

• Rushed for 1,225 yards and 12 TDs on 202 carries (6.1 avg.) in two seasons at Utah State (2015-16), appearing in 19 games with eight starts.

• Was limited to just six games as a senior in 2016 due to knee and ankle injuries, but rushed for a career-high 208 yards on just 18 carries (11.6 avg.) and matched his career best with three rushing TDs in the season opener vs. Weber State.

• Led the Aggies in rushing yards (966), rushing attempts (165) and rushing TDs (nine) as a junior in 2015, ranking third in the conference in yards per carry (5.9 avg.).

**2017 SEASON:** Has played in four games, seeing limited time on offense and special teams...Has three carries for -1 yard (-0.3 avg.)...Dressed, but

did not play, in three games and has been inactive for four other contests.

►**Vs. Seattle (Sept. 10):** Appeared on one play on special teams in his NFL debut.

►**At Atlanta (Sept. 17):** Inactive (healthy scratch).

►**Vs. Cincinnati (Sept. 24):** Played 11 snaps on special teams.

►**Vs. Chicago (Sept. 28):** Inactive (healthy scratch).

►**At Dallas (Oct. 8):** Appeared on eight plays on special teams.

►**At Minnesota (Oct. 15):** Dressed, but did not play.

►**Vs. New Orleans (Oct. 22):** Inactive (healthy scratch).

►**Vs. Detroit (Nov. 6):** Dressed, but did not play.

►**At Chicago (Nov. 12):** Inactive (healthy scratch).

►**Vs. Baltimore (Nov. 19):** Saw his first NFL action from scrimmage, carrying the ball three times for -1 yard.

►**At Pittsburgh (Nov. 26):** Dressed, but did not play.

#### **64 Justin McCray, G, First Year, Central Florida**

• Signed by Green Bay as a free agent on March 29, 2017. Entered the league as an undrafted free agent with the Tennessee Titans in 2014 and spent that season on Tennessee's practice squad.

• Played for the Orlando Predators of the Arena Football League in 2016.

• Appeared in 45 games with 32 starts in four seasons at Central Florida (2010-13), with 23 of the starts coming at RG.

**2017 SEASON:** Has played in 10 games with six starts (four at RT, two at LG)...Has helped the offense rank No. 2 in red-zone scoring (67.7 percent), tied for No. 7 in rushing TDs (10) and tied for No. 9 in 10-play drives (20).

►**Vs. Seattle (Sept. 10):** Played five snaps on special teams in his NFL debut.

►**At Atlanta (Sept. 17):** Made his first career NFL start, opening at RT in place of an injured Bryan Bulaga (ankle) with T Kyle Murphy starting at LT in place of David Bakhtiari (hamstring)...Played all 76 snaps, helping to protect QB Aaron Rodgers as he threw for 343 yards and two TDs on 33-of-50 passing.

►**Vs. Cincinnati (Sept. 24):** Played 25 snaps on offense, appearing on two plays at LG in place of an injured Lane Taylor late in the first half and then the final 23 snaps of the game at RT in place of an injured Bulaga (ankle).

►**Vs. Chicago (Sept. 28):** Started at RT in place of Bulaga (ankle) and played all 55 snaps, helping to block for Rodgers as he threw a season-high four TD passes on 18-of-26 passing for 179 yards.

►**At Dallas (Oct. 8):** Started at LG with Lane Taylor sliding over to start at LT in place of Bakhtiari (hamstring)...Played all 60 snaps and helped the offense rack up a season-high 160 rushing yards on 25 carries (6.4 avg.), highlighted by a 125-yard effort from rookie RB Aaron Jones on 19 attempts (6.6 avg.)...It marked just the second time in the past 14 seasons (Week 15 at Chicago in 2016) that the Packers rushed for 160-plus yards on 25 or fewer carries...Also helped protect Rodgers as he threw three TD passes, his third straight game with three-plus TD passes.

►**At Minnesota (Oct. 15):** Did not start, but played 51 of 66 snaps in reserve duty, appearing at three different positions on the offensive line...Took over at LG for an injured Taylor (knee/ankle) early in the second quarter (13 snaps) before kicking out to RT for an injured Bulaga (concussion) for the third quarter (six snaps)...Moved to LT for the fourth quarter in place of an injured David Bakhtiari (hamstring), appearing on 32 snaps.

►**Vs. New Orleans (Oct. 22):** Started at LG in place of an injured Taylor (ankle) and played all 55 snaps...Helped the offense register a season-high 181 rushing yards and a season-best two rushing TDs on 24 carries (7.5 avg.), highlighted by Jones' season-best 131 yards and a TD on 17 attempts (7.7 avg.).

►**Vs. Detroit (Nov. 6):** Played the final 17 snaps of the game at RT in place of an injured Bulaga (knee).

►**At Chicago (Nov. 12):** Started at RT in place of an injured Bulaga (knee) and played all 66 snaps, helping the offense rush for 160 yards on 37 carries (4.3 avg.), the most rushing yards allowed by the Bears on the season...Blocked for Hundley as he completed 18 of 25 passes for 212 yards and a TD for a 110.8 passer rating.

►**Vs. Baltimore (Nov. 19):** Started at RT and played the first 45 snaps of the game before departing late in the third quarter due to a knee injury.

►**At Pittsburgh (Nov. 26):** Was active, but did not see any action.

#### **88 Ty Montgomery, RB, 3rd Year, Stanford**

• Made the transition from WR to RB last season, appearing in 15 games with six starts and leading the team with 457 rushing yards and three TDs on just 77 carries (5.9 avg.).

• Among NFL running backs with 75-plus carries, ranked No. 1 in the league in 2016 with an average of 5.94 yards per carry. That average also ranks No. 2 in franchise single-season history (min. 75 att.) behind only QB Tobin Rote's 6.88-yard average in 1951 (76-523).

• Was the only player in the NFL last season with 75-plus rushing attempts, 40-plus receptions and 15-plus kickoff returns, also becoming the first player in team history to eclipse each of those marks in a single season.

• Rushed for a career-high 162 yards and two TDs on just 16 carries (10.1 avg.) last season at Chicago in Week 15, the best yardage output by a Packer since RB Samkon Gado ran for 171 yards vs. Detroit on Dec. 11, 2005.

**2017 SEASON:** Has played in eight games with five starts and has rushed for 273 yards and three TDs on 71 carries (3.8 avg.)...Has also posted 23 receptions for 173 yards (7.5 avg.) and a TD.

►**Vs. Seattle (Sept. 10):** Started and posted a career-high 19 carries for 54 yards (2.8 avg.) and a TD...Scored on a 6-yard run early in the third quarter, giving Green Bay a 7-3 lead that it would not relinquish...Added four receptions for 39 yards (9.8 avg.), including a 20-yard reception early in the fourth quarter...Caught a swing pass from QB Aaron Rodgers, made CB Justin Coleman miss and then broke a tackle by S Earl Thomas to pick up extra yardage to the Seattle 44.

►**At Atlanta (Sept. 17):** Rushed for 35 yards and a TD on 10 carries (3.5 avg.), his second straight game with a rushing TD, and added 75 yards and a TD on six receptions (12.5 avg.)...It marked the first time in his career that he posted a rushing TD and a receiving TD in the same game, and he became the first Packer to do so since RB James Starks (vs. Dallas, Dec. 13, 2015)...Became the first Packer to record 75-plus yards receiving, a receiving TD and a rushing TD in the same game since RB Dorsey Levens (92 receiving yards, one receiving TD, two rushing TDs) at Indianapolis on Nov. 16, 1997...On Green Bay's opening drive, came out of the slot to catch a quick pass from Rodgers in the flat, taking it down the sideline for a 23-yard gain to the Atlanta 2...Two plays later, took it in for a 1-yard run off left end to even the game at 7...In the fourth quarter, caught a quick pass from Rodgers, made LB De'Vondre Campbell miss and then took it down the sideline for a 23-yard gain to the Green Bay 38...Would cap the drive off with a 1-yard TD catch on a shovel pass from Rodgers, the 300th career TD pass of Rodgers' career.

►**Vs. Cincinnati (Sept. 24):** Led the team with 35 rushing yards on 12 carries (2.9 avg.) and paced the team with eight receptions for 15 yards (1.9 avg.).

►**Vs. Chicago (Sept. 28):** Started and rushed for 28 yards on five carries (5.6 avg.) on the opening drive, but was forced to leave the game after just five snaps due to a rib injury and did not return.

►**At Dallas (Oct. 8):** Inactive (ribs).

►**At Minnesota (Oct. 15):** Returned to the starting lineup and rushed for 28 yards on 10 carries (2.8 avg.), adding a 3-yard reception.

►**Vs. New Orleans (Oct. 22):** Rushed for 6 yards on four carries (1.5 avg.) and posted a 9-yard reception.

►**Vs. Detroit (Nov. 6):** Led the offense with 33 rushing yards on five attempts (6.6 avg.) and added an 18-yard reception in 24 snaps of action...Late in the first half, picked up 18 yards on a screen pass to the Detroit 35 to help set up K Mason Crosby's 35-yard field goal as time expired in the first half.

►**At Chicago (Nov. 12):** Recorded 54 rushing yards and a TD on just six carries (9.0 avg.), but was limited to just 14 snaps before leaving the game late in the first half due to injury (ribs)...Found a hole and took it up the middle to go untouched for a 37-yard TD early in the second quarter, the longest TD run of his career...It marked his fourth career run of 30-plus yards, with all four coming against the Bears.

►**Vs. Baltimore (Nov. 19):** Inactive (ribs).

►**At Pittsburgh (Nov. 26):** Inactive (ribs).

### **68 Kyle Murphy, T, 2nd Year, Stanford**

- Played in three games as a rookie in 2016, seeing limited action at right guard and as an extra lineman.
- Dressed and did not play in one other game last season and was inactive for the other 12 contests (healthy scratch). Also was inactive for all three postseason games.

**2017 SEASON:** Started the first three games of the season, opening two at LT and one at RT...Was placed on injured reserve (foot) on Sept. 26.

►**Vs. Seattle (Sept. 10):** Made his first career start in the NFL, opening at RT in place of an injured Bryan Bulaga (ankle)...Played all 82 snaps, helping the offense rack up 26 first downs, the top mark by the Packers in a season opener since 2002 (29 vs. Atlanta), and a 39:13 time of possession, the best mark by Green Bay since Week 7 last season vs. Chicago (39:36)...Helped protect QB Aaron Rodgers as he threw for 311 yards and a TD on 28-of-42 passing.

►**At Atlanta (Sept. 17):** Started for the second straight week, making his first career start at LT as he opened in place of injured David Bakhtiari (hamstring)...Played all 76 snaps, helping to protect Rodgers as he threw for 343 yards and two TDs on 33-of-50 passing.

►**Vs. Cincinnati (Sept. 24):** Started for the third straight game, opening at LT in place of an injured Bakhtiari (hamstring)...Helped to block for Rodgers as he posted his franchise-record fifth consecutive 300-yard passing game with 313 yards and three TDs with one INT on 28-of-42 passing for a 102.6 passer rating.

### **87 Jordy Nelson, WR, 10th Year, Kansas State**

- Returned to action last season after missing the entire 2015 campaign (knee), catching 97 passes for 1,257 yards (13.0 avg.) and a league-leading 14 TDs on his way to winning the NFL Comeback Player of the Year from *The Associated Press*, the first Packer to earn the honor.
- Ranks No. 3 in franchise history in receptions (535), No. 5 in receiving yards (7,759), No. 2 in TD receptions (69) and No. 3 in 100-yard receiving games (25).
- Is one of only two players in franchise history (WR Sterling Sharpe, 1992-94) to register three straight seasons with 85-plus receptions (2013-14, 2016).
- Is the only player in team annals to record three seasons with 13-plus TD receptions (2011, 2014, 2016) and is the only active player in the league to do so.
- Has posted 1,250-plus receiving yards and 13-plus TD catches in the same season three times in his career (2011, 2014, 2016), the fourth most in NFL history behind only Jerry Rice (six), Randy Moss (five) and Terrell Owens (four).
- Is tied for No. 2 in the NFL with 63 TD receptions since 2011 despite missing the entire 2015 season due to injury.

**2017 SEASON:** Has started all 11 games and has 38 receptions for 393 yards (10.3 avg.) and six TDs...Is tied for No. 11 in the NFL in TD catches.

►**Vs. Seattle (Sept. 10):** Started and played 76 of 82 snaps, posting seven receptions for 79 yards (11.3 avg.) and a TD...Late in the third quarter, came out of the slot and got past LB Bobby Wagner and S Earl Thomas to make a 32-yard TD grab down the middle of the field on a free play for the Packers (12 men on the field for Seattle)...Posted his 500th career reception (1-yard reception in the second quarter), becoming just the fourth player in franchise history (Donald Driver, Sharpe, James Lofton) to reach that mark...Registered six-plus catches in his seventh consecutive regular-season game, a career high and the longest by a Packer since Sharpe's 13-game streak in 1993-94.

►**At Atlanta (Sept. 17):** Started, but departed the game after just seven snaps due to a quadriceps injury, and did not return.

►**Vs. Cincinnati (Sept. 24):** Started and played 67 of 70 snaps, posting six receptions for 52 yards (8.7 avg.) and two TDs...With the two TD grabs, moved past Sharpe (65) for No. 2 on the all-time franchise list for TD catches...His first TD grab came on the opening drive of the third quarter, a 1-yard catch from a scrambling Rodgers...His second TD came with 17 seconds remaining, a 3-yarder from Rodgers near the pylon as he made the diving catch with CB Dre Kirkpatrick in coverage.

►**Vs. Chicago (Sept. 28):** Started and played 51 of 55 snaps, leading the team with 75 receiving yards and two TDs on four catches (18.8 avg.)...

It marked his second straight game with two TD receptions, only the third time in his career that he had accomplished that feat (Weeks 10-11, 16-17 in 2011)...In the second quarter, beat DB Marcus Cooper Sr. down the seam to make a leaping 58-yard reception in the middle of the field, hauling the ball in at the Chicago 16 before taking it down the sideline to the 2-yard line to set up RB Aaron Jones' TD run on the next play...Late in the third quarter, caught a quick pass from Rodgers in the flat and took it in untouched for the 4-yard TD...On the first play of the fourth quarter, came out of the slot on third down to make a wide-open catch in the back corner of the end zone for an 8-yard TD.

►**At Dallas (Oct. 8):** Started and played 49 snaps, posting a TD catch for the third straight game...On the opening play of the fourth quarter, made a wide-open 10-yard catch in the middle of the end zone on a play-action pass from Rodgers.

►**At Minnesota (Oct. 15):** Started and played 61 of 66 snaps, finishing with a team-high six catches for a team-best 60 receiving yards (10.0 avg.)...Late in the first half, made a 26-yard grab near the sideline on a back-shoulder throw with CB Trae Waynes in coverage, helping to set up a Mason Crosby FG.

►**Vs. New Orleans (Oct. 22):** Started and appeared on 51 of 55 plays, posting a 13-yard reception.

►**Vs. Detroit (Nov. 6):** Started and played 49 of 59 snaps, recording four receptions for 35 yards (8.8 avg.).

►**At Chicago (Nov. 12):** Started and played 64 of 66 snaps, hauling in three passes for 20 yards (6.7 avg.), with two of the catches picking up first downs...Came down from the slot to seal DB Eddie Jackson on RB Ty Montgomery's 37-yard TD run in the second quarter.

►**Vs. Baltimore (Nov. 19):** Started and appeared on 62 of 67 snaps, catching two passes for 24 yards (12.0 avg.)...Brought his career reception total to 532 as he moved past Lofton (530) for No. 3 in franchise history...On the first play from scrimmage, came across the field to make a 17-yard grab near the sideline to the Green Bay 49.

►**At Pittsburgh (Nov. 26):** Started and played 52 of 55 snaps, hauling in three passes for 11 yards (3.7 avg.).

### **98 Chris Odom, LB, Rookie, Arkansas State**

- Was claimed off waivers from the Atlanta Falcons in September 2017. Was originally signed by Atlanta as an undrafted free agent in May 2017.
- Earned first-team All-Sun Belt recognition as a senior in 2016 after registering 53 tackles (28 solo), 12.5 sacks, 17.5 tackles for a loss and four forced fumbles.

**2017 SEASON:** Has played in six games, seeing time on defense and special teams...Has recorded eight tackles (three solo), a tackle for a loss, a QB hit and a QB pressure.

►**Vs. Seattle (Sept. 10):** Appeared on one play on special teams in his NFL debut.

►**At Atlanta (Sept. 17):** Was active, but did not see any action.

►**Vs. Cincinnati (Sept. 24):** Saw the first defensive action of his NFL career, appearing on eight plays and posting two tackles (one solo) and a QB pressure.

►**Vs. Chicago (Sept. 28):** Appeared on eight plays on defense and five on special teams.

►**At Dallas (Oct. 8):** Inactive (healthy scratch).

►**At Minnesota (Oct. 15):** Appeared on one play on defense.

►**Vs. New Orleans (Oct. 22):** Played a season-high 21 snaps on defense, posting a season-best three tackles (one solo).

►**Vs. Detroit (Nov. 6):** Appeared on 11 plays on defense and posted three tackles (one solo), including a tackle for a loss, and a QB hit...Late in the fourth quarter, tackled T Brian Mihalik for a 4-yard loss after Mihalik hauled in a QB Matthew Stafford pass that had been deflected near the line of scrimmage by LB Kyler Fackrell.

►**At Chicago (Nov. 12):** Inactive (healthy scratch).

►**Vs. Baltimore (Nov. 19):** Inactive (healthy scratch).

►**At Pittsburgh (Nov. 26):** Dressed, but did not play.

### **77 Adam Pankey, G/T, Rookie, West Virginia**

- Signed with the Packers as an undrafted free agent in May 2017 after playing in 45 games with 36 starts in four seasons at West Virginia.
- Earned second-team All-Big 12 honors as a senior in 2016, blocking for an offense that gained 6,312 yards, including 2,969 rushing yards on 574 attempts (5.2 avg.), and ranked No. 2 in the conference in sacks allowed.

**2017 SEASON:** Has dressed, but did not see any action, in four games, and has been inactive for six contests...Spent the first week of the season on the team's practice squad before being signed to the 53-man roster on Sept. 13.

- ▶ **At Atlanta (Sept. 17):** Dressed, but did not play.
- ▶ **Vs. Cincinnati (Sept. 24):** Dressed, but did not see any action.
- ▶ **Vs. Chicago (Sept. 28):** Was active, but did not see any action.
- ▶ **At Dallas (Oct. 8):** Inactive (healthy scratch).
- ▶ **At Minnesota (Oct. 15):** Inactive (healthy scratch).
- ▶ **Vs. New Orleans (Oct. 22):** Inactive (healthy scratch).
- ▶ **Vs. Detroit (Nov. 6):** Inactive (healthy scratch).
- ▶ **At Chicago (Nov. 12):** Dressed, but did not see any action.
- ▶ **Vs. Baltimore (Nov. 19):** Inactive (healthy scratch).
- ▶ **At Pittsburgh (Nov. 26):** Inactive (healthy scratch).

### **62 Lucas Patrick, G, First Year, Duke**

- Spent the entire 2016 on Green Bay's practice squad after originally signing with the team as an undrafted free agent in June 2016.
- Lettered four years at Duke, seeing action in 44 games with 26 starts. Finished out his career with 21 consecutive starts at LG.

**2017 SEASON:** Has played in nine games with one start, seeing action on offense and special teams.

- ▶ **Vs. Seattle (Sept. 10):** Inactive (healthy scratch).
- ▶ **At Atlanta (Sept. 17):** Played seven snaps on special teams.
- ▶ **Vs. Cincinnati (Sept. 24):** Appeared on five plays on special teams.
- ▶ **Vs. Chicago (Sept. 28):** Made his first NFL start, opening at LG with G Lane Taylor shifting to LT in place of an injured David Bakhtiari (hamstring)...Played all 55 snaps and helped to block for Rodgers as he threw a season-high four TD passes on 18-of-26 passing for 179 yards.
- ▶ **At Dallas (Oct. 8):** Appeared on five plays on special teams.
- ▶ **At Minnesota (Oct. 15):** Played LG for the second half (38 snaps) in place of an injured Taylor (knee/ankle) and after Justin McCray moved to RT in place of an injured Bryan Bulaga (concussion).
- ▶ **Vs. New Orleans (Oct. 22):** Appeared on four plays on special teams.
- ▶ **Vs. Detroit (Nov. 6):** Played four snaps on special teams.
- ▶ **At Chicago (Nov. 12):** Appeared on nine plays on special teams.
- ▶ **Vs. Baltimore (Nov. 19):** Played five snaps on special teams and saw defensive action for the first time in his NFL career, appearing on one snap at DT late in the fourth quarter.
- ▶ **At Pittsburgh (Nov. 26):** Inactive (hand).

### **59 Taybor Pepper, LS, Rookie, Michigan State**

- Was with the Packers during the offseason in 2017 and also spent time with the Baltimore Ravens during the 2017 preseason.
- Served as the long snapper at Michigan State for four seasons (2012-15), appearing in 54 career games with the Spartans.

**2017 SEASON:** Played in four games...Was signed by Green Bay on Sept. 25...Was placed on injured reserve on Nov. 3 after sustaining a foot injury in practice on Nov. 2.

- ▶ **Vs. Chicago (Sept. 28):** Made his NFL debut, snapping for Mason Crosby's five extra points and Justin Vogel's five punts.
- ▶ **At Dallas (Oct. 8):** Handled snapping duties for all punts and place-kicks.
- ▶ **At Minnesota (Oct. 15):** Snapped for Crosby's 26-yard FG and for Vogel's six punts, including his career-high four inside the 20.
- ▶ **Vs. New Orleans (Oct. 22):** Snapped for Crosby's 46-yard FG and Vogel's five punts (46.2-yard net, 47.6-yard gross).

### **53 Nick Perry, LB, 6th Year, Southern California**

- Appeared in 14 games with 12 starts in 2016 and led the team with a career-high 11 sacks, which was tied for No. 8 in the NFL. Also posted a career-best 60 tackles (43 solo), 15 QB hits (No. 2 on the team), four passes defended and the first INT of his career.

- Has registered a two-sack game in each of the last four seasons (2013-2016), the only Packer to do so over that span.

- His seven career postseason sacks rank No. 3 in franchise history (since 1982) behind LB Clay Matthews (11) and DE Reggie White (eight). Since entering the league in 2012, Perry's seven postseason sacks are the most in the NFL over that span.

- Tied the franchise record for sacks in a single postseason (Matthews, 2010) with 3.5 in the 2015 playoffs.

- Is tied for No. 10 in the NFL with 18 sacks since the start of the 2016 season.

**2017 SEASON:** Has played in 10 games with nine starts and has posted 36 tackles (23 solo), a team-high 7.0 sacks, eight tackles for a loss (No. 3 on the team), a forced fumble, a fumble recovery, a team-best 15 QB hits, a team-high 19 QB pressures and a pass defended.

- ▶ **Vs. Seattle (Sept. 10):** Started at ROLB and played 42 of 49 snaps, recording seven tackles (three solo), two tackles for a loss, 1.5 sacks, a pass defended, six QB pressures and four QB hits...It marked his third straight regular-season game with at least one sack and gave him 4.5 sacks over his past three games...On Seattle's third play from scrimmage, knocked back LT Rees Odhiambo to get to QB Russell Wilson as he brought him down for a 6-yard sack on third down...Beat Odhiambo on Seattle's opening play of the second half as he teamed with DT Mike Daniels to sack Wilson for a 10-yard loss.

- ▶ **At Atlanta (Sept. 17):** Started at ROLB and appeared on 53 of 58 snaps, finishing with four tackles (three solo), three QB hits and two QB pressures.

- ▶ **Vs. Cincinnati (Sept. 24):** Inactive (hand).

- ▶ **Vs. Chicago (Sept. 28):** Saw 33 snaps of action, playing with a club on his injured hand, and posted four tackles (three solo), a QB hit and a QB pressure.

- ▶ **At Dallas (Oct. 8):** Started at LOLB and appeared on 48 plays, finishing with three tackles (two solo), a sack, a forced fumble, a fumble recovery, two QB pressures and a QB hit...On the final play of the first half, beat T Tyron Smith to sack QB Dak Prescott and force a fumble, one that was recovered by the Cowboys...Was credited with a fumble recovery on the final play of the game when he picked up a lateral thrown by TE Jason Witten.

- ▶ **At Minnesota (Oct. 15):** Started at LOLB, appearing on 57 snaps and posting three tackles (one solo).

- ▶ **Vs. New Orleans (Oct. 22):** Started at ROLB and registered three tackles (two solo) and a sack...Late in the first half, bowled over T Terron Armstead and drilled QB Drew Brees for a 7-yard sack.

- ▶ **Vs. Detroit (Nov. 6):** Opened at ROLB and played 38 snaps, recording three tackles (all solo), a tackle for a loss, and a half-sack...Early in the third quarter, made an inside move to beat T Rick Wagner as he got to QB Matthew Stafford with DE Dean Lowry for a shared 8-yard sack...Later in the third quarter, stopped RB Ameer Abdullah for a 1-yard loss on a run to the left.

- ▶ **At Chicago (Nov. 12):** Started at ROLB and registered a career-high three sacks, becoming the first Packer to post three-plus sacks in a game since LB A.J. Hawk had three at Baltimore on Oct. 13, 2013...In the second quarter, posted two of his sacks in a three-play span, bringing down QB Mitchell Trubisky for a 5-yard loss on first down and then again for a 2-yard loss on third down to force a Chicago punt...Posted his third sack of the afternoon when he chased down Trubisky for an 8-yard loss late in the third quarter...Finished with six tackles (all solo) and a QB pressure.

- ▶ **Vs. Baltimore (Nov. 19):** Started at LOLB and played 39 snaps, posting an assisted tackle, a team-best five QB hits and two QB pressures...Early in the second quarter, blew by LT James Hurst to hit QB Joe Flacco and force an incomplete pass.

- ▶ **At Pittsburgh (Nov. 26):** Started at LOLB and played 50 snaps, leading the team with four QB pressures along with two tackles (both assisted) and a QB hit.



### **41 Lenzy Pipkins, CB, Rookie, Oklahoma State**

- Signed by Green Bay as an undrafted free agent in May 2017.
- Played in 47 games with 22 starts over four seasons at Oklahoma State (2016) and Louisiana-Monroe (2013-15).

**2017 SEASON:** Has played in seven games, seeing time on defense and special teams...Has posted eight tackles (four solo), including a tackle for a loss, on defense and a tackle on special teams.

- ▶**Vs. Seattle (Sept. 10):** Inactive (healthy scratch).
- ▶**At Atlanta (Sept. 17):** Inactive (healthy scratch).
- ▶**Vs. Cincinnati (Sept. 24):** Made his NFL debut, appearing on 17 plays on special teams.
- ▶**Vs. Chicago (Sept. 28):** Inactive (healthy scratch).
- ▶**At Dallas (Oct. 8):** Inactive (healthy scratch).
- ▶**At Minnesota (Oct. 15):** Saw the most significant action of his career, appearing on 46 plays on defense with several injuries in the secondary...Registered eight tackles (four solo), including a tackle for a loss...Midway through the fourth quarter, came up to tackle RB Jerick McKinnon for a 6-yard loss at the Minnesota 10 on a swing pass from QB Case Keenum...Added a tackle on special teams.
- ▶**Vs. New Orleans (Oct. 22):** Appeared on five plays on special teams.
- ▶**Vs. Detroit (Nov. 6):** Played one snap on defense and three on special teams.
- ▶**At Chicago (Nov. 12):** Appeared on 11 plays on special teams.
- ▶**Vs. Baltimore (Nov. 19):** Played eight snaps on special teams.
- ▶**At Pittsburgh (Nov. 26):** Appeared on eight plays on special teams.

### **23 Damarious Randall, CB, 3rd Year, Arizona State**

• Saw action in 10 games with nine starts in 2016 and was tied for No. 2 on the team with three interceptions. Ranked No. 11 in the league with 91 return yards on his INTs.

- Played in 15 games with nine starts (six at LCB, two at RCB, one in the slot) in 2015 and tied for the team lead and No. 2 among NFL rookies with three interceptions, including one he returned for a TD. Finished with a team-best 16 passes defended.
- Named the NFL's Defensive Rookie of the Month for November 2015, joining CB Casey Hayward (October 2012) as the only Green Bay defensive backs to win the award.

**2017 SEASON:** Has played in all 11 games with nine starts (four at LCB, four at RCB, one as the third CB) and has posted 48 tackles (39 solo), four tackles for a loss, a career-high four interceptions, a fumble recovery and a team-high nine passes defended...Is tied for No. 3 in the NFL in interceptions...Has posted three-plus INTs in each of his first three seasons (2015-17), one of only six players in franchise history (since 1940) to do so and the first since CB Tim Lewis (1983-85).

- ▶**Vs. Seattle (Sept. 10):** Started at RCB and played 40 of 49 snaps, finishing with seven tackles (all solo) and a pass defended...In the third quarter on second-and-goal at the Green Bay 3, broke up a QB Russell Wilson pass in the flat intended for WR Paul Richardson...Helped limit Wilson to a 69.7 passer rating as he completed just 14 of 27 passes for 158 yards with no TDs.
- ▶**At Atlanta (Sept. 17):** Opened at RCB and appeared on 28 plays, posting three tackles (two solo).
- ▶**Vs. Cincinnati (Sept. 24):** Started at LCB and played 52 of 61 snaps, recording five tackles (four solo) with a tackle for a loss...Late in the first quarter, came up to bring down RB Joe Mixon for a 6-yard loss on a run.
- ▶**Vs. Chicago (Sept. 28):** Started at LCB and played 29 snaps, posting five tackles (all solo), including a tackle for a loss...Came up to knock RB Tarik Cohen out of bounds for a 1-yard loss on a run late in the first quarter.
- ▶**At Dallas (Oct. 8):** Played 60 of 74 snaps, posting three tackles (one solo), an interception and two passes defended...Early in the fourth quarter, intercepted a QB Dak Prescott pass that went off the hands of WR Terrance Williams at the Dallas 21, returning the pick 21 yards for the TD to give the Packers a 28-24 lead...It was the second INT return for a TD in his career and the first for Green Bay since his 43-yard return for a TD at Oakland on Dec. 20, 2015...On the Cowboys' next drive, broke up a deep pass down the sideline from Prescott intended for Williams.
- ▶**At Minnesota (Oct. 15):** Started at LCB and appeared on 59 plays,

posting five tackles (four solo) and an interception...Registered an INT for the second straight game, the second time he has done so in his career (Weeks 8-9, 2015), as he picked off a QB Case Keenum pass late in the second quarter that had been deflected by LB Blake Martinez...Made the interception at the Green Bay 48 and returned it 10 yards to help set up a Mason Crosby FG.

- ▶**Vs. New Orleans (Oct. 22):** Played 48 snaps and registered two tackles (both solo) and an INT...On the Saints' opening drive, covered WR Brandon Coleman down the seam and came underneath him to intercept QB Drew Brees' pass intended for Coleman in the end zone, marking the third straight game Randall had posted an INT...Became the first Packer to register an INT in three consecutive games since CB Casey Hayward in 2012 (Weeks 5-7).
- ▶**Vs. Detroit (Nov. 6):** Started as the third CB and played 52 snaps, recording four tackles (all solo), two tackles for a loss, a fumble recovery and a pass defended...On Detroit's first play from scrimmage, came up from the slot to bring down RB Ameer Abdullah for a 2-yard loss on a run to the left...In the third quarter, posted his first career fumble recovery as he fell on Abdullah's fumble at the Green Bay 27 that was forced by LB Jake Ryan...It marked his fourth straight game with a takeaway.
- ▶**At Chicago (Nov. 12):** Started at LCB and played 58 of 60 snaps, posting three tackles (all solo).
- ▶**Vs. Baltimore (Nov. 19):** Started at RCB and played 45 snaps, finishing with four tackles (two solo).
- ▶**At Pittsburgh (Nov. 26):** Started at RCB and appeared on 66 of 74 snaps, posting seven tackles (five solo), an interception and a career-high three passes defended...Late in the first quarter, made a diving interception off a QB Ben Roethlisberger pass intended for WR Eli Rogers at the Green Bay 45...The INT was his career-high fourth on the season...Also broke up a deep pass intended for Rogers late in the fourth quarter.

### **22 Aaron Ripkowski, FB, 3rd Year, Oklahoma**

- Appeared in all 16 contests with eight starts in 2016, rushing for 150 yards and two TDs on 34 carries (3.6 avg.) with nine receptions for 46 yards (5.1 avg.) and a TD.
- Was named a Pro Bowl alternate in 2016 and was one of only two Packers (WR Jeff Janis) to post a rushing TD and a receiving TD last season.
- Played in 15 games as a rookie in 2015, seeing action primarily on special teams, and posted nine tackles (tied for No. 4 on the team). Was tied with CB Damarious Randall (15) for the most games played by a Green Bay rookie in '15.

**2017 SEASON:** Has played in all 11 games, seeing time on offense and special teams...Has rushed for 13 yards on five carries (2.6 avg.) and has six receptions for 35 yards (5.8 avg.)...Also has registered four tackles on special teams (tied for No. 2 on the team).

- ▶**Vs. Seattle (Sept. 10):** Played 22 snaps on offense and 13 on special teams.
- ▶**At Atlanta (Sept. 17):** Appeared on eight plays on offense, posting a 2-yard reception, and 10 plays on special teams, recording a tackle.
- ▶**Vs. Cincinnati (Sept. 24):** Played three snaps on offense and 11 on special teams.
- ▶**Vs. Chicago (Sept. 28):** Appeared on 13 plays on offense and nine on special teams...Had a 4-yard carry and a 6-yard reception and also made a tackle on special teams.
- ▶**At Dallas (Oct. 8):** Had a 2-yard carry in seven snaps of action on offense...Also appeared on 16 plays on special teams.
- ▶**At Minnesota (Oct. 15):** Played 13 snaps on offense and 15 on special teams...Had one reception for no gain.
- ▶**Vs. New Orleans (Oct. 22):** Appeared on 14 plays on offense and 11 on special teams.
- ▶**Vs. Detroit (Nov. 6):** Played three snaps on offense and posted a 9-yard reception...Also appeared on 12 plays on special teams and registered a tackle.
- ▶**At Chicago (Nov. 12):** Played 22 snaps on offense and 16 on special teams, carrying the ball twice for 3 yards (1.5 avg.) and adding a 12-yard reception to the Chicago 15 to convert a third-and-1 on the opening drive of the second half...Helped the offense rack up 160 yards rushing on 37 carries (4.3 avg.), coming up the middle to block DL Mitch Unrein on RB

Ty Montgomery's 37-yard TD run in the second quarter.

►**Vs. Baltimore (Nov. 19):** Appeared on 10 plays on offense and 11 on special teams...Posted a 6-yard reception.

►**At Pittsburgh (Nov. 26):** Played 12 snaps on offense and 16 on special teams...Had a 4-yard run and posted a tackle on special teams.

## **12 Aaron Rodgers, QB, 13th Year, California**

- Ranks No. 1 in NFL history (min. 1,500 attempts) in career passer rating (104.1), interception percentage (1.55) and TD/INT ratio (4.13, 310/75).

- Has posted six seasons (2009, 2011-12, 2014-16) with 500-plus passing attempts and eight or fewer INTs, the most in NFL history ahead of Patriots QB Tom Brady (three) and nine QBs (one).

- Has been named the NFL's Most Valuable Player by *The Associated Press* twice in his career (2011, 2014), one of only eight players in league history to win the award multiple times.

- Is the only quarterback in league history to record a 100-plus passer rating in six consecutive seasons (2009-14), with no other QB doing so in more than four straight seasons. Has posted a 100-plus rating in seven seasons (2009-14, 2016), the most in NFL annals.

- Is one of only four QBs in NFL annals with 35,000-plus passing yards and 2,500-plus rushing yards (Fran Tarkenton, John Elway, Donovan McNabb).

- Is the lone QB in NFL history to throw 40-plus TD passes with seven or fewer INTs in a season, having done it twice in his career (45/6 in 2011, 40/7 in 2016).

- In 141 career regular-season starts (since 2008), has posted 52 games with 300-plus passing yards (No. 3 in the NFL over that span), 82 without an interception (No. 1, min. 15 attempts) and 78 with a 100-plus passer rating (No. 2).

- Has been selected to the Pro Bowl in six of the last eight seasons (2009, 2011-12, 2014-16).

- In the franchise record books, holds seven of the top eight single-season marks for passer rating (2009-14, 2016), four of the top six for passing TDs (2011-12, 2014, 2016), six of the top seven for completion percentage (2010-14, 2016) and four of the top six for passing yards (2009, 2011, 2014, 2016).

**2017 SEASON:** Started the first six games of the season and completed 128 of 193 passes (66.7 percent) for 1,385 yards and 13 TDs with three INTs for a 103.2 passer rating...Through Week 6, was tied for No. 2 in the league in TD passes and ranked No. 2 in TD percentage (6.7)...Posted a 120.4 passer rating in the second half/OT, connecting on 73 of 106 passes (68.9 percent) for nine TDs and no INTs...Added 83 rushing yards on 18 carries (4.6 avg.)...Was placed on injured reserve on Oct. 20 (collarbone).

►**Vs. Seattle (Sept. 10):** Threw for 311 yards and a TD with one INT on 28-of-42 passing for an 86.5 rating...It marked his fifth 300-yard passing game in his last seven home openers...Dating back to last season, it also marked his third straight 300-yard passing effort, which is tied for the second-longest streak in team history behind his own streak of four games in 2011...Was his 50th career 300-yard passing game, second in franchise history to only Brett Favre (55)...Late in the third quarter, found WR Jordy Nelson for a 32-yard TD pass down the middle of the field on a free play for the Packers (12 men on the field for Seattle)...Completed 6 of 9 passes on third down for 109 yards and a TD for a 145.1 passer rating...Added 21 rushing yards on seven carries (3.0 avg.)...Saw his streak of consecutive attempts without an INT end at 251, the second-longest streak in franchise history behind only QB Bart Starr (294, 1964-65).

►**At Atlanta (Sept. 17):** Connected on 33 of 50 passes for 343 yards and two TDs with one INT for a 90.7 passer rating...Threw his 300th career TD pass, a 1-yard left-handed shovel pass to RB Ty Montgomery in the fourth quarter, to become the fastest to 300 TD passes in league history by doing so on his 4,742nd career attempt (Peyton Manning, 5,306 attempts) and in his 144th career game (Manning and Dan Marino, 157 games)...Also set the NFL mark for the fewest career INTs at the time of his 300th TD pass with 74, easily besting the previous mark of 115 INTs by Brady...Became just the 11th QB in NFL history to throw 300-plus TD passes as he moved into a tie for No. 10 in league history with John Elway (300)...Dating back to last season, it marked his fourth straight game with 27-plus completions, tied with Favre (Weeks 2-5, 2007) for the longest streak in team history...Earlier in the fourth quarter, found WR Davante Adams down

the left sideline for a 33-yard TD on fourth-and-7...Registered his fourth straight 300-yard passing game, which tied the franchise mark he set in 2011...Posted his 11th multi-TD passing game in his last 13 contests.

►**Vs. Cincinnati (Sept. 24):** Posted his fifth consecutive 300-yard passing game, a franchise record as he surpassed his own mark of four straight games in 2011...Connected on 28 of 42 passes for 313 yards and three TDs with one INT for a 102.6 rating...Has now posted 300-plus passing yards in each of the first three games of the season for the first time in his career...It marked his fifth straight game with 27-plus completions, a franchise record as he bested Favre's mark of four straight in 2007 (Weeks 2-5)...Posted a 122.5 passer rating in the second half/OT, completing 19 of 27 passes for 240 yards and two TDs with no INTs...Posted his first career win against the Bengals, giving him a victory against all 31 other teams in the league...His first TD pass came on the opening drive, a 1-yard throw to a wide-open TE Lance Kendricks off a play-action fake...Threw two TD passes to WR Jordy Nelson, with the second one capping off a 12-play, 75-yard drive that tied the game at 24 and sent it to overtime...Completed nine passes on the game-tying drive, rolling out to his right on the TD to Nelson as he completed the pass near the pylon just past the outstretched arms of CB Dre Kirkpatrick...On the offense's opening drive in overtime, drew DE Michael Johnson offside on third down, giving the Packers a free play as he found WR Gerónimo Allison down the sideline near the Cincinnati 45 before Allison cut it back and took it down the field for a 72-yard gain to the 7-yard line to set up K Mason Crosby's game-winning 27-yard FG two plays later...Added 23 rushing yards on four attempts (5.8 avg.).

►**Vs. Chicago (Sept. 28):** Threw four TD passes with no INTs on 18-of-26 passing for 179 yards and a 128.0 passer rating...It marked his fourth career game against the Bears with four-plus TD passes and zero INTs, one of two opponents he has done that against (Minnesota, four games)...According to the Elias Sports Bureau, he joined Brady (five games vs. Buffalo) as the only QBs in league history to have four or more games with four-plus TD passes/zero INTs vs. the same opponent...Joined QB Fran Tarkenton as the only QBs in NFL history to record four games with four-plus TD passes vs. Chicago...Threw two TD passes in the opening 6:04 of the game, the quickest he had thrown two TD passes in his career...Found Adams for a 5-yard score on the Packers' opening drive and then connected with WR Randall Cobb for a 2-yard TD less than a minute later after a Green Bay takeaway...His final two TD passes came to Nelson, a 4-yarder late in the third quarter and then an 8-yard TD early in the fourth.

►**At Dallas (Oct. 8):** Threw for 221 yards and three TDs on 19-of-29 passing (65.5 percent), his third straight game with three-plus TD passes...Helped lead the Packers to a 35-31 victory after trailing 21-6 late in the first half, the second time in three games that the Packers overcame a deficit of 14-plus points (first time since 1989)...Capped off Green Bay's opening drive with a 10-yard TD pass to Adams in the back corner of the end zone, the fourth straight game the Packers have scored a TD on their opening possession...On the first play of the fourth quarter, ran a play-action fake and found a wide-open Nelson in the back of the end zone for a 10-yard TD...Led the offense on a nine-play, 75-yard game-winning drive in just 1:02...On third-and-8 from the Dallas 30, broke a tackle attempt by DE Benson Mayowa and then outran DE David Irving as he took it down the left sideline for an 18-yard run to the Dallas 12...Two plays later, found Adams for a 12-yard TD on a back-shoulder throw over CB Jourdan Lewis with 11 seconds remaining to give Green Bay the win...Earned NFC Offensive Player of the Week honors for his performance, the 16th time in his career that he has won the award and the eighth consecutive season that he has earned the honor at least one time.

►**At Minnesota (Oct. 15):** Started and completed 2 of 4 passes for 18 yards, but sustained a broken right collarbone on the second series on a hit from LB Anthony Barr after he released the ball as he rolled out to his right.

## **82 Richard Rodgers, TE, 4th Year, California**

- Is one of only two tight ends in franchise history (Bubba Franks) to register 20-plus catches in each of his first three seasons in the NFL.

- Has not missed a game in his NFL career, appearing in all 59 regular-season games and seven postseason contests since joining the Packers in 2014.

- Had 58 receptions in 2015, becoming just the fourth TE in team history to record 55-plus receptions in a season (Paul Coffman, Jermichael Finley, Jackie Harris).

- Was one of only four TEs in the league in '15 to register 55-plus catches, 500-plus receiving yards and eight or more TD receptions (Rob Gronkowski, Jordan Reed, Gary Barnidge).

**2017 SEASON:** Has played in all 11 games and has seven catches for 79 yards (11.3 avg.).

►**Vs. Seattle (Sept. 10):** Appeared on five plays on offense and three on special teams.

►**At Atlanta (Sept. 17):** Played 10 snaps on offense, recording two catches for 22 yards (11.0 avg.)...On Green Bay's opening possession, came out of the backfield and across the field to catch a short pass from QB Aaron Rodgers and pick up 14 yards on third-and-7.

►**Vs. Cincinnati (Sept. 24):** Appeared on 10 plays on offense and 11 on special teams.

►**Vs. Chicago (Sept. 28):** Played 10 snaps on offense and eight on special teams.

►**At Dallas (Oct. 8):** Played six snaps on offense and made a leaping 16-yard catch over CB Orlando Scandrick in the second quarter.

►**At Minnesota (Oct. 15):** Appeared on 11 plays on offense and seven on special teams.

►**Vs. New Orleans (Oct. 22):** Played six snaps on offense and seven on special teams.

►**Vs. Detroit (Nov. 6):** Appeared on 33 plays on offense and registered a 5-yard reception.

►**At Chicago (Nov. 12):** Played 32 snaps on offense and posted an 8-yard reception...Helped block for an offense that registered 160 rushing yards on 37 carries (4.3 avg.).

►**Vs. Baltimore (Nov. 19):** Appeared on 37 plays on offense and posted a 3-yard reception.

►**At Pittsburgh (Nov. 26):** Played 37 snaps and had a season-long 25-yard reception midway through the fourth quarter to start Green Bay's game-tying drive.

## **24 Quinten Rollins, CB, 3rd Year, Miami (Ohio)**

- Saw action in 13 games with a career-best 10 starts (four at LCB, six as the third CB) and posted 41 tackles (35 solo), an interception and 11 passes defensed in 2016.

- Played in 14 games with four starts (two at LCB, two at RCB) in 2015, and his two interceptions (one returned for a TD) were tied for No. 3 on the team and tied for No. 4 among NFL rookies.

- Recorded two interceptions vs. St. Louis in Week 5 (2015), becoming the first Green Bay rookie to do so since Casey Hayward had two at Houston on Oct. 14, 2012. Returned the first interception 45 yards for a TD, becoming the first Packers rookie to record a pick-six since S Marques Anderson in 2002 (vs. Detroit, Nov. 10).

**2017 SEASON:** Played in the first six games with one start and registered 18 tackles (13 solo), a tackle for a loss, two QB hits, a fumble recovery and two passes defensed...Posted three tackles (tied for No. 2 on the team) and a fumble recovery on special teams...Was placed on injured reserve (Achilles) on Oct. 16.

►**Vs. Seattle (Sept. 10):** Played 46 of 49 snaps on defense, tying for the team lead with a career-high nine tackles (six solo), including two tackles for a loss...Added a pass defensed...Midway through the second quarter, came up to bring down TE Jimmy Graham for a 1-yard loss on a third-down reception as the Seahawks were forced to punt...Late in the second quarter, made a leaping deflection of a pass intended for Graham in the end zone with four seconds remaining to force Seattle to settle for a FG... Helped limit QB Russell Wilson to a 69.7 passer rating as he completed just 14 of 27 passes for 158 yards with no TDs.

►**At Atlanta (Sept. 17):** Started as the third CB, appearing on 34 snaps, and recorded three tackles (all solo).

►**Vs. Cincinnati (Sept. 24):** Led the team with two tackles and a fumble recovery on special teams...Late in the first half, blocked CB William Jackson into the returner, WR Alex Erickson, as Erickson muffed the catch and Rollins recovered the ball at the Cincinnati 33 as time expired in the half.

►**Vs. Chicago (Sept. 28):** Played 14 snaps on special teams and one on defense and registered a tackle on special teams.

►**At Dallas (Oct. 8):** Appeared on 29 plays on defense and registered five tackles, a tackle for a loss, a fumble recovery and a QB hit...Midway through the third quarter, came up the middle to tackle RB Ezekiel Elliott for a 2-yard loss...On the next play, tripped up WR Terrance Williams on a bubble screen 2 yards shy of the first-down marker on third-and-12 to force a Dallas punt...Was credited with a fumble recovery on the final play of the game when he recovered a lateral thrown by Cowboys C Travis Frederick.

►**At Minnesota (Oct. 15):** Appeared on 22 plays on defense before sustaining an Achilles injury midway through the second quarter, one that would sideline him for the remainder of the game...Late in the first quarter, dove to break up a QB Case Keenum pass intended for WR Michael Floyd near the sideline...Added an assisted tackle and a QB hit.

## **47 Jake Ryan, LB, 3rd Year, Michigan**

- Set career highs with 10 starts and 84 tackles (No. 2 on the team) in 2016.

- Started all three postseason games in 2016 and was tied for No. 2 on the team with 16 tackles (10 solo).

- Played in 14 games with five starts as a rookie, opening at BLB for the final five contests. Registered 47 tackles (32 solo) and a fumble recovery on defense and six tackles on special teams.

**2017 SEASON:** Has played in 10 games with eight starts and has registered 54 tackles (40 solo), two tackles for a loss, a forced fumble, a fumble recovery, a pass defensed, a QB pressure and a QB hit...Ranks No. 3 on the team in tackles...Has added a tackle on special teams.

►**Vs. Seattle (Sept. 10):** Started and played five snaps on defense, recording two tackles (one solo), including a tackle for a loss...Late in the first quarter, brought down RB Eddie Lacy for a 2-yard loss on a run...Also saw 19 plays on special teams.

►**At Atlanta (Sept. 17):** Played 17 snaps on defense and posted five tackles (all solo).

►**Vs. Cincinnati (Sept. 24):** Inactive (hamstring/concussion).

►**Vs. Chicago (Sept. 28):** Started and played 42 snaps, recording five tackles (two solo), a fumble recovery, a pass defensed, a QB hit and a QB pressure...On Chicago's opening offensive play, recovered a QB Mike Glennon fumble at the Chicago 3 to set up a Green Bay TD, a fumble that was forced by LB Clay Matthews on a sack at the Chicago 14.

►**At Dallas (Oct. 8):** Started and played 37 snaps, ranking No. 2 on the team with a season-high nine tackles (seven solo).

►**At Minnesota (Oct. 15):** Started and appeared on 48 plays, finishing with nine tackles (five solo).

►**Vs. New Orleans (Oct. 22):** Started, but was limited to just 24 snaps as he left the game in the third quarter due to a migraine...Registered two tackles (one solo).

►**Vs. Detroit (Nov. 6):** Played 18 snaps on defense and registered two tackles (both solo) and a forced fumble, the first of his career...Ripped the ball out from RB Ameer Abdullah on a third-quarter run, forcing a fumble that was recovered by CB Damarius Randall at the Green Bay 27.

►**At Chicago (Nov. 12):** Started and played 29 snaps, finishing with five tackles (four solo) and helping limit the Bears to just 55 rushing yards on 17 attempts (3.2 avg.)...Added a tackle on special teams.

►**Vs. Baltimore (Nov. 19):** Started and appeared on 45 plays, recording eight tackles (all solo)...Late in the first quarter on a third-and-2 at the Green Bay 11, came up to bring down RB Alex Collins for a 3-yard loss on a run to the right as the Ravens were forced to settle for a field goal... Helped limit the Ravens to just 58 rushing yards on 26 carries (2.2 avg.).

►**At Pittsburgh (Nov. 26):** Started and played 52 snaps, recording seven tackles (five solo).

## **78 Jason Spriggs, T, 2nd Year, Indiana**

- Played in all 16 games with two starts (at right guard) as a rookie in 2016. Also saw time at both tackle spots last season.

- Was the only Green Bay rookie on the offensive side of the ball to appear in all 16 regular-season contests last season.

**2017 SEASON:** Has played in three games with one start...Was placed

on injured reserve on Sept. 21 and was activated from injured reserve/designated for return on Nov. 18.

►**Vs. Seattle (Sept. 10):** Appeared on one play on special teams.

►**At Atlanta (Sept. 17):** Inactive due to a hamstring injury he sustained in Week 1 vs. Seattle.

►**Vs. Baltimore (Nov. 19):** Took over at RT late in the third quarter for an injured Justin McCray (knee) and played the final 22 snaps on offense.

►**At Pittsburgh (Nov. 26):** Started at RT for the first time in his career, playing all 55 snaps and helping to protect Hundley as he posted a career-high 134.3 passer rating by connecting on 17 of 26 passes for 245 yards and three TDs with no INTs.

### **65 Lane Taylor, G, 5th Year, Oklahoma State**

• Started a career-high 16 games at LG last season, one of three Green Bay linemen (David Bakhtiari, Bryan Bulaga) to open every game in 2016.

• Made his first career starts in 2015, opening at RG at Detroit in Week 13 in place of an injured T.J. Lang and at LG in Week 17 vs. Minnesota with Josh Sitton sliding to LT in place of an injured Bakhtiari.

• Played in all 16 contests in 2014, seeing limited action on offense at both guard spots and as an extra lineman, and on special teams.

• Was one of three rookie free agents to make Green Bay's opening-day roster in 2013.

**2017 SEASON:** Has started all 10 games he has appeared in, opening eight at LG and two at LT...Has helped the offense rank No. 2 in red-zone scoring (67.7 percent), tied for No. 7 in rushing TDs (10) and tied for No. 9 in 10-play drives (20).

►**Vs. Seattle (Sept. 10):** Started at LG and played all 82 snaps, helping the offense rack up 26 first downs, the top mark by the Packers in a season opener since 2002 (29 vs. Atlanta), and a 39:13 time of possession, the best mark by Green Bay since Week 7 last season vs. Chicago (39:36)... Helped protect QB Aaron Rodgers as he threw for 311 yards and a TD on 28-of-42 passing.

►**At Atlanta (Sept. 17):** Started at LG and played all 76 snaps, helping to protect QB Aaron Rodgers as he threw for 343 yards and two TDs on 33-of-50 passing.

►**Vs. Cincinnati (Sept. 24):** Started at LG and played 68 of 70 snaps, departing the game for two plays late in the first half due to injury...Helped to block for Rodgers as he posted his franchise-record fifth consecutive 300-yard passing game with 313 yards and three TDs with one INT on 28-of-42 passing for a 102.6 passer rating.

►**Vs. Chicago (Sept. 28):** Started at LT for the first time in his career, opening in place of an injured David Bakhtiari (hamstring)...Played all 55 snaps, helping to block for Rodgers as he threw a season-high four TD passes on 18-of-26 passing for 179 yards.

►**At Dallas (Oct. 8):** Started at LT for the second straight game and played all 60 snaps, helping the offense rack up a season-high 160 rushing yards on 25 carries (6.4 avg.), highlighted by a 125-yard effort from rookie RB Aaron Jones on 19 attempts (6.6 avg.)...It marked just the second time in the past 14 seasons (Week 15 at Chicago in 2016) that the Packers rushed for 160-plus yards on 25 or fewer carries...Also helped protect Rodgers as he threw three TD passes, his third straight game with three-plus TD passes.

►**At Minnesota (Oct. 15):** Started at LG, but was limited to just 15 snaps before sustaining a knee/ankle injury early in the second quarter that would sideline him for the remainder of the game.

►**Vs. New Orleans (Oct. 22):** Inactive (ankle).

►**Vs. Detroit (Nov. 6):** Started at LG and played all 59 snaps, helping to protect QB Brett Hundley as he completed 26 of 38 passes for 245 yards.

►**At Chicago (Nov. 12):** Started at LG and played all 66 snaps, helping the offense rush for 160 yards on 37 carries (4.3 avg.), the most rushing yards allowed by the Bears on the season...Blocked LB Christian Jones to help spring RB Ty Montgomery on his 37-yard TD run early in the second quarter...Helped protect Hundley as he completed 18 of 25 passes for 212 yards and a TD for a 110.8 passer rating.

►**Vs. Baltimore (Nov. 19):** Started at LG and played all 67 snaps.

►**At Pittsburgh (Nov. 26):** Started at LG and played all 55 snaps, helping to protect Hundley as he posted a career-high 134.3 passer rating by connecting on 17 of 26 passes for 245 yards and three TDs with no INTs.

### **48 Joe Thomas, LB, 3rd Year, South Carolina State**

• In 2016, set career highs in games played (16), starts (seven), total tackles (77, No. 4 on the team), solo tackles (62) and passes defended (eight), while also registering the first interception and fumble recovery of his career.

• Played in all three 2016 postseason contests with two starts, tying for No. 4 on the team with 13 total tackles.

• Was with the Packers during the 2015 offseason and preseason before being waived on Sept. 5, 2015. Was signed to Green Bay's 53-man roster on Sept. 21, 2015, from the Dallas Cowboys' practice squad and played in 14 games and both postseason contests.

• Entered the league with the Packers as an undrafted free agent in May 2014. Was on Green Bay's practice squad for the final eight games of the 2014 regular season and both playoff contests.

**2017 SEASON:** Has played in seven games, seeing time on defense and special teams...Has posted two tackles (two solo), a half-sack and a pass defended...Has added a tackle on special teams.

►**Vs. Seattle (Sept. 10):** Appeared on five plays on defense and 19 on special teams.

►**At Atlanta (Sept. 17):** Played 14 snaps on defense and 19 on special teams...On Atlanta's second series, eluded a block from RB Tevin Coleman to get to QB Matt Ryan for a shared 11-yard sack with LB Clay Matthews on third down...Finished with two tackles (both solo).

►**Vs. Cincinnati (Sept. 24):** Appeared on 14 plays on defense and posted a tackle on special teams.

►**Vs. Chicago (Sept. 28):** Played five snaps on defense and eight on special teams before departing the game in the second quarter due to an ankle injury...On a third-and-17 early in the second quarter, ran down the seam to make a leaping breakup of a QB Mike Glennon pass intended for WR Joshua Bellamy at the Green Bay 1-yard line, forcing a Chicago punt.

►**At Dallas (Oct. 8):** Inactive (ankle).

►**At Minnesota (Oct. 15):** Inactive (ankle).

►**Vs. New Orleans (Oct. 22):** Inactive (ankle).

►**Vs. Detroit (Nov. 6):** Inactive (ankle).

►**At Chicago (Nov. 12):** Returned to action after missing four games, appearing on 12 plays on special teams.

►**Vs. Baltimore (Nov. 19):** Played 18 snaps on special teams.

►**At Pittsburgh (Nov. 26):** Appeared on 18 plays on special teams.

### **8 Justin Vogel, P, Rookie, Miami**

• Signed by Green Bay as an undrafted free agent in May 2017.

• Appeared in 39 games over three seasons at Miami, posting a 43.0-yard gross average on 183 punts.

• Ranked No. 2 in the Atlantic Coast Conference as a senior in 2016 with a career-high 43.8-yard gross average.

**2017 SEASON:** Has played in all 11 games and has registered a 44.9-yard gross average and a 42.9-yard net average on 49 punts with 14 inside the 20...Ranks No. 6 in the league in net punting average and No. 8 in the league in opponent punt-return average (5.3)...Is one of only two punters in the NFL (min. 30 punts) to not have a touchback this season...Has added a tackle on special teams.

►**Vs. Seattle (Sept. 10):** Punted five times in his NFL debut, posting a 43.8-yard gross average with a 42.4-yard net average...Had a long punt of 57 yards in the second quarter and placed one punt inside the 20...On five punts, allowed only one return for 7 yards by WR Tyler Lockett...Became the first undrafted rookie to punt for the Packers in a regular-season game since Chris Hanson in 1999 (Week 1 vs. Oakland).

►**At Atlanta (Sept. 17):** Punted three times on the evening, recording a 39.7-yard average for gross and net with one inside the 20.

►**Vs. Cincinnati (Sept. 24):** Posted a 49.3-yard gross average and a 44.2-yard net average on six punts, including two punts inside the 20...Booted a 61-yarder in the second quarter...Added punts of 54, 53, 51 and 50 yards, giving him five punts of 50-plus yards in the game...Posted a tackle on punt coverage.

►**Vs. Chicago (Sept. 28):** Registered a career-best (min. four punts) 46.2-yard net average (47.6-yard gross) on five punts, highlighted by a career-long 62-yard punt in the first quarter that was fair caught at the Chicago 15...His net average was tied for the sixth-best posted by a Green Bay punter in a game since 1976 (min. four punts)...Became the first Green

Bay punter since Tim Masthay in 2013 to record a 60-yard punt in back-to-back games.

►**At Dallas (Oct. 8):** Recorded a 49.0-yard net average and a 48.5-yard gross average on two punts, highlighted by his 59-yard punt in the fourth quarter that was covered for a 1-yard loss by WR Jeff Janis at the Dallas 12, helping to set up CB Damarious Randall's 21-yard INT return for a touchdown two plays later.

►**At Minnesota (Oct. 15):** Posted a 44.7-yard net average on six punts with a career-high four inside the 20-yard line, the most by a Green Bay punter since Tim Masthay registered five inside the 20 vs. Minnesota on Oct. 2, 2014.

►**Vs. New Orleans (Oct. 22):** Registered a 46.2-yard net average and a 47.6-yard gross average on five punts, his fifth straight game with a net average of 44-plus yards...Posted a 60-yard punt, his fifth straight game with at least one punt of 55-plus yards.

►**Vs. Detroit (Nov. 6):** Punted three times and posted a 42.7-yard gross average and a net average of 39.7 yards with one punt inside the 20.

►**At Chicago (Nov. 12):** Posted a 40.0-yard gross average and a 38.0-yard net average on four punts with one inside the 20.

►**Vs. Baltimore (Nov. 19):** Punted five times on the afternoon, posting a 40.4-yard gross average with a 34.8-yard net average.

►**At Pittsburgh (Nov. 26):** Registered a 48.2-yard gross average with a net average of 46.4 yards on five punts...His 46.4-yard net average was a career high (min. four punts) and the sixth-best mark posted by a Green Bay punter in a game since 1976.

### **35 Jermaine Whitehead, S, 1st Year, Auburn**

• Played in two games for Green Bay in 2016, seeing action on special teams.

• Was on the Packers' practice squad for the other 14 regular-season games and three playoff contests last season.

• Entered the league with the 49ers in May 2015 as an undrafted free agent. Spent most of his rookie campaign on San Francisco's practice squad before being signed to Baltimore's active roster in December 2015. Was inactive for the final two games of that season with the Ravens.

**2017 SEASON:** Has played in five games, seeing time on defense and special teams...Has registered two tackles (one solo) on defense and two tackles on special teams...Was on Green Bay's practice squad for the first six games before being signed to the active roster on Oct. 21.

►**Vs. New Orleans (Oct. 22):** Appeared on one play on defense and 11 on special teams in his season debut.

►**Vs. Detroit (Nov. 6):** Played 10 snaps on special teams.

►**At Chicago (Nov. 12):** Saw 12 snaps of action on defense and 14 on special teams...Posted a solo tackle on defense and a tackle on special teams.

►**Vs. Baltimore (Nov. 19):** Appeared on 11 plays on defense and 23 on special teams...Recorded an assisted tackle on defense.

►**At Pittsburgh (Nov. 26):** Played three snaps on defense and 20 on special teams...Posted a tackle on special teams.

### **30 Jamaal Williams, RB, Rookie, Brigham Young**

• Finished his career at Brigham Young as the school's all-time leader in rushing yards (3,901), rushing attempts (726) and 100-yard rushing games (16).

• Is one of only four players in school history to register multiple 1,000-yard rushing seasons, posting 1,233 yards in 2013 and a career-best 1,375 yards in 2016.

• Ranked No. 5 in the nation in 2016 in rushing yards per game (137.5) and registered six 100-yard rushing games, including two with 200-plus yards.

**2017 SEASON:** Has played in all 11 games with two starts, seeing time on offense and special teams...Has rushed for 224 yards and two TDs on 70 carries (3.2 avg.) and has made 13 receptions for 152 yards (11.7 avg.) and a TD...Has posted 304 yards from scrimmage since Week 10, No. 6 among NFL running backs over that span...Has registered two tackles on special teams.

►**Vs. Seattle (Sept. 10):** Had two carries for 9 yards (4.5 avg.) in his NFL debut.

►**At Atlanta (Sept. 17):** Rushed for 6 yards on two carries (3.0 avg.) and posted a 5-yard reception in the fourth quarter, the first catch of his

NFL career.

►**Vs. Cincinnati (Sept. 24):** Played five snaps on offense and posted a 6-yard run.

►**Vs. Chicago (Sept. 28):** Rushed for 11 yards on four carries (2.8 avg.) with a 2-yard reception before leaving the game early in the second quarter due to a knee injury and did not return.

►**At Dallas (Oct. 8):** Had one carry for 1 yard.

►**At Minnesota (Oct. 15):** Played nine snaps on special teams.

►**Vs. New Orleans (Oct. 22):** Appeared on 11 plays on special teams.

►**Vs. Detroit (Nov. 6):** Posted the first TD of his career, scoring on a 1-yard run up the middle on the final play of the game...Also had two receptions for 31 yards (15.5 avg.), including an 18-yard catch on a screen pass on the final drive.

►**At Chicago (Nov. 12):** Saw the most significant action of his career with RBs Aaron Jones (knee) and Ty Montgomery (ribs) sustaining injuries in the first half...Led the team with a career-best 67 rushing yards on a career-high 20 carries (3.4 avg.), with all of his attempts coming in the second half...His 20 carries were the most by a Packer on the season and the most by a Packer in a half since RB Darick Holmes had 21 carries in the second half at the N.Y. Giants on Nov. 15, 1998...Picked up four first downs on the afternoon on the ground and added a 7-yard reception...Also posted a career-high two tackles on special teams.

►**Vs. Baltimore (Nov. 19):** Made his first NFL start, opening the game with RBs Ty Montgomery (ribs) and Aaron Jones (knee) sidelined due to injuries...Led the team with 57 rushing yards on 18 carries (3.2 avg.) and added a career-high four receptions for 38 yards (9.5 avg.), including a 16-yard catch in the first quarter and a 14-yard grab in the third quarter...His 95 yards from scrimmage were a career high.

►**At Pittsburgh (Nov. 26):** Started for the second straight week, posting 66 yards and a TD on 21 carries (3.1 avg.) with four catches for a career-high 69 yards (17.3 avg.) and a TD...Became only the second rookie in team history (RB Travis Williams, vs. Pittsburgh, Dec. 17, 1967) to have 65-plus rushing yards and a TD and 65-plus receiving yards and a TD in a game...His 135 yards from scrimmage were a career high and his five rushing first downs were a career best...Late in the first quarter, caught a screen pass from QB Brett Hundley and took it for a 54-yard TD, the longest TD catch by a Green Bay rookie RB since FB Jessie Clark scored on a 75-yard catch vs. Tampa Bay on Oct. 2, 1983...Late in the fourth quarter, scored on a 4-yard run up the middle that would tie the game at 28.

# National Football League Game Summary

NFL Copyright © 2017 by The National Football League. All rights reserved. This summary and play-by-play is for the express purpose of assisting media in their coverage of the game; any other use of this material is prohibited without the written permission of the National Football League. Updated: 11/27/2017

Date: Sunday, 11/26/2017

## Green Bay Packers at Pittsburgh Steelers

Start Time: 8:30 PM EST

at Heinz Field, Pittsburgh

### Game Day Weather

Game Weather: Clear  
Played Outdoors on Turf: Grass

Temp: 38° F (3.3° C) Humidity: 47%, Wind: From WSW 7 mph  
Outdoor Weather: Clear, Wind Chill: 33

### Officials

Referee: Hochuli, Ed (85)  
Line Judge: Baynes, Rusty (59)  
Back Judge: Helverson, Scott (93)

Umpire: Smith, Shawn (14)  
Field Judge: Shaw, Dale (104)  
Replay Official: Sifferman, Tom (0)

Down Judge: Bradley, Greg (98)  
Side Judge: Kemp, Alex (55)

### Lineups

#### Green Bay Packers

Offense		Defense	
WR 87	J.Nelson	DE 94	D.Lowry
LT 69	D.Bakhtiari	NT 91	Q.Dial
LG 65	L.Taylor	DT 76	M.Daniels
C 63	C.Linsley	LOLB 53	N.Perry
RG 73	J.Evans	ILB 47	J.Ryan
RT 78	J.Spriggs	ILB 50	B.Martinez
TE 84	L.Kendricks	ROLB 51	K.Fackrell
WR 18	R.Cobb	LCB 31	D.House
RB 30	J.Williams	RCB 23	D.Randall
QB 7	B.Hundley	SS 42	M.Burnett
WR 17	D.Adams	FS 21	H.Clinton-Dix

#### Pittsburgh Steelers

Offense		Defense	
WR 84	A.Brown	LDE 97	C.Heyward
LT 78	A.Villanueva	RDE 91	S.Tuitt
LG 73	R.Foster	LOLB 48	B.Dupree
C 53	M.Pouncey	LILB 50	R.Shazier
RG 66	D.DeCastro	RILB 98	V.Williams
RT 74	C.Hubbard	ROLB 90	T.Watt
TE 81	J.James	LCB 24	C.Sensabaugh
RB 26	L.Bell	DB 31	M.Hilton
FB 45	R.Nix	FS 23	M.Mitchell
QB 7	B.Roethlisberger	SS 28	S.Davis
WR 10	M.Bryant	RCB 25	A.Burns

### Substitutions

K 2 M.Crosby, P 8 J.Vogel, WR 11 T.Davis, CB 20 K.King, FB 22 A.Ripkowski, S 25 M.Evans, S 27 J.Jones, CB 28 J.Hawkins, S 35 J.Whitehead, FB 40 J.Kerridge, CB 41 L.Pipkins, LB 45 V.Biegel, LB 48 J.Thomas, LB 55 A.Brooks, LS 61 B.Goodie, T 74 U.John, WR 81 G.Allison, TE 82 R.Rodgers, WR 83 J.Janis, DT 90 M.Adams

### Substitutions

P 4 J.Berry, K 9 C.Boswell, WR 11 J.Hunter, WR 17 E.Rogers, S 20 R.Golden, CB 22 W.Gay, S 27 J.Wilcox, CB 29 B.Allen, RB 30 J.Conner, RB 33 F.Toussaint, LB 44 T.Matakevich, LB 54 L.Fort, LB 55 A.Moats, LB 56 A.Chickillo, LS 57 K.Canaday, OT 65 J.Hawkins, C/G 67 B.Finney, DT 79 J.Hargrave, TE 85 X.Grimble, WR 88 D.Heyward-Bey, DE 94 T.Alualu, DE 96 L.Walton

### Did Not Play

QB 6 J.Callahan, RB 32 D.Mays, G 64 J.McCray, LB 98 C.Odom

### Did Not Play

QB 3 L.Jones, DB 34 C.Sutton

### Not Active

RB 33 A.Jones, CB 44 D.Brown, LB 52 C.Matthews, G 62 L.Patrick, G/T 77 A.Pankey, RB 88 T.Montgomery, DT 97 K.Clark

### Not Active

QB 5 J.Dobbs, WR 19 J.Smith-Schuster, CB 21 J.Haden, OT 71 M.Feiler, TE 89 V.McDonald, LB 92 J.Harrison, DT 93 D.McCullers

### Field Goals (made ( ) & missed)

Player	Attempts	Made	Missed	OT	Total
M.Crosby	57	WL			
C.Boswell			(53)		
		<b>1</b>	<b>2</b>	<b>3</b>	<b>4</b>
VISITOR: Green Bay Packers		14	0	7	7
HOME: Pittsburgh Steelers		6	8	7	10
				<b>0</b>	<b>28</b>
				<b>0</b>	<b>31</b>

### Scoring Plays

Team	Qtr	Time	Play Description (Extra Point) (Drive Info)	Visitor	Home
Steelers	1	8:14	X.Grimble 1 yd. pass from B.Roethlisberger (kick failed, wl) (12-59, 6:46)	0	6
Packers	1	4:45	R.Cobb 39 yd. pass from B.Hundley (M.Crosby kick) (6-60, 3:29)	7	6
Packers	1	1:22	J.Williams 54 yd. pass from B.Hundley (M.Crosby kick) (3-55, 0:50)	14	6
Steelers	2	7:20	M.Bryant 17 yd. pass from B.Roethlisberger (B.Roethlisberger-A.Brown pass) (5-65, 2:51)	14	14
Packers	3	12:06	D.Adams 55 yd. pass from B.Hundley (M.Crosby kick) (6-76, 2:54)	21	14
Steelers	3	0:50	A.Brown 1 yd. pass from B.Roethlisberger (C.Boswell kick) (6-53, 3:25)	21	21
Steelers	4	8:42	A.Brown 33 yd. pass from B.Roethlisberger (C.Boswell kick) (7-68, 4:14)	21	28
Packers	4	2:02	J.Williams 4 yd. run (M.Crosby kick) (12-77, 6:40)	28	28
Steelers	4	0:00	C.Boswell 53 yd. Field Goal (4-35, 0:17)	28	31

# National Football League Game Summary

NFL Copyright © 2017 by The National Football League. All rights reserved. This summary and play-by-play is for the express purpose of assisting media in their coverage of the game; any other use of this material is prohibited without the written permission of the National Football League.

Updated: 11/27/2017

---

Paid Attendance: 62,147

Time: 3:04





**Green Bay Packers vs Pittsburgh Steelers**  
**11/26/2017 at Heinz Field**

# Final Team Statistics

	<b>Visitor Packers</b>	<b>Home Steelers</b>
<b>TOTAL FIRST DOWNS</b>	15	28
By Rushing	6	6
By Passing	8	21
By Penalty	1	1
<b>THIRD DOWN EFFICIENCY</b>	6-13-46%	8-13-62%
<b>FOURTH DOWN EFFICIENCY</b>	1-1-100%	1-1-100%
<b>TOTAL NET YARDS</b>	307	462
Total Offensive Plays (inc. times thrown passing)	54	70
Average gain per offensive play	5.7	6.6
<b>NET YARDS RUSHING</b>	80	121
Total Rushing Plays	24	24
Average gain per rushing play	3.3	5.0
Tackles for a loss-number and yards	3-5	1-3
<b>NET YARDS PASSING</b>	227	341
Times thrown - yards lost attempting to pass	4-18	1-10
Gross yards passing	245	351
<b>PASS ATTEMPTS-COMPLETIONS-HAD INTERCEPTED</b>	26-17-0	45-33-2
Avg gain per pass play (inc.# thrown passing)	7.6	7.4
<b>KICKOFFS Number-In End Zone-Touchbacks</b>	5-3-3	5-3-2
<b>PUNTS Number and Average</b>	5-48.2	3-32.3
Had Blocked	0	0
<b>FGs - PATs Had Blocked</b>	0-0	0-0
<b>Net Punting Average</b>	46.4	32.3
<b>TOTAL RETURN YARDAGE (Not Including Kickoffs)</b>	3	9
No. and Yards Punt Returns	0-0	3-9
No. and Yards Kickoff Returns	3-59	2-58
No. and Yards Interception Returns	2-3	0-0
<b>PENALTIES Number and Yards</b>	3-27	5-45
<b>FUMBLES Number and Lost</b>	0-0	1-1
<b>TOUCHDOWNS</b>	4	4
Rushing	1	0
Passing	3	4
<b>EXTRA POINTS Made-Attempts</b>	4-4	3-4
Kicking Made-Attempts	4-4	2-3
Passing Made-Attempts	0-0	1-1
<b>FIELD GOALS Made-Attempts</b>	0-1	1-1
<b>RED ZONE EFFICIENCY</b>	1-1-100%	3-3-100%
<b>GOAL TO GO EFFICIENCY</b>	1-1-100%	2-2-100%
<b>SAFETIES</b>	0	0
<b>FINAL SCORE</b>	28	31
<b>TIME OF POSSESSION</b>	26:24	33:36

**Green Bay Packers vs Pittsburgh Steelers**  
**11/26/2017 at Heinz Field**

# Ball Possession And Drive Chart

**Green Bay Packers**

#	Time Recd	Time Lost	Time Poss	How Ball Obtained	Drive Began	# Play	Yds Gain	Yds Pen	Net Yds	1st Down	Last Scrm	How Given Up
1	8:14	4:45	3:29	Kickoff	GB 40	6	55	5	60	3	PIT 39	Touchdown
2	2:12	1:22	0:50	Interception	GB 45	3	55	0	55	1	GB 46	Touchdown
3	11:56	10:11	1:45	Punt	GB 5	3	5	0	5	0	GB 10	Punt
4	7:20	3:35	3:45	Kickoff	GB 17	6	19	0	19	1	GB 36	Punt
5	1:06	0:00	1:06	Punt	GB 10	3	19	0	19	1	GB 27	End of Half
6	15:00	12:06	2:54	Kickoff	GB 24	6	76	0	76	2	GB 45	Touchdown
7	7:42	4:15	3:27	Interception	PIT 45	7	6	0	6	1	PIT 39	Missed FG
8	0:50	14:53	0:57	Kickoff	GB 25	3	-6	0	-6	0	GB 19	Punt
9	13:24	12:56	0:28	Fumble	GB 34	3	0	-15	-15	0	GB 19	Punt
10	8:42	2:02	6:40	Kickoff	GB 23	12	77	0	77	6	* PIT 4	Touchdown
11	1:20	0:17	1:03	Punt	GB 18	3	1	0	1	0	GB 19	Punt

(296) Average GB 27

**Pittsburgh Steelers**

#	Time Recd	Time Lost	Time Poss	How Ball Obtained	Drive Began	# Play	Yds Gain	Yds Pen	Net Yds	1st Down	Last Scrm	How Given Up
1	15:00	8:14	6:46	Kickoff	PIT 41	12	64	-5	59	5	* GB 1	Touchdown
2	4:45	2:12	2:33	Kickoff	PIT 25	6	24	0	24	1	PIT 49	Interception
3	1:22	11:56	4:26	Kickoff	PIT 21	8	38	0	38	2	GB 41	Punt
4	10:11	7:20	2:51	Punt	PIT 35	5	65	0	65	2	* GB 17	Touchdown
5	3:35	1:06	2:29	Punt	PIT 23	7	34	0	34	2	GB 43	Punt
6	12:06	7:42	4:24	Kickoff	PIT 25	7	34	-10	24	2	PIT 49	Interception
7	4:15	0:50	3:25	Missed FG	PIT 47	6	51	2	53	6	* GB 1	Touchdown
8	14:53	13:24	1:29	Punt	PIT 45	3	20	0	20	1	GB 40	Fumble
9	12:56	8:42	4:14	Punt	PIT 32	7	68	0	68	3	GB 33	Touchdown
10	2:02	1:20	0:42	Kickoff	PIT 25	6	29	0	29	2	GB 46	Punt
11	0:17	0:00	0:17	Punt	PIT 30	4	35	0	35	2	GB 35	Field Goal

(349) Average PIT 32

**\* inside opponent's 20**

**Time of Possession by Quarter**

	1st	2nd	3rd	4th	OT	Total
<b>Visitor</b> Green Bay Packers	4:19	6:36	7:11	8:18		26:24
<b>Home</b> Pittsburgh Steelers	10:41	8:24	7:49	6:42		33:36

**Kickoff Drive No.-Start Average**

Packers: 5 - GB 26

Steelers: 5 - PIT 27

**Green Bay Packers vs Pittsburgh Steelers**  
**11/26/2017 at Heinz Field**

# Final Defensive Statistics

Green Bay Packers	Regular Defensive Plays											Special Teams					Misc			
	TKL	AST	COMB	SK	/ YDS	TFL	Q	IN	PD	FF	FR	TKL	AST	FF	FR	BL	TKL	AST	FF	FR
B.Martinez	12	3	15	0	0	1	0	1	1	0	1	0	0	0	0	0	0	0	0	0
M.Burnett	9	0	9	0	0	1	0	0	0	1	0	0	0	0	0	0	0	0	0	0
J.Ryan	3	5	8	0	0	0	0	0	0	0	0	0	0	0	0	0	0	0	0	0
M.Daniels	5	2	7	1	10	1	1	0	0	0	0	0	0	0	0	0	0	0	0	0
D.Randall	1	4	5	0	0	0	0	1	2	0	0	0	0	0	0	0	0	0	0	0
K.King	4	0	4	0	0	0	0	0	1	0	0	0	0	0	0	0	0	0	0	0
J.Jones	4	0	4	0	0	0	0	0	0	0	0	2	0	0	0	0	0	0	0	0
J.Hawkins	3	0	3	0	0	0	0	0	0	0	0	0	0	0	0	0	0	0	0	0
H.Clinton-Dix	2	1	3	0	0	0	0	0	0	0	0	0	0	0	0	0	0	0	0	0
D.House	2	0	2	0	0	0	0	0	1	0	0	0	0	0	0	0	0	0	0	0
K.Fackrell	2	0	2	0	0	0	0	0	0	0	0	0	0	0	0	0	0	0	0	0
A.Brooks	1	1	2	0	0	0	0	0	1	0	0	0	0	0	0	0	0	0	0	0
V.Biegel	1	0	1	0	0	0	0	0	0	0	0	0	0	0	0	0	0	0	0	0
N.Perry	0	1	1	0	0	0	1	0	0	0	0	0	0	0	0	0	0	0	0	0
D.Lowry	0	1	1	0	0	0	0	0	0	0	0	0	0	0	0	0	0	0	0	0
Q.Dial	0	1	1	0	0	0	0	0	0	0	0	0	0	0	0	0	0	0	0	0
M.Adams	0	1	1	0	0	0	0	0	0	0	0	0	0	0	0	0	0	0	0	0
J.Whitehead	0	0	0	0	0	0	0	0	0	0	0	1	0	0	0	0	0	0	0	0
T.Davis	0	0	0	0	0	0	0	0	0	0	0	1	0	0	0	0	0	0	0	0
<b>Total</b>	<b>49</b>	<b>20</b>	<b>69</b>	<b>1</b>	<b>10</b>	<b>3</b>	<b>2</b>	<b>2</b>	<b>6</b>	<b>1</b>	<b>1</b>	<b>4</b>	<b>0</b>	<b>0</b>	<b>0</b>	<b>0</b>	<b>0</b>	<b>0</b>	<b>0</b>	<b>0</b>

**TKL = Tackle AST = Assist COMB = Combined QH=QB Hit IN = Interception PD = Pass Defense FF = Forced Fumble FR = Fumble Recovery**

Pittsburgh Steelers	Regular Defensive Plays											Special Teams					Misc			
	TKL	AST	COMB	SK	/ YDS	TFL	QH	IN	PD	FF	FR	TKL	AST	FF	FR	BL	TKL	AST	FF	FR
R.Shazier	7	1	8	0	0	0	0	0	1	0	0	0	0	0	0	0	0	0	0	0
C.Heyward	3	3	6	2	7	2	3	0	0	0	0	0	0	0	0	0	0	0	0	0
S.Davis	5	0	5	0	0	0	0	0	0	0	0	0	0	0	0	0	0	0	0	0
A.Burns	4	0	4	0	0	0	0	0	0	0	0	0	0	0	0	0	0	0	0	0
T.Watt	3	1	4	1	6	1	1	0	1	0	0	0	0	0	0	0	0	0	0	0
M.Hilton	3	1	4	0	0	1	0	0	0	0	0	0	1	0	0	0	0	0	0	0
V.Williams	3	1	4	0	0	1	0	0	0	0	0	0	0	0	0	0	0	0	0	0
B.Dupree	3	1	4	0	0	0	0	0	0	0	0	0	0	0	0	0	0	0	0	0
W.Gay	2	0	2	0	0	0	0	0	0	0	0	0	0	0	0	0	0	0	0	0
M.Mitchell	2	0	2	0	0	0	0	0	0	0	0	0	0	0	0	0	0	0	0	0
S.Tuitt	1	1	2	0	0	1	0	0	0	0	0	0	0	0	0	0	0	0	0	0
L.Walton	1	0	1	1	5	1	1	0	0	0	0	0	0	0	0	0	0	0	0	0
C.Sensabaugh	1	0	1	0	0	0	0	0	0	0	0	0	0	0	0	0	0	0	0	0
J.Hargrave	1	0	1	0	0	0	0	0	0	0	0	0	0	0	0	0	0	0	0	0
T.Alualu	0	1	1	0	0	0	0	0	0	0	0	0	0	0	0	0	0	0	0	0
L.Fort	0	0	0	0	0	0	0	0	0	0	0	1	1	0	0	0	0	0	0	0
R.Nix	0	0	0	0	0	0	0	0	0	0	0	0	1	0	0	0	0	0	0	0
R.Golden	0	0	0	0	0	0	0	0	0	0	0	0	1	0	0	0	0	0	0	0
E.Rogers	0	0	0	0	0	0	0	0	0	0	0	0	0	0	0	0	1	0	0	0
C.Hubbard	0	0	0	0	0	0	0	0	0	0	0	0	0	0	0	0	1	0	0	0
R.Foster	0	0	0	0	0	0	0	0	0	0	0	0	0	0	0	0	1	0	0	0
<b>Total</b>	<b>39</b>	<b>10</b>	<b>49</b>	<b>4</b>	<b>18</b>	<b>7</b>	<b>5</b>	<b>0</b>	<b>2</b>	<b>0</b>	<b>0</b>	<b>1</b>	<b>4</b>	<b>0</b>	<b>0</b>	<b>0</b>	<b>3</b>	<b>0</b>	<b>0</b>	<b>0</b>

Green Bay Packers vs Pittsburgh Steelers

11/26/2017 at Heinz Field

# First Half Summary

PERIOD SCORES

Packers	14	0 = 14
Steelers	6	8 = 14

TIME OF POSSESSION

Packers	10:55
Steelers	19:05

Scoring Plays

Team	Qtr	Time	Play Description (Extra Point) (Drive Info)	Visitor	Home
Steelers	1	8:14	X.Grimble 1 yd. pass from B.Roethlisberger (kick failed, wl) (12-59, 6:46)	0	6
Packers	1	4:45	R.Cobb 39 yd. pass from B.Hundley (M.Crosby kick) (6-60, 3:29)	7	6
Packers	1	1:22	J.Williams 54 yd. pass from B.Hundley (M.Crosby kick) (3-55, 0:50)	14	6
Steelers	2	7:20	M.Bryant 17 yd. pass from B.Roethlisberger (B.Roethlisberger-A.Brown pass) (5-65, 2:51)	14	14

	Green Bay Packers	Pittsburgh Steelers
<b>TOTAL FIRST DOWNS</b>	6	12
First Downs Rushing-Passing-by Penalty	3 - 2 - 1	2 - 10 - 0
<b>THIRD DOWN EFFICIENCY</b>	2-4-50%	5-9-56%
<b>TOTAL NET YARDS</b>	153	225
Total Offensive Plays	21	38
<b>NET YARDS RUSHING</b>	45	60
<b>NET YARDS PASSING</b>	108	165
Gross Yards Passing	108	165
Times thrown-yards lost attempting to pass	0-0	0-0
<b>Pass Attempts-Completions-Had Intercepted</b>	9 - 7 - 0	25 - 17 - 1
<b>Punts-Number and Average</b>	2 - 46.5	2 - 34.5
<b>Penalties-Number and Yards</b>	0 - 0	4 - 35
<b>Fumbles-Number and Lost</b>	0 - 0	0 - 0
<b>Red Zone Efficiency</b>	0-0-0%	2-2-100%
<b>Average Drive Start</b>	GB 23	PIT 29

Green Bay Packers										Pittsburgh Steelers									
RUSHING										RUSHING									
	ATT	YDS	AVG	LG	TD		ATT	YDS	AVG	LG	TD								
J.Williams	9	31	3.4	12	0	L.Bell	10	42	4.2	11	0								
B.Hundley	1	6	6.0	6	0	B.Roethlisberger	2	17	8.5	14	0								
T.Davis	1	4	4.0	4	0	M.Bryant	1	1	1.0	1	0								
A.Ripkowski	1	4	4.0	4	0														
<b>Total</b>	<b>12</b>	<b>45</b>	<b>3.8</b>	<b>12</b>	<b>0</b>	<b>Total</b>	<b>13</b>	<b>60</b>	<b>4.6</b>	<b>14</b>	<b>0</b>								
PASSING										PASSING									
	ATT	CMP	YDS	SK/YD	TD	LG	IN	RT		ATT	CMP	YDS	SK/YD	TD	LG	IN	RT		
B.Hundley	9	7	108	0/0	2	54	0	156.2	B.Roethlisberger	25	17	165	0/0	2	39	1	96.2		
<b>Total</b>	<b>9</b>	<b>7</b>	<b>108</b>	<b>0/0</b>	<b>2</b>	<b>54</b>	<b>0</b>	<b>156.3</b>	<b>Total</b>	<b>25</b>	<b>17</b>	<b>165</b>	<b>0/0</b>	<b>2</b>	<b>39</b>	<b>1</b>	<b>96.3</b>		
PASS RECEIVING										PASS RECEIVING									
	TAR	REC	YDS	AVG	LG	TD		TAR	REC	YDS	AVG	LG	TD						
J.Williams	3	2	59	29.5	54	1	L.Bell	7	6	27	4.5	8	0						
R.Cobb	2	2	40	20.0	39	1	A.Brown	5	4	74	18.5	39	0						
D.Adams	2	2	7	3.5	5	0	J.James	4	3	32	10.7	17	0						
J.Nelson	2	1	2	2.0	2	0	M.Bryant	3	2	27	13.5	17	1						
							E.Rogers	4	1	4	4.0	4	0						
							X.Grimble	1	1	1	1.0	1	1						
							J.Hunter	1	0	0	0.0	0	0						
<b>Total</b>	<b>9</b>	<b>7</b>	<b>108</b>	<b>15.4</b>	<b>54</b>	<b>2</b>	<b>Total</b>	<b>25</b>	<b>17</b>	<b>165</b>	<b>9.7</b>	<b>39</b>	<b>2</b>						

Green Bay Packers												Regular Defensive Plays					Special Teams					Misc			
	TKL	AST	COMB	SK	YDS	TFL	Q	IN	PD	FF	FR	TKL	AST	FF	FR	BL	TKL	AST	FF	FR					
B.Martinez	8	3	11	0	0	0	0	0	0	0	0	0	0	0	0	0	0	0	0	0					
J.Ryan	3	4	7	0	0	0	0	0	0	0	0	0	0	0	0	0	0	0	0	0					
M.Burnett	5	0	5	0	0	0	0	0	0	0	0	0	0	0	0	0	0	0	0	0					
D.Randall	0	3	3	0	0	0	0	1	1	0	0	0	0	0	0	0	0	0	0	0					
<b>Total</b>	<b>16</b>	<b>10</b>	<b>26</b>	<b>0</b>	<b>0</b>	<b>0</b>	<b>0</b>	<b>1</b>	<b>1</b>	<b>0</b>	<b>0</b>	<b>0</b>	<b>0</b>	<b>0</b>	<b>0</b>	<b>0</b>	<b>0</b>	<b>0</b>	<b>0</b>	<b>0</b>					



# First Quarter

11/26/2017

## Play By Play

GB wins the coin toss and elects to defer. PIT elects to Receive, and GB elects to defend the north goal.

M.Crosby kicks 62 yards from GB 35 to PIT 3. M.Bryant pushed ob at PIT 41 for 38 yards (J.Jones).

### Pittsburgh Steelers at 15:00, (1st play from scrimmage 14:55)

1-10-PIT 41	(14:55) (Shotgun) B.Roethlisberger pass deep right to A.Brown to GB 39 for 20 yards (D.House).	P1
<u>1-10-GB 39</u>	(14:18) (No Huddle) B.Roethlisberger pass short right to M.Bryant to GB 29 for 10 yards (M.Burnett).	P2
<u>1-10-GB 29</u>	(13:39) (Shotgun) L.Bell right guard to GB 26 for 3 yards (B.Martinez; J.Ryan).	
2-7-GB 26	(13:02) (Shotgun) <i>PENALTY on PIT-A.Brown, False Start, 5 yards, enforced at GB 26 - No Play.</i>	
2-12-GB 31	(12:45) L.Bell right guard to GB 20 for 11 yards (J.Ryan, N.Perry).	
3-1-GB 20	(11:59) (Shotgun) B.Roethlisberger pass short right to L.Bell to GB 18 for 2 yards (B.Martinez, J.Ryan).	P3
<u>1-10-GB 18</u>	(11:24) (No Huddle, Shotgun) B.Roethlisberger pass short left to E.Rogers to GB 14 for 4 yards (B.Martinez; D.Randall).	
2-6-GB 14	(10:42) (Shotgun) B.Roethlisberger pass incomplete short middle to M.Bryant (K.King).	
3-6-GB 14	(10:39) (Shotgun) B.Roethlisberger pass short middle to J.James to GB 4 for 10 yards (J.Jones, D.Randall).	P4
<u>1-4-GB 4</u>	(9:52) (Shotgun) B.Roethlisberger pass short middle to L.Bell to GB 2 for 2 yards (B.Martinez, J.Ryan).	
2-2-GB 2	(9:10) B.Roethlisberger pass incomplete short right to J.Hunter (D.House).	
3-2-GB 2	(9:06) (Shotgun) M.Bryant left end to GB 1 for 1 yard (K.King).	
4-1-GB 1	<b>(8:19) (Shotgun) B.Roethlisberger pass short middle to X.Grimble for 1 yard, TOUCHDOWN.</b>	P5
	C.Boswell extra point is No Good, Wide Left, Center-K.Canaday, Holder-J.Berry.	

**GB 0 PIT 6, 12 plays, 59 yards, 6:46 drive, 6:46 elapsed**

C.Boswell kicks 65 yards from PIT 35 to end zone, Touchback.

*PENALTY on PIT-V.Williams, Unnecessary Roughness, 15 yards, enforced at GB 25.*

### Green Bay Packers at 8:14

1-10-GB 40	(8:14) (Shotgun) J.Williams right tackle to GB 46 for 6 yards (R.Shazier).	
2-4-GB 46	(7:35) J.Williams up the middle to PIT 48 for 6 yards (S.Davis).	R1
<u>1-10-PIT 48</u>	(7:02) B.Hundley pass short left to D.Adams pushed ob at PIT 43 for 5 yards (A.Burns).	
2-5-PIT 43	(6:29) (Shotgun) J.Williams up the middle to PIT 43 for no gain (M.Hilton).	
3-5-PIT 43	(5:51) (Shotgun) B.Hundley sacked at GB 49 for -8 yards (S.Tuitt). FUMBLES (S.Tuitt) [S.Tuitt], recovered by GB-J.Evans at GB 49. J.Evans to GB 49 for no gain (S.Tuitt). <i>PENALTY on PIT-A.Burns, Illegal Use of Hands, 5 yards, enforced at PIT 43 - No Play.</i>	X2
<u>1-10-PIT 38</u>	(5:27) J.Williams right guard to PIT 39 for -1 yards (V.Williams).	
2-11-PIT 39	<b>(4:53) (Shotgun) B.Hundley pass deep left to R.Cobb for 39 yards, TOUCHDOWN.</b>	P3
	M.Crosby extra point is GOOD, Center-B.Goode, Holder-J.Vogel.	

**GB 7 PIT 6, 6 plays, 60 yards, 1 penalty, 3:29 drive, 10:15 elapsed**

M.Crosby kicks 65 yards from GB 35 to end zone, Touchback.

### Pittsburgh Steelers at 4:45

1-10-PIT 25	(4:45) (Shotgun) B.Roethlisberger pass short left to J.James pushed ob at PIT 30 for 5 yards (B.Martinez).	
2-5-PIT 30	(4:15) (No Huddle, Shotgun) B.Roethlisberger pass incomplete short right to J.James.	
3-5-PIT 30	(4:11) (No Huddle, Shotgun) B.Roethlisberger pass short left to E.Rogers to PIT 39 for 9 yards (D.Randall). <i>Penalty on PIT, Illegal Shift, offsetting, enforced at PIT 30 - No Play.</i> <i>Penalty on GB-M.Daniels, Defensive 12 On-field, offsetting.</i>	
3-5-PIT 30	(3:45) (Shotgun) B.Roethlisberger pass short middle to J.James to PIT 47 for 17 yards (J.Jones).	P6
<u>1-10-PIT 47</u>	(3:03) (No Huddle, Shotgun) B.Roethlisberger pass incomplete deep middle to E.Rogers.	
2-10-PIT 47	(2:59) (No Huddle) L.Bell right tackle to PIT 49 for 2 yards (B.Martinez, D.Randall).	
3-8-PIT 49	(2:17) (No Huddle, Shotgun) B.Roethlisberger pass short middle intended for E.Rogers INTERCEPTED by D.Randall at GB 45. D.Randall for 55 yards, TOUCHDOWN. The Replay Official reviewed the runner was not down by contact ruling, and the play was REVERSED. (No Huddle, Shotgun) B.Roethlisberger pass short middle intended for E.Rogers INTERCEPTED by D.Randall at GB 45. D.Randall to GB 45 for no gain (E.Rogers).	

### Green Bay Packers at 2:12

1-10-GB 45	(2:12) J.Williams up the middle to GB 46 for 1 yard (T.Watt).	
2-9-GB 46	(1:41) B.Hundley pass incomplete short right to J.Nelson. Coverage by 24-Sensabaugh, Pressure by 97-Heyward.	
3-9-GB 46	<b>(1:33) (Shotgun) B.Hundley pass short middle to J.Williams for 54 yards, TOUCHDOWN.</b>	P4
	M.Crosby extra point is GOOD, Center-B.Goode, Holder-J.Vogel.	

**GB 14 PIT 6, 3 plays, 55 yards, 0:50 drive, 13:38 elapsed**

**Green Bay Packers vs Pittsburgh Steelers at Heinz Field**

M.Crosby kicks 64 yards from GB 35 to PIT 1. M.Bryant to PIT 21 for 20 yards (J.Jones).

**Pittsburgh Steelers at 1:22, (1st play from scrimmage 1:18)**

1-10-PIT 21 (1:18) (Shotgun) L.Bell up the middle to PIT 24 for 3 yards (B.Martinez, A.Brooks).

2-7-PIT 24 (:41) (No Huddle, Shotgun) B.Roethlisberger pass short middle to L.Bell to PIT 30 for 6 yards (B.Martinez, J.Ryan).

**END OF QUARTER**

	Score	Time Poss	First Downs				Efficiencies	
			R	P	X	T	3 Down	4 Down
<b>Green Bay Packers</b>	<b>14</b>	<b>4:19</b>	<b>1</b>	<b>2</b>	<b>1</b>	<b>4</b>	<b>1/1</b>	<b>0/0</b>
<b>Pittsburgh Steelers</b>	<b>6</b>	<b>10:41</b>	<b>0</b>	<b>6</b>	<b>0</b>	<b>6</b>	<b>3/5</b>	<b>1/1</b>

## Second Quarter

11/26/2017

## Play By Play

Pittsburgh Steelers continued.

3-1-PIT 30	(15:00) (Shotgun) B.Roethlisberger pass short left to A.Brown to PIT 32 for 2 yards (M.Burnett).	P7
<u>1-10-PIT 32</u>	(14:27) (No Huddle, Shotgun) B.Roethlisberger pass short left to L.Bell pushed ob at PIT 38 for 6 yards (B.Martinez).	
2-4-PIT 38	(14:02) (No Huddle, Shotgun) B.Roethlisberger pass short left to A.Brown ran ob at GB 49 for 13 yards.	P8
<u>1-10-GB 49</u>	(13:35) (No Huddle, Shotgun) B.Roethlisberger pass incomplete deep right to E.Rogers. Coverage 23-Randall.	
2-10-GB 49	(13:30) (Shotgun) L.Bell left guard to GB 44 for 5 yards (M.Burnett).	
3-5-GB 44	(12:47) (Shotgun) B.Roethlisberger scrambles up the middle to GB 41 for 3 yards (K.Fackrell).	
4-2-GB 41	(12:08) (Punt formation) J.Berry punts 36 yards to GB 5, Center-K.Canaday, downed by PIT-D.Heyward-Bey.	

## Green Bay Packers at 11:56

1-10-GB 5	(11:56) J.Williams right guard to GB 6 for 1 yard (T.Watt).	
2-9-GB 6	(11:15) B.Hundley pass short right to D.Adams pushed ob at GB 8 for 2 yards (C.Sensabaugh).	
3-7-GB 8	(10:37) (Shotgun) B.Hundley pass short left to J.Nelson to GB 10 for 2 yards (A.Burns). <i>Penalty on GB-R.Rodgers, Unnecessary Roughness, declined.</i>	
4-5-GB 10	(10:25) (Punt formation) J.Vogel punts 45 yards to PIT 45, Center-B.Goode. A.Brown to GB 20 for 35 yards. <i>PENALTY on PIT-B.Allen, Offensive Holding, 10 yards, enforced at PIT 45.</i> <i>Penalty on PIT-F.Toussaint, Illegal Block Above the Waist, declined.</i>	

## Pittsburgh Steelers at 10:11

1-10-PIT 35	(10:11) L.Bell up the middle to PIT 38 for 3 yards (M.Daniels).	
2-7-PIT 38	(9:33) L.Bell up the middle to PIT 40 for 2 yards (A.Brooks, B.Martinez).	
3-5-PIT 40	(8:51) (Shotgun) B.Roethlisberger pass deep middle to A.Brown to GB 21 for 39 yards (H.Clinton-Dix).	P9
<u>1-10-GB 21</u>	(8:04) (No Huddle) L.Bell right guard to GB 17 for 4 yards (M.Burnett).	
2-6-GB 17	<b>(7:26) (Shotgun) B.Roethlisberger pass deep left to M.Bryant for 17 yards, TOUCHDOWN.</b> (Pass formation) TWO-POINT CONVERSION ATTEMPT. B.Roethlisberger pass to A.Brown is complete. ATTEMPT SUCCEEDS.	P10

<b>GB 14 PIT 14, 5 plays, 65 yards, 2:51 drive, 7:40 elapsed</b>
--

C.Boswell kicks 62 yards from PIT 35 to GB 3. T.Davis to GB 17 for 14 yards (L.Fort).

## Green Bay Packers at 7:20, (1st play from scrimmage 7:14)

1-10-GB 17	(7:14) (Shotgun) B.Hundley pass incomplete deep right to J.Williams. Pressure by 50-Shazier.	
2-10-GB 17	(7:08) (Shotgun) A.Ripkowski up the middle to GB 21 for 4 yards (J.Hargrave).	
3-6-GB 21	(6:27) (Shotgun) B.Hundley scrambles right end to GB 27 for 6 yards (W.Gay).	R5
<u>1-10-GB 27</u>	(5:43) (Shotgun) T.Davis left end to GB 31 for 4 yards (A.Burns).	
2-6-GB 31	(5:04) J.Williams left guard to GB 35 for 4 yards (R.Shazier).	
3-2-GB 35	(4:24) (Shotgun) B.Hundley pass short middle to R.Cobb to GB 36 for 1 yard (C.Heyward; T.Watt).	
4-1-GB 36	(3:46) (Punt formation) J.Vogel punts 48 yards to PIT 16, Center-B.Goode. A.Brown to PIT 23 for 7 yards (J.Whitehead).	

## Pittsburgh Steelers at 3:35

1-10-PIT 23	(3:35) (Shotgun) B.Roethlisberger pass short middle to L.Bell to PIT 31 for 8 yards (J.Ryan).	
2-2-PIT 31	(2:54) (Shotgun) L.Bell right guard to PIT 37 for 6 yards (M.Daniels).	R11
<u>1-10-PIT 37</u>	(2:15) (Shotgun) L.Bell up the middle to PIT 40 for 3 yards (J.Ryan).	

## Two-Minute Warning

2-7-PIT 40	(2:00) (Shotgun) B.Roethlisberger scrambles up the middle to GB 46 for 14 yards (B.Martinez).	R12
<u>1-10-GB 46</u>	(1:29) (No Huddle, Shotgun) B.Roethlisberger pass incomplete short middle to L.Bell.	
2-10-GB 46	(1:24) (Shotgun) B.Roethlisberger pass short right to L.Bell to GB 43 for 3 yards (M.Burnett). Timeout #1 by PIT at 01:18.	
3-7-GB 43	(1:18) (Shotgun) B.Roethlisberger pass incomplete short left to A.Brown. Coverage 31-House.	
4-7-GB 43	(1:13) (Punt formation) J.Berry punts 33 yards to GB 10, Center-K.Canaday, fair catch by T.Davis.	

## Green Bay Packers at 1:06

1-10-GB 10	(1:06) (Shotgun) J.Williams left guard to GB 22 for 12 yards (M.Mitchell).	R6
<u>1-10-GB 22</u>	(:45) (No Huddle, Shotgun) B.Hundley pass short left to J.Williams to GB 27 for 5 yards (S.Davis). Timeout #1 by GB at 00:37.	
2-5-GB 27	(:37) (Shotgun) J.Williams up the middle to GB 29 for 2 yards (R.Shazier, C.Heyward).	



Green Bay Packers vs Pittsburgh Steelers at Heinz Field

END OF QUARTER

	Score	Time Poss	First Downs				Efficiencies	
			R	P	X	T	3 Down	4 Down
Green Bay Packers	14	6:36	2	0	0	2	1/3	0/0
Pittsburgh Steelers	14	8:24	2	4	0	6	2/4	0/0

# Third Quarter

11/26/2017

## Play By Play

GB elects to Receive, and PIT elects to defend the North goal.

C.Boswell kicks 63 yards from PIT 35 to GB 2. T.Davis to GB 24 for 22 yards (M.Hilton; L.Fort).

### Green Bay Packers at 15:00, (1st play from scrimmage 14:56)

- 1-10-GB 24 (14:56) J.Williams up the middle to GB 33 for 9 yards (M.Mitchell).
- 2-1-GB 33 (14:18) (Shotgun) J.Williams up the middle to GB 33 for no gain (B.Dupree).
- 3-1-GB 33 (13:41) U.John reported in as eligible. J.Williams up the middle to GB 38 for 5 yards (V.Williams). R7
- 1-10-GB 38 (13:10) B.Hundley pass short left to J.Williams to GB 45 for 7 yards (R.Shazier).
- 2-3-GB 45 (12:28) B.Hundley pass incomplete short right to D.Adams. Pressure by 96-Walton, 31-Hilton.  
Timeout #1 by GB at 12:17.
- 3-3-GB 45 **(12:17) (Shotgun) B.Hundley pass deep right to D.Adams for 55 yards, TOUCHDOWN.** P8  
M.Crosby extra point is GOOD, Center-B.Goode, Holder-J.Vogel.

**GB 21 PIT 14, 6 plays, 76 yards, 2:54 drive, 2:54 elapsed**

M.Crosby kicks 65 yards from GB 35 to end zone, Touchback.

### Pittsburgh Steelers at 12:06

- 1-10-PIT 25 (12:06) L.Bell up the middle to PIT 29 for 4 yards (M.Daniels; D.Randall).
- 2-6-PIT 29 (11:33) L.Bell left guard to PIT 40 for 11 yards (J.Hawkins). R13
- 1-10-PIT 40 (10:56) L.Bell left tackle to PIT 44 for 4 yards (D.Lowry; M.Daniels).
- 2-6-PIT 44 (10:17) L.Bell up the middle to PIT 46 for 2 yards (M.Burnett, J.Ryan).
- 3-4-PIT 46 (9:36) (Shotgun) B.Roethlisberger pass short left to M.Bryant to GB 44 for 10 yards (J.Hawkins). P14
- 1-10-GB 44 (8:58) (No Huddle, Shotgun) B.Roethlisberger pass short right to M.Bryant to GB 41 for 3 yards (D.Randall).
- 2-7-GB 41 (8:18) (No Huddle, Shotgun) L.Bell right end to GB 36 for 5 yards (B.Martinez).  
*PENALTY on PIT-M.Pouncey, Offensive Holding, 10 yards, enforced at GB 41 - No Play.*
- 2-17-PIT 49 (7:49) (Shotgun) B.Roethlisberger pass short middle intended for L.Bell INTERCEPTED by B.Martinez (A.Brooks) at PIT 48. B.Martinez to PIT 45 for 3 yards (C.Hubbard).

### Green Bay Packers at 7:42

- 1-10-PIT 45 (7:42) J.Williams up the middle to PIT 39 for 6 yards (S.Davis).
- 2-4-PIT 39 (7:08) (Shotgun) J.Williams up the middle to PIT 36 for 3 yards (V.Williams).
- 3-1-PIT 36 (6:28) (Shotgun) J.Williams right guard to PIT 31 for 5 yards (C.Heyward, B.Dupree). R9
- 1-10-PIT 31 (5:46) B.Hundley sacked at PIT 36 for -5 yards (L.Walton).
- 2-15-PIT 36 (5:01) (Shotgun) B.Hundley pass incomplete short middle to J.Nelson (T.Watt).
- 3-15-PIT 36 (4:57) (Shotgun) B.Hundley sacked at PIT 39 for -3 yards (C.Heyward).
- 4-18-PIT 39 (4:20) (Field Goal formation) M.Crosby 57 yard field goal is No Good, Wide Left, Center-B.Goode, Holder-J.Vogel.

### Pittsburgh Steelers at 4:15

- 1-10-PIT 47 (4:15) (Shotgun) B.Roethlisberger pass short middle to L.Bell to GB 41 for 12 yards (K.King). P15
- 1-10-GB 41 (3:34) L.Bell left guard to GB 37 for 4 yards (V.Biegel).
- 2-6-GB 37 (2:54) B.Roethlisberger scrambles left guard to GB 29 for 8 yards (M.Daniels). R16
- 1-10-GB 29 (2:12) (Shotgun) B.Roethlisberger pass short middle to L.Bell to GB 14 for 15 yards (B.Martinez). P17
- 1-10-GB 14 (1:28) (Shotgun) B.Roethlisberger pass short right to A.Brown to GB 3 for 11 yards (D.House). P18
- 1-3-GB 3 (:57) (No Huddle) B.Roethlisberger pass incomplete short right to M.Bryant (D.House).  
*PENALTY on GB-D.House, Defensive Pass Interference, 2 yards, enforced at GB 3 - No Play.* X19
- 1-1-GB 1 (:54) **(Shotgun) B.Roethlisberger pass short left to A.Brown for 1 yard, TOUCHDOWN.** P20  
C.Boswell extra point is GOOD, Center-K.Canaday, Holder-J.Berry.

**GB 21 PIT 21, 6 plays, 53 yards, 1 penalty, 3:25 drive, 14:10 elapsed**

C.Boswell kicks 65 yards from PIT 35 to end zone, Touchback.

### Green Bay Packers at 0:50

- 1-10-GB 25 (:50) J.Williams right guard to GB 23 for -2 yards (M.Hilton, C.Heyward).
- 2-12-GB 23 (:10) (Shotgun) B.Hundley pass incomplete short middle to R.Rodgers. Coverage 31-Hilton.
- 3-12-GB 23 (:04) (Shotgun) B.Hundley sacked at GB 19 for -4 yards (C.Heyward).

### END OF QUARTER

	Score	Time Poss	First Downs				Efficiencies	
			R	P	X	T	3 Down	4 Down
Green Bay Packers	21	7:11	2	1	0	3	3/5	0/0
Pittsburgh Steelers	21	7:49	2	5	1	8	1/1	0/0

## Fourth Quarter

11/26/2017

## Play By Play

Green Bay Packers continued.

4-16-GB 19 (15:00) (Punt formation) J.Vogel punts 46 yards to PIT 35, Center-B.Goode, fair catch by A.Brown.  
*PENALTY on GB-A.Ripkowski, Offensive Holding, 10 yards, enforced at PIT 35.*

## Pittsburgh Steelers at 14:53

1-10-PIT 45 (14:53) L.Bell up the middle to GB 41 for 14 yards (J.Jones, H.Clinton-Dix). R21

1-10-GB 41 (14:13) L.Bell up the middle to GB 40 for 1 yard (M.Daniels).

2-9-GB 40 (13:31) L.Bell left guard to GB 35 for 5 yards (M.Burnett, Q.Dial). FUMBLES (M.Burnett), RECOVERED by GB-B.Martinez at GB 34.  
 B.Martinez to GB 34 for no gain (R.Foster).  
 The Replay Official reviewed the fumble ruling, and the play was Upheld. The ruling on the field stands.

## Green Bay Packers at 13:24

1-10-GB 34 (13:24) (Shotgun) B.Hundley pass incomplete short right to D.Adams [C.Heyward].

2-10-GB 34 (13:20) (Shotgun) B.Hundley pass incomplete short left to R.Rodgers (R.Shazier).

3-10-GB 34 (13:16) (Shotgun) B.Hundley pass incomplete short right to D.Adams. Pressure by 90-Watt.

4-10-GB 34 (13:11) (Punt formation) K.Fackrell reported in as eligible. J.Vogel punts 44 yards to PIT 22, Center-B.Goode, fair catch by A.Brown.  
*PENALTY on GB-J.Jones, Face Mask (15 Yards), 15 yards, enforced at GB 34 - No Play.*

4-25-GB 19 (13:03) (Punt formation) K.Fackrell reported in as eligible. J.Vogel punts 49 yards to PIT 32, Center-B.Goode, fair catch by A.Brown.

## Pittsburgh Steelers at 12:56

1-10-PIT 32 (12:56) (Shotgun) B.Roethlisberger sacked at PIT 22 for -10 yards (M.Daniels).

2-20-PIT 22 (12:15) (Shotgun) B.Roethlisberger pass short left to L.Bell to PIT 36 for 14 yards (B.Martinez).

3-6-PIT 36 (11:32) (No Huddle, Shotgun) B.Roethlisberger pass short left to E.Rogers to PIT 47 for 11 yards (K.King). P22

1-10-PIT 47 (10:51) (Shotgun) L.Bell right guard to PIT 44 for -3 yards (B.Martinez).

2-13-PIT 44 (10:11) (Shotgun) B.Roethlisberger pass short right to L.Bell to GB 44 for 12 yards (K.Fackrell, M.Adams).

3-1-GB 44 (9:28) L.Bell left tackle to GB 33 for 11 yards (B.Martinez). R23

1-10-GB 33 (8:50) (Shotgun) B.Roethlisberger pass deep right to A.Brown for 33 yards, TOUCHDOWN. P24

C.Boswell extra point is GOOD, Center-K.Canaday, Holder-J.Berry.

<b>GB 21 PIT 28, 7 plays, 68 yards, 4:14 drive, 6:18 elapsed</b>
--

C.Boswell kicks 65 yards from PIT 35 to GB 0. T.Davis to GB 23 for 23 yards (R.Nix; R.Golden).

## Green Bay Packers at 8:42, (1st play from scrimmage 8:37)

1-10-GB 23 (8:37) (Shotgun) B.Hundley pass short left to R.Rodgers to GB 48 for 25 yards (B.Dupree). P10

1-10-GB 48 (8:03) B.Hundley pass short right to R.Cobb pushed ob at PIT 40 for 12 yards (M.Hilton). P11

1-10-PIT 40 (7:28) U.John reported in as eligible. J.Williams right guard to PIT 39 for 1 yard (B.Dupree, T.Alualu).

2-9-PIT 39 (6:48) (Shotgun) B.Hundley pass short middle to D.Adams to PIT 27 for 12 yards (R.Shazier). P12

1-10-PIT 27 (6:14) B.Hundley pass short left to J.Nelson to PIT 20 for 7 yards (S.Davis).

2-3-PIT 20 (5:35) (Shotgun) J.Williams up the middle to PIT 18 for 2 yards (V.Williams; S.Tuitt).

3-1-PIT 18 (4:56) B.Hundley pass short left to J.Nelson to PIT 16 for 2 yards (A.Burns). P13

1-10-PIT 16 (4:15) J.Williams left guard to PIT 18 for -2 yards (S.Tuitt, M.Hilton).

2-12-PIT 18 (3:35) (Shotgun) B.Hundley pass incomplete short left to D.Adams. Coverage by 25-Burns, Pressure by 28-Davis.

3-12-PIT 18 (3:30) (Shotgun) B.Hundley pass short left to R.Cobb to PIT 12 for 6 yards (S.Davis, R.Shazier).

Timeout #2 by GB at 02:50.

4-6-PIT 12 (2:50) (Pass formation) B.Hundley pass short left to D.Adams to PIT 4 for 8 yards (W.Gay). P14

1-4-PIT 4 (2:08) (Shotgun) J.Williams up the middle for 4 yards, TOUCHDOWN. R15

M.Crosby extra point is GOOD, Center-B.Goode, Holder-J.Vogel.

<b>GB 28 PIT 28, 12 plays, 77 yards, 6:40 drive, 12:58 elapsed</b>
--

M.Crosby kicks 65 yards from GB 35 to end zone, Touchback.

## Pittsburgh Steelers at 2:02

1-10-PIT 25 (2:02) (Shotgun) B.Roethlisberger pass short middle to E.Rogers to PIT 31 for 6 yards (M.Burnett).

## Two-Minute Warning

2-4-PIT 31 (1:58) (Shotgun) B.Roethlisberger pass short middle to A.Brown to PIT 44 for 13 yards (H.Clinton-Dix). P25

*Penalty on GB-B.Martinez, Defensive Holding, declined.*

1-10-PIT 44 (1:50) (No Huddle, Shotgun) B.Roethlisberger pass short right to L.Bell pushed ob at GB 46 for 10 yards (J.Hawkins). P26

1-10-GB 46 (1:43) (No Huddle, Shotgun) B.Roethlisberger pass incomplete short left to M.Bryant. Coverage by 20-King.

**Green Bay Packers vs Pittsburgh Steelers at Heinz Field**

- 2-10-GB 46 (1:38) (No Huddle, Shotgun) B.Roethlisberger pass incomplete short right to A.Brown. Coverage 28-Hawkins
- 3-10-GB 46 (1:33) (Shotgun) B.Roethlisberger pass incomplete deep left to E.Rogers (D.Randall) [N.Perry].
- 4-10-GB 46 (1:21) (Punt formation) J.Berry punts 28 yards to GB 18, Center-K.Canaday, fair catch by T.Davis.

**Green Bay Packers at 1:20**

- 1-10-GB 18 (1:20) (Shotgun) B.Hundley sacked at GB 12 for -6 yards (T.Watt).
- 2-16-GB 12 (:39) (Shotgun) B.Hundley pass short right to J.Williams pushed ob at GB 15 for 3 yards (R.Shazier).
- 3-13-GB 15 (:32) (Shotgun) J.Williams up the middle to GB 19 for 4 yards (R.Shazier).  
Timeout #1 by PIT at 00:27.
- 4-9-GB 19 (:27) (Punt formation) J.Vogel punts 53 yards to PIT 28, Center-B.Goode. A.Brown to PIT 30 for 2 yards (T.Davis).

**Pittsburgh Steelers at 0:17**

- 1-10-PIT 30 (:17) (Shotgun) B.Roethlisberger pass deep left to A.Brown pushed ob at GB 47 for 23 yards (J.Jones). P27  
The Replay Official reviewed the pass completion ruling, and the play was Upheld. The ruling on the field was confirmed.
- 1-10-GB 47 (:13) (Shotgun) B.Roethlisberger pass short left to A.Brown pushed ob at GB 33 for 14 yards (K.King). P28
- 1-10-GB 33 (:09) (Shotgun) B.Roethlisberger pass short left to L.Bell to GB 35 for -2 yards (M.Burnett).  
Timeout #2 by PIT at 00:04.  
Timeout #3 by GB at 00:04.
- 2-12-GB 35 (:04) (Field Goal formation) C.Boswell 53 yard field goal is GOOD, Center-K.Canaday, Holder-J.Berry.

GB 28 PIT 31, 4 plays, 35 yards, 0:17 drive, 15:00 elapsed
--

**END OF QUARTER**

	Score	Time Poss	First Downs				Efficiencies	
			R	P	X	T	3 Down	4 Down
<b>Green Bay Packers</b>	<b>28</b>	<b>8:18</b>	<b>1</b>	<b>5</b>	<b>0</b>	<b>6</b>	<b>1/4</b>	<b>1/1</b>
<b>Pittsburgh Steelers</b>	<b>31</b>	<b>6:42</b>	<b>2</b>	<b>6</b>	<b>0</b>	<b>8</b>	<b>2/3</b>	<b>0/0</b>

# Miscellaneous Statistics Report

Green Bay Packers vs Pittsburgh Steelers  
11/26/2017 at Heinz Field

## Ten Longest Plays for Green Bay Packers

Yards	Qtr	Play Start	Play Description
55	3	3-3-GB 45	(12:17) (Shotgun) B.Hundley pass deep right to D.Adams for 55 yards, TOUCHDOWN.
54	1	3-9-GB 46	(1:33) (Shotgun) B.Hundley pass short middle to J.Williams for 54 yards, TOUCHDOWN.
39	1	2-11-PIT 39	(4:53) (Shotgun) B.Hundley pass deep left to R.Cobb for 39 yards, TOUCHDOWN.
25	4	1-10-GB 23	(8:37) (Shotgun) B.Hundley pass short left to R.Rodgers to GB 48 for 25 yards (B.Dupree).
12	2	1-10-GB 10	(1:06) (Shotgun) J.Williams left guard to GB 22 for 12 yards (M.Mitchell).
12	4	1-10-GB 48	(8:03) B.Hundley pass short right to R.Cobb pushed ob at PIT 40 for 12 yards (M.Hilton).
12	4	2-9-PIT 39	(6:48) (Shotgun) B.Hundley pass short middle to D.Adams to PIT 27 for 12 yards (R.Shazier).
9	3	1-10-GB 24	(14:56) J.Williams up the middle to GB 33 for 9 yards (M.Mitchell).
8	4	4-6-PIT 12	(2:50) (Pass formation) B.Hundley pass short left to D.Adams to PIT 4 for 8 yards (W.Gay).
7	3	1-10-GB 38	(13:10) B.Hundley pass short left to J.Williams to GB 45 for 7 yards (R.Shazier).

## Ten Longest Plays for Pittsburgh Steelers

Yards	Qtr	Play Start	Play Description
39	2	3-5-PIT 40	(8:51) (Shotgun) B.Roethlisberger pass deep middle to A.Brown to GB 21 for 39 yards (H.Clinton-Dix).
33	4	1-10-GB 33	(8:50) (Shotgun) B.Roethlisberger pass deep right to A.Brown for 33 yards, TOUCHDOWN.
23	4	1-10-PIT 30	(:17) (Shotgun) B.Roethlisberger pass deep left to A.Brown pushed ob at GB 47 for 23 yards (J.Jones).
20	1	1-10-PIT 41	(14:55) (Shotgun) B.Roethlisberger pass deep right to A.Brown to GB 39 for 20 yards (D.House).
17	1	3-5-PIT 30	(3:45) (Shotgun) B.Roethlisberger pass short middle to J.James to PIT 47 for 17 yards (J.Jones).
17	2	2-6-GB 17	(7:26) (Shotgun) B.Roethlisberger pass deep left to M.Bryant for 17 yards, TOUCHDOWN.
15	3	1-10-GB 29	(2:12) (Shotgun) B.Roethlisberger pass short middle to L.Bell to GB 14 for 15 yards (B.Martinez).
14	2	2-7-PIT 40	(2:00) (Shotgun) B.Roethlisberger scrambles up the middle to GB 46 for 14 yards (B.Martinez).
14	4	1-10-PIT 45	(14:53) L.Bell up the middle to GB 41 for 14 yards (J.Jones, H.Clinton-Dix).
14	4	2-20-PIT 22	(12:15) (Shotgun) B.Roethlisberger pass short left to L.Bell to PIT 36 for 14 yards (B.Martinez).

## Touchdown Scoring Information

		Offense	Defense	Special Teams
<b>VISITOR</b>	Green Bay Packers	4	0	0
<b>HOME</b>	Pittsburgh Steelers	4	0	0

## Player Scoring Information

Club	Player	TD	Rush TD	Rec TD	KO TD	Punt TD	Int TD	Fum TD	Misc TD	FG	XP	2Pt Rush	2Pt Rec	Sfty	Points
GB	J.Williams	0	1	1	0	0	0	0	0	0	0	0	0	0	12
GB	D.Adams	0	0	1	0	0	0	0	0	0	0	0	0	0	6
GB	R.Cobb	0	0	1	0	0	0	0	0	0	0	0	0	0	6
GB	M.Crosby	0	0	0	0	0	0	0	0	0	4	0	0	0	4
PIT	A.Brown	0	0	2	0	0	0	0	0	0	0	0	1	0	14
PIT	M.Bryant	0	0	1	0	0	0	0	0	0	0	0	0	0	6
PIT	X.Grimble	0	0	1	0	0	0	0	0	0	0	0	0	0	6
PIT	C.Boswell	0	0	0	0	0	0	0	0	1	2	0	0	0	5

## Possession Detail

	First Half		Second Half		Game	
	Visitor	Home	Visitor	Home	Visitor	Home
Largest Lead	8	6	7	7	8	7
Drives Leading	2	0	1	0	3	0
Time of Possession Leading	2:35	0:00	3:27	0:00	6:02	0:00
Largest Deficit	-6	-8	-7	-7	-7	-8
Drives Trailing	1	3	1	2	2	5
Time of Possession Trailing	3:29	9:50	6:40	7:49	10:09	17:39
Times Score Tied Up		1		2		3
Lead Changes		2		3		5

# Playtime Percentage

*Percent of playtime per player on offense, defense and special teams*

## Green Bay Packers

## Pittsburgh Steelers

		Offense	Defense	Special Teams				Offense	Defense	Special Teams	
J Evans	G	55	100%	5	18%	A Brown	WR	74	100%	6	21%
J Spriggs	T	55	100%	5	18%	A Villanueva	T	74	100%	5	18%
D Bakhtiari	T	55	100%	5	18%	C Hubbard	T	74	100%	4	14%
L Taylor	G	55	100%	5	18%	D DeCastro	G	74	100%	4	14%
C Linsley	C	55	100%			R Foster	G	74	100%	4	14%
B Hundley	QB	55	100%			M Pouncey	C	74	100%		
J Nelson	WR	52	95%			B Roethlisberger	QB	74	100%		
D Adams	WR	48	87%			L Bell	RB	72	97%		
J Williams	RB	45	82%			J James	TE	64	86%	4	14%
R Cobb	WR	38	69%			M Bryant	WR	58	78%	5	18%
R Rodgers	TE	37	67%	10	36%	E Rogers	WR	55	74%		
L Kendricks	TE	29	53%	1	4%	X Grimble	TE	20	27%		
A Ripkowski	FB	12	22%	16	57%	D Heyward-Bey	WR	8	11%	14	50%
G Allison	WR	8	15%	10	36%	J Hunter	WR	7	9%		
T Davis	WR	3	5%	11	39%	R Nix	FB	5	7%	19	68%
U John	T	3	5%	5	18%	J Hawkins	T	5	7%		
B Martinez	LB		74 100%	6	21%	F Toussaint	RB	1	1%	10	36%
H Clinton-Dix	FS		74 100%	4	14%	J Conner	RB	1	1%	5	18%
M Burnett	SS		73 99%			A Burns	CB		55 100%	11	39%
D House	CB		68 92%	5	18%	S Davis	SS		55 100%	8	29%
D Randall	CB		66 89%	1	4%	M Mitchell	FS		55 100%	5	18%
M Daniels	DT		53 72%	4	14%	C Sensabaugh	CB		54 98%	10	36%
J Ryan	LB		52 70%	14	50%	T Watt	LB		53 96%	13	46%
N Perry	LB		50 68%	2	7%	R Shazier	LB		53 96%	4	14%
A Brooks	LB		48 65%	2	7%	B Dupree	LB		53 96%	4	14%
K Fackrell	LB		46 62%	21	75%	C Heyward	DE		50 91%	9	32%
K King	CB		39 53%	3	11%	S Tuitt	DE		48 87%	7	25%
J Hawkins	CB		36 49%	11	39%	V Williams	LB		43 78%	10	36%
Q Dial	NT		34 46%	9	32%	M Hilton	CB		33 60%	5	18%
D Lowry	DE		33 45%	9	32%	J Hargrave	NT		20 36%	1	4%
J Jones	SS		26 35%	6	21%	W Gay	CB		16 29%		
V Biegel	LB		22 30%	12	43%	T Alualu	DE		7 13%	5	18%
M Adams	DT		15 20%	4	14%	L Walton	DE		3 5%	6	21%
J Whitehead	FS		3 4%	20	71%	T Matakevich	LB		2 4%	20	71%
M Evans	SS		1 1%	23	82%	A Chickillo	LB		2 4%	19	68%
C Matthews	LB		1 1%			A Moats	LB		2 4%	5	18%
J Thomas	LB			18	64%	R Golden	SS		1 2%	19	68%
J Janis	WR			13	46%	L Fort	LB			19	68%
J Vogel	P			11	39%	C Boswell	K			9	32%
B Goode	LS			11	39%	B Allen	CB			9	32%
M Crosby	K			10	36%	K Canaday	LS			7	25%
J Kerridge	FB			8	29%	J Berry	P			7	25%
L Pipkins	CB			8	29%	J Wilcox	FS			6	21%
						B Finney	C			4	14%