

GREEN BAY PACKERS
WEEKLY MEDIA INFORMATION PACKET

GREEN BAY PACKERS **VS** WASHINGTON REDSKINS
SUNDAY, SEPT. 23, 2018 @ 12 PM CDT - FedExField



THE DOPE SHEET

OFFICIAL PROGRAM AND PUBLICATION, ACME-PACKERS FOOTBALL TEAM.

Packers Communications • Lambeau Field Atrium • 1265 Lombardi Avenue • Green Bay, WI 54304 • 920/569-7500 • 920/569-7201 fax
Jason Wahlers, Sarah Quick, Tom Fanning, Nathan LoCascio

VOL. XX; NO. 9

GREEN BAY (1-0-1) AT WASHINGTON (1-1)

Sunday, Sept. 23 • FedExField • 12 p.m. CDT

PACKERS FACE FIRST ROAD TEST AT WASHINGTON

The Green Bay Packers go on the road to face the Redskins, marking Green Bay's first September visit to Washington. It is the first time since 2012 that Green Bay's road opener has come in Week 3.



- ▶ Including the postseason, it is the third game between the two in the last four seasons, with all three taking place at Washington.
- ▶ The Packers have won five of the last seven regular-season contests between the two clubs.
- ▶ Green Bay is 18-14-1 (.563) against Washington during the regular season.
- ▶ While the Redskins have won the past two regular-season home games against the Packers, Green Bay won the 2015 NFC Wild Card contest at Washington, 35-18.
- ▶ Including the postseason, the Packers and Redskins have combined for 50-plus points in each of the last three matchups, with the winning team scoring 35-plus points.
- ▶ It is the fifth time Green Bay and Washington have played in the month of September (1933, 1950, 2001, 2013), but this will be the first time the Packers are the road team.
- ▶ Green Bay holds a 3-0-1 record in September against Washington.
- ▶ Including the postseason, the Packers are 2-2 against the Redskins with **Aaron Rodgers** as the starting quarterback. He has thrown a total of 10 TDs and one interception against Washington while finishing with a passer rating above 90.0 three times (146.0, 115.0, 93.5).
- ▶ Green Bay is opening the season with three NFC opponents for the first time since 2012.
- ▶ If the Packers win on Sunday, they will open up without a loss through the first three games of the season for the 22nd time since 1919 and just the eighth time since 1970. Out of the previous 21 times, Green Bay held a record of 2-0-1 after three games just four times (1967, 1943, 1932, 1920).
- ▶ Green Bay will return to Lambeau Field to play the Buffalo Bills on Sunday, Sept. 30, at 12 p.m. CDT.

AGAINST THE NFC EAST

- ▶ Including the postseason, Green Bay has won four consecutive games against NFC East teams and 10 of the last 12.
- ▶ Under Head Coach **Mike McCarthy**, the Packers are 20-11 against teams from the NFC East in the regular and postseason, a .645 winning percentage that ranks No. 1 in the NFC and No. 3 in the NFL since 2006 (San Diego/Los Angeles Chargers, 10-2, .833 pct.; New England Patriots, 10-5, .667 pct.).
- ▶ Including the postseason, QB **Aaron Rodgers** has thrown 52 TDs, 10 INTs and ranks No. 3 among active QBs with a passer rating of 103.9 against NFC East teams since 2008 (min. 300 pass att.)

REGULAR-SEASON WEEK 3

WITH THE CALL

FOX Sports, now in its 25th season as an NFL network television partner, will broadcast the game.



- ▶ Play-by-play man **Kevin Burkhardt** joins analyst **Charles Davis** and sideline reporter **Pam Oliver**.
- ▶ Milwaukee's WTMJ (620 AM), airing Green Bay games since November 1929, heads up the Packers Radio Network that is made up of 50 stations in four states. **Wayne Larrivee** (play-by-play) and two-time Packers Pro Bowler **Larry McCarren** (analyst) call the action. McCarren first joined the team's broadcasts in 1995 and enters his 24th season calling Packers games. After originally being paired together in 1999, McCarren and Larrivee enter their 20th season of broadcasts together. In Week 1, they surpassed Jim Irwin and Max McGee for the most regular-season and postseason games broadcast for the Packers.
- ▶ Compass Media Networks will air the game on radio across the country. **Chris Carrino** (play-by-play) and **Brian Baldinger** (analyst) will call the action with **Jon Rothstein** handling the pregame, halftime and postgame duties.
- ▶ The broadcast is also available on Sirius Satellite Radio (WTMJ feed).
- ▶ DIRECTV subscribers can watch the game on Channel 714.

REGULAR SEASON

Date	Opponent	Time (CT)	TV
Sun., Sept. 9	CHICAGO BEARS	W, 24-23	78,282
Sun., Sept. 16	MINNESOTA VIKINGS (Gold Pkg.)	T, 29-29	78,461
Sun., Sept. 23	at Washington Redskins	12 p.m.	FOX
Sun., Sept. 30	BUFFALO BILLS	12 p.m.	CBS
Sun., Oct. 7	at Detroit Lions	*12 p.m.	FOX
Mon., Oct. 15	SAN FRANCISCO 49ERS	7:15 p.m.	ESPN
Sun., Oct. 21	BYE		
Sun., Oct. 28	at Los Angeles Rams	*3:25 p.m.	FOX
Sun., Nov. 4	at New England Patriots	*7:20 p.m.	NBC
Sun., Nov. 11	MIAMI DOLPHINS (Gold Pkg.)	*12 p.m.	CBS
Thu., Nov. 15	at Seattle Seahawks	7:20 p.m.	FOX/NFL
Sun., Nov. 25	at Minnesota Vikings	*7:20 p.m.	NBC
Sun., Dec. 2	ARIZONA CARDINALS	*12 p.m.	FOX
Sun., Dec. 9	ATLANTA FALCONS	*12 p.m.	FOX
Sun., Dec. 16	at Chicago Bears	*12 p.m.	FOX
Sat., Dec. 23	at New York Jets	*12 p.m.	FOX
Sun., Dec. 30	DETROIT LIONS	*12 p.m.	FOX

*—Start time and broadcast may shift due to NFL flexible scheduling

NFL POSTSEASON DATES

Jan. 5-6	AFC and NFC Wild Card Playoffs
Jan. 12-13	AFC and NFC Divisional Playoffs
Jan. 20	AFC and NFC Championship Games
Jan. 27	Pro Bowl, Camping World Stadium, Orlando, Fla.
Feb. 3	Super Bowl LIII, Mercedes-Benz Stadium, Atlanta, Ga.





PACKERS AT REDSKINS - WEEK 3

SEPTEMBER STARTS

Under Head Coach **Mike McCarthy**, Green Bay has been one of the most successful teams in the league early in the season.

- ▶ The Packers are 11-0-1 in their last 12 games at Lambeau Field in the month of September. In those 12 games, QB **Aaron Rodgers** has recorded a 100-plus passer rating nine times while throwing for three-plus touchdowns eight times.
- ▶ Overall, Green Bay has a 9-2-1 record in its last 12 games in the month of September.
- ▶ The Packers opened the 2016 season with a 27-23 victory at Jacksonville. It was Green Bay's 55th win in a road opener, further extending the top mark in NFL history. Green Bay concluded its 2016 September schedule with a 2-1 record. Last season, the Packers went 3-1 in the season's opening month.
- ▶ In 2015, Green Bay went 3-0 in September, marking the third time under McCarthy that the Packers finished the month undefeated (4-0 in 2007 and 3-0 in 2011).
- ▶ Since McCarthy took over in 2006, the Packers have a 28-14-1 (.667) mark in the month of September, ranking in the top five of the NFL in both wins and winning percentage:

Team	September Wins (2006-18)
1. Denver	30
2. New England	30
3t. Green Bay	28
3t. Baltimore	28
5. Dallas	27
6. Atlanta	26
7t. Cincinnati	24
7t. Philadelphia	24
9t. Arizona	23
9t. Indianapolis	23
9t. Seattle	23

Team	September Winning Pct. (2006-18)
1. New England	30-11 (.732)
2. Denver	30-12 (.714)
3. Baltimore	28-14 (.667)
4. Green Bay	28-14-1 (.663)
5. Dallas	27-14 (.659)
6. Atlanta	26-17 (.605)
7. Cincinnati	24-18 (.571)
8t. Indianapolis/Seattle	23-18 (.561)

▶ In the month of September under McCarthy (2006-18), the Packers rank at or near the top of the NFL in the following categories:

- Points Scored (1st, 1,129)
- Offensive touchdowns (1st, 122)
- Passing touchdowns (1st, 93)
- Total touchdowns (1st, 133)
- Turnover differential (2nd, plus-22)
- Points per game (3rd, 26.3)
- Defensive interceptions (t-2nd, 49)
- Point differential (5th, plus-161)
- Net passing yards (5th, 10,965)

▶ In 2015, Rodgers recorded a passer rating of 135.4 in the month of September. Dating back to 1970, it ranks **No. 5 among NFL quarterbacks** in the month of September (min. 65 pass attempts), according to SportRadar.

Quarterback	Passer Rating in Sept.
1. Tom Brady, NE, 2007	141.8
2. Randall Cunningham, PHI, 1992	141.2
3. Peyton Manning, DEN, 2013	138.0
4. Steve Young, SF, 1997	135.4
5. Aaron Rodgers, GB, 2015	135.4

▶ Since 2008, Rodgers is one of four active quarterbacks in the NFL with a passer rating of 100-plus in the month of September (min. 150 att.).

Quarterback	Passer Rating in Sept.
1. Aaron Rodgers, GB	104.2
2. Drew Brees, NO	103.6
3. Philip Rivers, SD/LAC	101.1
4. Tom Brady, NE	100.4

▶ Since becoming a full-time starter in 2008, Rodgers ranks in the top five in the month of September among active quarterbacks in numerous passing categories (min. 300 att.), according to SportRadar:

Passing Category	Total	Rank
Passing TD Percentage	6.2	1
TD/INT Ratio	4.3	1
Passing Touchdowns	78	2
Completions	830	3
Passing Yards	9,572	3
Completion Pct.	66.5	5

▶ Below are Rodgers' touchdown, interception and passer-rating numbers for each season he has been a starter in the month of September:

Season	Passing TDs	Ints	Passer Rating
2018	4	0	111.3
2017	10	3	100.7
2016	7	1	98.6
2015	10	0	135.4
2014	9	1	109.1
2013	8	3	105.1
2012	7	3	95.7
2011	8	1	120.9
2010	5	3	93.3
2009	4	0	97.2
2008	6	3	91.4

▶ So far this September, Rodgers ranks **No. 5 in the NFL** in passer rating and is one of five quarterbacks to not throw an interception this season (min. 20 pass att.).

▶ Dating back to 2016, WR Davante Adams has six receiving TDs in the month of September, **tied for No. 4 in the league** over that time span.



PACKERS AT REDSKINS - WEEK 3

IN THE CONFERENCE

The Packers have established themselves as one of the best teams in the NFC.

- ▶ Green Bay has 201 wins against the NFC since 1992, the most in the league over that time span (Philadelphia / Dallas, 178).
- ▶ Green Bay's 30 regular-season wins against NFC opponents since 2014 are **tied for No. 1 in the NFL** (five other teams).
- ▶ Under Head Coach **Mike McCarthy**, Green Bay tallied a winning record against NFC opponents in 10 of his first 12 seasons (2006-17):

Season	Record Against NFC Teams
2018	1-0-1
2017	5-7
2016	8-4
2015	7-5
2014	9-3
2013	6-5-1
2012	8-4
2011	12-0
2010	8-4
2009	9-3
2008	5-7
2007	9-3
2006	7-5

- ▶ Dating back to 2006, Green Bay ranks **No. 1 in the NFC** in winning percentage in intra-conference games:

Team	NFC vs. NFC Winning Pct.
1. Green Bay	.651 (94-50-2)
2. New Orleans	.593 (86-59)
3. Seattle	.569 (82-62-1)
4. Dallas	.562 (82-64)
5. Atlanta	.555 (81-65)
6. Philadelphia	.548 (80-66)
7. Minnesota	.541 (78-66-2)

- ▶ The Packers rank **No. 1 in the NFC** in point differential in games against NFC opponents since 2006 (according to pro-football-reference.com):

Team	Point Differential vs. NFC Teams (Since 2006)
1. Green Bay	plus-699
2. New Orleans	plus-599
3. Seattle	plus-465
4. Philadelphia	plus-445
5. Dallas	plus-233

- ▶ Green Bay ranks **No. 2 in the NFL** in points scored against NFC opponents since 2006:

Team	Points Scored Vs. NFC
1. New Orleans	4,011
2. Green Bay	3,807
3. Philadelphia	3,684
4. Dallas	3,518
5. Atlanta	3,454

- ▶ Dating back to 2008, QB **Aaron Rodgers** has a passer rating of 106.2 against NFC teams, ranking **No. 1 in the NFL** over that span.
- ▶ Since entering the NFL in 2014, WR **Davante Adams** has 23 receiving TDs against NFC teams, **No. 4 in the NFL**.
- ▶ While LB **Clay Matthews** not only passed DE Kabeer Gbaja-Biamila for the franchise sack record last season, his 59 career sacks against NFC teams eclipsed Gbaja-Biamila (56.5) for the most by a Green Bay player since 1982. It also ranks **No. 2 in the NFL among active players** vs. NFC teams since 2009 (Julius Peppers, 63.0).

BREAKING DOWN THE ROSTER

The Packers have a 53-man roster that is composed of 25 offensive players, 25 defensive players and three specialists.

- ▶ Of the 53 players on Green Bay's roster, 30 of them (56.6 percent) were draft picks of the Packers. Green Bay has nine players that were drafted in the first round, including seven that were selected by the Packers.
- ▶ Green Bay has 38 players on the roster that were draft picks (71.7 percent), including 22 players that were selected in the first three rounds (41.5 percent).
- ▶ Over a third of the players (19 of 53, 35.8 percent) on Green Bay's roster entered the league as a sixth-round or seventh-round pick or as an undrafted player.
- ▶ Of the 53 players on the roster, 41 of them (77.4 percent) are 28 years old or younger (as of Sept. 23) and 27 players (50.9 percent) are 24 years old or younger.
- ▶ The Packers have 11 players that have made at least one Pro Bowl, with seven of those players being draft picks of Green Bay (Davante Adams, David Bakhtiari, Ha Ha Clinton-Dix, Randall Cobb, Mike Daniels, Clay Matthews, Aaron Rodgers).
- ▶ Of the 53 players on the roster, 39 began their pro careers with the Packers (73.6 percent).
- ▶ Over half the roster consists of rookie or first-year players (33 of 53, 62.3 percent).

GREEN BAY'S ROSTER ...

BY AGE (as of Sept. 23)

21-24	27 players
25-28	14 players
29-32	8 players
33-plus	4 players

BY EXPERIENCE

R-1	15 players
2-3	17 players
4-5	5 players
6-9	11 players
10-plus	5 players

BY DRAFT ROUND

1st	9 players
2nd/3rd	13 players
4th/5th	12 players
6th/7th	4 players
Undrafted	15 players



PACKERS AT REDSKINS - WEEK 3

AT THE HELM

Having led Green Bay to the playoffs in nine of his first 12 seasons as head coach, **Mike McCarthy** is joined by Vince Lombardi and Mike Holmgren as the only coaches to guide the Packers to a Super Bowl win with a victory over Pittsburgh in Super Bowl XLV.

► McCarthy's 121 regular-season wins in his first 12 years as a head coach (2006-17) are **No. 4 in NFL history** (according to the Elias Sports Bureau):

Coach	Wins In First 12 Regular Seasons
1. Don Shula, BAL/MIA	128
2. Tony Dungy, TB/IND	127
3. Joe Gibbs, WAS	124
4. Mike McCarthy, GB	121
5. Andy Reid, PHI/KC	118

► McCarthy guided the Packers to a franchise-record fourth consecutive division title in 2014. In his first 12 seasons, he won six division titles, tying Lombardi for the second most in franchise history.

► With a win at Tampa Bay in Week 16 of the 2014 season, McCarthy passed Lombardi for the No. 2 spot in team history as far as overall victories:

Coach	Overall Wins
1. Curly Lambeau, 1921-49	212
2. Mike McCarthy, 2006-18	132
3. Vince Lombardi, 1959-67	98
4. Mike Holmgren, 1992-98	84

► The 132 overall wins are the most in the NFC and tied for the second most in the NFL since 2006 (New England, 167 / Pittsburgh, 132).

► In Week 6 of the 2017 season, McCarthy recorded his 200th career game as a head coach (including the postseason). Having compiled 128 victories, he tied Bud Grant and Chuck Noll for the **sixth-most wins by a head coach** through 200 games: Don Shula, 149 / Joe Gibbs, 138 / George Halas, 134 / Tony Dungy, 130 / Curly Lambeau, 130.

► McCarthy reached 100 career wins (including playoffs) in just his 155th game. He was the fastest to reach 100 wins in the NFL since George Seifert in 1996 (132 games).

► McCarthy recorded his third regular season with 12-plus wins in 2014 (2007, 2011), passing Lambeau (1929, 1931), Lombardi (1962, 1966), Holmgren (1996-97) and Mike Sherman (2001-02) for the most by a coach in franchise history.

► McCarthy has guided the Packers to five seasons with 11-plus wins (2007, 2009, 2011-12, 2014), passing Lombardi (1961-63, 1966) and Holmgren (1995-98) for the **most by a coach in franchise history**.

► McCarthy's eight regular seasons with 10-plus wins are a **franchise record** (since 1921). Among current NFL head coaches, only Bill Belichick (17) and Andy Reid (12) have more 10-plus-win seasons.

► McCarthy is the **only coach in franchise history** to post three or more consecutive 10-win seasons twice in his career (2009-12, 2014-16).

► McCarthy joined Pittsburgh's Bill Cowher (2005) as the only Super Bowl-winning coaches to lead their respective teams to three road wins as the No. 6 seed in the postseason en route to a world title.

► Including playoffs, McCarthy has a 132-78-2 record since taking over as head coach in 2006, a .627 winning percentage that ranks **No. 3 among current NFL head coaches** (minimum 100 games):

Coach	Winning Pct.
1. Bill Belichick, CLE/NE	.685 (278-128)
2. Mike Tomlin, PIT	.648 (124-67-1)
3. Mike McCarthy, GB	.627 (132-78-2)

► McCarthy has coached in 212 games (including playoffs), **No. 2 in team history** behind Lambeau (339 from 1921-49).

► In the Week 6 victory over the San Diego Chargers in 2015, McCarthy earned the 100th regular-season win of his career in just his 150th game, making him the **seventh-fastest coach in NFL history and the fastest current NFL coach** to reach the 100-win plateau:

Coach (Current)	Games Needed For 100 Regular-Season Wins
1. Mike McCarthy, GB	150
2. Andy Reid, PHI/KC	164
3. Bill Belichick, CLE/NE	177

► Since McCarthy took over in 2006, the Packers rank **No. 3 in the NFL** in regular-season winning percentage:

Team	Winning Pct.
1. New England	.784 (152-42)
2. Pittsburgh	.642 (124-69-1)
3. Green Bay	.634 (122-70-2)

► Green Bay's seven 10-win regular seasons since 2009 are **No. 2 in the NFL**:

Team	10-Win Regular Seasons (Since 2009)
1. New England	9
2. Green Bay	7
3. Pittsburgh	6

WINNING WAYS

► The Packers were the only NFC team and one of two teams in the league (New England) to make the playoffs each season from 2009-16. Those eight appearances were more than the rest of the NFC North Division combined during that span (Minnesota-three / Detroit-three / Chicago-one).

► McCarthy became just the **fourth head coach in NFL history** to lead a single franchise to eight-plus consecutive playoff appearances:

Coach	Years
Tom Landry, DAL	1966-73 and 1975-83
Chuck Noll, PIT	1972-79
Mike McCarthy, GB	2009-16
Bill Belichick, NE	2009-17

► There are five teams in the NFL with six-plus playoff appearances from 2009-17, with only two in the NFC (New England, nine / **Green Bay, eight** / Cincinnati, Pittsburgh, Seattle, six).

► With the victory over Dallas in the 2016 playoffs, McCarthy has led the Packers to 10 wins in the postseason, passing Vince Lombardi and Mike Holmgren for the **most in team history**:

Coach	Postseason Wins
1. Mike McCarthy, 2006-17	10
2t. Vince Lombardi, 1959-67	9
2t. Mike Holmgren, 1992-98	9

► The 10 postseason wins since 2007 are **tied for No. 2 in the NFL** with Baltimore and Seattle (New England, 13). The rest of the NFC North has combined for two postseason wins over the last 10 seasons (Minnesota and Chicago, one each).



THE DOPE ON THIS WEEK'S OPPONENT:

Packers vs. Redskins:

All-time, Regular season:

18-14-1

All-time, Postseason:

2-1

All-time, in Washington:

5-9

Streaks: The Packers have won six of the past eight meetings.

Last meeting, regular season:

Nov. 20, 2016, FedExField, Washington won, 42-24



COACHES CAPSULES

Mike McCarthy: 132-78-2, .627 (incl. 10-8 postseason); 13th NFL season

Jay Gruden: 29-37-1, .440 (incl. 0-1 postseason); 5th NFL season

Head to Head: McCarthy 1-1

vs. Opponent: McCarthy 3-2 vs. Redskins; Gruden 1-1 vs. Packers

MIKE MCCARTHY...Is in his 13th year as the Packers' 14th head coach.

- ▶ Led Green Bay to their eighth consecutive playoff appearance in 2016, tied for the fourth-longest streak in NFL history. Has led the team to nine playoff appearances in the last 11 years (2007, 2009-16).
- ▶ Ranks second in franchise history in total victories, trailing only Curly Lambeau.
- ▶ Guided the Packers to top-10 finishes in scoring in eight straight seasons (2007-14), joining the Patriots as the only other team to accomplish the feat over that span; Packers led the league in scoring in 2014.
- ▶ Reached the 100-win plateau faster than any active NFL head coach, needing just 155 games.
- ▶ Joined Vince Lombardi and Mike Holmgren as the only coaches to guide the Packers to a Super Bowl title with a win over Pittsburgh in Super Bowl XLV.

JAY GRUDEN...Is in his fifth year as the Redskins' 29th head coach.

- ▶ Led Washington to an 8-7-1 record in 2016, giving the club consecutive winning seasons for the first time in 20 years. Gruden's offenses also set franchise records in numerous categories, including net passing yards (4,758) and total net yards (6,545).
- ▶ In 2015, guided the Redskins to an NFC East Championship, posting a 9-7 record. Gruden became the sixth coach in team history to lead Washington to a playoff berth within the first two years at the helm.
- ▶ As Bengals offensive coordinator, coached QB Andy Dalton to a 30-18 record as the Bengals' starting QB from 2011-13, the fifth-most wins for a QB in the NFL over that span.
- ▶ Coached under his brother, Jon, in Tampa Bay, winning Super Bowl XXXVII as an offensive assistant for the Buccaneers.

THE PACKERS-REDSKINS SERIES

- ▶ The Packers first met the Redskins (then Boston Braves) in 1932, five days after Franklin D. Roosevelt won his first presidential election.
- ▶ The clubs met memorably in the 1936 NFL championship game. That year, Redskins owner George Preston Marshall, upset with his fans' lack of support, was moving his team to Washington and didn't want to host the championship in Boston. The NFL moved the game to New York's Polo Grounds, where Green Bay claimed its fourth world championship, 21-6.
- ▶ The teams played in the highest-scoring game in *Monday Night Football* history on Oct. 17, 1983, at Lambeau Field, a contest that featured 11 TDs and six FGs in the 48-47 Green Bay win.

NOTABLE CONNECTIONS

Packers president & CEO Mark Murphy played eight seasons (1977-84) with the Redskins, serving as co-captain from 1980-84, playing on the Super Bowl XVII championship team and earning All-Pro and Pro Bowl honors in 1983...Green Bay executive vice president/director of football operations Russ Ball spent the 2001 season as director of football administration for Washington...Packers LB Oren Burks is from Lorton, Va. ...Green Bay S Raven Greene is from Virginia Beach, Va., and played collegiately at James Madison...Packers T/G Alex Light is a Salem, Va. native, and played at the University of Richmond...Packers special teams coordinator Ron Zook coached at Virginia Tech in 1987...Redskins assistant head coach/offensive line Bill Callahan coached the Wisconsin Badgers' offensive line from 1990-94...Callahan, Washington offensive coordinator Matt Cavanaugh and special teams coordinator Ben Kotwica coached alongside Green Bay defensive coordinator Mike Pettine with the N.Y. Jets...Packers DL Muhammad Wilkerson also played for the Jets during that period...Green Bay head coach Mike McCarthy, Zook and quarterbacks coach Frank Cignetti all coached for Kansas City during Washington defensive coordinator Greg Manusky's time playing for the Chiefs...Cignetti, Packers offense - pass game coordinator Jim Hostler, Manusky and Redskins defensive line coach Jim Tomsula coached together in San Francisco in 2007...Additionally, Hostler and Manusky served on the same coaching staff in Indianapolis in 2015...Green Bay associate head coach/linebackers coach Winston Moss played for the Los Angeles Raiders with Redskins running backs coach Randy Jordan in 1993...Washington RB Adrian Peterson teamed with Packers CB Tramon Williams for part of the 2017 season with the Arizona Cardinals...Green Bay TE Jimmy Graham played alongside Redskins WR Paul Richardson Jr. in Seattle for three seasons (2015-17)...Packers TE Marcedes Lewis played with Washington DL Ziggy Hood in Jacksonville in 2014...Green Bay TE Lance Kendricks was teammates with Redskins WR Brian Quick on the Los Angeles/St. Louis Rams from 2012-16...Packers running backs coach Ben Sirmans (2012-15) was on the Rams' coaching staff for four seasons while Quick was with the team...Green Bay QB DeShone Kizer was teammates with Washington DL Caleb Brantley in Cleveland in 2017...Packers T/G Byron Bell played with Redskins CB Josh Norman in Carolina for three seasons (2012-14)...Bell also teamed with Washington LB Zach Brown in 2015 on the Tennessee Titans...Pettine, Green Bay tight ends coach Brian Angelichio and defensive quality control coach Ryan Downard coached alongside Redskins passing game coordinator Kevin O'Connell in Cleveland for one year (2015)...Williams also played for the Browns in 2015...Cavanaugh coached at the University of Pittsburgh with Angelichio (2006-08) and Packers defensive assistant Scott McCurley (2005)...Zook coached special teams at Florida for two seasons (1994-95) while Washington wide receivers coach Ike Hilliard played for the Gators...Lewis played alongside Redskins assistant offensive line coach Phil Rauscher at UCLA for two seasons (2004-05)...Green Bay defensive line coach Jerry Montgomery coached at Oklahoma for one season (2014) while Washington RB Samaje Perine played for the Sooners...Redskins G Brandon Scherff was coached at Iowa by Packers wide receivers coach David Raih (2011-12)...Former college teammates include: Packers S Ha Ha Clinton-Dix, Redskins DL Jonathan Allen and LB Ryan Anderson (Alabama), Packers P JK Scott, Allen, Anderson, Redskins LB Shaun Dion Hamilton and DL Daron Payne (Alabama), Packers LT David Bakhtiari and Richardson Jr. (Colorado), Packers G Lucas Patrick and Redskins WR Jamison Crowder (Duke), Packers LB Antonio Morrison, Redskins TE Jordan Reed and CB Quinton Dunbar (Florida), Packers DL Mike Daniels and Scherff (Iowa), Packers CB Jaire Alexander, Redskins T Geron Christian Sr. and LB Josh Harvey-Clemons (Louisville), Packers DL Kenny Clark and Redskins CB Fabian Moreau (UCLA).

LAST MEETING, REGULAR SEASON

Nov. 20, 2016, FedExField, Washington won, 42-24

- ▶ Green Bay QB Aaron Rodgers completed 26 of 41 passes for 351 yards and three TDs.
- ▶ Washington RB Rob Kelley led all rushers with 137 yards and three TDs.
- ▶ Redskins WR Pierre Garcon (116) and Crowder (102) both eclipsed 100 yards receiving.



PACKERS AT REDSKINS - WEEK 3

TAKING HIS PLACE AMONG THE GAME'S BEST

QB **Aaron Rodgers** surpassed the 1,500-attempt plateau for his career in 2010, the benchmark to qualify for passer rating in the NFL record book.

▶ Rodgers ranks **No. 1 in NFL history** in career passer rating:

Quarterback	Career Passer Rating
1. Aaron Rodgers, GB	103.9
2. Russell Wilson, SEA	98.7
3. Tom Brady, NE	97.6
4. Tony Romo, DAL	97.1
5. Drew Brees, SD/NO	97.0

▶ Rodgers registered the sixth 4,000-yard passing season of his career in 2016, setting the **franchise record** as he surpassed Favre's mark of five 4,000-yard seasons.

▶ Three times Rodgers has had 10-plus zero-INT games (min. 15 att.) in a season (11 in 2016, 13 in 2014, 12 in 2009). The only other QB in team history to have 10 in a season was Bart Starr (10) in 1964.

▶ In 2016, Rodgers set the **single-season franchise record for completions** with 401, surpassing Favre's mark of 372 in 2005.

▶ In the Week 7 victory over Chicago (2016), Rodgers set a **single-game franchise record** with 39 completions, besting the previous high of 36 by Favre at Chicago on Dec. 5, 1993.

▶ According to the Elias Sports Bureau, Rodgers reached the 35,000-yard passing mark on his 4,446th attempt (2016), the **second-fewest attempts needed in NFL history** behind QB Johnny Unitas (4,388 attempts).

▶ Rodgers, who has 39,069 passing yards and 317 passing TDs in 151 career games, is looking to become the **first quarterback in NFL history to reach 40,000 passing yards and 300 TD passes in fewer than 157 games**, the number in which both Peyton Manning and Dan Marino reached the two marks.

▶ A look at where Rodgers ranks among active NFL quarterbacks **since he took over as the starter in 2008** (min. 1,500 attempts):

Quarterback	Passing TDs (Since 2008)
1. Drew Brees, NO	359
2. Aaron Rodgers, GB	316
3. Philip Rivers, SD/LAC	304
Quarterback	Passer Rating (Since 2008)
1. Aaron Rodgers, GB	104.3
2. Drew Brees, NO	101.3
3. Tom Brady, NE	100.9
Quarterback	Yards/Attempt (Since 2008)
1. Aaron Rodgers, GB	7.89
2. Philip Rivers, LAC	7.88
3. Drew Brees, NO	7.85
Quarterback	INT Percentage (Since 2008)
1. Tom Brady, NE	1.4
2. Aaron Rodgers, GB	1.6
3. Alex Smith, SF/KC/WAS	1.7
Quarterback	Pass TD Pct. (Since 2008)
1. Aaron Rodgers, GB	6.4
2. Russell Wilson, SEA	5.7
Quarterback	Passing Yards (Since 2008)
1. Drew Brees, NO	49,938
2. Philip Rivers, SD/LAC	44,340
3. Matt Ryan, ATL	42,319
4. Eli Manning, NYG	40,800
5. Tom Brady, NE	40,300
6. Ben Roethlisberger, PIT	40,179
7. Aaron Rodgers, GB	38,740

▶ Since 1932, Rodgers ranks **No. 1 in the NFL** in touchdown-interception ratio, according to SportRadar (min. 1,500 att.):

Quarterback	TD/INT Ratio (Since 1932)
1. Aaron Rodgers, GB	4.1 (317/78)
2. Tom Brady, NE	3.1 (493/161)
3. Russell Wilson, SEA	2.8 (166/59)

▶ Dating back to 1921, Rodgers is tied with New England QB Tom Brady for the most seasons with 30-plus touchdowns and less than 10 interceptions (according to pro-football-reference.com):

Player	Seasons With 30-Plus TD Passes/Less Than 10 INTs
1t. Aaron Rodgers, GB	6
1t. Tom Brady, NE	6
3t. Brett Favre, GB	1
3t. Peyton Manning, IND/DEN	1
3t. Donovan McNabb, PHI/WAS	1
3t. Ben Roethlisberger, PIT	1
3t. Tony Romo, DAL	1
3t. Matt Ryan, ATL	1
3t. Carson Wentz, PHI	1
3t. Russell Wilson, SEA	1

▶ Rodgers owns four of the top five single-season totals in touchdown passes in franchise history:

Player	TD Passes
1. Aaron Rodgers, 2011	45
2. Aaron Rodgers, 2016	40
3t. Aaron Rodgers, 2012	39
3t. Brett Favre, 1996	39
5t. Aaron Rodgers, 2014	38
5t. Brett Favre, 1995	38

▶ A look at where Rodgers ranks among active players in the NFL in several categories **since 2014** (min. 450 attempts):

Quarterback	Passer Rating (Since 2014)
1. Tom Brady, NE	103.0
2. Aaron Rodgers, GB	102.4
3. Drew Brees, NO	101.5
4. Russell Wilson, SEA	97.8

Quarterback	TD Passes (Since 2014)
1. Tom Brady, NE	134
2. Drew Brees, NO	130
3. Aaron Rodgers, GB	129
4. Philip Rivers, SD/LAC	127

Quarterback	TD Percentage (Since 2014)
1. Aaron Rodgers, GB	6.4
2. Andrew Luck, IND	5.9

Quarterback	INT Percentage (Since 2014)
1. Tom Brady, NE	1.2
2. Aaron Rodgers, GB	1.3



PACKERS AT REDSKINS - WEEK 3

RODGERS AND TOUCHDOWNS

QB **Aaron Rodgers** has found the end zone a lot in his career, and that continued this season as he opened up with a three-TD performance in Week 1 and found the end zone again in Week 2.

- ▶ In Week 2 of 2017, Rodgers became the 11th NFL player to throw 300 passing touchdowns, reaching the mark in his 144th career game to pass Peyton Manning and Dan Marino (157) for the fewest games needed to reach 300 passing TDs in NFL history.
- ▶ Rodgers reached 300 passing TDs on his 4,742nd pass attempt, surpassing Manning (5,306) for the fewest in league history.
- ▶ Rodgers also became the first quarterback to reach 300 passing TDs before throwing 100 interceptions. His 73 interceptions passed Tom Brady (115) for the fewest at the time of reaching 300 passing TDs.
- ▶ With a league-best 40 passing TDs during the 2016 regular season, Rodgers became just the fourth QB in NFL history to record two seasons (also 2011) with 40-plus TD passes (Marino, Manning, Drew Brees). It was his franchise-record fourth season (2011-12, 2014, 2016) with 35-plus TD passes (Brett Favre, three, 1995-97).
- ▶ Rodgers now has five seasons with 4,000-plus passing yards and 30-plus passing TDs (2009, 2011-12, 2014, 2016), further extending his team mark.
- ▶ In 2016, Rodgers registered his third straight season with 30-plus touchdown passes, the second-longest streak in franchise history (Favre, five straight, 1994-98).
- ▶ Rodgers has thrown 38-plus TD passes four times in his career, the most in NFL history:

Player	Seasons With 38-Plus Passing TDs
1. Aaron Rodgers, GB	4
2t. Drew Brees, SD/NO	3
2t. Peyton Manning, IND/DEN	3

- ▶ Since the start of 2016, Rodgers is **tied for No. 4 in the NFL** in games with multiple passing touchdowns:

Player	Games With Multiple TD Passes (Since 2016)
1. Philip Rivers, SD/LAC	23
2t. Tom Brady, NE	21
2t. Drew Brees, NO	21
4t. Aaron Rodgers, GB	19
4t. Ben Roethlisberger, PIT	19
4t. Kirk Cousins, WAS/MIN	19

- ▶ Rodgers had multiple passing touchdowns in eight straight games (Week 7-14), which was tied for the longest streak in the NFL for the 2016 season (Marcus Mariota) and the second longest of his career (13-game streak in 2011).
- ▶ Rodgers has thrown four-plus touchdowns in a game a **franchise-record** 21 times and **tied for the fifth most in the NFL since 1950** and **No. 3 among active quarterbacks** (according to pro-football-reference.com):

Player (Active)	Games W/ Four-Plus TD Passes
1. Drew Brees, SD/NO	31
2. Tom Brady, NE	28
3. Aaron Rodgers, GB	21
4t. Eli Manning, NYG	14
4t. Ben Roethlisberger, PIT	14
6. Matthew Stafford, DET	11

- ▶ Rodgers is **tied for No. 1 in the NFL** since 2016 in games with three-plus passing touchdowns:

Player	Games With Three-Plus TD Passes (Since 2016)
1t. Aaron Rodgers, GB	13
1t. Tom Brady, NE	13
3t. Drew Brees, NO	10
3t. Philip Rivers, SD/LAC	10
3t. Ben Roethlisberger, PIT	10
3t. Russell Wilson, SEA	10

- ▶ Rodgers registered three-plus passing touchdowns in three straight games (Games 3-5, 2017), totaling 10 touchdowns and one interception over that span. It marked the sixth time in his career that Rodgers registered three-plus passing touchdowns in three or more games in a single season (five: Games 6-10 in 2011 / four: Games 4-7 in 2012 and 2014 / three: Games 14-16 in 2012 and Games 6-8 in 2016).
- ▶ Rodgers ranks **No. 1 in franchise history** and **No. 4 in the NFL since 1950** in games with three-plus touchdown passes and zero interceptions.

Player	Games With Three-Plus TD Passes and Zero INTs (Since 1950)
1. Tom Brady, NE	55
2. Peyton Manning, IND/DEN	51
3. Drew Brees, NO	43
4. Aaron Rodgers, GB	42
5. Brett Favre, GB/NYJ/MIN	36

- ▶ He is **tied for No. 1 in the NFL** in games with three-plus passing touchdowns and zero interceptions since 2016:

Player	Games With Three-Plus TD Passes and Zero INTs (Since 2016)
1t. Aaron Rodgers, GB	10
1t. Tom Brady, NE	10
3t. Drew Brees, NO	6
3t. Derek Carr, OAK	6
3t. Ben Roethlisberger, PIT	6
3t. Russell Wilson, SEA	6

- ▶ In 2016, Rodgers became the **first NFL quarterback** to record seven games with three-plus TDs/zero INTs in two different seasons (eight games in 2014). The only other QBs to do accomplish that feat in a season were Brady (eight in 2007) and Manning (seven in 2013).
- ▶ In Week 1, Rodgers connected with WR **Randall Cobb** for a 75-yard game-winning TD. It was the 10th TD pass of 75 or more yards for Rodgers since 2008, tied for the most in the NFL over that span:

Player	TD Passes of 75-Plus Yards (Since 2008)
1t. Aaron Rodgers, GB	10
1t. Eli Manning, NYG	10
3t. Drew Brees, NO	9
3t. Matt Ryan, ATL	9
5. Tom Brady, NE	8

- ▶ The Week 1 comeback win over Chicago marked the first time in Rodgers' career that he threw three TDs in the fourth quarter.



PACKERS AT REDSKINS - WEEK 3

ASCENDING ADAMS

Despite playing in just 14 games in 2017, WR **Davante Adams** led the Packers in all three major receiving categories with 74 receptions (one shy of career-best 75 from 2016) for 885 yards (12.0 avg.) and 10 touchdowns (**tied for No. 2 in the NFL**), resulting in his first appearance in the Pro Bowl.

► Adams opened the 2018 season with a TD reception in both contests, which extends his streak of consecutive regular-season games with a TD catch to four, dating back to last season. He has five TD catches during the current streak. It is the longest streak of his career, besting the run of three games he had in 2017 (Games 4-6) when he totaled five receiving touchdowns.

► Adams ranks at the top of the NFL in receiving touchdowns since 2016:

Player	Receiving TDs (2016-18)
1. Davante Adams, GB	24
2. Antonio Brown, PIT	22
3. Jordy Nelson, GB/OAK	20
4. Mike Evans, TB	19
5. DeAndre Hopkins, HOU	18

► Dating back to 2017, Adams has registered a TD reception or more in 10 of the 16 games he has played, **No. 2 in the NFL**:

Player	Games With A Receiving TD (2017-18)
1. DeAndre Hopkins, HOU	11
2. Davante Adams, GB	10
3t. Nelson Agholor, PHI	9
3t. A.J. Green, CIN	9

► 2017 was Adams' second consecutive season with 10-plus receiving touchdowns (12 in 2016). He joined Jordy Nelson (2014, 2016), Antonio Freeman (1997-98), Sterling Sharpe (1992-94) and Don Hutson (1941-43) as the **only players in franchise history to register 10-plus TD catches in consecutive seasons**.

► Adams was the **only player in the NFL** to register 70-plus receptions and 10-plus receiving touchdowns in both 2016 and 2017.

► Adams recorded the fourth 10-plus reception game of his career in Week 14 of 2017 at Cleveland (10 rec. for 84 yards and two TDs). With all 10 receptions coming in the second half/OT in Week 14, it was the **most by a player in the NFL in 2017 in the second half/OT** and the most in a second half/OT by a Packer since STATS began tracking it in 1991. Adams is **tied for No. 3** in franchise history in 10-catch games:

Packers Player	Games With 10-Plus Receptions
1t. Donald Driver, 1999-2012	7
1t. Sterling Sharpe, 1988-94	7
3t. Davante Adams, 2014-18	4
3t. Don Hutson, 1935-45	4

► Dating back to 2015, Adams is **tied for No. 4 in the NFL** in games with seven-plus receptions and two-plus receiving touchdowns:

Player	Games With Seven-Plus Rec. And Two-Plus Rec. TDs (Since 2015)
1t. Antonio Brown, PIT	6
1t. Jordan Reed, WAS	6
3. Odell Beckham, NYG	4
4t. Davante Adams, GB and seven others	3

► Adams has five multiple-receiving-touchdown games since 2016, **tied for No. 1 in the NFL**:

Player	Games With Two-Plus Receiving TDs (2016-18)
1t. Davante Adams, GB	5
1t. Jordy Nelson, GB/OAK	5
1t. Antonio Brown, PIT	5
4. Odell Beckham Jr. NYG	4

THE CONTRIBUTIONS OF COBB

Packers WR **Randall Cobb** has been a versatile weapon for the team over his career. While he has contributed as a kick and punt returner and out of the backfield, most of his production has come as a wide receiver.

► In Week 1, he led the Packers with a career-high 142 receiving yards on nine receptions (15.8 avg.), including the game-winning 75-yard TD catch that was a career long.

► On third down in Week 1, Cobb finished with a career-high 110 yards on four receptions (27.5 avg.), the most by a Packer since WR Antonio Freeman posted 124 yards on five third-down receptions (24.8 avg.) vs. Tampa Bay on Oct. 10, 1999.

► Cobb's receiving-yardage total in Week 1 was the most by a Packer in a season opener since WR James Lofton recorded 154 yards receiving at Houston on Sept. 4, 1983.

► Since 2014, Cobb ranks **No. 2 among NFL wide receivers** (min. 150 receptions) in average yards after the catch (according to SportRadar):

Wide Receiver	Average Yards After The Catch (2014-18, min. 150 rec.)
1. Golden Tate, DET	6.6
2. Randall Cobb, GB	6.2
3. DeSean Jackson, WAS/TB	5.8
4. Jamison Crowder, WAS	5.6

► With 60-plus receptions in each season from 2014-17, Cobb is one of just five players in franchise history to register 60-plus receptions in four consecutive seasons (Donald Driver, 2004-09; Sterling Sharpe, 1989-94; Antonio Freeman, 1997-2000; Greg Jennings, 2008-11).

► Cobb is one of just seven wide receivers in the NFL to register 60-plus receptions, 600-plus receiving yards and four-plus receiving touchdowns in each season from 2014-17, joining PIT Antonio Brown, CIN A.J. Green, HOU DeAndre Hopkins, MIA Jarvis Landry, DET Golden Tate and DEN Demaryius Thomas.

► Cobb ranks No. 7 in franchise history in receptions (445), No. 12 in receiving yards (5,313) and is tied for No. 11 in touchdown catches (40).

► Cobb was one of just six wide receivers to register four-plus touchdowns in each season from 2012-17 (Brown, Green, IND T.Y. Hilton, Tate, Thomas).



PACKERS AT REDSKINS - WEEK 3

ON THE ROAD

The Packers take to the road for the first time in 2018. They are looking to win the first road game of the season for the first time since 2015.

- ▶ Since 2006, the Packers have finished .500 or better on the road nine times.
- ▶ In the first 12 seasons under head coach **Mike McCarthy** (2006-17), the Packers finished the season ranked in the top 10 in points per game as the away team nine times, including five finishes in the top five:

Season	Points Per Game On The Road	Rank
2017	22.6	9t
2016	26.3	6
2015	22.8	11t
2014	21.0	17
2013	26.8	5t
2012	25.0	8
2011	29.9	2
2010	18.0	22
2009	30.3	2
2008	25.1	5
2007	26.8	4
2006	23.4	9

ODDS AND ENDS

- ▶ WR **Davante Adams** caught a 9-yard TD pass in Week 2, giving him a TD reception in three straight games against the Vikings.
- ▶ TE **Jimmy Graham** led the team with 95 yards on six receptions (15.8 avg.) in Week 2, his best single-game yardage total since Nov. 7, 2016, (103 yards on eight receptions vs. Buffalo) when he was with Seattle.
- ▶ CB **Jaire Alexander** shared a sack of Minnesota QB Kirk Cousins with LB **Reggie Gilbert** in the first quarter, the first half-sack of Alexander's career.
- ▶ WR **Geronimo Allison's** blocked punt in the first quarter of Week 2 was recovered in the end zone by CB **Josh Jackson**. It was the first blocked punt for a TD by Green Bay since Oct. 28, 2012, vs. Jacksonville (blocked by CB Davon House and recovered in the end zone by LB Dezman Moses).
- ▶ K **Mason Crosby** tied his career high (two previous times) and matched the single-game franchise record with five field goals in Week 2 (37, 40, 31, 48, 36). He finished with a career-high 17 points, the most by a Packers kicker since Ryan Longwell recorded 17 at Arizona on Sept. 24, 2000.

STATS OF THE WEEK

- ▶ The Week 2 game between the Packers and Vikings ended in a 29-29 tie, Green Bay's first tie game since Nov. 24, 2013, which was also against Minnesota at Lambeau Field (26-26).
- ▶ It marked just the third tie game between the two teams in the 58-year history of the series (1961-2018).
- ▶ It marked the Packers' fourth overtime game in the last 16 regular-season contests. Green Bay has a 3-0-1 mark in those games.
- ▶ The tie between the Packers and Vikings marked the second consecutive week with a tie (Cleveland-Pittsburgh in Week 1). This is the first season to feature a tie in each of the first two weeks since 1971, which saw Miami and Denver tie 10-10 in Week 1 and Atlanta and the Los Angeles Rams tie 20-20 in Week 2.

- ▶ P **JK Scott's** 63-yard punt in the second quarter of Week 2 was the longest by a Packer since P Jacob Schum's 65-yarder vs. Indianapolis on Nov. 6, 2016. Scott finished the game with a 51.8-yard gross average and a net average of 45.2 yards on five punts.
- ▶ Scott currently ranks **No. 9 in the NFL** with an average of 50.1 yards per punt.
- ▶ The Packers are **tied for No. 8 in the NFL** with six sacks this season.
- ▶ Dating back to Week 10 of the 2017 season, the Packers rank **No. 3 in the NFL** in sacks over that span:

Team	Sacks since Week 10 of 2017
1. Pittsburgh	38.0
2. Tennessee	35.0
3. Green Bay	30.0
4t. Chicago	29.0
4t. New England	29.0
6t. Carolina	27.0
6t. Detroit	27.0

- ▶ According to SportRadar, the Packers have finished in the top 10 of the NFL in two-minute offense (points scored on drives started in the last two minutes of the second quarter or fourth quarter) in four of the previous seven seasons (No. 2 in 2016, t-10 in 2013 and 2012, No. 1 in 2011). In 2018, Green Bay is **tied for No. 4 in the NFL** in two-minute offense:

Team	Two-Minute Offense	Drives
1. Minnesota	15	4
2. Carolina	14	5
3. New England	13	4
4t. Green Bay	10	6
4t. Indianapolis	10	7
4t. New Orleans	10	4

- ▶ The Packers posted the second-largest comeback win in team history at Lambeau Field (21 vs. New Orleans on Sept. 17, 1989), coming back from a 20-point deficit to top the Chicago Bears, 24-23, in Week 1. It was just the fifth time in franchise history that Green Bay posted a comeback win of 20-plus points.
- ▶ Week 1 marked the first time in franchise history that the Packers won after trailing by 17-plus points entering the fourth quarter (per the Elias Sports Bureau).
- ▶ QB **Aaron Rodgers** recorded a passer rating of 130-plus for the third time in a Week 1 game, the most in the NFL since 2008 (according to pro-football-reference.com).
- ▶ In the fourth quarter of Week 1, Rodgers completed 9 of 12 passes (75.0 pct.) for 212 yards with three touchdowns and a passer rating of 156.3. According to SportRadar, it marked the 18th time in his career that he recorded a passer rating of 150.0-plus in the fourth quarter.
- ▶ In Week 1, WRs **Randall Cobb** (nine rec. for 142 yds. and a TD), Adams (five rec. for 88 yds. and a TD) and Allison (five rec. for 69 yds. and a TD) became the first trio of Packers with five-plus receptions, 65-plus yards and a TD in the same game (according to the Elias Sports Bureau).



Two years after he co-founded the Packers with Curly Lambeau, George Calhoun began writing a piece called The Dope Sheet, which served as the official press release from 1921-24.



PACKERS AT REDSKINS - WEEK 3

CLAY FINDS HIS WAY TO THE BALL

LB **Clay Matthews** continues to make an impact on opposing offenses. He is tied with LB **Reggie Gilbert** for the team lead with five QB pressures this season.

- ▶ In 2017, Matthews recorded a sack in three consecutive games that he appeared in (Weeks 11, 13-14), marking the eighth time he has recorded a sack in at least three straight games that he has played in during the same regular season.
- ▶ For the seventh time in his career, Matthews registered at least six sacks (team-high 7.5) and forced a fumble in 2017, which **tied for the second-most seasons** with six-plus sacks and one or more forced fumbles since 2009 (Julius Peppers, nine).
- ▶ In Week 4 of 2017, Matthews registered a sack/forced fumble of Bears QB Mike Glennon to move past DE Kabeer Gbaja-Biamila to set the team record:

Packers	Career Sacks
1. Clay Matthews, 2009-18	80.0
2. Kabeer Gbaja-Biamila, 2000-08	74.5
3. Reggie White, 1993-98	68.5
4. Tim Harris, 1986-90	55.0

- ▶ Matthews is **tied for the second-most** seasons with six-plus sacks among active players in the NFL since 2009:

Player	Six-Plus-Sack Seasons (Since 2009)
1. Julius Peppers, CAR/CHI/GB	9
2t. Clay Matthews, GB	8
2t. Calais Campbell, ARI/JAX	8
2t. Cameron Wake, MIA	8
5t. Six players	7

- ▶ Matthews ranks in the top five in sacks since 2009 among active players:

Player	Sacks (Since 2009)
1. Cameron Wake, MIA	92.0
2. Von Miller, DEN	87.5
3. Julius Peppers, CAR/CHI/GB	84.0
4. Clay Matthews, GB	80.0
5. J.J. Watt, HOU	76.0

- ▶ Matthews is **tied for No. 1 in team history** in 10-sack seasons, **tied for No. 2** in three-sack games and **tied for No. 3** in two-sack games:

Packers	10-Sack Seasons
1t. Clay Matthews, 2009-10, 2012, 2014	4
1t. Reggie White, 1993, 1995, 1997-98	4
1t. Kabeer Gbaja-Biamila, 2001-04	4

Packers	Three-Sack Games
1. Kabeer Gbaja-Biamila, 2000-08	6
2t. Clay Matthews, 2009-18	4
2t. Aaron Kampman, 2002-09	4

Packers	Two-Sack Games
1. Reggie White, 1993-98	16
2. Kabeer Gbaja-Biamila, 2000-08	15
3t. Clay Matthews, 2009-18	14
3t. Tim Harris, 1986-90	14

PERRY ON THE RUSH

Packers LB **Nick Perry** is a big part of a pass rush that has recorded a sack in 17 of the last 18 games, including six sacks through two games this season.

- ▶ He sealed the Week 1 victory over the Bears with a sack/forced fumble of QB Mitchell Trubisky on fourth-down-and-10 with 1:06 on the clock and the ball at the Chicago 46-yard line. The fumble was recovered by DL **Kenny Clark**.
- ▶ Perry has registered at least one sack in each of the last three season openers, totalling 3.5 sacks in those games.
- ▶ Perry leads the Packers in sacks and games with at least one sack since 2016:

Packers	Sacks (Since 2016)
1. Nick Perry	19.0
2. Clay Matthews	12.5
3. Mike Daniels	10.0

Packers	Games With A Sack (Since 2016)
1. Nick Perry	13
2. Clay Matthews	10
3. Mike Daniels	9

- ▶ Perry ranked **No. 2 on the team** with seven sacks in 2017 despite missing four games due to injury.
- ▶ Perry registered a career-high three sacks against the Chicago Bears in Week 10 of 2017. It was the first time a Packers player had three-plus sacks in a game since LB A.J. Hawk (three) on Oct. 13, 2013, at Baltimore.
- ▶ Perry has recorded at least one two-sack game in each season from 2013-17, the lone Packer to accomplish that feat over that span.
- ▶ Despite missing two games, Perry registered a team-high 11 sacks, **tied for No. 8 in the NFL**, in 2016. He became the 11th player in team history (since 1982) to register a double-digit sack total in a season.
- ▶ Perry ranks **No. 5 among Green Bay linebackers** in sacks (since 1982):

Packers Linebacker	Sacks (Since 1982)
1. Clay Matthews, 2009-18	80.0
2. Tim Harris, 1986-90	55.0
3. Tony Bennett, 1990-93	36.0
4. Bryce Paup, 1990-94	32.5
5. Nick Perry, 2012-18	31.5

RODGERS ON THIRD DOWN

Packers QB **Aaron Rodgers** continues to thrive in numerous game situations, including third down.

- ▶ Rodgers ranks at or near the top of the NFL in third-down passer rating this season (min. 10 pass att.) and since 2008 (min. 300 pass att.), according to SportRadar:

Player	Third-Down Passer Rating (2018)
1. Ryan Fitzpatrick, TB	157.1
2. Sam Darnold, NYJ	142.0
3. Aaron Rodgers, GB	125.5

Player	Third-Down Passer Rating (Since 2008)
1. Aaron Rodgers, GB	108.8
2. Tom Brady, NE	102.1
3. Drew Brees, NO	100.9



PACKERS AT REDSKINS - WEEK 3

ON THE RISE

S **Ha Ha Clinton-Dix** has been a presence on the Packers defense since his rookie season and earned his first trip to the Pro Bowl and second-team All-Pro recognition from *The Associated Press* in 2016.

- ▶ After starting 10 of 16 games and both postseason contests as a rookie, he has started every game since 2015.
- ▶ Clinton-Dix has an interception this season, was **tied for No. 2 on the team** with three INTs in 2017 and is **tied for No. 2 among safeties** since 2016 with nine interceptions during the regular season:

Safety	Interceptions (Since 2016)
1. Eric Weddle, BAL	10
2t. Ha Ha Clinton-Dix, GB	9
2t. D.J. Swearinger, AZ/WAS	9
4. Kevin Byard, TEN	8

- ▶ Clinton-Dix is **tied for No. 5 among safeties** in INTs since 2014 (including the postseason), according to SportRadar:

Safety	Interceptions (Since 2014)
1. Reggie Nelson, CIN/OAK	18
2t. Kurt Coleman, KC/CAR	16
2t. Glover Quin, DET	16
4t. Ha Ha Clinton-Dix, GB	15
4t. Mike Adams, IND/CAR	15
6. Micah Hyde, GB/BUF	14

- ▶ His three career postseason interceptions rank **No. 1 among safeties** since he entered the league in 2014, according to STATS.
- ▶ His career-best five interceptions were **tied for No. 5 in the NFL** in 2016 and **tied for No. 2 among safeties**. It was the most interceptions by a Packers safety in a single season since Charles Woodson (seven) and Charlie Peprah (five) in 2011.
- ▶ In 2016, Clinton-Dix posted a career-high two interceptions in both Week 9 and Week 15, becoming the first Packer to have multiple two-INT games in a season since Woodson in 2011.
- ▶ In Week 9 of 2016, he joined CB Al Harris (vs. New Orleans, Oct. 9, 2005) as the only players to post two INTs in a first quarter for the Packers since 1993.

KENNY KEEPS IMPROVING

In 2016, DL **Kenny Clark** became the youngest player to appear in a season opener for the Packers since Arnie Herber (20 years old) in 1930. After starting two of 16 games played as a rookie, Clark started all 17 games he has played in since the start of the 2017 season.

- ▶ Against Minnesota in Week 2, he sacked QB Kirk Cousins. He has 5.5 sacks since Week 13 of 2017, tied with Carolina DT Kawann Short for the **most sacks by a defensive tackle over that span** (according to STATS).
- ▶ In Week 1, he recovered a fumble forced by LB **Nick Perry** on a sack of Chicago QB Mitchell Trubisky on fourth down late in the fourth quarter.
- ▶ The former All-American from UCLA finished **No. 4 on the team** and led the defensive line with 78 tackles (39 solo) in 2017.
- ▶ According to STATS, Clark's 4.5 sacks in December 2017 were the **most by a Packer defensive tackle in the month of December** in a single season (since 1982).
- ▶ With two sacks vs. Minnesota in Week 16, Clark became the first Packers defensive tackle to register two sacks in a single regular-season game since **Mike Daniels** recorded two Oct. 27, 2013, at Minnesota (according to STATS).

CONTINUAL IMPACT

In his career, DL **Mike Daniels** has seen his playing time steadily increase as well as his production, earning him a role as a standout on the defense.

- ▶ After being selected as an alternate each of the past three seasons (2015-17), he was named to the 2017 Pro Bowl as an injury replacement for Los Angeles Rams DT Aaron Donald.
- ▶ He finished **No. 4 on the team** with five sacks in 2017, the third-most sacks of his career (6.5 in 2013, 5.5 in 2014), and recorded a career best 72 tackles.
- ▶ Daniels has recorded at least four sacks in each season since 2013, which is **tied for No. 1 in the NFL among defensive tackles** (according to pro-football-reference.com):

Defensive Tackles	Seasons With Four-Plus Sacks (2013-17)
1t. Mike Daniels, GB	5
1t. Jurrell Casey, TEN	5
1t. Gerald McCoy, TB	5
1t. Ndamukong Suh, DET/MIA	5
5t. Geno Atkins, CIN	4
5t. Aaron Donald, LAR	4

- ▶ Daniels ranks **No. 2 among Packers defensive tackles** in sacks (since 1982):

Packers Defensive Tackles	Sacks (Since 1982)
1. Cullen Jenkins, 2004-10	29.0
2. Mike Daniels, 2012-18	28.0
3. Santana Dotson, 1996-2001	26.0
4t. Cletidus Hunt, 1999-2004	17.0
4t. Corey Williams, 2004-07	17.0
6. Matt Brock, 1989-94	12.5

- ▶ Daniels is third on the Packers with 26.0 sacks since the start of the 2013 season.

RACKING UP POINTS

K **Mason Crosby** is moving his way up the record books.

- ▶ Crosby tied his career high (two previous times) and matched the single-game franchise record with five field goals in Week 2 (37, 40, 31, 48, 36). He finished with a career-high 17 points, the most by a Packers kicker since Ryan Longwell recorded 17 at Arizona on Sept. 24, 2000.
- ▶ Crosby has played in 178 straight games for the Packers, the **third most all-time** behind only QB Brett Favre (255) and T Forrest Gregg (187).
- ▶ Crosby passed Ryan Longwell in Week 2 of the 2015 season to become the franchise career points leader:

Player	Career Points
1. Mason Crosby, 2007-18	1,368
2. Ryan Longwell, 1997-2004	1,054
3. Don Hutson, 1935-45	823

- ▶ Crosby's 1,345 points from 2007-17 were the **second most by an NFL player in his first 11 seasons** (NE Stephen Gostkowski, 1,457 from 2006-16), according to pro-football-reference.com.
- ▶ Crosby (1,505) passed Longwell (1,119) for the most points scored in the regular and postseason combined in franchise history.
- ▶ Crosby recorded 122 points during the 2016 season, giving him the 10th 100-point season of his career and **extending his franchise record**. Crosby's 10 seasons with 100-plus points are **tied for the most in the NFL since 2007** (Gostkowski). The only other kickers to have 10 or more consecutive seasons of 100-plus points are Jason Elam (16, 1993-2008) and Adam Vinatieri (13, 1996-2008).



PACKERS AT REDSKINS - WEEK 3

ON THE ROAD AGAIN

Green Bay went 7-1 away from Lambeau Field in 2011, with the seven road wins setting a single-season franchise record.

- ▶ The Packers have been able to stay above the .500 mark on the road during Head Coach **Mike McCarthy's** tenure, a notable achievement in the National Football League.
- ▶ Since 2006, McCarthy's first season as the head coach in Green Bay, only eight of 32 NFL teams have regular-season road records at or above .500.

Team	W-L Record	Pct.
1. New England	70-27-0	.722
2. Dallas	57-40-0	.588
3. Pittsburgh	54-42-1	.562
4. Green Bay	52-44-0	.542
5. Philadelphia	52-44-1	.541
6. Indianapolis	52-45-0	.536
7. New Orleans	50-46-0	.521
8. Denver	48-48-0	.500
9. N.Y. Giants	48-49-0	.495

336 AND COUNTING

Another packed house at Lambeau Field against the Minnesota Vikings in Week 2 of 2018 brought the stadium's consecutive-sellouts streak to 336 regular-season games (not including replacement games).

- ▶ The league's longest-tenured stadium, Lambeau Field is hosting its 62nd season of football in 2018. For the victory over Dallas in the Divisional round of the 2014 playoffs, Packers fans set a new Lambeau Field paid-attendance record (79,704).
- ▶ Across American professional sports, only Boston's Fenway Park (1912) and Chicago's Wrigley Field (1914) have longer tenures.

THE LAMBEAU ADVANTAGE

The crown jewel of the National Football League, Lambeau Field has long been known as one of the tougher venues to play in, particularly during the harsh Wisconsin winter.

- ▶ Re-establishing home-field advantage after a 4-4 mark in 2008 was one of the goals of 2009, and with the Packers finishing 6-2 at home, they accomplished that goal. Green Bay followed that up with a 7-1 mark at Lambeau Field in 2010, a perfect 8-0 record in 2011, the first undefeated home mark since 2002, and a 7-1 mark in 2012. The Packers were one of two teams to finish undefeated at home during the 2014 regular season (Denver).
- ▶ Head Coach **Mike McCarthy** stated consistently upon his arrival in Green Bay that one of the team's goals would be to reclaim the mystique of playing at Lambeau Field. Mission accomplished. The team is 70-26-2 (.724) at home in the regular season since 2006, **No. 3 in the NFL**.
- ▶ Since **Ron Wolf** and **Mike Holmgren** began the revitalization of the franchise in 1992, Green Bay owns the best home record in the NFL. A look at the top regular-season home W-L records since the '92 season:

Team	W-L Record	Pct.
1. Green Bay	157-51-2	.752
2. New England	152-57-0	.727
3. Pittsburgh	150-58-1	.720

HOT AT HOME

Since the start of 2009, the Packers have been one of the best teams in the league at home during the regular season:

Team	W-L Record	Pct.
1. New England	64-9-0	.877
2. Green Bay	56-16-2	.770
3. Baltimore	54-19-0	.740
4. Pittsburgh	52-21-0	.712
5. Seattle	51-22-0	.699

IN THE FREE-AGENCY ERA

Talk of unrestricted free agency in the early '90s led many to forecast tough times for the small-town Green Bay Packers.

- ▶ However, Green Bay has remained among the most successful teams since the advent of free agency in 1993. The Packers have won 10 or more games 15 times since '93 and captured 10 division crowns.
- ▶ A look at the most successful teams in the free-agency era:

Team	W-L Since '93	Pct.	Playoff Berths
1. New England	274-128-0	.682	19
2. Pittsburgh	254-146-2	.634	17
3. Green Bay	253-147-2	.632	19
4. Denver	240-162-0	.597	13
5. Indianapolis	230-172-0	.572	16

IN THE LEAGUE RANKINGS REGULAR SEASON



GREEN BAY (Team)

Category	NFC	NFL
Turnover Margin (0)8t	13t
Points Scored (26.5)4t	10t
Points Allowed (26.0)12	23
Total Offense (360.5)9	17
Rushing (83.5)10	25t
Passing (277.0)6	11
Total Defense (387.0)13	24
vs. Rush (103.5)9	18
vs. Pass (283.5)12	26
Third-Down Offense (34.6%) . .	.10	21
Third-Down Defense (45.2%) .	.13	27
Red-Zone Offense (28.6%) . .	.15	30
Red-Zone Defense (42.9%) . .	.4t	8t

WASHINGTON (Team)

Category	NFC	NFL
Turnover Margin (+2)2t	4t
Points Scored (16.5)13	27
Points Allowed (13.5)2	2
Total Offense (381.5)5	12
Rushing (123.5)3	7
Passing (258.0)7	14
Total Defense (247.0)1	1
vs. Rush (86.0)5	10
vs. Pass (161.0)1	1
Third-Down Offense (39.3%) . .	.7	13
Third-Down Defense (41.7%) . .	.11	24
Red-Zone Offense (50.0%) . .	.9t	19t
Red-Zone Defense (80.0%) . .	.13t	25t

GREEN BAY (Individual)

Category	NFC	NFL
Passing: Rodgers (111.3)3	5
Rushing: J.Williams (106)8	17t
Receptions: Adams/Cobb (13) . .	.15t	21t
Rec. Yds.: Cobb (172)9	17
Interceptions: Clinton-Dix (1) .	.4t	7t
Sacks: Four players (1.0)19t	33t














WASHINGTON (Individual)

Category	NFC	NFL
Passing: A.Smith (100.1)6	11
Rushing: Peterson (116)7	14t
Receptions: C.Thompson (19) . .	.3	3
Rec. Yds.: C.Thompson (155) . .	.13	24t
Interceptions: Swearinger (2) . .	.1t	1t
Sacks: Ioannidis (2.0)4t	8t



2018 SCHEDULE NOTES

2018 OPPONENTS

		NFL Rank (2018)	
	Record	Offense	Defense
 Chicago Bears(1-1)	29	8	
 Minnesota Vikings(1-0-1)	5	14	
 at Washington Redskins..(1-1)	12	1	
 Buffalo Bills(0-2)	31	18	
 at Detroit Lions(0-2)	11	16	
 San Francisco 49ers...(1-1)	21	23	
 at Los Angeles Rams..(2-0)	7	3	
 at New England Patriots..(1-1)	20	28	
 Miami Dolphins(2-0)	26	17	
 at Seattle Seahawks(0-2)	27	20	
 Arizona Cardinals.....(0-2)	32	30	
 Atlanta Falcons(1-1)	15	11	
 at New York Jets(1-1)	18	5	

A LOOK AT THE SCHEDULE

The Green Bay Packers' 98th NFL regular-season schedule – highlighted by five prime-time contests (subject to flexible scheduling) – was released April 19 by the National Football League.

- ▶ For the second consecutive season, the Packers opened the season at home and will play three of their first four games at Lambeau Field.
- ▶ In Week 1, Green Bay hosted Chicago on Sunday night, marking the 13th consecutive regular season that the Packers and Bears have squared off in primetime.
- ▶ It was the first time Green Bay opened the season at home against the Bears since playing them on Sunday night in Week 1 of the 2009 season, a 21-15 win for the Packers.
- ▶ Green Bay hosted Minnesota in Week 2, marking the first time since 2012 that the Packers played two home games to open the season. It also marked just the third time (2003, 2008) since the NFC North was formed in 2002 that Green Bay has played division opponents in both of the first two games.
- ▶ The Packers' first road contest is at the Redskins, marking Green Bay's first September visit to Washington.
- ▶ The Packers return home for two of three games before the bye, first taking on the Buffalo Bills in Week 4 and then traveling to Detroit to play the Lions.
- ▶ In Week 6, Green Bay hosts the San Francisco 49ers on *Monday Night Football*, marking the fourth time the two teams have met on *MNF* and the first since 1999. It is the fifth time in the last six seasons the Packers have played at Lambeau Field on *MNF*.
- ▶ After the second Week 7 bye for Green Bay in the last four seasons (2015), the Packers will play four of five games on the road.
- ▶ Green Bay makes its first trip to the Los Angeles Memorial Coliseum since 1978 to play the Rams.
- ▶ In Week 9, the Packers travel to the other side of the country to play the Patriots on Sunday night.
- ▶ It is the second consecutive time the Packers and Patriots will face off on a Sunday night in New England (2010).
- ▶ Green Bay returns home to take on the Miami Dolphins before a quick turnaround to play the Seahawks, marking the Packers' second Thursday night game at Seattle (Week 1 in 2014). Including the postseason, it will be the seventh time Green Bay and Seattle have played since 2012.
- ▶ November finishes with a trip to play the Vikings on Sunday night, marking the sixth straight season that the teams have met in a prime-time game.
- ▶ Green Bay opens the final month of the regular season against Arizona, only the second time the Cardinals have played at Lambeau Field in December (Dec. 21, 1969).
- ▶ The Packers will play back-to-back home games for only the second time in 2018 when they host the Atlanta Falcons in Week 14. It will be the fourth matchup (including postseason) between Green Bay and Atlanta in the last three seasons.
- ▶ The Packers end the season with two road games in the final three weeks for the seventh straight year.
- ▶ In Week 15, Green Bay will face the Bears in Chicago, a place it has won in the regular season each of the last seven years. The Packers have scored 30-plus points at Chicago in four of the last five matchups (33, 38, 31, 30, 23).
- ▶ The Packers' road slate will finish up with a game at the New York Jets, the third December game at the Jets in team history (1981, 2002). Three of the last four games at New York have been decided by single digits, including one game that went to overtime.
- ▶ Green Bay will close out the regular season against the Lions for the third straight year and the fourth time in the last five seasons. Green Bay has an 18-6 overall mark (.750) and a 10-2 home record (.833) against Detroit under Head Coach **Mike McCarthy**.

PACKERS STARTERS – OFFENSE

WR Randall Cobb, 7th Year, Kentucky, D2-11

- ▶ In Week 1, led the Packers with a career-high 142 receiving yards (13th 100-yard receiving game of his career) on nine receptions (15.8 avg.), including the game-winning 75-yard TD catch that was a career long.
- ▶ Despite missing a game, was No. 2 on the team with 66 receptions in 2017. It was the fourth consecutive season he registered 60-plus receptions.
- ▶ Led the team with a 13.5-yard punt-return average in 2016.
- ▶ Led the team in receptions (79), was No. 2 in receiving yards (829) and was No. 3 in touchdown receptions (six) in 2015.
- ▶ Set a new single-season career high with five 100-yard receiving games during the 2014 season (three-2012). Earned first trip to the Pro Bowl.
- ▶ His career-best 91 receptions in 2014 are the eighth most in team history.
- ▶ Set a franchise single-season record with a league-high 2,342 combined net yards in 2012, topping the previous team mark of 2,250 yards by RB Ahman Green in 2003.

LT David Bakhtiari, 6th Year, Colorado, D4a-13

- ▶ Earned second-team All-Pro honors from *The Associated Press* in 2016 and 2017, joining Forrest Gregg (1959-60, 1962-67) as the only Green Bay tackles to be named to an AP All-Pro team in consecutive seasons.
- ▶ Named to first career Pro Bowl in 2016.
- ▶ Has started all but six games at LT since the start of the 2013 regular season. Missed Weeks 2-5 during the 2017 season and the final two games of the 2015 regular season due to injury.
- ▶ Started all 16 games at left tackle in 2013, the only rookie in the NFL to do so in 2013 and the first Packer rookie to do so since the league went to a 16-game schedule in 1978.
- ▶ Became just the fourth Green Bay rookie to start at LT in the season opener since the 1970 AFL-NFL merger and the first since 1985.

LG Lane Taylor, 6th Year, Oklahoma State, FA-13

- ▶ Has played in 64 regular-season games for Green Bay, with all but two of his 35 starts (LT in Week 4-5 last season) taking place at LG.
- ▶ Made the first starts of his career in 2015, opening at RG at Detroit in Week 13 in place of an injured T.J. Lang and at LG in Week 17 vs. Minnesota with Josh Sitton sliding to LT in place of an injured David Bakhtiari.
- ▶ A four-year letterman at OSU, starting 47 of 50 games played at right guard. Unanimous first-team All-Big 12 selection by the conference's coaches as a senior.

C Corey Linsley, 5th Year, Ohio State, D5a-14

- ▶ Has started every game at C since Week 9 of 2016. Was the only Packers offensive lineman to start every game during the 2017 season.
- ▶ Was on reserve/physically unable to perform for the entire preseason and the first seven regular-season games of the 2016 season.
- ▶ Started 29 games and four postseason contests in his first two seasons.
- ▶ Was the first rookie center to start every game for the Packers since the league went to a 16-game schedule in 1978.
- ▶ Named to PFWA's All-Rookie team, the first Green Bay center to be honored since its inception in 1974.

RG Justin McCray, 2nd Year, Central Florida, FA-17

- ▶ Signed by Green Bay as a free agent during the 2017 offseason and has seen action in 15 games with 10 starts (five at RT, two at LG, three at RG).
- ▶ Played for the Orlando Predators of the Arena Football League in 2016.
- ▶ Spent the 2015 season out of football.
- ▶ Entered the league as an undrafted free agent with the Tennessee Titans in 2014 and spent that season on Tennessee's practice squad.
- ▶ Appeared in 45 games with 32 starts in four seasons at Central Florida (2010-13), with 23 of the starts coming at RG.

RT Bryan Bulaga, 9th Year, Iowa, D1-10

- ▶ Has played in 87 career regular-season games with 83 starts at right tackle, the most games played and started among starting offensive linemen on Green Bay's current roster.
- ▶ Started 43 of 48 regular-season games from 2014-16 and five games in 2017 before a knee injury in Week 9 ended his season.
- ▶ Missed the second part of the 2012 season after suffering a hip injury vs. Arizona on Nov. 4 and missed all of the 2013 season after injuring his knee on Aug. 3.
- ▶ Started 37 games at RT in his first three seasons in the league.
- ▶ Named to the *Pro Football Weekly*/PFWA All-Rookie team in 2010.
- ▶ Capped his rookie season by becoming the youngest player at the time, according to STATS LLC, to ever start in the Super Bowl (21 years, 322 days).

TE Jimmy Graham, 9th Year, Miami, FA-18

- ▶ His 69 career touchdowns rank No. 4 in NFL history among tight ends.
- ▶ Last season, led NFL tight ends with 10 receiving TDs, which marked his fourth season with 10-plus touchdown receptions to tie Antonio Gates for the second most 10-touchdown catch seasons among tight ends (Rob Gronkowski, five).
- ▶ Has been selected to the Pro Bowl five times in his career (2011, 2013, 2014, 2016, 2017) and was named first-team All-Pro by *The Associated Press* in 2013.
- ▶ Is the only tight end in NFL history to have two seasons with 1,200-plus receiving yards and 10-plus receiving TDs (2011, 2013).
- ▶ Over the last three seasons (2015-17), he played for the Seattle Seahawks but entered the NFL with New Orleans in 2010 as a third-round pick (No. 95 overall) and played five seasons (2010-14) for the Saints.

WR Davante Adams, 5th Year, Fresno State, D2-14

- ▶ Recorded the fourth-most receptions (237) and receiving touchdowns (26) by a Green Bay player in their first four seasons (2014-17) in the NFL (according to the Elias Sports Bureau).
- ▶ Selected to his first Pro Bowl in 2017 after leading the Packers with 74 receptions for 885 yards (12.0 avg.) and 10 receiving touchdowns (tied for No. 2 in the NFL).
- ▶ With 12 receiving touchdowns in 2016, joined Jordy Nelson (2014, 2016), Antonio Freeman (1997-98), Sterling Sharpe (1992-94) and Don Hutson (1941-43) as the only players in franchise history to register 10-plus TD catches in consecutive seasons.
- ▶ Set franchise postseason single-game records for the most catches and receiving yards by a rookie when he posted seven grabs for 117 yards (16.7 avg.) and a TD in the 2014 NFC Divisional playoff victory over Dallas.

WR Geronimo Allison, 3rd Year, Illinois, FA-16

- ▶ Recorded the longest TD reception of his career (39 yards) in the fourth quarter of Week 1 and blocked a punt that was recovered in the end zone by CB Josh Jackson for a TD in Week 2.
- ▶ Of his 35 receptions in 2016-17, 21 picked up first downs, a 60.0 percentage that ranked No. 3 among Packers with 35-plus catches over that span.
- ▶ Recorded career-highs with 122 receiving yards and six receptions (20.3 avg.) in Week 3 vs. Cincinnati last season, highlighted by a career-long 72-yard reception in overtime that set up K Mason Crosby's game-winning 27-yard field goal.
- ▶ Signed by Green Bay as an undrafted free agent in 2016 and spent the first six games on the practice squad before being promoted to the active roster.

QB Aaron Rodgers, 12th Year, California, D1-05

- ▶ His career passer rating of 103.9 ranks No. 1 in NFL history.
- ▶ In 144 regular-season starts (95-48-1 record), has posted 52 games with 300-plus passing yards, 86 without an interception and 80 with a 100-plus passer rating (min. 15 attempts).
- ▶ Earned his sixth selection to the Pro Bowl in 2016, the second-most selections by a Green Bay quarterback behind Brett Favre's nine (1992-93, 1995-97, 2001-03, 2007).
- ▶ Finished the 2014 regular season ranked No. 2 in the NFL in passer rating (112.2), touchdown percentage (7.3), No. 1 in interception percentage (1.0) and No. 3 in touchdown passes (38).
- ▶ Recorded a passer rating of at least 120.0 in seven regular-season games in 2014, setting a single-season career high and tying for the third most in a single season in the NFL, dating back to 1960.
- ▶ Posted 21,332 passing yards from 2008-12, which ranks No. 1 in league history for the most passing yards by a QB in his first five seasons as a starter (previous record was Peyton Manning, 20,618, 1998-2002).
- ▶ In 2011, set an NFL record with a 122.5 passer rating and set franchise marks for TD passes (45), passing yards (4,643), completion percentage (68.3), yards per attempt (9.25) and 300-yard games (eight) on his way to earning NFL Most Valuable Player honors from *The Associated Press*.

RB Jamaal Williams, Rookie, Brigham Young, D4b-17

- ▶ After playing as a reserve in the first nine games of the 2017 season, started the last seven and finished the season with a team-high 556 yards rushing and six total touchdowns (four rushing, two receiving).
- ▶ Finished No. 6 among rookie running backs in rushing yards in 2017.
- ▶ Became the first Green Bay rookie to have three consecutive games with 115-plus yards from scrimmage (Weeks 12-14) since Billy Howton in 1952.
- ▶ His 262 receiving yards were the most by a Green Bay rookie running back since Keith Woodside totaled 352 receiving yards in 1988.

PACKERS STARTERS – DEFENSE

DE Muhammad Wilkerson, 8th Year, Temple, FA-18

- ▶ Originally selected by the New York Jets in the first round (No. 30 overall) of the 2011 NFL Draft out of Temple.
- ▶ Over seven seasons in New York, played in 105 regular-season games, starting 101, and recorded 498 tackles (324 solo), 44.5 sacks, two interceptions, 26 passes defended, 10 forced fumbles and a fumble recovery that he returned for a touchdown.
- ▶ In 2015, earned a spot in the Pro Bowl after posting a career-best 12 sacks, tied for the sixth most in the NFL that season and the most by a Jets player since DL Shaun Ellis recorded 12.5 in 2003. It was the second time in his career he reached 10-plus sacks after posting 10.5 in the 2013, the same season he set career highs in tackles (91) and solo tackles (66).

NT Kenny Clark, 3rd Year, UCLA, D1-16

- ▶ Has 5.5 sacks since Week 13 of 2017, tied with Carolina DT Kawann Short for the most sacks by a defensive tackle over that span (according to STATS).
- ▶ Despite missing Week 12 due to injury, set career highs in tackles (78, No. 4 on the team) and sacks (4.5, No. 4 on the team) in 2017.
- ▶ Finished the 2016 regular season ranked No. 3 on the GB defensive line in tackles (33).
- ▶ Became the youngest player to appear in a season opener for the Packers since Arnie Herber (20 years old) in 1930.
- ▶ Earned third-team All-America honors from *The Associated Press* and first-team All-Pacific-12 recognition from the coaches and media as a junior in 2015.

DE Mike Daniels, 7th Year, Iowa, D4a-12

- ▶ Leads Packers defensive linemen with 26.0 sacks since the start of the 2013 regular season.
- ▶ After being selected as an alternate each of the previous three seasons (2015-17), was named to the 2017 Pro Bowl as an injury replacement for Los Angeles Rams DT Aaron Donald.
- ▶ Ranked No. 4 on the team with five sacks in 2017 and set a career high with 72 tackles.
- ▶ Has recorded at least four sacks in each season since 2013, which is tied for No. 1 in the NFL among defensive tackles (according to pro-football-reference.com).
- ▶ Led the defensive line in both tackles and sacks in 2014 and 2015.
- ▶ Starred as an interior pass rusher at Iowa, posting a team-high 24.5 tackles for a loss and 13 sacks from 2010-11.

OLB Clay Matthews, 10th Year, Southern California, D1b-09

- ▶ With 80.0 career sacks, passed Kabeer Gbaja-Biamila (74.5) for the most sacks in Packers history. Led the team with 7.5 sacks in 2017 despite missing two games.
- ▶ Despite injuries forcing him to miss four games and limiting him in six others, finished No. 3 on the team with five sacks in 2016.
- ▶ For the first time in his career, recorded at least one sack in each of the first three regular-season games he played in (2016).
- ▶ Selected to his sixth Pro Bowl and first as an inside linebacker in 2015 after recording 6.5 sacks (second on the team), 15 QB hits (No. 1 on the team) and a career-high 85 tackles (No. 2 on the team).
- ▶ With a team-high 11.0 sacks in 2014, is tied for the most 10-plus sack seasons in franchise history (four).
- ▶ Is the only player in franchise history to score a defensive TD (interception or fumble return) in each of his first three seasons in the NFL (2009-11).

ILB Blake Martinez, 3rd Year, Stanford, D4a-16

- ▶ Ranked No. 1 on the Packers with 158 total tackles (107 solo) during the 2017 season. Dating back to 1975, it was the 14th time and first time since A.J. Hawk (153) in 2013 that a Green Bay player reached 150 tackles in a season.
- ▶ Registered 10-plus tackles in seven games in 2017 (12 vs. Cincinnati, 13 at Dallas, 14 at Minnesota, 15 vs. New Orleans, 12 vs. Detroit, 17 at Pittsburgh, 10 vs. Tampa Bay).
- ▶ Started nine of 13 games he played in 2016 during the regular season, missing Weeks 12-14 due to injury. Became the first rookie to start on defense for Green Bay in Week 1 since LB Nick Perry in 2012.
- ▶ Started all 27 games played in his final two seasons, leading the team in tackles as a junior (102) and senior (141).

ILB Oren Burks, Rookie, Vanderbilt, D3-18

- ▶ Named to the Butkus Award watch list in 2017 and went on to post career highs in tackles (82), solo tackles (45) and tackles for a loss (seven) in his first season at inside linebacker.
- ▶ Appeared in all 13 games with 10 starts as a junior in 2016 at a linebacker/safety hybrid position, finishing with 59 tackles (40 solo), 6.5 tackles for a loss and a career-best 3.5 sacks.

- ▶ Was a candidate for the Senior CLASS Award in 2017, a finalist for the Wooden Citizenship Cup in 2017 and a member of the Allstate-AFCA Good Works Team in 2016, which honored 12 Division I-A football players from across the country for their commitment to community service. Also served as president of the Vanderbilt Student-Athlete Advisory Committee in 2016-17.

OLB Nick Perry, 7th Year, Southern California, D1-12

- ▶ Sealed the Week 1 victory over the Bears with a sack/forced fumble of QB Mitchell Trubisky on fourth-down-and-10 with 1:06 on the clock and the ball at the Chicago 46-yard line. The fumble was recovered by DL Kenny Clark.
- ▶ Finished second on the team with seven sacks in 2017. Registered a career-high three sacks against the Chicago Bears in Week 10. It was the first time a Packers player had three-plus sacks in a game since LB A.J. Hawk (three) on Oct. 13, 2013, at Baltimore.
- ▶ Led the team with a career-high 11.0 sacks in 2016.
- ▶ Registered multiple sacks in each of his first five seasons in the NFL and has posted a two-sack game in each of the last four seasons (2013-16).
- ▶ Has totaled seven sacks in eight playoff games, ranking No. 3 in franchise history (since 1982) behind Matthews (11) and Reggie White (eight).

CB Tramon Williams, 12th Year, Louisiana Tech, FA-18

- ▶ Has 32 career interceptions, tied for No. 4 among active NFL players.
- ▶ Is the only active player in the NFL with at least one INT in each of the last 11 seasons (2007-17).
- ▶ Returns to the Packers after spending the last three seasons with the Cleveland Browns (2015-16) and Arizona Cardinals (2017). The former undrafted free agent and practice-squad player appeared in 127 regular-season games for the Packers from 2007-14.
- ▶ Has three career TDs, including INT returns of 43 yards (2011) and 70 yards (2010 postseason) and a 94-yard punt return (2007).
- ▶ Ranked No. 1 in the NFL with a combined nine interceptions in 2010 (six in regular season, three in postseason) and was chosen for the Pro Bowl as an injury replacement.

CB Kevin King, 2nd Year, Washington, D1-17

- ▶ Appeared in nine games with five starts as a rookie in 2017, registering 31 tackles (23 solo), a tackle for a loss and eight passes defended before being placed on injured reserve (shoulder) on Dec. 6.
- ▶ Despite being limited to nine games due to injury, his five starts were the third most among Packers rookies in 2017 (S Josh Jones and RB Jamaal Williams both had seven).
- ▶ Played in all 48 games with 35 starts in his four seasons at Washington and registered 165 tackles (107 solo), 8½ tackles for a loss, six interceptions, 28 passes defended, two forced fumbles and two fumble recoveries. Earned honorable mention All-Pacific-12 recognition as a junior and senior.
- ▶ Was named first-team All-East Bay by the *Contra Costa Times* as a senior at Bishop O'Dowd High School in Oakland, Calif., where he was coached by former NFL linebacker Hardy Nickerson.

S Ha Ha Clinton-Dix, 5th Year, Alabama, D1-14

- ▶ Ranked No. 3 on the team with 86 tackles and No. 2 with three INTs in 2017.
- ▶ Named to his first career Pro Bowl in 2016. His career-best five interceptions tied for No. 5 in the NFL last season and tied for No. 1 among safeties. It was the most interceptions by a Packers safety in a single season since Charles Woodson (seven) and Charlie Peprah (five) in 2011.
- ▶ In 2016, posted a career-high two interceptions in both Week 9 and Week 14, becoming the first Packer to have two two-INT games in a season since Woodson in 2011.
- ▶ Led the team in tackles in 2015 with 117 (97 solo) and was tied for fourth on the team in interceptions (two).
- ▶ Was a consensus All-America selection in 2013 as a junior, earning first-team recognition from *The Associated Press*, the Football Writers Association of America and *Sporting News*.

S Kentrell Brice, 3rd Year, Louisiana Tech, FA-16

- ▶ Recorded first career sack in Week 1 as part of a 12-tackle (nine solo) performance.
- ▶ Started a career-best three games in 2017 and set career highs in tackles (24), solo tackles (21), interceptions (one) and passes defended (four) despite only playing in six contests before being placed on injured reserve with an ankle injury on Nov. 3.
- ▶ Was one of five rookie free agents to make Green Bay's Week 1 roster and joined S Marwin Evans as the only rookie free agents to play in all 16 regular-season games and three postseason contests for the Packers in 2016.



2018 REGULAR-SEASON STATISTICS

	Packers	Opponents
TOTAL FIRST DOWNS	40	42
Rushing	11	10
Passing	25	28
Penalty	4	4
3rd Down: Made/Att	9/26	14/31
3rd Down Pct.	34.6	45.2
4th Down: Made/Att	0/1	0/2
4th Down Pct.	0.0	0.0
POSSESSION AVG.	29:54	30:06
TOTAL NET YARDS	721	774
Avg. Per Game	360.5	387.0
Total Plays	129	134
Avg. Per Play	5.6	5.8
NET YARDS RUSHING	167	207
Avg. Per Game	83.5	103.5
Total Rushes	42	45
NET YARDS PASSING	554	567
Avg. Per Game	277.0	283.5
Sacked/Yards Lost	8/68	6/29
Gross Yards	622	596
Att./Completions	79/54	83/58
Completion Pct.	68.4	69.9
HAD INTERCEPTED	1	1
PUNTS/AVERAGE	9/50.1	9/45.0
Net Punting Avg.	9/41.4	9/40.9
PENALTIES/YARDS	15/126	13/105
FUMBLES/BALL LOST	4/1	2/1
TOUCHDOWNS	5	6
Rushing	0	1
Passing	4	4
Returns	1	1

SCORE BY PERIODS

	Q1	Q2	Q3	Q4	OT	PTS
PACKERS	7	10	6	30	0	53
OPPONENTS	14	10	3	25	0	52

SCORING

	TD	-Ru	-Pa	-Rt	K-PAT	FG	S	PTS
Mason Crosby	0	0	0	0	5/5	6/7	0	23
Davante Adams	2	0	2	0	0	0	0	12
Geronimo Allison	1	0	1	0	0	0	0	6
Randall Cobb	1	0	1	0	0	0	0	6
Josh Jackson	1	0	0	1	0	0	0	6
PACKERS	5	0	4	1	5/5	6/7	0	53
OPPONENTS	6	1	4	1	5/5	3/6	0	52

2-Pt Conversions: Packers 0-0, Opponents 1-1

SACKS: Kentrell Brice 1, Kenny Clark 1, Mike Daniels 1, Nick Perry 1, Team 1, Jaire Alexander 0.5, Reggie Gilbert 0.5, PACKERS 6, OPPONENTS 8

RUSHING

	No	Yds	Avg	Long	TD
Jamaal Williams	31	106	3.4	11	0
Ty Montgomery	7	38	5.4	16	0
Aaron Rodgers	4	23	5.8	15	0
PACKERS	42	167	4.0	16	0
OPPONENTS	45	207	4.6	16	1

PASSING

	Att	Cmp	Yds	Cmp%	Yds/Att	TD	TD%	Int	Int%	Long	Sack/Lost	Rating
Aaron Rodgers	72	50	567	69.4	7.88	4	5.6	0	0.0	75t	6/47	111.3
DeShone Kizer	7	4	55	57.1	7.86	0	0.0	1	14.3	29	2/21	42.9
PACKERS	79	54	622	68.4	7.87	4	5.1	1	1.3	75t	8/68	103.5
OPPONENTS	83	58	596	69.9	7.18	4	4.8	1	1.2	75t	6/29	101.3

	No	Yds	Avg	Long	TD
RECEIVING					
Randall Cobb	13	172	13.2	75t	1
Davante Adams	13	152	11.7	51	2
Geronimo Allison	11	133	12.1	39t	1
Jimmy Graham	8	103	12.9	34	0
Ty Montgomery	3	30	10.0	13	0
Jamaal Williams	3	12	4.0	7	0
Lance Kendricks	2	17	8.5	13	0
Marquez Valdes-Scantling	1	3	3.0	3	0
PACKERS	54	622	11.5	75t	4
OPPONENTS	58	596	10.3	75t	4

INTERCEPTIONS

	No	Yds	Avg	Long	TD
Ha Ha Clinton-Dix	1	24	24.0	24	0
PACKERS	1	24	24.0	24	0
OPPONENTS	1	27	27.0	27t	1

PUNTING

	No	Yds	Avg	Net	TB	In 20	LG	Blk
JK Scott	9	451	50.1	41.4	1	3	63	0
PACKERS	9	451	50.1	41.4	1	3	63	0
OPPONENTS	9	405	45.0	40.9	1	3	63	1

PUNT RETURNS

	Ret	FC	Yds	Avg	Long	TD
Randall Cobb	3	4	17	5.7	17	0
PACKERS	3	4	17	5.7	17	0
OPPONENTS	3	3	58	19.3	42	0

KICKOFF RETURNS

	No	Yds	Avg	Long	TD
Ty Montgomery	2	47	23.5	25	0
Lucas Patrick	1	8	8.0	8	0
Marquez Valdes-Scantling	1	21	21.0	21	0
PACKERS	4	76	19.0	25	0
OPPONENTS	3	92	30.7	46	0

FIELD GOALS

	1-19	20-29	30-39	40-49	50+
Mason Crosby	0/0	0/0	3/3	3/3	0/1
PACKERS	0/0	0/0	3/3	3/3	0/1
OPPONENTS	0/0	1/1	2/3	0/2	0/0

Crosby: (42G) (37G, 40G, 31G, 48G, 36G, 52N)
Opponents: (26G, 33G, 32G) (48N, 49N, 35N)



2018 REGULAR-SEASON DEFENSIVE STATISTICS

Official totals – based on coaches' film review, through Week 2 vs. Minnesota

Player	Total			Sacks/ Yards	Int/ Yards	Fum Rec	For Fum	Pass Def
	Tackles	Solo	Asst					
Kentrell Brice	19	14	5	1.0/0.0	0/0	0	0	1
Ha Ha Clinton-Dix	17	13	4	0.0/0.0	1/24	0	0	2
Jaire Alexander	13	10	3	0.5/3.0	0/0	0	0	1
Blake Martinez	13	10	3	0.0/0.0	0/0	0	0	2
Tramon Williams	13	10	3	0.0/0.0	0/0	0	0	0
Kenny Clark	9	6	3	1.0/7.0	0/0	1	0	1
Mike Daniels	7	4	3	1.0/0.0	0/0	0	0	0
Nick Perry	6	6	0	1.0/7.0	0/0	0	1	1
Josh Jackson	6	5	1	0.0/0.0	0/0	0	0	1
Kevin King	6	4	2	0.0/0.0	0/0	0	0	0
Antonio Morrison	6	4	2	0.0/0.0	0/0	0	0	0
Muhammad Wilkerson	5	4	1	0.0/0.0	0/0	0	0	0
Jermaine Whitehead	4	4	0	0.0/0.0	0/0	0	0	2
Clay Matthews	4	3	1	0.0/0.0	0/0	0	0	0
Dean Lowry	3	3	0	0.0/0.0	0/0	0	0	0
Reggie Gilbert	3	2	1	0.5/3.0	0/0	0	0	0
Korey Toomer	3	2	1	0.0/0.0	0/0	0	0	0
Kyler Fackrell	2	1	1	0.0/0.0	0/0	0	0	0
Montravius Adams	1	1	0	0.0/0.0	0/0	0	0	0
TEAM	0	0	0	1.0/9.0	0/0	0	0	0
Totals	140	106	34	6.0/29.0	1/24	1	1	11

SPECIAL TEAMS

Player	TT	FR	FF
Jermaine Whitehead	2	0	0
Jaire Alexander	1	0	0
Hunter Bradley	1	0	0
Kyler Fackrell	1	0	0
Josh Jackson	1	0	0
Antonio Morrison	1	0	0
Robert Tonyan	1	0	0
Korey Toomer	1	0	0
Totals	9	0	0

BLOCKED KICKS

Player	PAT	FG	P
Geronimo Allison	0	0	1
Totals	0	0	1

MISCELLANEOUS

Player	Tackles
DeShone Kizer	1
Totals	1

Player	FR
Corey Linsley	1
Aaron Rodgers	1
Totals	2



THE DOPE SHEET



No	ALPHABETICAL ROSTER	Pos	Ht	Wt	Birthdate	NFL Exp	College	High School	Hometown
17	Adams, Davante	WR	6-1	215	12/24/92	5	Fresno State	Palo Alto, Calif.	
90	Adams, Montravius	DL	6-4	304	7/24/95	2	Auburn	Vienna, Ga.	
23	Alexander, Jaire	CB	5-10	196	2/9/97	R	Louisville	Charlotte, N.C.	
81	Allison, Geronimo	WR	6-3	202	1/18/94	3	Illinois	Riverview, Fla.	
69	Bakhtiari, David	T	6-4	310	9/30/91	6	Colorado	San Mateo, Calif.	
74	Bell, Byron	T/G	6-5	320	1/17/89	8	New Mexico	Greenville, Texas	
8	Boyle, Tim	QB	6-4	232	10/3/94	R	Eastern Kentucky	Middletown, Conn.	
43	Bradley, Hunter	LS	6-3	241	5/21/94	R	Mississippi State	Collierville, Tenn.	
29	Brice, Kentrell	S	5-11	200	8/11/94	3	Louisiana Tech	Ruston, La.	
75	Bulaga, Bryan	T	6-5	314	3/21/89	9	Iowa	Woodstock, Ill.	
42	Burks, Oren	LB	6-3	233	3/21/95	R	Vanderbilt	Lorton, Va.	
39	Burton, Deante	CB	6-2	200	7/12/94	1	Kansas State	Manhattan, Kan.	
97	Clark, Kenny	DL	6-3	314	10/4/95	3	UCLA	Rialto, Calif.	
21	Clinton-Dix, Ha Ha	S	6-1	208	12/21/92	5	Alabama	Orlando, Fla.	
18	Cobb, Randall	WR	5-10	192	8/22/90	8	Kentucky	Alcoa, Tenn.	
54	Crawford, James	LB	6-2	239	12/2/94	R	Illinois	Deerfield, Fla.	
2	Crosby, Mason	K	6-1	207	9/3/84	12	Colorado	Georgetown, Texas	
76	Daniels, Mike	DL	6-0	310	5/5/89	7	Iowa	Blackwood, N.J.	
51	Fackrell, Kyler	LB	6-5	245	11/25/91	3	Utah State	Mesa, Ariz.	
93	Gilbert, Reggie	LB	6-3	261	4/1/93	1	Arizona	Laveen, Ariz.	
80	Graham, Jimmy	TE	6-7	265	11/24/86	9	Miami	Wilson, N.C.	
36	Greene, Raven	S	5-11	197	2/2/95	R	James Madison	Virginia Beach, Va.	
31	House, Davon	CB	6-0	195	7/10/89	8	New Mexico State	Palmdale, Calif.	
22	Jackson, Darius	RB	6-0	228	12/1/93	3	Eastern Michigan	Sparta, Ill.	
37	Jackson, Josh	CB	6-0	196	4/3/96	R	Iowa	Corinth, Texas	
27	Jones, Josh	S	6-2	220	9/20/94	2	North Carolina State	Walled Lake, Mich.	
84	Kendricks, Lance	TE	6-3	250	1/30/88	8	Wisconsin	Milwaukee, Wis.	
20	King, Kevin	CB	6-3	200	5/5/95	2	Washington	Oakland, Calif.	
9	Kizer, DeShone	QB	6-4	235	1/3/96	2	Notre Dame	Toledo, Ohio	
89	Lewis, Marcedes	TE	6-6	267	5/19/84	13	UCLA	Long Beach, Calif.	
70	Light, Alex	T/G	6-5	309	5/2/96	R	Richmond	Salem, Va.	
63	Linsley, Corey	C	6-3	301	7/27/91	5	Ohio State	Boardman, Ohio	
94	Lowry, Dean	DL	6-6	296	6/9/94	3	Northwestern	Rockford, Ill.	
50	Martinez, Blake	LB	6-2	237	1/9/94	3	Stanford	Oro Valley, Ariz.	
52	Matthews, Clay	LB	6-3	255	5/14/86	10	Southern California	Agoura Hills, Calif.	
64	McCray, Justin	G	6-3	317	5/31/92	2	Central Florida	Miami, Fla.	
88	Montgomery, Ty	RB	6-0	216	1/22/93	4	Stanford	Dallas, Texas	
82	Moore, J'Mon	WR	6-3	205	5/23/95	R	Missouri	Missouri City, Texas	
44	Morrison, Antonio	LB	6-1	241	12/6/94	3	Florida	Bolingbrook, Ill.	
62	Patrick, Lucas	G	6-3	313	7/30/93	2	Duke	Brentwood, Tenn.	
53	Perry, Nick	LB	6-3	265	4/12/90	7	Southern California	Detroit, Mich.	
12	Rodgers, Aaron	QB	6-2	225	12/2/83	14	California	Chico, Calif.	
6	Scott, JK	P	6-6	208	10/30/95	R	Alabama	Denver, Colo.	
78	Spriggs, Jason	T	6-6	301	5/17/94	3	Indiana	Elkhart, Ind.	
19	St. Brown, Equanimeous	WR	6-5	214	9/30/96	R	Notre Dame	Anaheim, Calif.	
65	Taylor, Lane	G	6-3	324	11/22/89	6	Oklahoma State	Arlington, Texas	
85	Tonyan, Robert	TE	6-5	237	4/30/94	1	Indiana State	McHenry, Ill.	
56	Toomer, Korey	LB	6-2	235	12/9/88	5	Idaho	Las Vegas, Nev.	
83	Valdes-Scantling, Marquez	WR	6-4	206	10/10/94	R	South Florida	St. Petersburg, Fla.	
35	Whitehead, Jermaine	S	5-11	195	3/12/93	2	Auburn	Greenwood, Miss.	
96	Wilkerson, Muhammad	DL	6-4	315	10/22/89	8	Temple	Linden, N.J.	
30	Williams, Jamaal	RB	6-0	213	4/3/95	2	Brigham Young	Fontana, Calif.	
38	Williams, Tramon	CB	5-11	191	3/16/83	12	Louisiana Tech	Houma, La.	

PRACTICE SQUAD

34	Bouagnon, Joel	RB	6-2	230	3/28/95	1	Northern Illinois	Aurora, Ill.
28	Brown, Tony	CB	6-0	199	7/13/95	R	Alabama	Beaumont, Texas
60	Davis, Austin	C	6-4	301	2/25/95	R	Duke	Mansfield, Texas
91	Donnerson, Kendall	LB	6-3	249	4/22/96	R	Southeast Missouri	Maumelle, Ark.
40	Kerridge, Joe	FB	6-0	245	9/17/92	3	Michigan	Traverse City, Mich.
95	Lancaster, Tyler	DL	6-3	313	11/4/94	R	Northwestern	Plainfield, Ill.
99	Looney, James	DL	6-3	287	5/15/95	R	California	Lake Worth, Fla.
58	Martini, Greer	LB	6-3	232	6/6/95	R	Notre Dame	Woodberry Forest, Va.
77	Pankey, Adam	G/T	6-5	313	2/2/94	2	West Virginia	Hamilton, Ohio
25	Redmond, Will	CB	5-11	186	12/28/93	3	Mississippi State	Memphis, Tenn.

RESERVE/INJURED

11	Davis, Trevor	WR	6-1	188	7/4/93	3	California	Martinez, Calif.
16	Kumerow, Jake	WR	6-4	209	2/17/92	1	Wisconsin-Whitewater	Bartlett, Ill.
68	Murphy, Kyle	T	6-6	305	12/11/93	3	Stanford	San Clemente, Calif.
47	Ryan, Jake	LB	6-2	240	2/27/92	4	Michigan	Cleveland, Ohio

EXEMPT/COMMISSIONER PERMISSION

33	Jones, Aaron	RB	5-9	208	12/2/94	2	Texas-El Paso	El Paso, Texas
----	--------------	----	-----	-----	---------	---	---------------	----------------

RESERVE/DID NOT REPORT

61	Madison, Cole	G	6-5	308	12/20/94	R	Washington State	Burien, Wash.
----	---------------	---	-----	-----	----------	---	------------------	---------------



No	NUMERICAL ROSTER	Pos	Ht	Wt	Age	NFL	College	How Acquired	Reg. season
						Exp			GP/GS/DNP/IA
2	Mason Crosby	K	6-1	207	34	12	Colorado	D6c-07	2/0/0/0
6	JK Scott	P	6-6	208	22	R	Alabama	D5b-18	2/0/0/0
8	Tim Boyle	QB	6-4	232	23	R	Eastern Kentucky	FA-18	0/0/1/1
9	DeShone Kizer	QB	6-4	235	22	2	Notre Dame	T (Cle.)-18	1/0/1/0
12	Aaron Rodgers	QB	6-2	225	34	14	California	D1-05	2/2/0/0
17	Davante Adams	WR	6-1	215	25	5	Fresno State	D2-14	2/2/0/0
18	Randall Cobb	WR	5-10	192	28	8	Kentucky	D2-11	2/2/0/0
19	Equanimeous St. Brown	WR	6-5	214	21	R	Notre Dame	D6-18	1/0/0/1
20	Kevin King	CB	6-3	200	23	2	Washington	D2a-17	2/2/0/0
21	Ha Ha Clinton-Dix	S	6-1	208	25	5	Alabama	D1-14	2/2/0/0
22	Darius Jackson	RB	6-0	228	24	3	Eastern Michigan	FA-18	2/0/0/0
23	Jaire Alexander	CB	5-10	196	21	R	Louisville	D1-18	2/0/0/0
27	Josh Jones	S	6-2	220	24	2	North Carolina State	D2b-17	0/0/0/2
29	Kentrell Brice	S	5-11	200	24	3	Louisiana Tech	FA-16	2/2/0/0
30	Jamaal Williams	RB	6-0	213	23	2	Brigham Young	D4b-17	2/2/0/0
31	Davon House	CB	6-0	195	29	8	New Mexico State	FA-17	2/0/0/0
35	Jermaine Whitehead	S	5-11	195	25	2	Auburn	FA-16	2/1/0/0
36	Raven Greene	S	5-11	197	23	R	James Madison	FA-18	0/0/0/2
37	Josh Jackson	CB	6-0	196	22	R	Iowa	D2-18	2/1/0/0
38	Tramon Williams	CB	5-11	191	35	12	Louisiana Tech	UFA (Ari.)-18	2/2/0/0
39	Deante Burton	CB	6-2	200	24	1	Kansas State	W-18 (Atl.)	1/0/0/1
42	Oren Burks	LB	6-3	233	23	R	Vanderbilt	D3-18	0/0/0/2
43	Hunter Bradley	LS	6-3	241	24	R	Mississippi State	D7b-18	2/0/0/0
44	Antonio Morrison	LB	6-1	241	23	3	Florida	T (Ind.)-18	2/1/0/0
50	Blake Martinez	LB	6-2	237	24	3	Stanford	D4a-16	2/2/0/0
51	Kyler Fackrell	LB	6-5	245	26	3	Utah State	D3-16	2/0/0/0
52	Clay Matthews	LB	6-3	255	32	10	Southern California	D1b-09	2/2/0/0
53	Nick Perry	LB	6-3	265	28	7	Southern California	D1-12	2/2/0/0
54	James Crawford	LB	6-2	239	23	R	Illinois	FA-18	2/0/0/0
56	Korey Toomer	LB	6-2	235	29	5	Idaho	FA-18	2/0/0/0
62	Lucas Patrick	G	6-3	313	25	2	Duke	FA-16	1/0/1/0
63	Corey Linsley	C	6-3	301	27	5	Ohio State	D5a-14	2/2/0/0
64	Justin McCray	G	6-3	317	26	2	Central Florida	FA-17	2/2/0/0
65	Lane Taylor	G	6-3	324	28	6	Oklahoma State	FA-13	2/2/0/0
69	David Bakhtiari	T	6-4	310	26	6	Colorado	D4a-13	2/2/0/0
70	Alex Light	T/G	6-5	309	22	R	Richmond	FA-18	0/0/0/2
74	Byron Bell	T/G	6-5	320	29	8	New Mexico	FA-18	2/0/0/0
75	Bryan Bulaga	T	6-5	314	29	9	Iowa	D1-10	2/2/0/0
76	Mike Daniels	DL	6-0	310	29	7	Iowa	D4a-12	2/1/0/0
78	Jason Spriggs	T	6-6	301	24	3	Indiana	D2-16	2/0/0/0
80	Jimmy Graham	TE	6-7	265	31	9	Miami	UFA (Sea.)-18	2/2/0/0
81	Geronimo Allison	WR	6-3	202	24	3	Illinois	FA-16	2/2/0/0
82	J'Mon Moore	WR	6-3	205	23	R	Missouri	D4-18	0/0/0/2
83	Marquez Valdes-Scantling	WR	6-4	206	23	R	South Florida	D5c-18	2/0/0/0
84	Lance Kendricks	TE	6-3	250	30	8	Wisconsin	FA-17	2/0/0/0
85	Robert Tonyan	TE	6-5	237	24	1	Indiana State	FA-17	2/0/0/0
88	Ty Montgomery	RB	6-0	216	25	4	Stanford	D3-15	2/0/0/0
89	Marcedes Lewis	TE	6-6	267	34	13	UCLA	FA-18	2/0/0/0
90	Montravius Adams	DL	6-4	304	23	2	Auburn	D3-17	2/0/0/0
93	Reggie Gilbert	LB	6-3	261	25	1	Arizona	FA-16	2/0/0/0
94	Dean Lowry	DL	6-6	296	24	3	Northwestern	D4b-16	2/0/0/0
96	Muhammad Wilkerson	DL	6-4	315	28	8	Temple	FA-18	2/2/0/0
97	Kenny Clark	DL	6-3	314	22	3	UCLA	D1-16	2/2/0/0

PRACTICE SQUAD

25	Will Redmond	CB	5-11	186	24	3	Mississippi State	FA-18	0/0/0/0
28	Tony Brown	CB	6-0	199	23	R	Alabama	FA-18	0/0/0/0
34	Joel Bouagnon	RB	6-2	230	23	1	Northern Illinois	FA-18	0/0/0/0
40	Joe Kerridge	FB	6-0	245	26	3	Michigan	FA-16	0/0/0/0
58	Greer Martini	LB	6-3	232	23	R	Notre Dame	FA-18	0/0/0/0
60	Austin Davis	C	6-4	301	23	R	Duke	FA-18	0/0/0/0
77	Adam Pankey	G/T	6-5	313	24	2	West Virginia	FA-17	0/0/0/0
91	Kendall Donnerson	LB	6-3	249	22	R	Southeast Missouri	D7c-18	0/0/0/0
95	Tyler Lancaster	DL	6-3	313	23	R	Northwestern	FA-18	0/0/0/0
99	James Looney	DL	6-3	287	23	R	California	D7a-18	0/0/0/0

RESERVE/INJURED

11	Trevor Davis	WR	6-1	188	25	3	California	D5-16	0/0/0/1
16	Jake Kumerow	WR	6-4	209	26	1	Wisconsin-Whitewater	FA-17	0/0/0/0
47	Jake Ryan	LB	6-2	240	26	4	Michigan	D4-15	0/0/0/0
68	Kyle Murphy	T	6-6	305	24	3	Stanford	D6-16	0/0/0/0

EXEMPT/COMMISSIONER PERMISSION

33	Aaron Jones	RB	5-9	208	23	2	Texas-El Paso	D5b-17	0/0/0/0
----	-------------	----	-----	-----	----	---	---------------	--------	---------

RESERVE/DID NOT REPORT

61	Cole Madison	G	6-5	308	23	R	Washington State	D5a-18	0/0/0/0
----	--------------	---	-----	-----	----	---	------------------	--------	---------



OFFENSE

WR:	18	Randall Cobb	<u>82</u>	<u>J'Mon Moore</u>		
LT:	69	David Bakhtiari	78	Jason Spriggs	<u>70</u>	<u>Alex Light</u>
LG:	65	Lane Taylor	62	Lucas Patrick		
C:	63	Corey Linsley	62	Lucas Patrick		
RG:	64	Justin McCray	74	Byron Bell		
RT:	75	Bryan Bulaga	74	Byron Bell		
TE:	80	Jimmy Graham	89	Mercedes Lewis	84	Lance Kendricks
					85	Robert Tonyan
WR:	17	Davante Adams	<u>19</u>	<u>Equanimeous St. Brown</u>		
WR:	81	Geronimo Allison	<u>83</u>	<u>Marquez Valdes-Scantling</u>		
QB:	12	Aaron Rodgers	9	DeShone Kizer	<u>8</u>	<u>Tim Boyle</u>
RB:	30	Jamaal Williams	88	Ty Montgomery	22	Darius Jackson

DEFENSE

DE:	96	Muhammad Wilkerson	94	Dean Lowry		
NT:	97	Kenny Clark	90	Montravius Adams		
DE:	76	Mike Daniels	90	Montravius Adams		
OLB:	52	Clay Matthews	93	Reggie Gilbert		
ILB:	50	Blake Martinez	44	Antonio Morrison		
ILB:	<u>42</u>	<u>Oren Burks</u>	56	Korey Toomer	<u>54</u>	<u>James Crawford</u>
OLB:	53	Nick Perry	51	Kyler Fackrell		
CB:	38	Tramon Williams	<u>23</u>	<u>Jaire Alexander</u>	31	Davon House
CB:	20	Kevin King	<u>37</u>	<u>Josh Jackson</u>	39	Deante Burton
S:	21	Ha Ha Clinton-Dix	35	Jermaine Whitehead	<u>36</u>	<u>Raven Greene</u>
S:	29	Kentrell Brice	27	Josh Jones		

SPECIAL TEAMS

K:	2	Mason Crosby				
P:	<u>6</u>	<u>JK Scott</u>				
H:	<u>6</u>	<u>JK Scott</u>	18	Randall Cobb		
PR:	18	Randall Cobb	<u>23</u>	<u>Jaire Alexander</u>	38	Tramon Williams
KR:	88	Ty Montgomery	<u>83</u>	<u>Marquez Valdes-Scantling</u>	<u>23</u>	<u>Jaire Alexander</u>
LS:	<u>43</u>	<u>Hunter Bradley</u>				

Rookies are underlined

COACH LOCATIONS

► **Coaches' Box:** Jeff Blasko (assistant offensive line), Ryan Downard (defensive quality control), Scott McCurley (defensive assistant), Mike Pettine (defensive coordinator), Joe Philbin (offensive coordinator), Omar Young (coaching administrator).

► **Sideline:** Brian Angelichio (tight ends), James Campen (offense – run game coordinator/offensive line), Frank Cignetti Jr. (quarterbacks), Maurice Drayton (assistant special teams), Patrick Graham (defense – run game coordinator/inside linebackers), Jay Hayes (assistant defensive line), Jim Hostler (offense - pass game coordinator), Jerry Montgomery (defensive line), Winston Moss (associate head coach/linebackers), David Raih (wide receivers), Jason Simmons (secondary), Ben Sirmans (running backs), Joe Whitt Jr. (defense - pass game coordinator), Ron Zook (special teams coordinator).



ROSTER BY POSITION

QUARTERBACK (3)

Tim Boyle
DeShone Kizer
Aaron Rodgers

RUNNING BACK (3)

Darius Jackson
Ty Montgomery
Jamaal Williams

WIDE RECEIVER (6)

Davante Adams
Geronimo Allison
Randall Cobb
J'Mon Moore
Equanimeous St. Brown
Marquez Valdes-Scantling

TIGHT END (4)

Jimmy Graham
Lance Kendricks
Mercedes Lewis
Robert Tonyan

OFFENSIVE LINE (9)

David Bakhtiari
Byron Bell
Bryan Bulaga
Alex Light
Corey Linsley
Justin McCray
Lucas Patrick
Jason Spriggs
Lane Taylor

DEFENSIVE LINE (5)

Montravius Adams
Kenny Clark
Mike Daniels
Dean Lowry
Muhammad Wilkerson

Rookies are underlined

The first number lists how many players are currently on the roster at that position, while the second indicates how many players at that position were on the Packers' opening-day roster in 2017.

LINEBACKER (9)

Oren Burks
James Crawford
Kyler Fackrell
Reggie Gilbert
Blake Martinez
Clay Matthews
Antonio Morrison
Nick Perry
Korey Toomer

CORNERBACK (6)

Deante Burton
Jaire Alexander
Davon House
Josh Jackson
Kevin King
Tramon Williams

SAFETY (5)

Kentrell Brice
Ha Ha Clinton-Dix
Raven Greene
Josh Jones
Jermaine Whitehead

SPECIALIST (3)

Hunter Bradley
Mason Crosby
JK Scott

PRONUNCIATION GUIDE

PLAYERS

Montravius Adams mon-TRAY-vee-us
Jaire Alexander.....ji-air
David Bakhtiari.....bock-tee-R-ee
Joel Bouagnon jo-ELL bwon-nyo
Kentrell Brice.....ken-TRELL
Bryan Bulagabuh-LAH-guh
Kyler Fackrell.....FACK-rull
Joe Kerridge.....KAIR-idge
DeShone Kizer.....duh-SHONN
Jake KumerowKOO-mer-o
J'Mon Moore JAY-mon
Equanimeous St. Brown eck-wah-nihm-ee-ous
Marquez Valdes-Scantlingmar-KWEZ
Tramon Williams truh-MON

COACHES

Brian Angelichio..... an-juh-LEEK-o
James CampenKAMP-en
Ryan Downard DOWN-erd
Jim Hostler.....HOSS-ler
Mark Lovat.....luh-VOTT
Mike Pettine.....PETT-in
David Raih RYE

HOW THE PACKERS WERE BUILT

Year	Record	Draft (29)	Trades (2)	Free Agents (21)
2005	4-12	QB Aaron Rodgers D1		
2007	13-3	K Mason Crosby D6c		
2009	11-5	LB Clay Matthews D1b		
2010	10-6	T Bryan Bulaga D1		
2011	15-1	WR Randall Cobb D2		
2012	11-5	LB Nick Perry D1 DL Mike Daniels D4a		
2013	8-7-1	T David Bakhtiari D4a		G Lane Taylor
2014	12-4	S Ha Ha Clinton-Dix D1 WR Davante Adams D2 C Corey Linsley D5a		
2015	10-6	RB Ty Montgomery D3		
2016	10-6	DL Kenny Clark D1 T Jason Spriggs D2 LB Kyler Fackrell D3 LB Blake Martinez D4a DL Dean Lowry D4b		WR Geronimo Allison S Kentrell Brice LB Reggie Gilbert G Lucas Patrick S Jermaine Whitehead
2017	7-9	CB Kevin King D2a S Josh Jones D2b DL Montravius Adams D3 RB Jamaal Williams D4b		CB Davon House (D4-11) TE Lance Kendricks G Justin McCray TE Robert Tonyan
2018	1-0-1	CB Jaire Alexander D1 CB Josh Jackson D2 LB Oren Burks D3 WR J'Mon Moore D4 P JK Scott D5b WR Marquez Valdes-Scantling D5c WR Equanimeous St. Brown D6 LS Hunter Bradley D7b	LB Antonio Morrison (Ind.) QB DeShone Kizer (Cle.)	T/G Byron Bell QB Tim Boyle LB James Crawford TE Jimmy Graham (UFA-Sea.) S Raven Greene RB Darius Jackson (PS Dal.) TE Mercedes Lewis T/G Alex Light LB Korey Toomer DL Muhammad Wilkerson CB Tramon Williams (UFA-Ari.)

Waivers (1): CB Deante Burton (from Atlanta), 2018

INDIVIDUAL STATISTICS, OFFENSE

RUSHING		J.Williams					A.Rodgers					T.Montgomery				
		No	Yds	Avg	Lg	TD	No	Yds	Avg	Lg	TD	No	Yds	Avg	Lg	TD
9/9	Chi	15	47	3.1	11	0	1	15	15.0	15	0	2	7	3.5	6	0
9/16	Min	16	59	3.7	11	0	3	8	2.7	7	0	5	31	6.2	16	0
9/23	at Was															
9/30	Buf															
10/7	at Det															
10/15	SF															
10/28	at LAR															
11/4	at NE															
11/11	Mia															
11/15	at Sea															
11/25	at Min															
12/2	Ari															
12/9	Atl															
12/16	at Chi															
12/23	at NYJ															
12/30	Det															
SEASON		31	106	3.4	11	0	4	23	5.8	15	0	7	38	5.4	16	0
CAREER		184	662	3.6	25	4	529	2693	5.1	35	25	158	782	4.9	61	6

ADDITIONAL REGULAR-SEASON RUSHING:

PASSING		A.Rodgers									D.Kizer								
		Att	Com	Pct	Yds	Sk/Yd	TD	Lg	Int	Rtng	Att	Com	Pct	Yds	Sk/Yd	TD	Lg	Int	Rtng
9/9	Chi	30	20	66.7	286	2/19	3	75t	0	130.7	7	4	57.1	55	2/21	0	29	1	42.9
9/16	Min	42	30	71.4	281	4/28	1	34	0	97.4									
9/23	at Was																		
9/30	Buf																		
10/7	at Det																		
10/15	SF																		
10/28	at LAR																		
11/4	at NE																		
11/11	Mia																		
11/15	at Sea																		
11/25	at Min																		
12/2	Ari																		
12/9	Atl																		
12/16	at Chi																		
12/23	at NYJ																		
12/30	Det																		
SEASON		72	50	69.4	567	6/47	4	75t	0	111.3	7	4	57.1	55	2/21	0	29	1	42.9
CAREER		4967	3238	65.2	39069	369/2378	317	93t	78	103.9	483	259	53.6	2949	40/247	11	56t	23	60.0

INDIVIDUAL STATISTICS, OFFENSE

		RECEIVING R.Cobb					D.Adams					G.Allison					T.Montgomery					J.Graham					L.Kendricks				
		No	Yds	Avg	Lg	TD	No	Yds	Avg	Lg	TD	No	Yds	Avg	Lg	TD	No	Yds	Avg	Lg	TD	No	Yds	Avg	Lg	TD	No	Yds	Avg	Lg	TD
9/9	Chi	9	142	15.8	75t	1	5	88	17.6	51	1	5	69	13.8	39t	1	2	21	10.5	13	0	2	8	4.0	7	0	1	13	13.0	13	0
9/16	Min	4	30	7.5	14	0	8	64	8.0	16	1	6	64	10.7	22	0	1	9	9.0	9	0	6	95	15.8	34	0	1	4	4.0	4	0
9/23	at Was																														
9/30	Buf																														
10/7	at Det																														
10/15	SF																														
10/28	at LAR																														
11/4	at NE																														
11/11	Mia																														
11/15	at Sea																														
11/25	at Min																														
12/2	Ari																														
12/9	Atl																														
12/16	at Chi																														
12/23	at NYJ																														
12/30	Det																														
SEASON		13	172	13.2	75t	1	13	152	11.7	51	2	11	133	12.1	39t	1	3	30	10.0	13	0	8	103	12.9	34	0	2	17	8.5	13	0
CAREER		445	5313	11.9	75t	40	250	2963	11.9	66t	28	46	588	12.8	72	3	85	687	8.1	31t	3	564	6903	12.2	59	69	224	2352	10.5	80t	18

		RECEIVING J.Williams					M.Valdes-Scantling				
		No	Yds	Avg	Lg	TD	No	Yds	Avg	Lg	TD
9/9	Chi	0	0	--	--	0	0	0	--	--	0
9/16	Min	3	12	4.0	7	0	1	3	3.0	3	0
9/23	at Was										
9/30	Buf										
10/7	at Det										
10/15	SF										
10/28	at LAR										
11/4	at NE										
11/11	Mia										
11/15	at Sea										
11/25	at Min										
12/2	Ari										
12/9	Atl										
12/16	at Chi										
12/23	at NYJ										
12/30	Det										
SEASON		3	12	4.0	7	0	1	3	3.0	3	0
CAREER		28	274	9.8	54t	2	1	3	3.0	3	0

ADDITIONAL REGULAR-SEASON RECEIVING:

INDIVIDUAL STATISTICS, OFFENSE

RUSHING

		J.Williams										A.Rodgers										T.Montgomery																								
		First Half					Second Half/OT					First Half					Second Half/OT					First Half					Second Half/OT																			
		No	Yds	Avg	Lg	TD	No	Yds	Avg	Lg	TD	No	Yds	Avg	Lg	TD	No	Yds	Avg	Lg	TD	No	Yds	Avg	Lg	TD	No	Yds	Avg	Lg	TD	No	Yds	Avg	Lg	TD										
9/9	Chi	8	27	3.4	11	0	7	20	2.9	8	0	1	15	15.0	15	0	0	0	0.0	0	0	1	1	1.0	1	0	1	6	6.0	6	0															
9/16	at Min	5	19	3.8	8	0	11	40	3.6	11	0	1	7	7.0	7	0	2	1	0.5	4	0	4	28	7.0	16	0	1	3	3.0	3	0															
9/23	at Was																																													
9/30	Buf																																													
10/7	at Det																																													
10/15	SF																																													
10/28	at LAR																																													
11/4	at NE																																													
11/11	Mia																																													
11/15	at Sea																																													
11/25	at Min																																													
12/2	Ari																																													
12/9	Atl																																													
12/16	at Chi																																													
12/23	at NYJ																																													
12/30	Det																																													
SEASON		13	46	3.5	11	0	18	60	3.3	11	0	2	22	11.0	15	0	2	1	0.5	4	0	5	29	5.8	16	0	2	9	4.5	6	0															

INDIVIDUAL STATISTICS, OFFENSE

PASSING

A.Rodgers

		First Half										Second Half/OT									
		Att	Com	Pct	Yds	Sk/Yd	TD	Lg	Int	Rtng	Att	Com	Pct	Yds	Sk/Yd	TD	Lg	Int	Rtng		
9/9	Chi	7	3	42.9	13	2/19	0	7	0	50.3	23	17	73.9	273	0/0	3	75t	0	152.7		
9/16	Min	17	12	70.6	80	1/7	1	14	0	100.1	25	18	72.0	201	3/21	0	34	0	95.6		
9/23	at Was																				
9/30	Buf																				
10/7	at Det																				
10/15	SF																				
10/28	at LAR																				
11/4	at NE																				
11/11	Mia																				
11/15	at Sea																				
11/25	at Min																				
12/2	Ari																				
12/9	Atl																				
12/16	at Chi																				
12/23	at NYJ																				
12/30	Det																				
SEASON		24	15	62.5	93	3/26	1	14	0	84.2	48	35	72.9	273	3/21	3	75t	0	124.8		

PASSING

D.Kizer

		First Half										Second Half/OT									
		Att	Com	Pct	Yds	Sk/Yd	TD	Lg	Int	Rtng	Att	Com	Pct	Yds	Sk/Yd	TD	Lg	Int	Rtng		
9/9	Chi	7	4	57.1	55	2/21	0	29	1	42.9											
9/16	Min																				
9/23	at Was																				
9/30	Buf																				
10/7	at Det																				
10/15	SF																				
10/28	at LAR																				
11/4	at NE																				
11/11	Mia																				
11/15	at Sea																				
11/25	at Min																				
12/2	Ari																				
12/9	Atl																				
12/16	at Chi																				
12/23	at NYJ																				
12/30	Det																				
SEASON		7	4	57.1	55	2/21	0	29	1	42.9	0	0	0.0	0	0/0	0	0	0	0.0		

INDIVIDUAL STATISTICS, OFFENSE

RECEIVING R.Cobb

		First Half					Second Half/OT					D.Adams					G.Allison														
												First Half					Second Half/OT														
		No	Yds	Avg	Lg	TD	No	Yds	Avg	Lg	TD	No	Yds	Avg	Lg	TD	No	Yds	Avg	Lg	TD	No	Yds	Avg	Lg	TD					
9/9	Chi	2	34	17.0	29	0	7	108	15.4	75t	1	1	11	11.0	11	0	4	77	19.3	51	1	1	2	2.0	2	0	4	67	16.8	39t	1
9/16	Min	2	17	8.5	14	0	2	13	6.5	9	0	4	35	8.8	13	1	4	29	7.3	16	0	0	0	--	--	0	6	64	10.7	22	0
9/23	at Was																														
9/30	Buf																														
10/7	at Det																														
10/15	SF																														
10/28	at LAR																														
11/4	at NE																														
11/11	Mia																														
11/15	at Sea																														
11/25	at Min																														
12/2	Ari																														
12/9	Atl																														
12/16	at Chi																														
12/23	at NYJ																														
12/30	Det																														
SEASON		4	51	12.8	29	0	9	121	13.4	75t	1	5	46	9.2	13	1	8	106	13.3	51	1	1	2	2.0	2	0	10	131	13.1	39t	1

RECEIVING T.Montgomery

		First Half					Second Half/OT					J.Graham					L.Kendricks														
												First Half					Second Half/OT														
		No	Yds	Avg	Lg	TD	No	Yds	Avg	Lg	TD	No	Yds	Avg	Lg	TD	No	Yds	Avg	Lg	TD	No	Yds	Avg	Lg	TD					
9/9	Chi	1	13	13.0	13	0	1	8	8.0	8	0	2	8	4.0	7	0	0	0	--	--	0	0	0	--	--	0	1	13	13.0	13	0
9/16	Min	1	9	9.0	9	0	0	0	--	--	0	2	11	5.5	8	0	4	84	21.0	34	0	0	0	--	--	0	1	4	4.0	4	0
9/30	Buf																														
10/7	at Det																														
10/15	SF																														
10/28	at LAR																														
11/4	at NE																														
11/11	Mia																														
11/15	at Sea																														
11/25	at Min																														
12/2	Ari																														
12/9	Atl																														
12/16	at Chi																														
12/23	at NYJ																														
12/30	Det																														
SEASON		2	22	11.0	13	0	1	8	8.0	8	0	4	19	4.8	8	0	4	84	21.0	34	0	0	0	--	--	0	2	17	8.5	17	0

INDIVIDUAL STATISTICS, DEFENSE

		M.Adams					J.Alexander					K.Brice					K.Clark					H.Clinton-Dix					M.Daniels					
		UT	A	Sk	Int	PD	UT	A	Sk	Int	PD	UT	A	Sk	Int	PD	UT	A	Sk	Int	PD	UT	A	Sk	Int	PD	UT	A	Sk	Int	PD	
9/9	Chi	1	0	0-0	0	0	3	0	0-0	0	1	9	3	1-0	0	1	2	1	0-0	0	0	8	1	0-0	0	0	3	1	1-0	0	0	
9/16	Min	0	0	0-0	0	0	7	3	0.5-3	0	0	5	2	0-0	0	0	4	2	1-7	0	1	5	3	0-0	1	2	1	2	0-0	0	0	
9/23	at Was																															
9/30	Buf																															
10/7	at Det																															
10/15	SF																															
10/28	at LAR																															
11/4	at NE																															
11/11	Mia																															
11/15	at Sea																															
11/25	at Min																															
12/2	Ari																															
12/9	Atl																															
12/16	at Chi																															
12/23	at NYJ																															
12/30	Det																															
SEASON		1	0	0-0	0	0	10	3	0.5-3	0	1	14	5	1-0	0	1	6	3	1-7	0	1	13	4	0-0	1	2	4	3	1-0	0	0	
CAREER		2	4	0-0	0	0	10	3	0.5-3	0	1	50	8	1-0	1	6	59	61	5-33.5	0	4	324	74	45-17	12	36	190	124	28-20	45	1	4

		R.Gilbert					J.Jackson					K.King					D.Lowry					C.Matthews					A.Morrison				
		UT	A	Sk	Int	PD	UT	A	Sk	Int	PD	UT	A	Sk	Int	PD	UT	A	Sk	Int	PD	UT	A	Sk	Int	PD	UT	A	Sk	Int	PD
9/9	Chi	2	0	0-0	0	0	3	0	0-0	0	1	3	0	0-0	0	0	1	0	0-0	0	0	1	0	0-0	0	0	2	1	0-0	0	0
9/16	Min	0	1	0.5-3	0	0	2	1	0-0	0	0	1	2	0-0	0	0	2	0	0-0	0	0	2	1	0-0	0	0	2	1	0-0	0	0
9/23	at Was																														
9/30	Buf																														
10/7	at Det																														
10/15	SF																														
10/28	at LAR																														
11/4	at NE																														
11/11	Mia																														
11/15	at Sea																														
11/25	at Min																														
12/2	Ari																														
12/9	Atl																														
12/16	at Chi																														
12/23	at NYJ																														
12/30	Det																														
SEASON		2	1	0.5-3	0	0	5	1	0-0	0	1	4	2	0-0	0	0	3	0	0-0	0	0	3	1	0-0	0	0	4	2	0-0	0	0
CAREER		4	2	1-11	0	0	5	1	0-0	0	1	27	10	0-0	0	8	33	18	4-40	0	4	385	168	80-50.5	6	40	93	65	0-0	0	1

		B.Martinez					N.Perry					J.Whitehead					M.Wilkerson					T.Williams					K.Fackrell				
		UT	A	Sk	Int	PD	UT	A	Sk	Int	PD	UT	A	Sk	Int	PD	UT	A	Sk	Int	PD	UT	A	Sk	Int	PD	UT	A	Sk	Int	PD
9/9	Chi	4	1	0-0	0	1	4	0	1-7	0	0	1	0	0-0	0	1	3	1	0-0	0	0	5	2	0-0	0	0	0	1	0-0	0	0
9/16	Min	6	2	0-0	0	1	2	0	0-0	0	1	3	0	0-0	0	1	1	0	0-0	0	0	5	1	0-0	0	0	1	0	0-0	0	0
9/23	at Was																														
9/30	Buf																														
10/7	at Det																														
10/15	SF																														
10/28	at LAR																														
11/4	at NE																														
11/11	Mia																														
11/15	at Sea																														
11/25	at Min																														
12/2	Ari																														
12/9	Atl																														
12/16	at Chi																														
12/23	at NYJ																														
12/30	Det																														
SEASON		10	3	0-0	0	2	6	0	1-7	0	1	4	0	0-0	0	2	4	1	0-0	0	0	10	3	0-0	0	0	1	1	0-0	0	0
CAREER		160	70	2-13	2	18	159	79	31.5-226	0	10	8	3	0-0	0	3	59	46	44.5-296.5	1	7	472	99	4.5	32	142	33	12	5-27	0	1

INDIVIDUAL STATISTICS, DEFENSE

		K.Toomer				
		UT	A	Sk	Int	PD
9/9	Chi	0	0	0-0	0	0
9/16	Min	2	1	0-0	0	0
9/23	at Was					
9/30	Buf					
10/7	at Det					
10/15	SF					
10/28	at LAR					
11/4	at NE					
11/11	Mia					
11/15	at Sea					
11/25	at Min					
12/2	Ari					
12/9	Atl					
12/16	at Chi					
12/23	at NYJ					
12/30	Det					
SEASON		2	1	0-0	0	0
CAREER		60	41	2-10	1	5

DEFENSIVE FUMBLE STATISTICS

FORCED FUMBLES (1)

N.Perry - (1) vs. Chicago, Sept. 9 (M.Trubisky)

FUMBLE RECOVERIES (1)

K.Clark - (1) vs. Chicago, Sept. 9 (M.Trubisky)

INDIVIDUAL STATISTICS, DEFENSE

QUARTERBACK SACKS (6-29)

9/9		Chicago:	(4-16)	K.Brice 1-0, M.Daniels 1-0, N.Perry 1-7, Team 1-9.
9/16		Minnesota:	(2-13)	K.Clark 1-7, J.Alexander 0.5-3, R.Gilbert 0.5-3.
9/23	at	Washington:		
9/30		Buffalo:		
10/7	at	Detroit:		
10/15		San Francisco:		
10/28	at	L.A. Rams:		
11/4	at	New England:		
11/11		Miami:		
11/15	at	Seattle:		
11/25	at	Minnesota:		
12/2		Arizona:		
12/9		Atlanta:		
12/16	at	Chicago:		
12/23	at	N. Y. Jets:		
12/30		Detroit:		
SEASON TOTALS: (6-29): K.Brice 1-0, K.Clark 1-7, M.Daniels 1-0, N.Perry 1-7, Team 1-9, J.Alexander 0.5-3, R.Gilbert 0.5-3.				

QUARTERBACK HITS (7)

9/9		Chicago:	(2)	K.Clark 1, M.Wilkerson 1.
9/16		Minnesota:	(5)	R.Gilbert 2, M.Daniels 1, C.Matthews 1, M.Wilkerson 1.
9/23	at	Washington:		
9/30		Buffalo:		
10/7	at	Detroit:		
10/15		San Francisco:		
10/28	at	L.A. Rams:		
11/4	at	New England:		
11/11		Miami:		
11/15	at	Seattle:		
11/25	at	Minnesota:		
12/2		Arizona:		
12/9		Atlanta:		
12/16	at	Chicago:		
12/23	at	N.Y. Jets:		
12/30		Detroit:		
SEASON TOTALS: (7): R.Gilbert 2, M.Wilkerson 2, K.Clark 1, M.Daniels 1, C.Matthews 1.				

PASSES DEFENSED (11)

9/9		Chicago:	(5)	J.Alexander 1, K.Brice 1, J.Jackson 1, B.Martinez 1, J.Whitehead 1.
9/16		Minnesota:	(6)	H.Clinton-Dix 2, K.Clark 1, B.Martinez 1, N.Perry 1, J.Whitehead 1.
9/23	at	Washington:		
9/30		Buffalo:		
10/7	at	Detroit:		
10/15		San Francisco:		
10/28	at	L.A. Rams:		
11/4	at	New England:		
11/11		Miami:		
11/15	at	Seattle:		
11/25	at	Minnesota:		
12/2		Arizona:		
12/9		Atlanta:		
12/16	at	Chicago:		
12/23	at	N.Y. Jets:		
12/30		Detroit:		
SEASON TOTALS: (11): H.Clinton-Dix 2, B.Martinez 2, J.Whitehead 2, J.Alexander 1, K.Brice 1, K.Clark 1, J.Jackson 1, N.Perry 1.				

INDIVIDUAL STATISTICS, SPECIAL TEAMS

PUNTING

JK Scott

		No	Yds	Avg	TB	In20	Lg	Bk	Net
9/9	Chi	4	192	48.0	0	1	58	0	36.8
9/16	Min	5	259	51.8	1	2	63	0	45.2
9/23	at Was								
9/30	Buf								
10/7	at Det								
10/15	SF								
10/28	at LAR								
11/4	at NE								
11/11	Mia								
11/15	at Sea								
11/25	at Min								
12/2	Ari								
12/9	Atl								
12/16	at Chi								
12/23	at NYJ								
12/30	Det								
SEASON		9	451	50.1	1	3	63	0	41.4
CAREER		9	451	50.1	1	3	63	0	41.4

KICKING

M.Crosby

		FG	PAT	Pts	Kickoffs			OB
					No. Ret	TB	Pct	
9/9	Chi	1/1	3/3	6	1	4	80.0	0
9/16	Min	5/6	2/2	17	2	6	75.0	0
9/23	at Was							
9/30	Buf							
10/7	at Det							
10/15	SF							
10/28	at LAR							
11/4	at NE							
11/11	Mia							
11/15	at Sea							
11/25	at Min							
12/2	Ari							
12/9	Atl							
12/16	at Chi							
12/23	at NYJ							
12/30	Det							
SEASON		6/7	5/5	23	3	10	76.9	0
CAREER		283/352	519/528	1368	63	318	33.7	16

ADDITIONAL KICKOFFS:

ON-SIDE KICK RECOVERIES

OWN KICKS (0/0)

OPPONENT KICKS (0/0)

BLOCKED KICKS

PACKERS (1)

BLOCKED PUNTS

G.Allison - (1) vs. Minnesota, Sept. 16 (M.Wile)

OPPONENTS (0)

KICKOFF

T.Montgomery

		No	Yds	Avg	Lg	TD
9/9	Chi	2	47	23.5	25	0
9/16	Min	0	0	--	--	0
9/23	at Was					
9/30	Buf					
10/7	at Det					
10/15	SF					
10/28	at LAR					
11/4	at NE					
11/11	Mia					
11/15	at Sea					
11/25	at Min					
12/2	Ari					
12/9	Atl					
12/16	at Chi					
12/23	at NYJ					
12/30	Det					
SEASON		2	47	23.5	25	0
CAREER		27	631	23.4	46	0

M.Valdes-Scantling

		No	Yds	Avg	Lg	TD
9/9	Chi	1	21	21.0	21	0
9/16	Min	0	0	--	--	0
9/23	at Was					
9/30	Buf					
10/7	at Det					
10/15	SF					
10/28	at LAR					
11/4	at NE					
11/11	Mia					
11/15	at Sea					
11/25	at Min					
12/2	Ari					
12/9	Atl					
12/16	at Chi					
12/23	at NYJ					
12/30	Det					
SEASON		1	21	21.0	21	0
CAREER		1	21	21.0	21	0

ADDITIONAL KICKOFF RETURNS: L.Patrick 1-8.

PUNT RETURNS

R.Cobb

		No	Yds	Avg	FC	Lg	TD	No	Yds	Avg	FC	Lg	TD
9/9	Chi	1	17	17.0	3	17	0						
9/16	Min	2	0	0.0	1	0	0						
9/23	at Was												
9/30	Buf												
10/7	at Det												
10/15	SF												
10/28	at LAR												
11/4	at NE												
11/11	Mia												
11/15	at Sea												
11/25	at Min												
12/2	Ari												
12/9	Atl												
12/16	at Chi												
12/23	at NYJ												
12/30	Det												
SEASON		3	17	5.7	4	17	0						
CAREER		85	803	9.4	65	80t	2						

ADDITIONAL PUNT RETURNS:

SPECIAL TEAMS FUMBLE STATISTICS

FORCED FUMBLES (0)

FUMBLE RECOVERIES (0)

BLOCKED FIELD GOALS

BLOCKED PATs

DRIVE STATISTICS

PACKERS SCORING DRIVES (game-by-game)

Date	Opponent	Plays	Yards	Time	Result	Qtr	Scoring Play	Quarterback
9/9	Chicago	12	46	5:37	FG	3	M.Crosby 42 field goal	A.Rodgers
9/9	Chicago	8	81	2:55	TD	4	A.Rodgers 39 pass to G.Allison	A.Rodgers
9/9	Chicago	5	75	2:51	TD	4	A.Rodgers 12 pass to D.Adams	A.Rodgers
9/9	Chicago	3	75	0:26	TD	4	A.Rodgers 75 pass to R.Cobb	A.Rodgers
9/16	Minnesota	11	75	5:36	TD	1	A.Rodgers 9 pass to D.Adams	A.Rodgers
9/16	Minnesota	5	43	1:37	FG	2	M.Crosby 37 field goal	A.Rodgers
9/16	Minnesota	10	67	5:04	FG	3	M.Crosby 40 field goal	A.Rodgers
9/16	Minnesota	10	62	6:42	FG	4	M.Crosby 31 field goal	A.Rodgers
9/16	Minnesota	10	39	5:05	FG	4	M.Crosby 48 field goal	A.Rodgers
9/16	Minnesota	4	-5	0:19	FG	4	M.Crosby 36 field goal	A.Rodgers

Scoring-Drive Length, Regular Season

Length (minus)	Packers		Opponent	
	TD	FG	TD	FG
0—9	0	1	0	0
10—19	0	0	0	0
20—29	0	0	0	0
30—39	0	1	0	0
40—49	0	2	0	0
50—59	0	0	1	0
60—69	0	2	0	3
70—79	3	0	3	0
80—89	1	0	1	0
90—99	0	0	0	0
SEASON	4	6	5	3

Possessions at a glance

Reg. Season	No.	Avg. Snaps	*3-Plays & Out	Snaps/TD
Packers	24	5.4	6	32.3
Opponent	23	5.8	5	26.8

*—less if turnover, no first downs or score

Game-Opening Drives

Game		Packers			Opponent		
		Pts	FD	Yds	Pts	FD	Yds
9/9	Chi	0	1	12	7	5	86
9/16	Min	0	2	23	0	1	7
9/23	at Was						
9/30	Buf						
10/7	at Det						
10/15	SF						
10/28	at LAR						
11/4	at NE						
11/11	Mia						
11/15	at Sea						
11/25	at Min						
12/2	Ari						
12/9	Atl						
12/16	at Chi						
12/23	at NYJ						
12/30	Det						
SEASON		0	3	35	7	6	93

Second-Half Opening Drives

Game		Packers			Opponent		
		Pts	FD	Yds	Pts	FD	Yds
9/9	Chi	3	4	46	3	4	60
9/16	Min	3	3	67	0	1	13
9/23	at Was						
9/30	Buf						
10/7	at Det						
10/15	SF						
10/28	at LAR						
11/4	at NE						
11/11	Mia						
11/15	at Sea						
11/25	at Min						
12/2	Ari						
12/9	Atl						
12/16	at Chi						
12/23	at NYJ						
12/30	Det						
SEASON		6	7	113	3	5	73

DRIVE STATISTICS

YARDS-GAINED ANALYSIS, REGULAR SEASON

	1st Down			2nd Down. . . .			3rd Down. . . .			4th Down. . . .			Season			By Quarter				By Half		
	Att	Yds	Avg	Att	Yds	Avg	Att	Yds	Avg	Att	Yds	Avg	Att	Yds	Avg	1st	2nd	3rd	4th	1st	2nd	OT
Packers	58	262	4.5	44	245	5.6	26	214	8.2	1	0	0.0	129	721	5.6	84	114	143	366	198	509	14
Opponents	57	313	5.5	44	337	7.7	31	140	4.5	2	-16	-8.0	134	774	5.8	213	101	137	221	314	358	102

DRIVE ENGINEERING, REGULAR SEASON

QB	Drives	Drives ended by					BLK	DOWN	TO	SAF	CLK	Points Yielded
	Started	TD	FG	MFG	PUNT							
A.Rodgers	21	4	6	1		9	0	1	0	0	46	
D.Kizer	3	0	0	0		0	0	0	0	1	0	
Packers	24	4	6	1		9	0	1	2	1	46	
Opponents	23	5	3	3		8	1	1	2	0	45	

RED-ZONE EFFICIENCY

	Regular Season	
	Packers	Opponent
Times Penetrated Opponent 20	7	7
Total Scores	6	6
Touchdowns	2	3
Field Goals-Attempts	4-4	3-4
Touchdown Percentage286	.429
Scoring Percentage857	.857
Turnovers	1	0
Downs	0	0
Missed Field Goals	0	1
Time Ran Out	0	0
Ended Not Trying To Score	0	0
Scores From Outside The 20	5	2
Touchdowns	2	2
Field Goals	3	0

AVERAGE FIELD POSITION

	Regular Season	
	Packers	Opponent
Drives Started	24	23
Average Field Position	GB30	OPP26
Drives Started in Plus Territory	2	1
Scores	1	0
Touchdowns	0	0
Field Goals	1	0
Missed Field Goals	0	0
Blocked Field Goals	0	0
Punts	0	0
Turnovers	0	0
Turnover on Downs	1	1
Ran Out Clock	0	0
Did Not Attempt to Score	0	0
Drives Started Inside Own 20	3	5

GOAL-TO-GO SITUATIONS, REGULAR SEASON

	Summary								GTG Plays		Pct
	Total	TD	Pct	FG	MFG	TO	CLK	DOWN	Plays	TD	
Packers	2	1	.500	0	0	1	0	0	4	1	.250
Opponents	3	2	.667	1	0	0	0	0	6	2	.333

2018 SUPERLATIVES

LONGEST REGULAR-SEASON RETURNS

Packers

Type	Yards	Opp. Date	Player
Kickoff	25	vs. Chi, Sept. 9	T.Montgomery
Interception	24	vs. Min, Sept. 16	H.Clinton-Dix
Kickoff	22	vs. Chi, Sept. 9	T.Montgomery
Kickoff	21	vs. Chi, Sept. 9	M.Valdes-Scantling

No. of returns 20-plus yards in length: 4
 No. of returns 40-plus yards in length: 0

Opponent

Type	Yards	Opp. Date	Player
Kickoff	46	vs. Min, Sept. 16	M.Hughes
Punt	42	vs. Chi, Sept. 9	T.Cohen
Kickoff	28	vs. Min, Sept. 16	H.Hill
Interception	27t	vs. Chi, Sept. 9	K.Mack

No. of returns 20-plus yards in length: 4
 No. of returns 40-plus yards in length: 2

LONGEST REGULAR-SEASON PLAYS FROM SCRIMMAGE

Packers

Yards	Opp.	Play
75t	vs. Chi	A.Rodgers to R.Cobb
51	vs. Chi	A.Rodgers to D.Adams
39t	vs. Chi	A.Rodgers to G.Allison
34	vs. Min	A.Rodgers to J.Graham
29	vs. Chi	D.Kizer to R.Cobb
27	vs. Min	A.Rodgers to J.Graham
22	vs. Min	A.Rodgers to G.Allison

Long run:

16 vs. Min T.Montgomery

No. plays 20-plus yards: 7
 No. plays 40-plus yards: 2

Opponent

Yards	Opp.	Play
75t	vs. Min	K.Cousins to S.Diggs
33	vs. Chi	M.Trubisky to A.Robinson II
31	vs. Chi	M.Trubisky to T.Gabriel
25	vs. Min	K.Cousins to A.Thielen
24	vs. Min	K.Cousins to D.Cook
24	vs. Min	K.Cousins to D.Cook
23	vs. Min	K.Cousins to K.Rudolph
22t	vs. Min	K.Cousins to A.Thielen
20	vs. Min	K.Cousins to A.Thielen

Long run:

16 vs. Chi J.Howard

No. plays 20-plus yards: 9
 No. plays 40-plus yards: 1

MISCELLANEOUS

WEEKLY INACTIVES

9/9	Chicago:	T.Boyle, O.Burks, T.Davis, R.Greene, J.Jones, A.Light, J.Moore
9/16	Minnesota:	O.Burks, D.Burton, R.Greene, J.Jones, A.Light, J.Moore. E.St. Brown
9/23	at Washington:	
9/30	Buffalo:	
10/7	at Detroit:	
10/15	San Francisco:	
10/28	at L.A. Rams:	
11/4	at New England:	
11/11	Miami:	
11/15	at Seattle:	
11/25	at Minnesota:	
12/2	Arizona:	
12/9	Atlanta:	
12/16	at Chicago:	
12/23	at N.Y. Jets:	
12/30	Detroit:	

SEASON TOTALS: O.Burks (2), R.Greene (2), J.Jones (2), A.Light (2), J.Moore (2), T.Boyle (1), D.Burton (1), T.Davis (1), E.St. Brown (1).

TIME SPENT IN THE LEAD

Opponent	Packers In Lead	Packers Trailing
9/9 Chi.....	2:29	39:47
9/16 Min.....	36:21	0:00
9/23 at Was.....		
9/30 Buf.....		
10/7 at Det.....		
10/15 SF.....		
10/28 at LAR.....		
11/4 at NE.....		
11/11 Mia.....		
11/15 at Sea.....		
11/25 at Min.....		
12/2 Ari.....		
12/9 Atl.....		
12/16 at Chi.....		
12/23 at NYJ.....		
12/30 Det.....		
SEASON	38:50	39:47
SEASON AVG	19:25	19:54

NON-OFFENSIVE SCORES

REGULAR SEASON

Packers (1): J.Jackson 0-yard blocked-punt return vs. Min, Sept. 16.

Opponent (1): K.Mack 27-yard interception return vs. Chi, Sept. 9.

TWO-POINT CONVERSIONS

REGULAR SEASON

Packers (0-0):

Opponent (1-1): K.Cousins-S.Diggs pass vs. Min (Sept. 16)

PENALTIES AND REPLAY CHALLENGES

PENALTY STATISTICS

	Regular Season	
	Packers	Opponent
Times Penalized after Offensive Gain	4	4
Gains Wiped Out, Offensive Penalties	90	32
Touchdowns Cost	1	1
Field Goals Cost	0	0
First Downs Lost	3	0
Intentional-Grounding Penalties	1	0
Defensive Pass Interference, Times Flagged	0	0
Yards Given Up	0	0
Defensive 3rd/4th Down Flags (kept drive alive)	1	1
Kick/Punt Return Penalties	0	3
Return Yards Wiped Out	0	0

Touchdowns nullified — GREEN BAY (1): A.Rodgers 12-yard pass to J.Graham vs. Min (Sept. 16)

OPPONENTS (0)

2018 REGULAR-SEASON REPLAY CHALLENGES

PACKERS (1/1)

<u>Date, Opp.</u>	<u>Initial Ruling</u>	<u>Ruling</u>
9/9, vs. Chi	J.Howard in bounds	Reversed

OPPONENTS (0/0)

<u>Date, Opp.</u>	<u>Initial Ruling</u>	<u>Ruling</u>
-------------------	-----------------------	---------------

REPLAY ASSISTANT (0/0)

Last two minutes of the half, overtime, turnovers and scoring plays

<u>Date, Opp.</u>	<u>Initial Ruling</u>	<u>Ruling</u>
-------------------	-----------------------	---------------

2018 REGULAR-SEASON PENALTIES ACCEPTED (15)

OFFENSE (11)

Delay of Game (3) — Team vs. Chi (Sept. 9), Team vs. Chi (Sept. 9), Team vs. Min (Sept. 16)

False Start (3) — B.Bulaga vs. Chi (Sept. 9), J.McCray vs. Min (Sept. 16), B.Bulaga vs. Min (Sept. 16)

Holding (3) — J.McCray vs. Chi (Sept. 9), L.Taylor vs. Min (Sept. 16), D.Bakhtiari vs. Min (Sept. 16)

Intentional Grounding (1) — A.Rodgers vs. Chi (Sept. 9)

Pass Interference (1) — D.Adams vs. Min (Sept. 16)

DEFENSE (4)

Roughing the Passer (4) — N.Perry vs. Chi (Sept. 9), M.Wilkerson vs. Chi (Sept. 9), C.Matthews vs. Chi (Sept. 9), C.Matthews vs. Min (Sept. 16)

SPECIAL TEAMS (0)

TURNOVER STATISTICS AND NOTES

TURNOVER ANALYSIS

	Packers Take			Packers Give			Diff	Cum	NFC Rank	NFL Rank
	Int	Fum	Tot	Int	Fum	Tot				
CHI	0	1	1	1	1	2	-1	-1	10t	20t
MIN	1	0	1	0	0	0	+1	0	8t	13t
WAS										
BUF										
DET										
SF										
BYE										
LAR										
NE										
MIA										
SEA										
MIN										
ARI										
ATL										
CHI										
NYJ										
DET										
Total	1	1	2	1	1	2	0	0	8t	13t

HOME GAMES UPPERCASED IN BOLD

Regular-Season Takeaway Breakdown

	Packers	Opponent
Total	2	2
Interceptions	1	1
Fumble Rec.	1	1
Points off Turnovers	3	7
Touchdowns	0	1
Field Goals	1	0
Didn't attempt score	0	0

REGULAR-SEASON TOUCHDOWN RETURNS

Packers (0):
Opponent (1): K.Mack 27-yard interception return.

2018 RECORD WHEN...

When...	Record	Postseason
+4 turnover margin	0-0	0-0
+3 turnover margin	0-0	0-0
+2 turnover margin	0-0	0-0
+1 turnover margin	0-0-1	0-0
even turnover margin	0-0	0-0
-1 turnover margin	1-0	0-0
-2 turnover margin	0-0	0-0
-3 turnover margin	0-0	0-0
-4 turnover margin	0-0	0-0
recording 0 takeaways	0-0	0-0
recording 1 takeaway	1-0-1	0-0
recording 2 takeaways	0-0	0-0
recording 3 takeaways	0-0	0-0
recording 4 takeaways	0-0	0-0
recording 5 takeaways	0-0	0-0
recording 0 giveaways	0-0-1	0-0
recording 1 giveaway	0-0	0-0
recording 2 giveaways	1-0	0-0
recording 3 giveaways	0-0	0-0
recording 4 giveaways	0-0	0-0
recording 5 giveaways	0-0	0-0
recording 0 interceptions	1-0	0-0
recording 1 interception	0-0-1	0-0
recording 2 interceptions	0-0	0-0
recording 3 interceptions	0-0	0-0
recording 4 interceptions	0-0	0-0
surrendering 0 interceptions	0-0-1	0-0
surrendering 1 interception	1-0	0-0
surrendering 2 interceptions	0-0	0-0
surrendering 3 interceptions	0-0	0-0
recovering 0 fumbles	0-0-1	0-0
recovering 1 fumble	1-0	0-0
recovering 2 fumbles	0-0	0-0
recovering 3 fumbles	0-0	0-0
losing 0 fumbles	0-0-1	0-0
losing 1 fumble	1-0	0-0
losing 2 fumbles	0-0	0-0
losing 3 fumbles	0-0	0-0

TAKEAWAY SUMMARY (2)

9/10	Seattle:	K.Clark (fumble recovery).
9/16	Minnesota:	H.Clinton-Dix (interception).
9/23	at Washington:	
9/30	Buffalo:	
10/7	at Detroit:	
10/15	San Francisco:	
10/28	at L.A. Rams:	
11/4	at New England:	
11/11	Miami:	
11/15	at Seattle:	
11/25	at Minnesota:	
12/2	Arizona:	
12/9	Atlanta:	
12/16	at Chicago:	
12/23	at N.Y. Jets:	
12/30	Detroit:	

SEASON TOTALS: H.Clinton-Dix 1 (interception), K.Clark 1 (fumble recovery).

Note: Only fumbles lost are credited. Fumbles in which the team maintained possession are not included.

GIVEAWAY SUMMARY (2)

9/10	Seattle:	D.Kizer (fumble), D.Kizer (interception).
9/16	Minnesota:	None
9/23	at Washington:	
9/30	Buffalo:	
10/7	at Detroit:	
10/15	San Francisco:	
10/28	at L.A. Rams:	
11/4	at New England:	
11/11	Miami:	
11/15	at Seattle:	
11/25	at Minnesota:	
12/2	Arizona:	
12/9	Atlanta:	
12/16	at Chicago:	
12/23	at N.Y. Jets:	
12/30	Detroit:	

SEASON TOTALS: D.Kizer 2 (fumble, interception).

Note: Only fumbles lost are credited. Fumbles in which the team maintained possession are not included.

TAKEAWAY POINTS

Packers Regular Season (3)

Date	Opp.	Turnover	Result	Points
9/16	vs. Min	Interception	FG	3

Opponent Regular Season (7)

Date	Opp.	Turnover	Result	Points
9/9	vs Chi	Interception	TD	7

REGULAR-SEASON PLAYER PARTICIPATION

NFL WEEK	1	2	3	4	5	6	8	9	10	11	12	13	14	15	16	17	— Season Totals —			
Player	CHI	MIN	at WAS	BUF	at DET	SF	at LAR	at NE	MIA	at SEA	at MIN	ARI	ATL	at CHI	at NYJ	DET	GP	GS	DNP	INA
Adams, Davante	WR	WR															2	2	0	0
Adams, Montravius	SUB	SUB															2	0	0	0
Alexander, Jaire	SUB	SUB															2	0	0	0
Allison, Geronimo	3WR	3WR															2	2	0	0
Bakhtiari, David	LT	LT															2	2	0	0
Bell, Byron	SUB	SUB															2	0	0	0
Bouagnon, Joel	PS	PS															0	0	0	0
Boyle, Tim	INA	DNP															0	0	1	1
Bradley, Hunter	SUB	SUB															2	0	0	0
Brice, Kentrell	S	S															2	2	0	0
Brown, Tony	PS	PS															0	0	0	0
Bulaga, Bryan	RT	RT															2	2	0	0
Burks, Oren	INA	INA															0	0	0	2
Burton, Deante	-	INA															0	0	0	1
Clark, Kenny	NT	NT															2	2	0	0
Clinton-Dix, Ha Ha	S	S															2	2	0	0
Cobb, Randall	WR	WR															2	2	0	0
Crawford, James	SUB	SUB															2	0	0	0
Crosby, Mason	SUB	SUB															2	0	0	0
Daniels, Mike	SUB	DE															2	1	0	0
Davis, Austin	PS	PS															0	0	0	0
Davis, Trevor	INA	IR															0	0	0	1
Donnerson, Kendall	PS	PS															0	0	0	0
Evans, Marwin	PS	-															0	0	0	0
Fackrell, Kyler	SUB	SUB															2	0	0	0
Gilbert, Reggie	SUB	SUB															2	0	0	0
Graham, Jimmy	TE	TE															2	2	0	0
Greene, Raven	INA	INA															0	0	0	2
House, Davon	SUB	SUB															2	0	0	0
Jackson, Darius	SUB	SUB															2	0	0	0
Jackson, Josh	3CB	SUB															2	1	0	0
Jones, Aaron	SUS	SUS															0	0	0	0
Jones, Josh	INA	INA															0	0	0	2
Kendricks, Lance	SUB	SUB															2	0	0	0
Kerridge, Joe	PS	PS															0	0	0	0
King, Kevin	CB	CB															2	2	0	0
Kizer, DeShone	SUB	DNP															1	0	1	0
Kumerow, Jake	IR	IR															0	0	0	0
Lancaster, Tyler	PS	PS															0	0	0	0
Lewis, Mercedes	SUB	SUB															2	0	0	0
Light, Alex	INA	INA															0	0	0	2
Linsley, Corey	C	C															2	2	0	0
Looney, James	PS	PS															0	0	0	0
Lowry, Dean	SUB	SUB															2	0	0	0
Martinez, Blake	ILB	ILB															2	2	0	0
Martini, Greer	PS	PS															0	0	0	0
Matthews, Clay	OLB	OLB															2	2	0	0
Mays, Devante	IR	IR															0	0	0	0
McCray, Justin	RG	RG															2	2	0	0
Montgomery, Ty	SUB	SUB															2	0	0	0
Moore, J'Mon	INA	INA															0	0	0	2
Morrison, Antonio	SUB	ILB															2	1	0	0
Murphy, Kyle	IR	IR															0	0	0	0
Pankey, Adam	PS	PS															0	0	0	0
Patrick, Lucas	DNP	SUB															1	0	1	0
Perry, Nick	OLB	OLB															2	2	0	0
Redmond, Will	-	PS															0	0	0	0
Rodgers, Aaron	QB	QB															2	2	0	0
Rollins, Quinten	IR	IR															0	0	0	0
Ryan, Jake	IR	IR															0	0	0	0
Scott, JK	SUB	SUB															2	0	0	0
Spriggs, Jason	SUB	SUB															2	0	0	0
St. Brown, Equanimeous	SUB	INA															1	0	0	1
Taylor, Lane	LG	LG															2	2	0	0
Tonyan, Robert	SUB	SUB															2	0	0	0
Toomer, Korey	SUB	SUB															2	0	0	0
Valdes-Scantling, Marquez	SUB	SUB															2	0	0	0
Whitehead, Jermaine	3S	SUB															2	1	0	0
Wilkerson, Muhammad	DE	DE															2	2	0	0
Williams, Jamaal	RB	RB															2	2	0	0
Williams, Tramon	CB	CB															2	2	0	0

STARTERS IN BOLD AT POSITION; DNP — Did not play; INA — Inactive; IR — Injured reserve; PS — Practice squad; PUP — Reserve/Physically Unable to Perform; SUB — Substitute; SUS — Reserve/Suspended; 3CB — Started as third cornerback; 3WR — Started as third wide receiver, 3S — Started as third safety.

SEASON HIGHS/W-L BREAKDOWN

INDIVIDUAL

Longest Scoring Run —
 Longest Non-Scoring Run — 16, T.Montgomery, Sept. 16 vs. Minnesota

Longest Scoring Pass — 75, A.Rodgers to R.Cobb, Sept. 9 vs. Chicago
 Longest Non-Scoring Pass — 51, A.Rodgers to D.Adams, Sept. 9 vs. Chicago

Longest Kickoff Return — 25, T.Montgomery, Sept. 9 vs. Chicago
 Longest Punt Return — 17, R.Cobb, Sept. 9 vs. Chicago
 Longest Interception Return — 24, H.Clinton-Dix, Sept. 16 vs. Minnesota
 Longest Fumble Return — 0, K.Clark, Sept. 9 vs. Chicago

Longest Punt — 63, J.Scott, Sept. 16 vs. Minnesota

Longest Field Goal — 48, M.Crosby, Sept. 16 vs. Minnesota
 Most Field Goals Attempted — 6, M.Crosby, Sept. 16 vs. Minnesota
 Most Field Goals Made — 5, M.Crosby, Sept. 16 vs. Minnesota

Most Touchdowns — 1, two times, most recently Sept. 16 vs. Minnesota
 Most Rushing Attempts — 16, J.Williams, Sept. 16 vs. Minnesota
 Most Rushing Yards — 59, J.Williams, Sept. 16 vs. Minnesota

Most Passing Attempts — 42, A.Rodgers, Sept. 16 vs. Minnesota
 Most Completions — 30, A.Rodgers, Sept. 16 vs. Minnesota
 Most Passing Yards — 286, A.Rodgers, Sept. 9 vs. Chicago
 Most Touchdown Passes — 3, A.Rodgers, Sept. 9 vs. Chicago

Most Receptions — 9, R.Cobb, Sept. 9 vs. Chicago
 Most Receiving Yards — 142, R.Cobb, Sept. 9 vs. Chicago

Most Total Yards from Scrimmage — 142, R.Cobb, Sept. 9 vs. Chicago

Most Defensive Interceptions — 1, H.Clinton-Dix, Sept. 16 vs. Minnesota
 Most Tackles — 12, K.Brice, Sept. 9 vs. Chicago
 Most Solo Tackles — 9, K.Brice, Sept. 9 vs. Chicago
 Most Sacks — 1.0, 2 times, most recently Sept. 16 vs. Minnesota
 Most Passes Defensed — 2, H.Clinton-Dix, Sept. 16 vs. Minnesota

TEAM

Offensive Most...
 First Downs — 24, Sept. 16 vs. Minnesota
 Rushing Attempts — 24, Sept. 16 vs. Minnesota
 Rushing Yards — 98, Sept. 16 vs. Minnesota
 Pass Attempts — 42, Sept. 16 vs. Minnesota
 Completions — 30, Sept. 16 vs. Minnesota
 TDs Thrown — 3, Sept. 9 vs. Chicago
 Ints. Thrown — 1, Sept. 9 vs. Chicago
 Net Passing Yards — 301, Sept. 9 vs. Chicago
 Offensive Plays — 70, Sept. 16 vs. Minnesota
 Total Offense — 370, Sept. 9 vs. Chicago
 Time of Possession — 38:08, Sept. 16 vs. Minnesota
 Turnovers — 2, Sept. 9 vs. Chicago
 Fumbles — 2, two times, most recently Sept. 16 vs. Minnesota
 Fumbles Lost — 1, Sept. 9 vs. Chicago

Longest Scoring Drives
 Plays — 12, Sept. 9 vs. Chicago
 Yards — 81, Sept. 9 vs. Chicago
 Time — 6:42, Sept. 16 vs. Minnesota

Shortest Scoring Drives
 Plays — 3, Sept. 9 vs. Chicago
 Yards — -5, Sept. 16 vs. Minnesota
 Time — 0:19, Sept. 16 vs. Minnesota

Defensive Fewest...
 First Downs Allowed — 18, Sept. 9 vs. Chicago
 Rushing Att. Allowed — 18, Sept. 16 vs. Minnesota
 Rushing Yards Allowed — 68, Sept. 16 vs. Minnesota
 Pass Att. Allowed — 35, Sept. 9 vs. Chicago
 Pass Comp. Allowed — 23, Sept. 9 vs. Chicago
 Net Passing Yards Allowed — 155, Sept. 9 vs. Chicago
 Total Plays Allowed — 66, Sept. 9 vs. Chicago
 Total Yards Allowed — 294, Sept. 9 vs. Chicago

Defensive Most...
 Takeaways — 1, two times, most recently Sept. 16 vs. Minnesota
 Interceptions — 1, Sept. 16 vs. Minnesota
 Fumbles Forced — 2, Sept. 9 vs. Chicago
 Fumbles Recovered — 1, Sept. 9 vs. Chicago
 Passes Defensed — 5, Sept. 9 vs. Chicago
 Sacks — 3, Sept. 9 vs. Chicago

	2018 regular season...			2017 regular season...			2016 regular season...			1992-present...			Overall
	Home	Road	Overall	Home	Road	Overall	Home	Road	Overall	Home	Road	Overall	
Overall	1-0-1	0-0	1-0-1	4-4	3-5	7-9	6-2	4-4	10-6	157-51-2	105-103	262-154-2	
On Grass	1-0-1	0-0	1-0-1	4-4	2-2	6-6	6-2	3-2	9-4	157-51-2	60-41	217-92-2	
On Artificial Surfaces	0-0	0-0	0-0	0-0	1-3	1-3	0-0	1-2	1-2	0-0	45-64	45-64	
In Open-Air Stadiums	1-0-1	0-0	1-0-1	4-4	2-3	6-7	6-2	3-2	9-4	157-51-2	68-64	225-115-2	
In Indoor Stadiums	0-0	0-0	0-0	0-0	1-2	1-2	0-0	1-2	1-2	0-0	37-39	37-39	
vs. Division Opponents	1-0-1	0-0	1-0-1	1-2	1-2	2-4	3-0	2-1	5-1	69-19-2	49-39	118-58-2	
vs. NFC	1-0-1	0-0	1-0-1	3-3	2-4	5-7	5-1	3-3	8-4	121-35-2	80-76	201-111-2	
vs. AFC	0-0	0-0	0-0	1-1	1-1	1-2	1-1	1-1	2-2	36-16	25-27	61-44	
When scoring first	0-0-1	0-0	0-0-1	1-1	2-1	3-2	6-0	4-1	10-1	111-20-2	65-37	176-57-2	
When Opponent scored first	1-0	0-0	1-0	3-3	1-4	4-7	0-2	0-3	0-5	45-31	40-66	85-97	
In overtime	0-0-1	0-0	0-0	2-0	1-0	3-0	0-0	0-0	0-0	7-3-2	2-5	9-8-2	
When leading after first quarter	0-0	0-0	0-0	1-1	0-1	1-2	5-0	1-1	6-1	95-15-1	54-25	149-40-1	
When leading at halftime	0-0-1	0-0	0-0-1	2-1	1-1	3-2	6-0	2-1	8-1	123-10-2	80-28	203-38-2	
When leading after third quarter	0-0-1	0-0	0-0-1	3-0	1-0	4-0	5-0	4-0	9-0	129-5-2	93-22	222-27-2	
When trailing after first quarter	1-0	0-0	1-0	1-2	1-0	2-2	0-2	0-3	0-5	28-26	19-47	47-73	
When trailing at halftime	1-0	0-0	1-0	2-3	2-3	3-6	0-2	1-3	1-5	25-35-1	21-64	46-99-1	
When trailing after third quarter	1-0	0-0	1-0	1-4	2-4	3-8	0-2	0-4	0-6	18-43-1	9-79	27-122-1	
When tied at halftime	0-0	0-0	0-0	0-0	0-1	0-1	0-0	1-0	1-0	9-6	4-10	13-16	
On Thursday	0-0	0-0	0-0	1-0	0-0	1-0	1-0	0-0	1-0	6-1	5-7	11-8	
On Friday	0-0	0-0	0-0	0-0	0-0	0-0	0-0	0-0	0-0	0-0	1-0	1-0	
On Saturday	0-0	0-0	0-0	0-1	0-0	0-1	1-0	0-0	1-0	2-1	2-0	4-1	
On Sunday/Early Games	0-0-1	0-0	0-0-1	1-2	2-3	3-5	2-0	2-1	4-1	93-27-2	49-50	142-77-2	
On Sunday/Late Afternoon Games	0-0	0-0	0-0	2-0	1-0	3-0	1-2	0-1	1-3	30-13	24-22	54-35	
On Sunday/Night Games	1-0	0-0	1-0	0-0	0-2	0-2	1-0	1-2	2-2	14-3	11-9	25-12	
On Monday	0-0	0-0	0-0	0-1	0-0	0-1	0-0	1-0	1-0	12-7	12-13	24-20	
When Packers had 100-yard rusher	0-0	0-0	0-0	1-1	1-0	2-1	1-0	1-0	2-0	40-11-1	31-9	71-20-1	
When Packers had 100-yard receiver	1-0	0-0	1-0	1-1	0-0	1-1	6-0	2-2	8-2	77-17	45-34	122-51	
When Packers had 300-yard passer	0-0	0-0	0-0	2-0	0-1	2-1	2-0	2-2	4-2	40-13	33-23	73-36	
When Opponent had 100-yard rusher	0-0	0-0	0-0	1-1	2-0	3-1	0-1	0-2	0-3	26-22-1	22-30	48-52-1	
When Opponent had 100-yard receiver	0-0-1	0-0	0-0-1	1-2	0-4	1-5	2-0	1-3	3-3	49-18-2	29-41	78-59-2	
When Opponent had 300-yard passer	0-0-1	0-0	0-0-1	0-2	0-2	0-4	2-0	3-1	5-1	25-9-2	18-22	43-31-2	

TRANSACTIONS BY DATE

1/2	Signed WR Jake Kumerow, WR Colby Pearson, TE Robert Tonyan, LS Zach Triner and WR DeAngelo Yancey.	5/15	Signed CB Jaire Alexander.	8/29	Signed QB Aaron Rodgers to a contract extension; Traded QB Brett Hundley to the Seattle Seahawks for an undisclosed draft choice.	9/3	Signed LB Korey Toomer; Placed WR Jake Kumerow on injured reserve; Signed CB Tony Brown and S Marwin Evans to the practice squad; Signed RB Darius Jackson off of the Dallas Cowboys' practice squad; Released CB Herb Waters.
1/3	Signed G Kofi Amichia.	5/17	Signed LB Oren Burks and CB Josh Jackson.	9/1	Released G Kofi Amichia, LB Vince Biegel, RB Joel Bouagnon, CB Donatello Brown, TE Emanuel Byrd, RB LeShun Daniels, C Austin Davis, C Dillon Day, LB Kendall Donnerson, S Marwin Evans, CB Demetri Goodson, CB Josh Hawkins, LB James Hearn, RB Bronson Hill, LB Naashon Hughes, WR Adonis Jennings, FB Joe Kerridge, DL Tyler Lancaster, WR Kyle Lewis, DL James Looney, LB Greer Martini, DL Joey Mbu, LB Chris Odom, G/T Adam Pankey, LB Marcus Porter, TE Kevin Rader, FB Aaron Ripkowski, DL Conor Sheehy, TE Ryan Smith, LB Ahmad Thomas, LS Zach Triner and WR DeAngelo Yancey; Placed RB Devante Mays, T Kyle Murphy and CB Quinten Rollins on injured reserve; Placed RB Aaron Jones on the reserve/suspended list.	9/11	Claimed CB Deante Burton off waivers from the Atlanta Falcons; Placed WR Trevor Davis on injured reserve; Signed CB Will Redmond to the practice squad; Released S Marwin Evans from the practice squad.
1/4	Signed LB Ahmad Thomas.	5/21	Placed DL Filipo Mokofisi on the reserve/retired list.				
1/10	Signed RB Joel Bouagnon.	5/25	Signed TE Mercedes Lewis.				
3/13	Released WR Jordy Nelson.	5/30	Signed T/G Byron Bell; Released T/G Jacob Alsadek.				
3/15	Signed DL Muhammad Wilkerson and CB Herb Waters; Traded CB Damarious Randall a 2018 fourth-round pick (No. 114 overall) and a 2018 fifth-round pick (No. 150 overall) to the Cleveland Browns for QB DeShone Kizer, a fourth-round pick (No. 101 overall) and a fifth-round pick (No. 138 overall).	6/6	Released WR Colby Pearson.				
3/16	Signed TE Jimmy Graham.	6/11	Signed DL Joey Mbu.				
3/23	Signed CB Tramon Williams.	7/13	Claimed G Ethan Cooper off waivers from the N.Y. Giants; Released T Kyle Meadows				
4/13	Signed CB Davon House; Released LB David Talley.	7/24	Placed LB Parris Bennett on the reserve/retired list.				
4/30	Released QB Joe Callahan.	7/25	Signed WRs Adonis Jennings and Kyle Lewis; Placed WR Michael Clark and G Cole Madison on the reserve/did not report list.				
5/4	Signed T/G Jacob Alsadek, LB Parris Bennett, QB Tim Boyle, LS Hunter Bradley, C Austin Davis, S Raven Greene, LB Naashon Hughes, LB C.J. Johnson, DL Tyler Lancaster, T/G Alex Light, T Kyle Meadows, DL Filipo Mokofisi, LB Marcus Porter, TE Kevin Rader, P JK Scott and DL Conor Sheehy; Released P Justin Vogel.	8/4	Claimed LB James Hearn off waivers from the Dallas Cowboys.				
5/7	Signed LB Kendall Donnerson, DL James Looney, G Cole Madison, LB Greer Martini, WR J'Mon Moore, TE Ryan Smith, WR Equanimeous St. Brown and WR Marquez Valdes-Scantling.	8/6	Signed RB Akeem Judd; Placed LBS Jake Ryan and C.J. Johnson on injured reserve; Released G Ethan Cooper.				
		8/7	Placed WR Michael Clark on the reserve/retired list.	9/2	Signed RB Joel Bouagnon, C Austin Davis, LB Kendall Donnerson, FB Joe Kerridge, DL Tyler Lancaster, DL James Looney, LB Greer Martini and G/T Adam Pankey to the practice squad.		
		8/8	Signed LB James Crawford.				
		8/18	Signed RB LeShun Daniels; Placed RB Akeem Judd on the reserve/retired list.				
		8/19	Signed RB Bronson Hill.				
		8/26	Traded CB Lenzy Pipkins to the Indianapolis Colts for LB Antonio Morrison.				

TRANSACTIONS BY PLAYER

Alexander, Jaire - CB 5/7/18 Signed	Hearn, James - LB 8/4/18 Signed 9/1/18 Released	Morrison, Antonio - LB 8/26/18 Acquired via trade with IND
Alsadek, Jacob - T/G 5/4/18 Signed 5/30/18 Released	Hill, Bronson - RB 8/19/18 Signed 9/1/18 Released	Murphy, Kyle - T 9/1/18 Placed on injured reserve
Amichia, Kofi - G 1/3/18 Signed 9/1/18 Released	House, Davon - CB 4/13/18 Signed	Nelson, Jordy - WR 3/13/18 Released
Bell, Byron - T/G 5/25/18 Signed	Hughes, Naashon - LB 5/4/18 Signed 9/1/18 Released	Odom, Chris - LB 9/1/18 Released
Bennett, Parris - LB 5/4/18 Signed 7/24/18 Placed on reserve/retired list	Hundley, Brett - QB 8/29/18 Traded to SEA	Pankey, Adam - G/T 9/1/18 Released 9/2/18 Signed to practice squad
Bouagnon, Joel - RB 1/10/18 Signed 9/1/18 Released 9/2/18 Signed to practice squad	Jackson, Josh - CB 5/17/18 Signed	Pearson, Colby - WR 1/2/18 Signed 6/6/18 Released
Boyle, Tim - QB 5/4/18 Signed	Jennings, Adonis - WR 7/25/18 Signed	Pipkins, Lenzy - CB 8/26/18 Traded to IND
Bradley, Hunter - LS 5/4/18 Signed	Johnson, C.J. - LB 5/4/18 Signed 8/6/18 Placed on injured reserve	Porter, Marcus - LB 5/4/18 Signed 9/1/18 Released
Brown, Donatello - CB 9/1/18 Released	Jones, Aaron - RB 9/1/18 Placed on reserve/suspended list	Randall, Damarious - CB 3/15/18 Traded to CLE
Brown, Tony - CB 9/3/18 Signed	Judd, Akeem - RB 8/6/18 Signed 8/18/18 Placed on reserve/retired list	Rader, Kevin - TE 5/4/18 Signed 9/1/18 Released
Burks, Oren - LB 5/17/18 Signed	Kerridge, Joe - FB 9/1/18 Released 9/2/18 Signed to practice squad	Redmond, Will - CB 9/11/18 Signed to practice squad
Burton, Deante - CB 9/11/18 Signed	Kizer, DeShone - QB 3/15/18 Acquired via trade with CLE	Ripkowski, Aaron - FB 9/1/18 Released
Byrd, Emanuel - TE 9/1/18 Released	Kumerow, Jake - WR 1/2/18 Signed 9/3/18 Placed on injured reserve	Rodgers, Aaron - QB 8/29/18 Signed contract extension
Callahan, Joe - QB 4/30/18 Released	Lancaster, Tyler - DL 5/4/18 Signed 9/1/18 Released 9/2/18 Signed to practice squad	Rollins, Quinten - CB 9/1/18 Placed on injured reserve
Cooper, Ethan - G 7/13/18 Signed 8/6/18 Released	Lewis, Kyle - WR 7/25/18 Signed 9/1/18 Released	Ryan, Jake - LB 8/6/18 Placed on injured reserve
Clark, Michael - WR 7/25/18 Placed on reserve/did not report list 8/7/18 Placed on reserve/retired list	Lewis, Mercedes - TE 5/25/18 Signed	Scott, JK - P 5/4/18 Signed
Davis, Austin - C 5/4/18 Signed 9/1/18 Released 9/2/18 Signed to practice squad	Light, Alex - T/G 5/4/18 Signed	Sheehy, Conor - DL 5/4/18 Signed 9/1/18 Released
Davis, Trevor - WR 9/11/18 Placed on injured reserve	Looney, James - DL 5/7/18 Signed 9/1/18 Released 9/2/18 Signed to practice squad	Smith, Ryan - TE 5/7/18 Signed 9/1/18 Released
Daniels, LeShun - RB 8/18/18 Signed 9/1/18 Released	Madison, Cole - G 5/7/18 Signed 7/25/18 Placed on reserve/did not report list	St. Brown, Equanimeous 5/7/18 Signed
Day, Dillon - C 9/1/18 Released	Martini, Greer - LB 5/7/18 Signed 9/1/18 Released 9/2/18 Signed to practice squad	Talley, David - LB 4/13/18 Released
Donnerson, Kendall - LB 5/7/18 Signed 9/1/18 Released 9/2/18 Signed to practice squad	Mays, Devante - RB 9/1/18 Placed on injured reserve	Thomas, Ahmad - LB 1/4/18 Signed 9/1/18 Released
Evans, Marwin - S 9/1/18 Released 9/3/18 Signed to practice squad 9/11/18 Released	Mbu, Joey - DL 6/11/18 Signed 9/1/18 Released	Tonyan, Robert - TE 1/2/18 Signed
Goodson, Demetri - CB 9/1/18 Released	Meadows, Kyle - T 5/4/18 Signed	Triner, Zach - LS 1/2/18 Signed 9/1/18 Released
Graham, Jimmy - TE 3/16/18 Signed	Mokofisi, Filipo - DL 5/4/18 Signed 5/21/18 Placed on reserve/retired list	Valdes-Scantling, Marquez - WR 5/7/18 Signed
Greene, Raven - S 5/4/18 Signed	Moore, J'Mon - WR 5/7/18 Signed	Vogel, Justin - P 5/4/18 Released
Hawkins, Josh - CB 9/1/18 Released		Waters, Herb - CB 3/15/18 Signed 9/3/18 Released
		Wilkerson, Muhammad - DL 3/15/18 Signed
		Williams, Tramon - CB 3/23/18 Signed
		Yancey, DeAngelo - WR 9/1/18 Released

THE LAST TIME

Regular-Season Games Only

RUSHING

200 Yards Rushing, Individual

BY PACKERS — Ahman Green, Dec. 28, 2003, vs. Denver (218 yards)
BY OPPONENT — Adrian Peterson, Dec. 2, 2012, vs. Minnesota (210 yards)

100 Yards Rushing, Individual

BY PACKERS — Jamaal Williams, Dec. 3, 2017, vs. Tampa Bay (113 yards)
BY OPPONENT — Isaiah Crowell, Dec. 10, 2017, at Cleveland (121 yards)

100 Yards Rushing, Individual, One Half

BY PACKERS — Ty Montgomery, Dec. 18, 2016, at Chicago (123 yards in first half)
BY OPPONENT — Robert Kelley, Nov. 20, 2016, at Washington (102 yards in second half)

100 Yards Rushing and Receiving, Individual

BY PACKERS — Never
BY OPPONENT — Darrin Nelson, Nov. 13, 1983, at Minnesota (119 yards rushing, 137 receiving)

Two 100-Yard Rushers

BY PACKERS — Ryan Grant (106 yards) and DeShawn Wynn (106 yards), Dec. 28, 2008, vs. Detroit
BY OPPONENT — Tony Dorsett (149 yards) and Robert Newhouse (101 yards), Nov. 12, 1978, vs. Dallas at Milw.

Two 100-Yard Rushers and Two 100-Yard Receivers

BY PACKERS — Ryan Grant (106 yards) and DeShawn Wynn (106), Dec. 28, 2008, vs. Detroit, Donald Driver (111 yards) and Greg Jennings (101 yards), Dec. 28, 2008, vs. Detroit*
BY OPPONENT — Never
*First time in NFL history

Four Touchdowns Rushing, Individual

BY PACKERS — Dorsey Levens, Jan. 2, 2000, vs. Arizona (8, 1, 5, 1 yards)
BY OPPONENT — DeAngelo Williams, Nov. 30, 2008, vs. Carolina (1, 1, 1, 1 yards)

Three Touchdowns Rushing, Individual

BY PACKERS — Ahman Green, Oct. 20, 2002, vs. Washington (24, 2, 8 yards)
BY OPPONENT — Robert Kelley, Nov. 20, 2016, at Washington (10, 1, 4 yards)

Two Touchdowns Rushing, Individual

BY PACKERS — Ty Montgomery, Dec. 18, 2016, at Chicago (4, 3 yards)
BY OPPONENT — Devonta Freeman, Sept. 17, 2017, at Atlanta (1, 2 yards)

PASSING

400 Yards Passing, Individual

BY PACKERS — Aaron Rodgers, Oct. 26, 2014, at New Orleans (418 yards)
BY OPPONENT — Kirk Cousins, Sept. 16, 2018, vs. Minnesota (425 yards)

300 Yards Passing, Individual

BY PACKERS — Aaron Rodgers, Sept. 24, 2017, vs. Cincinnati (313 yards)
BY OPPONENT — Kirk Cousins, Sept. 16, 2018, vs. Minnesota (425 yards)

Six Touchdown Passes, Individual

BY PACKERS — Aaron Rodgers, Nov. 9, 2014, vs. Chicago (1, 4, 73, 40, 56, 18 yards)
BY OPPONENT — Tommy Kramer, Sept. 28, 1986, at Minnesota (23, 13, 36, 2, 17, 7 yards)

Five Touchdown Passes, Individual

BY PACKERS — Aaron Rodgers, Sept. 28, 2015, vs. Kansas City (8, 3, 27, 4, 4, 4 yards)
BY OPPONENT — Matthew Stafford, Jan. 1, 2012, vs. Detroit (8, 13, 2, 5, 12 yards)

Four Touchdown Passes, Individual

BY PACKERS — Aaron Rodgers, Sept. 28, 2017, vs. Chicago (5, 2, 4, 8 yards)
BY OPPONENT — Kirk Cousins, Sept. 16, 2018, vs. Minnesota (14, 3, 75, 22 yards)

Three Touchdown Passes, Individual

BY PACKERS — Aaron Rodgers, Sept. 9, 2018, vs. Chicago (39, 12, 75 yards)
BY OPPONENT — Kirk Cousins, Sept. 16, 2018, vs. Minnesota (14, 3, 75, 22 yards)

Six Interceptions Thrown, Individual

BY PACKERS — Tom O'Malley, Sept. 17, 1950, vs. Detroit
BY OPPONENT — Don Horn, Sept. 26, 1971, vs. Denver at Milw.

Five Interceptions Thrown, Individual

BY PACKERS — Brett Favre, Oct. 30, 2005, at Cincinnati
BY OPPONENT — Russell Wilson, Dec. 11, 2016, vs. Seattle

Four Interceptions Thrown, Individual

BY PACKERS — Brett Favre, Dec. 25, 2005, vs. Chicago
BY OPPONENT — Russell Wilson, Dec. 11, 2016, vs. Seattle

RECEIVING

10 or More Receptions, Individual

BY PACKERS — Davante Adams, Dec. 10, 2017, at Cleveland (10 receptions)
BY OPPONENT — Adam Thielen, Sept. 16, 2018, vs. Minnesota (12 receptions)

200 Yards Receiving, Individual

BY PACKERS — Jordy Nelson, Sept. 14, 2014, vs. N.Y. Jets (209 yards)
BY OPPONENT — Adam Thielen, Dec. 24, 2016, vs. Minnesota (202 yards)

100 Yards Receiving, Individual

BY PACKERS — Randall Cobb, Sept. 9, 2018, vs. Chicago (142 yards)
BY OPPONENT — Adam Thielen (131 yards) and Stefon Diggs (128 yards), Sept. 16, 2018, vs. Minnesota

100 Yards Receiving, One Half, Individual

BY PACKERS — Randall Cobb, Sept. 9, 2018, vs. Chicago (108 yards in second half)
BY OPPONENT — Stefon Diggs, Sept. 16, 2018, vs. Minnesota (104 yards in second half/OT)

Two 100-Yard Receivers

BY PACKERS — Davante Adams (156 yards) and Jordy Nelson (126 yards), Nov. 13, 2016, at Tennessee
BY OPPONENT — Adam Thielen (131 yards) and Stefon Diggs (128 yards), Sept. 16, 2018, vs. Minnesota

Four Touchdown Receptions, Individual

BY PACKERS — Sterling Sharpe, Nov. 24, 1994, at Dallas (1, 36, 30, 5 yards)
BY OPPONENT — Never

Three Touchdown Receptions, Individual

BY PACKERS — Randall Cobb, Sept. 28, 2015, vs. Kansas City (3, 4, 4 yards)
BY OPPONENT — Vincent Jackson, Nov. 6, 2011, at San Diego (23, 5, 29 yards)

Two Touchdown Receptions, Individual

BY PACKERS — Davante Adams, Dec. 10, 2017, at Cleveland (1, 25 yards)
BY OPPONENT — Stefon Diggs, Sept. 16, 2018, vs. Minnesota (3, 75 yards)

INTERCEPTIONS

Four Interceptions, Individual

BY PACKERS — Willie Buchanon, Sept. 24, 1978, at San Diego
BY OPPONENT — Never

Three Interceptions, Individual

BY PACKERS — Tom Flynn, Oct. 28, 1984, vs. Detroit
BY OPPONENT — Vencie Glenn, Dec. 27, 1992, at Minnesota

Two Interceptions, Individual

BY PACKERS — Ha Ha Clinton-Dix, Dec. 18, 2016, at Chicago
BY OPPONENT — Harrison Smith, Dec. 23, 2017, vs. Minnesota

Interception Returned for Touchdown

BY PACKERS — Damarious Randall, Oct. 8, 2017, at Dallas (21 yards)
BY OPPONENT — Khalil Mack, Sept. 9, 2018, vs. Chicago (27 yards)

TOUCHDOWNS

Five Touchdowns, Individual

BY PACKERS — Paul Hornung, Dec. 12, 1965, at Baltimore (2-, 9-, 3-yard runs; 50-, 65-yard receptions)
BY OPPONENT — Never

Four Touchdowns, Individual

BY PACKERS — Dorsey Levens, Jan. 2, 2000, vs. Arizona (8-, 1-, 5-, 1-yard runs)
BY OPPONENT — DeAngelo Williams, Nov. 30, 2008, vs. Carolina (1-, 1-, 1-, 1-yard runs)

Three Touchdowns, Individual

BY PACKERS — Randall Cobb, Sept. 28, 2015, vs. Kansas City (3-, 4-, 4-yard receptions)
BY OPPONENT — Robert Kelley, Nov. 20, 2016, at Washington (10-, 1-, 4-yard runs)

THE LAST TIME

FIELD GOALS/PATS

Five Field Goals Made, Individual

BY PACKERS — Mason Crosby, Sept. 16, 2018, vs. Minnesota (37, 40, 31, 48, 36 yards)

BY OPPONENT — Dan Bailey, Dec. 15, 2013, at Dallas (47, 23, 43, 50, 50 yards)

Four Field Goals Made, Individual

BY PACKERS — Mason Crosby, Sept. 16, 2018, vs. Minnesota (37, 40, 31, 48, 36 yards)

BY OPPONENT — Dan Carpenter, Dec. 14, 2014, at Buffalo (27, 51, 35, 48 yards)

60-Yard Field Goal

BY PACKERS — Never

BY OPPONENT — David Akers, Sept. 9, 2012, vs. San Francisco (63 yards)

50-Yard Field Goal

BY PACKERS — Mason Crosby, Nov. 12, 2017, at Chicago (50 yards)

BY OPPONENT — Chris Boswell, Nov. 26, 2017, at Pittsburgh (53 yards)

Blocked Field-Goal Attempt

BY PACKERS — Datone Jones, Oct. 11, 2015, vs. St. Louis (50-yard Greg Zuerlein attempt)

BY OPPONENT — A'Shawn Robinson, Nov. 6, 2017, vs. Detroit (38-yard Mason Crosby attempt)

Two-Point Conversion

BY PACKERS — Randall Cobb, Dec. 31, 2017, at Detroit (pass from Brett Hundley)

BY OPPONENT — Stefon Diggs, Sept. 16, 2018, vs. Minnesota (pass from Kirk Cousins)

Point After Touchdown Missed

BY PACKERS — Mason Crosby, Oct. 8, 2017, at Dallas (second attempt, wide left)

BY OPPONENT — Chris Boswell, Nov. 26, 2017, at Pittsburgh (first attempt, wide left)

Blocked Point After Touchdown

BY PACKERS — Kenny Clark, Oct. 22, 2017, vs. New Orleans (Wil Lutz, second attempt)

BY OPPONENT — Ra'Shede Hageman, Dec. 8, 2014, vs. Atlanta (Mason Crosby, fifth attempt)

PUNTING

70-Yard Punt

BY PACKERS — Tim Masthay, Dec. 18, 2011, at Kansas City (71 yards)

BY OPPONENT — Jon Ryan, Sept. 24, 2012, at Seattle (73 yards)

60-Yard Punt

BY PACKERS — JK Scott, Sept. 16, 2018, vs. Minnesota (63 yards)

BY OPPONENT — Pat O'Donnell, Sept. 9, 2018, vs. Chicago (63 yards)

Blocked Punt

BY PACKERS — Geronimo Allison, Sept. 16, 2018, vs. Chicago (Matt Wile, punter)

BY OPPONENT — Bryan Braman, Nov. 16, 2014, vs. Philadelphia (Tim Masthay, punter)

10 Punts, Individual

BY PACKERS — Jon Ryan, Nov. 19, 2006, vs. New England (10 punts; 459 yards)

BY OPPONENT — Chris Kluwe, Dec. 21, 2006, vs. Minnesota (10 punts; 434 yards)

No Punts

BY PACKERS — Oct. 26, 2014, at New Orleans

BY OPPONENT — Nov. 6, 2017, vs. Detroit

OTHER SPECIAL TEAMS

Kickoff Returned for Touchdown

BY PACKERS — Randall Cobb, Sept. 8, 2011, vs. New Orleans (108 yards)

BY OPPONENT — Jordan Todman, Nov. 6, 2016, vs. Indianapolis (99 yards)

Punt Returned for Touchdown

BY PACKERS — Micah Hyde, Dec. 28, 2014, vs. Detroit (55 yards)

BY OPPONENT — Marcus Thigpen, Dec. 14, 2014, at Buffalo (75 yards)

Blocked (Opponent) Field Goal Returned for Touchdown

BY PACKERS — Willie Buchanon, Dec. 17, 1972, at New Orleans (57 yards)

BY OPPONENT — Shawn Springs, Nov. 1, 1999, vs. Seattle (61 yards)

Blocked Punt Returned for Touchdown

BY PACKERS — Josh Jackson, Sept. 16, 2018, vs. Minnesota (0 yards; Matt Wile, punter)

BY OPPONENT — DeVier Posey, Oct. 14, 2012, at Houston (0 yards; Tim Masthay, punter)

Recovered Own Onside Kick Attempt

BY PACKERS — Jermaine Whitehead, Dec. 31, 2017, at Detroit (Mason Crosby, kicker)

BY OPPONENT — Jayron Kearsse, Dec. 24, 2016, vs. Minnesota (Kai Forbath, kicker)

OTHER DEFENSE

Shutout Posted

BY PACKERS — Oct. 31, 2010, at N.Y. Jets (9-0)

BY OPPONENT — Dec. 23, 2017, vs. Minnesota (16-0)

Fumble Returned for Touchdown

BY PACKERS — Dean Lowry, Dec. 3, 2017, vs. Tampa Bay (62 yards)

BY OPPONENT — Desmond Trufant, Sept. 17, 2017, at Atlanta (15 yards)

Safety Scored

BY PACKERS — Team, Dec. 28, 2014, vs. Detroit (Matthew Stafford penalized for intentional grounding in end zone)

BY OPPONENT — Malik Jackson, Nov. 1, 2015, at Denver (Richard Rodgers tackled in end zone)

Five Sacks, Individual

BY PACKERS — Vonnie Holliday, Dec. 22, 2002, vs. Buffalo

BY OPPONENT — Antwan Odom, Sept. 20, 2009, vs. Cincinnati

Four Sacks, Individual

BY PACKERS — Kabeer Gbaja-Biamila, Jan. 2, 2005, at Chicago

BY OPPONENT — Chris Clemons, Sept. 24, 2012, at Seattle

Three Sacks, Individual

BY PACKERS — Nick Perry, Nov. 12, 2017, at Chicago

BY OPPONENT — Ezekiel Ansah, Dec. 31, 2017, at Detroit

MISCELLANEOUS

No Penalties

BY PACKERS — Nov. 4, 2013, vs. Chicago

BY OPPONENT — Dec. 14, 1997, at Carolina

Game Without Touchdown

BY PACKERS — Dec. 23, 2017, vs. Minnesota

BY OPPONENT — Sept. 10, 2017, vs. Seattle

50 Points, Game

BY PACKERS — 53, Nov. 16, 2014, vs. Philadelphia

BY OPPONENT — 51, Nov. 24, 2008, at New Orleans

40 Points, Game

BY PACKERS — 43, Dec. 8, 2014, vs. Atlanta

BY OPPONENT — 42, Nov. 20, 2016, at Washington

500 Yards Total Offense

BY PACKERS — 502, Dec. 8, 2014, vs. Atlanta

BY OPPONENT — 515, Nov. 20, 2016, at Washington

Tie Game

Green Bay 29, Minnesota 29, Sept. 16, 2018

GREEN BAY 24, CHICAGO 23

Lambeau Field, Sunday, Sept. 9, 2018. Attendance: 78,282. Time: 3:07. Weather: 62° F. Humidity: 65 percent. Wind: E 10 mph **GAME 1**

GREEN BAY WIS. (AP) — Aaron Rodgers heard the applause after walking out of the stadium tunnel and back on to the field. The team doctor had checked out his left knee after the Green Bay Packers quarterback was carted off the field in the second quarter. Rodgers, it seemed, had avoided a major injury. He was good to go. The adrenaline kicked in.

The hobbling two-time NFL MVP threw three touchdown passes in the second half after returning from injury, and the Green Bay Packers overcame a 20-point deficit for a thrilling 24-23 win over the Chicago Bears on Sunday night.

Rodgers connected with receiver Randall Cobb for a catch-and-run through the secondary for a 75-yard touchdown and the go-ahead score with 2:13 left in the game.

Nick Perry sacked the Bears' Mitchell Trubisky on fourth-and-10 with 58 seconds to complete the comeback.

Against the archival Bears. To start the Packers' 100th season.

Sunday marked the first time in franchise history that the Packers won after trailing by 17-plus points entering the fourth quarter, according to the Elias Sports Bureau.

The Packers posted the second-largest comeback in franchise history at Lambeau Field, behind only a rally from 21 points down to beat New Orleans on Sept. 17, 1989.

For Rodgers, this was special. And especially because how awful the Packers played in the first half.

A Chicago defensive returner (nearly) acquired star linebacker Khalil Mack dominated in the third quarter. Mack had a 27-yard interception return for a touchdown against backup quarterback Desmond Haizer in the second quarter.

Ajmyr Rodgers returned in the second half and finally figured out the Bears' Healsotond and Davante Adams and Geronimo Allison for touchdown passes. He finished 20 of 30 for 286 yards, including 17 of 23 for 273 yards in the second half.

It was Rodgers' first regular-season home game since Sept. 28 against the Bears. He was limited to seven games in 2017 because of a collarbone injury.

Mack nearly stole the show. Healsotond stripped the ball for a turnover in the red zone off Kizer in the second quarter. Mack made an immediate impact in his first game since the Bears acquired the premier pass rusher in a blockbuster deal with the Oakland Raiders.

The Bears led 20-0 at one point and their defense dominated until the second half. Then Rodgers returned, and the Packers' defense held the Bears in check.

Trubisky was 23 of 35 for 171 yards. He also ran for 32 yards on seven carries, including a 2-yard touchdown run in the first quarter.

OFFICIALS — Referee: Carl Cheffers (51); Umpire: Barry Anderson (20); Down Judge: Hugo Cruz (94); Line Judge: Gary Arthur (108); Field Judge: Land Clark (130); Side Judge: Eugene Hall (103); Back Judge: Greg Meyer (78); Replay Official: Charles Stewart

STARTING LINEUPS

Chicago Bears			Green Bay Packers		
Offense	Defense	Special	Offense	Defense	Special
TE 80 T.Burton	DT 96 A.Dikins	PK 17 J.Holt	WR 18 R.Cobb	DE 96 M.Willerson	PK 17 J.Holt
RT 70 B.Maske	NT 91 E.Soldman		LT 69 D.Bakhtiari	NT 97 K.Clark	
RG 75 K.Long	OLB 99 A.Lynch		LG 65 L.Taylor	OLB 52 C.Matthews	
C 65 C.Whitehair	ILB 59 D.Trevathan		C 63 C.Clinsey	ILB 50 B.Martinez	
LG 64 E.Kuh	OLB 44 M.Kwiatkowski		RG 44 J.McCray	OLB 53 N.Perry	
LT 72 C.Lenzi Jr.	CB 23 K.Fuller		RT 75 B.Bulaga	CB 38 T.Williams	
QB 10 M.Trubisky	CB 39 E.Erickson		TE 80 J.Graham	CB 20 K.King	
RB 24 J.Howard	S 38 A.Amos		WR 17 D.Adams	CB 37 J.Jackson	
RB 29 T.Cohen	CB 20 P.Amuntunara		WR 81 G.Allison	S 21 H.Chilton-Dix	
FB 46 M.Burton	CB 37 B.Calahan		QB 12 A.Rodgers	S 5 J.Kirby	
			RB 30 J.Williams	S 35 J.Whitehead	

GREEN BAY SUBSTITUTIONS — K 2 M.Crosby; P 6 J.Scott; QB 9 D.Kizer; WR 19 E.St. Brown; RB 22 D.Jackson; CB 23 J.Alexander; CB 31 D.House; LB 43 H.Bradley; LB 44 A.Morrison; LB 51 K.Frackell; LB 54 J.Cawford; LB 56 K.Toomer; TG 74 B.Bell; DL 76 M.Daniels; T 78 J.Spriggs; WR 83 M.Valdes-Scantling; TE 84 L.Kendricks; TE 85 R.Tybon; RB 88 T.Montgomery; LB 90 M.Adams; LB 93 R.Gilbert; DL 94 D.Lovley; DID NOT PLAY — G 62 L.Patrick; INACTIVES — OR 8 T.Boyle; WR 11 T.Davis; S 27 J.Jones; S 36 R.Greene; LB 42 O.Burks; TG 70 A.Light; WR 82 J.Moore.

Chicago Bears		Green Bay Packers	
ATT	YDS	ATT	YDS
RUSHING		RUSHING	
J.Howard	15	J.Howard	15
M.Trubisky	7	A.Rodgers	7
T.Cohen	5	T.Montgomery	2
Total	27	Total	18
PASSING		PASSING	
M.Trubisky	35	A.Rodgers	30
Total	35	D.Kizer	7
PASS RECEIVING		PASS RECEIVING	
T.Gabriel	5	R.Cobb	9
J.Howard	5	D.Adams	5
A.Robinson II	4	G.Allison	5
T.Cohen	3	T.Montgomery	2
A.Miller	3	J.Graham	2
D.Dims	2	L.Kendricks	1
T.Burton	1	Total	13
Total	23	Total	24
INTERCEPTIONS		INTERCEPTIONS	
K.Mack	1	Total	0
Total	1	Total	0
PUNTING		PUNTING	
P.O'Donnell	4	J.Scott	4
Total	4	Total	4
PUNT RETURNS		PUNT RETURNS	
T.Cohen	2	R.Cobb	1
Returns	1	Returns	1
KICK RETURNS		KICK RETURNS	
B.Cunningham	4	T.Montgomery	2
(tback)	1	M.Valdes-Scantling	1
Returns	1	(tback)	3
Returns	1	Returns	3
FUMBLES		FUMBLES	
M.Trubisky	2	D.Kizer	1
A.Hicks	0	A.Rodgers	1
K.Clark	0	C.Clinsey	0
Total	2	N.Perry	0
	1	K.Clark	0
	1	Total	2

Chicago Bears		Green Bay Packers	
ATT	YDS	ATT	YDS
RUSHING		RUSHING	
J.Howard	15	J.Howard	15
M.Trubisky	7	A.Rodgers	7
T.Cohen	5	T.Montgomery	2
Total	27	Total	18
PASSING		PASSING	
M.Trubisky	35	A.Rodgers	30
Total	35	D.Kizer	7
PASS RECEIVING		PASS RECEIVING	
T.Gabriel	5	R.Cobb	9
J.Howard	5	D.Adams	5
A.Robinson II	4	G.Allison	5
T.Cohen	3	T.Montgomery	2
A.Miller	3	J.Graham	2
D.Dims	2	L.Kendricks	1
T.Burton	1	Total	13
Total	23	Total	24
INTERCEPTIONS		INTERCEPTIONS	
K.Mack	1	Total	0
Total	1	Total	0
PUNTING		PUNTING	
P.O'Donnell	4	J.Scott	4
Total	4	Total	4
PUNT RETURNS		PUNT RETURNS	
T.Cohen	2	R.Cobb	1
Returns	1	Returns	1
KICK RETURNS		KICK RETURNS	
B.Cunningham	4	T.Montgomery	2
(tback)	1	M.Valdes-Scantling	1
Returns	1	(tback)	3
Returns	1	Returns	3
FUMBLES		FUMBLES	
M.Trubisky	2	D.Kizer	1
A.Hicks	0	A.Rodgers	1
K.Clark	0	C.Clinsey	0
Total	2	N.Perry	0
	1	K.Clark	0
	1	Total	2

Chicago Bears		Green Bay Packers	
ATT	YDS	ATT	YDS
RUSHING		RUSHING	
J.Howard	15	J.Howard	15
M.Trubisky	7	A.Rodgers	7
T.Cohen	5	T.Montgomery	2
Total	27	Total	18
PASSING		PASSING	
M.Trubisky	35	A.Rodgers	30
Total	35	D.Kizer	7
PASS RECEIVING		PASS RECEIVING	
T.Gabriel	5	R.Cobb	9
J.Howard	5	D.Adams	5
A.Robinson II	4	G.Allison	5
T.Cohen	3	T.Montgomery	2
A.Miller	3	J.Graham	2
D.Dims	2	L.Kendricks	1
T.Burton	1	Total	13
Total	23	Total	24
INTERCEPTIONS		INTERCEPTIONS	
K.Mack	1	Total	0
Total	1	Total	0
PUNTING		PUNTING	
P.O'Donnell	4	J.Scott	4
Total	4	Total	4
PUNT RETURNS		PUNT RETURNS	
T.Cohen	2	R.Cobb	1
Returns	1	Returns	1
KICK RETURNS		KICK RETURNS	
B.Cunningham	4	T.Montgomery	2
(tback)	1	M.Valdes-Scantling	1
Returns	1	(tback)	3
Returns	1	Returns	3
FUMBLES		FUMBLES	
M.Trubisky	2	D.Kizer	1
A.Hicks	0	A.Rodgers	1
K.Clark	0	C.Clinsey	0
Total	2	N.Perry	0
	1	K.Clark	0
	1	Total	2

Chicago Bears		Green Bay Packers	
ATT	YDS	ATT	YDS
RUSHING		RUSHING	
J.Howard	15	J.Howard	15
M.Trubisky	7	A.Rodgers	7
T.Cohen	5	T.Montgomery	2
Total	27	Total	18
PASSING		PASSING	
M.Trubisky	35	A.Rodgers	30
Total	35	D.Kizer	7
PASS RECEIVING		PASS RECEIVING	
T.Gabriel	5	R.Cobb	9
J.Howard	5	D.Adams	5
A.Robinson II	4	G.Allison	5
T.Cohen	3	T.Montgomery	2
A.Miller	3	J.Graham	2
D.Dims	2	L.Kendricks	1
T.Burton	1	Total	13
Total	23	Total	24
INTERCEPTIONS		INTERCEPTIONS	
K.Mack	1	Total	0
Total	1	Total	0
PUNTING		PUNTING	
P.O'Donnell	4	J.Scott	4
Total	4	Total	4
PUNT RETURNS		PUNT RETURNS	
T.Cohen	2	R.Cobb	1
Returns	1	Returns	1
KICK RETURNS		KICK RETURNS	
B.Cunningham	4	T.Montgomery	2
(tback)	1	M.Valdes-Scantling	1
Returns	1	(tback)	3
Returns	1	Returns	3
FUMBLES		FUMBLES	
M.Trubisky	2	D.Kizer	1
A.Hicks	0	A.Rodgers	1
K.Clark	0	C.Clinsey	0
Total	2	N.Perry	0
	1	K.Clark	0
	1	Total	2

Chicago Bears		Green Bay Packers	
ATT	YDS	ATT	YDS
RUSHING		RUSHING	
J.Howard	15	J.Howard	15
M.Trubisky	7	A.Rodgers	7
T.Cohen	5	T.Montgomery	2
Total	27	Total	18
PASSING		PASSING	
M.Trubisky	35	A.Rodgers	30
Total	35	D.Kizer	7
PASS RECEIVING		PASS RECEIVING	
T.Gabriel	5	R.Cobb	9
J.Howard	5	D.Adams	5
A.Robinson II	4	G.Allison	5
T.Cohen	3	T.Montgomery	2
A.Miller	3	J.Graham	2
D.Dims	2	L.Kendricks	1
T.Burton	1	Total	13
Total	23	Total	24
INTERCEPTIONS		INTERCEPTIONS	
K.Mack	1	Total	0
Total	1	Total	0
PUNTING		PUNTING	
P.O'Donnell	4	J.Scott	4
Total	4	Total	4
PUNT RETURNS		PUNT RETURNS	
T.Cohen	2	R.Cobb	1
Returns	1	Returns	1
KICK RETURNS		KICK RETURNS	
B.Cunningham	4	T.Montgomery	2
(tback)	1	M.Valdes-Scantling	1
Returns	1	(tback)	3
Returns	1	Returns	3
FUMBLES		FUMBLES	
M.Trubisky	2	D.Kizer	1
A.Hicks	0	A.Rodgers	1
K.Clark	0	C.Clinsey	0
Total	2	N.Perry	0
	1	K.Clark	0
	1	Total	2



GREEN BAY 29, MINNESOTA 29 (OT)

Lambeau Field, Sunday, Sept. 16, 2018. Attendance: 78,461. Time: 3:37. Weather: 80° F. Humidity: 71 percent. Wind: S 5 mph

GAME 2

GREEN BAY Ws. (AP) — Vikings kicker Daniel Carlson missed two field goals in overtime, including one from 35 yards as time expired, and Minnesota had to settle for a 29-29 tie with the Green Bay Packers after rallying from a late 13-point deficit on Sunday.

The rookie's final attempt went to the right of the uprights, just like his kick from 49 earlier in overtime. Carlson also missed from 48 in the second quarter.

Packers kicker Mason Crosby matched a career high with five field goals, but his potential game-winner from 52 went wide left as time expired in regulation.

The result at Lambeau Field overshadowed memorable performances from both quarterbacks.

Green Bay QB Aaron Rodgers played with a brace on his injured left knee and threw for 287 yards and a 9-yard touchdown pass to Devante Adams. But he finished the game with 5:17 left in overtime cost the Packers a chance at another long field-goal attempt. Rodgers recovered the fumble on second-and-1 at the 37, and he was sacked on third down to push Green Bay back to the 47.

Minnesota's Kirk Cousins threw for 425 yards and four touchdowns, including three in the fourth quarter. He also threw an interception to HaHa Clinton-Dix after the ball bounced off the hands of Landon Treadwell with 2:13 left.

Everything seemed to go the Vikings' way in the fourth, when they sailed from a 20-7 deficit. Until that point, the Packers had put together the kind of complete performance needed to support Rodgers, who got hurt in Green Bay's opening victory against Chicago.

Facing double coverage, Adam Thielen still caught a 22-yard touchdown pass from Cousins with 31 seconds left on a drive that included a roughing-the-passer penalty on Clay Matthews. Stefon Diggs caught a 2-point conversion pass to tie it at 29.

The penalty negated an interception by Laine Alexander with 1:45 left that would have allowed the Packers to run out the clock. Referee Tony Corrente said the call was not related to the new helmet-to-helmet rule.

Rodgers, who finished 30-of-42, didn't have his typical mobility that allows him to buy time for receivers. But he was able to move around enough to scramble out of trouble on occasion. Operating out of shotgun or pistol formations also bought Rodgers more time.

The Packers (1-0-1), though, could have used more touchdowns from the offense. They did get one on special teams after Geronimo Allison blocked a punt that was recovered by Josh Jackson in the end zone for a touchdown.

Thielen had 12 catches for 131 yards for Minnesota (1-0-1), while Diggs had nine catches for 128 yards and two scores.

OFFICIALS — Referee: Tony Corrente (99); Umpire: Alan Eck (76); Down Judge: Patrick Turner (13); Line Judge: Tim Podarza (47); Field Judge: Keith Washington (7); Side Judge: Scott Novak (1); Back Judge: Todd Pridock (30); Replay Official: Lou Nazzaro

STARTING LINEUPS

Minnesota Vikings			Green Bay Packers		
Offense	Defense	Special Teams	Offense	Defense	Special Teams
WR 19 A.Thielen	LE 99 D.Hunter	PK 1 M.Crosby	WR 18 R.Cobb	DE 96 M.Willerson	
LT 71 R.Reiff	DT 93 S.Richardson		LT 69 D.Bakhtiari	NT 97 K.Clark	
LG 69 T.Compton	NT 98 L. Joseph		LG 65 L.Taylor	DE 52 M.Daniels	
C 61 B.Jones	RE 97 E.Effrein		C 63 C.Linsley	OLB 56 C.Matthews	
RG 74 M.Hammers	MLB 54 E.Kendricks		RG 64 J.McCoy	ILB 50 B.Wartinez	
RT 69 R.Hill	SLB 55 A.Barr		RT 75 B.Bulaga	OLB 44 A.Morrison	
TE 26 T.Waynes	LCB 26 T.Waynes		TE 80 J.Graham	ILB 53 N.Perry	
TE 89 D.Moorgan	CB 20 M.Alexander		WR 17 D.Adams	CB 38 T.Williams	
WR 14 S.Diggs	RCB 29 X.Rhodes		WR 81 G.Allison	CB 20 K.King	
QB 8 K.Cousins	SS 34 A.Sendejo		QB 12 A.Rodgers	OLB 21 H.Clinton-Dix	
HB 33 D.Cook	FS 22 H.Scott		RB 8 J.Williams	S 29 K.Brice	

GREEN BAY SUBSTITUTIONS — K 2 M.Crosby, P 6 J.Scott, RB 22 D.Jackson, CB 23 J.Alexander, CB 31 D.House, S 35 J.Whitehead, CB 37 Jackson, LS 43 H.Bradley, LB 51 K.Fackrell, LB 56 K.Toomey, G 62 L.Patrick, T 67 G.A.Bell, T 78 J.Spriggs, WR 83 M.Valdes-Scantling, TE 84 L.Kerdrick, TE 85 R.Tonyan, RB 88 T.Montgomery, TE 89 M.Lewis, DL 90 M.Adams, LB 93 R.Gilbert, DL 94 D.Lowery, DL/D/KOT PLAY — QB 8 T.Boyle, QB 9 D.Kizer, INACTIVES — WR 19 E.Est. Brown, S 27 J.Jones, S 36 R.Greene, CB 39 D.Burton, LB 42 O.Burks, T 67 G.Alight, WR 82 J.Moore.

FIELD GOALS (made/1 & missed)

Visitor	Home	Attempts	Yards	Result
Minnesota Vikings	Green Bay Packers	1	7	0
Green Bay Packers	Minnesota Vikings	7	10	3

GREEN BAY DEFENSIVE STATISTICS (official)

Player	Att	Yds	TD	Int	Blk
J.Alexander	7	3	1	0	0
B.Martnez	6	2	0	0	0
H.Clinton-Dix	5	3	0	0	0
K.Brice	5	2	0	0	0
T.Williams	5	1	0	0	0
K.Clark	4	2	0	0	0
J.Whitehead	3	0	0	0	0
Jackson	2	1	0	0	0
C.Matthews	2	1	0	0	0
A.Morrison	2	1	0	0	0

Category	Minnesota Vikings					Green Bay Packers				
	Att	Yds	TD	Int	Blk	Att	Yds	TD	Int	Blk
RUSHING	10	38	3	0	0	16	59	3	1	0
D.Cook	4	19	4	0	0	5	31	6	2	0
Murray	2	5	2	0	0	3	8	2	0	0
K.Cousins	1	5	0	0	0	1	0	0	0	0
C.Ham	1	5	0	0	0	1	0	0	0	0
S.Diggs	1	1	0	0	0	1	0	0	0	0
Total	18	68	10	0	0	24	98	11	2	0
PASSING	48	35	4	1	1	42	30	4	1	1
K.Cousins	35	425	2/13	4	75	30	281	4/28	1	34
Total	48	35	4	1	1	42	30	4	1	1
PASS RECEIVING	NO	YDS	AVG	LG	TD	NO	YDS	AVG	LG	TD
A.Thielen	12	131	10.9	109	2	8	64	8.0	16	1
S.Diggs	9	128	14.2	75	2	6	95	15.8	34	0
K.Rudolph	7	72	10.3	23	0	6	64	10.7	22	0
D.Cook	3	52	17.3	14	0	3	30	7.5	14	0
L.Treadwell	2	23	11.5	14	1	4	12	3.0	7	0
D.Moorgan	2	19	9.5	13	0	1	4	4.0	4	0
Total	35	425	12.1	75	4	30	281	9.4	34	1
INTERCEPTIONS	NO	YDS	AVG	LG	TD	NO	YDS	AVG	LG	TD
Total	0	0	0.0	0	0	1	24	24.0	24	0
PUNTING	NO	YDS	AVG	NET	TR	NO	YDS	AVG	NET	TR
M.Will	4	204	51.0	36.8	1	5	259	51.8	45.2	1
(Blocked)	1	0	0.0	0	0	0	0	0	0	0
Total	5	204	40.8	36.8	1	5	259	51.8	45.2	1
PUNT RETURNS	NO	YDS	AVG	FC	LG	NO	YDS	AVG	FC	LG
M.Sternek	1	13	13.0	0	13	2	0	0.0	0	0
(Blocked)	1	0	0.0	0	0	1	0	0.0	0	0
(Track)	1	0	0.0	0	0	0	0	0.0	0	0
Returns	1	13	13.0	2	13	2	0	0.0	1	0
KICK RETURNS	NO	YDS	AVG	FC	LG	NO	YDS	AVG	FC	LG
M.Hughes	1	46	46.0	0	46	1	8	8.0	0	8
H.Hill	1	28	28.0	0	28	4	0	0.0	0	0
(Track)	6	0	0.0	0	0	1	0	0.0	0	0
Returns	2	74	37.0	0	46	1	8	8.0	0	8
FUMBLES	Fum	Lost	Rec	Yds	TD	Fum	Lost	Rec	Yds	TD
Total	0	0	0	0	0	2	0	2	0	0

Category	Visitor		Home	
	Vikings	Packers	Vikings	Packers
TOTAL FIRST DOWNS	24	24	24	24
By Rushing	3	9	3	9
By Passing	20	11	20	11
By Penalty	1	4	1	4
THIRD-DOWN EFFICIENCY	7-14 (50%)	4-13 (31%)	7-14 (50%)	4-13 (31%)
FOURTH-DOWN EFFICIENCY	0-0 (0%)	0-0 (0%)	0-0 (0%)	0-0 (0%)
TOTAL NET YARDS	480	351	480	351
Total Offensive Plays	68	70	68	70
Average gain per offensive play	7.1	5.0	7.1	5.0
NET YARDS RUSHING	68	98	68	98
Total Rushing Plays	18	24	18	24
Average gain per rushing play	3.8	4.1	3.8	4.1
Tackles for a loss-number and yards	0-0	2-4	0-0	2-4
NET YARDS PASSING	412	253	412	253
Times thrown -yards lost att to pass	2-13	4-28	2-13	4-28
Gross yards passing	425	281	425	281
PASS ATT-COMP-INT	48-35-1	42-30-0	48-35-1	42-30-0
Average gain per pass play	8.2	5.5	8.2	5.5
KICKOFFS Number-in-EZ-Touchbacks	5-4-4	8-7-6	5-4-4	8-7-6
PUNTS Number and Average	5-40.8	5-51.8	5-40.8	5-51.8
Had Blocked	1	0	1	0

Category	Visitor		Home	
	Vikings	Packers	Vikings	Packers
FGs - PATs had blocked	0-0	0-0	0-0	0-0
Net Punting Average	36.8	45.2	36.8	45.2
TOTAL RETURN YARDS (not inc kickoffs)	24	24	24	24
No. and Yards Punt Returns	1-13	2-0	1-13	2-0
No. and Yards Kickoff Returns	2-74	1-8	2-74	1-8
No. and Yards Interception Returns	0-0	1-24	0-0	1-24
PENALTIES Number and Yards	8-70	7-54	8-70	7-54
FUMBLES Number and Lost	0-0	2-0	0-0	2-0
TOUCHDOWNS	4	2	4	2
Rushing	0	0	0	0
Passing	4	1	4	1
Other (Blocked Kicks, etc.)	0	0	0	0
EXTRA POINTS Made-Attempts	4-4	2-2	4-4	2-2
Kicking Made-Attempts	3-3	2-2	3-3	2-2
Passing Made-Attempts	1-1	0-0	1-1	0-0
FIELD GOALS Made-Attempts	0-3	5-6	0-3	5-6
RED-ZONE EFFICIENCY	2-3 (67%)	1-5 (20%)	2-3 (67%)	1-5 (20%)
GOAL-TO-GO EFFICIENCY	1-1 (100%)	1-1 (100%)	1-1 (100%)	1-1 (100%)
SAFETIES	0	0	0	0
FINAL SCORE	29	29	29	29
TIME OF POSSESSION	31:52	38:08	31:52	38:08



2018 UPDATED BIOGRAPHIES

THROUGH WEEK 2

17 Davante Adams, WR, 5th Year, Fresno State

- Has 24 receiving touchdowns since 2016, No. 1 in the league over that span. Has caught at least one TD pass in 19 games since '16, tops in the NFL over that span.
- Was the only player in the NFL with 70-plus receptions and 10-plus TD catches in both of the last two seasons (2016-17).
- Posted 237 catches from 2014-17, the fourth most in franchise history by a player in his first four NFL seasons behind WRs Sterling Sharpe (281), Greg Jennings (246) and James Lofton (242).
- Led the team with 74 catches for a team-high 885 yards (12.0 avg.) and 10 TDs in 2017. Was tied for No. 2 in the NFL in TD receptions and was named to his first career Pro Bowl (injury replacement for Falcons WR Julio Jones).

2018 SEASON: Has started both games and is tied for the team lead with 13 receptions for 152 yards (11.7 avg.) and a team-high two TDs.

►**Vs. Chicago (Sept. 9):** Started and played 59 of 60 snaps, hauling in five passes for 88 yards (17.6 avg.) and a TD...It marked his fourth straight game with a receiving TD against the Bears, giving him five TDs over that span...Early in the fourth quarter, created separation on a double move, beating CB Prince Amukamara as he hauled in QB Aaron Rodgers' pass near the Green Bay 40 before taking it down the middle of the field to the Chicago 24 for a 51-yard gain...Three plays later, caught a short pass from Rodgers just inside the 10 before beating Amukamara down the sideline as he got to the pylon for the 12-yard TD.

►**Vs. Minnesota (Sept. 16):** Started and played 75 of 77 snaps, leading the team with eight receptions for 64 yards (8.0 avg.) and a TD...It marked his third straight game with a TD catch against the Vikings and his career-high fourth consecutive regular-season game overall with a TD reception...Early in the second quarter, caught a quick-out from Rodgers near the 2-yard line, eluding LB Anthony Barr and CB Xavier Rhodes on his way to the end zone for the score.

90 Montravius Adams, DL, 2nd Year, Auburn

- Saw action in seven games as a rookie in 2017, recording five tackles (one solo) and a quarterback hit.
- After a foot injury sidelined him for most of training camp and the first two regular-season games, made professional debut in Week 3 vs. Cincinnati.
- Earned first-team All-Southeastern Conference honors from *The Associated Press* as a senior in 2016 after recording 44 tackles (26 solo), 8½ tackles for a loss, 4½ sacks, a forced fumble, two fumble recoveries (one for a TD) and an interception.

2018 SEASON: Has played in both games, seeing limited action on defense...Has posted a solo tackle.

►**Vs. Chicago (Sept. 9):** Appeared on two plays on defense and posted a solo tackle.

►**Vs. Minnesota (Sept. 16):** Played six snaps on defense.

23 Jaire Alexander, CB, Rookie, Louisville

- Played in 31 games with 19 starts during his three seasons at Louisville and registered 77 tackles (58 solo), two tackles for a loss, seven interceptions, 22 passes defensed, a forced fumble and a fumble recovery.
- Posted a 9.9-yard average on 44 punt returns during his collegiate career, highlighted by a 10.5-yard average on 20 returns as a sophomore in '16 that included a 69-yard touchdown return vs. Florida State (Sept. 17).
- Earned second-team All-Atlantic Coast Conference recognition as a sophomore in 2016 after posting a team-high five interceptions (tied for No. 11 in the country) along with a career-best 39 tackles (31 solo) and 14 passes defensed.

2018 SEASON: Has appeared in both games and is tied for third on the team with 13 tackles (10 solo)...Has added a half-sack, a QB pressure and a tackle for a loss...Has posted one tackle on special teams.

►**Vs. Chicago (Sept. 9):** Played 49 snaps on defense and 10 on special

teams in his NFL debut, finishing with three tackles (all solo) and a pass defensed.

►**Vs. Minnesota (Sept. 16):** Appeared on 56 snaps on defense and 16 on special teams, leading the team with a career-high 10 tackles (seven solo)...Added a tackle for a loss, a half-sack and a QB pressure...Midway through the first quarter on a third-and-10, came on a blitz from the slot and shook off a block from RB Dalvin Cook for a shared 6-yard sack of QB Kirk Cousins with LB Reggie Gilbert to force a punt...In overtime, drilled WR Stefon Diggs for a 1-yard loss on a pass in the flat on second-and-2... Also posted a tackle on kickoff coverage.

81 Geronimo Allison, WR, 3rd Year, Illinois

• Led the team with a career-high 122 receiving yards on a career-best six catches (20.3 avg.) last season in Week 3 vs. Cincinnati, highlighted by his career-long 72-yard grab in overtime that set up K Mason Crosby's game-winning 27-yard FG.

• Appeared in a career-best 15 games with two starts in 2017 and posted a career-high 23 receptions for 253 yards (11.0 avg.).

• Played in 10 games with two starts as a rookie in 2016, posting 12 catches for 202 yards (16.8 avg.) and two TDs. Started as the third WR in the final two regular-season games, posting eight catches for 157 yards (19.6 avg.) and a TD, with all eight receptions going for first downs.

2018 SEASON: Has started both games as the third WR and has posted 11 receptions for 133 yards (12.1 avg.) and a TD...Blocked a punt that was recovered for a TD in Week 2.

►**Vs. Chicago (Sept. 9):** Started as the third WR and played 42 snaps...Finished with five receptions for 69 yards (13.8 avg.), highlighted by a 39-yard TD catch early in the fourth quarter, the longest TD of his pro career...Made a diving catch near the right corner of the end zone with CB Kyle Fuller in tight coverage for the score.

►**Vs. Minnesota (Sept. 16):** Started as the third WR and matched his career high with six receptions for 64 yards (10.7 avg.)...Midway through the first quarter, came off the left end up the middle to block P Matt Wile's punt with his right hand...The ball hung in the air after it was blocked and then was caught by CB Josh Jackson in the end zone for the TD, the first blocked punt for a TD by the Packers since Oct. 28, 2012, vs. Jacksonville (blocked by CB Davon House, recovered by LB Dezman Moses).

69 David Bakhtiari, T, 6th Year, Colorado

• Earned second-team All-Pro honors from *The Associated Press* both of the last two seasons, becoming only the second offensive tackle in team history (Forrest Gregg; 1959-60, 1962-67) to earn AP All-Pro recognition in consecutive seasons.

• Has started all 76 regular-season games he has appeared in at LT since entering the league in 2013.

• Started all 12 games he played in at LT in 2017, helping Green Bay rank No. 3 in the NFL in red-zone scoring (61.9 percent) and No. 5 in rushing yards per carry (4.47 avg.).

• Was selected to his first career Pro Bowl in 2016, having initially been named a first alternate before being selected as an injury replacement for Eagles T Jason Peters.

2018 SEASON: Has started both games at LT.

►**Vs. Chicago (Sept. 9):** Started at LT and played all 60 snaps, helping to protect QB Aaron Rodgers as he connected on 20 of 30 passes (66.7 percent) for 286 yards and three TDs with no INTs for a 130.7 passer rating...Part of a line that did not allow a sack in the second half.

►**Vs. Minnesota (Sept. 16):** Started at LT and appeared on all 77 snaps, blocking for Rodgers as he completed 30 of 42 passes (71.4 percent) for 281 yards and a TD with no INTs for a 97.4 rating.

74 Byron Bell, T/G, 8th Year, New Mexico

• Has played in 92 career games with 74 starts during the regular season and started all three postseason games he appeared in.

- Has experience at numerous positions on the offensive line, making starts in the NFL at right tackle (48), left tackle (18), left guard (seven) and right guard (one).

- In the first six seasons he played in (missed 2016 due to injury), has been part of teams that have finished in the top 11 in rushing yards per game five times (2017: No. 2 / 2014: No. 7 / 2013: No. 11 / 2012: No. 9 / 2011: No. 3).

- Originally signed as an undrafted rookie free agent out of New Mexico by Carolina in 2011. After four seasons (2011-14) with the Panthers, spent two years with the Tennessee Titans (2015-16) and a season with the Dallas Cowboys (2017).

2018 SEASON: Has appeared in both games, seeing time on special teams.

►**Vs. Chicago (Sept. 9):** Appeared on four plays on special teams in his Green Bay debut.

►**Vs. Minnesota (Sept. 16):** Played eight snaps on special teams.

8 Tim Boyle, QB, Rookie, Eastern Kentucky

- Started 19 of 36 games played over four seasons at Eastern Kentucky (2017) and Connecticut (2013-15), finishing his career with 3,371 yards and 12 TDs on 334-of-602 passing (55.4 pct.) with 26 interceptions...

- Started all 11 games as a redshirt senior at Eastern Kentucky in 2017, finishing with 201 completions on 327 attempts (61.4 pct.) for 2,134 yards and 11 TDs. Led the Ohio Valley Conference with 2,134 passing yards, good for No. 5 in a single season in school history.

2018 SEASON: Dressed, but did not play, in one game and was inactive for the other.

►**Vs. Chicago (Sept. 9):** Was inactive as the third QB.

►**Vs. Minnesota (Sept. 16):** Dressed, but did not see any action as the third QB.

43 Hunter Bradley, LS, Rookie, Mississippi State

- Played in 41 career games, serving as the primary long snapper for Mississippi State since Week 2 of the 2015 season.

- Participated in the 2018 East-West Shrine Game.

- Entered college as a tight end, but suffered two knee injuries in his first two years and moved to long snapper.

2018 SEASON: Has handled snapping duties in both games and has one tackle on special teams.

►**Vs. Chicago (Sept. 9):** Handled snapping duties for all punts and placements in his pro debut...Added a tackle in punt coverage.

►**Vs. Minnesota (Sept. 16):** Snapped for K Mason Crosby's five field goals, which tied a single-game team record, as well as his two extra points as Crosby finished with a career-high 17 points...Also snapped for JK Scott's five punts (51.8-yard gross average, 45.2-yard net average).

29 Kentrell Brice, S, 3rd Year, Louisiana Tech

- Started a career-best three games in 2017 and set career highs in tackles (24), solo tackles (21), interceptions (one) and passes defensed (four) despite only playing in six contests before being placed on injured reserve with an ankle injury on Nov. 3.

- Was one of five rookie free agents to make Green Bay's Week 1 roster and joined S Marwin Evans as the only rookie free agents to play in all 16 regular-season games and three postseason contests for the Packers in 2016.

- Started one of 16 games played as a rookie, recording 15 tackles (all solo), a pass defensed and a fumble recovery.

2018 SEASON: Has started both games and has posted a team-high 19 tackles (14 solo), a sack, a tackle for a loss and a pass defensed.

►**Vs. Chicago (Sept. 9):** Started and was one of five Green Bay defenders to appear on all 70 snaps...Led the team with a career-high 12 tackles (nine solo) and added a pass defensed...Posted his first career sack, chasing QB Mitchell Trubisky out of bounds for a zero-yard sack late in the first quarter.

►**Vs. Minnesota (Sept. 16):** Started and was one of four defensive

players to play all 73 snaps...Registered seven tackles (five solo).

75 Bryan Bulaga, T, 9th Year, Iowa

- Has played in 87 career regular-season games with 83 starts at right tackle, the most games played and started among offensive linemen on Green Bay's current roster.

- Started a career-high 16 games in 2016 and helped the offense rank in the top 10 in the NFL in several categories, including points per game (No. 4, 27.0), yards per game (No. 8, 368.8) and first downs (No. 7, 349).

- Started 15 contests in 2014, helping the offense rank No. 1 in the league in scoring (30.4 ppg) and No. 9 in the NFL in sacks allowed with 30, the fewest given up by Green Bay in a season since '07.

- Opened the final 12 games of 2010 and the entire postseason at RT after taking over for injured veteran Mark Tauscher (shoulder), the most regular-season starts by a Packers rookie tackle since Tauscher's 14 in 2000, and was named to the *Pro Football Weekly*/PFWA All-Rookie team.

2018 SEASON: Has started both games at RT.

►**Vs. Chicago (Sept. 9):** Started at RT and played all 60 snaps, helping to protect QB Aaron Rodgers as he connected on 20 of 30 passes (66.7 percent) for 286 yards and three TDs with no INTs for a 130.7 passer rating...Part of a line that did not allow a sack in the second half.

►**Vs. Minnesota (Sept. 16):** Started at RT and appeared on all 77 snaps, blocking for Rodgers as he completed 30 of 42 passes (71.4 percent) for 281 yards and a TD with no INTs for a 97.4 rating.

42 Oren Burks, LB, Rookie, Vanderbilt

- Played in 45 games with 40 starts in four seasons with the Commodores and registered 237 tackles (136 solo), 15½ tackles for a loss, 4½ sacks, five interceptions, 27 passes defensed, two forced fumbles and three fumble recoveries.

- Was named to the Butkus Award watch list in 2017 and went on to post career highs in tackles (82), solo tackles (45) and tackles for a loss (seven) in his first season at inside linebacker.

- Appeared in all 13 games with 10 starts as a junior at a linebacker/safety hybrid position, finishing with 59 tackles (40 solo), 6½ tackles for a loss and a career-best 3½ sacks.

2018 SEASON: Has been inactive for both games (shoulder).

►**Vs. Chicago (Sept. 9):** Inactive (shoulder).

►**Vs. Minnesota (Sept. 16):** Inactive (shoulder).

39 Deante Burton, CB, First Year, Kansas State

- Spent the entire 2017 season on the Atlanta Falcons' practice squad after signing with the team as an undrafted free agent following the 2017 NFL Draft.

- Appeared in 35 games with 26 starts at WR at Kansas State, hauling in 84 passes for 1,085 yards (12.9 avg.) and five TDs.

2018 SEASON: Has been inactive for one game with the Packers... Was claimed off waivers by the Packers from the Falcons on Sept. 11... Appeared in Atlanta's Week 1 game at Philadelphia, seeing time on defense and special teams.

►**Vs. Minnesota (Sept. 16):** Inactive (healthy scratch).

97 Kenny Clark, DL, 3rd Year, UCLA

- Started all 15 games he appeared in last season, leading the Green Bay defensive line in tackles (78) and ranking No. 2 in both sacks (4½) and solo tackles (39). Also posted eight tackles for a loss, two forced fumbles, 11 QB hits, 10 QB pressures, a pass defensed and a blocked extra point.

- Registered all 4½ of his sacks in the month of December, second most among NFL defensive tackles behind only Rams DT Aaron Donald (five) and the most ever (since 1982) by a Green Bay DT in the month of December (according to STATS).

- Played in all 16 games with two starts in 2016 and registered 33 tackles (14 solo), two tackles for a loss, four QB pressures, three QB hits, two fumble recoveries and two passes defensed.

- Became the youngest player to appear in a season opener for the Packers

since Arnie Herber (20 years old) in 1930.

2018 SEASON: Has started both games and leads the defensive line with nine tackles (six solo)...Has added a sack, a team-high three tackles for a loss, a QB hit, a QB pressure, a fumble recovery and a pass defended.

►**Vs. Chicago (Sept. 9):** Started and played 54 snaps, finishing with three tackles (two solo), a tackle for a loss, a fumble recovery, a QB pressure and a QB hit...On a third-and-1 early in the second quarter fought off a block from C Cody Whitehair to stuff RB Jordan Howard for no gain on a run up the middle as the defense forced a three-and-out...On fourth-and-10 with just over a minute remaining and the Packers leading, 24-23, recovered a QB Mitchell Trubisky fumble at the Chicago 39 that was forced by LB Nick Perry on a sack to seal the Green Bay win.

►**Vs. Minnesota (Sept. 16):** Started and appeared on 55 snaps, posting six tackles (four solo), a sack, two tackles for a loss and a pass defended...Early in the third quarter on a third-and-4, shed a block from G Mike Remmers to bring down QB Kirk Cousins for a 7-yard sack and force a punt...The sack gave him 5.5 sacks in his last seven regular-season games...In the first quarter, brought down RB Dalvin Cook for a 2-yard loss on a run to the right...Midway through the fourth quarter, batted down a Kirk Cousins pass intended for TE Kyle Rudolph over the middle.

21 Ha Ha Clinton-Dix, S, 5th Year, Alabama

- His nine interceptions during the regular season since 2016 are tied for No. 2 among NFL safeties over that span behind only Baltimore Ravens S Eric Weddle (10).

- Started all 16 games in 2017 for the third consecutive regular season, finishing No. 3 on the team with 86 tackles and No. 2 with three interceptions.

- Was named to his first career Pro Bowl and earned second-team All-Pro recognition from *The Associated Press* and All-NFC honors from the PFWA in 2016 after leading the team with a career-high five interceptions (tied for No. 5 in the NFL and No. 2 among safeties).

- Set a career high with a team-leading 117 tackles (97 solo) in 2015. Also recorded a career-best three sacks, the most by a Green Bay safety in a season since Mark Roman had 3½ in 2004.

2018 SEASON: Has started both games and ranks No. 2 on the team with 17 tackles (13 solo)...Has added an interception and is tied for the team lead with two passes defended.

►**Vs. Chicago (Sept. 9):** Appeared on all 70 snaps, one of five Green Bay defenders to do so, and led the secondary with nine tackles (eight solo)...Early in the fourth quarter on a third-and-1, came up and brought down TE Dion Sims for no gain on a pass from QB Mitchell Trubisky to force a Chicago punt.

►**Vs. Minnesota (Sept. 16):** Started and was one of four players on Green Bay's defense to play all 73 snaps, finishing with eight tackles (five solo), an interception and two passes defended...Late in the fourth quarter, intercepted a QB Kirk Cousins pass over the middle that went off the hands of WR Laquon Treadwell...Returned the interception 24 yards to the Minnesota 13, setting up a 36-yard Mason Crosby field goal that gave the Packers a 29-21 lead.

18 Randall Cobb, WR, 8th Year, Kentucky

- Is one of just five players in franchise history (Donald Driver, 2004-09; Sterling Sharpe, 1989-94; Antonio Freeman 1997-2000; Greg Jennings, 2008-11) to register 60-plus receptions in four consecutive seasons (2014-17).

- Ranks No. 7 in franchise history in receptions (445), No. 12 in receiving yards (5,313) and tied for No. 11 in touchdown catches (40).

- Started all 16 games in 2014 and posted career highs in catches (91), receiving yards (1,287) and receiving TDs (12) on the way to earning his first career Pro Bowl selection (injury replacement for WR Dez Bryant).

- Set a franchise single-season record with a league-high 2,342 combined net yards in 2012, topping the previous team mark of 2,250 yards by RB Ahman Green in 2003.

- With 954 receiving yards and 964 kickoff return yards in 2012, is the only player in NFL history to post 900-plus yards in each category in the

same season.

2018 SEASON: Has started both games and is tied for the team lead with 13 receptions for a team-best 172 yards (13.2 avg.) and a TD...Has also returned three punts for 17 yards (5.7 avg.).

►**Vs. Chicago (Sept. 9):** Started and played 52 snaps, leading the team with a career-high 142 receiving yards on nine catches (15.8 avg.), highlighted by a game-winning 75-yard TD grab with 2:13 remaining, the longest reception of his career...His receiving-yardage total was the most by a Packer in a season opener since WR James Lofton's 154-yard effort at Houston on Sept. 4, 1983...It marked his ninth career game with nine-plus receptions...On third-and-10 from the Green Bay 25, came out of the slot to catch a pass from QB Aaron Rodgers near the Green Bay 40 before taking it down the middle of the field and weaving to elude tackle attempts from LB Leonard Floyd and DB Adrian Amos Jr. for the 75-yard score...Finished with a career-high 110 yards on four receptions (27.5 avg.) on third down, the most by a Packer since WR Antonio Freeman posted 124 yards on five third-down receptions (24.8 avg.) vs. Tampa Bay on Oct. 10, 1999.

►**Vs. Minnesota (Sept. 16):** Started and appeared on 71 of 77 snaps, posting four receptions for 30 yards (7.5 avg.).

54 James Crawford, LB, Rookie, Illinois

- Signed with the Packers as undrafted free agent on Aug. 8.

- Played in 36 games during four seasons at Illinois, recording 80 tackles (39 solo), 10.5 tackles for a loss, four sacks, four forced fumbles, three fumble recoveries and six passes defended.

- He served as a team captain as a senior and was named All-Big Ten honorable mention by the league's coaches.

2018 SEASON: Has appeared in both games, seeing time on special teams.

►**Vs. Chicago (Sept. 9):** Appeared on 15 plays on special teams in his NFL debut.

►**Vs. Minnesota (Sept. 16):** Played 19 snaps on special teams.

2 Mason Crosby, K, 12th Year, Colorado

- With 1,368 career points, ranks No. 1 on the all-time franchise scoring list, having surpassed K Ryan Longwell (1,054) in 2015 in Week 2.

- Is the all-time franchise leader in field goals (283), 50-yard field goals (29) and extra points (519).

- Has kicked the seven longest field goals in franchise history (58-yarder in 2011, two 57-yarders in 2013, 56-yarders in 2010, 2011 and 2015, 55-yarder in 2014).

- Has not missed a game in his career, playing in 178 straight contests in the regular season, the third-longest streak in franchise history (QB Brett Favre, 255; T Forrest Gregg, 187).

- Registered a franchise-record 10 straight 100-point seasons (2007-16), one of only three players in NFL history to register 100-plus points in 10-plus consecutive seasons (Jason Elam, 16, 1993-2008; Adam Vinatieri, 13, 1996-2008).

- Set a franchise record with 23 consecutive field goals made (2010-11), topping Chris Jacke's mark of 17 straight in 1993.

2018 SEASON: Has connected on 6 of 7 field goals and all five extra points, ranking No. 4 in the league in scoring with 23 points...Ranks No. 4 in the league with 10 touchbacks.

►**Vs. Chicago (Sept. 9):** Connected on his lone FG attempt of the evening, a 42-yarder late in the third quarter, and all three extra points, including the game winner with 2:13 remaining following WR Randall Cobb's 75-yard TD catch...Recorded four touchbacks on five kickoffs.

►**Vs. Minnesota (Sept. 16):** Matched his career high and tied the single-game franchise record with five field goals (37, 40, 31, 48, 36)...Finished with a career-high 17 points, the most by a Packers kicker since Ryan Longwell recorded 17 at Arizona on Sept. 24, 2000...Recorded six touchbacks on kickoffs, tied for the second-best single-game total of his career.

76 Mike Daniels, DL, 7th Year, Iowa

- Was selected to his first career Pro Bowl in 2017, having initially been named a first alternate before being selected as an injury replacement for Rams DT Aaron Donald.
- In 2017, started all 14 games he appeared in and registered a career-high 72 tackles (42 solo), 11 tackles for a loss (tied for No. 2 on the team), five sacks (No. 3 on the team), a forced fumble, 14 QB hits (No. 3 on the team) and seven QB pressures.
- Named an alternate for the Pro Bowl in 2016 after starting all 16 games and registering 44 tackles (29 solo), four sacks, a fumble recovery, 14 QB hits (No. 3 on the team), 14 pressures (tied for No. 2 on the team) and nine tackles for a loss (tied for No. 2 on the team).
- Led the defensive line with 16 starts, 66 tackles (40 solo) and four sacks in 2015. Ranked No. 3 on the team in QB hits (12) and No. 2 in pressures (22), and was named an alternate for the Pro Bowl for the first time in his career.

2018 SEASON: Has played in both games with one start and has registered seven tackles (four solo), a sack, a tackle for a loss, a QB hit and two QB pressures.

►**Vs. Chicago (Sept. 9):** Appeared on 33 plays and registered four tackles (three solo) and a sack...Midway through the fourth quarter, chased down QB Mitchell Trubisky as he scrambled to his left for a zero-yard sack at the Chicago 32.

►**Vs. Minnesota (Sept. 16):** Started and played 45 snaps, finishing with three tackles (one solo) as the defense limited the Vikings to 68 rushing yards on 18 carries (3.8 avg.).

11 Trevor Davis, WR, 3rd Year, California

- Posted a 12.2-yard average on punt returns from 2016-17, good for No. 2 in the NFL (min. 30 att.) behind only Chiefs WR Tyreek Hill (12.4).
- Joined Hill as the only players in the league to have a punt return of 55-plus yards in both of the last two seasons (2016-17).
- Played in all 16 games in 2017, ranking No. 3 in the NFL in punt-return average (12.0 avg.) and No. 8 in the NFL in kickoff-return average (22.8 avg.).
- Among players with 20-plus punt returns in a season, his 12.0-yard average on punt returns last season ranks No. 6 in franchise history.
- Ranked No. 4 in the NFL in total yards on kick returns in 2017 with 996, the most by a Packer since WR Randall Cobb posted 1,256 yards in 2012.

2018 SEASON: Was placed on injured reserve (hamstring) on Sept. 11 after being inactive in Week 1.

►**Vs. Chicago (Sept. 9):** Inactive (hamstring).

51 Kyler Fackrell, LB, 3rd Year, Utah State

- Played in all 16 games with two starts in 2017, seeing time on defense and special teams. Posted 34 tackles (23 solo), six tackles for a loss, three sacks, a fumble recovery, nine QB hits and 20 QB pressures (tied for No. 2 on the team). Added three tackles on special teams.
- Appeared in 13 games as a rookie, seeing time on defense and special teams. Was tied for No. 2 on the team with nine tackles on special teams.
- Recorded nine tackles (all solo), two sacks, a forced fumble, six QB pressures, a QB hit and a pass defensed in the 2016 regular season.

2018 SEASON: Has played in both games and has posted two tackles (one solo) on defense and one on special teams.

►**Vs. Chicago (Sept. 9):** Appeared on four plays on defense and 22 on special teams...Registered an assisted tackle on defense and a tackle on special teams.

►**Vs. Minnesota (Sept. 16):** Played 13 snaps on defense and 28 on special teams, finishing with a solo tackle on defense.

93 Reggie Gilbert, LB, 1st Year, Arizona

- Originally signed by Green Bay as an undrafted free agent on May 6, 2016. Was on the Packers' practice squad for his entire rookie season in 2016 and the first 15 weeks of the 2017 season before being elevated to the active roster on Dec. 2.

- Played in two games last season and registered three tackles (two solo), a sack, five quarterback pressures and three QB hits...Was tied with LB Kyler Fackrell for the most QB pressures on the team (five) over the final two games.

- Started 47 of 57 games played at Arizona, compiling 143 tackles (89 solo), 27 tackles for a loss, 14 sacks, three forced fumbles and two fumble recoveries.

2018 SEASON: Has played in both games and has recorded three tackles (two solo), a half-sack, two QB hits and five QB pressures (tied for the team lead).

►**Vs. Chicago (Sept. 9):** Played 37 snaps on defense and led the team with four QB pressures...Added two solo tackles.

►**Vs. Minnesota (Sept. 16):** Appeared on 34 plays on defense and registered a half-sack, two QB hits and a QB pressure...On a third-and-10 midway through the first quarter, shed a block from G Mike Remmers for a shared 6-yard sack of QB Kirk Cousins with CB Jaire Alexander to force a punt.

80 Jimmy Graham, TE, 9th Year, Miami

- Is the only tight end in league history to have two seasons with 1,200-plus receiving yards and 10-plus receiving touchdowns (2011, 2013) and is the only TE to register four consecutive seasons with 85-plus catches (2011-14).

- Ranks No. 4 in NFL history among tight ends with 69 career TD catches and ranks No. 3 in the league in TD receptions among all players since entering the NFL in 2010.

- Has been selected to five career Pro Bowls (2011, 2013-14, 2016-17) and earned first-team All-Pro honors from *The Associated Press* in 2013.

- Has posted four seasons with 10-plus TD catches, tied for No. 2 in league annals among TEs behind only Patriots TE Rob Gronkowski (five).

2018 SEASON: Has started both games and has posted eight receptions for 103 yards (12.9 avg.).

►**Vs. Chicago (Sept. 9):** Started and played 59 of 60 snaps in his Green Bay debut, posting two receptions for 8 yards (4.0 avg.).

►**Vs. Minnesota (Sept. 16):** Started and played 58 snaps, leading the team with 95 receiving yards on six receptions (15.8 avg.)...It marked his best single-game receiving-yardage total since Nov. 7, 2016, when he was with Seattle (103 yards on eight catches vs. Buffalo)...Early in the third quarter on a third-and-3, hauled in a pass from QB Aaron Rodgers on a wheel route for a 34-yard gain down the left sideline to the Minnesota 48... Added a 27-yard grab late in regulation, finding an opening on the sideline to catch a pass from a scrambling Rodgers at the Minnesota 37.

36 Raven Greene, S, Rookie, James Madison

- Started 39 of 58 games played in five years for the Dukes, amassing 292 tackles (161 solo) and five tackles for a loss. Posted 34 passes defensed as well as 14 interceptions for 258 return yards, both school record.

- Was a first-team All-Colonial Athletic Association honoree as a fifth-year senior in 2017 after posting 82 tackles (44 solo), five interceptions, 12 passes defensed, a forced fumble and a fumble recovery.

2018 SEASON: Has been inactive for both games.

►**Vs. Chicago (Sept. 9):** Inactive (healthy scratch).

►**Vs. Minnesota (Sept. 16):** Inactive (healthy scratch).

31 Davon House, CB, 8th Year, New Mexico State

- Rejoined the Packers in 2017 and started all 12 games he appeared in, recording 49 tackles (42 solo), three tackles for a loss, a sack, an interception and nine passes defensed (No. 4 on the team).

- Appeared in 16 games with four starts in 2016 for Jacksonville and finished with 16 tackles (13 solo).

- Started a career-best 15 of 16 games played for the Jaguars in 2015, setting career highs in tackles (60), solo tackles (49), passes defensed (23) and interceptions (four). His 23 passes defensed set a franchise single-season record.

2018 SEASON: Has played in both games, seeing time on defense and

special teams.

►**Vs. Chicago (Sept. 9):** Appeared on 15 plays on special teams.

►**Vs. Minnesota (Sept. 16):** Played 24 snaps on defense, seeing increased time after CB Kevin King (groin) left the game.

22 Darius Jackson, RB, 3rd Year, Eastern Michigan

• Was signed by the Packers from the Dallas Cowboys' practice squad on Sept. 3. Was originally selected by the Cowboys in the sixth round (No. 216 overall) of the 2016 NFL Draft.

• Was a gameday inactive for Dallas for 13 games before being released on Dec. 13, 2016. Was claimed off waivers by the Cleveland Browns and was a gameday inactive for the final three games of that season.

• Spent the 2017 season with Cleveland on injured reserve (knee) before being released by the Browns on May 3. Re-signed with Dallas on May 30.

2018 SEASON: Has appeared in both games, seeing time on special teams.

►**Vs. Chicago (Sept. 9):** Played six snaps on special teams in the first NFL regular-season action of his career.

►**Vs. Minnesota (Sept. 16):** Appeared on 14 plays on special teams.

37 Josh Jackson, CB, Rookie, Iowa

• Played in 39 games with 14 starts in three seasons at Iowa, registering 66 tackles (52 solo), 32 passes defended, eight interceptions, a forced fumble and 168 interception return yards with two touchdowns.

• Named a permanent team captain on defense in 2017 and was a consensus first-team All-American as well as first-team All-Big Ten by league's coaches and media.

• Set career highs as a junior in '17 in games started (13), tackles (48), solo tackles (34), passes defended (26, No. 1 in the nation), interception return yards (168, No. 2 in the nation) and forced fumbles (one), while his career-best eight interceptions led the nation and tied the single-season school record.

2018 SEASON: Has played in both games with one start and has posted six tackles (five solo), a tackle for a loss, a pass defended and a recovery of a blocked punt for a TD...Has added a tackle on special teams.

►**Vs. Chicago (Sept. 9):** Started as the third CB in his NFL debut, becoming the first Green Bay rookie cornerback to start in Week 1 since Sam Shields in 2010...Registered three tackles (all solo) and a pass defended...Late in the third quarter, came up to stop RB Tarik Cohen for a 1-yard loss on a screen pass.

►**Vs. Minnesota (Sept. 16):** Appeared on 34 plays on defense and 16 on special teams...Midway through the first quarter, recovered a Matt Wile punt that had been blocked by WR Geronimo Allison, catching the ball in the front of the end zone for the score...Became the first Packer to score on a blocked punt since LB Dezman Moses vs. Jacksonville on Oct. 28, 2012... Also registered a tackle on special teams.

27 Josh Jones, S, 2nd Year, North Carolina State

• One of three Green Bay rookies to play in all 16 games in 2017 (RB Jamaal Williams and P Justin Vogel), and ranked No. 4 on the team with 64 solo tackles. His six special teams tackles tied for No. 2 on the Packers.

• Started seven contests and posted 71 tackles, five tackles for a loss, two sacks, three QB pressures, two QB hits, an interception and seven passes defended as a rookie.

• In his first career start (Week 3 vs. Cincinnati), posted a career-high 11 tackles (10 solo) and became the first rookie defensive back in team history (since 1982) to record two sacks in a game.

2018 SEASON: Has been inactive for both games due to injury.

►**Vs. Chicago (Sept. 9):** Inactive (ankle).

►**Vs. Minnesota (Sept. 16):** Inactive (ankle).

84 Lance Kendricks, TE, 8th Year, Wisconsin

• Played in all 16 games with nine starts in his first season with the Packers in 2017, the fourth time in his seven NFL seasons that he appeared in every game (played in 15 games in the other three).

• Appeared in 109 games from 2011-17, which was tied for No. 3 among

NFL tight ends over that span behind only Jason Witten (112) and Brent Celek (111).

• Started a career-high 16 games for the Los Angeles Rams in 2016 and posted a career-best 50 receptions for 499 yards (10.0 avg.) and two TDs, becoming just the fifth tight end in franchise history to register 50-plus catches in a season.

• Posted 17 TD catches during his six seasons with the Rams, the second most by a TE in franchise history behind only Damone Johnson (18, 1986-92).

2018 SEASON: Has appeared in both games and has two receptions for 17 yards (8.5 avg.).

►**Vs. Chicago (Sept. 9):** Appeared on 19 plays and posted a 13-yard reception.

►**Vs. Minnesota (Sept. 16):** Played 27 snaps and caught one pass for 4 yards.

20 Kevin King, CB, 2nd Year, Washington

• Appeared in nine games with five starts as a rookie in 2017, registering 31 tackles (23 solo), a tackle for a loss and eight passes defended (No. 5 on the team) before being placed on injured reserve (shoulder) on Dec. 6.

• Despite being limited to nine games due to injury, his five starts were the third most among Packers rookies in 2017 (S Josh Jones and RB Jamaal Williams both had seven).

• Played in all 48 games with 35 starts in his four seasons at Washington and registered 165 tackles (107 solo), 8½ tackles for a loss, six interceptions, 28 passes defended, two forced fumbles and two fumble recoveries.

2018 SEASON: Has started both games and has recorded six tackles (four solo) and a tackle for a loss.

►**Vs. Chicago (Sept. 9):** Started and was one of five Green Bay defenders to appear on all 70 snaps, finishing with three tackles (all solo)...Late in the first half, came up to stop WR Taylor Gabriel for a 2-yard loss on a swing pass from QB Mitchell Trubisky.

►**Vs. Minnesota (Sept. 16):** Started and played 26 snaps before departing the game late in the first half due to a groin injury...Posted three tackles (one solo).

9 DeShone Kizer, QB, 2nd Year, Notre Dame

• Started 15 games for the Cleveland Browns as a rookie in 2017, completing 255 of 476 passes (53.6 percent) for 2,894 yards and 11 TDs.

• Became the third-youngest NFL quarterback to start in Week 1 since 1963.

• Rushed for 419 yards and five TDs on 77 attempts (5.4 avg.) last season, becoming just the fourth rookie QB in NFL history to register 400-plus rushing yards and five-plus rushing TDs (Vince Young, Cam Newton, Robert Griffin III).

• Was tied for No. 3 in the league among all QBs with the five rushing TDs, which was the most by a Browns QB since Mike Phipps had five in 1972. His 419 rushing yards set a single-season team record among QBs.

• Tied a Browns single-game rookie record with three TD passes vs. Green Bay last season in Week 14 and threw for 314 yards in Week 17 at Pittsburgh, the fifth most in a game by a Cleveland rookie.

2018 SEASON: Has played in one game, completing 4 of 7 passes for 55 yards with an INT for a 42.9 passer rating...Dressed, but did not play, in the other contest.

►**Vs. Chicago (Sept. 9):** Took over for injured QB Aaron Rodgers for the final three drives of the first half, completing 4 of 7 passes for 55 yards with an INT for a 42.9 passer rating...Connected with WR Randall Cobb on a 29-yard completion to the Chicago 21 in the second quarter on third down.

►**Vs. Minnesota (Sept. 16):** Dressed, but did not see any action as the backup QB.

89 Marcedes Lewis, TE, 13th Year, UCLA

• Appeared in 170 games for the Jacksonville Jaguars during his 12 seasons with the team (2006-17), the third most in franchise history. Played in either 15 or 16 regular-season games in nine of his seasons in

Jacksonville.

- Finished his career with the Jaguars ranked No. 3 in team history in receiving yards (4,502) and receptions (375) and No. 2 in receiving TDs (33), tops among tight ends in all three categories.
- Was named to the Pro Bowl in 2010, the first tight end in team history to be honored, after posting career highs in receptions (58), receiving yards (700) and receiving TDs (10).
- Ranked No. 1 among NFL tight ends with an average of 16.2 yards per catch in 2009, the top mark by an NFL tight end (min. 32 rec.) since Jaguars TE Ernest Wilford registered a 16.6-yard average in 2005.
- Helped block for the top four single-season rushing-yardage totals in franchise history (2006-07, 2010, 2017). In 2017, helped the Jaguars lead the league in rushing (141.4 ypg) for the first time in franchise history.

2018 SEASON: Has played in both games.

►**Vs. Chicago (Sept. 9):** Played seven snaps on offense and four on special teams in his Green Bay debut.

►**Vs. Minnesota (Sept. 16):** Appeared on 14 plays on offense and eight on special teams.

70 Alex Light, T/G, Rookie, Richmond

- Started 38 of 44 games played in four seasons for the Spiders, earning first-team All Colonial Athletic Association honors as a senior in 2017.
- Started all 11 games in 2017, seeing time at both tackle and guard, and blocked for an offense that gained 4,980 yards and protected QB Kyle Lauletta, the CAA Offensive Player of the Year and a fourth-round pick of the N.Y. Giants in 2018.

2018 SEASON: Has been inactive for both games.

►**Vs. Chicago (Sept. 9):** Inactive (healthy scratch).

►**Vs. Minnesota (Sept. 16):** Inactive (healthy scratch).

63 Corey Linsley, C, 5th Year, Ohio State

- Has started at center in all 56 contests he has played in during his first four seasons in the NFL.
- Was the only player on offense to play every snap for the Packers in 2017, the second time in his career that he had accomplished that feat (also 2014).
- Started every game in 2014, becoming the first rookie center to open every game for the Packers since the league went to a 16-game schedule in 1978.
- Was named to the PFWA's All-Rookie team in '14, the first Green Bay center to be honored since its inception in 1974.

2018 SEASON: Has started both games at C.

►**Vs. Chicago (Sept. 9):** Started at C and played all 60 snaps, helping to protect QB Aaron Rodgers as he connected on 20 of 30 passes (66.7 percent) for 286 yards and three TDs with no INTs for a 130.7 passer rating...Part of a line that did not allow a sack in the second half.

►**Vs. Minnesota (Sept. 16):** Started at C and appeared on all 77 snaps, blocking for Rodgers as he completed 30 of 42 passes (71.4 percent) for 281 yards and a TD with no INTs for a 97.4 rating.

94 Dean Lowry, DL, 3rd Year, Northwestern

- Played in all 16 games with 11 starts in 2017 and registered 34 tackles (22 solo), two sacks, seven tackles for a loss, a fumble recovery for a touchdown, two passes defensed, eight quarterback hits and six QB pressures.
- Earned NFC Defensive Player of the Week (13) honors after recording four tackles (all solo), a sack, a QB pressure, a QB hit and a fumble recovery he returned 62 yards for a touchdown. Became just the seventh Green Bay player (since 1982) to register a sack and a defensive TD in the same game.
- Saw action in 15 games as a rookie and registered 14 tackles (eight solo), two sacks, three tackles for a loss, nine QB pressures and three QB hits. Also appeared in all three postseason contests and posted two tackles (one solo) and a QB pressure.

2018 SEASON: Has played in both games and has registered three

tackles (all solo), two tackles for a loss and two QB pressures.

►**Vs. Chicago (Sept. 9):** Appeared on 15 plays on defense and posted a solo tackle, bringing down QB Mitchell Trubisky for a 3-yard loss on a fourth-quarter run.

►**Vs. Minnesota (Sept. 16):** Played 18 snaps on defense and 14 on special teams...Recorded two tackles (both solo), including a tackle for a loss.

50 Blake Martinez, LB, 3rd Year, Stanford

- Started all 16 games in 2017 and registered a team-high 158 tackles (107 solo), a team-best 12 tackles for a loss, a sack, a forced fumble, two fumble recoveries, an interception, four QB pressures, four QB hits and 11 passes defensed (No. 2 on the team). His tackle total ranks No. 8 in team history (since 1975) for a single season.

• Registered a double-digit tackle total in eight games in 2017.

• Played in 13 games with nine starts at ILB as a rookie in 2016 and ranked No. 5 on the team with 62 tackles (46 solo), a sack, four tackles for a loss, two QB hits, two QB pressures, an interception and five passes defensed.

• Part of a run defense that ranked No. 8 in the league in rushing yards allowed per game (94.7) and No. 7 in runs of 10-plus yards allowed (37) in 2016.

2018 SEASON: Has started both games at ILB and is tied for No. 3 on the team with 13 tackles (10 solo)...Is tied for the team lead with two passes defensed and has added a tackle for a loss and a QB pressure.

►**Vs. Chicago (Sept. 9):** Was one of five Green Bay defenders to appear on all 70 snaps...Recorded five tackles (four solo), a pass defensed and a QB pressure...On third-and-goal from the 3 late in the first quarter, came up to bring down WR Taylor Gabriel for a 5-yard loss on a swing pass from QB Mitchell Trubisky, forcing the Bears to settle for a field goal.

►**Vs. Minnesota (Sept. 16):** Started and played all 73 snaps, one of four players on Green Bay's defense to do so...Registered eight tackles (six solo) and a pass defensed...Midway through the second quarter on a third-and-10, broke up a pass over the middle intended for WR Stefon Diggs to force a Minnesota punt.

52 Clay Matthews, LB, 10th Year, Southern California

• Ranks No. 1 on the Packers' all-time list (since 1982) with 80 career sacks and is tied for No. 1 in franchise history (since 1982) with four 10-sack seasons (DEs Reggie White and Kabeer Gbaja-Biamila).

• Earned six Pro Bowl selections in his first nine seasons, two more than any Packers linebacker and tied with White for the second-most selections by a defensive player in team history, trailing only S Willie Wood (eight).

• Has 11 sacks in 15 career playoff games, the most in franchise postseason history (since 1982) and tied for No. 5 in NFL playoff history.

• Joined Carolina Panthers DE Julius Peppers (84 and seven) as the only players in the NFL with 80-plus sacks (80) and five-plus interceptions (six) from 2009-17.

• Named first-team All-Pro by *The Associated Press* in 2010, the first Green Bay LB to earn that honor since Tim Harris in 1989. Finished second to Pittsburgh safety Troy Polamalu in the AP's Defensive Player of the Year voting in 2010.

2018 SEASON: Has started both games at OLB and has recorded four tackles (three solo), five QB pressures (tied for the team lead) and a QB hit.

►**Vs. Chicago (Sept. 9):** Started and appeared on 60 of 70 snaps, finishing with a solo tackle and three QB pressures.

►**Vs. Minnesota (Sept. 16):** Started and played 56 of 70 snaps, posting three tackles (two solo), two QB pressures and a QB hit.

64 Justin McCray, G, 2nd Year, Central Florida

• Played in 13 games with eight starts (five at RT, two at LG, one at RG) last season. Became the first Green Bay offensive lineman to start games at three different positions since Jason Spitz and Daryn Colledge in 2008.

• Helped the offense rank No. 3 in red-zone scoring (61.9 percent) and No. 5 in yards per carry (4.47 avg.) last season.

• Was in the starting lineup for three of Green Bay's top four rushing

performances last season (181 vs. New Orleans, 160 at Dallas, 160 at Chicago).

- Was a four-year letterman at Central Florida, appearing in 45 games with 32 starts (23 at RG, nine at RT). Started all 27 games over his final two seasons.

2018 SEASON: Has started both games at RG.

►**Vs. Chicago (Sept. 9):** Started at RG and played all 60 snaps, helping to protect QB Aaron Rodgers as he connected on 20 of 30 passes (66.7 percent) for 286 yards and three TDs with no INTs for a 130.7 passer rating...Part of a line that did not allow a sack in the second half.

►**Vs. Minnesota (Sept. 16):** Started at RG and appeared on all 77 snaps, blocking for Rodgers as he completed 30 of 42 passes (71.4 percent) for 281 yards and a TD with no INTs for a 97.4 rating.

88 Ty Montgomery, RB, 4th Year, Stanford

- Among players with 150-plus rushing attempts since 2016, ranks No. 2 among NFL running backs with an average of 4.95 yards per carry over that span, trailing only Saints RB Mark Ingram (4.98).

- Made the transition from WR to RB in 2016, appearing in 15 games with six starts and leading the team with 457 rushing yards and three TDs on just 77 carries (5.9 avg.).

- Among NFL running backs with 75-plus carries, ranked No. 1 in the league in 2016 with an average of 5.94 yards per carry. That average also ranks No. 2 in franchise single-season history (min. 75 att.) behind only QB Tobin Rote's 6.88-yard average in 1951 (76-523).

- Was the only player in the NFL with 75-plus rushing attempts, 40-plus receptions and 15-plus kickoff returns in 2016, also becoming the first player in team history to eclipse each of those marks in a season.

2018 SEASON: Has appeared in both games and has 38 rushing yards on seven carries (5.4 avg.) along with three receptions for 30 yards (10.0 avg.)...Has also returned two kickoffs for 47 yards (23.5 avg.).

►**Vs. Chicago (Sept. 9):** Played 23 snaps on offense, carrying the ball twice for 7 yards (3.5 avg.) and hauling in two passes for 21 yards (10.5 avg.)...Also returned two kickoffs for 47 yards (23.5 avg.).

►**Vs. Minnesota (Sept. 16):** Appeared on 26 plays on offense, rushing for 31 yards on five carries (6.2 avg.) with a 9-yard reception.

82 J'Mon Moore, WR, Rookie, Missouri

- Earned second-team All-Southeastern Conference honors in 2016 (*The Associated Press*) and 2017 (*AP* and coaches).

- Played in 13 games with 11 starts in 2017, setting career highs in receptions (65), receiving yards (1,082) and receiving touchdowns (10). His 1,082 receiving yards were the fourth most in a single season in school history.

- Became just the eighth Mizzou player with more than 1,000 receiving yards after posting 1,012 on 62 receptions (16.3 avg.) as a junior in 2016. His 1,012 yards led the SEC (No. 32 nationally), while his 84.3 receiving yards per game ranked No. 2 in the conference.

2018 SEASON: Has been inactive for both games.

►**Vs. Chicago (Sept. 9):** Inactive (healthy scratch).

►**Vs. Minnesota (Sept. 16):** Inactive (healthy scratch).

44 Antonio Morrison, LB, 3rd Year, Florida

- Was acquired by the Packers in a trade with the Indianapolis Colts on Aug. 26, 2018, in exchange for CB Lenzy Pipkins.

- Was originally selected by the Colts in the fourth round (No. 125 overall) of the 2016 NFL Draft out of the University of Florida.

- In two seasons with Indianapolis, played in 31 games with 19 starts and registered 154 tackles (91 solo), six tackles for a loss and a pass defended. Started all 15 games he played in at inside linebacker last season and led the team with a career-high 108 tackles (64 solo).

2018 SEASON: Has played in both games with one start and has posted six tackles (four solo)...Has registered one tackle on special teams.

►**Vs. Chicago (Sept. 9):** Appeared on 11 plays on defense and 19 on special teams in his Green Bay debut...On a third-and-1 early in the second quarter, came up to help stuff RB Jordan Howard for no gain on

a run up the middle as the defense forced a three-and-out...Finished with three tackles (two solo) on defense and added a tackle on special teams.

►**Vs. Minnesota (Sept. 16):** Started for the first time as a Packer, opening at ILB...Played 22 snaps on defense, finishing with three tackles (two solo)...Also appeared on 16 plays on special teams.

62 Lucas Patrick, G, 2nd Year, Duke

- Played in 12 games with two starts in 2017, opening at left guard in Week 4 vs. Chicago and at right guard in Week 17 at Detroit.

- Spent the entire 2016 season on Green Bay's practice squad. Was originally signed by the Packers as an undrafted free agent on June 1, 2016, after participating in Green Bay's rookie orientation camp that May on a tryout basis.

- Appeared in 44 career games with 26 starts at Duke, closing out his career with 21 consecutive starts at LG.

2018 SEASON: Has played in one game, seeing limited action on special teams.

►**Vs. Chicago (Sept. 9):** Dressed, but did not see any action.

►**Vs. Minnesota (Sept. 16):** Played three snaps on special teams and made a critical play midway through the fourth quarter...After the Vikings had cut the Packers' lead to 23-21, fielded a short kickoff at the Green Bay 23 and returned it 8 yards to the 31.

53 Nick Perry, LB, 7th Year, Southern California

- Leads the Packers with 19 sacks over the last two seasons. Registered a two-sack game in each of the last five seasons (2013-2017), the only Packer to do so over that span.

- Played in 12 games with 11 starts in 2017 and finished No. 2 on the team with seven sacks, No. 4 on the team with eight tackles for a loss and led the team in both QB hits (16) and QB pressures (22).

- Appeared in 14 games with 12 starts in 2016 and led the team with a career-high 11 sacks, which was tied for No. 8 in the NFL. Also posted a career-best 60 tackles (43 solo), 15 QB hits (No. 2 on the team), four passes defended and the first INT of his career.

- His seven career postseason sacks rank No. 3 in franchise history (since 1982) behind LB Clay Matthews (11) and DE Reggie White (eight). Since entering the league in 2012, ranks No. 1 in the NFL with seven sacks in the playoffs over that span.

2018 SEASON: Has started both games at OLB and has recorded six tackles (all solo), a sack, two tackles for a loss, a forced fumble, two QB pressures and a pass defended.

►**Vs. Chicago (Sept. 9):** Started and played 41 snaps, posting four tackles (all solo), two tackles for a loss, a sack and two QB pressures...On fourth-and-10 with just over a minute remaining and the Packers leading, 24-23, fought off a block from T Charles Leno Jr. to sack QB Mitchell Trubisky, punching the ball out as DL Kenny Clark recovered the fumble at the Chicago 39 to seal the 24-23 win.

►**Vs. Minnesota (Sept. 16):** Started and played 40 snaps, finishing with two tackles (both solo) and a pass defended.

12 Aaron Rodgers, QB, 14th Year, California

- Ranks No. 1 in NFL history (min. 1,500 attempts) in career passer rating (103.9), interception percentage (1.57) and TD/INT ratio (4.06, 317/78).

- Has posted six seasons (2009, 2011-12, 2014-16) with 500-plus passing attempts and eight or fewer INTs, the most in NFL history ahead of Patriots QB Tom Brady (four), Redskins QB Alex Smith (two) and nine QBs (one).

- Has been named the NFL's Most Valuable Player by *The Associated Press* twice in his career (2011, 2014), one of only eight players in league history to win the award multiple times.

- Is the only quarterback in league history to record a 100-plus passer rating in six consecutive seasons (2009-14), with no other QB doing so in more than four straight seasons. Has posted a 100-plus rating in seven seasons (2009-14, 2016), tied with Saints QB Drew Brees for the most in NFL history.

- Is one of only four QBs in NFL annals with 35,000-plus passing yards and 2,500-plus rushing yards (Fran Tarkenton, John Elway, Donovan McNabb).

- Is the lone QB in NFL history to throw 40-plus TD passes with seven or fewer INTs in a season, having done it twice in his career (45/6 in 2011, 40/7 in 2016).

- In 143 career regular-season starts (since 2008), has posted 52 games with 300-plus passing yards (No. 4 in the NFL over that span), 83 without an interception (No. 2, min. 15 attempts) and 79 with a 100-plus passer rating (No. 2).

- Has been selected to the Pro Bowl in six of the last nine seasons (2009, 2011-12, 2014-16).

- In the franchise record books, holds seven of the top eight single-season marks for passer rating (2009-14, 2016), four of the top six for passing TDs (2011-12, 2014, 2016), six of the top seven for completion percentage (2010-14, 2016) and four of the top six for passing yards (2009, 2011, 2014, 2016).

2018 SEASON: Has started both games and has completed 50 of 72 passes (69.4 percent) for 567 yards and four TDs with no INTs for a 111.3 passer rating...Ranks No. 5 in the league in passer rating and No. 8 in the NFL in completion percentage.

►**Vs. Chicago (Sept. 9):** Completed 20 of 30 passes (66.7 percent) for 286 yards and three TDs with no INTs for a 130.7 passer rating as he led the Packers to the second-largest comeback win in Lambeau Field history after Green Bay trailed 20-0 late in the third quarter...It marked the first time in team annals that the Packers won a game after trailing by 17-plus points entering the fourth quarter...It marked his sixth regular-season game since 2008 with a 125-plus rating against the Bears, the most in the league over that span with no other QB posting more than one 125-plus game against Chicago...With just over nine minutes remaining in the second quarter, sustained a knee injury when he was sacked by DE Roy Robertson-Harris at the Green Bay 27...Was sidelined for the final three drives of the first half, but returned to the field for the second half...Completed 17 of 23 passes for 273 yards and three TDs in the second half (152.7 rating), with all three of his TD passes coming in the fourth quarter, a career high...Early in the fourth quarter, connected with WR Geronimo Allison on a 39-yard TD pass, lofting the ball to Allison in the right corner of the end zone over CB Kyle Fuller...On the next drive, found WR Davante Adams for a 51-yard completion to the Chicago 24 and then connected with him again three plays later for a 12-yard TD pass...Led the offense to a third straight TD drive, with all three taking less than three minutes, threading the ball to WR Randall Cobb on a short pass over the middle as Cobb took it down the middle of the field for a game-winning 75-yard TD with 2:13 remaining...It marked his 10th TD pass of 75-plus yards since 2008, tied with Giants QB Eli Manning for the most in the league over that span.

►**Vs. Minnesota (Sept. 16):** Playing with a brace on his injured left knee, completed 30 of 42 passes (71.4 percent) for 281 yards and a TD with no INTs for a 97.4 rating...Also rushed three times for 8 yards (2.7 avg.), including a 7-yard run late in the first quarter on a third-and-7...Completed passes to eight different receivers, with three players recording 60-plus receiving yards for the second straight game (TE Jimmy Graham, 6-95; Adams, 8-64; Allison, 6-64).

6 JK Scott, P, Rookie, Alabama

- Holds University of Alabama records for career punting yards (11,074), attempts (243) and average yards per punt (45.6).

- Selected to an All-American team in three of his four seasons at Alabama, earning first-team honors in 2014 and second-team honors in '16 and '17.

- Voted first-team All-Southeastern Conference by the coaches three times (2014, 2016-17).

2018 SEASON: Has played in both games, averaging 50.1 yards on nine punts with a 41.4-yard net average...Has played three punts inside the 20 with one touchback...Ranks No. 11 in the NFL in gross punting average.

►**Vs. Chicago (Sept. 9):** Punted four times in his NFL debut, recording a 48.0-yard gross average with a net average of 36.8...Placed one punt inside the 20 and had a long of 58 yards.

►**Vs. Minnesota (Sept. 16):** Averaged 51.8 yards with a net average of 45.2 yards on five punts, the first Green Bay punter to average 50-plus

yards in a game (min. four punts) since Tim Masthay on Dec. 20, 2015, at Oakland (4-211, 52.8 avg.)...Boomed a career-long 63-yard punt in the second quarter, the longest by a Packer since P Jacob Schum's 65-yarder vs. Indianapolis on Nov. 6, 2016.

78 Jason Spriggs, T, 3rd Year, Indiana

- Appeared in seven games and started five contests at right tackle in 2017, the first starts at that position in his NFL career, before sustaining a season-ending knee injury vs. Minnesota in Week 16.

- Played in all 16 games with two starts (at right guard) as a rookie in 2016. Also saw time at both tackle spots in 2016.

- Was the only Green Bay rookie on the offensive side of the ball to appear in all 16 regular-season contests in 2016.

2018 SEASON: Has appeared in both games, seeing time on special teams.

►**Vs. Chicago (Sept. 9):** Appeared on four plays on special teams.

►**Vs. Minnesota (Sept. 16):** Played nine snaps on special teams.

19 Equanimeous St. Brown, WR, Rookie, Notre Dame

- Started 25 of the 32 games he played in over three seasons at Notre Dame, catching 92 passes for 1,484 yards (16.1 avg.) and 13 touchdowns.

- Named Notre Dame's Offensive Player of the Year as a sophomore in 2016 after leading the Irish with 58 receptions for 961 yards (16.5 avg.) and nine TDs.

- In 2016, ranked No. 6 in receiving yards, tied for No. 6 in TD receptions and No. 7 in receiving yards per game (80.1) among FBS freshmen and sophomores.

2018 SEASON: Has played in one game and was inactive for the other.

►**Vs. Chicago (Sept. 9):** Played two snaps on special teams in his NFL debut.

►**Vs. Minnesota (Sept. 16):** Inactive (healthy scratch).

65 Lane Taylor, G, 6th Year, Oklahoma State

- Started all 31 games he played in during the 2016-17 seasons, the most by a Green Bay offensive lineman over that span. Has opened games at three different spots on the offensive line (31 at LG, two at LT, one at RG) during his career.

- In his first two seasons as a starter (2016-17), helped the Packers rank No. 4 in the NFL over that span with an average of 4.51 yards per carry.

- Started all 15 games he appeared in last season, opening 13 at LG and two at LT, the first starts of his career at LT.

- Started a career-high 16 games at LG in 2016, one of three Green Bay linemen (David Bakhtiari, Bryan Bulaga) to open every game on the season.

2018 SEASON: Has started both games at LG.

►**Vs. Chicago (Sept. 9):** Started at LG and played all 60 snaps, helping to protect QB Aaron Rodgers as he connected on 20 of 30 passes (66.7 percent) for 286 yards and three TDs with no INTs for a 130.7 passer rating...Part of a line that did not allow a sack in the second half.

►**Vs. Minnesota (Sept. 16):** Started at LG and appeared on all 77 snaps, blocking for Rodgers as he completed 30 of 42 passes (71.4 percent) for 281 yards and a TD with no INTs for a 97.4 rating.

85 Robert Tonyan, TE, 1st Year, Indiana State

- Spent the final four weeks of the 2017 season on Green Bay's practice squad. Entered the league as an undrafted free agent with the Detroit Lions in 2017.

- Finished his four-year career at Indiana State as the program's leader in career touchdown receptions (20), single-season touchdown receptions (10, 2016) and most consecutive games with a reception (21, 2015-16). Also ranks No. 2 in school history with 2,047 receiving yards.

- Earned second-team All-Missouri Valley Football Conference honors as a senior WR in 2016 after leading the team in receptions (56), receiving yards (699) and receiving TDs (10).

2018 SEASON: Has played in both games, seeing time on special teams...Has registered one tackle on special teams.

►**Vs. Chicago (Sept. 9):** Appeared on 11 snaps on special teams in his NFL debut.

►**Vs. Minnesota (Sept. 16):** Played 16 snaps on special teams and posted a tackle.

56 Korey Toomer, LB, 5th Year, Idaho

• Signed with the Packers as a free agent on Sept. 3 after spending the off-season and preseason with the San Francisco 49ers. Played in 46 games with 16 starts from 2014-17 and registered 115 total tackles (68 solo), two sacks, an interception he returned 59 yards for a touchdown, five forced fumbles, a fumble recovery and 14 special teams tackles.

• Was originally drafted by the Seattle Seahawks in the fifth round (No. 154 overall) of the 2012 NFL Draft out of the University of Idaho. Toomer spent a few weeks of his rookie season on Seattle's practice.

• Appeared in one game for the Dallas Cowboys and seven games for the St. Louis Rams in 2014. Played in 10 games for the Oakland Raiders in 2015 and appeared in 28 contests with 16 starts for the San Diego/Los Angeles Chargers in 2016-17.

2018 SEASON: Has appeared in both games, seeing time on defense and special teams...Has posted three tackles (two solo) on defense and a tackle on special teams.

►**Vs. Chicago (Sept. 9):** Played 19 snaps on special teams in his Green Bay debut.

►**Vs. Minnesota (Sept. 16):** Appeared on seven plays on defense and 22 on special teams...Recorded three tackles (two solo) on defense and a tackle on special teams.

83 Marquez Valdes-Scantling, WR, Rookie, South Florida

• Posted an average of 17.3 yards per catch on his 75 receptions at South Florida, the top mark in school history (min. 70 receptions).

• Set the school single-season record with 879 yards on a team-high 53 receptions (16.6 avg.) with six touchdowns for the Bulls as a senior in 2017.

• Ranks No. 10 in school history for career receiving yards (1,294) and No. 6 in TD catches (11) despite only playing two seasons for the Bulls.

2018 SEASON: Has played in both games...Has one catch for 3 yards and one kickoff return for 21 yards.

►**Vs. Chicago (Sept. 9):** Played two snaps on offense and 11 on special teams in his NFL debut...Returned one kickoff for 21 yards.

►**Vs. Minnesota (Sept. 16):** Appeared on six plays on offense and seven on special teams...Posted his first NFL reception, hauling in a 3-yard pass near the sideline from QB Aaron Rodgers in the first quarter.

35 Jermaine Whitehead, S, 2nd Year, Auburn

• After spending the first six games of the 2017 season on Green Bay's practice squad, was signed to the active roster and played in 10 contests, seeing time on defense and special teams. Was tied for No. 2 on the team with six special teams tackles.

• Played in two games for the Packers in 2016 while spending 14 regular-season games and three postseason contests on Green Bay's practice squad.

• Originally signed by San Francisco as an undrafted free agent on May 5, 2015, and spent most of his rookie season on the 49ers' practice squad before being signed to the Baltimore Ravens' active roster on Dec. 23, where he was inactive for the final two games.

2018 SEASON: Has played in both games, seeing time on defense and special teams...Has posted four tackles (all solo) on defense and is tied for the team lead with two passes defended...Leads the team with two tackles on special teams.

►**Vs. Chicago (Sept. 9):** Appeared on 25 snaps on defense and a team-high 23 on special teams...Posted a solo tackle and a pass defended...Led the team with two tackles on special teams, including a stop of RB Benny Cunningham at the Chicago 18 on a kickoff return after the Packers had taken a 24-23 lead with just over two minutes remaining.

►**Vs. Minnesota (Sept. 16):** Played 25 snaps on defense and a team-

high 29 on special teams...Registered three tackles (all solo) and a pass defended on defense, breaking up a pass in the flat intended for RB Dalvin Cook late in the fourth quarter.

96 Muhammad Wilkerson, DL, 8th Year, Temple

• The former Pro Bowler (2015) and second-team All-Pro member (*The Associated Press* in 2013 and 2015) joins the Packers after spending the first seven seasons of his career with the N.Y. Jets, who selected him in the first round (No. 30 overall) of the 2011 NFL Draft.

• Registered three-plus sacks and at least one forced fumble in six different seasons, tied for the most among defensive linemen since 2011.

• From 2011-17, was part of a defense that ranked No. 4 in the league over that span in opponent rushing average (3.84). Helped the Jets rank No. 6 in the league (103.7 ypg) in run defense from 2011-17.

• Has registered 50-plus tackles in each of his seven seasons, including 90-plus tackles twice (90 in 2012 and 91 in 2013).

2018 SEASON: Has started both games and has posted five tackles (four solo), a tackle for a loss and two QB hits.

►**Vs. Chicago (Sept. 9):** Started and played 43 snaps in his Green Bay debut, finishing with four tackles (three solo), a tackle for a loss and a QB hit.

►**Vs. Minnesota (Sept. 16):** Started and played 49 snaps, posting a solo tackle and a QB hit...Part of a line that helped limit the Vikings to just 68 yards on 18 carries (3.8 avg.).

30 Jamaal Williams, RB, 2nd Year, Brigham Young

• Rushed for a team-high 556 yards last season, the fourth most by a Green Bay rookie in team history, and four TDs on 153 carries (3.6 avg.).

• Added 262 receiving yards and two TDs on 25 catches (10.5 avg.), the most receiving yards by a Green Bay rookie running back since Keith Woodside totaled 352 yards in 1988.

• Became the first rookie in team history to register a rushing TD/receiving TD in two games (Week 12 at Pittsburgh, Week 14 at Cleveland).

• After moving into the starting lineup in Week 11, posted 672 yards from scrimmage over that span (No. 11 in the NFL) and 455 rushing yards (No. 10). Registered 100-plus yards from scrimmage in four of the final six games.

2018 SEASON: Has started both games and leads the team with 106 rushing yards on 31 carries (3.4 avg.)...Also has three receptions for 12 yards (4.0 avg.)

►**Vs. Chicago (Sept. 9):** Started and led the team with 47 rushing yards on 15 carries (3.1 avg.)...Had a key blitz pickup on QB Aaron Rodgers' 51-yard completion to WR Davante Adams in the fourth quarter, stuffing LB Danny Trevathan as he came up the middle to give Rodgers a clean look on the big gain.

►**Vs. Minnesota (Sept. 16):** Started and rushed for a team-high 59 yards on 16 carries (3.7 avg.), picking up a career-high six first downs... Also caught three passes for 12 yards (4.0 avg.).

38 Tramon Williams, CB, 12th Year, Louisiana Tech

• Has 32 career interceptions, tied for No. 4 among active NFL players. Is the only active player in the NFL to have at least one interception in each of the last 11 seasons (2007-17).

• Returns to the Packers after spending the last three seasons with the Cleveland Browns (2015-16) and Arizona Cardinals (2017). The former undrafted free agent and practice-squad player appeared in 127 regular-season games for the Packers from 2007-14.

• Has three career TDs, including INT returns of 43 yards (2011) and 70 yards (2010 postseason) and a 94-yard punt return (2007).

• Ranked No. 1 in the NFL with a combined nine interceptions in 2010 (six in regular season, three in postseason) and was chosen for the Pro Bowl as an injury replacement.

• Was the only undrafted free agent in the NFL to post four-plus INTs each season from 2008-11. Was tied for No. 4 in the NFL with 19 INTs over that span.

2018 SEASON: Has started both games and is tied for No. 3 on the team with 13 tackles (10 solo).

▶**Vs. Chicago (Sept. 9):** Started and played all 70 snaps, one of five Green Bay defenders to do so...Finished third on the team with seven tackles (five solo).

▶**Vs. Minnesota (Sept. 16):** Started and was one of four Green Bay defensive players to appear on all 73 snaps...Finished with six tackles (five solo).

National Football League Game Summary

NFL Copyright © 2018 by The National Football League. All rights reserved. This summary and play-by-play is for the express purpose of assisting media in their coverage of the game; any other use of this material is prohibited without the written permission of the National Football League. Updated: 9/17/2018

Date: Sunday, 9/16/2018

Minnesota Vikings at Green Bay Packers

Start Time: 12:02 PM CDT

at Lambeau Field, Green Bay, WI

Game Day Weather

Game Weather: Partly Cloudy
 Played Outdoor on Turf: SISGrass

Temp: 80° F (26.7° C) Humidity: 71%, Wind: S 5 mph

Officials

Referee: Corrente, Tony (99)
 Line Judge: Podraza, Tim (47)
 Back Judge: Prukop, Todd (30)

Umpire: Eck, Alan (76)
 Field Judge: Washington, Keith (7)
 Replay Official: Nazzaro, Louis (0)

Down Judge: Turner, Patrick (13)
 Side Judge: Novak, Scott (1)

Lineups

Minnesota Vikings

Green Bay Packers

Offense		Defense	
WR 19	A.Thielen	LE 99	D.Hunter
LT 71	R.Reiff	DT 93	S.Richardson
LG 79	T.Compton	NT 98	L.Joseph
C 61	B.Jones	RE 97	E.Griffen
RG 74	M.Remmers	MLB 54	E.Kendricks
RT 69	R.Hill	SLB 55	A.Barr
TE 82	K.Rudolph	LCB 26	T.Waynes
TE 89	D.Morgan	CB 20	M.Alexander
WR 14	S.Diggs	RCB 29	X.Rhodes
QB 8	K.Cousins	SS 34	A.Sendejo
HB 33	D.Cook	FS 22	H.Smith

Offense		Defense	
WR 18	R.Cobb	DE 96	M.Wilkerson
LT 69	D.Bakhtiari	NT 97	K.Clark
LG 65	L.Taylor	DE 76	M.Daniels
C 63	C.Linsley	OLB 52	C.Matthews
RG 64	J.McCray	ILB 50	B.Martinez
RT 75	B.Bulaga	ILB 44	A.Morrison
TE 80	J.Graham	OLB 53	N.Perry
WR 17	D.Adams	CB 38	T.Williams
WR 81	G.Allison	CB 20	K.King
QB 12	A.Rodgers	S 21	H.Clinton-Dix
RB 30	J.Williams	S 29	K.Brice

Substitutions

Substitutions

P 6 M.Wile, K 7 D.Carlson, WR 11 L.Treadwell, WR 13 S.Coley, WR 15 B.Zylstra, CB 21 M.Hughes, S 23 G.Iloka, CB 24 H.Hill, RB 25 L.Murray, S 27 J.Kearse, FB 30 C.Ham, CB 35 M.Sherels, S 41 A.Harris, LB 42 B.Gedeon, LS 47 K.McDermott, LB 50 E.Wilson, LB 57 D.Downs, G 63 D.Isidora, T 75 B.O'Neill, TE 83 T.Conklin, DE 91 S.Weatherly, DT 94 J.Johnson, DT 95 D.Parry

K 2 M.Crosby, P 6 J.Scott, RB 22 D.Jackson, CB 23 J.Alexander, CB 31 D.House, S 35 J.Whitehead, CB 37 J.Jackson, LS 43 H.Bradley, LB 51 K.Fackrell, LB 54 J.Crawford, LB 56 K.Toomer, G 62 L.Patrick, T/G 74 B.Bell, T 78 J.Spriggs, WR 83 M.Valdes-Scantling, TE 84 L.Kendricks, TE 85 R.Tonyan, RB 88 T.Montgomery, TE 89 M.Lewis, DL 90 M.Adams, LB 93 R.Gilbert, DL 94 D.Lowry

Did Not Play

Did Not Play

QB 3 T.Siemian

QB 8 T.Boyle, QB 9 D.Kizer

Not Active

Not Active

QB 1 K.Sloter, RB 32 R.Thomas, RB 44 M.Boone, C 65 P.Elflein, G 78 B.Witzmann, DE 90 T.Bower, DT 92 J.Holmes

WR 19 E.St. Brown, S 27 J.Jones, S 36 R.Greene, CB 39 D.Burton, LB 42 O.Burks, T/G 70 A.Light, WR 82 J.Moore

Field Goals (made () & missed)

		D.Carlson					M.Crosby					
		48WR	49WR	35WR			(37)	(40)	(31)	(48)	(36)	52WL
		1	2	3	4	OT	Total					
VISITOR:	Minnesota Vikings	7	0	0	22	0	29					
HOME:	Green Bay Packers	7	10	3	9	0	29					

Scoring Plays

Team	Qtr	Time	Play Description (Extra Point) (Drive Info)	Visitor	Home
Packers	1	7:28	J.Jackson blocked punt recovery in end zone (M.Crosby kick)	0	7
Vikings	1	3:04	L.Treadwell 14 yd. pass from K.Cousins (D.Carlson kick) (8-57, 4:24)	7	7
Packers	2	12:28	D.Adams 9 yd. pass from A.Rodgers (M.Crosby kick) (11-75, 5:36)	7	14
Packers	2	0:00	M.Crosby 37 yd. Field Goal (5-43, 1:37)	7	17
Packers	3	6:32	M.Crosby 40 yd. Field Goal (10-67, 5:04)	7	20
Vikings	4	14:17	S.Diggs 3 yd. pass from K.Cousins (D.Carlson kick) (9-71, 4:02)	14	20
Packers	4	7:35	M.Crosby 31 yd. Field Goal (10-62, 6:42)	14	23
Vikings	4	7:18	S.Diggs 75 yd. pass from K.Cousins (D.Carlson kick) (2-75, 0:17)	21	23
Packers	4	2:13	M.Crosby 48 yd. Field Goal (10-39, 5:05)	21	26

National Football League Game Summary

NFL Copyright © 2018 by The National Football League. All rights reserved. This summary and play-by-play is for the express purpose of assisting media in their coverage of the game; any other use of this material is prohibited without the written permission of the National Football League. Updated: 9/17/2018

Packers	4	1:45	M.Crosby 36 yd. Field Goal (4--5, 0:19)	21	29
Vikings	4	0:31	A.Thielen 22 yd. pass from K.Cousins (K.Cousins-S.Diggs pass) (8-75, 1:14)	29	29
Paid Attendance: 78,461				Time: 3:37	

Minnesota Vikings vs Green Bay Packers
9/16/2018 at Lambeau Field

Final Individual Statistics

Minnesota Vikings

Green Bay Packers

Minnesota Vikings							Green Bay Packers										
RUSHING	ATT	YDS	AVG	LG	TD		RUSHING	ATT	YDS	AVG	LG	TD					
D.Cook	10	38	3.8	9	0		J.Williams	16	59	3.7	11	0					
L.Murray	4	19	4.8	9	0		T.Montgomery	5	31	6.2	16	0					
K.Cousins	2	5	2.5	4	0		A.Rodgers	3	8	2.7	7	0					
C.Ham	1	5	5.0	5	0												
S.Diggs	1	1	1.0	1	0												
Total	18	68	3.8	9	0		Total	24	98	4.1	16	0					
PASSING	ATT	CMP	YDS	SK/YD	TD	LG	IN	RT	PASSING	ATT	CMP	YDS	SK/YD	TD	LG	IN	RT
K.Cousins	48	35	425	2/13	4	75	1	118.8	A.Rodgers	42	30	281	4/28	1	34	0	97.4
Total	48	35	425	2/13	4	75	1	118.8	Total	42	30	281	4/28	1	34	0	97.4
PASS RECEIVING	TAR	REC	YDS	AVG	LG	TD			PASS RECEIVING	TAR	REC	YDS	AVG	LG	TD		
A.Thielen	13	12	131	10.9	25	1			D.Adams	12	8	64	8.0	16	1		
S.Diggs	13	9	128	14.2	75	2			J.Graham	8	6	95	15.8	34	0		
K.Rudolph	8	7	72	10.3	23	0			G.Allison	6	6	64	10.7	22	0		
D.Cook	5	3	52	17.3	24	0			R.Cobb	6	4	30	7.5	14	0		
L.Treadwell	6	2	23	11.5	14	1			J.Williams	4	3	12	4.0	7	0		
D.Morgan	2	2	19	9.5	13	0			T.Montgomery	2	1	9	9.0	9	0		
S.Coley	1	0	0	0.0	0	0			L.Kendricks	1	1	4	4.0	4	0		
									M.Valdes-Scantling	1	1	3	3.0	3	0		
									M.Lewis	1	0	0	0.0	0	0		
Total	48	35	425	12.1	75	4			Total	41	30	281	9.4	34	1		
INTERCEPTIONS	NO	YDS	AVG	LG	TD				INTERCEPTIONS	NO	YDS	AVG	LG	TD			
Total	0	0	0	0	0	0			H.Clinton-Dix	1	24	24.0	24	0			
									Total	1	24	24.0	24	0			
PUNTING	NO	YDS	AVG	NET	TB	IN20	LG		PUNTING	NO	YDS	AVG	NET	TB	IN20	LG	
M.Wile	4	204	51.0	36.8	1	2	58		J.Scott	5	259	51.8	45.2	1	2	63	
[BLOCKED]	1	0		0.0	0	0	0										
Total	5	204	40.8	36.8	1	2	58		Total	5	259	51.8	45.2	1	2	63	
PUNT RETURNS	NO	YDS	AVG	FC	LG	TD			PUNT RETURNS	NO	YDS	AVG	FC	LG	TD		
M.Sherels	1	13	13.0	2	13	0			R.Cobb	2	0	0.0	1	0	0		
[DOWNED]	1	0	0.0	0	0	0			[TOUCHBACK]	1	0	0.0	0	0	0		
[TOUCHBACK]	1	0	0.0	0	0	0											
Total	1	13	13.0	2	13	0			Total	2	0	0.0	1	0	0		
KICKOFF RETURNS	NO	YDS	AVG	FC	LG	TD			KICKOFF RETURNS	NO	YDS	AVG	FC	LG	TD		
M.Hughes	1	46	46.0	0	46	0			L.Patrick	1	8	8.0	0	8	0		
H.Hill	1	28	28.0	0	28	0			[TOUCHBACK]	4	0	0.0	0	0	0		
[TOUCHBACK]	6	0	0.0	0	0	0											
Total	2	74	37.0	0	46	0			Total	1	8	8.0	0	8	0		

Minnesota Vikings

FUMBLES	FUM	LOST	OWN-REC	YDS	TD	FORCED	OPP-REC	YDS	TD	OUT-BDS
Total	0	0	0	0	0	0	0	0	0	0

Green Bay Packers

FUMBLES	FUM	LOST	OWN-REC	YDS	TD	FORCED	OPP-REC	YDS	TD	OUT-BDS
R.Cobb	1	0	1	0	0	0	0	0	0	0
A.Rodgers	1	0	1	0	0	0	0	0	0	0
Total	2	0	2	0	0	0	0	0	0	0

Minnesota Vikings vs Green Bay Packers
9/16/2018 at Lambeau Field

Final Team Statistics

	Visitor Vikings	Home Packers
TOTAL FIRST DOWNS	24	24
By Rushing	3	9
By Passing	20	11
By Penalty	1	4
THIRD DOWN EFFICIENCY	7-14-50%	4-13-31%
FOURTH DOWN EFFICIENCY	0-0-0%	0-0-0%
TOTAL NET YARDS	480	351
Total Offensive Plays (inc. times thrown passing)	68	70
Average gain per offensive play	7.1	5.0
NET YARDS RUSHING	68	98
Total Rushing Plays	18	24
Average gain per rushing play	3.8	4.1
Tackles for a loss-number and yards	0-0	2-4
NET YARDS PASSING	412	253
Times thrown - yards lost attempting to pass	2-13	4-28
Gross yards passing	425	281
PASS ATTEMPTS-COMPLETIONS-HAD INTERCEPTED	48-35-1	42-30-0
Avg gain per pass play (inc.# thrown passing)	8.2	5.5
KICKOFFS Number-In End Zone-Touchbacks	5-4-4	8-7-6
PUNTS Number and Average	5-40.8	5-51.8
Had Blocked	1	0
FGs - PATs Had Blocked	0-0	0-0
Net Punting Average	36.8	45.2
TOTAL RETURN YARDAGE (Not Including Kickoffs)	13	24
No. and Yards Punt Returns	1-13	2-0
No. and Yards Kickoff Returns	2-74	1-8
No. and Yards Interception Returns	0-0	1-24
PENALTIES Number and Yards	8-70	7-54
FUMBLES Number and Lost	0-0	2-0
TOUCHDOWNS	4	2
Rushing	0	0
Passing	4	1
Other (Blocked Kicks, etc.)	0	1
EXTRA POINTS Made-Attempts	4-4	2-2
Kicking Made-Attempts	3-3	2-2
Passing Made-Attempts	1-1	0-0
FIELD GOALS Made-Attempts	0-3	5-6
RED ZONE EFFICIENCY	2-3-67%	1-5-20%
GOAL TO GO EFFICIENCY	1-1-100%	1-1-100%
SAFETIES	0	0
FINAL SCORE	29	29
TIME OF POSSESSION	31:52	38:08

Minnesota Vikings vs Green Bay Packers
9/16/2018 at Lambeau Field

Ball Possession And Drive Chart

Minnesota Vikings

#	Time Recd	Time Lost	Time Poss	How Ball Obtained	Drive Began	# Play	Yds Gain	Yds Pen	Net Yds	1st Down	Last Scrm	How Given Up
1	10:40	7:28	3:12	Punt	MIN 8	4	17	-10	7	1	MIN 15	Blocked Punt
2	7:28	3:04	4:24	Kickoff	MIN 43	8	57	0	57	3	* GB 14	Touchdown
3	12:28	9:51	2:37	Kickoff	MIN 25	4	22	-5	17	1	MIN 42	Punt
4	8:21	6:30	1:51	Punt	MIN 19	5	24	0	24	1	MIN 43	Punt
5	4:25	1:37	2:48	Punt	MIN 46	7	34	-10	24	1	GB 30	Missed FG
6	15:00	11:36	3:24	Kickoff	MIN 25	5	13	0	13	1	MIN 38	Punt
7	6:32	4:54	1:38	Kickoff	MIN 25	3	5	0	5	0	MIN 30	Punt
8	3:19	14:17	4:02	Punt	MIN 29	9	71	0	71	4	* GB 3	Touchdown
9	7:35	7:18	0:17	Kickoff	MIN 25	2	75	0	75	1	MIN 25	Touchdown
10	2:13	2:04	0:09	Kickoff	MIN 25	1	0	0	0	0	MIN 25	Interception
11	1:45	0:31	1:14	Kickoff	MIN 25	8	60	15	75	5	GB 22	Touchdown
12	10:00	7:32	2:28	Kickoff	MIN 30	7	39	0	39	2	GB 31	Missed FG
13	3:48	0:00	3:48	Punt	MIN 20	8	63	0	63	4	* GB 17	Missed FG

(345) Average MIN 27

Green Bay Packers

#	Time Recd	Time Lost	Time Poss	How Ball Obtained	Drive Began	# Play	Yds Gain	Yds Pen	Net Yds	1st Down	Last Scrm	How Given Up
1	15:00	10:40	4:20	Kickoff	GB 25	7	23	0	23	2	GB 48	Punt
2	3:04	12:28	5:36	Kickoff	GB 25	11	70	5	75	6	* MIN 9	Touchdown
3	9:51	8:21	1:30	Punt	GB 20	3	3	-5	-2	0	GB 18	Punt
4	6:30	4:25	2:05	Punt	GB 9	3	3	-4	-1	0	GB 8	Punt
5	1:37	0:00	1:37	Missed FG	GB 38	5	28	15	43	3	* MIN 19	Field Goal
6	11:36	6:32	5:04	Punt	GB 11	10	62	5	67	3	* MIN 22	Field Goal
7	4:54	3:19	1:35	Punt	GB 24	3	1	0	1	0	GB 25	Punt
8	14:17	7:35	6:42	Kickoff	GB 25	10	57	5	62	4	* MIN 13	Field Goal
9	7:18	2:13	5:05	Kickoff	GB 31	10	49	-10	39	3	MIN 30	Field Goal
10	2:04	1:45	0:19	Interception	MIN 13	4	0	-5	-5	0	* MIN 18	Field Goal
11	0:31	0:00	0:31	Kickoff	GB 25	5	41	0	41	2	MIN 34	Missed FG
12	7:32	3:48	3:44	Missed FG	GB 39	5	14	0	14	1	MIN 47	Punt

(359) Average GB 30

* inside opponent's 20

Time of Possession by Quarter		1st	2nd	3rd	4th	OT	Total
Visitor	Minnesota Vikings	7:36	7:16	8:21	2:23	6:16	31:52
Home	Green Bay Packers	7:24	7:44	6:39	12:37	3:44	38:08
Kickoff Drive No.-Start Average		Vikings: 8 - MIN 28			Packers: 5 - GB 28		

Minnesota Vikings vs Green Bay Packers
9/16/2018 at Lambeau Field

Final Defensive Statistics

Minnesota Vikings	Regular Defensive Plays											Special Teams					Misc			
	TKL	AST	COMB	SK	/ YDS	TFL	Q	IN	PD	FF	FR	TKL	AST	FF	FR	BL	TKL	AST	FF	FR
X.Rhodes	8	0	8	0	0	0	0	0	0	0	0	0	0	0	0	0	0	0	0	0
A.Sendejo	7	1	8	0	0	0	0	0	0	0	0	0	0	0	0	0	0	0	0	0
H.Smith	6	2	8	0	0	1	0	0	0	0	0	0	0	0	0	0	0	0	0	0
E.Kendricks	2	6	8	0	0	0	0	0	0	0	0	0	0	0	0	0	0	0	0	0
M.Alexander	7	0	7	1	7	1	1	0	0	0	0	0	0	0	0	0	0	0	0	0
A.Barr	4	2	6	0	0	0	0	0	0	0	0	0	0	0	0	0	0	0	0	0
T.Waynes	5	0	5	0	0	0	0	0	0	0	0	0	0	0	0	0	0	0	0	0
D.Hunter	4	1	5	1	8	1	1	0	0	0	0	0	0	0	0	0	0	0	0	0
L.Joseph	4	0	4	0	0	1	0	0	0	0	0	0	0	0	0	0	0	0	0	0
S.Weatherly	2	0	2	0	0	0	1	0	0	0	0	0	0	0	0	0	0	0	0	0
D.Parry	1	1	2	1	6	1	1	0	0	0	0	0	0	0	0	0	0	0	0	0
E.Griffen	1	1	2	0.5	3.5	0	2	0	0	0	0	0	0	0	0	0	0	0	0	0
S.Richardson	0	2	2	0.5	3.5	0	3	0	0	0	0	0	0	0	0	0	0	0	0	0
J.Johnson	1	0	1	0	0	0	0	0	0	0	0	0	0	0	0	0	0	0	0	0
M.Hughes	1	0	1	0	0	0	0	0	0	0	0	0	0	0	0	0	0	0	0	0
E.Wilson	0	0	0	0	0	0	0	0	0	0	0	1	1	0	0	0	0	0	0	0
J.Kearse	0	0	0	0	0	0	0	0	0	0	0	1	0	0	0	0	0	0	0	0
H.Hill	0	0	0	0	0	0	0	0	0	0	0	0	1	0	0	0	0	0	0	0
D.Cook	0	0	0	0	0	0	0	0	0	0	0	0	0	0	0	0	1	0	0	0
T.Compton	0	0	0	0	0	0	0	0	0	0	0	0	0	0	0	0	0	1	0	0
Total	53	16	69	4	28	5	9	0	0	0	0	2	2	0	0	0	1	1	0	0

TKL = Tackle AST = Assist COMB = Combined QH=QB Hit IN = Interception PD = Pass Defense FF = Forced Fumble FR = Fumble Recovery

Green Bay Packers	Regular Defensive Plays											Special Teams					Misc			
	TKL	AST	COMB	SK	/ YDS	TFL	QH	IN	PD	FF	FR	TKL	AST	FF	FR	BL	TKL	AST	FF	FR
B.Martinez	5	4	9	0	0	0	0	0	1	0	0	0	0	0	0	0	0	0	0	0
J.Alexander	6	1	7	0.5	3	1	1	0	0	0	0	1	0	0	0	0	0	0	0	0
K.Brice	4	2	6	0	0	0	0	0	0	0	0	0	0	0	0	0	0	0	0	0
T.Williams	5	0	5	0	0	0	0	0	0	0	0	0	0	0	0	0	0	0	0	0
K.Clark	2	2	4	1	7	1	1	0	1	0	0	0	0	0	0	0	0	0	0	0
A.Morrison	1	3	4	0	0	0	0	0	0	0	0	0	0	0	0	0	0	0	0	0
H.Clinton-Dix	3	0	3	0	0	0	0	1	1	0	0	0	0	0	0	0	0	0	0	0
J.Jackson	3	0	3	0	0	0	0	0	0	0	0	1	0	0	0	0	0	0	0	0
K.Toomer	3	0	3	0	0	0	0	0	0	0	0	1	0	0	0	0	0	0	0	0
J.Whitehead	2	1	3	0	0	0	0	0	1	0	0	0	0	0	0	0	0	0	0	0
C.Matthews	2	1	3	0	0	0	0	0	0	0	0	0	0	0	0	0	0	0	0	0
K.King	1	2	3	0	0	0	0	0	0	0	0	0	0	0	0	0	0	0	0	0
D.Lowry	2	0	2	0	0	0	0	0	0	0	0	0	0	0	0	0	0	0	0	0
N.Perry	2	0	2	0	0	0	0	0	0	0	0	0	0	0	0	0	0	0	0	0
D.House	1	1	2	0	0	0	0	0	0	0	0	0	0	0	0	0	0	0	0	0
M.Wilkerson	1	0	1	0	0	0	0	0	0	0	0	0	0	0	0	0	0	0	0	0
K.Fackrell	1	0	1	0	0	0	0	0	0	0	0	0	0	0	0	0	0	0	0	0
R.Gilbert	0	1	1	0.5	3	0	3	0	0	0	0	0	0	0	0	0	0	0	0	0
M.Daniels	0	0	0	0	0	0	1	0	0	0	0	0	0	0	0	0	0	0	0	0
R.Cobb	0	0	0	0	0	0	0	0	0	0	0	0	0	0	1	0	0	0	0	0
G.Allison	0	0	0	0	0	0	0	0	0	0	0	0	0	0	1	0	0	0	0	0
A.Rodgers	0	0	0	0	0	0	0	0	0	0	0	0	0	0	0	0	0	0	0	1
Total	44	18	62	2	13	2	6	1	4	0	0	3	0	0	1	1	0	0	0	1

First Quarter

9/16/2018

Play By Play

MIN wins the coin toss and elects to defer. GB elects to Receive, and MIN elects to defend the north goal.

D.Carlson kicks 65 yards from MIN 35 to end zone, Touchback.

Green Bay Packers at 15:00

1-10-GB 25 (15:00) (Shotgun) A.Rodgers pass short left to J.Williams to GB 27 for 2 yards (H.Smith).
 2-8-GB 27 (14:27) (Shotgun) A.Rodgers pass short right to R.Cobb to GB 41 for 14 yards (A.Sendejo). P1
 1-10-GB 41 (13:46) (Shotgun) J.Williams up the middle to GB 49 for 8 yards (H.Smith; A.Barr).
 2-2-GB 49 (13:05) (Shotgun) J.Williams left guard to MIN 48 for 3 yards (D.Hunter). R2
 1-10-MIN 48 (12:22) (Shotgun) A.Rodgers pass incomplete short middle to D.Adams.
 2-10-MIN 48 (12:17) (Shotgun) A.Rodgers sacked at GB 45 for -7 yards (sack split by E.Griffen and S.Richardson).
 Timeout #1 by GB at 11:32.
 3-17-GB 45 (11:32) (Shotgun) A.Rodgers pass short left to J.Williams to GB 48 for 3 yards (L.Joseph).
 4-14-GB 48 (10:48) J.Scott punts 44 yards to MIN 8, Center-H.Bradley, fair catch by M.Sherels.

Minnesota Vikings at 10:40

1-10-MIN 8 (10:40) K.Cousins pass short middle to D.Morgan to MIN 21 for 13 yards (K.King). P1
 1-10-MIN 21 (9:54) D.Cook right end to MIN 19 for -2 yards (B.Martinez; K.Clark).
PENALTY on MIN-R.Hill, Offensive Holding, 10 yards, enforced at MIN 21 - No Play.
 1-20-MIN 11 (9:31) (Shotgun) K.Cousins pass short left to S.Diggs to MIN 12 for 1 yard (M.Wilkerson). GB-K.Clark was injured during the play.
 2-19-MIN 12 (9:04) (Shotgun) D.Cook left end to MIN 21 for 9 yards (J.Jackson).
 3-10-MIN 21 (8:20) (Shotgun) K.Cousins sacked at MIN 15 for -6 yards (sack split by R.Gilbert and J.Alexander).
 4-16-MIN 15 (7:33) **M.Wile punt is BLOCKED by G.Allison, Center-K.McDermott, RECOVERED by GB-J.Jackson at MIN -1. TOUCHDOWN.**

Green Bay Packers at 7:28

M.Crosby extra point is GOOD, Center-H.Bradley, Holder-J.Scott.

MIN 0 GB 7, 0 plays, 0 yards, 0:00 drive , 7:32 elapsed
--

M.Crosby kicks 68 yards from GB 35 to MIN -3. M.Hughes to MIN 43 for 46 yards (J.Jackson).

Minnesota Vikings at 7:28, (1st play from scrimmage 7:21)

1-10-MIN 43 (7:21) (Shotgun) K.Cousins pass short right to A.Thielen to 50 for 7 yards (K.Fackrell, K.Clark).
 2-3-50 (6:41) K.Cousins pass short left to S.Diggs ran ob at GB 32 for 18 yards (T.Williams). P2
 1-10-GB 32 (6:09) D.Cook up the middle to GB 25 for 7 yards (A.Morrison).
 2-3-GB 25 (5:29) D.Cook right tackle to GB 23 for 2 yards (B.Martinez; K.King).
 3-1-GB 23 (5:05) (No Huddle) K.Cousins pass short right to K.Rudolph to GB 21 for 2 yards (K.King; K.Brice). P3
 1-10-GB 21 (4:34) (Shotgun) L.Murray up the middle to GB 19 for 2 yards (K.Toomer).
 2-8-GB 19 (3:50) (Shotgun) K.Cousins pass short middle to A.Thielen to GB 14 for 5 yards (J.Alexander).
 3-3-GB 14 (3:07) (Shotgun) **K.Cousins pass short middle to L.Treadwell for 14 yards, TOUCHDOWN.** P4
 D.Carlson extra point is GOOD, Center-K.McDermott, Holder-M.Wile.

MIN 7 GB 7, 8 plays, 57 yards, 4:24 drive, 11:56 elapsed

D.Carlson kicks 65 yards from MIN 35 to end zone, Touchback.

Green Bay Packers at 3:04

1-10-GB 25 (3:04) (Shotgun) A.Rodgers pass incomplete short right to T.Montgomery.
 2-10-GB 25 (2:59) (Shotgun) A.Rodgers pass short right to M.Valdes-Scantling pushed ob at GB 28 for 3 yards (T.Waynes).
 3-7-GB 28 (2:14) (Shotgun) A.Rodgers scrambles up the middle to GB 35 for 7 yards (H.Smith). R3
 1-10-GB 35 (1:28) (No Huddle) T.Montgomery right end to MIN 49 for 16 yards (H.Smith). R4
 1-10-MIN 49 (:48) (Shotgun) T.Montgomery left end ran ob at MIN 43 for 6 yards (X.Rhodes).
 2-4-MIN 43 (:14) (Shotgun) J.Williams right tackle to MIN 38 for 5 yards (D.Hunter). R5

END OF QUARTER

	Score	Time Poss	First Downs				Efficiencies	
			R	P	X	T	3 Down	4 Down
Minnesota Vikings	7	7:36	0	4	0	4	2/3	0/0
Green Bay Packers	7	7:24	4	1	0	5	1/2	0/0

Second Quarter

9/16/2018

Play By Play

Green Bay Packers continued.

<u>1-10-MIN 38</u>	(15:00) (Shotgun) A.Rodgers pass incomplete deep right to J.Graham.	
2-10-MIN 38	(14:54) (Shotgun) A.Rodgers pass short left to J.Graham to MIN 30 for 8 yards (E.Kendricks).	
3-2-MIN 30	(14:06) (Shotgun) A.Rodgers pass incomplete deep right to R.Cobb. <i>PENALTY on MIN-M.Alexander, Defensive Holding, 5 yards, enforced at MIN 30 - No Play.</i>	X6
<u>1-10-MIN 25</u>	(14:01) (Shotgun) J.Williams up the middle to MIN 22 for 3 yards (S.Weatherly).	
2-7-MIN 22	(13:23) (Shotgun) A.Rodgers pass short left to D.Adams to MIN 9 for 13 yards (X.Rhodes).	P7
<u>1-9-MIN 9</u>	(12:34) (Shotgun) A.Rodgers pass short left to D.Adams for 9 yards, TOUCHDOWN.	P8
	M.Crosby extra point is GOOD, Center-H.Bradley, Holder-J.Scott.	

MIN 7 GB 14, 11 plays, 75 yards, 1 penalty, 5:36 drive, 2:32 elapsed

M.Crosby kicks 65 yards from GB 35 to end zone, Touchback.

Minnesota Vikings at 12:28, (1st play from scrimmage 12:27)

1-10-MIN 25	(12:27) (Shotgun) K.Cousins pass short middle to K.Rudolph to MIN 37 for 12 yards (K.Brice; A.Morrison).	P5
<u>1-10-MIN 37</u>	(11:48) L.Murray up the middle to MIN 42 for 5 yards (K.Clark). <i>PENALTY on MIN-R.Reiff, Illegal Formation, 5 yards, enforced at MIN 37 - No Play.</i>	
1-15-MIN 32	(11:21) (Shotgun) K.Cousins pass short middle to D.Morgan to MIN 38 for 6 yards (A.Morrison; B.Martinez).	
2-9-MIN 38	(10:44) L.Murray left guard to MIN 42 for 4 yards (K.Toomer, K.Clark).	
3-5-MIN 42	(10:04) (Shotgun) K.Cousins pass incomplete deep right to S.Diggs.	
4-5-MIN 42	(9:59) M.Wile punts 58 yards to end zone, Center-K.McDermott, Touchback.	

Green Bay Packers at 9:51

1-10-GB 20	(9:51) (Shotgun) J.Williams left end to GB 20 for no gain (D.Hunter, E.Kendricks).
2-10-GB 20	(9:12) (Shotgun) A.Rodgers pass incomplete deep left to D.Adams.
3-10-GB 20	(9:08) (Shotgun) <i>PENALTY on GB-J.McCray, False Start, 5 yards, enforced at GB 20 - No Play.</i>
3-15-GB 15	(9:08) (Shotgun) A.Rodgers pass short right to J.Graham to GB 18 for 3 yards (M.Alexander).
4-12-GB 18	(8:29) K.Fackrell reported in as eligible. J.Scott punts 63 yards to MIN 19, Center-H.Bradley, fair catch by M.Sherels.

Minnesota Vikings at 8:21

1-10-MIN 19	(8:21) (Shotgun) D.Cook up the middle to MIN 19 for no gain (D.Lowry).	
2-10-MIN 19	(7:39) (Shotgun) K.Cousins pass short middle to D.Cook to MIN 43 for 24 yards (K.Toomer).	P6
<u>1-10-MIN 43</u>	(6:53) K.Cousins pass incomplete deep middle to S.Diggs.	
2-10-MIN 43	(6:47) (Shotgun) K.Cousins pass incomplete short left to D.Cook.	
3-10-MIN 43	(6:44) (Shotgun) K.Cousins pass incomplete short middle to S.Diggs (B.Martinez).	
4-10-MIN 43	(6:38) M.Wile punts 48 yards to GB 9, Center-K.McDermott, fair catch by R.Cobb.	

Green Bay Packers at 6:30

1-10-GB 9	(6:30) (Shotgun) A.Rodgers pass incomplete deep left to J.Graham.
2-10-GB 9	(6:23) (Shotgun) T.Montgomery left tackle to GB 9 for no gain (S.Weatherly).
3-10-GB 9	(5:38) (Shotgun) A.Rodgers pass deep left to D.Adams pushed ob at GB 33 for 24 yards (X.Rhodes). <i>PENALTY on GB-D.Adams, Offensive Pass Interference, 4 yards, enforced at GB 9 - No Play.</i>
3-14-GB 5	(5:09) (Shotgun) A.Rodgers pass short left to R.Cobb to GB 8 for 3 yards (M.Alexander).
4-11-GB 8	(4:37) J.Scott punts 59 yards to MIN 33, Center-H.Bradley. M.Sherels to MIN 46 for 13 yards (K.Toomer).

Minnesota Vikings at 4:25

1-10-MIN 46	(4:25) D.Cook left tackle to GB 47 for 7 yards (A.Morrison). <i>PENALTY on MIN-R.Reiff, Offensive Holding, 10 yards, enforced at MIN 46 - No Play.</i>	
1-20-MIN 36	(4:01) (Shotgun) K.Cousins pass short left to S.Diggs to MIN 41 for 5 yards (T.Williams).	
2-15-MIN 41	(3:22) (Shotgun) K.Cousins pass short left to A.Thielen pushed ob at MIN 49 for 8 yards (T.Williams).	
3-7-MIN 49	(2:35) (Shotgun) K.Cousins pass deep left to A.Thielen pushed ob at GB 35 for 16 yards (H.Clinton-Dix).	P7

Two-Minute Warning

<u>1-10-GB 35</u>	(2:00) (Shotgun) K.Cousins pass incomplete short left to A.Thielen.
2-10-GB 35	(1:56) D.Cook left end to GB 31 for 4 yards (D.Lowry). Timeout #2 by GB at 01:48.
3-6-GB 31	(1:48) (Shotgun) K.Cousins pass short right to A.Thielen to GB 30 for 1 yard (C.Matthews).

Minnesota Vikings vs Green Bay Packers at Lambeau Field

Timeout #3 by GB at 01:42.

4-5-GB 30 (1:42) D.Carlson 48 yard field goal is No Good, Wide Right, Center-K.McDermott, Holder-M.Wile.

Green Bay Packers at 1:37

1-10-GB 38 (1:37) (Shotgun) A.Rodgers pass incomplete deep left to J.Graham [E.Kendricks].

Penalty on MIN-E.Griffen, Defensive Offside, declined.

X9

PENALTY on MIN-E.Kendricks, Roughing the Passer, 15 yards, enforced at GB 38 - No Play.

1-10-MIN 47 (1:32) (Shotgun) A.Rodgers pass short right to T.Montgomery to MIN 38 for 9 yards (E.Kendricks; A.Barr) [S.Richardson].

2-1-MIN 38 (1:02) (No Huddle, Shotgun) T.Montgomery left end to MIN 32 for 6 yards (M.Alexander, E.Kendricks).

R10

1-10-MIN 32 (:29) (No Huddle, Shotgun) A.Rodgers pass short left to D.Adams to MIN 24 for 8 yards (X.Rhodes).

2-2-MIN 24 (:08) (No Huddle, Shotgun) A.Rodgers pass short left to D.Adams ran ob at MIN 19 for 5 yards (X.Rhodes).

P11

1-10-MIN 19 (:02) **M.Crosby 37 yard field goal is GOOD, Center-H.Bradley, Holder-J.Scott.**

MIN 7 GB 17, 5 plays, 43 yards, 1 penalty, 1:37 drive, 15:00 elapsed

END OF QUARTER

	Score	Time Poss	First Downs				Efficiencies	
			R	P	X	T	3 Down	4 Down
Minnesota Vikings	7	7:16	0	3	0	3	1/4	0/0
Green Bay Packers	17	7:44	1	3	2	6	0/2	0/0

Third Quarter

9/16/2018

Play By Play

MIN elects to Receive, and GB elects to defend the goal.

M.Crosby kicks 65 yards from GB 35 to end zone, Touchback.

Minnesota Vikings at 15:00

1-10-MIN 25 (15:00) K.Cousins pass short right to S.Diggs ran ob at MIN 34 for 9 yards (D.House).
 2-1-MIN 34 (14:35) D.Cook up the middle to MIN 39 for 5 yards (N.Perry, D.House). R8
 1-10-MIN 39 (13:56) S.Diggs right end to MIN 40 for 1 yard (K.Brice).
 2-9-MIN 40 (13:13) (Shotgun) K.Cousins pass short middle to A.Thielen to MIN 45 for 5 yards (B.Martinez; C.Matthews).
 3-4-MIN 45 (12:30) (Shotgun) K.Cousins sacked at MIN 38 for -7 yards (K.Clark).
 4-11-MIN 38 (11:47) M.Wile punts 52 yards to GB 10, Center-K.McDermott. R.Cobb MUFFS catch, touched at GB 10, and recovers at GB 11. R.Cobb to GB 11 for no gain (E.Wilson).

Green Bay Packers at 11:36

1-10-GB 11 (11:36) (Shotgun) A.Rodgers pass short right to R.Cobb to GB 15 for 4 yards (A.Sendejo).
 2-6-GB 15 (10:48) (Shotgun) J.Williams up the middle to GB 18 for 3 yards (A.Barr).
 3-3-GB 18 (10:04) (Shotgun) A.Rodgers pass deep left to J.Graham pushed ob at MIN 48 for 34 yards (A.Sendejo). P12
 1-10-MIN 48 (9:25) (Shotgun) A.Rodgers sacked at GB 44 for -8 yards (D.Hunter).
 2-18-GB 44 (8:45) (No Huddle, Shotgun) A.Rodgers pass short right to G.Allison to MIN 49 for 7 yards (T.Waynes).
 3-11-MIN 49 (8:04) (Shotgun) A.Rodgers pass deep middle to D.Adams to MIN 33 for 16 yards (X.Rhodes). P13
PENALTY on MIN-A.Sendejo, Unnecessary Roughness, 15 yards, enforced at MIN 33. X14
 Timeout #1 by GB at 07:30.
 1-10-MIN 18 (7:30) (Shotgun) A.Rodgers pass short left to G.Allison to MIN 12 for 6 yards (X.Rhodes).
 2-4-MIN 12 (6:51) (Shotgun) A.Rodgers pass incomplete short left to M.Lewis [S.Weatherly].
 3-4-MIN 12 (6:47) (Shotgun) A.Rodgers pass short left to J.Graham for 12 yards, TOUCHDOWN NULLIFIED by Penalty.
PENALTY on GB-L.Taylor, Offensive Holding, 10 yards, enforced at MIN 12 - No Play.
 3-14-MIN 22 (6:43) (Shotgun) A.Rodgers pass incomplete deep right to R.Cobb [S.Richardson].
 4-14-MIN 22 (6:36) M.Crosby 40 yard field goal is GOOD, Center-H.Bradley, Holder-J.Scott.

MIN 7 GB 20, 10 plays, 67 yards, 1 penalty, 5:04 drive, 8:28 elapsed
--

M.Crosby kicks 65 yards from GB 35 to end zone, Touchback.

Minnesota Vikings at 6:32

1-10-MIN 25 (6:32) K.Cousins scrambles left end pushed ob at MIN 26 for 1 yard (C.Matthews).
 2-9-MIN 26 (5:56) (Shotgun) K.Cousins pass short left to D.Cook to MIN 30 for 4 yards (B.Martinez).
 3-5-MIN 30 (5:11) (Shotgun) K.Cousins pass incomplete short middle to L.Treadwell [R.Gilbert].
 4-5-MIN 30 (5:04) M.Wile punts 46 yards to GB 24, Center-K.McDermott. R.Cobb pushed ob at GB 24 for no gain (J.Kearse).

Green Bay Packers at 4:54

1-10-GB 24 (4:54) (Shotgun) A.Rodgers pass incomplete short right to R.Cobb.
 2-10-GB 24 (4:51) (Shotgun) A.Rodgers sacked at GB 18 for -6 yards (D.Parry).
 3-16-GB 18 (4:07) (Shotgun) A.Rodgers pass short right to J.Graham pushed ob at GB 25 for 7 yards (T.Waynes).
 4-9-GB 25 (3:32) J.Scott punts 46 yards to MIN 29, Center-H.Bradley, downed by GB-A.Morrison.

Minnesota Vikings at 3:19

1-10-MIN 29 (3:19) (Shotgun) D.Cook right end ran ob at MIN 34 for 5 yards (B.Martinez).
 2-5-MIN 34 (2:49) (Shotgun) K.Cousins pass short right to A.Thielen to MIN 38 for 4 yards (J.Whitehead).
 3-1-MIN 38 (2:08) C.Ham up the middle to MIN 43 for 5 yards (B.Martinez; A.Morrison). MIN-R.Hill was injured during the play. R9
 1-10-MIN 43 (1:40) K.Cousins pass deep right to A.Thielen to GB 37 for 20 yards (J.Alexander). P10
 1-10-GB 37 (1:07) (No Huddle, Shotgun) K.Cousins pass incomplete short right to S.Diggs [R.Gilbert].
 2-10-GB 37 (:59) (Shotgun) K.Cousins pass short middle to L.Treadwell to GB 28 for 9 yards (J.Alexander).
 3-1-GB 28 (:21) K.Cousins pass short right to K.Rudolph to GB 5 for 23 yards (H.Clinton-Dix). P11

END OF QUARTER

	Score	Time Poss	First Downs				Efficiencies	
			R	P	X	T	3 Down	4 Down
Minnesota Vikings	7	8:21	2	2	0	4	2/4	0/0
Green Bay Packers	20	6:39	0	2	1	3	2/4	0/0

Fourth Quarter

9/16/2018

Play By Play

Minnesota Vikings continued.

1-5-GB 5 (15:00) D.Cook up the middle to GB 3 for 2 yards (K.Clark).

2-3-GB 3 (14:21) (Shotgun) K.Cousins pass short left to S.Diggs for 3 yards, TOUCHDOWN.

P12

D.Carlson extra point is GOOD, Center-K.McDermott, Holder-M.Wile.

MIN 14 GB 20, 9 plays, 71 yards, 4:02 drive, 0:43 elapsed

D.Carlson kicks 65 yards from MIN 35 to end zone, Touchback.

Green Bay Packers at 14:17

1-10-GB 25 (14:17) (Shotgun) J.Williams left tackle to GB 27 for 2 yards (J.Johnson).

2-8-GB 27 (13:32) (Shotgun) A.Rodgers pass short middle to R.Cobb to GB 36 for 9 yards (M.Hughes).

P15

1-10-GB 36 (12:54) (Shotgun) A.Rodgers pass deep right intended for R.Cobb INTERCEPTED by H.Smith [E.Griffen] at MIN 29. H.Smith to MIN 40 for 11 yards (J.Williams).

*Penalty on GB-R.Cobb, Illegal Motion, offsetting, enforced at GB 36 - No Play.**Penalty on MIN-H.Smith, Defensive Holding, offsetting.*

1-10-GB 36 (12:37) (Shotgun) A.Rodgers pass short right to G.Allison to MIN 42 for 22 yards (A.Sendejo, E.Kendricks).

P16

1-10-MIN 42 (11:47) (Shotgun) A.Rodgers pass short right to J.Williams pushed ob at MIN 35 for 7 yards (E.Kendricks).

2-3-MIN 35 (11:12) (Shotgun) J.Williams up the middle to MIN 30 for 5 yards (D.Hunter; H.Smith).

R17

1-10-MIN 30 (10:26) (Shotgun) A.Rodgers pass incomplete deep middle to J.Graham.

PENALTY on MIN-S.Richardson, Defensive Offside, 5 yards, enforced at MIN 30 - No Play.

1-5-MIN 25 (10:21) (Shotgun) J.Williams up the middle to MIN 20 for 5 yards (A.Sendejo).

R18

1-10-MIN 20 (9:41) (Shotgun) A.Rodgers scrambles left end pushed ob at MIN 16 for 4 yards (A.Barr).

2-6-MIN 16 (9:03) (Shotgun) A.Rodgers pass short left to L.Kendricks to MIN 12 for 4 yards (H.Smith).

Timeout #2 by GB at 08:16.

3-2-MIN 12 (8:16) (Shotgun) J.Williams right guard to MIN 13 for -1 yards (L.Joseph, E.Kendricks).

4-3-MIN 13 (7:38) M.Crosby 31 yard field goal is GOOD, Center-H.Bradley, Holder-J.Scott.

MIN 14 GB 23, 10 plays, 62 yards, 1 penalty, 6:42 drive, 7:25 elapsed

M.Crosby kicks 65 yards from GB 35 to end zone, Touchback.

Minnesota Vikings at 7:35

1-10-MIN 25 (7:35) (Shotgun) K.Cousins pass incomplete short middle to K.Rudolph (K.Clark).

2-10-MIN 25 (7:29) (Shotgun) K.Cousins pass deep middle to S.Diggs for 75 yards, TOUCHDOWN.

P13

D.Carlson extra point is GOOD, Center-K.McDermott, Holder-M.Wile.

MIN 21 GB 23, 2 plays, 75 yards, 0:17 drive, 7:42 elapsed

D.Carlson kicks 42 yards from MIN 35 to GB 23. L.Patrick to GB 31 for 8 yards (E.Wilson; H.Hill).

Green Bay Packers at 7:18, (1st play from scrimmage 7:15)

1-10-GB 31 (7:15) (Shotgun) A.Rodgers pass short right to J.Graham pushed ob at GB 47 for 16 yards (A.Sendejo).

P19

1-10-GB 47 (6:32) (Shotgun) J.Williams right end to MIN 47 for 6 yards (L.Joseph).

PENALTY on GB-D.Bakhtiari, Offensive Holding, 10 yards, enforced at GB 49.

1-18-GB 39 (6:07) (Shotgun) A.Rodgers pass short right to G.Allison pushed ob at GB 47 for 8 yards (T.Waynes).

2-10-GB 47 (5:29) (Shotgun) A.Rodgers pass incomplete short right to T.Montgomery.

PENALTY on MIN-D.Hunter, Defensive Holding, 5 yards, enforced at GB 47 - No Play.

X20

1-10-MIN 48 (5:26) (Shotgun) A.Rodgers pass short left to D.Adams to MIN 44 for 4 yards (M.Alexander).

2-6-MIN 44 (4:44) (Shotgun) T.Montgomery left guard to MIN 41 for 3 yards (M.Alexander, E.Kendricks).

Timeout #3 by GB at 03:58.

3-3-MIN 41 (3:58) (Shotgun) PENALTY on GB-B.Bulaga, False Start, 5 yards, enforced at MIN 41 - No Play.

3-8-MIN 46 (3:58) (Shotgun) A.Rodgers pass short middle to G.Allison to MIN 34 for 12 yards (A.Sendejo).

P21

1-10-MIN 34 (3:13) (Shotgun) J.Williams right end to MIN 30 for 4 yards (A.Barr, D.Parry).

2-6-MIN 30 (2:27) (Shotgun) J.Williams left guard to MIN 30 for no gain (H.Smith).

Timeout #1 by MIN at 02:24.

3-6-MIN 30 (2:23) (Shotgun) A.Rodgers pass incomplete short left to J.Williams [E.Griffen].

4-6-MIN 30 (2:17) M.Crosby 48 yard field goal is GOOD, Center-H.Bradley, Holder-J.Scott.

MIN 21 GB 26, 10 plays, 39 yards, 1 penalty, 5:05 drive, 12:47 elapsed

M.Crosby kicks 65 yards from GB 35 to end zone, Touchback.

Minnesota Vikings at 2:13

Minnesota Vikings vs Green Bay Packers at Lambeau Field

1-10-MIN 25 (2:13) (Shotgun) K.Cousins pass short middle intended for L.Treadwell INTERCEPTED by H.Clinton-Dix at MIN 37. H.Clinton-Dix to MIN 13 for 24 yards (D.Cook, T.Compton).

Green Bay Packers at 2:04

1-10-MIN 13 (2:04) (Shotgun) J.Williams up the middle to MIN 13 for no gain (L.Joseph, S.Richardson).

Two-Minute Warning

2-10-MIN 13 (2:00) (Shotgun) A.Rodgers pass incomplete short right to D.Adams.

3-10-MIN 13 (1:54) (Shotgun) PENALTY on GB, Delay of Game, 5 yards, enforced at MIN 13 - No Play.

3-15-MIN 18 (1:54) (Shotgun) A.Rodgers pass incomplete deep left to D.Adams.

4-15-MIN 18 (1:49) **M.Crosby 36 yard field goal is GOOD, Center-H.Bradley, Holder-J.Scott.**

Penalty on MIN-J.Johnson, Illegal Formation, declined.

MIN 21 GB 29, 4 plays, -5 yards, 0:19 drive, 13:15 elapsed

M.Crosby kicks 65 yards from GB 35 to end zone, Touchback.

Minnesota Vikings at 1:45

1-10-MIN 25 (1:45) (Shotgun) K.Cousins pass short right intended for S.Coley INTERCEPTED by J.Alexander at MIN 23. J.Alexander to MIN 18 for 5 yards (G.Iloka).

PENALTY on GB-C.Matthews, Roughing the Passer, 15 yards, enforced at MIN 25 - No Play.

X14

1-10-MIN 40 (1:37) (Shotgun) K.Cousins pass incomplete short left to D.Cook (J.Whitehead).

2-10-MIN 40 (1:32) (Shotgun) K.Cousins pass short right to A.Thielen ran ob at GB 48 for 12 yards (J.Alexander).

P15

1-10-GB 48 (1:26) (Shotgun) K.Cousins scrambles right end pushed ob at GB 44 for 4 yards (J.Whitehead).

2-6-GB 44 (1:19) (Shotgun) K.Cousins pass short middle to K.Rudolph to GB 34 for 10 yards (J.Alexander).

P16

1-10-GB 34 (:50) (No Huddle, Shotgun) K.Cousins pass incomplete short right to S.Coley.

2-10-GB 34 (:46) (Shotgun) K.Cousins pass short left to K.Rudolph pushed ob at GB 28 for 6 yards (B.Martinez).

3-4-GB 28 (:42) (Shotgun) K.Cousins pass short middle to A.Thielen to GB 22 for 6 yards (T.Williams).

P17

Timeout #2 by MIN at 00:37.

1-10-GB 22 (:36) (Shotgun) **K.Cousins pass deep right to A.Thielen for 22 yards, TOUCHDOWN [M.Daniels].**

P18

TWO-POINT CONVERSION ATTEMPT. K.Cousins pass to S.Diggs is complete. ATTEMPT SUCCEEDS.

MIN 29 GB 29, 8 plays, 75 yards, 1 penalty, 1:14 drive, 14:29 elapsed

D.Carlson kicks 65 yards from MIN 35 to end zone, Touchback.

Green Bay Packers at 0:31

1-10-GB 25 (:31) (Shotgun) J.Williams up the middle to GB 36 for 11 yards (A.Barr, A.Sendejo).

R22

1-10-GB 36 (:17) A.Rodgers spiked the ball to stop the clock.

2-10-GB 36 (:16) (Shotgun) A.Rodgers pass deep right to J.Graham pushed ob at MIN 37 for 27 yards (M.Alexander).

P23

1-10-MIN 37 (:07) (Shotgun) A.Rodgers pass short left to D.Adams pushed ob at MIN 34 for 3 yards (X.Rhodes).

Timeout #3 by MIN at 00:04.

2-7-MIN 34 (:03) M.Crosby 52 yard field goal is No Good, Wide Left, Center-H.Bradley, Holder-J.Scott.

END OF QUARTER

	Score	Time Poss	First Downs				Efficiencies	
			R	P	X	T	3 Down	4 Down
Minnesota Vikings	29	2:23	0	6	1	7	1/1	0/0
Green Bay Packers	29	12:37	3	5	1	9	1/4	0/0

Overtime

9/16/2018

Play By Play

MIN wins toss, elects to Receive, and GB elects to defend the goal.

M.Crosby kicks 63 yards from GB 35 to MIN 2. H.Hill to MIN 30 for 28 yards (J.Alexander).

Minnesota Vikings at 10:00, (1st play from scrimmage 9:54)

1-10-MIN 30 (9:54) K.Cousins pass short right to K.Rudolph pushed ob at MIN 41 for 11 yards (J.Jackson). GB-J.Alexander was injured during the play. P19
1-10-MIN 41 (9:24) (No Huddle) D.Cook left tackle to MIN 44 for 3 yards (N.Perry).
 2-7-MIN 44 (9:01) (No Huddle) K.Cousins pass short left to D.Cook to GB 32 for 24 yards (B.Martinez). P20
1-10-GB 32 (8:13) D.Cook up the middle to GB 31 for 1 yard (K.Brice). MIN-D.Cook was injured during the play.
 2-9-GB 31 (7:44) (Shotgun) K.Cousins pass incomplete short left to L.Treadwell.
 3-9-GB 31 (7:40) (Shotgun) K.Cousins pass incomplete short middle to L.Treadwell.
 Timeout #1 by GB at 07:36.
 4-9-GB 31 (7:36) D.Carlson 49 yard field goal is No Good, Wide Right, Center-K.McDermott, Holder-M.Wile.

Green Bay Packers at 7:32

1-10-GB 39 (7:32) (Shotgun) A.Rodgers pass short right to D.Adams to GB 45 for 6 yards (X.Rhodes).
 2-4-GB 45 (6:48) (Shotgun) J.Williams left end to MIN 46 for 9 yards (E.Griffen). R24
1-10-MIN 46 (6:04) (Shotgun) A.Rodgers pass short right to G.Allison to MIN 37 for 9 yards (T.Waynes).
 2-1-MIN 37 (5:17) A.Rodgers up the middle to MIN 38 for -1 yards. FUMBLES, and recovers at MIN 40. A.Rodgers to MIN 40 for no gain (H.Smith).
 3-4-MIN 40 (4:34) (Shotgun) A.Rodgers sacked at MIN 47 for -7 yards (M.Alexander).
 4-11-MIN 47 (3:57) J.Scott punts 47 yards to end zone, Center-H.Bradley, Touchback.

Minnesota Vikings at 3:48

1-10-MIN 20 (3:48) (Shotgun) K.Cousins pass short left to S.Diggs to MIN 32 for 12 yards (T.Williams). P21
1-10-MIN 32 (3:11) (Shotgun) K.Cousins pass deep left to A.Thielen to GB 43 for 25 yards (K.Brice). P22
1-10-GB 43 (2:26) (Shotgun) K.Cousins pass short right to K.Rudolph pushed ob at GB 35 for 8 yards (K.Brice).
 2-2-GB 35 (2:21) K.Cousins pass short right to S.Diggs to GB 36 for -1 yards (J.Alexander).

Two-Minute Warning

3-3-GB 36 (2:00) (Shotgun) K.Cousins pass short left to S.Diggs to GB 30 for 6 yards (B.Martinez, J.Whitehead). P23
1-10-GB 30 (1:17) (Shotgun) L.Murray left guard to GB 21 for 9 yards (H.Clinton-Dix).
 2-1-GB 21 (:32) L.Murray right guard to GB 17 for 4 yards (J.Jackson). R24
 Timeout #1 by MIN at 00:04.
 Timeout #2 by GB at 00:04.
1-10-GB 17 (:04) D.Carlson 35 yard field goal is No Good, Wide Right, Center-K.McDermott, Holder-M.Wile.

END OF QUARTER

	Score	Time Poss	First Downs				Efficiencies	
			R	P	X	T	3 Down	4 Down
Minnesota Vikings	29	6:16	1	5	0	6	1/2	0/0
Green Bay Packers	29	3:44	1	0	0	1	0/1	0/0

Miscellaneous Statistics Report

Minnesota Vikings vs Green Bay Packers
9/16/2018 at Lambeau Field

Ten Longest Plays for Minnesota Vikings

Yards	Qtr	Play Start	Play Description
75	4	2-10-MIN 25	(7:29) (Shotgun) K.Cousins pass deep middle to S.Diggs for 75 yards, TOUCHDOWN.
25	5	1-10-MIN 32	(3:11) (Shotgun) K.Cousins pass deep left to A.Thielen to GB 43 for 25 yards (K.Brice).
24	2	2-10-MIN 19	(7:39) (Shotgun) K.Cousins pass short middle to D.Cook to MIN 43 for 24 yards (K.Toomer).
24	5	2-7-MIN 44	(9:01) (No Huddle) K.Cousins pass short left to D.Cook to GB 32 for 24 yards (B.Martinez).
23	3	3-1-GB 28	(:21) K.Cousins pass short right to K.Rudolph to GB 5 for 23 yards (H.Clinton-Dix).
22	4	1-10-GB 22	(:36) (Shotgun) K.Cousins pass deep right to A.Thielen for 22 yards, TOUCHDOWN [M.Daniels].
20	3	1-10-MIN 43	(1:40) K.Cousins pass deep right to A.Thielen to GB 37 for 20 yards (J.Alexander).
18	1	2-3-50	(6:41) K.Cousins pass short left to S.Diggs ran ob at GB 32 for 18 yards (T.Williams).
16	2	3-7-MIN 49	(2:35) (Shotgun) K.Cousins pass deep left to A.Thielen pushed ob at GB 35 for 16 yards (H.Clinton-Dix).
14	1	3-3-GB 14	(3:07) (Shotgun) K.Cousins pass short middle to L.Treadwell for 14 yards, TOUCHDOWN.

Ten Longest Plays for Green Bay Packers

Yards	Qtr	Play Start	Play Description
34	3	3-3-GB 18	(10:04) (Shotgun) A.Rodgers pass deep left to J.Graham pushed ob at MIN 48 for 34 yards (A.Sendejo).
31	3	3-11-MIN 49	(8:04) (Shotgun) A.Rodgers pass deep middle to D.Adams to MIN 33 for 16 yards (X.Rhodes).
27	4	2-10-GB 36	(:16) (Shotgun) A.Rodgers pass deep right to J.Graham pushed ob at MIN 37 for 27 yards (M.Alexander).
22	4	1-10-GB 36	(12:37) (Shotgun) A.Rodgers pass short right to G.Allison to MIN 42 for 22 yards (A.Sendejo, E.Kendricks).
16	1	1-10-GB 35	(1:28) (No Huddle) T.Montgomery right end to MIN 49 for 16 yards (H.Smith).
16	4	1-10-GB 31	(7:15) (Shotgun) A.Rodgers pass short right to J.Graham pushed ob at GB 47 for 16 yards (A.Sendejo).
14	1	2-8-GB 27	(14:27) (Shotgun) A.Rodgers pass short right to R.Cobb to GB 41 for 14 yards (A.Sendejo).
13	2	2-7-MIN 22	(13:23) (Shotgun) A.Rodgers pass short left to D.Adams to MIN 9 for 13 yards (X.Rhodes).
12	4	3-8-MIN 46	(3:58) (Shotgun) A.Rodgers pass short middle to G.Allison to MIN 34 for 12 yards (A.Sendejo).
11	4	1-10-GB 25	(:31) (Shotgun) J.Williams up the middle to GB 36 for 11 yards (A.Barr, A.Sendejo).

Touchdown Scoring Information

	Offense	Defense	Special Teams
VISITOR Minnesota Vikings	4	0	0
HOME Green Bay Packers	1	0	1

Player Scoring Information

Club	Player	TD	Rush TD	Rec TD	KO TD	Punt TD	Int TD	Fum TD	Misc TD	FG	XP	2Pt Rush	2Pt Rec	Sfty	Points
MIN	S.Diggs	0	0	2	0	0	0	0	0	0	0	0	1	0	14
MIN	L.Treadwell	0	0	1	0	0	0	0	0	0	0	0	0	0	6
MIN	A.Thielen	0	0	1	0	0	0	0	0	0	0	0	0	0	6
MIN	D.Carlson	0	0	0	0	0	0	0	0	0	3	0	0	0	3
GB	M.Crosby	0	0	0	0	0	0	0	0	5	2	0	0	0	17
GB	D.Adams	0	0	1	0	0	0	0	0	0	0	0	0	0	6
GB	J.Jackson	0	0	0	0	0	0	0	1	0	0	0	0	0	6

Possession Detail

	First Half		Second Half		Game	
	Visitor	Home	Visitor	Home	Visitor	Home
Largest Lead	0	10	0	13	0	13
Drives Leading	0	3	0	5	0	8
Time of Possession Leading	0:00	5:12	0:00	18:45	0:00	23:57
Largest Deficit	-10	0	-13	0	-13	0
Drives Trailing	4	0	6	0	10	0
Time of Possession Trailing	11:40	0:00	10:44	0:00	22:24	0:00
Times Score Tied Up		1		1		2
Lead Changes		2		0		2

Playtime Percentage

Percent of playtime per player on offense, defense and special teams

Minnesota Vikings					Green Bay Packers								
		Offense	Defense	Special Teams			Offense	Defense	Special Teams				
R Reiff	T	73	100%	6	16%	B Bulaga	T	77	100%	8	22%		
B Jones	C	73	100%	6	16%	D Bakhtiari	T	77	100%	8	22%		
T Compton	G	73	100%	6	16%	L Taylor	G	77	100%	8	22%		
M Remmers	G	73	100%			J McCray	G	77	100%	8	22%		
K Cousins	QB	73	100%			C Linsley	C	77	100%				
A Thielen	WR	70	96%			A Rodgers	QB	77	100%				
K Rudolph	TE	63	86%	6	16%	D Adams	WR	75	97%				
S Diggs	WR	62	85%			R Cobb	WR	71	92%	5	14%		
D Cook	RB	50	68%			G Allison	WR	61	79%	18	49%		
L Treadwell	WR	45	62%			J Graham	TE	58	75%				
R Hill	T	41	56%	2	5%	J Williams	RB	47	61%				
B O'Neill	T	32	44%	6	16%	L Kendricks	TE	27	35%	5	14%		
L Murray	RB	23	32%			T Montgomery	RB	26	34%	7	19%		
D Morgan	TE	22	30%	1	3%	M Lewis	TE	14	18%	8	22%		
S Coley	WR	13	18%	5	14%	M Valdes-Scantling	WR	6	8%	7	19%		
T Conklin	TE	8	11%	12	32%	K Brice	FS		73	100%	9	24%	
C Ham	FB	7	10%	22	59%	B Martinez	LB		73	100%	5	14%	
B Zylstra	WR	2	3%	21	57%	H Clinton-Dix	FS		73	100%			
A Sendejo	SS		77	100%	9	24%	T Williams	CB		73	100%		
E Kendricks	LB		77	100%	9	24%	J Alexander	CB	56	77%	16	43%	
A Barr	LB		77	100%	9	24%	C Matthews	LB	56	77%			
H Smith	FS		77	100%	4	11%	K Clark	NT	55	75%	6	16%	
X Rhodes	CB		77	100%			M Wilkerson	DE	49	67%	6	16%	
T Waynes	CB		71	92%	10	27%	M Daniels	DE	45	62%	6	16%	
E Griffen	DE		69	90%	8	22%	N Perry	LB	40	55%	6	16%	
D Hunter	DE		67	87%	14	38%	J Jackson	CB	34	47%	16	43%	
L Joseph	NT		65	84%	9	24%	R Gilbert	LB	34	47%	13	35%	
S Richardson	DT		56	73%	5	14%	K King	CB	26	36%			
M Alexander	CB		54	70%	3	8%	J Whitehead	FS	25	34%	29	78%	
M Hughes	CB		21	27%	18	49%	D House	CB	24	33%	21	57%	
S Weatherly	DE		19	25%	24	65%	A Morrison	LB	22	30%	16	43%	
J Johnson	DT		19	25%	8	22%	D Lowry	DE	18	25%	14	38%	
D Parry	DT		12	16%			K Fackrell	LB	13	18%	28	76%	
B Gedeon	LB		6	8%	31	84%	K Toomer	LB	7	10%	22	59%	
J Kearsse	SS		3	4%	18	49%	M Adams	NT	6	8%			
A Harris	FS				22	59%	J Crawford	LB			19	51%	
E Wilson	LB				22	59%	R Tonyan	TE			16	43%	
H Hill	DB				16	43%	M Crosby	K			16	43%	
G Iloka	FS				15	41%	D Jackson	RB			14	38%	
M Sherels	CB				12	32%	H Bradley	LS			13	35%	
D Carlson	K				11	30%	J Scott	P			13	35%	
K McDermott	LS				11	30%	J Spriggs	T			9	24%	
M Wile	P				11	30%	B Bell	G			8	22%	
D Downs	LB				9	24%	L Patrick	G			3	8%	
D Isidora	G				6	16%							