

GREEN BAY PACKERS
WEEKLY MEDIA INFORMATION PACKET

GREEN BAY PACKERS **AT** NEW ENGLAND PATRIOTS
SUNDAY, NOV. 4, 2018 @ 7:20 PM CDT - GILLETTE STADIUM



THE DOPE SHEET

OFFICIAL PROGRAM AND PUBLICATION, ACME-PACKERS FOOTBALL TEAM.

Packers Communications • Lambeau Field Atrium • 1265 Lombardi Avenue • Green Bay, WI 54304 • 920/569-7500 • 920/569-7201 fax
Jason Wahlers, Sarah Quick, Tom Fanning, Nathan LoCascio

VOL. XX; NO. 15

REGULAR-SEASON WEEK 9

GREEN BAY (3-3-1) AT NEW ENGLAND (6-2)

Sunday, Nov. 4 • Gillette Stadium • 7:20 p.m. CDT

PACKERS TRAVEL EAST TO FACE THE PATRIOTS

The Green Bay Packers stay on the road in Week 9, travelling to the other side of the country to take on the New England Patriots on Sunday night.

- ▶ This marks the second consecutive time the Packers and Patriots will face off on a Sunday night in New England (2010).
- ▶ The Packers and Patriots have split the last two matchups (2010, 2014), with both teams winning at home and the games being decided by a combined nine points.
- ▶ The all-time regular-season series is tied at 5-5, while the Packers won the only postseason matchup, a 35-21 victory in Super Bowl XXXI.
- ▶ This week will be a matchup of two head coaches who have the best (Bill Belichick, .681) and third-best (**Mike McCarthy**, .628) regular-season winning percentages among active NFL head coaches (min. 50 games).
- ▶ Sunday will be the second matchup between Packers QB **Aaron Rodgers** and Patriots QB Tom Brady as starters. Rodgers led the Packers to a 26-21 win in the first meeting at Lambeau Field in 2014. Rodgers completed 24 of 38 passes for 368 yards, two touchdowns, zero interceptions and a passer rating of 112.6, while Brady recorded a passer rating of 102.7 after completing 22 of 35 passes for 245 yards with two touchdowns and zero interceptions.
- ▶ Rodgers ranks first in NFL history (min. 1,500 pass att.) in passer rating (103.6) and Brady is third (97.6). They hold the top two spots in NFL history in TD/INT ratio with Rodgers ranking first at 4.1 (326/79) and Brady ranking second at 3.0 (504/167).
- ▶ Rodgers has started 22 games on Sunday Night Football and has completed 497 of 760 passes (65.4 pct.) for 6,114 yards and 50 TDs with 10 INTs for a 106.5 passer rating. He has posted a rating of 115-plus in half of those games (11). Among QBs with 200-plus attempts over that span, his rating ranks third behind NO QB Drew Brees (117.5) and LAC QB Philip Rivers (107.6). Brady is fourth among active QBs at 102.7.
- ▶ It will be the fourth time Green Bay and New England have played in the month of November, including the third time in the last four matchups between the two teams (2006, 2014).
- ▶ The two previous times the Packers have suffered a loss this season, they have bounced back to win the next game.
- ▶ The game against the Patriots is the first of three primetime games for Green Bay over the next four games. The Packers have played two primetime games so far this season, defeating the Chicago Bears, 24-23, in Week 1 and the San Francisco 49ers, 33-30, in Week 6.
- ▶ The Packers are on the second game of four of five contests on the road, including three games against teams that won their division last season (at Los Angeles Rams, at New England Patriots, at Minnesota Vikings).
- ▶ In Week 10, the Packers return to Lambeau Field to face the Miami Dolphins. It will be the second of three games the Packers will play in a 12-day span, as they will be back on the road traveling back out west to take on the Seattle Seahawks on a Thursday night.



WITH THE CALL

NBC will broadcast the game to a national audience. Play-by-play man **Al Michaels** joins analyst **Cris Collinsworth** in the booth with **Michele Tafoya** reporting from the sidelines.



- ▶ Milwaukee's WTMJ (620 AM), airing Green Bay games since November 1929, heads up the Packers Radio Network that is made up of 50 stations in four states. **Wayne Larrivee** (play-by-play) and two-time Packers Pro Bowler **Larry McCarren** (analyst) call the action. McCarren first joined the team's broadcasts in 1995 and enters his 24th season calling Packers games. After originally being paired together in 1999, McCarren and Larrivee enter their 20th season of broadcasts together. In Week 1, they surpassed Jim Irwin and Max McGee for the most regular-season and postseason games broadcast for the Packers.
- ▶ Westwood One Sports will air the game on radio across the country. **Kevin Kugler** (play-by-play) and **Mike Mayock** (analyst) will call the action, with **Scott Graham** hosting the pregame and halftime shows.
- ▶ The broadcast is also available on Sirius Satellite Radio (WTMJ feed).

REGULAR SEASON

Date	Opponent	Time (CT)	TV
Sun., Sept. 9	CHICAGO BEARS	W, 24-23	78,282
Sun., Sept. 16	MINNESOTA VIKINGS (Gold Pkg.)	T, 29-29	78,461
Sun., Sept. 23	at Washington Redskins	L, 17-31	47,880
Sun., Sept. 30	BUFFALO BILLS	W, 22-0	78,312
Sun., Oct. 7	at Detroit Lions	L, 23-31	63,405
Mon., Oct. 15	SAN FRANCISCO 49ERS	W, 33-30	77,642
Sun., Oct. 21	BYE		
Sun., Oct. 28	at Los Angeles Rams	L, 27-29	75,822
Sun., Nov. 4	at New England Patriots	7:20 p.m.	NBC
Sun., Nov. 11	MIAMI DOLPHINS (Gold Pkg.)	3:25 p.m.	CBS
Thu., Nov. 15	at Seattle Seahawks	7:20 p.m.	FOX/NFLN
Sun., Nov. 25	at Minnesota Vikings	*7:20 p.m.	NBC
Sun., Dec. 2	ARIZONA CARDINALS	*12 p.m.	FOX
Sun., Dec. 9	ATLANTA FALCONS	*12 p.m.	FOX
Sun., Dec. 16	at Chicago Bears	*12 p.m.	FOX
Sat., Dec. 23	at New York Jets	*12 p.m.	CBS/FOX
Sun., Dec. 30	DETROIT LIONS	*12 p.m.	FOX

*—Start time and broadcast may shift due to NFL flexible scheduling

NFL POSTSEASON DATES

Jan. 5-6	AFC and NFC Wild Card Playoffs
Jan. 12-13	AFC and NFC Divisional Playoffs
Jan. 20	AFC and NFC Championship Games
Jan. 27	Pro Bowl, Camping World Stadium, Orlando, Fla.
Feb. 3	Super Bowl LIII, Mercedes-Benz Stadium, Atlanta, Ga.





PACKERS AT PATRIOTS - WEEK 9

FACING THE AFC

The Green Bay Packers have played well against AFC teams. Under Head Coach **Mike McCarthy**, the Packers are 30-20 during the regular and postseason against teams from the AFC, including 1-0 this season.

- ▶ The Packers have finished with a .500 record or better against the AFC in 10 of the first 12 seasons under McCarthy.
- ▶ Green Bay finished 2-2 against AFC teams last season, with two games going to overtime and three games being decided by six points or less.
- ▶ Green Bay's 30 wins in the regular and postseason versus the AFC are tied for the second most among NFC teams since 2006:

NFC Team	Wins vs. AFC (Since 2006)
1. Philadelphia	31
2t. Green Bay	30
2t. Dallas	30
4t. Chicago	29
4t. New Orleans	29
4t. New York Giants	29

- ▶ The Packers' .600 winning percentage against AFC teams in the regular season and postseason since 2006 is **tied for No. 2 in the NFC** and **No. 4 in the NFL**.

Team	Record vs. AFC (2006-Present)	Pct.
1. New England	133-38	.778
2. Pittsburgh	101-60-1	.627
3. Philadelphia	31-20-1	.606
4t. Green Bay	30-20	.600
4t. Dallas	30-20	.600
6. Indianapolis	98-66	.598
7. Baltimore	96-69	.582

- ▶ Dating back to 2006, Green Bay has 12 regular-season road wins against AFC teams, which is **tied for No. 6 among NFC teams**.
- ▶ Green Bay has a point differential of plus-210 against AFC teams in the regular and postseason since 2006 to rank **No. 2 in the NFC** (according to pro-football-reference.com).

NFC Team	Point Differential vs. AFC
1. Dallas	plus-225
2. Green Bay	plus-210
3. New Orleans	plus-180
4. Philadelphia	plus-140
5. Seattle	plus-112

- ▶ Dating back to 2006, the Packers rank **No. 3 in the NFL** in points per game scored against AFC teams:

Team	Points Per Game vs. AFC
1. New England	29.5
2. New Orleans	27.4
3. Green Bay	26.3
4. Dallas	25.3
5. San Diego/Los Angeles Chargers	25.2

- ▶ According to pro-football-reference.com, Green Bay is **No. 2 in the NFC** in 30-point games against AFC opponents since 2006:

Team	30-Point Games vs. AFC (Since 2006)
1. New Orleans	21
2. Green Bay	19
3. Minnesota	17

- ▶ Dating back to 2008, QB **Aaron Rodgers** ranks in the top five among active quarterbacks in passer rating against AFC teams (min. 500 pass attempts):

Player	Passer Rating vs. AFC (Since 2008)
1. Russell Wilson, SEA	110.3
2. Drew Brees, NO	104.9
3. Tom Brady, NE	101.5
4. Aaron Rodgers, GB	97.8
5. Philip Rivers, SD/LAC	97.1

BREAKING DOWN THE ROSTER

The Packers have a 53-man roster that is composed of 25 offensive players, 25 defensive players and three specialists.

- ▶ Of the 53 players on Green Bay's roster, 30 of them (56.6 percent) were draft picks of the Packers. Green Bay has eight players that were drafted in the first round, including seven that were selected by the Packers.
- ▶ Green Bay has 37 players on the roster that were draft picks (69.8 percent), including 21 players that were selected in the first three rounds (41.5 percent).
- ▶ Over a third of the players (19 of 53, 35.8 percent) on Green Bay's roster entered the league as a sixth-round or seventh-round pick or as an undrafted player.
- ▶ Of the 53 players on the roster, 42 of them (79.2 percent) are 28 years old or younger (as of Nov. 4) and 28 players (52.8 percent) are 24 years old or younger.
- ▶ The Packers have 10 players that have made at least one Pro Bowl, with seven of those players being draft picks of Green Bay (Davante Adams, David Bakhtiari, Ha Ha Clinton-Dix, Randall Cobb, Mike Daniels, Clay Matthews, Aaron Rodgers).
- ▶ Of the 53 players on the roster, 40 began their pro careers with the Packers (75.5 percent).
- ▶ Over half the roster consists of players with experience ranging from rookie to three years (33 of 53, 62.3 percent).

GREEN BAY'S ROSTER ...

BY AGE (as of Nov. 4)

21-24	28 players
25-28	14 players
29-32	7 players
33-plus	4 players

BY EXPERIENCE

R-1	16 players
2-3	17 players
4-5	6 players
6-9	9 players
10-plus	5 players

BY DRAFT ROUND

1st	8 players
2nd/3rd	13 players
4th/5th	13 players
6th/7th	3 players
Undrafted	16 players



PACKERS AT PATRIOTS - WEEK 9

YARDS YARDS YARDS

Green Bay has moved the ball this season, racking up yards on offense.

- ▶ The Packers rank in the top 10 in the NFL in numerous yardage categories this season:

Team	Yards Per Game
1. Tampa Bay	467.6
2. Los Angeles Rams	442.6
3. Kansas City	425.3
4. Pittsburgh	418.1
5. Green Bay	412.1

Team	Passing Yards Per Game
1. Tampa Bay	376.3
2. Pittsburgh	318.1
3. Atlanta	317.7
4. Kansas City	310.4
5. Green Bay	308.1

Team	Yards Per Play
1. Los Angeles Chargers	6.89
2. Kansas City	6.87
3. Tampa Bay	6.78
4. Los Angeles Rams	6.74
5. Atlanta	6.28
6. Pittsburgh	6.24
7. Green Bay	6.18
8. New Orleans	6.06

Team	Yard Differential Per Game
1. Los Angeles Rams	plus-111.3
2. Baltimore	plus-85.5
3. Green Bay	plus-71.3
4. Pittsburgh	plus-58.4
5. Chicago	plus-53.1

- ▶ Green Bay posted 521 yards of total offense in both Weeks 5 and 6. It marked just the second time in team history that the Packers registered back-to-back 500-yard games (Nov. 27-Dec. 4, 1983). Green Bay tied an NFL record with two straight 520-plus-yard games.
- ▶ The Packers' two 500-yard games are tied for the second most in a season in team history (three in 1983) and are the most in a season since recording two in 2011.
- ▶ Green Bay is tied for the second-most games with 500 total net yards in the NFL this season:

Team	Games With 500-Plus Total Net Yards
1. Tampa Bay	3
2t. Green Bay	2
2t. Jacksonville	2
2t. Los Angeles Rams	2
5t. Seven teams	1

- ▶ Green Bay has totaled the third-most net yards in team history through its first seven games dating back to 1940 (pro-football-reference.com):

Season	Total Net Yards In First Seven Games
1. 2013	3,072
2. 2011	2,963
3. 2018	2,885
4. 1983	2,810

- ▶ Racking up yards has allowed the Packers to possess the ball, ranking No. 9 in the NFL in average time of possession this season (30:47).

- ▶ QB **Aaron Rodgers** ranks in the top five in the NFL this season in passing yards per game:

Player	Passing Yards Per Game
1. Matt Ryan, ATL	333.6
2. Ben Roethlisberger, PIT	327.1
3. Aaron Rodgers, GB	326.1
4. Patrick Mahomes, KC	315.8
5. Kirk Cousins, MIN	315.1

- ▶ Rodgers has thrown for 2,283 yards this season, the **second most of by a Packer (since 1950) through the first seven games of a season** behind the 2,372 he threw for in 2011.

VERSATILE RUNNING GAME

Green Bay has used numerous running backs this season as part of a rushing attack that has improved each week. The Packers have posted 95-plus rushing yards in each of the last six games. According to pro-football-reference.com, Green Bay is tied with the Los Angeles Rams for the longest active streak of games with 95-plus rushing yards in the NFL.

- ▶ The Packers are **tied for No. 2 in the NFL** this season in games with 95-plus rushing yards, trailing the Rams (seven).

- ▶ Green Bay is averaging 4.82 yards per rush to rank **No. 5 in the NFL**:

Team	Yards Per Rush
1. Denver	5.30
2. Carolina	5.12
3. Dallas	4.94
4. Los Angeles Chargers	4.89
5. Green Bay	4.82

- ▶ Dating back to 1970, it is the second-highest average through Green Bay's first seven games (4.91 in 2003), according to pro-football-reference.com.

- ▶ The Packers rank **No. 4 in the NFL** in percentage of rushing plays that gain 10-plus yards this season (Sportradar):

Team	Rush % (10-plus Yd.)
1. Los Angeles Chargers	19.7
2. Carolina	19.5
3. Denver	16.9
4. Green Bay	15.9
5. Dallas	15.5

- ▶ RB **Aaron Jones** ranks **No. 1 in the NFL** in rushing average (min. 40 att.):

Player	Rushing Average
1. Aaron Jones, GB	6.23
2. Nick Chubb, CLE	6.12
3. Kerryon Johnson, DET	6.05

- ▶ Jones lead the NFL in percentage of carries picking up first downs (min. 40 carries):

Player	Rush 1st-Down Pct.
1. Aaron Jones, GB	36.4
2. Cam Newton, CAR	35.5
3. Deshaun Watson, HOU	31.8
4. Alvin Kamara, NO	30.4



THE DOPE ON THIS WEEK'S OPPONENT:

Packers at Patriots:

Regular season, all-time:

5-5

All-time postseason:

1-0

All-time, in New England:

2-4

Streaks: The Patriots have won two of the last three matchups dating back to 2006.

Last meeting, regular season:

Nov. 30, 2014, Lambeau Field, Packers won, 26-21



COACHES CAPSULES

Mike McCarthy: 134-81-2, .622 (incl. 10-8 postseason); 13th NFL season

Bill Belichick: 284-131, .684 (incl. 28-11 postseason) 24th NFL season

Head to Head: Belichick 2-1

vs. Opponent: McCarthy 1-2 vs. Patriots; Belichick 3-3 vs. Packers

MIKE MCCARTHY...Is in his 13th year as the Packers' 14th head coach.

- ▶ Led Green Bay to its eighth consecutive playoff appearance in 2016, tied for the fourth-longest streak in NFL history. Has led the team to nine playoff appearances in the last 11 years (2007, 2009-16).
- ▶ Ranks second in franchise history in total victories, trailing only Curly Lambeau.
- ▶ Guided the Packers to top-10 finishes in scoring in eight straight seasons (2007-14), joining the Patriots as the only other team to accomplish the feat over that span; Packers led the league in scoring in 2014.
- ▶ Reached the 100-win plateau faster than any active NFL head coach, needing just 155 games.
- ▶ Joined Vince Lombardi and Mike Holmgren as the only coaches to guide the Packers to a Super Bowl title with a win over Pittsburgh in Super Bowl XLV.

BILL BELICHICK...Is in his 19th year as the Patriots' 15th head coach.

- ▶ Leads all active coaches and currently stands at third on the all-time NFL wins list with 284 total victories, trailing only Don Shula (347) and George Halas (324).
- ▶ His winning percentage of .684 ranks first in NFL history among coaches with 150 or more wins.
- ▶ Won his fifth Super Bowl in 2016 to give him the most Super Bowl wins by any head coach in NFL history.
- ▶ In the first 18 years as the Patriots head coach, has also won eight conference titles, 15 division crowns and 28 postseason contests.
- ▶ Has led the Patriots to a winning record for 17 consecutive seasons (2001-17), trailing only Tom Landry, who recorded 20 consecutive winning seasons from 1966-85.

THE PACKERS-PATRIOTS SERIES

- ▶ This marks the 11th regular-season meeting between the two teams dating back to their first matchup in 1973.
- ▶ The clubs also met in Super Bowl XXXI in New Orleans, which the Packers won, 35-21, bringing Green Bay its first Super Bowl title since winning Super Bowl II in 1967.
- ▶ Since Super Bowl XXXI, the Packers have won three of five regular-season contests, including winning two of three at New England.
- ▶ Green Bay holds the record for most points scored in a game in the series with a 45-3 win in Milwaukee in 1988.
- ▶ New England posted the series' only shutout with a 35-0 win over the Packers in 2006 in Green Bay.

NOTABLE CONNECTIONS

Packers defense – run game coordinator/inside linebackers coach Patrick Graham served as a New England assistant coach in various roles from 2009-15...Green Bay head athletic trainer Bryan Engel spent time on New England's training staff as a seasonal assistant and training camp intern from 1995-1997...Packers strength and conditioning assistant Thadeus Jackson was an athletic training intern for the Patriots during the team's 2003 training camp...New England DL Lawrence Guy was drafted by Green Bay in the seventh round in 2011. He spent that first season on injured reserve and then part of 2012 on the Packers practice squad...Packers QB Tim Boyle was born in Hartford, Conn. and went to high school in Middleton, Conn. ...Green Bay offensive coordinator Joe Philbin is from Springfield, Mass., and has coached at a number of colleges in the Boston area, including: Harvard (1997-98), Northeastern (1995-96) and Worcester Tech (1986-87)...Packers running backs coach Ben Sirmans worked in the same role at Boston College from 2007-11...Patriots RB James White played at the University of Wisconsin from 2010-13...New England consultant to the head coach Bret Bielema was the head coach at Wisconsin from 2006-12...Green Bay LB Clay Matthews was selected No. 26 overall in the 2009 NFL Draft with a pick acquired from New England in exchange for the Packers' second-round choice (No. 41) and two third-round picks (Nos. 73 and 83). The Packers also received a fifth-round selection in the trade...Matthews' father, Clay Jr., played under Patriots head coach Bill Belichick for three seasons in Cleveland (1991-93)...Green Bay T/G Byron Bell played with Patriots CB Jason McCourty and OL Brian Schwenke in Tennessee from 2015-16...Packers QB DeShone Kizer played with McCourty and New England DL Danny Shelton in Cleveland in 2017...Bell also teamed with New England RB Kenjon Barner in Carolina in 2013...Shelton also played alongside Green Bay CB Tramon Williams for the Browns from 2015-16...Packers defensive coordinator Mike Pettine, tight ends coach Brian Angelichio and defensive quality control coach Ryan Downard coached for the Browns while Patriots QB Brian Hoyer, WR Josh Gordon and Shelton played in Cleveland...Green Bay LB Antonio Morrison was teammates with New England WR Phillip Dorsett and TE Dwayne Allen in Indianapolis in 2016...Morrison also played alongside Patriots DE John Simon in 2017 for the Colts...Philbin, Packers offense – pass game coordinator Jim Hostler and assistant special teams coach Maurice Drayton coached in Indianapolis while Allen, Dorsett and Simon played for the Colts...Pettine (2013) and Hostler (2014) coached in Buffalo while Patriots WR Chris Hogan and CB Stephon Gilmore played for the Bills...Green Bay TE Lance Kendricks played for the Rams in 2011 when New England offensive coordinator Josh McDaniels and defensive line coach Brendan Daly worked in the same roles in St. Louis...Angelichio coached tight ends in Atlanta from 2012-13 while Patriots DE Adrian Clayborn played for the Falcons...Angelichio and Cignetti coached together at Rutgers in 2011 while New England safeties coach Steve Belichick was the Scarlet Knights' long snapper...Sirmans coached running backs at Michigan State for two years (2005-06) while Hoyer played for the Spartans...Packers defensive line coach Jerry Montgomery coached Patriots DL Geneo Grissom at Oklahoma for two seasons (2013-14)...Packers T David Bakhtiari played at the University of Colorado while Patriots head strength and conditioning coach Moses Cabrera worked on the Buffaloes' strength staff...Drayton coached alongside Patriots assistant special teams coach Cameron Achord at Southern Mississippi in 2012...New England special teams coach Joe Judge was on the Alabama staff in 2011 when Packers S Ha Ha Clinton-Dix was a freshman...Green Bay wide receivers coach David Raih was a graduate assistant at Iowa in 2010 while Clayborn played for the Hawkeyes...Former college teammates include: Clinton-Dix and Patriots LB Dont'a Hightower (Alabama), Packers CB Jermaine Whitehead, DL Montravius Adams, Patriots DB Jonathan Jones and LB Brandon King (Auburn), Packers RB Jamaal Williams and Patriots LB Kyle Van Noy (BYU), Packers CB Bashaud Breeland and Allen (Clemson), Morrison and Patriots OL Trent Brown (Florida), Packers LB James Crawford, WR Geronimo Allison and Patriots OL Ted Karras (Illinois), Packers T Bryan Bulaga, DL Mike Daniels and Clayborn (Iowa), Packers CB Josh Jackson and Patriots OL Cole Croston (Iowa), Packers S Josh Jones and Patriots OL Joe Thuney (North Carolina State), Packers C Corey Linsley, Patriots DB Nate Ebner and Simon (Ohio State), Packers TE Mercedes Lewis and Patriots WR Matthew Slater (UCLA) and Packers LB Oren Burks and Patriots DL Adam Butler (Vanderbilt).

LAST MEETING, REGULAR SEASON

Nov. 30, 2014, Lambeau Field, Packers won, 26-21.

- ▶ Packers QB Aaron Rodgers completed 24 of 38 attempts for 368 yards and two TDs, including a 45-yard TD to WR Jordy Nelson.
- ▶ Green Bay RB Eddie Lacy finished with 115 yards from scrimmage with 98 rushing yards and 17 receiving yards.
- ▶ Packers WR Davante Adams totaled six receptions for 121 yards (20.2 avg.).



PACKERS AT PATRIOTS - WEEK 9

AT THE HELM

Having led Green Bay to the playoffs in nine of his first 12 seasons as head coach, **Mike McCarthy** is joined by Vince Lombardi and Mike Holmgren as the only coaches to guide the Packers to a Super Bowl win with a victory over Pittsburgh in Super Bowl XLV.

► McCarthy's 121 regular-season wins in his first 12 years as a head coach (2006-17) are **No. 4 in NFL history** (according to the Elias Sports Bureau):

Coach	Wins In First 12 Regular Seasons
1. Don Shula, BAL/MIA	128
2. Tony Dungy, TB/IND	127
3. Joe Gibbs, WAS	124
4. Mike McCarthy, GB	121
5. Andy Reid, PHI/KC	118

► McCarthy guided the Packers to a franchise-record fourth consecutive division title in 2014. In his first 12 seasons, he won six division titles, tying Lombardi for the second most in franchise history.

► With a win at Tampa Bay in Week 16 of the 2014 season, McCarthy passed Lombardi for the No. 2 spot in team history as far as overall victories:

Coach	Overall Wins
1. Curly Lambeau, 1921-49	212
2. Mike McCarthy, 2006-18	134
3. Vince Lombardi, 1959-67	98
4. Mike Holmgren, 1992-98	84

► The 134 overall wins are the most in the NFC and the second most in the NFL since 2006 (New England, 171).

► In Week 6 of the 2017 season, McCarthy recorded his 200th career game as a head coach (including the postseason). Having compiled 128 victories, he tied Bud Grant and Chuck Noll for the **sixth-most wins by a head coach** through 200 games: Don Shula, 149 / Joe Gibbs, 138 / George Halas, 134 / Tony Dungy, 130 / Curly Lambeau, 130.

► McCarthy reached 100 career wins (including playoffs) in just his 155th game. He was the fastest to reach 100 wins in the NFL since George Seifert in 1996 (132 games).

► McCarthy recorded his third regular season with 12-plus wins in 2014 (2007, 2011), passing Lambeau (1929, 1931), Lombardi (1962, 1966), Holmgren (1996-97) and Mike Sherman (2001-02) for the most by a coach in franchise history.

► McCarthy has guided the Packers to five seasons with 11-plus wins (2007, 2009, 2011-12, 2014), passing Lombardi (1961-63, 1966) and Holmgren (1995-98) for the **most by a coach in franchise history**.

► McCarthy's eight regular seasons with 10-plus wins are a **franchise record** (since 1921). Among current NFL head coaches, only Bill Belichick (17) and Andy Reid (12) have more 10-plus-win seasons.

► McCarthy is the **only coach in franchise history** to post three or more consecutive 10-win seasons twice in his career (2009-12, 2014-16).

► McCarthy joined Pittsburgh's Bill Cowher (2005) as the only Super Bowl-winning coaches to lead their respective teams to three road wins as the No. 6 seed in the postseason en route to a world title.

► Including playoffs, McCarthy has a 134-81-2 record since taking over as head coach in 2006, a .622 winning percentage that ranks **No. 3 among current NFL head coaches** (minimum 100 games):

Coach	Winning Pct.
1. Bill Belichick, CLE/NE	.684 (284-131)
2. Mike Tomlin, PIT	.649 (128-69-1)
3. Mike McCarthy, GB	.622 (134-81-2)

► McCarthy has coached in 217 games (including playoffs), **No. 2 in team history** behind Lambeau (339 from 1921-49).

► In the Week 6 victory over the San Diego Chargers in 2015, McCarthy earned the 100th regular-season win of his career in just his 150th game, making him the **seventh-fastest coach in NFL history and the fastest current NFL coach** to reach the 100-win plateau:

Coach (Current)	Games Needed For 100 Regular-Season Wins
1. Mike McCarthy, GB	150
2. Andy Reid, PHI/KC	164
3. Bill Belichick, CLE/NE	177

► Since McCarthy took over in 2006, the Packers rank **No. 3 in the NFL** in regular-season winning percentage:

Team	Winning Pct.
1. New England	.785 (157-43)
2. Pittsburgh	.646 (128-70-1)
3. Green Bay	.628 (124-73-2)

► Green Bay's seven 10-win regular seasons since 2009 are **No. 2 in the NFL**:

Team	10-Win Regular Seasons (Since 2009)
1. New England	9
2. Green Bay	7
3. Pittsburgh	6

WINNING WAYS

► The Packers were the only NFC team and one of two teams in the league (New England) to make the playoffs each season from 2009-16. Those eight appearances were more than the rest of the NFC North Division combined during that span (Minnesota-three / Detroit-three / Chicago-one).

► McCarthy became just the **fourth head coach in NFL history** to lead a single franchise to eight-plus consecutive playoff appearances:

Coach	Years
Tom Landry, DAL	1966-73 and 1975-83
Chuck Noll, PIT	1972-79
Mike McCarthy, GB	2009-16
Bill Belichick, NE	2009-17

► There are five teams in the NFL with six-plus playoff appearances from 2009-17, with only two in the NFC (New England, nine / **Green Bay, eight** / Cincinnati, Pittsburgh, Seattle, six).

► With the victory over Dallas in the 2016 playoffs, McCarthy has led the Packers to 10 wins in the postseason, passing Vince Lombardi and Mike Holmgren for the **most in team history**:

Coach	Postseason Wins
1. Mike McCarthy, 2006-17	10
2t. Vince Lombardi, 1959-67	9
2t. Mike Holmgren, 1992-98	9

► The 10 postseason wins since 2007 are **tied for No. 2 in the NFL** with Baltimore and Seattle (New England, 13). The rest of the NFC North has combined for two postseason wins over the last 10 seasons (Minnesota and Chicago, one each).



PACKERS AT PATRIOTS - WEEK 9

OVER 40

► In Week 8 at the Los Angeles Rams, QB **Aaron Rodgers** tied his single-game career high by completing three passes for 40-plus yards. He leads the NFL in 40-plus-yard pass plays this season, according to pro-football-reference.com:

Player	40-Plus-Yard Pass Plays (2018)
1. Aaron Rodgers, GB	10
2t. Case Keenum, DEN	9
2t. Patrick Mahomes, KC	9
4. Ryan Fitzpatrick, TB	8
5t. Three players	7

► Three of Rodgers' 10 completions have gone for TDs, which is **tied for the third-most** TD passes of 40-plus yards this season (Ryan Fitzpatrick and Philip Rivers, five each).

► Dating back to 2008, Rodgers ranks near the top of the NFL in 40-plus-yard pass plays and 40-plus-yard passing TDs, according to pro-football-reference.com:

Player	40-Plus-Yard Pass Plays (Since 2008)
1. Drew Brees, NO	123
2. Aaron Rodgers, GB	117
3. Ben Roethlisberger, PIT	113
4. Philip Rivers, SD/LAC	107
5. Eli Manning, NYG	106

Player	40-Plus-Yard Pass TDs (Since 2008)
1. Aaron Rodgers, GB	50
2. Drew Brees, NO	49
3. Philip Rivers, SD/LAC	48
4t. Matt Ryan, ATL	41
4t. Eli Manning, NYG	41

► In Week 6, Rodgers posted two completions of 50-plus yards (60 yards to WR **Marquez Valdes-Scantling** and 54 yards to TE **Jimmy Graham**), matching his single-game career high.

► Graham's 54-yard reception in the first quarter of Week 6 was the third-longest catch of his career and his longest since posting a 56-yard TD grab with the New Orleans Saints at Tampa Bay on Sept. 15, 2013. Graham finished with five receptions for 104 yards (20.8 avg.), his first 100-yard receiving game since Nov. 7, 2016, vs. Buffalo when he played for Seattle.

ROOKIE ON THE RISE

► Over his last three games, WR **Marquez Valdes-Scantling** has 12 receptions for 216 yards (18.0 avg.) and two TDs.

► Among rookie wide receivers, Valdes-Scantling is **tied for No. 3** in receiving TDs (two) and ranks **No. 4** in receiving yards (257) this season, according to pro-football-reference.com.

► In Week 6, Valdes-Scantling finished with a career-high 103 yards on three receptions (34.3 avg.), becoming just the sixth Green Bay rookie since 1950 to register 100-plus receiving yards in a game on three or fewer catches (Billy Howton, Max McGee, James Lofton, Greg Jennings, James Jones).

ODDS AND ENDS

► The Packers had three players record 100-yard receiving games in Week 6 (WR **Davante Adams**, 10-132; TE **Jimmy Graham**, 5-104; WR **Marquez Valdes-Scantling**, 103), just the second time in franchise history (per Elias Sports Bureau) that Green Bay has had three 100-yard receivers in a single game (Oct. 12, 1980, at Tampa Bay with RB Eddie Lee Ivery, TE Paul Coffman and WR Aundra Thompson).

► Graham ranks **No. 4 in the NFL among tight ends** in yards per reception this season (min. 25 rec.):

Tight End	Yards Per Reception
1. George Kittle, SF	15.8
2. Rob Gronkowski, NE	15.4
3. Travis Kelce, KC	14.6
4. Jimmy Graham, GB	13.2

► According to Sportradar, the Packers have finished in the top 10 of the NFL in two-minute offense (points scored on drives started in the last two minutes of the second quarter or fourth quarter) in four of the previous seven seasons (No. 2 in 2016, t-10 in 2013 and 2012, No. 1 in 2011). In 2018, Green Bay is **tied for No. 10 in the NFL** in two-minute offense (26 points on 17 drives).

► According to Sportradar, the Packers rank **No. 1 in the NFL** in receiving yards on third down this season:

Team	Rec. Yards On Third Down
1. Green Bay	698
2. Indianapolis	680
3. New York Giants	632
4. Minnesota	590
5. Houston	587

► The Packers rank **No. 2 in the NFL** in second-half points allowed this season, according to pro-football-reference.com:

Team	Points Allowed In The Second Half
1. Baltimore	41
2. Green Bay	65
3t. Dallas	66
3t. Tennessee	66
5. Seattle	67

► Green Bay is **tied for No. 9 in the NFL** with 102 points scored in the second half this season.

► Rodgers ranks near the top of the NFL this season in numerous fourth-quarter passing categories (min. 50 pass att.):

- Interceptions, 0 (t-No. 1)
- Passing yards, 837 (No. 2)
- Passing TDs, 6 (t-No. 2)
- Passer rating, 118.0 (No. 3)
- Completions, 58 (No. 6)

► Green Bay finished plus-3 in turnover differential in Week 6, a season high. The Packers are 23-3 under Head Coach **Mike McCarthy** when they have a TO differential of plus-3 or better. Green Bay's 26 games with a TO differential of plus-3 or better are **tied for No. 3** since 2006 behind only New England (32) and Arizona (28).

Two years after he co-founded the Packers with Curly Lambeau, George Calhoun began writing a piece called The Dope Sheet, which served as the official press release from 1921-24.





PACKERS AT PATRIOTS - WEEK 9

TAKING HIS PLACE AMONG THE GAME'S BEST

QB **Aaron Rodgers** surpassed the 1,500-attempt plateau for his career in 2010, the benchmark to qualify for passer rating in the NFL record book.

▶ Rodgers ranks **No. 1 in NFL history** in career passer rating:

Quarterback	Career Passer Rating
1. Aaron Rodgers, GB	103.6
2. Russell Wilson, SEA	99.6
3. Tom Brady, NE	97.6
4. Drew Brees, NO	97.3

▶ Rodgers threw for 442 yards, three touchdowns and zero interceptions at Detroit in Week 5 and then recorded 425 yards, two touchdowns and zero interceptions in Week 6, becoming the **first player in NFL history to have back-to-back 400-yard games with no INTs.**

▶ It was the sixth 400-yard passing game for Rodgers, a **franchise record.** No other quarterback in franchise annals has more than one 400-yard passing game (four QBs with one).

▶ Rodgers reached 40,000 passing yards in his 154th career game (Week 5 at Detroit). At the time he had 323 passing TDs, becoming the **first quarterback in NFL history to reach 40,000 passing yards and 300 TD passes in fewer than 157 games,** the number in which both Peyton Manning and Dan Marino reached the two marks.

▶ Rodgers tied Manning for the **fourth-fewest games to reach 40,000 passing yards,** trailing Matt Ryan (151), Drew Brees (152) and Dan Marino (153), according to the Elias Sports Bureau.

▶ Rodgers reached 5,000 career attempts in Week 3. At the time of his 5,000th career attempt, he had 319 TD passes and 78 INTs, setting the record for the most (Johnny Unitas, 284) and fewest (Donovan McNabb, 107) in each category in NFL history at the time of the 5,000th attempt.

▶ A look at where Rodgers ranks among active NFL quarterbacks **since he took over as the starter in 2008** (min. 1,500 attempts):

Quarterback	Passing TDs (Since 2008)
1. Drew Brees, NO	368
2. Aaron Rodgers, GB	325
3. Philip Rivers, SD/LAC	315

Quarterback	Passer Rating (Since 2008)
1. Aaron Rodgers, GB	104.0
2. Drew Brees, NO	101.6
3. Tom Brady, NE	100.7

Quarterback	Yards/Attempt (Since 2008)
1. Philip Rivers, SD/LAC	7.93
2. Aaron Rodgers, GB	7.90
3. Russell Wilson, SEA	7.87

Quarterback	INT Percentage (Since 2008)
1. Tom Brady, NE	1.5
2. Aaron Rodgers, GB	1.6
3. Alex Smith, SF/KC/WAS	1.7

Quarterback	Pass TD Pct. (Since 2008)
1. Aaron Rodgers, GB	6.3
2. Russell Wilson, SEA	5.9

Quarterback	Passing Yards (Since 2008)
1. Drew Brees, NO	51,246
2. Philip Rivers, SD/LAC	45,668
3. Matt Ryan, ATL	44,131
4. Eli Manning, NYG	42,674
5. Tom Brady, NE	41,989
6. Ben Roethlisberger, PIT	41,682
7. Aaron Rodgers, GB	40,456

▶ Three times Rodgers has had 10-plus zero-INT games (min. 15 att.) in a season (11 in 2016, 13 in 2014, 12 in 2009). The only other QB in team history to have 10 in a season was Bart Starr (10) in 1964. Rodgers has six zero-INT games this season, **tied for No. 1 in the NFL.**

Player	Games With Zero INTs (2018)
1t. Aaron Rodgers, GB	6
1t. Drew Brees, NO	6
3t. Dak Prescott, DAL	5
3t. Matt Ryan, ATL	5
3t. Alex Smith, WAS	5

▶ Since 1932, Rodgers ranks **No. 1 in the NFL** in touchdown-interception ratio, according to Sportradar (min. 1,500 att.):

Quarterback	TD/INT Ratio (Since 1932)
1. Aaron Rodgers, GB	4.1 (326/79)
2. Tom Brady, NE	3.0 (504/167)
3. Russell Wilson, SEA	2.9 (177/60)

▶ Dating back to 1921, Rodgers is tied with New England QB Tom Brady for the most seasons with 30-plus touchdowns and less than 10 interceptions (according to pro-football-reference.com):

Player	Seasons With 30-Plus TD Passes/Less Than 10 INTs
1t. Aaron Rodgers, GB	6
1t. Tom Brady, NE	6
3t. Brett Favre, GB	1
3t. Peyton Manning, IND/DEN	1
3t. Donovan McNabb, PHI/WAS	1
3t. Ben Roethlisberger, PIT	1
3t. Tony Romo, DAL	1
3t. Matt Ryan, ATL	1
3t. Carson Wentz, PHI	1
3t. Russell Wilson, SEA	1

▶ A look at where Rodgers ranks among active players in the NFL in several categories **since 2014** (min. 450 attempts):

Quarterback	Passer Rating (Since 2014)
1. Tom Brady, NE	102.4
2. Drew Brees, NO	102.3
3. Aaron Rodgers, GB	101.9
4. Deshaun Watson, HOU	100.4

Quarterback	TD Passes (Since 2014)
1. Tom Brady, NE	145
2. Drew Brees, NO	139
3t. Aaron Rodgers, GB	138
3t. Philip Rivers, SD/LAC	138

Quarterback	TD Percentage (Since 2014)
1. Deshaun Watson, HOU	7.3
2. Aaron Rodgers, GB	6.2

Quarterback	INT Percentage (Since 2014)
1. Aaron Rodgers, GB	1.2
2. Alex Smith, KC/WAS	1.3



PACKERS AT PATRIOTS - WEEK 9

RODGERS AND TOUCHDOWNS

QB **Aaron Rodgers** has found the end zone a lot in his career, and that has continued this season. It is the second time in his career that he has registered 10-plus touchdowns and one or fewer interceptions in the first seven games of the season (2018: 13/1; 2014: 18/1).

- ▶ In Week 2 of 2017, Rodgers became the 11th NFL player to throw 300 passing touchdowns, reaching the mark in his 144th career game to pass Peyton Manning and Dan Marino (157) for the fewest games needed to reach 300 passing TDs in NFL history.
- ▶ Rodgers reached 300 passing TDs on his 4,742nd pass attempt, surpassing Manning (5,306) for the fewest in league history.
- ▶ Rodgers also became the first quarterback to reach 300 passing TDs before throwing 100 interceptions. His 73 interceptions passed Tom Brady (115) for the fewest at the time of reaching 300 passing TDs.
- ▶ With a league-best 40 passing TDs during the 2016 regular season, Rodgers became just the fourth QB in NFL history to record two seasons (also 2011) with 40-plus TD passes (Marino, Manning, Drew Brees). It was his franchise-record fourth season (2011-12, 2014, 2016) with 35-plus TD passes (Brett Favre, three, 1995-97).
- ▶ Rodgers now has five seasons with 4,000-plus passing yards and 30-plus passing TDs (2009, 2011-12, 2014, 2016), further extending his team mark.
- ▶ In 2016, Rodgers registered his third straight season with 30-plus touchdown passes, the second-longest streak in franchise history (Favre, five straight, 1994-98).
- ▶ Rodgers has thrown 38-plus TD passes four times in his career, the most in NFL history:

Player	Seasons With 38-Plus Passing TDs
1. Aaron Rodgers, GB	4
2t. Drew Brees, SD/NO	3
2t. Peyton Manning, IND/DEN	3

- ▶ Rodgers has thrown multiple TD passes in four games this season, **tied for No. 14 in the NFL**. Since the start of 2016, Rodgers is **tied for No. 6 in the NFL** in games with multiple passing touchdowns:

Player	Games With Multiple TD Passes (Since 2016)
1. Philip Rivers, SD/LAC	28
2t. Tom Brady, NE	24
2t. Drew Brees, NO	24
4t. Matthew Stafford, DET	23
4t. Russell Wilson, SEA	23
6t. Aaron Rodgers, GB , two others	22

- ▶ Rodgers had multiple passing touchdowns in eight straight games (Week 7-14), which was tied for the longest streak in the NFL for the 2016 season (Marcus Mariota) and the second longest of his career (13-game streak in 2011).
- ▶ Rodgers has thrown four-plus touchdowns in a game a **franchise-record 21 times**. That is **tied for the fifth most in the NFL since 1950** and ranks **No. 3 among active quarterbacks** (according to pro-football-reference.com):

Player (Active)	Games W/ Four-Plus TD Passes
1. Drew Brees, SD/NO	31
2. Tom Brady, NE	28
3. Aaron Rodgers, GB	21
4t. Eli Manning, NYG	14
4t. Ben Roethlisberger, PIT	14

- ▶ Rodgers has two games with three-plus passing touchdowns this season, **tied for No. 11 in the NFL**, and ranks **No. 2 in the NFL** since 2016 in games with three-plus passing touchdowns:

Player	Games With Three-Plus TD Passes (Since 2016)
1. Tom Brady, NE	16
2. Aaron Rodgers, GB	14
3. Russell Wilson, SEA	13
4t. Drew Brees, NO	12
4t. Ben Roethlisberger, PIT	12
6. Philip Rivers, SD/LAC	11

- ▶ Rodgers registered three-plus passing touchdowns in three straight games (Games 3-5, 2017), totaling 10 touchdowns and one interception over that span. It marked the sixth time in his career that Rodgers registered three-plus passing touchdowns in three or more games in a single season (five: Games 6-10 in 2011 / four: Games 4-7 in 2012 and 2014 / three: Games 14-16 in 2012 and Games 6-8 in 2016).
- ▶ Rodgers is **tied for No. 5 in the NFL this season** with two games with three-plus passing TDs and zero INTs (NO Drew Brees, IND Andrew Luck, KC Patrick Mahomes and ATL Matt Ryan, three). He ranks **No. 1 in franchise history** and **No. 4 in the NFL since 1950** in games with three-plus touchdown passes and zero interceptions.

Player	Games With Three-Plus TD Passes and Zero INTs (Since 1950)
1. Tom Brady, NE	55
2. Peyton Manning, IND/DEN	51
3. Drew Brees, NO	45
4. Aaron Rodgers, GB	43
5. Brett Favre, ATL/GB/NYJ/MIN	36

- ▶ He is **No. 1 in the NFL** in games with three-plus passing touchdowns and zero interceptions since 2016:

Player	Games With Three-Plus TD Passes and Zero INTs (Since 2016)
1. Aaron Rodgers, GB	11
2. Tom Brady, NE	10
3. Drew Brees, NO/Russell Wilson, SEA	8

- ▶ In Week 3, Rodgers found WR **Geronimo Allison** for a 64-yard TD, his 29th TD pass of 60-plus yards since 2008. He ranks **No. 1 in the NFL** in 60-plus yard TD passes from 2008-18:

Player	TD Passes of 60-Plus Yards (2008-18)
1. Aaron Rodgers, GB	29
2. Eli Manning, NYG	28
3. Matt Ryan, ATL	19

- ▶ In Week 1, Rodgers connected with WR **Randall Cobb** for a 75-yard game-winning TD. Rodgers has 10 TD passes of 75 or more yards for since 2008, **tied for the most in the NFL** over that span:

Player	TD Passes of 75-Plus Yards (2008-18)
1t. Aaron Rodgers, GB	10
1t. Eli Manning, NYG	10
1t. Matt Ryan, ATL	10
4. Drew Brees, NO	9



PACKERS AT PATRIOTS - WEEK 9

ASCENDING ADAMS

Despite playing in just 14 games in 2017, WR **Davante Adams** led the Packers in all three major receiving categories with 74 receptions (one shy of career-best 75 from 2016) for 885 yards (12.0 avg.) and 10 touchdowns (**tied for No. 2 in the NFL**), resulting in his first appearance in the Pro Bowl.

- ▶ Adams is **tied for No. 4 in the NFL** in receiving TDs (six) and ranks **No. 7 in the league** in receiving yards (690) this season.
- ▶ Adams finished with 10 receptions for 132 yards (13.2 avg.) in Week 6, his fifth career game with 10-plus catches, **No. 3 in team history**:

Packers Player	Games With 10-Plus Receptions
1t. Donald Driver, 1999-2012	7
1t. Sterling Sharpe, 1988-94	7
3. Davante Adams, 2014-18	5
4. Don Hutson, 1935-45	4

- ▶ In Week 5, Adams extended his franchise record by posting a TD catch in his 10th straight road game, and **tied the longest streak in NFL history** (Eagles WR Tommy McDonald, 10, 1959-61).
- ▶ Adams opened the 2018 season with a TD reception in each of the first three contests, which extended his streak of consecutive regular-season games with a TD catch to five, dating back to last season. He had six TD catches during the streak. It was the longest streak of his career, besting the run of three games he had in 2017 (Games 4-6) when he totaled five receiving touchdowns. It was also the longest streak by a Packer player since WR **Randall Cobb's** streak of six games in 2014.
- ▶ Adams was the third Packer in the last four seasons (James Jones, 2015; Jordy Nelson, 2016) to catch a TD pass in each of the first three games of the season.
- ▶ Adams ranks near the top of the NFL in receiving touchdowns since 2016:

Player	Receiving TDs (2016-18)
1. Antonio Brown, PIT	29
2. Davante Adams, GB	28
3t. DeAndre Hopkins, HOU	23
3t. Jordy Nelson, GB/OAK	23
5. Mike Evans, TB	21
6. Tyreek Hill, KC	20

- ▶ Adams is **tied for No. 5 in the NFL** with a receiving TD in five games this season. Dating back to 2016, Adams has registered a TD reception or more in 22 of the 36 games he has played, **No. 1 in the NFL**:

Player	Games With A Receiving TD (2016-18)
1. Davante Adams, GB	22
2. Antonio Brown, PIT	20
3. DeAndre Hopkins, HOU	19

- ▶ 2017 was Adams' second consecutive season with 10-plus receiving touchdowns (12 in 2016). He joined Nelson (2014, 2016), Antonio Freeman (1997-98), Sterling Sharpe (1992-94) and Don Hutson (1941-43) as the **only players in franchise history to register 10-plus TD catches in consecutive seasons**.
- ▶ Adams was the **only player in the NFL** to register 70-plus receptions and 10-plus receiving touchdowns in both 2016 and 2017.

- ▶ Adams is one of three players to register 10-plus receptions and two-plus TDs in a game this season (LAR Robert Woods, NO Michael Thomas). Dating back to 2015, Adams ranks **No. 2 in the NFL** in games with 10-plus receptions and two-plus receiving TDs:

Player	Games With 10-Plus Rec. And Two-Plus Rec. TDs (Since 2015)
1. Antonio Brown, PIT	4
2. Davante Adams, GB	3
3t. Keenan Allen, SD/LAC	2
3t. DeAndre Hopkins, HOU	2
3t. Julio Jones, ATL	2
3t. Jordan Reed, WAS	2

- ▶ Adams has six multiple-receiving-touchdown games since 2016, **No. 2 in the NFL**:

Player	Games With Two-Plus Receiving TDs (Since 2016)
1. Antonio Brown, PIT	7
2. Davante Adams, GB	6
3. Jordy Nelson, GB/OAK	5

STAT OF THE WEEK

- ▶ WR **Davante Adams** has recorded 130-plus receiving yards in three consecutive games (Weeks 5-6, 8), joining WR James Lofton (1984) as the players in franchise history to do so, according to the Elias Sports Bureau.
- ▶ Adams is the first Packer since WR Greg Jennings (2010) with three straight games with 100-plus receiving yards. If Adams registers 100 yards receiving this Sunday, he will tie Lofton (four in 1982-83) and Don Hutson (four in 1945) for the franchise record.
- ▶ Adams average of 26.6 yards per catch in Week 8 was a career high (min. four receptions).

THE CONTRIBUTIONS OF COBB

- Packers WR **Randall Cobb** has been a versatile weapon for the team over his career. While he has contributed as a kick and punt returner and out of the backfield, most of his production has come as a wide receiver.
- ▶ In Week 1, he led the Packers with a career-high 142 receiving yards on nine receptions (15.8 avg.), including the game-winning 75-yard TD catch that was a career long.
 - ▶ On third down in Week 1, Cobb finished with a career-high 110 yards on four receptions (27.5 avg.), the most by a Packer since WR Antonio Freeman posted 124 yards on five third-down receptions (24.8 avg.) vs. Tampa Bay on Oct. 10, 1999.
 - ▶ Cobb's receiving-yardage total in Week 1 was the most by a Packer in a season opener since WR James Lofton recorded 154 yards receiving at Houston on Sept. 4, 1983.
 - ▶ Since 2014, Cobb ranks **No. 2 among NFL wide receivers** (min. 150 receptions) in average yards after the catch (according to Sportradar):

Wide Receiver	Average Yards After The Catch (2014-18, min. 150 rec.)
1. Golden Tate, DET/PHI	6.6
2. Randall Cobb, GB	6.2
3. Taylor Gabriel, CLE/ATL/CHI	6.0
4. Adam Humphries, TB	5.7



PACKERS AT PATRIOTS - WEEK 9

RISING DEFENSE

The Packers defense has continued to improve as the season has progressed.

► Green Bay is **tied for No. 3 in the NFL** in sacks per game this season:

Team	Sacks Per Game
1. Pittsburgh	3.43
2. Baltimore	3.38
3t. Green Bay	3.29
3t. Detroit	3.29
5t. Arizona	3.00
5t. Denver	3.00
5t. Kansas City	3.00
5t. Washington	3.00

► Green Bay's defense has the eighth-best three-and-out percentage in the NFL this season:

Team	Three-And-Out Percentage
1. Chicago	28.4 (23-81)
2. Minnesota	28.1 (27-96)
3. Tampa Bay	27.4 (23-84)
4. Los Angeles Chargers	26.4 (19-72)
5. Dallas	26.3 (20-76)
6. Baltimore	25.3 (24-95)
7. Denver	24.5 (24-98)
8. Green Bay	23.8 (20-84)

► The Packers defense is **tied for No. 9 in the NFL** in the number of drives that resulted in three-and-outs (20) this season.

► The Packers pass defense has been solid, ranking in the top five in the NFL in passing yards allowed per game and sacks per pass attempt this season:

Team	Passing Yards Allowed Per Game
1. Jacksonville	190.0
2. Baltimore	195.6
3. Dallas	217.4
4. Seattle	219.0
5. Green Bay	221.7
6. Buffalo	222.8

Team	Sacks/Pass Attempt
1. Detroit	11.50%
2. Green Bay	10.41%
3. Baltimore	9.85%
4. Arizona	9.20%
5. Denver	8.79%

► The Packers have registered multiple sacks in six of seven games this season, **tied for No. 6 in the NFL**.

► Green Bay has registered four-plus sacks in three games this season, **tied for the third most in the NFL** behind the Chicago Bears and Kansas City Chiefs (four).

► The Packers have recorded 13.0 sacks in the second half this season, **tied for the second most in the NFL this season** (Los Angeles Rams, 14.0).

► Green Bay is **No. 4 in the league** in fourth-quarter sacks this season, according to Sportradar.

Team	Fourth Quarter Sacks
1t. Denver	10.0
1t. Houston	10.0
1t. Kansas City	10.0
4. Green Bay	9.0

► The Green Bay defense ranks **No. 9 in the NFL** in first downs given up per game this season (18.9).

► In Week 6, CB **Kevin King** recorded the first interception of his career in the fourth quarter, setting up a drive that resulted in a last-second game-winning field goal by K **Mason Crosby**, and the first fumble recovery of his career (forced by S **Ha Ha Clinton-Dix** in the second quarter). It was the third time in the last four seasons that Green Bay has had a defender register an interception and a fumble recovery in the same game (LB **Blake Martinez**, Nov. 26, 2017, at Pittsburgh and DB Micah Hyde, Jan. 3, 2016, vs. Minnesota). Prior to the 2015 season, it had been since DB Charles Woodson recorded two interceptions and a fumble recovery on Sept. 18, 2011, at Carolina that a Packers defender had recorded both in a regular-season game (Sportradar).

► In Week 4, Green Bay blanked the Buffalo Bills, 22-0, marking Green Bay's first shutout since Oct. 31, 2010, at the N.Y. Jets (9-0) and the first shutout posted by the Packers at Lambeau Field since a 26-0 victory over Detroit on Oct. 18, 2009.

► The Packers, the Los Angeles Rams (34-0 vs. Arizona, Week 2) and Baltimore Ravens (21-0 at Tennessee, Week 6) are the only NFL teams with a shutout this season.

► In Week 4, the Packers allowed just 145 yards of total offense, the fewest given up by Green Bay since Dec. 21, 2014 (109 yards at Tampa Bay).

► Green Bay registered a season-high seven sacks versus the Bills, the most by the Packers since recording seven vs. Tampa Bay on Dec. 3, 2017. The 64 sack yards in Week 4 were the most by the Packers since vs. Indianapolis on Nov. 24, 1991 (67 yards).

► The Packers forced the Bills into seven three-and-outs in Week 4. The last time a Packers' opponent had at least seven drives without producing a first down in a game was November 8, 2015, against Carolina (eight), according to the Elias Sports Bureau.

► LB **Kyler Fackrell** became the third Packer since 1991 to register three-plus sacks in the fourth quarter of a game (according to Sportradar):

Player	Sacks	Game
Vonnie Holiday	4.0	12/22/02 vs. BUF
Kyler Fackrell	3.0	9/30/18 vs. BUF
Kabeer Gbaja-Biamila	3.0	1/2/05 at CHI
Kabeer Gbaja-Biamila	3.0	11/4/02 vs. MIA

► Fackrell is the only player in the NFL with three sacks in a single fourth quarter this season.

► Clinton-Dix registered an interception in three consecutive games (Weeks 2-4), the longest streak of his career.

► Clinton-Dix is **tied for No. 2 in the NFL** with three interceptions this season.

► According to pro-football-reference.com, Clinton-Dix was the first Packer to register three interceptions in the team's first six games of the season since CB Casey Hayward in 2012.



PACKERS AT PATRIOTS - WEEK 9

CLAY FINDS HIS WAY TO THE BALL

LB **Clay Matthews** continues to make an impact on opposing offenses. He is tied for the team lead in QB pressures (11) this season.

- ▶ In 2017, Matthews recorded a sack in three consecutive games that he appeared in (Weeks 11, 13-14), marking the eighth time he has recorded a sack in at least three straight games that he has played in during the same regular season.
- ▶ For the seventh time in his career, Matthews registered at least six sacks (team-high 7.5) and forced a fumble in 2017, which **tied for the second-most seasons** with six-plus sacks and one or more forced fumbles since 2009 (Julius Peppers, nine).
- ▶ In Week 4 of 2017, Matthews registered a sack/forced fumble of Bears QB Mike Glennon to move past DE Kabeer Gbaja-Biamila to set the team record:

Packers	Career Sacks
1. Clay Matthews, 2009-18	82.5
2. Kabeer Gbaja-Biamila, 2000-08	74.5
3. Reggie White, 1993-98	68.5
4. Tim Harris, 1986-90	55.0

- ▶ Matthews is **tied for the second-most** seasons with six-plus sacks among active players in the NFL since 2009:

Player	Six-Plus-Sack Seasons (Since 2009)
1. Julius Peppers, CAR/CHI/GB	9
2t. Clay Matthews, GB	8
2t. Calais Campbell, ARI/JAX	8
2t. Carlos Dunlap, CIN	8
2t. Cameron Wake, MIA	8

- ▶ Matthews ranks in the top five in sacks since 2009 among active players:

Player	Sacks (Since 2009)
1. Cameron Wake, MIA	93.0
2. Von Miller, DEN	91.5
3. Julius Peppers, CAR/CHI/GB	86.0
4. J.J. Watt, HOU	84.0
5. Clay Matthews, GB	82.5

- ▶ Matthews is **tied for No. 1 in team history** in 10-sack seasons, **tied for No. 2** in three-sack games and **tied for No. 3** in two-sack games:

Packers	10-Sack Seasons
1t. Clay Matthews, 2009-10, 2012, 2014	4
1t. Reggie White, 1993, 1995, 1997-98	4
1t. Kabeer Gbaja-Biamila, 2001-04	4

Packers	Three-Sack Games
1. Kabeer Gbaja-Biamila, 2000-08	6
2t. Clay Matthews, 2009-18	4
2t. Aaron Kampman, 2002-09	4

Packers	Two-Sack Games
1. Reggie White, 1993-98	16
2. Kabeer Gbaja-Biamila, 2000-08	15
3t. Clay Matthews, 2009-18	14
3t. Tim Harris, 1986-90	14

PERRY ON THE RUSH

Packers LB **Nick Perry** is a big part of a pass rush that has recorded a sack in 21 of the last 23 games.

- ▶ He sealed the Week 1 victory over the Bears with a sack/forced fumble of QB Mitchell Trubisky on fourth-and-10 with 1:06 on the clock and the ball at the Chicago 46-yard line. The fumble was recovered by DL **Kenny Clark**.
- ▶ Perry has registered at least one sack in each of the last three season openers, totaling 3.5 sacks in those games.
- ▶ Perry leads the Packers in sacks and games with at least one sack since 2016:

Packers	Sacks (Since 2016)
1. Nick Perry	19.5
2. Clay Matthews	15.0
3. Mike Daniels	10.0

Packers	Games With A Sack (Since 2016)
1. Nick Perry	13
2. Clay Matthews	12
3. Mike Daniels	9
4. Kyler Fackrell	7

- ▶ Perry ranked **No. 2 on the team** with seven sacks in 2017 despite missing four games due to injury.
- ▶ Perry registered a career-high three sacks against the Chicago Bears in Week 10 of 2017. It was the first time a Packers player had three-plus sacks in a game since LB A.J. Hawk (three) on Oct. 13, 2013, at Baltimore.
- ▶ Perry has recorded at least one two-sack game in each season from 2013-17, the lone Packer to accomplish that feat over that span.
- ▶ Despite missing two games, Perry registered a team-high 11 sacks, **tied for No. 8 in the NFL**, in 2016. He became the 11th player in team history (since 1982) to register a double-digit sack total in a season.
- ▶ Perry ranks **No. 5 among Green Bay linebackers** in sacks (since 1982):

Packers Linebacker	Sacks (Since 1982)
1. Clay Matthews, 2009-18	82.5
2. Tim Harris, 1986-90	55.0
3. Tony Bennett, 1990-93	36.0
4. Bryce Paup, 1990-94	32.5
5. Nick Perry, 2012-18	32.0

RODGERS ON THIRD DOWN

Packers QB **Aaron Rodgers** continues to thrive in numerous game situations, including third down.

- ▶ Rodgers ranks in the top five of the NFL in third-down passer rating this season (min. 30 pass att.) and since 2008 (min. 300 pass att.), according to Sportradar:

Player	Third-Down Passer Rating (2018)
1. Brock Osweiler, MIA	128.0
2. Aaron Rodgers, GB	114.3
3. Patrick Mahomes, KC	111.0

Player	Third-Down Passer Rating (Since 2008)
1. Aaron Rodgers, GB	108.8
2. Tom Brady, NE	102.3
3. Drew Brees, NO	100.9

- ▶ Rodgers has thrown for 656 yards on third down this season, **No. 2 in the NFL** (Indianapolis QB Andrew Luck, 680).



PACKERS AT PATRIOTS - WEEK 9

ON THE RISE

S **Ha Ha Clinton-Dix** has been a presence on the Packers defense since his rookie season and earned his first trip to the Pro Bowl and second-team All-Pro recognition from *The Associated Press* in 2016.

- ▶ After starting 10 of 16 games and both postseason contests as a rookie, he has started every game since 2015.
- ▶ Clinton-Dix has three interceptions this season (**tied for No. 2 in the NFL**), was **tied for No. 2 on the team** with three INTs in 2017 and is **tied for No. 1 among safeties** since 2016 during the regular season:

Safety	Interceptions (Since 2016)
1t. Ha Ha Clinton-Dix, GB	11
1t. D.J. Swearinger, AZ/WAS	11
3t. Two players	10

- ▶ In Weeks 2-4 this season, Clinton-Dix registered interceptions in three straight games for the first time in his career.
- ▶ Clinton-Dix ranks **No. 3 among safeties** in INTs since 2014 (including the postseason), according to Sportradar:

Safety	Interceptions (Since 2014)
1. Reggie Nelson, CIN/OAK	19
2. Mike Adams, IND/CAR	18
3. Ha Ha Clinton-Dix, GB	17
4t. Kurt Coleman, KC/CAR	16
4t. Glover Quin, DET	16

- ▶ His three career postseason interceptions rank **No. 1 among safeties** since he entered the league in 2014, according to Sportradar.
- ▶ His career-best five interceptions were **tied for No. 5 in the NFL** in 2016 and **tied for No. 2 among safeties**. It was the most interceptions by a Packers safety in a single season since Charles Woodson (seven) and Charlie Peprah (five) in 2011.

KENNY KEEPS IMPROVING

In 2016, DL **Kenny Clark** became the youngest player to appear in a season opener for the Packers since Arnie Herber (20 years old) in 1930. After starting two of 16 games played as a rookie, Clark started all 22 games he has played in since the start of the 2017 season.

- ▶ Clark is **tied for No. 7 among NFL defensive linemen** with four sacks this season (Sportradar).
- ▶ He leads the team in QB hits (five) and tackles for loss (10) this season.
- ▶ Clark is **tied for No. 2 in the NFL** with two defensive fumble recoveries this season. He forced and recovered a fumble of Bills QB Josh Allen in Week 4. In Week 1, he recovered a fumble forced by LB **Nick Perry** on a sack of Chicago QB Mitchell Trubisky on fourth down late in the fourth quarter.
- ▶ In Week 8, Clark tied his career high with two sacks against the Rams. Dating back to 2016, he ranks No. 2 on the Packers in multi-sack games (Nick Perry, three), according to pro-football-reference.com.
- ▶ In Week 3, he matched his career high in tackles (10) and solo tackles (seven).
- ▶ The former All-American from UCLA finished **No. 4 on the team** and led the defensive line with 78 tackles (39 solo) in 2017.
- ▶ According to STATS, Clark's 4.5 sacks in December 2017 were the **most by a Packer defensive tackle in the month of December** in a single season (since 1982).

CONTINUAL IMPACT

In his career, DL **Mike Daniels** has seen his playing time steadily increase as well as his production, earning him a role as a standout on the defense. He is tied for the team lead in QB pressures (11) this season.

- ▶ After being selected as an alternate three straight seasons (2015-17), he was named to the 2017 Pro Bowl as an injury replacement for Los Angeles Rams DT Aaron Donald.
- ▶ He finished **No. 4 on the team** with five sacks in 2017, the third-most sacks of his career (6.5 in 2013, 5.5 in 2014), and recorded a career best 72 tackles.
- ▶ Daniels has recorded at least four sacks in each season since 2013, which is **tied for No. 1 in the NFL among defensive tackles** (according to pro-football-reference.com):

Defensive Tackles	Seasons With Four-Plus Sacks (2013-18)
1t. Mike Daniels, GB	5
1t. Geno Atkins, CIN	5
1t. Jurrell Casey, TEN	5
1t. Aaron Donald, LAR	5
1t. Gerald McCoy, TB	5
1t. Ndamukong Suh, DET/MIA	5

- ▶ Daniels ranks **No. 2 among Packers defensive tackles** in sacks (since 1982):

Packers Defensive Tackles	Sacks (Since 1982)
1. Cullen Jenkins, 2004-10	29.0
2. Mike Daniels, 2012-18	28.0
3. Santana Dotson, 1996-2001	26.0
4t. Cletidus Hunt, 1999-2004	17.0
4t. Corey Williams, 2004-07	17.0
6. Matt Brock, 1989-94	12.5

RACKING UP POINTS

K **Mason Crosby** is moving his way up the record books.

- ▶ Crosby has been named NFC Special teams Player of the Week a team-record seven times in his career, including this season after hitting a game-winning field goal in Week 6.
- ▶ Crosby ranks **No. 7 in the NFL** in scoring this season with 65 points.
- ▶ Crosby has recorded a game-winning field goal in each of the last three seasons (2016 at Chicago, 2017 vs. Cincinnati, 2018 vs. San Francisco).
- ▶ In Week 4, Crosby hit two 52-yard field goals, joining Ryan Longwell (at Atlanta, Nov. 13, 2005) as the only Packers to make two 50-plus-yard field goals in a regular-season game. It was the first time two field goals of 50-plus yards had been made by a kicker at Lambeau Field. Crosby had previously connected on two 50-plus field goals (56, 51) in the 2016 NFC Divisional Playoff win at Dallas.
- ▶ Crosby tied his career high (two previous times) and matched the single-game franchise record with five field goals in Week 2 (37, 40, 31, 48, 36). He finished with a career-high 17 points, the most by a Packers kicker since Ryan Longwell recorded 17 at Arizona on Sept. 24, 2000.
- ▶ Crosby has played in 183 straight games for the Packers, the **third most all-time** behind only QB Brett Favre (255) and T Forrest Gregg (187).
- ▶ Crosby passed Longwell in Week 2 of the 2015 season to become the franchise career points leader:

Player	Career Points
1. Mason Crosby, 2007-18	1,410
2. Ryan Longwell, 1997-2004	1,054
3. Don Hutson, 1935-45	823



PACKERS AT PATRIOTS - WEEK 9

ON THE ROAD AGAIN

Green Bay went 7-1 away from Lambeau Field in 2011, with the seven road wins setting a single-season franchise record.

- ▶ The Packers have been able to stay above the .500 mark on the road during Head Coach **Mike McCarthy's** tenure, a notable achievement in the National Football League.
- ▶ Since 2006, McCarthy's first season as the head coach in Green Bay, only seven of 32 NFL teams have regular-season road records at or above .500.

Team	W-L Record	Pct.
1. New England	72-28-0	.720
2. Pittsburgh	56-42-1	.571
3. Dallas	57-43-0	.570
4. Philadelphia	54-45-1	.545
5. New Orleans	54-46-0	.540
6. Green Bay	52-47-0	.525
7. Indianapolis	53-48-0	.524
8t. Denver	49-51-0	.490
8t. N.Y. Giants	49-51-0	.490

338 AND COUNTING

Another packed house at Lambeau Field against the San Francisco 49ers in Week 6 of 2018 brought the stadium's consecutive-sellouts streak to 338 regular-season games (not including replacement games).

- ▶ The league's longest-tenured stadium, Lambeau Field is hosting its 62nd season of football in 2018. For the victory over Dallas in the Divisional round of the 2014 playoffs, Packers fans set a new Lambeau Field paid-attendance record (79,704).
- ▶ Across American professional sports, only Boston's Fenway Park (1912) and Chicago's Wrigley Field (1914) have longer tenures.

THE LAMBEAU ADVANTAGE

The crown jewel of the National Football League, Lambeau Field has long been known as one of the tougher venues to play in, particularly during the harsh Wisconsin winter.

- ▶ Re-establishing home-field advantage after a 4-4 mark in 2008 was one of the goals of 2009, and with the Packers finishing 6-2 at home, they accomplished that goal. Green Bay followed that up with a 7-1 mark at Lambeau Field in 2010, a perfect 8-0 record in 2011, the first undefeated home mark since 2002, and a 7-1 mark in 2012. The Packers were one of two teams to finish undefeated at home during the 2014 regular season (Denver).
- ▶ Head Coach **Mike McCarthy** stated consistently upon his arrival in Green Bay that one of the team's goals would be to reclaim the mystique of playing at Lambeau Field. Mission accomplished. The team is 72-26-2 (.730) at home in the regular season since 2006, **No. 3 in the NFL**.
- ▶ Since **Ron Wolf** and **Mike Holmgren** began the revitalization of the franchise in 1992, Green Bay owns the best home record in the NFL. A look at the top regular-season home W-L records since the '92 season:

Team	Home W-L Record	Pct.
1. Green Bay	159-51-2	.755
2. New England	155-57-0	.731
3. Pittsburgh	152-59-1	.719

HOT AT HOME

Since the start of 2009, the Packers have been one of the best teams in the league at home during the regular season:

Team	Home W-L Record	Pct.
1. New England	67-9-0	.882
2. Green Bay	58-16-2	.776
3. Baltimore	55-20-0	.733
4. Pittsburgh	54-22-0	.711
5. Seattle	52-22-0	.703

IN THE FREE-AGENCY ERA

Talk of unrestricted free agency in the early '90s led many to forecast tough times for the small-town Green Bay Packers.

- ▶ However, Green Bay has remained among the most successful teams since the advent of free agency in 1993. The Packers have won 10 or more games 15 times since '93 and captured 10 division crowns.
- ▶ A look at the most successful teams in the free-agency era:

Team	W-L Since '93	Pct.	Playoff Berths
1. New England	279-129-0	.684	19
2. Pittsburgh	258-147-2	.636	17
3. Green Bay	255-150-2	.629	19
4. Denver	241-167-0	.591	13
5. Indianapolis	232-176-0	.569	16

IN THE LEAGUE RANKINGS 2018 REGULAR SEASON
















GREEN BAY (Team)			NEW ENGLAND (Team)		
Category	NFC	NFL	Category	AFC	NFL
Turnover Margin (0)8t	17t	Turnover Margin (+3)5t	10t
Points Scored (25.0)	7	13	Points Scored (29.9)	2	4
Points Allowed (24.7)	9	17	Points Allowed (23.1)	5	12
Total Offense (412.1)	3	5	Total Offense (381.9)	4	11
Rushing (104.0)	11	21	Rushing (115.3)	6	13
Passing (308.1)	3	5	Passing (266.6)	6	13
Total Defense (340.9)	7	12	Total Defense (382.8)	11	25
vs. Rush (119.1)	13	22	vs. Rush (105.5)	4	14
vs. Pass (221.7)	3	5	vs. Pass (277.3)	14	27
Third-Down Offense (38.5%)	11	20	Third-Down Offense (43.0%)	6	10
Third-Down Defense (37.8%)	7	12	Third-Down Defense (42.9%)	12	26
Red-Zone Offense (52.2%)	12	20	Red-Zone Offense (65.5%)	5	9
Red-Zone Defense (61.9%)	12	23	Red-Zone Defense (57.7%)	9	14
GREEN BAY (Individual)			NEW ENGLAND (Individual)		
Category	NFC	NFL	Category	AFC	NFL
Passing: Rodgers (100.4)	8	10	Passing: Brady (97.6)	4	14
Rushing: A.Jones (274)	17	37	Rushing: Michel (422)	8	16
Receptions: D.Adams (52)	8	10	Receptions: J.White (55)	1	7
Rec. Yds.: D.Adams (690)	5	7	Rec. Yds.: J.White (459)	14	30
Interceptions: Clinton-Dix (3)2t	2t	Interceptions: J.Jones/J.Jackson (2)6t	16t
Sacks: Clark/Fackrell/Martinez (4.0)16t	31t	Sacks: Wise (3.5)22t	45t



2018 SCHEDULE NOTES

2018 OPPONENTS

		NFL Rank (2018)	
	Record	Offense	Defense
 Chicago Bears(4-3)	10	7	
 Minnesota Vikings(4-3-1)	9	10	
 at Washington Redskins..(5-2)	25	4	
 Buffalo Bills(2-6)	31	6	
 at Detroit Lions(3-4)	16	19	
 San Francisco 49ers...(1-7)	22	17	
 at Los Angeles Rams..(8-0)	2	8	
 at New England Patriots..(6-2)	11	25	
 Miami Dolphins(4-4)	27	27	
 at Seattle Seahawks(4-3)	26	5	
 Arizona Cardinals.....(2-6)	32	20	
 Atlanta Falcons(2-4)	7	30	
 at New York Jets(3-5)	29	24	

A LOOK AT THE SCHEDULE

The Green Bay Packers' 98th NFL regular-season schedule – highlighted by five prime-time contests (subject to flexible scheduling) – was released April 19 by the National Football League.

- ▶ For the second consecutive season, the Packers opened the season at home and will play three of their first four games at Lambeau Field.
- ▶ In Week 1, Green Bay hosted Chicago on Sunday night, marking the 13th consecutive regular season that the Packers and Bears have squared off in primetime.
- ▶ It was the first time Green Bay opened the season at home against the Bears since playing them on Sunday night in Week 1 of the 2009 season, a 21-15 win for the Packers.
- ▶ Green Bay hosted Minnesota in Week 2, marking the first time since 2012 that the Packers played two home games to open the season. It also marked just the third time (2003, 2008) since the NFC North was formed in 2002 that Green Bay has played division opponents in both of the first two games.
- ▶ The Packers' first road contest was at the Redskins, marking Green Bay's first September visit to Washington.
- ▶ The Packers returned home to take on the Buffalo Bills in Week 4. It was the second-coldest September game (49 degrees at kickoff) at Lambeau Field (since 1959) behind only the contest between the Packers and Washington Redskins on Sept. 24, 2001 (46 degrees).
- ▶ In Week 5 they traveled to Detroit to play the Lions.
- ▶ In Week 6, Green Bay hosted the San Francisco 49ers on *Monday Night Football*. It was the fifth time in the last six seasons the Packers have played at Lambeau Field on *MNF*. The temperature at kickoff was 37 degrees, the second-coldest October game at Lambeau Field (since 1959) behind only the contest between the Packers and Minnesota Vikings on Oct. 26, 1980 (36 degrees).
- ▶ After the second Week 7 bye for Green Bay in the last four seasons (2015), the Packers will play four of five games on the road.
- ▶ Green Bay made its first trip to the Los Angeles Memorial Coliseum since 1990 to play the Rams.
- ▶ In Week 9, the Packers travel to the other side of the country to play the Patriots on Sunday night.
- ▶ It is the second consecutive time the Packers and Patriots will face off on a Sunday night in New England (2010).
- ▶ Green Bay returns home to take on the Miami Dolphins before a quick turnaround to play the Seahawks, marking the Packers' second Thursday night game at Seattle (Week 1 in 2014). Including the postseason, it will be the seventh time Green Bay and Seattle have played since 2012.
- ▶ November finishes with a trip to play the Vikings on Sunday night, marking the sixth straight season that the teams have met in a prime-time game.
- ▶ Green Bay opens the final month of the regular season against Arizona, only the second time the Cardinals have played at Lambeau Field in December (Dec. 21, 1969).
- ▶ The Packers will play back-to-back home games for only the second time in 2018 when they host the Atlanta Falcons in Week 14. It will be the fourth matchup (including postseason) between Green Bay and Atlanta in the last three seasons.
- ▶ The Packers end the season with two road games in the final three weeks for the seventh straight year.
- ▶ In Week 15, Green Bay will face the Bears in Chicago, a place it has won in the regular season each of the last seven years. The Packers have scored 30-plus points at Chicago in four of the last five matchups (33, 38, 31, 30, 23).
- ▶ The Packers' road slate will finish up with a game at the New York Jets, the third December game at the Jets in team history (1981, 2002). Three of the last four games at New York have been decided by single digits, including one game that went to overtime.
- ▶ Green Bay will close out the regular season against the Lions for the third straight year and the fourth time in the last five seasons. Green Bay has an 18-6 overall mark (.750) and a 10-2 home record (.833) against Detroit under Head Coach **Mike McCarthy**.

PACKERS STARTERS – OFFENSE

WR Randall Cobb, 7th Year, Kentucky, D2-11

- ▶ In Week 1, led the Packers with a career-high 142 receiving yards (13th 100-yard receiving game of his career) on nine receptions (15.8 avg.), including the game-winning 75-yard TD catch that was a career long.
- ▶ Despite missing a game, was No. 2 on the team with 66 receptions in 2017. It was the fourth consecutive season he registered 60-plus receptions.
- ▶ Led the team with a 13.5-yard punt-return average in 2016.
- ▶ Led the team in receptions (79), was No. 2 in receiving yards (829) and was No. 3 in touchdown receptions (six) in 2015.
- ▶ Set a new single-season career high with five 100-yard receiving games during the 2014 season (three-2012). Earned first trip to the Pro Bowl.
- ▶ His career-best 91 receptions in 2014 are the eighth most in team history.
- ▶ Set a franchise single-season record with a league-high 2,342 combined net yards in 2012, topping the previous team mark of 2,250 yards by RB Ahman Green in 2003.

LT David Bakhtiari, 6th Year, Colorado, D4a-13

- ▶ Earned second-team All-Pro honors from *The Associated Press* in 2016 and 2017, joining Forrest Gregg (1959-60, 1962-67) as the only Green Bay tackles to be named to an AP All-Pro team in consecutive seasons.
- ▶ Named to first career Pro Bowl in 2016.
- ▶ Has started all but six games at LT since the start of the 2013 regular season. Missed Weeks 2-5 during the 2017 season and the final two games of the 2015 regular season due to injury.
- ▶ Started all 16 games at left tackle in 2013, the only rookie in the NFL to do so in 2013 and the first Packer rookie to do so since the league went to a 16-game schedule in 1978.
- ▶ Became just the fourth Green Bay rookie to start at LT in the season opener since the 1970 AFL-NFL merger and the first since 1985.

LG Lane Taylor, 6th Year, Oklahoma State, FA-13

- ▶ Has played in 69 regular-season games for Green Bay, with all but three of his 40 starts (LT in Week 4-5 of 2017, RG in Week 13 of 2015) taking place at LG.
- ▶ Made the first starts of his career in 2015, opening at RG at Detroit in Week 13 in place of an injured T.J. Lang and at LG in Week 17 vs. Minnesota with Josh Sitton sliding to LT in place of an injured David Bakhtiari.
- ▶ A four-year letterman at OSU, starting 47 of 50 games played at right guard. Unanimous first-team All-Big 12 selection by the conference's coaches as a senior.

C Corey Linsley, 5th Year, Ohio State, D5a-14

- ▶ Has started every game at C since Week 9 of 2016. Was the only Packers offensive lineman to start every game during the 2017 season.
- ▶ Was on reserve/physically unable to perform for the entire preseason and the first seven regular-season games of the 2016 season.
- ▶ Started 29 games and four postseason contests in his first two seasons.
- ▶ Was the first rookie center to start every game for the Packers since the league went to a 16-game schedule in 1978.
- ▶ Named to PFWA's All-Rookie team, the first Green Bay center to be honored since its inception in 1974.

RG Byron Bell, 8th Year, New Mexico, FA-18

- ▶ Signed by Green Bay as a free agent during the 2018 offseason and has seen action in seven games with four starts, all coming at right guard.
- ▶ Originally signed as an undrafted free agent out of New Mexico by the Carolina Panthers in 2011. After four seasons (2011-14) with the Panthers, spent two years with the Tennessee Titans (2015-16) and a season with the Dallas Cowboys (2017).
- ▶ Played in 90 games with 74 starts from 2011-17, and started all three postseason contests he appeared in.
- ▶ Played in 37 games with 36 starts at New Mexico, starting 24 games at LT over his final two seasons after making 12 starts at RT as a sophomore.

RT Bryan Bulaga, 9th Year, Iowa, D1-10

- ▶ Has played in 92 career regular-season games with 88 starts at right tackle.
- ▶ Started 43 of 48 regular-season games from 2014-16 and five games in 2017 before a knee injury in Week 9 ended his season.
- ▶ Missed the second part of the 2012 season after suffering a hip injury vs. Arizona on Nov. 4 and missed all of the 2013 season after injuring his knee on Aug. 3.
- ▶ Started 37 games at RT in his first three seasons in the league.
- ▶ Named to the *Pro Football Weekly*/PFWA All-Rookie team in 2010.
- ▶ Capped his rookie season by becoming the youngest player at the time, according to STATS LLC, to ever start in the Super Bowl (21 years, 322 days).

TE Jimmy Graham, 9th Year, Miami, FA-18

- ▶ Ranks No. 4 in the NFL among tight ends in yards per reception (13.2) this season (min. 25 rec.)
- ▶ His 70 career touchdowns rank No. 4 in NFL history among tight ends.
- ▶ Last season, led NFL tight ends with 10 receiving TDs, which marked his fourth season with 10-plus touchdown receptions to tie Antonio Gates for the second most 10-touchdown-catch seasons among tight ends (Rob Gronkowski, five).
- ▶ Has been selected to the Pro Bowl five times in his career (2011, 2013, 2014, 2016, 2017) and was named first-team All-Pro by *The Associated Press* in 2013.
- ▶ Is the only tight end in NFL history to have two seasons with 1,200-plus receiving yards and 10-plus receiving TDs (2011, 2013).
- ▶ From 2015-17, he played for the Seattle Seahawks but entered the NFL with New Orleans in 2010 as a third-round pick (No. 95 overall) and played five seasons (2010-14) for the Saints.

WR Davante Adams, 5th Year, Fresno State, D2-14

- ▶ Has recorded 130-plus receiving yards in three consecutive games (Weeks 5-6, 8), joining WR James Lofton (1984) as the players in franchise history to do so, according to the Elias Sports Bureau.
- ▶ Recorded the fourth-most receptions (237) and receiving touchdowns (26) by a Green Bay player in their first four seasons (2014-17) in the NFL (according to the Elias Sports Bureau).
- ▶ Selected to his first Pro Bowl in 2017 after leading the Packers with 74 receptions for 885 yards (12.0 avg.) and 10 receiving touchdowns (tied for No. 2 in the NFL).
- ▶ With 12 receiving touchdowns in 2016, joined Jordy Nelson (2014, 2016), Antonio Freeman (1997-98), Sterling Sharpe (1992-94) and Don Hutson (1941-43) as the only players in franchise history to register 10-plus TD catches in consecutive seasons.
- ▶ Set franchise postseason single-game records for the most catches and receiving yards by a rookie when he posted seven grabs for 117 yards (16.7 avg.) and a TD in the 2014 NFC Divisional playoff victory over Dallas.

WR Geronimo Allison, 3rd Year, Illinois, FA-16

- ▶ Despite missing two games, ranks No. 3 on the team in receiving yards (303) and is tied for No. 2 in receiving TDs (two) this season.
- ▶ Recorded a TD reception of 39 yards in the fourth quarter of Week 1, blocked a punt that was recovered in the end zone by CB Josh Jackson for a TD in Week 2 and registered the longest TD catch of his career (64 yards) in Week 3.
- ▶ Of his 35 receptions in 2016-17, 21 picked up first downs, a 60.0 percentage that ranked No. 3 among Packers with 35-plus catches over that span.
- ▶ Recorded career highs with 122 receiving yards and six receptions (20.3 avg.) in Week 3 vs. Cincinnati last season, highlighted by a career-long 72-yard reception in overtime that set up K Mason Crosby's game-winning 27-yard field goal.

QB Aaron Rodgers, 12th Year, California, D1-05

- ▶ His career passer rating of 103.6 ranks No. 1 in NFL history.
- ▶ In 149 regular-season starts (97-51-1 record), has posted 54 games with 300-plus passing yards, 90 without an interception and 83 with a 100-plus passer rating (min. 15 attempts).
- ▶ Earned his sixth selection to the Pro Bowl in 2016, the second-most selections by a Green Bay quarterback behind Brett Favre's nine (1992-93, 1995-97, 2001-03, 2007).
- ▶ Finished the 2014 regular season ranked No. 2 in the NFL in passer rating (112.2), touchdown percentage (7.3), No. 1 in interception percentage (1.0) and No. 3 in touchdown passes (38).
- ▶ Recorded a passer rating of at least 120.0 in seven regular-season games in 2014, setting a single-season career high and tying for the third most in a single season in the NFL, dating back to 1960.
- ▶ In 2011, set an NFL record with a 122.5 passer rating and set franchise marks for TD passes (45), passing yards (4,643), completion percentage (68.3), yards per attempt (9.25) and 300-yard games (eight) on his way to earning NFL Most Valuable Player honors from *The Associated Press*.

RB Aaron Jones, 2nd Year, Texas-El Paso, D5b-17

- ▶ Leads the Packers with 274 rushing yards and ranks No. 1 in the NFL with an average of 6.23 yards per carry (min. 40 att.) this season.
- ▶ Recorded 448 rushing yards and four TDs as a rookie and his 5.53-yard rushing average ranked No. 6 in franchise single-season history (min. 75 att.)
- ▶ Registered two 125-yard rushing games in 2017, tied for the most in franchise history by a Green Bay rookie.
- ▶ Finished career at UTEP ranked No. 1 in school history in rushing yards (4,114).



PACKERS STARTERS – DEFENSE

DE Dean Lowry, 3rd Year, Northwestern, D4b-16

- ▶ Tied for No. 4 on the team with eight QB pressures this season.
- ▶ Made first career start in the 2017 season-opening win over Seattle and went on to start at total of 11 games while playing in all 16 last season.
- ▶ Saw action in 15 games as a rookie (2016) and registered 14 tackles (eight solo), two sacks, three tackles for a loss, nine QB pressures and three QB hits. Also appeared in all three postseason contests and posted two tackles (one solo) and a QB pressure.
- ▶ Posted sacks in back-to-back games in 2016, recording one in Week 13 vs. Houston and one in Week 14 vs. Seattle.
- ▶ Played in 48 games with 33 starts for Northwestern.
- ▶ Earned second-team All-Big Ten honors as a senior in 2015 after posting 46 tackles (27 solo), 13.5 tackles for a loss (second on the team), three sacks, an interception, a fumble recovery and seven passes defended.

NT Kenny Clark, 3rd Year, UCLA, D1-16

- ▶ Tied for the team lead (LBS Kyler Fackrell/Blake Martinez) and for No. 7 among defensive linemen with four sacks this season (Sportradar).
- ▶ Has 8.5 sacks since Week 13 of 2017, the most on the Packers over that span (according to Sportradar).
- ▶ Despite missing Week 12 due to injury, set career highs in tackles (78, No. 4 on the team) and sacks (4.5, No. 4 on the team) in 2017.
- ▶ Finished the 2016 regular season ranked No. 3 on the GB defensive line in tackles (33).
- ▶ Became the youngest player to appear in a season opener for the Packers since Arnie Herber (20 years old) in 1930.
- ▶ Earned third-team All-America honors from *The Associated Press* and first-team All-Pacific-12 recognition from the coaches and media as a junior in 2015.

DE Mike Daniels, 7th Year, Iowa, D4a-12

- ▶ Is tied for the team lead in QB pressures (11) this season.
- ▶ Leads Packers defensive linemen with 26.0 sacks since the start of the 2013 regular season.
- ▶ After being selected as an alternate each of the previous three seasons (2015-17), was named to the 2017 Pro Bowl as an injury replacement for Los Angeles Rams DT Aaron Donald.
- ▶ Ranked No. 4 on the team with five sacks in 2017 and set a career high with 72 tackles.
- ▶ Has recorded at least four sacks in each season since 2013, which is tied for No. 1 in the NFL among defensive tackles (according to pro-football-reference.com).
- ▶ Led the defensive line in both tackles and sacks in 2014 and 2015.
- ▶ Starred as an interior pass rusher at Iowa, posting a team-high 24.5 tackles for a loss and 13 sacks from 2010-11.

OLB Clay Matthews, 10th Year, Southern California, D1b-09

- ▶ With 82.5 career sacks, passed Kabeer Gbaja-Biamila (74.5) for the most sacks in Packers history. Led the team with 7.5 sacks in 2017 despite missing two games.
- ▶ Despite injuries forcing him to miss four games and limiting him in six others, finished No. 3 on the team with five sacks in 2016.
- ▶ For the first time in his career, recorded at least one sack in each of the first three regular-season games he played in (2016).
- ▶ Selected to his sixth Pro Bowl and first as an inside linebacker in 2015 after recording 6.5 sacks (second on the team), 15 QB hits (No. 1 on the team) and a career-high 85 tackles (No. 2 on the team).
- ▶ With a team-high 11.0 sacks in 2014, is tied for the most 10-plus sack seasons in franchise history (four).
- ▶ Is the only player in franchise history to score a defensive TD (interception or fumble return) in each of his first three seasons in the NFL (2009-11).

ILB Blake Martinez, 3rd Year, Stanford, D4a-16

- ▶ Leads the Packers in total tackles (62) and solo tackles (44) this season.
- ▶ Ranked No. 1 on the Packers with 158 total tackles (107 solo) during the 2017 season. Dating back to 1975, it was the 14th time and first time since A.J. Hawk (153) in 2013 that a Green Bay player reached 150 tackles in a season.
- ▶ Registered 10-plus tackles in seven games in 2017 (12 vs. Cincinnati, 13 at Dallas, 14 at Minnesota, 15 vs. New Orleans, 12 vs. Detroit, 17 at Pittsburgh, 10 vs. Tampa Bay).
- ▶ Became the first rookie to start on defense for Green Bay in Week 1 since LB Nick Perry in 2012.
- ▶ Started all 27 games played in his final two seasons, leading the team in tackles as a junior (102) and senior (141).

ILB Oren Burks, Rookie, Vanderbilt, D3-18

- ▶ Named to the Butkus Award watch list in 2017 and went on to post career highs in tackles (82), solo tackles (45) and tackles for a loss (seven) in his first season at inside linebacker.
- ▶ Appeared in all 13 games with 10 starts as a junior in 2016 at a linebacker/safety hybrid position, finishing with 59 tackles (40 solo), 6.5 tackles for a loss and a career-best 3.5 sacks.

- ▶ Was a candidate for the Senior CLASS Award in 2017, a finalist for the Wooden Citizenship Cup in 2017 and a member of the Allstate-AFCA Good Works Team in 2016, which honored 12 Division I-A football players from across the country for their commitment to community service. Also served as president of the Vanderbilt Student-Athlete Advisory Committee in 2016-17.

OLB Nick Perry, 7th Year, Southern California, D1-12

- ▶ Sealed the Week 1 victory over the Bears with a sack/forced fumble of QB Mitchell Trubisky on fourth-and-10 with 1:06 on the clock and the ball at the Chicago 46-yard line. The fumble was recovered by DL Kenny Clark.
- ▶ Finished second on the team with seven sacks in 2017. Registered a career-high three sacks against the Chicago Bears in Week 10. It was the first time a Packers player had three-plus sacks in a game since LB A.J. Hawk (three) on Oct. 13, 2013, at Baltimore.
- ▶ Led the team with a career-high 11.0 sacks in 2016.
- ▶ Registered multiple sacks in each of his first five seasons in the NFL and has posted a two-sack game in each of the last four seasons (2013-16).
- ▶ Has totaled seven sacks in eight playoff games, ranking No. 3 in franchise history (since 1982) behind Matthews (11) and Reggie White (eight).

CB Tramon Williams, 12th Year, Louisiana Tech, FA-18

- ▶ Has 32 career interceptions, tied for No. 4 among active NFL players.
- ▶ Is the only active player in the NFL with at least one INT in each of the last 11 seasons (2007-17).
- ▶ Returns to the Packers after spending the last three seasons with the Cleveland Browns (2015-16) and Arizona Cardinals (2017). The former undrafted free agent and practice-squad player appeared in 127 regular-season games for the Packers from 2007-14.
- ▶ Has three career TDs, including INT returns of 43 yards (2011) and 70 yards (2010 postseason) and a 94-yard punt return (2007).
- ▶ Ranked No. 1 in the NFL with a combined nine interceptions in 2010 (six in regular season, three in postseason) and was chosen for the Pro Bowl as an injury replacement.

CB Kevin King, 2nd Year, Washington, D1-17

- ▶ Appeared in nine games with five starts as a rookie in 2017, registering 31 tackles (23 solo), a tackle for a loss and eight passes defended before being placed on injured reserve (shoulder) on Dec. 6.
- ▶ Despite being limited to nine games due to injury, his five starts were the third most among Packers rookies in 2017 (S Josh Jones and RB Jamaal Williams both had seven).
- ▶ Played in all 48 games with 35 starts in his four seasons at Washington and registered 165 tackles (107 solo), 8½ tackles for a loss, six interceptions, 28 passes defended, two forced fumbles and two fumble recoveries. Earned honorable mention All-Pacific-12 recognition as a junior and senior.
- ▶ Was named first-team All-East Bay by the *Contra Costa Times* as a senior at Bishop O'Dowd High School in Oakland, Calif., where he was coached by former NFL linebacker Hardy Nickerson.

S Ha Ha Clinton-Dix, 5th Year, Alabama, D1-14

- ▶ Is tied for No. 2 in the NFL with three INTs this season.
- ▶ Ranked No. 3 on the team with 86 tackles and No. 2 with three INTs in 2017.
- ▶ Named to his first career Pro Bowl in 2016. His career-best five interceptions tied for No. 5 in the NFL last season and tied for No. 1 among safeties. It was the most interceptions by a Packers safety in a single season since Charles Woodson (seven) and Charlie Peprah (five) in 2011.
- ▶ In 2016, posted a career-high two interceptions in both Week 9 and Week 14, becoming the first Packer to have two two-INT games in a season since Woodson in 2011.
- ▶ Led the team in tackles in 2015 with 117 (97 solo) and was tied for fourth on the team in interceptions (two).
- ▶ Was a consensus All-America selection in 2013 as a junior, earning first-team recognition from *The Associated Press*, the Football Writers Association of America and *Sporting News*.

S Kentrell Brice, 3rd Year, Louisiana Tech, FA-16

- ▶ Ranks No. 3 on the team in tackles (41) this season.
- ▶ Recorded his first career sack in Week 1 as part of a 12-tackle (nine solo) performance.
- ▶ Started a career-best three games in 2017 and set career highs in tackles (24), solo tackles (21), interceptions (one) and passes defended (four) despite only playing in six contests before being placed on injured reserve with an ankle injury on Nov. 3.
- ▶ Was one of five rookie free agents to make Green Bay's Week 1 roster and joined S Marwin Evans as the only rookie free agents to play in all 16 regular-season games and three postseason contests for the Packers in 2016.



2018 REGULAR-SEASON STATISTICS

	Packers	Opponents
TOTAL FIRST DOWNS	153	132
Rushing	46	40
Passing	99	76
Penalty	8	16
3rd Down: Made/Att	35/91	37/98
3rd Down Pct.	38.5	37.8
4th Down: Made/Att	3/8	1/3
4th Down Pct.	37.5	33.3
POSSESSION AVG.	30:47	29:13
TOTAL NET YARDS	2885	2386
Avg. Per Game	412.1	340.9
Total Plays	467	432
Avg. Per Play	6.2	5.5
NET YARDS RUSHING	728	834
Avg. Per Game	104.0	119.1
Total Rushes	151	188
NET YARDS PASSING	2157	1552
Avg. Per Game	308.1	221.7
Sacked/Yards Lost	24/181	23/150
Gross Yards	2338	1702
Att./Completions	292/178	221/136
Completion Pct.	61.0	61.5
HAD INTERCEPTED	2	5
PUNTS/AVERAGE	27/45.3	37/44.8
Net Punting Avg.	27/39.8	37/41.9
PENALTIES/YARDS	51/477	34/287
FUMBLES/BALL LOST	13/7	5/4
TOUCHDOWNS	18	20
Rushing	4	6
Passing	13	13
Returns	1	1

SCORE BY PERIODS

	Q1	Q2	Q3	Q4	OT	PTS
PACKERS	37	36	43	59	0	175
OPPONENTS	56	52	21	44	0	173

SCORING

	TD	-Ru	-Pa	-Rt	K-PAT	FG	S	PTS
Mason Crosby	0	0	0	0	14/16	17/22	0	65
Davante Adams	6	0	6	0	0	0	0	36
Geronimo Allison	2	0	2	0	0	0	0	12
Aaron Jones	2	2	0	0	0	0	0	12
Marquez Valdes-Scantling	2	0	2	0	0	0	0	12
Jamaal Williams	1	1	0	0	0	0	0	8
Randall Cobb	1	0	1	0	0	0	0	6
Jimmy Graham	1	0	1	0	0	0	0	6
Josh Jackson	1	0	0	1	0	0	0	6
Lance Kendricks	1	0	1	0	0	0	0	6
Ty Montgomery	1	1	0	0	0	0	0	6
PACKERS	18	4	13	1	14/16	17/22	0	175
OPPONENTS	20	6	13	1	17/17	10/14	1	173

2-Pt Conversions: J.Williams, Packers 1-2, Opponents 2-3

SACKS: Kenny Clark 4, Kyler Fackrell 4, Blake Martinez 4, Clay Matthews 2.5, Reggie Gilbert 1.5, Nick Perry 1.5, Kentrell Brice 1, Ha Ha Clinton-Dix 1, Mike Daniels 1, Jermaine Whitehead 1, Team 1, Jaire Alexander 0.5, PACKERS 23, OPPONENTS 24

RUSHING

	No	Yds	Avg	Long	TD
Aaron Jones	44	274	6.2	33t	2
Jamaal Williams	63	233	3.7	11	1
Aaron Rodgers	18	116	6.4	21	0
Ty Montgomery	26	105	4.0	16	1
PACKERS	151	728	4.8	33t	4
OPPONENTS	188	834	4.4	41	6

PASSING

	Att	Cmp	Yds	Cmp%	Yds/Att	TD	TD%	Int	Int%	Long	Sack/Lost	Rating
Aaron Rodgers	284	174	2283	61.3	8.04	13	4.6	1	0.4	75t	22/160	100.4
DeShone Kizer	7	4	55	57.1	7.86	0	0.0	1	14.3	29	2/21	42.9
JK Scott	1	0	0	0.0	0.00	0	0.0	0	0.0	---	0/0	39.6
PACKERS	292	178	2338	61.0	8.01	13	4.5	2	0.7	75t	24/181	98.2
OPPONENTS	221	136	1702	61.5	7.70	13	5.9	5	2.3	75t	23/150	95.6

RECEIVING

	No	Yds	Avg	Long	TD
Davante Adams	52	690	13.3	51	6
Jimmy Graham	28	370	13.2	54	1
Randall Cobb	21	234	11.1	75t	1
Geronimo Allison	20	303	15.2	64t	2
Ty Montgomery	15	170	11.3	43	0
Marquez Valdes-Scantling	14	257	18.4	60	2
Jamaal Williams	8	57	7.1	12	0
Lance Kendricks	7	67	9.6	22	1
Equanimeous St. Brown	6	139	23.2	54	0
Aaron Jones	6	41	6.8	17	0
J'Mon Moore	1	10	10.0	10	0
PACKERS	178	2338	13.1	75t	13
OPPONENTS	136	1702	12.5	75t	13

INTERCEPTIONS

	No	Yds	Avg	Long	TD
Ha Ha Clinton-Dix	3	25	8.3	24	0
Jaire Alexander	1	27	27.0	27	0
Kevin King	1	0	0.0	0	0
PACKERS	5	52	10.4	27	0
OPPONENTS	2	38	19.0	27t	1

PUNTING

	No	Yds	Avg	Net	TB	In 20	LG	Blk
JK Scott	27	1223	45.3	39.8	4	8	63	0
PACKERS	27	1223	45.3	39.8	4	8	63	0
OPPONENTS	37	1658	44.8	41.9	1	15	63	1

PUNT RETURNS

	Ret	FC	Yds	Avg	Long	TD
Tramon Williams	8	8	41	5.1	13	0
Randall Cobb	7	5	46	6.6	17	0
Kevin King	1	0	0	0.0	0	0
PACKERS	16	13	87	5.4	17	0
OPPONENTS	8	10	68	8.5	42	0

KICKOFF RETURNS

	No	Yds	Avg	Long	TD
Ty Montgomery	10	210	21.0	27	0
Lucas Patrick	1	8	8.0	8	0
Marquez Valdes-Scantling	1	21	21.0	21	0
PACKERS	12	239	19.9	27	0
OPPONENTS	17	394	23.2	46	0

FIELD GOALS

	1-19	20-29	30-39	40-49	50+
Mason Crosby	0/0	2/2	5/6	6/8	4/6
PACKERS	0/0	2/2	5/6	6/8	4/6
OPPONENTS	0/0	1/1	5/6	4/6	0/1

Crosby: (42G) (37G, 40G, 31G, 48G, 36G, 52N) (41G) (52G, 36G, 52G) (41N, 42N, 38N, 56N, 41G) (29G, 39G, 51G, 27G) (41G, 53G)

Opponents: (26G, 33G, 32G) (48N, 49N, 35N) (35G) () (39G, 55N) (46G, 44G, 43G) (43G, 34G)



2018 REGULAR-SEASON DEFENSIVE STATISTICS

Official totals – based on coaches' film review, through Week 8 at L.A. Rams

Player	Total			Sacks/ Yards	Int/ Yards	Fum Rec	For Fum	Pass Def
	Tackles	Solo	Asst					
Blake Martinez	62	44	18	4.0/26.0	0/0	0	0	3
Kenny Clark	43	28	15	4.0/25.0	0/0	2	1	2
Kentrell Brice	41	27	14	1.0/0.0	0/0	0	0	3
Ha Ha Clinton-Dix	38	26	12	1.0/5.0	3/25	0	1	4
Jaire Alexander	30	22	8	0.5/3.0	1/27	0	0	8
Tramon Williams	30	22	8	0.0/0.0	0/0	0	0	1
Reggie Gilbert	26	20	6	1.5/10.0	0/0	0	0	0
Clay Matthews	24	17	7	2.5/16.5	0/0	0	0	0
Nick Perry	23	17	6	1.5/11.5	0/0	0	1	5
Josh Jackson	23	13	10	0.0/0.0	0/0	0	0	5
Kevin King	20	15	5	0.0/0.0	1/0	1	0	3
Dean Lowry	20	10	10	0.0/0.0	0/0	0	0	0
Kyler Fackrell	19	13	6	4.0/28.0	0/0	0	0	0
Mike Daniels	19	12	7	1.0/0.0	0/0	0	0	0
Jermaine Whitehead	16	14	2	1.0/16.0	0/0	0	0	2
Antonio Morrison	15	9	6	0.0/0.0	0/0	0	0	0
Oren Burks	13	11	2	0.0/0.0	0/0	0	0	0
Muhammad Wilkerson	6	4	2	0.0/0.0	0/0	0	0	0
Montravius Adams	4	1	3	0.0/0.0	0/0	0	0	0
Korey Toomer	3	2	1	0.0/0.0	0/0	0	0	0
James Crawford	1	0	1	0.0/0.0	0/0	0	0	0
Tony Brown	0	0	0	0.0/0.0	0/0	0	0	1
TEAM	0	0	0	1.0/9.0	0/0	0	0	0
Totals	476	327	149	23.0/150.0	5/52	3	3	37

MISCELLANEOUS

Player	Tackles
Davante Adams	1
David Bakhtiari	1
Byron Bell	1
Randall Cobb	1
DeShone Kizer	1
Lane Taylor	1
Totals	6

Player	FR
Randall Cobb	1
Lance Kendricks	1
Corey Linsley	1
Aaron Rodgers	1
JK Scott	1
Totals	5

SPECIAL TEAMS

Player	TT	FR	FF
James Crawford	5	1	0
Oren Burks	4	0	0
Raven Greene	4	0	1
Josh Jones	4	0	0
Jermaine Whitehead	4	0	0
Antonio Morrison	3	0	0
Jaire Alexander	2	0	0
Tony Brown	2	0	0
Reggie Gilbert	2	0	0
Josh Jackson	2	0	0
Marquez Valdes-Scantling	2	0	0
Hunter Bradley	1	0	0
Mason Crosby	1	0	0
Kyler Fackrell	1	0	0
Kevin King	1	0	0
Robert Tonyan	1	0	0
Korey Toomer	1	0	0
Totals	40	1	1

BLOCKED KICKS

Player	PAT	FG	P
Geronimo Allison	0	0	1
Totals	0	0	1



THE DOPE SHEET



No	ALPHABETICAL ROSTER	Pos	Ht	Wt	Birthdate	NFL Exp	College	High School	Hometown
17	Adams, Davante	WR	6-1	215	12/24/92	5	Fresno State	Palo Alto, Calif.	
90	Adams, Montravius	DL	6-4	304	7/24/95	2	Auburn	Vienna, Ga.	
23	Alexander, Jaire	CB	5-10	196	2/9/97	R	Louisville	Charlotte, N.C.	
81	Allison, Geronimo	WR	6-3	202	1/18/94	3	Illinois	Riverview, Fla.	
69	Bakhtiari, David	T	6-4	310	9/30/91	6	Colorado	San Mateo, Calif.	
74	Bell, Byron	T/G	6-5	320	1/17/89	8	New Mexico	Greenville, Texas	
8	Boyle, Tim	QB	6-4	232	10/3/94	R	Eastern Kentucky	Middletown, Conn.	
43	Bradley, Hunter	LS	6-3	241	5/21/94	R	Mississippi State	Collierville, Tenn.	
26	Breeland, Bashaud	CB	5-11	195	1/30/92	5	Clemson	Allendale, S.C.	
29	Brice, Kentrell	S	5-11	200	8/11/94	3	Louisiana Tech	Ruston, La.	
28	Brown, Tony	CB	6-0	199	7/13/95	R	Alabama	Beaumont, Texas	
75	Bulaga, Bryan	T	6-5	314	3/21/89	9	Iowa	Woodstock, Ill.	
42	Burks, Oren	LB	6-3	233	3/21/95	R	Vanderbilt	Lorton, Va.	
97	Clark, Kenny	DL	6-3	314	10/4/95	3	UCLA	Rialto, Calif.	
21	Clinton-Dix, Ha Ha	S	6-1	208	12/21/92	5	Alabama	Orlando, Fla.	
18	Cobb, Randall	WR	5-10	192	8/22/90	8	Kentucky	Alcoa, Tenn.	
54	Crawford, James	LB	6-2	239	12/2/94	R	Illinois	Fort Lauderdale, Fla.	
2	Crosby, Mason	K	6-1	207	9/3/84	12	Colorado	Georgetown, Texas	
76	Daniels, Mike	DL	6-0	310	5/5/89	7	Iowa	Blackwood, N.J.	
51	Fackrell, Kyler	LB	6-5	245	11/25/91	3	Utah State	Mesa, Ariz.	
93	Gilbert, Reggie	LB	6-3	261	4/1/93	1	Arizona	Laveen, Ariz.	
80	Graham, Jimmy	TE	6-7	265	11/24/86	9	Miami	Wilson, N.C.	
36	Greene, Raven	S	5-11	197	2/2/95	R	James Madison	Virginia Beach, Va.	
37	Jackson, Josh	CB	6-0	196	4/3/96	R	Iowa	Corinth, Texas	
33	Jones, Aaron	RB	5-9	208	12/2/94	2	Texas-El Paso	El Paso, Texas	
27	Jones, Josh	S	6-2	220	9/20/94	2	North Carolina State	Walled Lake, Mich.	
84	Kendricks, Lance	TE	6-3	250	1/30/88	8	Wisconsin	Milwaukee, Wis.	
20	King, Kevin	CB	6-3	200	5/5/95	2	Washington	Oakland, Calif.	
9	Kizer, DeShone	QB	6-4	235	1/3/96	2	Notre Dame	Toledo, Ohio	
95	Lancaster, Tyler	DL	6-3	313	11/4/94	R	Northwestern	Plainfield, Ill.	
89	Lewis, Mercedes	TE	6-6	267	5/19/84	13	UCLA	Long Beach, Calif.	
70	Light, Alex	T/G	6-5	309	5/2/96	R	Richmond	Salem, Va.	
63	Linsley, Corey	C	6-3	301	7/27/91	5	Ohio State	Boardman, Ohio	
94	Lowry, Dean	DL	6-6	296	6/9/94	3	Northwestern	Rockford, Ill.	
50	Martinez, Blake	LB	6-2	237	1/9/94	3	Stanford	Oro Valley, Ariz.	
52	Matthews, Clay	LB	6-3	255	5/14/86	10	Southern California	Agoura Hills, Calif.	
64	McCray, Justin	G	6-3	317	5/31/92	2	Central Florida	Miami, Fla.	
88	Montgomery, Ty	RB	6-0	216	1/22/93	4	Stanford	Dallas, Texas	
82	Moore, J'Mon	WR	6-3	205	5/23/95	R	Missouri	Missouri City, Texas	
44	Morrison, Antonio	LB	6-1	241	12/6/94	3	Florida	Bolingbrook, Ill.	
62	Patrick, Lucas	G	6-3	313	7/30/93	2	Duke	Brentwood, Tenn.	
53	Perry, Nick	LB	6-3	265	4/12/90	7	Southern California	Detroit, Mich.	
12	Rodgers, Aaron	QB	6-2	225	12/2/83	14	California	Chico, Calif.	
6	Scott, JK	P	6-6	208	10/30/95	R	Alabama	Denver, Colo.	
78	Spriggs, Jason	T	6-6	301	5/17/94	3	Indiana	Elkhart, Ind.	
19	St. Brown, Equanimeous	WR	6-5	214	9/30/96	R	Notre Dame	Anaheim, Calif.	
65	Taylor, Lane	G	6-3	324	11/22/89	6	Oklahoma State	Arlington, Texas	
85	Tonyan, Robert	TE	6-5	237	4/30/94	1	Indiana State	McHenry, Ill.	
56	Toomer, Korey	LB	6-2	235	12/9/88	5	Idaho	Las Vegas, Nev.	
83	Valdes-Scantling, Marquez	WR	6-4	206	10/10/94	R	South Florida	St. Petersburg, Fla.	
35	Whitehead, Jermaine	S	5-11	195	3/12/93	2	Auburn	Greenwood, Miss.	
30	Williams, Jamaal	RB	6-0	213	4/3/95	2	Brigham Young	Fontana, Calif.	
38	Williams, Tramon	CB	5-11	191	3/16/83	12	Louisiana Tech	Houma, La.	

PRACTICE SQUAD

32	Carson, Tra	RB	5-11	228	10/24/92	2	Texas A&M	Texarkana, Texas
71	Coyle, Anthony	G	6-4	298	12/19/96	R	Fordham	Staten Island, N.Y.
91	Donnerson, Kendall	LB	6-3	249	4/22/96	R	Southeast Missouri	Maumelle, Ark.
13	Hatcher, Keon	WR	6-1	212	9/11/94	1	Arkansas	Owasso, Okla.
40	Kerridge, Joe	FB	6-0	245	9/17/92	3	Michigan	Traverse City, Mich.
99	Looney, James	DL	6-3	287	5/15/95	R	California	Lake Worth, Fla.
77	Pankey, Adam	G/T	6-5	313	2/2/94	2	West Virginia	Hamilton, Ohio
25	Redmond, Will	CB	5-11	186	12/28/93	3	Mississippi State	Memphis, Tenn.
79	Simon, Deon	DL	6-4	332	7/6/90	2	Northwestern State	Glen Oaks, La.
45	Vitale, Danny	FB	6-0	239	10/26/93	3	Northwestern	Wheaton, Ill.

RESERVE/INJURED

11	Davis, Trevor	WR	6-1	188	7/4/93	3	California	Martinez, Calif.
31	House, Davon	CB	6-0	195	7/10/89	8	New Mexico State	Palmdale, Calif.
16	Kumerow, Jake	WR	6-4	209	2/17/92	1	Wisconsin-Whitewater	Bartlett, Ill.
68	Murphy, Kyle	T	6-6	305	12/11/93	3	Stanford	San Clemente, Calif.
47	Ryan, Jake	LB	6-2	240	2/27/92	4	Michigan	Cleveland, Ohio
96	Wilkerson, Muhammad	DL	6-4	315	10/22/89	8	Temple	Linden, N.J.

RESERVE/DID NOT REPORT

61	Madison, Cole	G	6-5	308	12/20/94	R	Washington State	Burien, Wash.
----	---------------	---	-----	-----	----------	---	------------------	---------------



No	NUMERICAL ROSTER	Pos	Ht	Wt	Age	NFL	College	How	Reg. season
						Exp		Acquired	GP/GS/DNP/IA
2	Mason Crosby	K	6-1	207	34	12	Colorado	D6c-07	7/0/0/0
6	JK Scott	P	6-6	208	23	R	Alabama	D5b-18	7/0/0/0
8	Tim Boyle	QB	6-4	232	24	R	Eastern Kentucky	FA-18	0/0/1/6
9	DeShone Kizer	QB	6-4	235	22	2	Notre Dame	T (Cle.)-18	1/0/6/0
12	Aaron Rodgers	QB	6-2	225	34	14	California	D1-05	7/7/0/0
17	Davante Adams	WR	6-1	215	25	5	Fresno State	D2-14	7/7/0/0
18	Randall Cobb	WR	5-10	192	28	8	Kentucky	D2-11	4/3/0/3
19	Equanimeous St. Brown	WR	6-5	214	22	R	Notre Dame	D6-18	4/2/1/2
20	Kevin King	CB	6-3	200	23	2	Washington	D2a-17	5/5/0/2
21	Ha Ha Clinton-Dix	S	6-1	208	25	5	Alabama	D1-14	7/7/0/0
23	Jaire Alexander	CB	5-10	196	21	R	Louisville	D1-18	6/3/0/1
26	Bashaud Breeland	CB	5-11	195	26	5	Clemson	FA-18	0/0/0/4
27	Josh Jones	S	6-2	220	24	2	North Carolina State	D2b-17	4/0/0/3
28	Tony Brown	CB	6-0	199	23	R	Alabama	FA-18	3/0/0/1
29	Kentrell Brice	S	5-11	200	24	3	Louisiana Tech	FA-16	7/7/0/0
30	Jamaal Williams	RB	6-0	213	23	2	Brigham Young	D4b-17	7/5/0/0
33	Aaron Jones	RB	5-9	208	23	2	Texas-El Paso	D5b-17	5/2/0/0
35	Jermaine Whitehead	S	5-11	195	25	2	Auburn	FA-16	6/2/0/1
36	Raven Greene	S	5-11	197	23	R	James Madison	FA-18	5/0/0/2
37	Josh Jackson	CB	6-0	196	22	R	Iowa	D2-18	7/3/0/0
38	Tramon Williams	CB	5-11	191	35	12	Louisiana Tech	UFA (Ari.)-18	7/7/0/0
42	Oren Burks	LB	6-3	233	23	R	Vanderbilt	D3-18	5/2/0/2
43	Hunter Bradley	LS	6-3	241	24	R	Mississippi State	D7b-18	7/0/0/0
44	Antonio Morrison	LB	6-1	241	23	3	Florida	T (Ind.)-18	7/2/0/0
50	Blake Martinez	LB	6-2	237	24	3	Stanford	D4a-16	7/7/0/0
51	Kyler Fackrell	LB	6-5	245	26	3	Utah State	D3-16	7/0/0/0
52	Clay Matthews	LB	6-3	255	32	10	Southern California	D1b-09	7/7/0/0
53	Nick Perry	LB	6-3	265	28	7	Southern California	D1-12	7/7/0/0
54	James Crawford	LB	6-2	239	23	R	Illinois	FA-18	7/0/0/0
56	Korey Toomer	LB	6-2	235	29	5	Idaho	FA-18	4/0/2/1
62	Lucas Patrick	G	6-3	313	25	2	Duke	FA-16	6/0/1/0
63	Corey Linsley	C	6-3	301	27	5	Ohio State	D5a-14	7/7/0/0
64	Justin McCray	G	6-3	317	26	2	Central Florida	FA-17	5/3/0/2
65	Lane Taylor	G	6-3	324	28	6	Oklahoma State	FA-13	7/7/0/0
69	David Bakhtiari	T	6-4	310	27	6	Colorado	D4a-13	7/7/0/0
70	Alex Light	T/G	6-5	309	22	R	Richmond	FA-18	0/0/0/7
74	Byron Bell	T/G	6-5	320	29	8	New Mexico	FA-18	7/4/0/0
75	Bryan Bulaga	T	6-5	314	29	9	Iowa	D1-10	7/7/0/0
76	Mike Daniels	DL	6-0	310	29	7	Iowa	D4a-12	7/6/0/0
78	Jason Spriggs	T	6-6	301	24	3	Indiana	D2-16	6/0/0/1
80	Jimmy Graham	TE	6-7	265	31	9	Miami	UFA (Sea.)-18	7/6/0/0
81	Geronimo Allison	WR	6-3	202	24	3	Illinois	FA-16	5/4/0/2
82	J'Mon Moore	WR	6-3	205	23	R	Missouri	D4-18	3/0/0/4
83	Marquez Valdes-Scantling	WR	6-4	206	24	R	South Florida	D5c-18	7/4/0/0
84	Lance Kendricks	TE	6-3	250	30	8	Wisconsin	FA-17	7/0/0/0
85	Robert Tonyan	TE	6-5	237	24	1	Indiana State	FA-17	7/0/0/0
88	Ty Montgomery	RB	6-0	216	25	4	Stanford	D3-15	7/0/0/0
89	Marcedes Lewis	TE	6-6	267	34	13	UCLA	FA-18	7/2/0/0
90	Montravius Adams	DL	6-4	304	23	2	Auburn	D3-17	7/0/0/0
93	Reggie Gilbert	LB	6-3	261	25	1	Arizona	FA-16	7/0/0/0
94	Dean Lowry	DL	6-6	296	24	3	Northwestern	D4b-16	7/2/0/0
95	Tyler Lancaster	DL	6-3	313	24	R	Northwestern	FA-18	2/0/1/0
97	Kenny Clark	DL	6-3	314	23	3	UCLA	D1-16	7/7/0/0

PRACTICE SQUAD

13	Keon Hatcher	WR	6-1	212	24	1	Arkansas	FA-18	1/0/0/0
25	Will Redmond	CB	5-11	186	24	3	Mississippi State	FA-18	0/0/0/0
32	Tra Carson	RB	5-11	228	26	2	Texas A&M	FA-18	2/0/0/0
40	Joe Kerridge	FB	6-0	245	26	3	Michigan	FA-16	0/0/0/0
45	Danny Vitale	FB	6-0	239	25	3	Northwestern	FA-18	0/0/0/0
71	Anthony Coyle	G	6-4	298	22	R	Fordham	FA-18	0/0/0/0
77	Adam Pankey	G/T	6-5	313	24	2	West Virginia	FA-17	0/0/0/0
79	Deon Simon	DL	6-4	332	28	2	Northwestern State	FA-18	0/0/0/0
91	Kendall Donnerson	LB	6-3	249	22	R	Southeast Missouri	D7c-18	0/0/0/0
99	James Looney	DL	6-3	287	23	R	California	D7a-18	0/0/0/0

RESERVE/INJURED

11	Trevor Davis	WR	6-1	188	25	3	California	D5-16	0/0/0/1
16	Jake Kumerow	WR	6-4	209	26	1	Wisconsin-Whitewater	FA-17	0/0/0/0
31	Davon House	CB	6-0	195	29	8	New Mexico State	FA-17	3/0/0/0
47	Jake Ryan	LB	6-2	240	26	4	Michigan	D4-15	0/0/0/0
68	Kyle Murphy	T	6-6	305	24	3	Stanford	D6-16	0/0/0/0
96	Muhammad Wilkerson	DL	6-4	315	28	8	Temple	FA-18	3/3/0/0

RESERVE/DID NOT REPORT

61	Cole Madison	G	6-5	308	23	R	Washington State	D5a-18	0/0/0/0
----	--------------	---	-----	-----	----	---	------------------	--------	---------



OFFENSE

WR:	18	Randall Cobb	<u>82</u>	<u>J'Mon Moore</u>	
LT:	69	David Bakhtiari	78	Jason Spriggs	<u>70</u> <u>Alex Light</u>
LG:	65	Lane Taylor	62	Lucas Patrick	
C:	63	Corey Linsley	62	Lucas Patrick	
RG:	74	Byron Bell	64	Justin McCray	
RT:	75	Bryan Bulaga	74	Byron Bell	
TE:	80	Jimmy Graham	84	Lance Kendricks	89 Mercedes Lewis 85 Robert Tonyan
WR:	17	Davante Adams	<u>19</u>	<u>Equanimeous St. Brown</u>	
WR:	81	Geronimo Allison	<u>83</u>	<u>Marquez Valdes-Scantling</u>	
QB:	12	Aaron Rodgers	9	DeShone Kizer	<u>8</u> <u>Tim Boyle</u>
RB:	33	Aaron Jones	30	Jamaal Williams	88 Ty Montgomery

DEFENSE

DE:	94	Dean Lowry	90	Montravius Adams	
NT:	97	Kenny Clark	<u>95</u>	<u>Tyler Lancaster</u>	
DE:	76	Mike Daniels	90	Montravius Adams	
OLB:	52	Clay Matthews	93	Reggie Gilbert	
ILB:	50	Blake Martinez	44	Antonio Morrison	
ILB:	<u>42</u>	<u>Oren Burks</u>	56	Korey Toomer	<u>54</u> <u>James Crawford</u>
OLB:	53	Nick Perry	51	Kyler Fackrell	
CB:	38	Tramon Williams	<u>23</u>	<u>Jaire Alexander</u>	26 Bashaud Breeland
CB:	20	Kevin King	<u>37</u>	<u>Josh Jackson</u>	<u>28</u> <u>Tony Brown</u>
S:	21	Ha Ha Clinton-Dix	35	Jermaine Whitehead	<u>36</u> <u>Raven Greene</u>
S:	29	Kentrell Brice	27	Josh Jones	

SPECIAL TEAMS

K:	2	Mason Crosby			
P:	<u>6</u>	<u>JK Scott</u>			
H:	<u>6</u>	<u>JK Scott</u>	18	Randall Cobb	
PR:	18	Randall Cobb	38	Tramon Williams	<u>23</u> <u>Jaire Alexander</u>
KR:	88	Ty Montgomery	<u>83</u>	<u>Marquez Valdes-Scantling</u>	<u>23</u> <u>Jaire Alexander</u>
LS:	<u>43</u>	<u>Hunter Bradley</u>			

Rookies are underlined

COACH LOCATIONS

► **Coaches' Box:** Jeff Blasko (assistant offensive line), Ryan Downard (defensive quality control), Scott McCurley (defensive assistant), Mike Pettine (defensive coordinator), Joe Philbin (offensive coordinator), Omar Young (coaching administrator).

► **Sideline:** Brian Angelichio (tight ends), James Campen (offense – run game coordinator/offensive line), Frank Cignetti Jr. (quarterbacks), Maurice Drayton (assistant special teams), Patrick Graham (defense – run game coordinator/inside linebackers), Jay Hayes (assistant defensive line), Jim Hostler (offense - pass game coordinator), Jerry Montgomery (defensive line), Winston Moss (associate head coach/linebackers), David Raih (wide receivers), Jason Simmons (secondary), Ben Sirmans (running backs), Joe Whitt Jr. (defense - pass game coordinator), Ron Zook (special teams coordinator).



ROSTER BY POSITION

QUARTERBACK (3)

Tim Boyle
DeShone Kizer
Aaron Rodgers

RUNNING BACK (3)

Aaron Jones
Ty Montgomery
Jamaal Williams

WIDE RECEIVER (6)

Davante Adams
Geronimo Allison
Randall Cobb
J'Mon Moore
Equanimeous St. Brown
Marquez Valdes-Scantling

TIGHT END (4)

Jimmy Graham
Lance Kendricks
Mercedes Lewis
Robert Tonyan

OFFENSIVE LINE (9)

David Bakhtiari
Byron Bell
Bryan Bulaga
Alex Light
Corey Linsley
Justin McCray
Lucas Patrick
Jason Spriggs
Lane Taylor

DEFENSIVE LINE (5)

Montravius Adams
Kenny Clark
Mike Daniels
Tyler Lancaster
Dean Lowry

Rookies are underlined

LINEBACKER (9)

Oren Burks
James Crawford
Kyler Fackrell
Reggie Gilbert
Blake Martinez
Clay Matthews
Antonio Morrison
Nick Perry
Korey Toomer

CORNERBACK (6)

Jaire Alexander
Bashaud Breeland
Tony Brown
Josh Jackson
Kevin King
Tramon Williams

SAFETY (5)

Kentrell Brice
Ha Ha Clinton-Dix
Raven Greene
Josh Jones
Jermaine Whitehead

SPECIALIST (3)

Hunter Bradley
Mason Crosby
JK Scott

PRONUNCIATION GUIDE

PLAYERS

Montravius Adams mon-TRAY-vee-us
Jaire Alexander ji-air
David Bakhtiari bock-tee-R-ee
Bashaud Breeland BA-shaud
Kentrell Brice ken-TRELL
Bryan Bulaga buh-LAH-guh
Tra Carson tray
Kyler Fackrell FACK-rull
Joe Kerridge KAIR-idge
DeShone Kizer duh-SHONN
Jake Kumerow KOO-mer-o
J'Mon Moore JAY-mon
Equanimeous St. Brown eck-wah-nihm-ee-ous
Marquez Valdes-Scantling mar-KWEZ
Tramon Williams truh-MON

COACHES

Brian Angelichio an-juh-LEEK-o
James Campen KAMP-en
Ryan Downard DOWN-erd
Jim Hostler HOSS-ler
Mark Lovat luh-VOTT
Mike Pettine PETT-in
David Raih RYE

HOW THE PACKERS WERE BUILT

Year	Record	Draft (30)	Trades (2)	Free Agents (21)
2005	4-12	QB Aaron Rodgers D1		
2007	13-3	K Mason Crosby D6c		
2009	11-5	LB Clay Matthews D1b		
2010	10-6	T Bryan Bulaga D1		
2011	15-1	WR Randall Cobb D2		
2012	11-5	LB Nick Perry D1 DL Mike Daniels D4a		
2013	8-7-1	T David Bakhtiari D4a		G Lane Taylor
2014	12-4	S Ha Ha Clinton-Dix D1 WR Davante Adams D2 C Corey Linsley D5a		
2015	10-6	RB Ty Montgomery D3		
2016	10-6	DL Kenny Clark D1 T Jason Spriggs D2 LB Kyler Fackrell D3 LB Blake Martinez D4a DL Dean Lowry D4b		WR Geronimo Allison S Kentrell Brice LB Reggie Gilbert G Lucas Patrick S Jermaine Whitehead
2017	7-9	CB Kevin King D2a S Josh Jones D2b DL Montravius Adams D3 RB Jamaal Williams D4b RB Aaron Jones D5b		TE Lance Kendricks G Justin McCray TE Robert Tonyan
2018	3-3-1	CB Jaire Alexander D1 CB Josh Jackson D2 LB Oren Burks D3 WR J'Mon Moore D4 P JK Scott D5b WR Marquez Valdes-Scantling D5c WR Equanimeous St. Brown D6 LS Hunter Bradley D7b	LB Antonio Morrison (Ind.) QB DeShone Kizer (Cle.)	T/G Byron Bell QB Tim Boyle CB Bashaud Breeland CB Tony Brown LB James Crawford TE Jimmy Graham (UFA-Sea.) S Raven Greene DL Tyler Lancaster TE Mercedes Lewis T/G Alex Light LB Korey Toomer CB Tramon Williams (UFA-Ari.)

INDIVIDUAL STATISTICS, OFFENSE

RUSHING		J.Williams					A.Rodgers					T.Montgomery					A.Jones					
		No	Yds	Avg	Lg	TD	No	Yds	Avg	Lg	TD	No	Yds	Avg	Lg	TD	No	Yds	Avg	Lg	TD	
9/9	Chi	15	47	3.1	11	0	1	15	15.0	15	0	2	7	3.5	6	0						
9/16	Min	16	59	3.7	11	0	3	8	2.7	7	0	5	31	6.2	16	0						
9/23	at Was	5	29	5.8	10	0	2	13	6.5	10	0	4	16	4.0	11	0	6	42	7.0	17	0	
9/30	Buf	11	27	2.5	11	0	5	31	6.2	15	0	5	18	3.6	9	0	11	65	5.9	30	1	
10/7	at Det	6	33	5.5	11	0	3	10	3.3	6	0	4	15	3.8	10	0	7	40	5.7	18	0	
10/15	SF	6	29	4.8	9	0	3	34	11.3	21	0	4	12	3.0	14	1	8	41	5.1	16	0	
10/28	at LAR	4	9	2.3	5	1	1	5	5.0	5	0	2	6	3.0	5	0	12	86	7.2	33t	1	
11/4	at NE																					
11/11	Mia																					
11/15	at Sea																					
11/25	at Min																					
12/2	Ari																					
12/9	Atl																					
12/16	at Chi																					
12/23	at NYJ																					
12/30	Det																					
SEASON		63	233	3.7	11	1	18	116	6.4	21	0	26	105	4.0	16	1	44	274	6.2	33t	2	
CAREER		216	789	3.7	25	5	543	2786	5.1	35	25	177	849	4.8	61	7	125	722	5.8	46t	6	

ADDITIONAL REGULAR-SEASON RUSHING:

PASSING		A.Rodgers										D.Kizer							
		Att	Com	Pct	Yds	Sk/Yd	TD	Lg	Int	Rtng	Att	Com	Pct	Yds	Sk/Yd	TD	Lg	Int	Rtng
9/9	Chi	30	20	66.7	286	2/19	3	75t	0	130.7	7	4	57.1	55	2/21	0	29	1	42.9
9/16	Min	42	30	71.4	281	4/28	1	34	0	97.4									
9/23	at Was	44	27	61.4	265	4/25	2	64t	0	93.5									
9/30	Buf	40	22	55.0	298	2/16	1	43	1	76.9									
10/7	at Det	52	32	61.5	442	4/19	3	54	0	108.0									
10/15	SF	46	25	54.3	425	3/20	2	60	0	100.4									
10/28	at LAR	30	18	60.0	286	3/33	1	48	0	102.9									
11/4	at NE																		
11/11	Mia																		
11/15	at Sea																		
11/25	at Min																		
12/2	Ari																		
12/9	Atl																		
12/16	at Chi																		
12/23	at NYJ																		
12/30	Det																		
SEASON		284	174	61.3	2283	22/160	13	75t	1	100.4	7	4	57.1	55	2/21	0	29	1	42.9
CAREER		5179	3362	64.9	40785	385/2491	326	93t	79	103.6	483	259	53.6	2949	40/247	11	56t	23	60.0

ADDITIONAL REGULAR-SEASON PASSING: J.Scott 0-1

INDIVIDUAL STATISTICS, OFFENSE

	RECEIVING R.Cobb					D.Adams					G.Allison					T.Montgomery					J.Graham					L.Kendricks					
	No	Yds	Avg	Lg	TD	No	Yds	Avg	Lg	TD	No	Yds	Avg	Lg	TD	No	Yds	Avg	Lg	TD	No	Yds	Avg	Lg	TD	No	Yds	Avg	Lg	TD	
9/9	Chi	9	142	15.8	75t	1	5	88	17.6	51	1	5	69	13.8	39t	1	2	21	10.5	13	0	2	8	4.0	7	0	1	13	13.0	13	0
9/16	Min	4	30	7.5	14	0	8	64	8.0	16	1	6	64	10.7	22	0	1	9	9.0	9	0	6	95	15.8	34	0	1	4	4.0	4	0
9/23	at Was	4	22	5.5	11	0	7	52	7.4	16	1	2	76	38.0	64t	1	6	49	8.2	16	0	5	45	9.0	18	0	0	0	--	--	0
9/30	Buf			(Inactive)			8	81	10.1	25	0	6	80	13.3	27	0	2	56	38.0	43	0	3	21	7.0	13	1	1	5	5.0	5	0
10/7	at Det			(Inactive)			9	140	15.6	30	1		(Inactive)				1	23	23.0	23	0	6	76	12.7	24	0	2	8	4.0	7	1
10/15	SF			(Inactive)			10	132	13.2	38	2		(Inactive)				2	10	5.0	5	0	5	104	20.8	54	0	2	37	18.5	22	0
10/28	at LAR	4	40	10.0	18	0	5	133	26.6	48	0	1	14	14.0	14	0	1	2	2.0	2	0	1	21	21.0	21	0	0	0	--	--	0
11/4	at NE																														
11/11	Mia																														
11/15	at Sea																														
11/25	at Min																														
12/2	Ari																														
12/9	Atl																														
12/16	at Chi																														
12/23	at NYJ																														
12/30	Det																														
SEASON		21	234	11.1	75t	1	52	690	13.3	51	6	20	303	15.2	64t	2	15	170	11.3	43	0	28	370	13.2	54	1	7	67	9.6	22	1
CAREER		453	5375	11.9	75t	40	289	3501	12.1	66t	32	55	758	13.8	72	4	97	827	8.5	43	3	584	7170	12.3	59	70	229	2402	10.5	80t	19

	RECEIVING J.Williams					M.Valdes-Scantling					A.Jones					E.St. Brown					
	No	Yds	Avg	Lg	TD	No	Yds	Avg	Lg	TD	No	Yds	Avg	Lg	TD	No	Yds	Avg	Lg	TD	
9/9	Chi	0	0	--	--	0	0	0	--	--	0		(Reserve/Susp.)			0	0	--	--	0	
9/16	Min	3	12	4.0	7	0	1	3	3.0	3	0		(Reserve/Susp.)				(Inactive)				
9/23	at Was	2	16	8.0	11	0	0	0	--	--	0	1	5	5.0	5	0		(Inactive)			
9/30	Buf	0	0	--	--	0	1	38	38.0	38	0	1	17	17.0	17	0		(Did Not Play)			
10/7	at Det	2	19	9.5	12	0	7	68	9.7	14	1	2	19	9.5	12	0	3	89	29.7	54	0
10/15	SF	1	10	10.0	10	0	3	103	34.3	60	0	0	0	--	--	0	1	19	19.0	19	0
10/28	at LAR	0	0	--	--	0	2	45	22.5	40t	1	2	0	0.0	1	0	2	31	15.5	23	0
11/4	at NE																				
11/11	Mia																				
11/15	at Sea																				
11/25	at Min																				
12/2	Ari																				
12/9	Atl																				
12/16	at Chi																				
12/23	at NYJ																				
12/30	Det																				
SEASON		8	57	7.1	12	0	14	257	18.4	60	2	6	41	6.8	17	0	6	139	23.2	54	0
CAREER		33	319	9.7	54t	2	14	257	18.4	60	2	15	63	4.2	17	0	6	139	23.2	54	0

ADDITIONAL REGULAR-SEASON RECEIVING: J.Moore 1-10

INDIVIDUAL STATISTICS, OFFENSE

RUSHING

		J.Williams										A.Rodgers										T.Montgomery																								
		First Half					Second Half/OT					First Half					Second Half/OT					First Half					Second Half/OT																			
		No	Yds	Avg	Lg	TD	No	Yds	Avg	Lg	TD	No	Yds	Avg	Lg	TD	No	Yds	Avg	Lg	TD	No	Yds	Avg	Lg	TD	No	Yds	Avg	Lg	TD	No	Yds	Avg	Lg	TD										
9/9	Chi	8	27	3.4	11	0	7	20	2.9	8	0	1	15	15.0	15	0	0	0	0	--	--	0	1	1	1.0	1	0	1	6	6.0	6	0														
9/16	Min	5	19	3.8	8	0	11	40	3.6	11	0	1	7	7.0	7	0	2	1	0.5	4	0	4	28	7.0	16	0	1	3	3.0	3	0	1	3	3.0	3	0										
9/23	at Was	3	24	8.0	10	0	2	5	2.5	5	0	1	3	3.0	3	0	1	10	10.0	10	0	4	16	4.0	11	0	0	0	--	--	0	0	0	--	--	0										
9/30	Buf	7	23	3.3	11	0	4	4	1.0	4	0	4	29	7.3	15	0	1	2	2.0	2	0	2	13	6.5	9	0	3	5	1.7	6	0															
10/7	at Det	4	18	4.5	6	0	2	15	7.5	11	0	2	4	2.0	5	0	1	6	6.0	6	0	1	3	3.0	3	0	3	12	4.0	10	0															
10/15	SF	3	9	3.0	3	0	3	20	6.7	9	0	1	6	6.0	6	0	2	28	14.0	21	0	2	-4	-2.0	2t	1	2	16	8.0	14	0															
10/28	at LAR	3	4	1.3	5	1	1	5	5.0	5	0	1	5	5.0	5	0	0	0	--	--	0	2	6	3.0	5	0	0	0	--	--	0															
11/4	at NE																																													
11/11	Mia																																													
11/15	at Sea																																													
11/25	at Min																																													
12/2	Ari																																													
12/9	Atl																																													
12/16	at Chi																																													
12/23	at NYJ																																													
12/30	Det																																													
SEASON		33	124	3.8	11	1	30	109	3.6	11	0	11	69	6.3	15	0	7	47	6.7	21	0	16	63	3.9	16	1	10	42	4.2	14	0															

RUSHING

		A.Jones									
		First Half					Second Half/OT				
		No	Yds	Avg	Lg	TD	No	Yds	Avg	Lg	TD
9/9	Chi										
9/16	Min										
9/23	at Was	4	24	6.0	10	0	2	18	9.0	17	0
9/30	Buf	5	39	7.8	30	1	6	26	4.3	11	0
10/7	at Det	7	40	5.7	18	0	0	0	--	--	0
10/15	SF	4	29	7.3	16	0	4	12	3.0	6	0
10/28	at LAR	8	44	5.5	13	0	4	42	10.5	33t	1
11/4	at NE										
11/11	Mia										
11/15	at Sea										
11/25	at Min										
12/2	Ari										
12/9	Atl										
12/16	at Chi										
12/23	at NYJ										
12/30	Det										
SEASON		28	176	6.3	30	1	16	98	6.1	33t	1

INDIVIDUAL STATISTICS, OFFENSE

PASSING

A.Rodgers

		First Half										Second Half/OT									
		Att	Com	Pct	Yds	Sk/Yd	TD	Lg	Int	Rtng	Att	Com	Pct	Yds	Sk/Yd	TD	Lg	Int	Rtng		
9/9	Chi	7	3	42.9	13	2/19	0	7	0	50.3	23	17	73.9	273	0/0	3	75t	0	152.7		
9/16	Min	17	12	70.6	80	1/7	1	14	0	100.1	25	18	72.0	201	3/21	0	34	0	95.6		
9/23	at Was	15	9	60.0	126	2/14	1	64t	0	109.3	29	18	62.1	139	2/11	1	18	0	85.3		
9/30	Buf	20	12	60.0	158	1/10	1	43	1	80.8	20	10	50.0	140	1/6	0	38	0	72.9		
10/7	at Det	19	9	47.4	141	2/6	0	30	0	72.5	33	23	69.7	301	2/13	3	54	0	128.5		
10/15	SF	20	11	55.0	222	1/5	1	60	0	110.8	26	14	53.8	203	2/15	1	38	0	92.3		
10/28	at LAR	13	7	53.8	127	1/14	0	48	0	87.7	17	11	64.7	159	2/19	1	41	0	114.6		
11/4	at NE																				
11/11	Mia																				
11/15	at Sea																				
11/25	at Min																				
12/2	Ari																				
12/9	Atl																				
12/16	at Chi																				
12/23	at NYJ																				
12/30	Det																				
SEASON		111	63	56.8	867	10/75	4	64t	1	90.2	173	111	64.2	1416	12/85	9	75t	0	107.0		

PASSING

D.Kizer

		First Half										Second Half/OT									
		Att	Com	Pct	Yds	Sk/Yd	TD	Lg	Int	Rtng	Att	Com	Pct	Yds	Sk/Yd	TD	Lg	Int	Rtng		
9/9	Chi	7	4	57.1	55	2/21	0	29	1	42.9											
9/16	Min																				
9/23	at Was																				
9/30	Buf																				
10/7	at Det																				
10/15	SF																				
10/28	at LAR																				
11/4	at NE																				
11/11	Mia																				
11/15	at Sea																				
11/25	at Min																				
12/2	Ari																				
12/9	Atl																				
12/16	at Chi																				
12/23	at NYJ																				
12/30	Det																				
SEASON		7	4	57.1	55	2/21	0	29	1	42.9	0	0	0.0	0	0/0	0	0	0	0.0		

INDIVIDUAL STATISTICS, OFFENSE

RECEIVING R.Cobb

		First Half					Second Half/OT					TD
		No	Yds	Avg	Lg	TD	No	Yds	Avg	Lg	TD	
9/9	Chi	2	34	17.0	29	0	7	108	15.4	75t	1	
9/16	Min	2	17	8.5	14	0	2	13	6.5	9	0	
9/23	at Was	1	11	11.0	11	0	3	11	3.7	9	0	
9/30	Buf										(Inactive)	
10/7	at Det										(Inactive)	
10/15	SF										(Inactive)	
10/28	at LAR	2	28	14.0	18	0	2	12	6.0	8	0	
11/4	at NE											
11/11	Mia											
11/15	at Sea											
11/25	at Min											
12/2	Ari											
12/9	Atl											
12/16	at Chi											
12/23	at NYJ											
12/30	Det											
SEASON		7	90	12.9	29	0	14	144	10.3	75t	1	

D.Adams

		First Half					Second Half/OT					TD
		No	Yds	Avg	Lg	TD	No	Yds	Avg	Lg	TD	
9/9	Chi	1	11	11.0	11	0	4	77	19.3	51	1	
9/16	Min	4	35	8.8	13	1	4	29	7.3	16	0	
9/23	at Was	4	26	6.5	14	0	3	26	8.7	16	1	
9/30	Buf	4	49	12.3	25	0	4	32	8.0	10	0	
10/7	at Det	2	52	26.0	30	0	7	88	12.6	23	1	
10/15	SF	4	42	21.0	15	1	6	90	15.0	38	1	
10/28	at LAR	1	48	48.0	48	0	4	85	21.3	41	0	
11/4	at NE											
11/11	Mia											
11/15	at Sea											
11/25	at Min											
12/2	Ari											
12/9	Atl											
12/16	at Chi											
12/23	at NYJ											
12/30	Det											
SEASON		20	263	13.2	48	2	32	427	13.3	51	4	

G.Allison

		First Half					Second Half/OT					TD
		No	Yds	Avg	Lg	TD	No	Yds	Avg	Lg	TD	
9/9	Chi	1	2	2.0	2	0	4	67	16.8	39t	1	
9/16	Min	0	0	--	--	0	6	64	10.7	22	0	
9/23	at Was	2	76	38.0	64t	1	0	0	--	--	0	
9/30	Buf	3	28	9.3	12	0	3	52	17.3	27	0	
10/7	at Det										(Inactive)	
10/15	SF										(Inactive)	
10/28	at LAR	0	0	--	--	0	1	14	14.0	14	0	
11/4	at NE											
11/11	Mia											
11/15	at Sea											
11/25	at Min											
12/2	Ari											
12/9	Atl											
12/16	at Chi											
12/23	at NYJ											
12/30	Det											
SEASON		6	106	17.7	64t	1	14	197	14.1	39t	1	

RECEIVING T.Montgomery

		First Half					Second Half/OT					TD
		No	Yds	Avg	Lg	TD	No	Yds	Avg	Lg	TD	
9/9	Chi	1	13	13.0	13	0	1	8	8.0	8	0	
9/16	Min	1	9	9.0	9	0	0	0	--	--	0	
9/23	at Was	1	7	7.0	7	0	5	42	8.4	16	0	
9/30	Buf	2	56	28.0	43	0	0	0	--	--	0	
10/7	at Det	0	0	--	--	0	1	23	23.0	23	0	
10/15	SF	1	5	5.0	5	0	1	5	5.0	5	0	
10/28	at LAR	1	2	2.0	2	0	0	0	--	--	0	
11/4	at NE											
11/11	Mia											
11/15	at Sea											
11/25	at Min											
12/2	Ari											
12/9	Atl											
12/16	at Chi											
12/23	at NYJ											
12/30	Det											
SEASON		7	92	13.1	43	0	8	78	9.8	23	0	

J.Graham

		First Half					Second Half/OT					TD
		No	Yds	Avg	Lg	TD	No	Yds	Avg	Lg	TD	
9/9	Chi	2	8	4.0	7	0	0	0	--	--	0	
9/16	Min	2	11	5.5	8	0	4	84	21.0	34	0	
9/23	at Was	1	6	6.0	6	0	4	39	9.8	18	0	
9/30	Buf	2	8	4.0	5	1	1	13	13.0	13	0	
10/7	at Det	2	35	17.5	24	0	4	41	10.3	14	0	
10/15	SF	2	68	34.0	54	0	3	36	12.0	21	0	
10/28	at LAR	1	21	21.0	21	0	0	0	--	--	0	
11/4	at NE											
11/11	Mia											
11/15	at Sea											
11/25	at Min											
12/2	Ari											
12/9	Atl											
12/16	at Chi											
12/23	at NYJ											
12/30	Det											
SEASON		12	157	13.1	54	1	16	213	13.3	34	0	

L.Kendricks

		First Half					Second Half/OT					TD
		No	Yds	Avg	Lg	TD	No	Yds	Avg	Lg	TD	
9/9	Chi	0	0	--	--	0	1	13	13.0	13	0	
9/16	Min	0	0	--	--	0	1	4	4.0	4	0	
9/23	at Was	0	0	--	--	0	0	0	--	--	0	
9/30	Buf	0	0	--	--	0	1	5	5.0	5	0	
10/7	at Det	1	7	7.0	7	0	1	1	1.0	1t	1	
10/15	SF	2	37	18.5	22	0	0	0	--	--	0	
10/28	at LAR	0	0	--	--	0	0	0	--	--	0	
11/4	at NE											
11/11	Mia											
11/15	at Sea											
11/25	at Min											
12/2	Ari											
12/9	Atl											
12/16	at Chi											
12/23	at NYJ											
12/30	Det											
SEASON		3	44	14.7	22	0	4	23	5.8	13	1	

RECEIVING J.Williams

		First Half					Second Half/OT					TD
		No	Yds	Avg	Lg	TD	No	Yds	Avg	Lg	TD	
9/9	Chi	0	0	--	--	0	0	0	--	--	0	
9/16	Min	2	5	2.5	3	0	1	7	7.0	7	0	
9/23	at Was	0	0	--	--	0	2	16	8.0	11	0	
9/30	Buf	0	0	--	--	0	0	0	--	--	0	
10/7	at Det	0	0	--	--	0	2	19	9.5	12	0	
10/15	SF	1	10	10.0	10	0	0	0	--	--	0	
10/28	at LAR	0	0	--	--	0	0	0	--	--	0	
11/4	at NE											
11/11	Mia											
11/15	at Sea											
11/25	at Min											
12/2	Ari											
12/9	Atl											
12/16	at Chi											
12/23	at NYJ											
12/30	Det											
SEASON		3	15	5.0	10	0	5	42	8.4	12	0	

M.Valdes-Scantling

		First Half					Second Half/OT					TD
		No	Yds	Avg	Lg							

INDIVIDUAL STATISTICS, OFFENSE

RECEIVING E.St. Brown

		First Half					Second Half/OT				
		No	Yds	Avg	Lg	TD	No	Yds	Avg	Lg	TD
9/9	Chi	0	0	--	--	0	0	0	--	--	0
9/16	Min										
9/23	at Was										
9/30	Buf										
10/7	at Det	1	17	17.0	17	0	2	72	36.0	54	0
10/15	SF	0	0	--	--	0	1	19	19.0	19	0
10/28	at LAR	1	23	23.0	23	0	1	8	8.0	8	0
11/4	at NE										
11/11	Mia										
11/15	at Sea										
11/25	at Min										
12/2	Ari										
12/9	Atl										
12/16	at Chi										
12/23	at NYJ										
12/30	Det										
SEASON		2	40	20.0	23	0	4	99	24.8	54	0

INDIVIDUAL STATISTICS, DEFENSE

	M.Adams					J.Alexander					K.Brice					K.Clark					H.Clinton-Dix					M.Daniels					
	UT	A	Sk	Int	PD	UT	A	Sk	Int	PD	UT	A	Sk	Int	PD	UT	A	Sk	Int	PD	UT	A	Sk	Int	PD	UT	A	Sk	Int	PD	
9/9	Chi	1	0	0-0	0	0	3	0	0-0	0	1	9	3	1-0	0	1	2	1	0-0	0	0	8	1	0-0	0	0	3	1	1-0	0	0
9/16	Min	0	0	0-0	0	0	7	3	0.5-3	0	0	5	2	0-0	0	0	4	2	1-7	0	1	5	3	0-0	1	2	1	2	0-0	0	0
9/23	at Was	0	1	0-0	0	0	5	2	0-0	0	0	3	1	0-0	0	0	7	3	0-0	0	1	3	4	0-0	1	1	1	0	0-0	0	0
9/30	Buf	0	0	0-0	0	0	0	2	0-0	1	2	2	1	0-0	0	0	2	1	0-0	0	0	2	2	0-0	1	1	1	0	0-0	0	0
10/7	at Det	0	0	0-0	0	0	(Inactive)					3	2	0-0	0	1	3	2	0-0	0	0	2	1	1-5	0	0	2	1	0-0	0	0
10/15	SF	0	0	0-0	0	0	(Inactive)					3	3	0-0	0	0	5	3	1-6	0	0	2	1	0-0	0	0	2	0	0-0	0	0
10/28	at LAR	0	2	0-0	0	0	7	1	0-0	0	5	2	2	0-0	0	1	5	3	2-12	0	0	4	0	0-0	0	0	2	3	0-0	0	0
11/4	at NE																														
11/11	Mia																														
11/15	at Sea																														
11/25	at Min																														
12/2	Ari																														
12/9	Atl																														
12/16	at Chi																														
12/23	at NYJ																														
12/30	Det																														
SEASON		1	3	0-0	0	0	22	8	0.5-3	1	8	27	14	1-0	0	3	28	15	4-25	0	2	26	12	1-5	3	4	12	7	1-0	0	0
CAREER		2	7	0-0	0	0	22	8	0.5-3	1	8	63	17	1-0	1	8	81	73	85-51.5	0	5	337	82	55-22	14	38	198	128	28-20.5	1	4

	R.Gilbert					J.Jackson					K.King					D.Lowry					C.Matthews					A.Morrison						
	UT	A	Sk	Int	PD	UT	A	Sk	Int	PD	UT	A	Sk	Int	PD	UT	A	Sk	Int	PD	UT	A	Sk	Int	PD	UT	A	Sk	Int	PD		
9/9	Chi	2	0	0-0	0	0	3	0	0-0	0	1	3	0	0-0	0	0	1	0	0-0	0	0	1	0	0-0	0	0	2	1	0-0	0	0	
9/16	Min	0	1	0.5-3	0	0	2	1	0-0	0	0	1	2	0-0	0	0	2	0	0-0	0	0	2	1	0-0	0	0	2	1	0-0	0	0	
9/23	at Was	2	1	0-0	0	0	1	3	0-0	0	0	(Inactive)					1	1	0-0	0	0	2	0	0-0	0	0	2	2	0-0	0	0	
9/30	Buf	3	1	1-7	0	0	4	3	0-0	0	2	(Inactive)					1	2	0-0	0	0	3	3	0.5-4.5	0	0	0	0	0-0	0	0	
10/7	at Det	3	1	0-0	0	0	2	3	0-0	0	2	6	2	0-0	0	1	3	3	0-0	0	0	0	1	0-0	0	0	3	2	0-0	0	0	
10/15	SF	4	2	0-0	0	0	1	0	0-0	0	0	3	0	0-0	1	1	1	1	0-0	0	0	2	1	1-12	0	0	0	0	0-0	0	0	
10/28	at LAR	6	0	0-0	0	0	0	0	0-0	0	0	2	1	0-0	0	1	1	3	0-0	0	0	7	1	1-0	0	0	0	0	0-0	0	0	
11/4	at NE																															
11/11	Mia																															
11/15	at Sea																															
11/25	at Min																															
12/2	Ari																															
12/9	Atl																															
12/16	at Chi																															
12/23	at NYJ																															
12/30	Det																															
SEASON		20	6	1.5-10	0	0	13	10	0-0	0	5	15	5	0-0	1	3	10	10	0-0	0	0	17	7	25-16.5	0	0	9	6	0-0	0	0	
CAREER		22	7	2.5-21	0	0	13	10	0-0	0	5	38	13	0-0	1	11	40	28	4-40	0	4	399	174	482.5-22.5	6	40	98	69	0-0	0	1	

	B.Martinez					N.Perry					J.Whitehead					M.Wilkerson					T.Williams					K.Fackrell						
	UT	A	Sk	Int	PD	UT	A	Sk	Int	PD	UT	A	Sk	Int	PD	UT	A	Sk	Int	PD	UT	A	Sk	Int	PD	UT	A	Sk	Int	PD		
9/9	Chi	4	1	0-0	0	1	4	0	1-7	0	0	1	0	0-0	0	1	3	1	0-0	0	0	5	2	0-0	0	0	0	1	0-0	0	0	
9/16	Min	6	2	0-0	0	1	2	0	0-0	0	1	3	0	0-0	0	1	1	0	0-0	0	0	5	1	0-0	0	0	1	0	0-0	0	0	
9/23	at Was	5	4	0-0	0	1	5	2	0-0	0	0	1	0	0-0	0	0	0	1	0-0	0	0	1	1	0-0	0	0	1	1	0-0	0	0	
9/30	Buf	9	2	1-8	0	0	1	1	0.5-4.5	0	1	1	0	1-16	0	0	(Injured Reserve)					4	0	0-0	0	1	4	1	3-24	0	0	
10/7	at Det	4	2	2-8	0	0	2	1	0-0	0	0	(Injured Reserve)					(Injured Reserve)					3	0	0-0	0	0	2	1	0-0	0	0	
10/15	SF	9	2	0-0	0	0	0	1	0-0	0	3	3	1	0-0	0	0	(Injured Reserve)					3	1	0-0	0	0	4	1	0-0	0	0	
10/28	at LAR	7	5	1-10	0	0	3	1	0-0	0	0	5	1	0-0	0	0	(Injured Reserve)					1	3	0-0	0	0	1	1	1-4	0	0	
11/4	at NE																															
11/11	Mia																															
11/15	at Sea																															
11/25	at Min																															
12/2	Ari																															
12/9	Atl																															
12/16	at Chi																															
12/23	at NYJ																															
12/30	Det																															
SEASON		44	18	4-26	0	3	17	6	1.5-11.5	0	5	14	2	1-16	0	2	4	2	0-0	0	0	22	8	0-0	0	1	13	6	4-28	0	0	
CAREER		194	85	6-39	2	19	170	85	32-230.5	0	14	18	5	1-16	0	3	59	47	44.5-29.5	1	7	484	104	4.5-29.5	32	143	45	17	9-55	0	1	

INDIVIDUAL STATISTICS, DEFENSE

QUARTERBACK SACKS (23-150)

9/9	Chicago:	(4-16)	K.Brice 1-0, M.Daniels 1-0, N.Perry 1-7, Team 1-9.
9/16	Minnesota:	(2-13)	K.Clark 1-7, J.Alexander 0.5-3, R.Gilbert 0.5-3.
9/23	at Washington:	(0-0)	None.
9/30	Buffalo:	(7-64)	K.Fackrell 3-24, R.Gilbert 1-7, B.Martinez 1-8, J.Whitehead 1-16, C.Matthews 0.5-4.5, N.Perry 0.5-4.5.
10/7	at Detroit:	(3-13)	B.Martinez 2-8, H.Clinton-Dix 1-5.
10/15	San Francisco:	(2-18)	K.Clark 1-6, C.Matthews 1-12.
10/28	at L.A. Rams:	(5-26)	K.Clark 2-12, K.Fackrell 1-4, B.Martinez 1-10, C.Matthews 1-0.
11/4	at New England:		
11/11	Miami:		
11/15	at Seattle:		
11/25	at Minnesota:		
12/2	Arizona:		
12/9	Atlanta:		
12/16	at Chicago:		
12/23	at N. Y. Jets:		
12/30	Detroit:		

SEASON TOTALS: (23-150): K.Clark 4-25, K.Fackrell 4-28, B.Martinez 4-26, C.Matthews 2.5-16.5, R.Gilbert 1.5-10, N.Perry 1.5-11.5, K.Brice 1-0, H.Clinton-Dix 1-5, M.Daniels 1-0, Team 1-9, J.Whitehead 1-16, J.Alexander 0.5-3.

QUARTERBACK HITS (25)

9/9	Chicago:	(2)	K.Clark 1, M.Wilkerson 1.
9/16	Minnesota:	(5)	R.Gilbert 2, M.Daniels 1, C.Matthews 1, M.Wilkerson 1.
9/23	at Washington:	(2)	M.Daniels 1, C.Matthews 1.
9/30	Buffalo:	(4)	K.Clark 1, M.Daniels 1, A.Morrison 1, J.Whitehead 1.
10/7	at Detroit:	(3)	K.Clark 1, M.Daniels 1, N.Perry 1.
10/15	San Francisco:	(3)	K.Clark 1, H.Clinton-Dix 1, N.Perry 1.
10/28	at L.A. Rams:	(6)	K.Clark 1, R.Gilbert 1, T.Lancaster 1, D.Lowry 1, C.Matthews 1, J.Whitehead 1.
11/4	at New England:		
11/11	Miami:		
11/15	at Seattle:		
11/25	at Minnesota:		
12/2	Arizona:		
12/9	Atlanta:		
12/16	at Chicago:		
12/23	at N.Y. Jets:		
12/30	Detroit:		

SEASON TOTALS: (25): K.Clark 5, M.Daniels 4, R.Gilbert 3, C.Matthews 3, N.Perry 2, J.Whitehead 2, M.Wilkerson 2, H.Clinton-Dix 1, T.Lancaster 1, D.Lowry 1, A.Morrison 1.

PASSES DEFENSED (37)

9/9	Chicago:	(5)	J.Alexander 1, K.Brice 1, J.Jackson 1, B.Martinez 1, J.Whitehead 1.
9/16	Minnesota:	(6)	H.Clinton-Dix 2, K.Clark 1, B.Martinez 1, N.Perry 1, J.Whitehead 1.
9/23	at Washington:	(3)	K.Clark 1, H.Clinton-Dix 1, B.Martinez 1.
9/30	Buffalo:	(7)	J.Alexander 2, J.Jackson 2, H.Clinton-Dix 1, N.Perry 1, T.Williams 1.
10/7	at Detroit:	(5)	J.Jackson 2, K.Brice 1, T.Brown 1, K.King 1.
10/15	San Francisco:	(4)	N.Perry 3, K.King 1.
10/28	at L.A. Rams:	(7)	J.Alexander 5, K.Brice 1, K.King 1.
11/4	at New England:		
11/11	Miami:		
11/15	at Seattle:		
11/25	at Minnesota:		
12/2	Arizona:		
12/9	Atlanta:		
12/16	at Chicago:		
12/23	at N.Y. Jets:		
12/30	Detroit:		

SEASON TOTALS: (37): J.Alexander 8, J.Jackson 5, N.Perry 5, H.Clinton-Dix 4, K.Brice 3, K.King 3, B.Martinez 3, K.Clark 2, J.Whitehead 2, T.Brown 1, T.Williams 1.

INDIVIDUAL STATISTICS, SPECIAL TEAMS

PUNTING

		JK Scott							
		No	Yds	Avg	TB	In20	Lg	Bk	Net
9/9	Chi	4	192	48.0	0	1	58	0	36.8
9/16	Min	5	259	51.8	1	2	63	0	45.2
9/23	at Was	5	232	46.4	0	2	58	0	44.6
9/30	Buf	4	171	42.8	1	2	51	0	38.0
10/7	at Det	0	0	--	0	0	--	0	--
10/15	SF	4	155	38.8	1	1	41	0	33.8
10/28	at LAR	5	214	42.8	1	0	55	0	38.4
11/4	at NE								
11/11	Mia								
11/15	at Sea								
11/25	at Min								
12/2	Ari								
12/9	Atl								
12/16	at Chi								
12/23	at NYJ								
12/30	Det								
SEASON		27	1223	45.3	4	8	63	0	39.8
CAREER		27	1223	45.3	4	8	63	0	39.8

KICKING

		M.Crosby		Kickoffs				
		FG	PAT	Pts	No. Ret	TB	Pct	OB
9/9	Chi	1/1	3/3	6	1	4	80.0	0
9/16	Min	5/6	2/2	17	2	6	75.0	0
9/23	at Was	1/1	2/2	5	2	2	50.0	0
9/30	Buf	3/3	1/2	10	2	3	60.0	0
10/7	at Det	1/5	0/1	3	1	3	75.0	0
10/15	SF	4/4	3/3	15	5	2	28.6	0
10/28	at LAR	2/2	3/3	9	3	3	50.0	0
11/4	at NE							
11/11	Mia							
11/15	at Sea							
11/25	at Min							
12/2	Ari							
12/9	Atl							
12/16	at Chi							
12/23	at NYJ							
12/30	Det							
SEASON		17/22	14/16	65	16	23	59.0	0
CAREER		294/367	528/539	1410	76	331	34.1	16

ADDITIONAL KICKOFFS:

ON-SIDE KICK RECOVERIES

OWN KICKS (0/1)

Failed - M.Jones at Det (Oct. 7).

OPPONENT KICKS (0/0)

BLOCKED KICKS

PACKERS (1)

BLOCKED PUNTS

G.Allison - (1) vs. Minnesota, Sept. 16 (M.Wile)

OPPONENTS (0)

KICKOFF

		T.Montgomery					M.Valdes-Scantling				
		No	Yds	Avg	Lg	TD	No	Yds	Avg	Lg	TD
9/9	Chi	2	47	23.5	25	0	1	21	21.0	21	0
9/16	Min	0	0	--	--	0	0	0	--	--	0
9/23	at Was	1	25	25.0	25	0	0	0	--	--	0
9/30	Buf	0	0	--	--	0	0	0	--	--	0
10/7	at Det	2	29	14.5	21	0	0	0	--	--	0
10/15	SF	2	41	20.5	22	0	0	0	--	--	0
10/28	at LAR	3	68	22.7	27	0	0	0	--	--	0
11/4	at NE										
11/11	Mia										
11/15	at Sea										
11/25	at Min										
12/2	Ari										
12/9	Atl										
12/16	at Chi										
12/23	at NYJ										
12/30	Det										
SEASON		10	210	21.0	27	0	1	21	21.0	21	0
CAREER		35	794	22.7	46	0	1	21	21.0	21	0

ADDITIONAL KICKOFF RETURNS: L.Patrick 1-8.

PUNT RETURNS

		R.Cobb					T.Williams						
		No	Yds	Avg	FC	Lg	TD	No	Yds	Avg	FC	Lg	TD
9/9	Chi	1	17	17.0	3	17	0	0	0	--	0	--	0
9/16	Min	2	0	0.0	1	0	0	0	0	--	0	--	0
9/23	at Was	4	29	7.3	1	11	0	0	0	--	0	--	0
9/30	Buf			(Inactive)				5	20	4.0	2	9	0
10/7	at Det			(Inactive)				1	2	2.0	2	2	0
10/15	SF			(Inactive)				1	6	6.0	2	6	0
10/28	at LAR	0	0	--	0	--	0	1	13	13.0	2	13	0
11/4	at NE												
11/11	Mia												
11/15	at Sea												
11/25	at Min												
12/2	Ari												
12/9	Atl												
12/16	at Chi												
12/23	at NYJ												
12/30	Det												
SEASON		7	46	6.6	5	17	0	8	41	5.1	8	13	0
CAREER		89	832	9.3	66	80t	2	70	621	8.9	36	94t	1

ADDITIONAL PUNT RETURNS: K.King 1-0.

SPECIAL TEAMS FUMBLE STATISTICS

FORCED FUMBLES (1)

R.Greene - (1) vs. San Francisco, Oct. 15 (D.Reed)

FUMBLE RECOVERIES (1)

J.Crawford - (1) vs. San Francisco, Oct. 15 (D.Reed)

BLOCKED FIELD GOALS

BLOCKED PATs

DRIVE STATISTICS

PACKERS SCORING DRIVES (game-by-game)

Date	Opponent	Plays	Yards	Time	Result	Qtr	Scoring Play	Quarterback
9/9	Chicago	12	46	5:37	FG	3	M.Crosby 42 field goal	A.Rodgers
9/9	Chicago	8	81	2:55	TD	4	A.Rodgers 39 pass to G.Allison	A.Rodgers
9/9	Chicago	5	75	2:51	TD	4	A.Rodgers 12 pass to D.Adams	A.Rodgers
9/9	Chicago	3	75	0:26	TD	4	A.Rodgers 75 pass to R.Cobb	A.Rodgers
9/16	Minnesota	11	75	5:36	TD	1	A.Rodgers 9 pass to D.Adams	A.Rodgers
9/16	Minnesota	5	43	1:37	FG	2	M.Crosby 37 field goal	A.Rodgers
9/16	Minnesota	10	67	5:04	FG	3	M.Crosby 40 field goal	A.Rodgers
9/16	Minnesota	10	62	6:42	FG	4	M.Crosby 31 field goal	A.Rodgers
9/16	Minnesota	10	39	5:05	FG	4	M.Crosby 48 field goal	A.Rodgers
9/16	Minnesota	4	-5	0:19	FG	4	M.Crosby 36 field goal	A.Rodgers
9/23	Washington	9	52	4:22	FG	2	M.Crosby 41 field goal	A.Rodgers
9/23	Washington	4	76	2:11	TD	2	A.Rodgers 64 pass to G.Allison	A.Rodgers
9/23	Washington	15	75	7:02	TD	3	A.Rodgers 2 pass to D.Adams	A.Rodgers
9/30	Buffalo	6	56	2:39	TD	1	A.Rodgers 3 pass to J.Graham	A.Rodgers
9/30	Buffalo	9	83	5:22	TD	2	A.Jones 3 run	A.Rodgers
9/30	Buffalo	7	40	0:43	FG	2	M.Crosby 52 field goal	A.Rodgers
9/30	Buffalo	10	57	3:47	FG	3	M.Crosby 36 field goal	A.Rodgers
9/30	Buffalo	7	39	2:26	FG	4	M.Crosby 52 field goal	A.Rodgers
10/7	Detroit	11	75	5:20	TD	3	A.Rodgers 3 pass to M.Valdes-Scantling	A.Rodgers
10/7	Detroit	11	55	4:41	TD	3	A.Rodgers 1 pass to L.Kendricks	A.Rodgers
10/7	Detroit	8	75	3:54	TD	4	A.Rodgers 12 pass to D.Adams	A.Rodgers
10/7	Detroit	6	74	1:02	FG	4	M.Crosby 41 field goal	A.Rodgers
10/15	San Francisco	4	77	1:42	TD	1	T.Montgomery 2 run	A.Rodgers
10/15	San Francisco	5	23	1:29	FG	1	M.Crosby 29 field goal	A.Rodgers
10/15	San Francisco	5	79	2:54	TD	1	A.Rodgers 9 pass to D.Adams	A.Rodgers
10/15	San Francisco	9	23	4:38	FG	2	M.Crosby 39 field goal	A.Rodgers
10/15	San Francisco	7	42	3:43	FG	3	M.Crosby 51 field goal	A.Rodgers
10/15	San Francisco	4	58	1:05	TD	4	A.Rodgers 16 pass to D.Adams	A.Rodgers
10/15	San Francisco	10	81	1:07	FG	4	M.Crosby 27 field goal	A.Rodgers
10/28	L.A. Rams	6	75	2:03	TD	1	J.Williams 1 run	A.Rodgers
10/28	L.A. Rams	7	45	3:53	FG	2	M.Crosby 41 field goal	A.Rodgers
10/28	L.A. Rams	9	38	4:19	FG	3	M.Crosby 53 field goal	A.Rodgers
10/28	L.A. Rams	5	75	1:37	TD	3	A.Jones 33 run	A.Rodgers
10/28	L.A. Rams	5	75	2:49	TD	4	A.Rodgers 40 pass to M.Valdes-Scantling	A.Rodgers

Scoring-Drive Length, Regular Season

Length (minus)	Packers		Opponent	
	TD	FG	TD	FG
0-9	0	1	0	0
10-19	0	0	1	1
20-29	0	2	0	0
30-39	0	2	1	2
40-49	0	3	0	1
50-59	0	5	0	1
60-69	2	3	1	2
70-79	0	2	3	3
80-89	13	0	11	0
90-99	2	1	1	0
90-99	0	0	1	0
SEASON	17	17	19	10

Possessions at a glance

Reg. Season	No.	Avg. Snaps	*3-Plays & Out	Snaps/TD
Packers	84	5.6	13	27.5
Opponent	84	5.1	20	22.7

*—less if turnover, no first downs or score

Game-Opening Drives

Game		Packers			Opponent		
		Pts	FD	Yds	Pts	FD	Yds
9/9	Chi	0	1	12	7	5	86
9/16	Min	0	2	23	0	1	7
9/23	at Was	0	1	11	7	2	75
9/30	Buf	0	2	24	0	0	9
10/7	at Det	0	4	65	0	2	19
10/15	SF	7	3	77	7	4	75
10/28	at LAR	0	2	24	0	1	19
11/4	at NE						
11/11	Mia						
11/15	at Sea						
11/25	at Min						
12/2	Ari						
12/9	Atl						
12/16	at Chi						
12/23	at NYJ						
12/30	Det						
SEASON		7	15	236	21	15	290

Second-Half Opening Drives

Game		Packers			Opponent		
		Pts	FD	Yds	Pts	FD	Yds
9/9	Chi	3	4	46	3	4	60
9/16	Min	3	3	67	0	1	13
9/23	at Was	7	6	75	0	0	5
9/30	Buf	3	3	57	0	2	24
10/7	at Det	8	5	75	0	2	33
10/15	SF	3	2	42	3	2	49
10/28	at LAR	3	3	38	0	0	5
11/4	at NE						
11/11	Mia						
11/15	at Sea						
11/25	at Min						
12/2	Ari						
12/9	Atl						
12/16	at Chi						
12/23	at NYJ						
12/30	Det						
SEASON		30	26	400	6	11	189

DRIVE STATISTICS

YARDS-GAINED ANALYSIS, REGULAR SEASON

	1st Down			2nd Down.			3rd Down.			4th Down.			Season			By Quarter				By Half		
	Att	Yds	Avg	Att	Yds	Avg	Att	Yds	Avg	Att	Yds	Avg	Att	Yds	Avg	1st	2nd	3rd	4th	1st	2nd	OT
Packers	216	1342	6.2	151	820	5.4	92	694	7.6	8	29	3.6	467	2885	6.2	653	605	649	964	1258	1613	14
Opponents	189	1095	5.8	142	857	6.0	98	438	4.5	3	-4	-1.3	432	2386	5.5	684	646	468	486	1330	954	102

DRIVE ENGINEERING, REGULAR SEASON

QB	Drives	Drives ended by					BLK	DOWN	TO	SAF	CLK	Points Yielded
	Started	TD	FG	MFG	PUNT							
A.Rodgers	81	17	17	5	27	0	5	6	1	3	168	
D.Kizer	3	0	0	0	0	0	0	2	0	1	0	
Packers	84	17	17	5	27	0	5	8	1	4	168	
Opponents	84	19	10	4	36	1	2	8	0	4	164	

RED-ZONE EFFICIENCY

	Regular Season	
	Packers	Opponent
Times Penetrated Opponent 20	23	21
Total Scores	20	18
Touchdowns.	12	13
Field Goals-Attempts	8-9	5-6
Touchdown Percentage522	.619
Scoring Percentage870	.857
Turnovers	1	0
Downs	1	0
Missed Field Goals	1	1
Time Ran Out	0	0
Ended Not Trying To Score	0	2
Scores From Outside The 20	16	11
Touchdowns.	5	6
Field Goals	11	5

AVERAGE FIELD POSITION

	Regular Season	
	Packers	Opponent
Drives Started	84	84
Average Field Position	GB27	OPP30
Drives Started in Plus Territory.	4	11
Scores	3	5
Touchdowns.	0	2
Field Goals	3	3
Missed Field Goals	0	0
Blocked Field Goals	0	0
Punts	0	2
Turnovers	0	0
Turnover on Downs	1	1
Ran Out Clock.	0	3
Did Not Attempt to Score	0	3
Drives Started Inside Own 20.	19	15

GOAL-TO-GO SITUATIONS, REGULAR SEASON

	Summary								GTG Plays		Pct
	Total	TD	Pct	FG	MFG	TO	CLK	DOWN	Plays	TD	
Packers	11	8	.727	1	1	1	0	0	20	8	.400
Opponents	13	11	.846	1	0	0	1	0	23	11	.478

2018 SUPERLATIVES

LONGEST REGULAR-SEASON RETURNS

Packers			
Type	Yards	Opp. Date	Player
Interception	27	vs. Buf, Sept. 30	J.Alexander
Kickoff	27	at LAR, Oct. 28	T.Montgomery
Kickoff	25	vs. Chi, Sept. 9	T.Montgomery
Kickoff	25	at Was, Sept. 23	T.Montgomery
Interception	24	vs. Min, Sept. 16	H.Clinton-Dix
Kickoff	22	vs. Chi, Sept. 9	T.Montgomery
Kickoff	22	vs. SF, Oct. 15	T.Montgomery
Kickoff	22	at LAR, Oct. 28	T.Montgomery
Kickoff	21	vs. Chi, Sept. 9	M.Valdes-Scantling
Kickoff	21	at Det, Oct. 7	T.Montgomery

No. of returns 20-plus yards in length: 10
 No. of returns 40-plus yards in length: 0

Opponent

Type	Yards	Opp. Date	Player
Kickoff	46	vs. Min, Sept. 16	M.Hughes
Punt	42	vs. Chi, Sept. 9	T.Cohen
Kickoff	32	vs. SF, Oct. 15	R.James
Kickoff	30	at Det, Oct. 7	A.Abdullah
Kickoff	30	vs. SF, Oct. 15	D.Reed
Kickoff	28	vs. Min, Sept. 16	H.Hill
Kickoff	28	vs. SF, Oct. 15	R.James
Interception	27t	vs. Chi, Sept. 9	K.Mack
Kickoff	25	vs. SF, Oct. 15	R.James
Kickoff	25	at LAR, Oct. 28	B.Countess
Kickoff	23	vs. SF, Oct. 15	R.James

No. of returns 20-plus yards in length: 11
 No. of returns 40-plus yards in length: 2

LONGEST REGULAR-SEASON PLAYS FROM SCRIMMAGE

Packers			Opponent		
Yards	Opp.	Play	Yards	Opp.	Play
75t	vs. Chi	A.Rodgers to R.Cobb	75t	vs. Min	K.Cousins to S.Diggs
64t	at Was	A.Rodgers to G.Allison	67t	vs. SF	C.Beathard to M.Goodwin
60	vs. SF	A.Rodgers to M.Valdes-Scantling	60	at Det	M.Stafford to K.Golladay
54	at Det	A.Rodgers to E.St. Brown	50	at Was	A.Smith to V.Davis
54	vs. SF	A.Rodgers to J.Graham	46t	at Was	A.Smith to P.Richardson
51	vs. Chi	A.Rodgers to D.Adams	41	at Was	A.Peterson run
48	at LAR	A.Rodgers to D.Adams	34	at Was	A.Smith to J.Reed
43	vs. Buf	A.Rodgers to T.Montgomery	34	vs. Buf	J.Allen to K.Benjamin
41	at LAR	A.Rodgers to D.Adams	33	vs. Chi	M.Trubisky to A.Robinson II
40t	at LAR	A.Rodgers to M.Valdes-Scantling	32	at LAR	J.Goff to T.Gurley
39t	vs. Chi	A.Rodgers to G.Allison	32	at LAR	J.Goff to B.Cooks
38	vs. Buf	A.Rodgers to M.Valdes-Scantling	31	vs. Chi	M.Trubisky to T.Gabriel
38	vs. SF	A.Rodgers to D.Adams	30t	vs. SF	C.Beathard to M.Goodwin
34	vs. Min	A.Rodgers to J.Graham	30t	at LAR	J.Goff to T.Gurley
33t	at LAR	A.Jones run	26	vs. SF	R.Mostert run
30	vs. Buf	A.Jones run	25	vs. Min	K.Cousins to A.Thielen
30	at Det	A.Rodgers to D.Adams	25	at LAR	J.Goff to B.Cooks
30	vs. SF	A.Rodgers to M.Valdes-Scantling	24	vs. Min	K.Cousins to D.Cook
29	vs. Chi	D.Kizer to R.Cobb	24	vs. Min	K.Cousins to D.Cook
27	vs. Min	A.Rodgers to J.Graham	24	at Det	K.Johnson run
27	vs. Buf	A.Rodgers to G.Allison	23	vs. Min	K.Cousins to K.Rudolph
25	vs. Buf	A.Rodgers to D.Adams	23	at LAR	T.Gurley run
24	at Det	A.Rodgers to J.Graham	22t	vs. Min	K.Cousins to A.Thielen
23	at Det	A.Rodgers to D.Adams	22	vs. SF	C.Beathard to K.Bourne
23	at Det	A.Rodgers to T.Montgomery	22	at LAR	J.Goff to J.Reynolds
23	at LAR	A.Rodgers to E.St. Brown	22	at LAR	J.Goff to G.Everett
22	vs. Min	A.Rodgers to G.Allison	21	vs. SF	C.Beathard to K.Juszczczyk
22	at Det	A.Rodgers to D.Adams	20	vs. Min	K.Cousins to A.Thielen
22	vs. SF	A.Rodgers to L.Kendricks	20	at Was	A.Smith to V.Davis
21	vs. SF	A.Rodgers to J.Graham			
21	vs. SF	A.Rodgers run			
21	at LAR	A.Rodgers to J.Graham			
20	at LAR	A.Rodgers to D.Adams			

Long run:

33t	at LAR	A.Jones
30	vs. Buf	A.Jones
21	vs. SF	A.Rodgers

No. plays 20-plus yards: 33
 No. plays 40-plus yards: 10

Long run:

41	at Was	A.Peterson
26	vs. SF	R.Mostert
24	at Det	K.Johnson
23	at LAR	T.Gurley

No. plays 20-plus yards: 29
 No. plays 40-plus yards: 6

MISCELLANEOUS

WEEKLY INACTIVES

9/9	Chicago:	T.Boyle, O.Burks, T.Davis, R.Greene, J.Jones, A.Light, J.Moore
9/16	Minnesota:	O.Burks, D.Burton, R.Greene, J.Jones, A.Light, J.Moore, E.St. Brown
9/23	at Washington:	T.Boyle, D.Jackson, J.Jones, K.King, A.Light, J.Moore, E.St. Brown
9/30	Buffalo:	T.Boyle, B.Breeland, R.Cobb, D.Jackson, K.King, A.Light, J.McCray
10/7	at Detroit:	J.Alexander, G.Allison, T.Boyle, B.Breeland, R.Cobb, A.Light, J.Whitehead
10/15	San Francisco:	J.Alexander, G.Allison, T.Boyle, B.Breeland, R.Cobb, A.Light, J.Spriggs
10/28	at L.A. Rams:	T.Boyle, B.Breeland, T.Brown, A.Light, J.McCray, J.Moore, K.Toomer
11/4	at New England:	
11/11	Miami:	
11/15	at Seattle:	
11/25	at Minnesota:	
12/2	Arizona:	
12/9	Atlanta:	
12/16	at Chicago:	
12/23	at N.Y. Jets:	
12/30	Detroit:	

SEASON TOTALS: A.Light (7), T.Boyle (6), B.Breeland (4), J.Moore (4), R.Cobb (3), J.Jones (3), J.Alexander (2), G.Allison (2), O.Burks (2), R.Greene (2), D.Jackson (2), K.King (2), J.McCray (2), E.St. Brown (2), T.Brown (1), D.Burton (1), T.Davis (1), J.Spriggs (1), K.Toomer (1), J.Whitehead (1).

TIME SPENT IN THE LEAD

Opponent	Packers	
	In Lead	Trailing
9/9	Chi.....	2:29 39:47
9/16	Min.....	36:21 0:00
9/23	at Was.....	0:00 57:54
9/30	Buf.....	50:19 0:00
10/7	at Det.....	0:00 55:30
10/15	SF.....	16:34 25:52
10/28	at LAR.....	35:27 15:34
11/4	at NE.....	
11/11	Mia.....	
11/15	at Sea.....	
11/25	at Min.....	
12/2	Ari.....	
12/9	Atl.....	
12/16	at Chi.....	
12/23	at NYJ.....	
12/30	Det.....	
SEASON	141:10 194:37
SEASON AVG	20:10 27:48

TWO-POINT CONVERSIONS

REGULAR SEASON

Packers (1-2): A.Rodgers-J.Williams pass at Det (Oct. 7)
Opponent (2-3): K.Cousins-S.Diggs pass vs. Min (Sept. 16), J.Goff-T.Gurley pass at LAR (Oct. 28)

NON-OFFENSIVE SCORES

REGULAR SEASON

Packers (1): J.Jackson 0-yard blocked-punt return vs. Min, Sept. 16.

Opponent (2): K.Mack 27-yard interception return vs. Chi, Sept. 9; A.Jones tackled in the end zone by M.Barron for a safety at LAR, Oct. 28.

PENALTIES AND REPLAY CHALLENGES

PENALTY STATISTICS

	Regular Season	
	Packers	Opponent
Times Penalized after Offensive Gain	10	13
Gains Wiped Out, Offensive Penalties	137	158
Touchdowns Cost	1	1
Field Goals Cost	0	0
First Downs Lost	6	4
Intentional-Grounding Penalties	3	0
Defensive Pass Interference, Times Flagged	3	2
Yards Given Up	37	42
Defensive 3rd/4th Down Flags (kept drive alive)	5	3
Kick/Punt Return Penalties	6	3
Return Yards Wiped Out	129	0

Touchdowns nullified — GREEN BAY (1): A.Rodgers 12-yard pass to J.Graham vs. Min (Sept. 16)

OPPONENTS (1): M.Stafford 46-yard pass to K.Golladay at Det (Oct. 7)

2018 REGULAR-SEASON REPLAY CHALLENGES

PACKERS (1/1)

Date, Opp.	Initial Ruling	Ruling
9/9, vs. Chi	J.Howard in bounds	Reversed

OPPONENTS (2/2)

Date, Opp.	Initial Ruling	Ruling
10/7, at Det	A.Rodgers completed pass to D.Adams	Reversed
10/28, at LAR	J.Goff pass incomplete to B.Cooks	Reversed

REPLAY ASSISTANT (2/9)

Last two minutes of the half, overtime, turnovers and scoring plays

Date, Opp.	Initial Ruling	Ruling
9/23, at Was	A.Peterson touchdown	Upheld
9/23, at Was	D.Adams touchdown	Upheld
9/23, at Was	R.Cobb fumble	Upheld
9/30, vs. Buf	J.Allen fumble	Upheld
10/7, at Det	K.King fumble	Upheld
10/7, at Det	M.Valdes-Scantling touchdown	Reversed
10/15, vs. SF	A.Jones touchdown	Reversed
10/28, at LAR	J.Graham touchdown	Reversed
10/28, at LAR	J.Goff pass incomplete to T.Gurley	Reversed

2018 REGULAR-SEASON PENALTIES ACCEPTED (51)

OFFENSE (24)

Delay of Game (4) — Team vs. Chi (Sept. 9), Team vs. Chi (Sept. 9), Team vs. Min (Sept. 16), Team vs. SF (Oct. 15)

False Start (6) — B.Bulaga vs. Chi (Sept. 9), J.McCray vs. Min (Sept. 16), B.Bulaga vs. Min (Sept. 16), J.Spriggs at Was (Sept. 23), J.Graham vs. Buf (Sept. 30), B.Bulaga vs. SF (Oct. 15)

Holding (8) — J.McCray vs. Chi (Sept. 9), L.Taylor vs. Min (Sept. 16), D.Bakhtiari vs. Min (Sept. 16), B.Bulaga at Was (Sept. 23), L.Taylor at Was (Sept. 23), G.Allison at Was (Sept. 23), J.Spriggs at Was (Sept. 23), B.Bulaga vs. Buf (Sept. 30)

Illegal Formation (1) — Team at Det (Oct. 7)

Illegal Shift (1) — Team at Det (Oct. 7)

Intentional Grounding (3) — A.Rodgers vs. Chi (Sept. 9), A.Rodgers at Det (Oct. 7), A.Rodgers vs. SF (Oct. 15)

Pass Interference (1) — D.Adams vs. Min (Sept. 16)

DEFENSE (18)

Face Mask (3) — J.Jackson vs. Buf (Sept. 30), K.King at Det (Oct. 7), J.Jackson at Det (Oct. 7)

Holding (2) — J.Jackson vs. SF (Oct. 15), K.Clark at LAR (Oct. 28)

Neutral-Zone Infraction (1) — D.Lowry at LAR (Oct. 28)

Pass Interference (3) — J.Alexander at Was (Sept. 23), T.Williams at Was (Sept. 23), D.House at Was (Sept. 23)

Offsides (1) — M.Daniels at Det (Oct. 7)

Roughing the Passer (5) — N.Perry vs. Chi (Sept. 9), M.Wilkerson vs. Chi (Sept. 9), C.Matthews vs. Chi (Sept. 9), C.Matthews vs. Min (Sept. 16), C.Matthews at Was (Sept. 23)

Taunting (1) — T.Brown at Det (Oct. 7)

Unnecessary Roughness (1) — J.Jackson vs. Buf (Sept. 30)

Unsportsmanlike Conduct (1) — B.Martinez vs. Buf (Sept. 30)

SPECIAL TEAMS (9)

Holding (3) — D.House at Was (Sept. 23), J.Jones at Det (Oct. 7), A.Morrison vs. SF (Oct. 15)

Illegal Block above the Waist (2) — J.Whitehead at Was (Sept. 23), J.Jackson at Det (Oct. 7)

Offsides (2) — J.Moore at Det (Oct. 7), T.Brown at Det (Oct. 7)

Roughing the Kicker (1) — K.King at Det (Oct. 7)

Unnecessary Roughness (1) — T.Brown vs. SF (Oct. 15)

TURNOVER STATISTICS AND NOTES

TURNOVER ANALYSIS

	Packers Take			Packers Give			Diff	Cum	NFC Rank	NFL Rank
	Int	Fum	Tot	Int	Fum	Tot				
CHI	0	1	1	1	1	2	-1	-1	10t	20t
MIN	1	0	1	0	0	0	+1	0	8t	13t
WAS	1	0	1	0	1	1	0	0	7t	12t
BUF	2	1	3	1	1	2	+1	+1	7	11t
DET	0	0	0	0	3	3	-3	-2	11t	23t
SF	1	2	3	0	0	0	+3	+1	7t	13t
BYE	-	-	-	-	-	-	-	+1	8	15t
LAR	0	0	0	0	1	1	-1	0	8t	17t
NE										
MIA										
SEA										
MIN										
ARI										
ATL										
CHI										
NYJ										
DET										
Total	5	4	9	2	7	9	0	0	8t	17t

HOME GAMES UPPERCASED IN BOLD

Regular-Season Takeaway Breakdown

	Packers	Opponent
Total	9	9
Interceptions	5	2
Fumble Rec.	4	7
Points off Turnovers	18	27
Touchdowns	0	3
Field Goals	6	2
Didn't attempt score	0	1

REGULAR-SEASON TOUCHDOWN RETURNS

Packers (0):
Opponent (1): K.Mack 27-yard interception return.

2018 RECORD WHEN...

When...	Record	Postseason
+4 turnover margin	0-0	0-0
+3 turnover margin	1-0	0-0
+2 turnover margin	0-0	0-0
+1 turnover margin	1-0-1	0-0
even turnover margin	0-1	0-0
-1 turnover margin	1-1	0-0
-2 turnover margin	0-0	0-0
-3 turnover margin	0-1	0-0
-4 turnover margin	0-0	0-0
recording 0 takeaways	0-2	0-0
recording 1 takeaway	1-1-1	0-0
recording 2 takeaways	0-0	0-0
recording 3 takeaways	2-0	0-0
recording 4 takeaways	0-0	0-0
recording 5 takeaways	0-0	0-0
recording 0 giveaways	1-0-1	0-0
recording 1 giveaway	0-2	0-0
recording 2 giveaways	2-0	0-0
recording 3 giveaways	0-1	0-0
recording 4 giveaways	0-0	0-0
recording 5 giveaways	0-0	0-0
recording 0 interceptions	1-2	0-0
recording 1 interception	1-1-1	0-0
recording 2 interceptions	1-0	0-0
recording 3 interceptions	0-0	0-0
recording 4 interceptions	0-0	0-0
surrendering 0 interceptions	1-3-1	0-0
surrendering 1 interception	2-0	0-0
surrendering 2 interceptions	0-0	0-0
surrendering 3 interceptions	0-0	0-0
recovering 0 fumbles	0-3-1	0-0
recovering 1 fumble	2-0	0-0
recovering 2 fumbles	1-0	0-0
recovering 3 fumbles	0-0	0-0
losing 0 fumbles	1-0-1	0-0
losing 1 fumble	2-2	0-0
losing 2 fumbles	0-0	0-0
losing 3 fumbles	0-1	0-0

TAKEAWAY SUMMARY (9)

9/10	Seattle:	K.Clark (fumble recovery).
9/16	Minnesota:	H.Clinton-Dix (interception).
9/23	at Washington:	H.Clinton-Dix (interception).
9/30	Buffalo:	J.Alexander (interception), H.Clinton-Dix (interception), K.Clark (fumble recovery).
10/7	at Detroit:	None.
10/15	San Francisco:	J.Crawford (fumble recovery), K.King (fumble recovery, interception).
10/28	at L.A. Rams:	None.
11/4	at New England:	
11/11	Miami:	
11/15	at Seattle:	
11/25	at Minnesota:	
12/2	Arizona:	
12/9	Atlanta:	
12/16	at Chicago:	
12/23	at N.Y. Jets:	
12/30	Detroit:	

SEASON TOTALS: H.Clinton-Dix 3 (three interceptions), K.Clark 2 (two fumble recoveries), K.King 2 (fumble recovery, interception), J.Alexander 1 (interception), J.Crawford 1 (fumble recovery).

Note: Only fumbles lost are credited. Fumbles in which the team maintained possession are not included.

GIVEAWAY SUMMARY (8)

9/10	Seattle:	D.Kizer (fumble), D.Kizer (interception).
9/16	Minnesota:	None.
9/23	at Washington:	R.Cobb (fumble).
9/30	Buffalo:	A.Rodgers (interception), A.Rodgers (fumble).
10/7	at Detroit:	K.King (fumble), A.Rodgers (fumble), A.Rodgers (fumble).
10/15	San Francisco:	None.
10/28	at L.A. Rams:	T.Montgomery (fumble).
11/4	at New England:	
11/11	Miami:	
11/15	at Seattle:	
11/25	at Minnesota:	
12/2	Arizona:	
12/9	Atlanta:	
12/16	at Chicago:	
12/23	at N.Y. Jets:	
12/30	Detroit:	

SEASON TOTALS: A.Rodgers 4 (interception, three fumbles), D.Kizer 2 (fumble, interception), R.Cobb 1 (fumble), K.King 1 (fumble), T.Montgomery 1 (fumble).

Note: Only fumbles lost are credited. Fumbles in which the team maintained possession are not included.

TAKEAWAY POINTS

Packers Regular Season (18)

Date	Opp.	Turnover	Result	Points
9/16	vs. Min	Interception	FG	3
9/30	vs. Buf	Interception	FG	3
9/30	vs. Buf	Fumble	FG	3
10/15	vs. SF	Fumble	FG	3
10/15	vs. SF	Fumble	FG	3
10/15	vs. SF	Interception	FG	3

Opponent Regular Season (27)

Date	Opp.	Turnover	Result	Points
9/9	vs. Chi	Interception	TD	7
9/23	at Was	Fumble	FG	3
10/7	at Det	Fumble	TD	7
10/7	at Det	Fumble	FG	3
10/7	at Det	Fumble	TD	7

REGULAR-SEASON PLAYER PARTICIPATION

NFL WEEK Player	1	2	3	4	5	6	8	9	10	11	12	13	14	15	16	17	— Season Totals —			
	CHI	MIN	at WAS	BUF	at DET	SF	at LAR	at NE	MIA	at SEA	at MIN	ARI	ATL	at CHI	at NYJ	DET	GP	GS	DNP	INA
Adams, Davante	WR	WR	WR	WR	WR	WR	WR										7	7	0	0
Adams, Montravius	SUB	SUB	SUB	SUB	SUB	SUB	SUB										7	0	0	0
Alexander, Jaire	SUB	SUB	CB	CB	INA	INA	3CB										5	3	0	2
Allison, Geronimo	3WR	3WR	3WR	WR	INA	INA	SUB										5	4	0	2
Bakhtiari, David	LT	LT	LT	LT	LT	LT	LT										7	7	0	0
Bell, Byron	SUB	SUB	SUB	RG	RG	RG	RG										7	4	0	0
Bouagnon, Joel	PS	PS	PS	PS	PS	-	-										0	0	0	0
Boyle, Tim	INA	DNP	INA	INA	INA	INA	INA										0	0	1	6
Bradley, Hunter	SUB	SUB	SUB	SUB	SUB	SUB	SUB										7	0	0	0
Breeland, Bashaud	-	-	-	INA	INA	INA	INA										0	0	0	4
Brice, Kentrell	S	S	S	S	S	S	S										7	7	0	0
Brown, Tony	PS	PS	PS	SUB	SUB	SUB	INA										3	0	0	1
Bulaga, Bryan	RT	RT	RT	RT	RT	RT	RT										7	7	0	0
Burks, Oren	INA	INA	SUB	SUB	ILB	ILB	SUB										5	2	0	2
Burton, Deante	-	INA	-	-	-	-	-										0	0	0	1
Carson, Tra	-	-	-	-	-	PS	PS										0	0	0	0
Clark, Kenny	NT	NT	NT	NT	NT	NT	NT										7	7	0	0
Clinton-Dix, Ha Ha	S	S	S	S	S	S	S										7	7	0	0
Cobb, Randall	WR	WR	WR	INA	INA	INA	SUB										4	3	0	3
Coyle, Anthony	-	-	-	PS	PS	PS	PS										0	0	0	0
Crawford, James	SUB	SUB	SUB	SUB	SUB	SUB	SUB										7	0	0	0
Crosby, Mason	SUB	SUB	SUB	SUB	SUB	SUB	SUB										7	0	0	0
Daniels, Mike	SUB	DE	DE	DE	DE	DE	DE										7	6	0	0
Davis, Austin	PS	PS	PS	-	-	-	-										0	0	0	0
Davis, Trevor	INA	IR	IR	IR	IR	IR	IR										0	0	0	1
Donnerson, Kendall	PS	PS	PS	PS	PS	PS	PS										0	0	0	0
Evans, Marwin	PS	-	-	-	-	-	-										0	0	0	0
Fackrell, Kyle	SUB	SUB	SUB	SUB	SUB	SUB	SUB										7	0	0	0
Gilbert, Reggie	SUB	SUB	SUB	SUB	SUB	SUB	SUB										7	0	0	0
Graham, Jimmy	TE	TE	TE	TE	TE	SUB	TE										7	6	0	0
Greene, Raven	INA	INA	SUB	SUB	SUB	SUB	SUB										5	0	0	2
Hatcher, Keon	-	-	-	-	-	PS	PS										0	0	0	0
House, Davon	SUB	SUB	SUB	IR	IR	IR	IR										3	0	0	0
Jackson, Darius	SUB	SUB	INA	INA	INA	-	-										2	0	0	2
Jackson, Josh	3CB	SUB	SUB	3CB	3CB	SUB	SUB										7	3	0	0
Jones, Aaron	SUS	SUS	SUB	SUB	SUB	RB	RB										5	2	0	0
Jones, Josh	INA	INA	INA	SUB	SUB	SUB	SUB										4	0	0	3
Kendricks, Lance	SUB	SUB	SUB	SUB	SUB	SUB	SUB										7	0	0	0
Kerridge, Joe	PS	PS	PS	PS	PS	PS	PS										0	0	0	0
King, Kevin	CB	CB	INA	INA	CB	CB	CB										5	5	0	2
Kizer, DeShone	SUB	DNP	DNP	DNP	DNP	DNP	DNP										1	0	6	0
Kumerow, Jake	IR	IR	IR	IR	IR	IR	IR										0	0	0	0
Lancaster, Tyler	PS	PS	PS	PS	DNP	SUB	SUB										2	0	1	0
Lewis, Marcedes	SUB	SUB	SUB	SUB	SUB	TE	TE										7	2	0	0
Light, Alex	INA	INA	INA	INA	INA	INA	INA										0	0	0	7
Linsley, Corey	C	C	C	C	C	C	C										7	7	0	0
Looney, James	PS	PS	PS	PS	PS	PS	PS										0	0	0	0
Lowry, Dean	SUB	SUB	SUB	DE	SUB	DE	SUB										7	2	0	0
Martinez, Blake	ILB	ILB	ILB	ILB	ILB	ILB	ILB										7	7	0	0
Martini, Greer	PS	PS	PS	PS	-	-	-										0	0	0	0
Matthews, Clay	OLB	OLB	OLB	OLB	OLB	OLB	OLB										7	7	0	0
Mays, Devante	IR	-	-	-	-	-	-										0	0	0	0
McCray, Justin	RG	RG	RG	INA	DNP	SUB	INA										4	3	1	2
Montgomery, Ty	SUB	SUB	SUB	SUB	SUB	SUB	SUB										7	0	0	0
Moore, J'Mon	INA	INA	INA	SUB	SUB	SUB	INA										3	0	0	4
Morrison, Antonio	SUB	ILB	ILB	SUB	SUB	SUB	SUB										7	2	0	0
Murphy, Kyle	IR	IR	IR	IR	IR	IR	IR										0	0	0	0
Pankey, Adam	PS	PS	PS	PS	PS	PS	PS										0	0	0	0
Patrick, Lucas	DNP	SUB	SUB	SUB	SUB	SUB	SUB										6	0	1	0
Perry, Nick	OLB	OLB	OLB	OLB	OLB	OLB	OLB										7	7	0	0
Redmond, Will	-	PS	PS	PS	PS	PS	PS										0	0	0	0
Rodgers, Aaron	QB	QB	QB	QB	QB	QB	QB										7	7	0	0
Rollins, Quinten	IR	-	-	-	-	-	-										0	0	0	0
Ryan, Jake	IR	IR	IR	IR	IR	IR	IR										0	0	0	0
Scott, JK	SUB	SUB	SUB	SUB	SUB	SUB	SUB										7	0	0	0
Simon, Deon	-	-	-	PS	PS	PS	PS										0	0	0	0
Spriggs, Jason	SUB	SUB	SUB	SUB	SUB	INA	SUB										6	0	0	1
St. Brown, Equanimeous	SUB	INA	INA	DNP	WR	WR	SUB										4	2	1	2
Taylor, Lane	LG	LG	LG	LG	LG	LG	LG										7	7	0	0
Tonyan, Robert	SUB	SUB	SUB	SUB	SUB	SUB	SUB										7	0	0	0
Toomer, Korey	SUB	SUB	SUB	SUB	DNP	DNP	INA										4	0	2	1
Valdes-Scantling, Marquez	SUB	SUB	SUB	3WR	3WR	3WR	WR										7	4	0	0
Vitale, Danny	-	-	-	-	-	-	PS										0	0	0	0
Whitehead, Jermaine	3S	SUB	SUB	SUB	INA	SUB	3S										6	2	0	1
Wilkerson, Muhammad	DE	DE	DE	IR	IR	IR	IR										3	3	0	0
Williams, Jamaal	RB	RB	RB	RB	RB	SUB	SUB										7	5	0	0
Williams, Tramon	CB	CB	CB	CB	CB	CB	CB										7	7	0	0
Yancey, DeAngelo	-	-	-	-	PS	PS	-										0	0	0	0

STARTERS IN BOLD AT POSITION; DNP — Did not play; INA — Inactive; IR — Injured reserve; PS — Practice squad; PUP — Reserve/Physically Unable to Perform; SUB — Substitute; SUS — Reserve/Suspended; 3CB — Started as third cornerback; 3WR — Started as third wide receiver, 3S — Started as third safety.

SEASON HIGHS/W-L BREAKDOWN

INDIVIDUAL

Longest Scoring Run — 33, A.Jones, Oct. 28 at L.A. Rams
 Longest Non-Scoring Run — 30, A.Jones, Sept. 30 vs. Buffalo

Longest Scoring Pass — 75, A.Rodgers to R.Cobb, Sept. 9 vs. Chicago
 Longest Non-Scoring Pass — 60, A.Rodgers to M.Valdes-Scantling, Oct. 15 vs. San Francisco

Longest Kickoff Return — 27, T.Montgomery, Oct. 28 at L.A. Rams
 Longest Punt Return — 17, R.Cobb, Sept. 9 vs. Chicago
 Longest Interception Return — 27, J.Alexander, Sept. 30 vs. Buffalo
 Longest Fumble Return — 0, four times, most recently Oct. 15 vs. San Francisco

Longest Punt — 63, J.Scott, Sept. 16 vs. Minnesota

Longest Field Goal — 53, M.Crosby, Oct. 28 at L.A. Rams
 Most Field Goals Attempted — 6, M.Crosby, Sept. 16 vs. Minnesota
 Most Field Goals Made — 5, M.Crosby, Sept. 16 vs. Minnesota

Most Touchdowns — 2, D.Adams, Oct. 15 vs. San Francisco
 Most Rushing Attempts — 16, J.Williams, Sept. 16 vs. Minnesota
 Most Rushing Yards — 86, A.Jones, Oct. 28 at L.A. Rams

Most Passing Attempts — 52, A.Rodgers, Oct. 7 at Detroit
 Most Completions — 32, A.Rodgers, Oct. 7 at Detroit
 Most Passing Yards — 442, A.Rodgers, Oct. 7 at Detroit
 Most Touchdown Passes — 3, A.Rodgers, twice, most recently Oct. 7 at Detroit

Most Receptions — 10, D.Adams, Oct. 15 vs. San Francisco
 Most Receiving Yards — 142, R.Cobb, Sept. 9 vs. Chicago

Most Total Yards from Scrimmage — 142, R.Cobb, Sept. 9 vs. Chicago

Most Defensive Interceptions — 1, four times, most recently K.King, Oct. 15 vs. San Francisco
 Most Tackles — 12, twice, most recently B.Martinez, Oct. 28 at L.A. Rams
 Most Solo Tackles — 9, three times, most recently B.Martinez, Oct. 15 vs. San Francisco
 Most Sacks — 3.0, K.Fackrell, Sept. 30 vs. Buffalo
 Most Passes Defensed — 5, J.Alexander, Oct. 28 at L.A. Rams

TEAM

Offensive Most...

First Downs — 30, Oct. 7 at Detroit
 Rushing Attempts — 32, Sept. 30 vs. Buffalo
 Rushing Yards — 141, Sept. 30 vs. Buffalo
 Pass Attempts — 52, Oct. 7 at Detroit
 Completions — 32, Oct. 7 at Detroit
 TDs Thrown — 3, twice, most recently Oct. 7 at Detroit
 Ints. Thrown — 1, twice, most recently Sept. 30 vs. Buffalo
 Net Passing Yards — 423, Oct. 7 at Detroit
 Offensive Plays — 76, Oct. 7 at Detroit
 Total Offense — 521, twice, most recently Oct. 15 vs. San Francisco
 Time of Possession — 38:08, Sept. 16 vs. Minnesota
 Turnovers — 3, Oct. 7 at Detroit
 Fumbles — 3, twice, most recently Oct. 7 at Detroit
 Fumbles Lost — 3, Oct. 7 at Detroit

Longest Scoring Drives

Plays — 15, Sept. 23 at Washington
 Yards — 83, Sept. 30 vs. Buffalo
 Time — 7:02, Sept. 23 at Washington

Shortest Scoring Drives

Plays — 3, Sept. 9 vs. Chicago
 Yards — -12, Sept. 23 at Washington
 Time — 0:19, Sept. 16 vs. Minnesota

Defensive Fewest...

First Downs Allowed — 11, Sept. 30 vs. Buffalo
 Rushing Att. Allowed — 16, Sept. 30 vs. Buffalo
 Rushing Yards Allowed — 58, Sept. 30 vs. Buffalo
 Pass Att. Allowed — 20, Sept. 23 at Washington
 Pass Comp. Allowed — 12, Sept. 23 at Washington
 Net Passing Yards Allowed — 151, Sept. 30 vs. Buffalo
 Total Plays Allowed — 55, twice, most recently Oct. 15 vs. San Francisco
 Total Yards Allowed — 145, Sept. 30 vs. Buffalo

Defensive Most...

Takeaways — 3, twice, most recently Oct. 15 vs. San Francisco
 Interceptions — 2, Sept. 30 vs. Buffalo
 Fumbles Forced — 2, twice, most recently Oct. 15 vs. San Francisco
 Fumbles Recovered — 2, Oct. 15 vs. San Francisco
 Passes Defensed — 7, twice, most recently Oct. 28 at L.A. Rams
 Sacks — 7, Sept. 30 vs. Buffalo

	2018 regular season...			2017 regular season...			2016 regular season...			1992-present...		
	Home	Road	Overall	Home	Road	Overall	Home	Road	Overall	Home	Road	Overall
Overall	3-0-1	0-3	3-3-1	4-4	3-5	7-9	6-2	4-4	10-6	159-51-2	105-106	264-157-2
On Grass	3-0-1	0-2	3-2-1	4-4	2-2	6-6	6-2	3-2	9-4	159-51-2	60-43	219-94-2
On Artificial Surfaces	0-0	0-1	0-1	0-0	1-3	1-3	0-0	1-2	1-2	0-0	45-65	45-65
In Open-Air Stadiums	3-0-1	0-2	3-2-1	4-4	2-3	6-7	6-2	3-2	9-4	159-51-2	68-66	227-117-2
In Indoor Stadiums	0-0	0-1	0-1	0-0	1-2	1-2	0-0	1-2	1-2	0-0	37-40	37-40
vs. Division Opponents	1-0-1	0-1	1-1-1	1-2	1-2	2-4	3-0	2-1	5-1	69-19-2	49-40	118-59-2
vs. NFC	2-0-1	0-3	2-3-1	3-3	2-4	5-7	5-1	3-3	8-4	122-35-2	80-79	202-114-2
vs. AFC	1-0	0-0	1-0	1-1	1-1	1-2	1-1	1-1	2-2	37-16	25-27	62-44
When scoring first	1-0-1	0-1	1-1-1	1-1	2-1	3-2	6-0	4-1	10-1	112-20-2	65-38	177-58-2
When Opponent scored first	2-0	0-2	2-2	3-3	1-4	4-7	0-2	0-3	0-5	46-31	40-68	86-99
In overtime	0-0-1	0-0	0-0-1	2-0	1-0	3-0	0-0	0-0	0-0	7-3-2	2-5	9-8-2
When leading after first quarter	2-0	0-1	2-1	1-1	0-1	1-2	5-0	1-1	6-1	97-15-1	54-26	151-41-1
When leading at halftime	1-0-1	0-1	1-1-1	2-1	1-1	3-2	6-0	2-1	8-1	124-10-2	80-29	204-39-2
When leading after third quarter	1-0-1	0-0	1-0-1	3-0	1-0	4-0	5-0	4-0	9-0	130-5-2	93-22	223-27-2
When trailing after first quarter	1-0	0-2	1-2	1-2	1-0	2-2	0-2	0-3	0-5	28-26	19-49	47-75
When trailing at halftime	2-0	0-2	2-2	2-3	2-3	3-6	0-2	1-3	1-5	26-35-1	21-66	47-101-1
When trailing after third quarter	2-0	0-3	2-3	1-4	2-4	3-8	0-2	0-4	0-6	19-43-1	9-82	28-125-1
When tied at halftime	0-0	0-0	0-0	0-0	0-1	0-1	0-0	1-0	1-0	9-6	4-10	13-16
On Thursday	0-0	0-0	0-0	1-0	0-0	1-0	1-0	0-0	1-0	6-1	5-7	11-8
On Friday	0-0	0-0	0-0	0-0	0-0	0-0	0-0	0-0	0-0	0-0	1-0	1-0
On Saturday	0-0	0-0	0-0	0-1	0-0	0-1	1-0	0-0	1-0	2-1	2-0	4-1
On Sunday/Early Games	1-0-1	0-2	1-2-1	1-2	2-3	3-5	2-0	2-1	4-1	94-27-2	49-52	143-79-2
On Sunday/Late Afternoon Games	0-0	0-1	0-1	2-0	1-0	3-0	1-2	0-1	1-3	30-13	24-23	54-36
On Sunday/Night Games	1-0	0-0	1-0	0-0	0-2	0-2	1-0	1-2	2-2	14-3	11-9	25-12
On Monday	1-0	0-0	1-0	0-1	0-0	0-1	0-0	1-0	1-0	13-7	12-13	25-20
When Packers had 100-yard rusher	0-0	0-0	0-0	1-1	1-0	2-1	1-0	1-0	2-0	40-11-1	31-9	71-20-1
When Packers had 100-yard receiver	2-0	0-2	2-2	1-1	0-0	1-1	6-0	2-2	8-2	78-17	45-36	123-53
When Packers had 300-yard passer	1-0	0-1	1-1	2-0	0-1	2-1	2-0	2-2	4-2	41-13	33-24	74-37
When Opponent had 100-yard rusher	0-0	0-2	0-2	1-1	2-0	3-1	0-1	0-2	0-3	26-22-1	22-32	48-54-1
When Opponent had 100-yard receiver	1-0-1	0-0	1-0-1	1-2	0-4	1-5	2-0	1-3	3-3	50-18-2	29-41	79-59-2
When Opponent had 300-yard passer	0-0-1	0-0	0-0-1	0-2	0-2	0-4	2-0	3-1	5-1	25-9-2	18-22	43-31-2

TRANSACTIONS BY DATE

1/2	Signed WR Jake Kumerow, WR Colby Pearson, TE Robert Tonyan, LS Zach Triner and WR DeAngelo Yancey.	5/21	Placed DL Filipo Mokofisi on the reserve/retired list.	9/1	Released G Kofi Amichia, LB Vince Biegel, RB Joel Bouagnon, CB Donatello Brown, TE Emanuel Byrd, RB LeShun Daniels, C Austin Davis, C Dillon Day, LB Kendall Donnerson, S Marwin Evans, CB Demetri Goodson, CB Josh Hawkins, LB James Hearn, RB Bronson Hill, LB Naashon Hughes, WR Adonis Jennings, FB Joe Kerridge, DL Tyler Lancaster, WR Kyle Lewis, DL James Looney, LB Chris Odom, G/T Adam Pankey, LB Marcus Porter, TE Kevin Rader, FB Aaron Ripkowski, DL Conor Sheehy, TE Ryan Smith, LB Ahmad Thomas, LS Zach Triner and WR DeAngelo Yancey; Placed RB Devante Mays, T Kyle Murphy and CB Quinten Rollins on injured reserve; Placed RB Aaron Jones on the reserve/suspended list.	9/11	Claimed CB Deante Burton off waivers from the Atlanta Falcons; Placed WR Trevor Davis on injured reserve; Signed CB Will Redmond to the practice squad; Released S Marwin Evans from the practice squad.
1/3	Signed G Kofi Amichia.	5/25	Signed TE Marcedes Lewis.			9/19	Released CB Deante Burton; Activated RB Aaron Jones from exempt status.
1/4	Signed LB Ahmad Thomas.	5/30	Signed T/G Byron Bell; Released T/G Jacob Alsadek.			9/25	Signed G Anthony Coyle to the practice squad; Released C Austin Davis from the practice squad.
1/10	Signed RB Joel Bouagnon.	6/6	Released WR Colby Pearson.			9/26	Signed CB Bashaud Breeland; Placed CB Davon House on injured reserve.
3/13	Released WR Jordy Nelson.	6/11	Signed DL Joey Mbu.			9/29	Signed CB Tony Brown to the active roster; Signed DL Deon Simon to the practice squad; Placed DL Muhammad Wilkerson on injured reserve.
3/15	Signed DL Muhammad Wilkerson and CB Herb Waters; Traded CB Damarious Randall a 2018 fourth-round pick (No. 114 overall) and a 2018 fifth-round pick (No. 150 overall) to the Cleveland Browns for QB DeShone Kizer, a fourth-round pick (No. 101 overall) and a fifth-round pick (No. 138 overall).	7/13	Claimed G Ethan Cooper off waivers from the N.Y. Giants; Released T Kyle Meadows			10/4	Signed WR DeAngelo Yancey to the practice squad; Released LB Greer Martini from the practice squad.
		7/24	Placed LB Parris Bennett on the reserve/retired list.			10/6	Signed DL Tyler Lancaster to the active roster from the practice squad; Released RB Darius Jackson.
		7/25	Signed WRs Adonis Jennings and Kyle Lewis; Placed WR Michael Clark and G Cole Madison on the reserve/did not report list.			10/9	Signed RB Tra Carson and WR Keon Hatcher to the practice squad; Released RB Joel Bouagnon from the practice squad.
3/16	Signed TE Jimmy Graham.	8/4	Claimed LB James Hearn off waivers from the Dallas Cowboys.			10/16	Released WR DeAngelo Yancey from the practice squad.
3/23	Signed CB Tramon Williams.	8/6	Signed RB Akeem Judd; Placed LBS Jake Ryan and C.J. Johnson on injured reserve; Released G Ethan Cooper.	9/2	Signed RB Joel Bouagnon, C Austin Davis, LB Kendall Donnerson, FB Joe Kerridge, DL Tyler Lancaster, DL James Looney, LB Greer Martini and G/T Adam Pankey to the practice squad.	10/22	Signed FB Danny Vitale to the practice squad.
4/13	Signed CB Davon House; Released LB David Tavy.	8/7	Placed WR Michael Clark on the reserve/retired list.				
4/30	Released QB Joe Callahan.	8/8	Signed LB James Crawford.				
5/4	Signed T/G Jacob Alsadek, LB Parris Bennett, QB Tim Boyle, LS Hunter Bradley, C Austin Davis, S Raven Greene, LB Naashon Hughes, LB C.J. Johnson, DL Tyler Lancaster, T/G Alex Light, T Kyle Meadows, DL Filipo Mokofisi, LB Marcus Porter, TE Kevin Rader, P JK Scott and DL Conor Sheehy; Released P Justin Vogel.	8/18	Signed RB LeShun Daniels; Placed RB Akeem Judd on the reserve/retired list.				
		8/19	Signed RB Bronson Hill.	9/3	Signed LB Korey Toomer; Placed WR Jake Kumerow on injured reserve; Signed CB Tony Brown and S Marwin Evans to the practice squad; Signed RB Darius Jackson off of the Dallas Cowboys' practice squad; Released CB Herb Waters.		
5/7	Signed LB Kendall Donnerson, DL James Looney, G Cole Madison, LB Greer Martini, WR J'Mon Moore, TE Ryan Smith, WR Equanimeous St. Brown and WR Marquez Valdes-Scantling.	8/26	Signed CB Lenzy Pipkins to the Indianapolis Colts for LB Antonio Morrison.				
		8/29	Signed QB Aaron Rodgers to a contract extension; Traded QB Brett Hundley to the Seattle Seahawks for an undisclosed draft choice.				
5/15	Signed CB Jaire Alexander.						
5/17	Signed LB Oren Burks and CB Josh Jackson.						

TRANSACTIONS BY PLAYER

Alexander, Jaire - CB 5/7/18 Signed	Goodson, Demetri - CB 9/1/18 Released	Martini, Greer - LB 5/7/18 Signed 9/1/18 Released	Tonyan, Robert - TE 1/2/18 Signed
Alsadek, Jacob - T/G 5/4/18 Signed 5/30/18 Released	Graham, Jimmy - TE 3/16/18 Signed	9/2/18 Signed to practice squad 10/4/18 Released	Triner, Zach - LS 1/2/18 Signed 9/1/18 Released
Amichia, Kofi - G 1/3/18 Signed 9/1/18 Released	Greene, Raven - S 5/4/18 Signed	Mays, Devante - RB 9/1/18 Placed on injured reserve	Valdes-Scantling, Marquez - WR 5/7/18 Signed
Bell, Byron - T/G 5/25/18 Signed	Hatcher, Keon - WR 10/9/18 Signed to practice squad	Mbu, Joey - DL 6/11/18 Signed 9/1/18 Released	Vitale, Danny - FB 10/22/18 Signed to practice squad
Bennett, Parris - LB 5/4/18 Signed 7/24/18 Placed on reserve/retired list	Hawkins, Josh - CB 9/1/18 Released	Meadows, Kyle - T 5/4/18 Signed	Vogel, Justin - P 5/4/18 Released
Bouagnon, Joel - RB 1/10/18 Signed 9/1/18 Released 9/2/18 Signed to practice squad 10/9/18 Released	Hearn, James - LB 8/4/18 Signed 9/1/18 Released	Mokofisi, Filipo - DL 5/4/18 Signed 5/21/18 Placed on reserve/retired list	Waters, Herb - CB 3/15/18 Signed 9/3/18 Released
Boyle, Tim - QB 5/4/18 Signed	Hill, Bronson - RB 8/19/18 Signed 9/1/18 Released	Moore, J'Mon - WR 5/7/18 Signed	Wilkerson, Muhammad - DL 3/15/18 Signed 9/29/18 Placed on injured reserve
Bradley, Hunter - LS 5/4/18 Signed	House, Davon - CB 4/13/18 Signed 9/26/18 Placed on injured reserve	Morrison, Antonio - LB 8/26/18 Acquired via trade with IND	Williams, Tramon - CB 3/23/18 Signed
Breeland, Bashaud - CB 9/26/18 Signed	Hughes, Naashon - LB 5/4/18 Signed 9/1/18 Released	Murphy, Kyle - T 9/1/18 Placed on injured reserve	Yancey, DeAngelo - WR 9/1/18 Released 10/4/18 Signed to practice squad 10/16/18 Released
Brown, Donatello - CB 9/1/18 Released	Hundley, Brett - QB 8/29/18 Traded to SEA	Nelson, Jordy - WR 3/13/18 Released	
Brown, Tony - CB 9/3/18 Signed to practice squad 9/29/18 Signed to active roster	Jackson, Darius - RB 9/3/18 Signed 10/6/18 Released	Odom, Chris - LB 9/1/18 Released	
Burks, Oren - LB 5/17/18 Signed	Jackson, Josh - CB 5/17/18 Signed	Pankey, Adam - G/T 9/1/18 Released 9/2/18 Signed to practice squad	
Burton, Deante - CB 9/11/18 Signed 9/19/18 Released	Jennings, Adonis - WR 7/25/18 Signed	Pearson, Colby - WR 1/2/18 Signed 6/6/18 Released	
Byrd, Emanuel - TE 9/1/18 Released	Johnson, C.J. - LB 5/4/18 Signed 8/6/18 Placed on injured reserve	Pipkins, Lenzy - CB 8/26/18 Traded to IND	
Callahan, Joe - QB 4/30/18 Released	Jones, Aaron - RB 9/1/18 Placed on reserve/suspended list 9/19/18 Activated from exempt status	Porter, Marcus - LB 5/4/18 Signed 9/1/18 Released	
Carson, Tra - RB 10/9/18 Signed to practice squad	Judd, Akeem - RB 8/6/18 Signed 8/18/18 Placed on reserve/retired list	Randall, Damarious - CB 3/15/18 Traded to CLE	
Cooper, Ethan - G 7/13/18 Signed 8/6/18 Released	Kerridge, Joe - FB 9/1/18 Released 9/2/18 Signed to practice squad	Rader, Kevin - TE 5/4/18 Signed 9/1/18 Released	
Coyle, Anthony - G 9/25/18 Signed to practice squad	Kizer, DeShone - QB 3/15/18 Acquired via trade with CLE	Redmond, Will - CB 9/11/18 Signed to practice squad	
Clark, Michael - WR 7/25/18 Placed on reserve/did not report list 8/7/18 Placed on reserve/retired list	Kumerow, Jake - WR 1/2/18 Signed 9/3/18 Placed on injured reserve	Ripkowski, Aaron - FB 9/1/18 Released	
Davis, Austin - C 5/4/18 Signed 9/1/18 Released 9/2/18 Signed to practice squad 9/25/18 Released	Lancaster, Tyler - DL 5/4/18 Signed 9/1/18 Released 9/2/18 Signed to practice squad 10/6/18 Signed to active roster	Rodgers, Aaron - QB 8/29/18 Signed contract extension	
Davis, Trevor - WR 9/11/18 Placed on injured reserve	Lewis, Kyle - WR 7/25/18 Signed 9/1/18 Released	Rollins, Quinten - CB 9/1/18 Placed on injured reserve	
Daniels, LeShun - RB 8/18/18 Signed 9/1/18 Released	Lewis, Marcedes - TE 5/25/18 Signed	Ryan, Jake - LB 8/6/18 Placed on injured reserve	
Day, Dillon - C 9/1/18 Released	Light, Alex - T/G 5/4/18 Signed	Scott, JK - P 5/4/18 Signed	
Donnerson, Kendall - LB 5/7/18 Signed 9/1/18 Released 9/2/18 Signed to practice squad	Looney, James - DL 5/7/18 Signed 9/1/18 Released 9/2/18 Signed to practice squad	Sheehy, Conor - DL 5/4/18 Signed 9/1/18 Released	
Evans, Marwin - S 9/1/18 Released 9/3/18 Signed to practice squad 9/11/18 Released	Madison, Cole - G 5/7/18 Signed 7/25/18 Placed on reserve/did not report list	Simon, Deon - DL 9/29/18 Signed to practice squad	
		Smith, Ryan - TE 5/7/18 Signed 9/1/18 Released	
		St. Brown, Equanimeous 5/7/18 Signed	
		Talley, David - LB 4/13/18 Released	
		Thomas, Ahmad - LB 1/4/18 Signed 9/1/18 Released	

THE LAST TIME

Regular-Season Games Only

RUSHING

200 Yards Rushing, Individual

BY PACKERS — Ahman Green, Dec. 28, 2003, vs. Denver (218 yards)
BY OPPONENT — Adrian Peterson, Dec. 2, 2012, vs. Minnesota (210 yards)

100 Yards Rushing, Individual

BY PACKERS — Jamaal Williams, Dec. 3, 2017, vs. Tampa Bay (113 yards)
BY OPPONENT — Todd Gurley, Oct. 28, 2018, at L.A. Rams (114 yards)

100 Yards Rushing, Individual, One Half

BY PACKERS — Ty Montgomery, Dec. 18, 2016, at Chicago (123 yards in first half)
BY OPPONENT — Robert Kelley, Nov. 20, 2016, at Washington (102 yards in second half)

100 Yards Rushing and Receiving, Individual

BY PACKERS — Never
BY OPPONENT — Darrin Nelson, Nov. 13, 1983, at Minnesota (119 yards rushing, 137 receiving)

Two 100-Yard Rushers

BY PACKERS — Ryan Grant (106 yards) and DeShawn Wynn (106 yards), Dec. 28, 2008, vs. Detroit
BY OPPONENT — Tony Dorsett (149 yards) and Robert Newhouse (101 yards), Nov. 12, 1978, vs. Dallas at Milw.

Two 100-Yard Rushers and Two 100-Yard Receivers

BY PACKERS — Ryan Grant (106 yards) and DeShawn Wynn (106), Dec. 28, 2008, vs. Detroit, Donald Driver (111 yards) and Greg Jennings (101 yards), Dec. 28, 2008, vs. Detroit*
BY OPPONENT — Never
*First time in NFL history

Four Touchdowns Rushing, Individual

BY PACKERS — Dorsey Levens, Jan. 2, 2000, vs. Arizona (8, 1, 5, 1 yards)
BY OPPONENT — DeAngelo Williams, Nov. 30, 2008, vs. Carolina (1, 1, 1, 1 yards)

Three Touchdowns Rushing, Individual

BY PACKERS — Ahman Green, Oct. 20, 2002, vs. Washington (24, 2, 8 yards)
BY OPPONENT — Robert Kelley, Nov. 20, 2016, at Washington (10, 1, 4 yards)

Two Touchdowns Rushing, Individual

BY PACKERS — Ty Montgomery, Dec. 18, 2016, at Chicago (4, 3 yards)
BY OPPONENT — LeGarrette Blount, Oct. 7, 2018, at Detroit (1, 1 yards)

PASSING

400 Yards Passing, Individual

BY PACKERS — Aaron Rodgers, Oct. 15, 2018, vs. San Francisco (425 yards)
BY OPPONENT — Kirk Cousins, Sept. 16, 2018, vs. Minnesota (425 yards)

300 Yards Passing, Individual

BY PACKERS — Aaron Rodgers, Oct. 15, 2018, vs. San Francisco (425 yards)
BY OPPONENT — Kirk Cousins, Sept. 16, 2018, vs. Minnesota (425 yards)

Six Touchdown Passes, Individual

BY PACKERS — Aaron Rodgers, Nov. 9, 2014, vs. Chicago (1, 4, 73, 40, 56, 18 yards)
BY OPPONENT — Tommy Kramer, Sept. 28, 1986, at Minnesota (23, 13, 36, 2, 17, 7 yards)

Five Touchdown Passes, Individual

BY PACKERS — Aaron Rodgers, Sept. 28, 2015, vs. Kansas City (8, 3, 27, 4, 4, 4 yards)
BY OPPONENT — Matthew Stafford, Jan. 1, 2012, vs. Detroit (8, 13, 2, 5, 12 yards)

Four Touchdown Passes, Individual

BY PACKERS — Aaron Rodgers, Sept. 28, 2017, vs. Chicago (5, 2, 4, 8 yards)
BY OPPONENT — Kirk Cousins, Sept. 16, 2018, vs. Minnesota (14, 3, 75, 22 yards)

Three Touchdown Passes, Individual

BY PACKERS — Aaron Rodgers, Oct. 7, 2018, at Detroit (3, 1, 12 yards)
BY OPPONENT — Jared Goff, Oct. 28, 2018, at L.A. Rams (1, 30, 19 yards)

Six Interceptions Thrown, Individual

BY PACKERS — Tom O'Malley, Sept. 17, 1950, vs. Detroit
BY OPPONENT — Don Horn, Sept. 26, 1971, vs. Denver at Milw.

Five Interceptions Thrown, Individual

BY PACKERS — Brett Favre, Oct. 30, 2005, at Cincinnati
BY OPPONENT — Russell Wilson, Dec. 11, 2016, vs. Seattle

Four Interceptions Thrown, Individual

BY PACKERS — Brett Favre, Dec. 25, 2005, vs. Chicago
BY OPPONENT — Russell Wilson, Dec. 11, 2016, vs. Seattle

RECEIVING

10 or More Receptions, Individual

BY PACKERS — Davante Adams, Oct. 15, 2018, vs. San Francisco (10 receptions)
BY OPPONENT — Adam Thielen, Sept. 16, 2018, vs. Minnesota (12 receptions)

200 Yards Receiving, Individual

BY PACKERS — Jordy Nelson, Sept. 14, 2014, vs. N.Y. Jets (209 yards)
BY OPPONENT — Adam Thielen, Dec. 24, 2016, vs. Minnesota (202 yards)

100 Yards Receiving, Individual

BY PACKERS — Davante Adams (133 yards), Oct. 28, 2018, at L.A. Rams
BY OPPONENT — Marquise Goodwin, Oct. 15, 2018, vs. San Francisco (126 yards)

100 Yards Receiving, One Half, Individual

BY PACKERS — Randall Cobb, Sept. 9, 2018, vs. Chicago (108 yards in second half)
BY OPPONENT — Marquise Goodwin, Oct. 15, 2018, vs. San Francisco (114 yards in first half)

Two 100-Yard Receivers

BY PACKERS — Davante Adams (132 yards), Jimmy Graham (104 yards) and Marquez Valdes-Scantling (103 yards), Oct. 15, 2018, vs. San Francisco
BY OPPONENT — Adam Thielen (131 yards) and Stefon Diggs (128 yards), Sept. 16, 2018, vs. Minnesota

Four Touchdown Receptions, Individual

BY PACKERS — Sterling Sharpe, Nov. 24, 1994, at Dallas (1, 36, 30, 5 yards)
BY OPPONENT — Never

Three Touchdown Receptions, Individual

BY PACKERS — Randall Cobb, Sept. 28, 2015, vs. Kansas City (3, 4, 4 yards)
BY OPPONENT — Vincent Jackson, Nov. 6, 2011, at San Diego (23, 5, 29 yards)

Two Touchdown Receptions, Individual

BY PACKERS — Davante Adams, Oct. 15, 2018, vs. San Francisco (9, 16 yards)
BY OPPONENT — Josh Reynolds, Oct. 28, 2018, at L.A. Rams (1, 19 yards)

INTERCEPTIONS

Four Interceptions, Individual

BY PACKERS — Willie Buchanon, Sept. 24, 1978, at San Diego
BY OPPONENT — Never

Three Interceptions, Individual

BY PACKERS — Tom Flynn, Oct. 28, 1984, vs. Detroit
BY OPPONENT — Vencie Glenn, Dec. 27, 1992, at Minnesota

Two Interceptions, Individual

BY PACKERS — Ha Ha Clinton-Dix, Dec. 18, 2016, at Chicago
BY OPPONENT — Harrison Smith, Dec. 23, 2017, vs. Minnesota

Interception Returned for Touchdown

BY PACKERS — Damarious Randall, Oct. 8, 2017, at Dallas (21 yards)
BY OPPONENT — Khalil Mack, Sept. 9, 2018, vs. Chicago (27 yards)

TOUCHDOWNS

Five Touchdowns, Individual

BY PACKERS — Paul Hornung, Dec. 12, 1965, at Baltimore (2-, 9-, 3-yard runs; 50-, 65-yard receptions)
BY OPPONENT — Never

Four Touchdowns, Individual

BY PACKERS — Dorsey Levens, Jan. 2, 2000, vs. Arizona (8-, 1-, 5-, 1-yard runs)
BY OPPONENT — DeAngelo Williams, Nov. 30, 2008, vs. Carolina (1-, 1-, 1-, 1-yard runs)

Three Touchdowns, Individual

BY PACKERS — Randall Cobb, Sept. 28, 2015, vs. Kansas City (3-, 4-, 4-yard receptions)
BY OPPONENT — Robert Kelley, Nov. 20, 2016, at Washington (10-, 1-, 4-yard runs)

THE LAST TIME

FIELD GOALS/PATS

Five Field Goals Made, Individual

BY PACKERS — Mason Crosby, Sept. 16, 2018, vs. Minnesota (37, 40, 31, 48, 36 yards)

BY OPPONENT — Dan Bailey, Dec. 15, 2013, at Dallas (47, 23, 43, 50, 50 yards)

Four Field Goals Made, Individual

BY PACKERS — Mason Crosby, Oct. 15, 2018, vs. San Francisco (29, 39, 51, 27 yards)

BY OPPONENT — Dan Carpenter, Dec. 14, 2014, at Buffalo (27, 51, 35, 48 yards)

60-Yard Field Goal

BY PACKERS — Never

BY OPPONENT — David Akers, Sept. 9, 2012, vs. San Francisco (63 yards)

50-Yard Field Goal

BY PACKERS — Mason Crosby, Oct. 28, 2018, at L.A. Rams (53 yards)

BY OPPONENT — Chris Boswell, Nov. 26, 2017, at Pittsburgh (53 yards)

Blocked Field-Goal Attempt

BY PACKERS — Datone Jones, Oct. 11, 2015, vs. St. Louis (50-yard Greg Zuerlein attempt)

BY OPPONENT — A'Shawn Robinson, Nov. 6, 2017, vs. Detroit (38-yard Mason Crosby attempt)

Two-Point Conversion

BY PACKERS — Jamaal Williams, Oct. 7, 2018, at Detroit (pass from Aaron Rodgers)

BY OPPONENT — Todd Gurley, Oct. 28, 2018, at L.A. Rams (pass from Jared Goff)

Point After Touchdown Missed

BY PACKERS — Mason Crosby, Oct. 7, 2018, at Detroit (first attempt, hit left upright)

BY OPPONENT — Chris Boswell, Nov. 26, 2017, at Pittsburgh (first attempt, wide left)

Blocked Point After Touchdown

BY PACKERS — Kenny Clark, Oct. 22, 2017, vs. New Orleans (Wil Lutz, second attempt)

BY OPPONENT — Ra'Shede Hageman, Dec. 8, 2014, vs. Atlanta (Mason Crosby, fifth attempt)

PUNTING

70-Yard Punt

BY PACKERS — Tim Masthay, Dec. 18, 2011, at Kansas City (71 yards)

BY OPPONENT — Jon Ryan, Sept. 24, 2012, at Seattle (73 yards)

60-Yard Punt

BY PACKERS — JK Scott, Sept. 16, 2018, vs. Minnesota (63 yards)

BY OPPONENT — Pat O'Donnell, Sept. 9, 2018, vs. Chicago (63 yards)

Blocked Punt

BY PACKERS — Geronimo Allison, Sept. 16, 2018, vs. Chicago (Matt Wile, punter)

BY OPPONENT — Bryan Braman, Nov. 16, 2014, vs. Philadelphia (Tim Masthay, punter)

10 Punts, Individual

BY PACKERS — Jon Ryan, Nov. 19, 2006, vs. New England (10 punts; 459 yards)

BY OPPONENT — Chris Kluwe, Dec. 21, 2006, vs. Minnesota (10 punts; 434 yards)

No Punts

BY PACKERS — Oct. 7, 2018, at Detroit

BY OPPONENT — Nov. 6, 2017, vs. Detroit

OTHER SPECIAL TEAMS

Kickoff Returned for Touchdown

BY PACKERS — Randall Cobb, Sept. 8, 2011, vs. New Orleans (108 yards)

BY OPPONENT — Jordan Todman, Nov. 6, 2016, vs. Indianapolis (99 yards)

Punt Returned for Touchdown

BY PACKERS — Micah Hyde, Dec. 28, 2014, vs. Detroit (55 yards)

BY OPPONENT — Marcus Thigpen, Dec. 14, 2014, at Buffalo (75 yards)

Blocked (Opponent) Field Goal Returned for Touchdown

BY PACKERS — Willie Buchanon, Dec. 17, 1972, at New Orleans (57 yards)

BY OPPONENT — Shawn Springs, Nov. 1, 1999, vs. Seattle (61 yards)

Blocked Punt Returned for Touchdown

BY PACKERS — Josh Jackson, Sept. 16, 2018, vs. Minnesota (0 yards; Matt Wile, punter)

BY OPPONENT — DeVier Posey, Oct. 14, 2012, at Houston (0 yards; Tim Masthay, punter)

Recovered Own Onside Kick Attempt

BY PACKERS — Jermaine Whitehead, Dec. 31, 2017, at Detroit (Mason Crosby, kicker)

BY OPPONENT — Jayron Kearsse, Dec. 24, 2016, vs. Minnesota (Kai Forbath, kicker)

OTHER DEFENSE

Shutout Posted

BY PACKERS — Sept. 30, 2018, vs. Buffalo (22-0)

BY OPPONENT — Dec. 23, 2017, vs. Minnesota (16-0)

Fumble Returned for Touchdown

BY PACKERS — Dean Lowry, Dec. 3, 2017, vs. Tampa Bay (62 yards)

BY OPPONENT — Desmond Trufant, Sept. 17, 2017, at Atlanta (15 yards)

Safety Scored

BY PACKERS — Team, Dec. 28, 2014, vs. Detroit (Matthew Stafford penalized for intentional grounding in end zone)

BY OPPONENT — Mark Barron, Oct. 28, 2018, at L.A. Rams (Aaron Jones tackled in end zone)

Five Sacks, Individual

BY PACKERS — Vonnie Holliday, Dec. 22, 2002, vs. Buffalo

BY OPPONENT — Antwan Odom, Sept. 20, 2009, vs. Cincinnati

Four Sacks, Individual

BY PACKERS — Kabeer Gbaja-Biamila, Jan. 2, 2005, at Chicago

BY OPPONENT — Chris Clemons, Sept. 24, 2012, at Seattle

Three Sacks, Individual

BY PACKERS — Kyler Fackrell, Sept. 30, 2018, vs. Buffalo

BY OPPONENT — Ezekiel Ansah, Dec. 31, 2017, at Detroit

MISCELLANEOUS

No Penalties

BY PACKERS — Nov. 4, 2013, vs. Chicago

BY OPPONENT — Dec. 14, 1997, at Carolina

Game Without Touchdown

BY PACKERS — Dec. 23, 2017, vs. Minnesota

BY OPPONENT — Sept. 30, 2018, vs. Buffalo

50 Points, Game

BY PACKERS — 53, Nov. 16, 2014, vs. Philadelphia

BY OPPONENT — 51, Nov. 24, 2008, at New Orleans

40 Points, Game

BY PACKERS — 43, Dec. 8, 2014, vs. Atlanta

BY OPPONENT — 42, Nov. 20, 2016, at Washington

500 Yards Total Offense

BY PACKERS — 521, Oct. 15, 2018, vs. San Francisco

BY OPPONENT — 515, Nov. 20, 2016, at Washington

Tie Game

Green Bay 29, Minnesota 29, Sept. 16, 2018

LANDOVER, Md. (AP) — Things have not gone all that well for Aaron Rodgers and Co. so far, and as the Packers (1-1-1) fail to the Redskins (2-1) on a rainy afternoon.

That was certainly the case in a 31-17 loss at the Washington Redskins on Sunday, when Green Bay fell behind 14-0 and trailed 28-10 at halftime after giving up TD drives of 74, 75, 79 and 98 yards.

Among McCarthy's ailments were his team's 11 penalties for 115 yards - including three for pass interference on one drive - and the most-discussed among those flags was linebacker Clay Matthews' for roughing the passer after he sacked Alex Smith late in the third quarter.

A week after gaining 20 yards on 11 attempts, Adrian Peterson went for 120 yards on 19 runs with a pair of 2-yard TDs.

Smith went 12 for 20 for 220 yards. He also had his streak of 156 consecutive passes without an interception, the longest active run in the league, and in the second quarter, Safety Ha Ha Clinton-Dix made the pick when Jordan Reed went one way and Smith threw another. Rodgers, who was 27 for 44 for 265 yards passing with two touchdowns - of 64 yards to Germaine Akins and 2 yards to Davante Adams - said he expects to start against Buffalo after again dealing with an injured left knee, which he hurt in Week 1. He wore a bulky brace on his left knee against Washington, and he came up hobbling a bit after some plays where he moved around in the pocket or scrambled for a gain.

Green Bay's receivers had problems with drops, plus Randall Cobb was stripped of the ball by Fabian Moreau - Josh Norman recovered the fumble - after a completion with about 5½ minutes remaining in the fourth quarter.

The Packers' ground game was limited to 15 carries for 87 yards by running backs.

OFFICIALS — Referee: Craig Woelstad (4); Umpire: Paul King (121); Down Judge: Jared Phillips (6); Line Judge: Carl Johnson (101); Field Judge: Jeff Lambert (21); Side Judge: Adrian Hill (29); Back Judge: Scott Helverson (93); Replay Official: Larry Nemmers

STARTING LINEUPS

Green Bay Packers		Washington Redskins	
Offense	Defense	Offense	Defense
WR 18 R.Cobb	DE 96 M.Wilkinson	QB 11 A.Smith	CB 23 D.Dunbar
LB 69 D.Bakhtiari	NT 97 K.Clark	RB 26 A.Peterson	CB 24 J.Norman
LG 65 L.Taylor	DE 76 M.Daniels	C 66 T.Bergstrom	CB 31 F.Moreau
C 63 C.Mattews	OLB 52 C.Mattews	SS 35 M.Nicholson	FS 36 D.Schroeder
RB 64 J.McCray	ILB 50 B.Mattrez	LG 73 C.Roulier	FS 53 Z.Brown
RT 75 B.Bulcka	ILB 44 A.Morrison	RG 75 B.Scheff	MLB 54 M.Foster
TE 80 J.Graham	OLB 80 J.Perry	RT 76 M.Moses	MLB 54 M.Foster
WR 17 D.Adams	CB 38 T.Williams	WR 80 J.Crowder	MLB 91 R.Kerrigan
WR 81 G.Akins	CB 23 J.Alexander	WR 83 V.Davis	DE 93 J.Allen
WR 82 J.Williams	CB 21 H.Cinton-Dix	TE 86 J.Reed	SLB 94 P.Smith
RB 30 J.Hopkins	S 29 K.Brice	WR 87 J.Sprinkle	NT 95 D.Payne

GREEN BAY SUBSTITUTIONS — K 2 M.Crosby; P 6 J.Scott; CB 31 D.House; RB 33 A.Jones; S 35 J.Whitehead; S 36 R.Greene; CB 37 J.Jackson; LB 42 D.Burks; LS 43 H.Brady; LB 51 K.Fackell; LB 54 J.Crawford; LB 56 K.Toomer; G 62 L.Patrick; T 76 B.Bell; T 78 J.Springs; WR 83 M.Valdes-Scantling; TE 84 K.Kendricks; TE 86 R.Tonyan; RB 88 T.Montgomery; TE 89 M.Lewis; DL 90 M.Adams; LB 93 R.Gilbert; DL 94 D.Lovry; DID NOT PLAY — QB 9 D.Kizer; INACTIVES — QB 8 T.Boyle; WR 19 E.St. Brown; CB 20 K.King; RB 22 D.Jackson; S 27 J.Jones; T 76 J.Alight; WR 82 J.Moore.

FIELD GOALS (made / & missed)

Player	Attempts	Yards	Result
D.Hopkins	1	10	2/2
Green Bay Packers	1	10	2/2
Washington Redskins	14	14	0/14

GREEN BAY DEFENSIVE STATISTICS (official)

Player	Att	Int	Sk	QBH	FF	FR	Int	PD	Total
K.Clark	7	3	0	10	0	0	0	0	0
B.Mattrez	5	4	0	9	0	0	0	0	0
J.Alexander	5	2	0	7	0	0	0	0	0
N.Perry	5	2	1	7	0	0	0	0	0
H.Cinton-Dix	3	4	0	4	0	0	1	1	1
K.Brice	3	1	0	4	0	0	0	0	0
A.Morrison	2	2	0	4	0	0	0	0	0
J.Jackson	1	3	0	4	0	0	0	0	0
R.Gilbert	2	1	0	3	0	0	0	0	0
C.Matthews	2	0	0	2	0	0	0	0	0
Totals	41	28	1	69	0	0	2	0	1-1

Green Bay Packers		Washington Redskins	
RUSHING	ATT	YDS	AVG
A.Jones	6	42	7.0
J.Williams	5	29	5.8
T.Montgomery	4	16	4.0
A.Rodgers	2	13	6.5
Total	17	100	5.9

PASSING		ATT	CMP	YDS	SK/YD	TD	LG	INT	RT
A.Rodgers	44	27	265	4/25	2	64	0	93.5	
J.Scott	1	0	0	0/0	0	0	0	39.6	
Total	45	27	265	4/25	2	64	0	91.4	

PASS RECEIVING		NO	YDS	AVG	LG	TD
D.Adams	7	32	7.4	16	1	
T.Montgomery	6	49	8.2	16	0	
J.Graham	5	45	9.0	18	0	
R.Cobb	4	22	5.5	11	0	
G.Akins	2	16	8.0	64	1	
J.Williams	2	18	9.0	11	0	
A.Jones	1	7	7.0	1	0	
Total	27	265	9.8	64	2	

INTERCEPTIONS		NO	YDS	AVG	LG	TD
H.Cinton-Dix	1	1	1	1.0	1	0
Total	1	1	1	1.0	1	0

PUNTING		NO	YDS	AVG	NET	TB	INT	LG
J.Scott	5	232	46.4	44.6	0	0	2	58
Total	5	232	46.4	44.6	0	0	2	58

PUNT RETURNS		NO	YDS	AVG	FC	LG	TD
R.Cobb	4	29	7.3	1	11	0	
Returns	4	29	7.3	1	11	0	

KICK RETURNS		NO	YDS	AVG	FC	LG	TD
T.Montgomery	5	25	5.0	0	0	0	
Returns	5	25	5.0	0	0	0	

FUMBLES		Fum	Lost	Rec	Yds	TD	FF	Rec	Yds	TD	Bds	Out
H.Brady	1	0	0	0	0	0	0	0	0	0	0	0
J.Scott	1	1	0	0	0	0	0	0	0	0	0	0
Total	2	1	1	0	0	0	0	0	0	0	0	0

TOTAL FIRST DOWNS		Visitor	Home
By Rushing	19	20	
By Passing	7	9	
By Penalty	11	7	
Total	37	36	

THIRD-DOWN EFFICIENCY		6-14	43%
Total	340	386	86%

TOTAL NET YARDS		Visitor	Home
Net Yards Rushing	100	166	
Net Yards Passing	17	35	
Total Rushing Plays	117	201	
Average gain per rushing play	5.9	4.7	
Tackles for a loss-number and yards	-1.2	1.2	
NET YARDS PASSING	240	220	
Times thrown - Yards lost att. to pass	4-25	0-0	
Gross yards passing	265	220	
PASS ATT-COMP-INT	45-27-0	20-12-1	
Average gain per pass play	4.9	11.0	
KICKOFFS Number-In EZ-Touchbacks	4-3-2	6-6-5	
PUNTS Number and Average	5-46.4	5-47.0	
Had Blocked	0	0	

GREEN BAY 22, BUFFALO 0

Lambeau Field, Sunday, Sept. 30, 2018. Attendance: 78,312. Time: 3:11. Weather: 49° F. Humidity: 79 percent. Wind: NE 9 mph

GAME 4

GREEN BAY, Wis. (AP) — This is more like it for the Green Bay Packers.

The offense built a big lead as quarterback Aaron Rodgers quited through another game with a brace on his injured left knee. The defense had seven sacks and pitched a shutout for the first time in eight seasons.

They put together their most complete game of the year in a 22-0 win over the Buffalo Bills (1-3) on Sunday. It was just the edge that the Packers (2-1-1) needed with Rodgers not necessarily playing at his best. He was 22 of 40 for 298 yards with one touchdown. Green Bay had decisive edges in total offense (423-145) and first downs (22-11).

Rodgers also threw an interception off a deflected pass and tumbled the ball away on a sack early in the fourth quarter. The offense wasn't as productive in the second half after a last start.

Bills rookie quarterback Josh Allen accounted for three turnovers, including two interceptions and a fumble late in the fourth quarter that stood on review. He was 16 of 33 for 151 yards.

Buffalo did manage to force Rodgers to throw his first interception of the year.

But a 16-0 lead at the half was more than enough cushion against Buffalo's feeble offense. Even the return of running back LeSean McCoy, who missed a game because of a rib injury, didn't help the Bills.

Rodgers and Jimmy Graham connected on their first touchdown pass of the year. Signed in the offseason as a free agent, the athletic tight end made his first official Lambeau Leap and finished with 21 yards on three catches.

RB Aaron Jones added 65 yards and a score on 11 carries for the Packers.

A physical defense for Green Bay held the Bills to eight punts and three turnovers on their first 11 drives. Allen was sacked seven times, three by Kyler Fackrell.

OFFICIALS — Referee: Bill Wroblech (52); Umpire: Bruce Stritisky (102); Down Judge: Michael Spanier (90); Line Judge: Mark Perham (9); Field Judge: Mearl Robinson (31); Side Judge: Gary Cavalletto (60); Back Judge: Steve Patrick (17); Replay Official: Mark Butterworth

STARTING LINEUPS

Buffalo Bills

Offense	Defense
WR 13 D.Benjamin	LDE 83 M.Valdes-Scantling
LT 73 K.Dawkins	LDT 69 D.Bakhtiari
LG 66 V.Ducasse	RDT 97 K.Clark
C 62 R.Bourne	RDE 55 J.Hughes
RG 76 J.Willier	MLB 49 T.Edmunds
RT 79 J.Mills	WLB 58 M.Milano
TE 85 C.Clay	LCB 27 T.White
CB 17 J.Allen	CB 24 T.Johnson
RB 25 L.McCoy	RCB 38 R.Lewis
WR 18 A.Holmes	SS 23 M.Hyde
	FS 21 J.Poyer

Green Bay Packers

Offense	Defense
WR 83 M.Valdes-Scantling	DE 94 D.Lowry
LT 69 D.Bakhtiari	NT 97 K.Clark
LG 66 V.Ducasse	DE 76 M.Daniels
C 62 R.Bourne	C 63 C.Linsley
RG 76 J.Willier	DE 52 C.Matthews
RT 79 J.Mills	LB 74 B.Bell
TE 85 C.Clay	LB 50 B.Martinez
CB 17 J.Allen	OLB 75 B.Bulgala
CB 24 T.Johnson	CB 38 T.Williams
WR 18 A.Holmes	CB 37 J.Alexander
	WR 81 G.Allison
	CB 23 J.Jackson
	SS 21 H.Clinton-Dix
	S 29 K.Brice

GREEN BAY SUBSTITUTIONS — K 2 M.Crosby, P 6 J.Scott, S 27 J.Jones, CB 28 T.Brown, RB 33 A.Jones, S 35 J.Whitehead, S 36 R.Graene, LB 42 O.Burns, LS 4 H.Brady, LB 44 A.Morrison, LB 51 K.Fackrell, LB 54 J.Crawford, LB 56 K.Tonner, G 82 L.Patrick, T 78 J.Springue, WR 82 J.Moore, TE 84 L.Kendricks, TE 85 R.Tonyan, RB 88 J.Montgomery, TE 89 M.Lewis, DL 90 M.Adams, LB 93 R.Gilbert, **DID NOT PLAY** — OB 9 D.Kizer, WR 19 E.St. Brown, **INACTIVES** — OB 8 T.Boyle, WR 18 R.Cobb, CB 20 K.King, RB 22 D.Jackson, CB 26 B.Breeland, G 64 J.McCray, T/G 70 A.Light.

FIELD GOALS (made / & missed)

M.Crosby (52) (38) (52)

VISITOR:	Buffalo Bills	Home:	Green Bay Packers
Qtr	Time	Play Description (Extra Point) (Drive Info)	Yds
1	5:15	J.Graham 3 yd. pass from A.Rodgers (kick failed) (nu)	(6-56, 2:39)
2	11:35	A.Jones 3 yd. run (M.Crosby kick) (9-83, 5:22)	
2	0:00	M.Crosby 52 yd. Field Goal (10-57, 3:47)	
3	11:13	M.Crosby 36 yd. Field Goal (10-57, 3:47)	
4	1:55	M.Crosby 52 yd. Field Goal (7-39, 2:26)	

Qtr	Time	Play Description (Extra Point) (Drive Info)	Yds
1	5:15	J.Graham 3 yd. pass from A.Rodgers (kick failed) (nu)	(6-56, 2:39)
2	11:35	A.Jones 3 yd. run (M.Crosby kick) (9-83, 5:22)	
2	0:00	M.Crosby 52 yd. Field Goal (10-57, 3:47)	
3	11:13	M.Crosby 36 yd. Field Goal (10-57, 3:47)	
4	1:55	M.Crosby 52 yd. Field Goal (7-39, 2:26)	

GREEN BAY DEFENSIVE STATISTICS (official)

Player	Int	PD	Def. Int.	Def. PD	Def. Int.	Def. PD
K.Clark	2	1	0	3	0	1
D.Lowry	1	2	0	3	0	0
N.Perry	1	1	2	0	5	0
J.Alexander	0	2	0	2	0	0
M.Daniels	1	0	1	0	0	0
J.Whitehead	1	0	1	1	1	0
J.Gavett	0	0	0	0	0	0
A.Allison	0	0	0	0	0	0
Totals	38	21	9	60	7-64	4

Player	Att	Cmp	Yds	SK/YD	TD	LG	Int	RT
RUSHING								
L.McCoy	5	24	4.8	3.8	0	11	0	0
J.Allen	5	19	7/64	0	34	2	36.3	0
C.Ivory	6	15	2.5	2.5	0	7	0	0
Total	16	58	3.6		11	0		
PASSING								
J.Allen	33	16	151	7/64	0	34	2	36.3
Total	33	16	151	7/64	0	34	2	36.3
PASS RECEIVING								
C.Clay	4	40	10.0	10.0	0	17	0	0
S.Jones	4	38	9.5	15	0	15	0	0
L.McCoy	3	13	4.3	3	0	7	0	0
A.Holmes	2	8	4.0	5	0	5	0	0
K.Benjamin	1	34	34.0	34	0	34	0	0
J.Croome	1	13	13.0	13	0	13	0	0
K.Lee	1	5	5.0	5	0	5	0	0
Total	16	151	9.4		34	0		
INTERCEPTIONS								
J.Poyer	1	11	11.0	11	0	11	0	0
Total	1	11	11.0		11	0		
PUNTING								
C.Borgmeier	8	348	43.5	41.0	0	4	50	50
Total	8	348	43.5	41.0	0	4	50	50
PUNT RETURNS								
R.McCloud	1	-1	-1.0	FC	1	-1	0	0
M.Hyde	0	0	0.0	0	0	0	0	0
(t'back)	1	1	0.0	0	0	0	0	0
Returns	1	-1	-1.0	2	0	0	0	0
KICK RETURNS								
T.Jones	2	37	18.5	18.5	0	19	0	0
(t'back)	3	0	0.0	0	0	0	0	0
Returns	2	37	18.5	0	0	19	0	0
FUMBLES								
J.Allen	1	1	0	0	0	0	0	0
R.Lewis	0	0	0	2	0	0	0	0
T.Johnson	0	0	0	0	1	0	0	0
K.Williams	0	0	0	0	1	0	0	0
Total	1	1	0	0	3	1	0	0

Player	Att	Cmp	Yds	SK/YD	TD	LG	Int	RT
RUSHING								
A.Jones	11	65	5.9	3.9	0	30	0	0
A.Rodgers	5	31	2/16	1.6	43	1	76.9	0
J.Williams	11	17	2.5	1.1	9	0	0	0
J.Montgomery	5	18	3.6	3.6	0	9	0	0
Total	32	141	4.4		30	1		
PASSING								
A.Rodgers	40	22	298	2/16	1	43	1	76.9
Total	40	22	298	2/16	1	43	1	76.9
PASS RECEIVING								
D.Adams	8	81	10.1	25	0	25	0	0
G.Allison	6	80	13.3	27	0	13	0	0
J.Graham	3	21	7.0	13	0	1	0	0
T.Montgomery	2	56	28.0	43	0	43	0	0
M.Valdes-Scantling	1	38	38.0	38	0	38	0	0
A.Jones	1	17	17.0	17	0	17	0	0
L.Kendricks	1	5	5.0	5	0	5	0	0
Total	22	298	13.5		43	1		
INTERCEPTIONS								
J.Alexander	1	27	27.0	27	0	27	0	0
H.Clinton-Dix	1	0	0.0	0	0	0	0	0
Total	2	27	27.0		27	0		
PUNTING								
J.Scott	4	171	42.8	38.0	1	2	51	51
Total	4	171	42.8	38.0	1	2	51	51
PUNT RETURNS								
T.Williams	5	20	4.0	FC	2	9	0	0
(out of bounds)	1	0	0.0	0	0	0	0	0
Returns	5	20	4.0	2	9	0	0	0
KICK RETURNS								
(t'back)	1	0	0.0	FC	0	0	0	0
Returns	0	0	0.0	0	0	0	0	0
FUMBLES								
G.Allison	1	0	0	0	0	0	0	0
T.Montgomery	1	0	0	0	0	0	0	0
A.Rodgers	1	1	0	0	0	0	0	0
L.Kendricks	0	0	0	0	1	0	0	0
K.Clark	0	0	0	0	1	1	0	0
Total	3	1	0	0	1	1	0	1

Player	Att	Cmp	Yds	SK/YD	TD	LG	Int	RT
RUSHING								
A.Jones	11	65	5.9	3.9	0	30	0	0
A.Rodgers	5	31	2/16	1.6	43	1	76.9	0
J.Williams	11	17	2.5	1.1	9	0	0	0
J.Montgomery	5	18	3.6	3.6	0	9	0	0
Total	32	141	4.4		30	1		
PASSING								
A.Rodgers	40	22	298	2/16	1	43	1	76.9
Total	40	22	298	2/16	1	43	1	76.9
PASS RECEIVING								
D.Adams	8	81	10.1	25	0	25	0	0
G.Allison	6	80	13.3	27	0	13	0	0
J.Graham	3	21	7.0	13	0	1	0	0
T.Montgomery	2	56	28.0	43	0	43	0	0
M.Valdes-Scantling	1	38	38.0	38	0	38	0	0
A.Jones	1	17	17.0	17	0	17	0	0
L.Kendricks	1	5	5.0	5	0	5	0	0
Total	22	298	13.5		43	1		
INTERCEPTIONS								
J.Alexander	1	27	27.0	27	0	27	0	0
H.Clinton-Dix	1	0	0.0	0	0	0	0	0
Total	2	27	27.0		27	0		
PUNTING								
J.Scott	4	171	42.8	38.0	1	2	51	51
Total	4	171	42.8	38.0	1			

DETROIT 31 GREEN BAY 23

DETROIT (AP) — The Detroit Lions took advantage of some mistakes they forced Green Bay to make and were fortunate some breaks simply went their way.

Matthew Stafford, who was 14 of 26 for 183 yards, threw two touchdown passes and LeGarrette Blount ran for two scores, lifting the Lions to a 31-23 win over the Packers on Sunday.

Green Bay (2-2-1) had a rough day because veteran Mason Crosby had the worst game of his life and two-time NFL MVP Aaron Rodgers lost two fumbles for just the third time in his 14-year career.

Crosby missed a career-high four field goals in one game and failed to make an extra point to boot. He connected on a field goal with two seconds left, but that wasn't of much consolation after his poor performance.

Detroit recovered an onside kick to seal the win, preventing Rodgers from getting another chance at a Hail Mary in Detroit like the one he threw in 2015.

The Lions built a big lead in the first half: Blount had a pair of 1-yard TD runs in the first quarter and Stafford's 8-yard pass to Marvin Jones late in the second quarter put Detroit up, 24-0.

Rodgers, missing injured receivers Randall Cobb and Aaroniso Allison, threw short TDs to rookie Marquez Valdes-Scantling and Lance Kendricks in the third to pull the Packers within 10 points.

Stafford answered with a 5-yard TD pass to Kenny Golladay early in the fourth quarter to give Detroit a 31-14 lead.

Rodgers connected with Davante Adams on a 12-yard throw for a third TD pass, but Crosby hit the left upright on the extra point to let the Lions keep an 11-point lead midway through the fourth quarter.

Rodgers was 32 of 52 for 442 yards — the second-highest total of his career — with three TD passes.

OFFICIALS — Referee: John Hussey (35); Umpire: Tony McClanek (115); Down Judge: Kevin Cooley (16); Line Judge: Derick Bowers (74); Field Judge: Mike Weatherford (116); Side Judge: Allen Byrnes (66); Back Judge: Gregory Steed (12); Replay Official: Terri Valenti

STARTING LINEUPS

Green Bay Packers			Detroit Lions		
Offense	Defense	Special	Offense	Defense	Special
QB 10 Aaron Rodgers	DE 76 M.Daniels	K 33 J.Kick	QB 15 G.Tate	DE 95 R.Okavira	P 27 G.Quinn
RB 21 A.Rodgers	DT 69 T.Decker		RB 69 T.Frazier	DT 97 A.Ryan	
TE 80 J.Graham	LB 50 B.Martinez		TE 31 T.Tabor	LB 91 R.Francois	
WR 17 D.Adams	CB 52 C.Matthews		CB 93 D.Hand	CB 42 D.Kennard	
WR 83 W.Valdes-Scantling	ILB 42 D.Burks		CB 79 K.Wiggins	ILB 40 J.Davis	
WR 12 A.Hodgers	OLB 53 N.Perry		OLB 21 R.Wagner	OLB 52 C.Jones	
RB 30 J.Williams	OLB 38 T.Williams		TE 82 L.Wilkinson	TE 52 G.Jones	
	CB 20 K.King		WR 11 M.Jones	CB 23 D.Slay	
	CB 37 J.Jackson		WR 9 M.Stafford	CB 24 N.Lawson	
	CB 21 H.Dimton-Dix		WR 19 K.Golladay	SS 28 O.Diggs	
	S 29 K.Brice		SS 19 K.Johnson	FS 27 G.Quinn	

GREEN BAY SUBSTITUTIONS

— K 2 M.Crosby, P 6 J.Scott, S 27 J.Jones, CB 28 T.Brown, RB 33 A.Jones, S 36 R.Greene, LS 43 H.Brady, LB 44 A.Morrison, LB 51 K.Fackell, LB 54 J.Crawford, G 62 L.Patrick, T 78 J.Spriggs, WR 82 J.Moore, TE 84 L.Kendricks, TE 85 R.Tonyan, RB 88 T.Montgomery, TE 89 M.Lewis, DL 90 M.Adams, LB 93 R.Gilbert, DL 94 D.Lovely, DL 95 T.Lancaster, **DID NOT PLAY** — CB 9 D.Kiefer, LB 56 K.Toomer, G 64 J.McCraw, **INACTIVES** — OB 8 T.Boyle, WR 18 R.Cobb, CB 23 J.Alexander, CB 28 B.Breeland, S 35 J.Whitehead, T/G 70 A.Allight, WR 81 G.Allison.

FIELD GOALS (Made) (& missed)

Player	Yards	Result
M.Praier	49	Missed
M.Praier	21	Missed
M.Praier	14	Missed

GREEN BAY DEFENSIVE STATISTICS (Official)

Player	Att	Yds	Sk	QBH	FF	FR	Int	PD	Total
T.Williams	2	1	1	3	0	0	0	0	0-0
H.Climton-Dix	2	1	1	3	1	5	0	0	0-0
M.Daniels	2	1	2	3	0	0	1	0	0-0
K.Fackell	2	1	0	3	0	0	1	0	0-0
N.Perry	2	1	0	3	0	0	1	0	0-0
C.Matthews	0	1	0	1	0	0	0	0	0-0
T.Brown	0	0	0	0	0	0	0	0	0-0
Totals	42	22	8	64	3	13	3	0	0-0

Green Bay Packers

Player	Att	Yds	Sk	QBH	FF	FR	Int	PD
A.Jones	7	40	5	7	0	0	0	0
T.Williams	6	33	5	5	0	0	0	0
T.Montgomery	4	15	10	3	0	0	0	0
A.Rodgers	3	3	3	3	0	0	0	0
Total	20	98	49	4	0	0	0	0

ATT CMP YDS SK/YD TD LG IN RT

Player	Att	Cmp	Yds	Sk/Yd	TD	LG	IN	RT
A.Rodgers	52	32	442	4/19	3	54	0	108:0
Total	52	32	442	4/19	3	54	0	108:0

PASS RECEIVING

Player	Receptions	Yards	Avg	LG	TD
D.Adams	9	140	15.6	30	1
M.Valdes-Scantling	7	68	9.7	14	1
K.Golladay	6	76	12.7	24	0
J.Graham	3	89	29.7	54	0
E.St. Brown	2	19	9.5	12	0
J.Williams	2	19	9.5	12	0
A.Jones	1	19	19.0	12	0
L.Kendricks	1	8	8.0	7	0
T.Montgomery	1	23	23.0	23	0
Total	32	442	13.8	54	3

INTERCEPTIONS

Player	No	Yds	Avg	LG	TD
Total	0	0	0.0	0	0

PUNTING

Player	No	Yds	Avg	NET	TB	IN20	LG	TD
Total	0	0	0.0	0.0	0	0	0	0

PUNT RETURNS

Player	No	Yds	Avg	FC	LG	TD
T.Williams	1	2	2.0	2	2	0
K.King	1	1	1.0	0	0	0
(downed)	1	0	0.0	0	0	0
Returns	2	2	1.0	2	2	0

KICK RETURNS

Player	No	Yds	Avg	FC	LG	TD
T.Montgomery	2	29	14.5	0	21	0
(back)	4	0	0.0	0	0	0
Returns	2	29	14.5	0	21	0

FUMBLES

Player	Fum Lost	Rec	Yds	TD	FF	Rec	Yds	TD	Bds
A.Rodgers	1	2	0	0	0	0	0	0	0
K.King	2	1	0	0	0	0	0	0	0
Total	3	3	0	0	0	0	0	0	0

Detroit Lions

Player	Att	Yds	Sk	QBH	FF	FR	Int	PD
K.Johnson	12	70	2	5	0	0	0	0
L.Blount	12	22	1	8	0	0	0	0
T.Ridick	3	3	3	1	0	0	0	0
M.Stafford	1	-1	-1	0	0	0	0	0
Total	28	94	3	3	0	0	0	0

PASSING

Player	Att	Cmp	Yds	Sk/YD	TD	LG	IN	RT
M.Stafford	26	14	183	3/13	2	60	0	101:9
Total	26	14	183	3/13	2	60	0	101:9

PASS RECEIVING

Player	Receptions	Yards	Avg	LG	TD
G.Tate	5	42	8.4	14	0
K.Golladay	4	98	24.5	60	1
T.Ridick	2	10	5.0	12	0
K.Johnson	2	15	7.5	12	0
M.Jones	1	8	8.0	8	1
Total	14	183	13.1	60	2

INTERCEPTIONS

Player	No	Yds	Avg	LG	TD
Total	0	0	0.0	0	0

PUNTING

Player	No	Yds	Avg	NET	TB	IN20	LG	TD
S.Martin	5	228	45.6	48.2	0	4	4	0
Total	5	228	45.6	48.2	0	4	4	0

PUNT RETURNS

Player	No	Yds	Avg	FC	LG	TD
Returns	0	0	0.0	0	0	0

KICK RETURNS

Player	No	Yds	Avg	FC	LG	TD
A.Abuluh	1	30	30.0	0	30	0
(back)	3	0	0.0	0	0	0
Returns	1	30	30.0	0	30	0

FUMBLES

Player	Fum Lost	Rec	Yds	TD	FF	Rec	Yds	TD	Bds
D.Hand	0	0	0	0	1	1	0	0	0
R.Okavira	0	0	0	0	1	0	0	0	0
J.Agrnew	0	0	0	0	0	1	0	0	0
D.Kennard	0	0	0	0	0	1	0	0	0
Total	0	0	0	0	2	3	0	0	0

TOTAL FIRST DOWNS

Player	By Rushing	By Passing	By Penalty	Total
Total	30	6	23	63

THIRD-DOWN EFFICIENCY

Player	Att	Conv	Eff
Total	3-10	30%	33.3%

FOURTH-DOWN EFFICIENCY

Player	Att	Conv	Eff
Total	2-2	100%	0-0%

TOTAL NET YARDS

Player	Offense	Defense	Net
Total	521	264	257

NET YARDS RUSHING

Player	Yards	Attempts	Avg
Total	98	20	4.9

NET YARDS PASSING

Player	Yards	Attempts	Avg
Total	442	32	13.8

PASS ATTEMPTS

Player	Att	Cmp	Int	Blocked
Total	52	32	0	0



GREEN BAY 33, SAN FRANCISCO 30

Lambeau Field, Monday, Oct. 15, 2018. Attendance: 77,642. Time: 3:10. Weather: 37° F. Humidity: 55 percent. Wind: W 5 mph

GAME 6

GREEN BAY, Wis. (AP) — A pick, a beneficial penalty and a game-winning kick. Quite a final minute for the Green Bay Packers.

Mason Crosby kicked a 27-yard field goal as time expired to cap an 81-yard drive set up by Kevin King's interception with 1:07 left, and the Packers outlasted the San Francisco 49ers for a 33-30 win on Monday night.

The final drive was extended after 49ers cornerback Richard Sherman was flagged for illegal contact on third-and-15 that wiped out a sack of Aaron Rodgers with 43 seconds left.

Rodgers rushed up the middle for a 21-yard gain on the next play. The two-time NFL MVP completed two more passes for 19 yards to set up Crosby's game-winner for Green Bay (3-2-1). The veteran kicker was perfect a week after missing four field goals in a loss at Detroit.

Rodgers threw for 425 yards and two scores, both to WR Davante Adams. The second came with 1:55 left from 16 yards to tie the score at 30. San Francisco QB C.J. Beathard passed for 245 yards and two long touchdowns to speedily receiver Marquise Goodwin for the 49ers (1-5).

For a while it looked like the 49ers might hold on for their first victory since quarterback Jimmy Garoppolo was lost for the year in Week 3 with a torn ACL. Turnovers hurt them again — three more on Monday night, but more bigger than King's pick at the Packers' 10.

The second-year cornerback was locked in — on-1 coverage with Goodwin. King kept up and pulled in a ball that looked slightly underthrown by Beathard.

Then Rodgers went to work, aided by the penalty on Sherman, who was covering Adams. Rodgers was 25 of 46. Adams had 10 catches for 132 yards, one of three Packers receivers to go over 100 yards.

The Packers scored 10 points in the final two minutes, capped by Crosby's fourth field goal of the night.

It's just what the Packers needed going into their bye week. The late flurry overshadowed another troubling start by the defense.

The Packers had a 17-7 lead when Rodgers connected with Adams for a 9-yard touchdown with 1:58 left in the first quarter.

Then San Francisco just brushed past Green Bay.

Beathard connected with Goodwin for the 67-yard score down the middle of the field on the ensuing series to end the first quarter. A 30-yard score by Goodwin came with 6:05 left in the second, giving the 49ers a 21-20 lead. Goodwin celebrated by mimicking a long jump in the end zone. He finished with four catches for 126 yards. Beathard was 16 of 23.

San Francisco also got more pressure after the first quarter, forcing the Packers into more third-and-long situations.

Rodgers figured out the Niners in the end.

OFFICIALS — Referee: John Parry (132); Umpire: Mark Pells (131); Down Judge: David Oliver (24); Line Judge: Julian Mapp (10); Field Judge: Matthew Edwards (99); Side Judge: Mitchell Banks (72); Back Judge: Perry Paganelli (46); Replay Official: James Orlman

STARTING LINEUPS

San Francisco 49ers		Green Bay Packers	
Offense	Defense	Offense	Defense
WR 15 P.Garçon	DE 94 S.Thomas	WR 19 E.St. Brown	DE 94 D.Lowry
LT 74 J.Staley	LT 90 E.Mitchell	LT 69 D.Bakhtiari	NT 97 K.Clark
LG 58 T.Lombard	RT 99 D.Buckner	LG 65 L.Taylor	DE 56 M.Daniels
C 75 W.Richburg	RDE 91 A.Armstead	C 63 C.Linsley	OLB 52 C.Matthews
RG 68 W.Person	MILKE 48 F.Wanner	RG 74 B.Bell	ILB 50 B.Martinez
RT 85 M.Gilchriest	WILL 56 R.Foster	RT 75 B.Bojiga	LB 42 O.Burks
TE 69 G.Kittle	LCB 25 R.Sherman	TE 89 M.Lewis	OLB 53 N.Perry
WR 11 M.Goodwin	CB 24 K.Williams	WR 17 D.Adams	CB 38 T.Williams
RB 22 M.Ward	RCB 20 J.Ward	RB 83 M.Valdes-Scantling	CB 20 K.King
FB 44 K.Jusczyk	FS 27 A.Cobert	FB 12 A.Rodgers	S 21 H.Chilton-Dix
QB 3 C.Beathard	SS 29 J.Tant	QB 29 J.A.Jones	S 29 K.Brice

GREEN BAY SUBSTITUTIONS — K 2 M.Crosby, P 6 J.Scott, S 27 J.Jones, CB 28 T.Brown, RB 30 J.Williams, S 55 J.Whitehead, S 36 R.Greene, OB 37 J.Jackson, LS 43 H.Brady, LB 44 A.Morrison, LB 51 K.Fackell, LB 54 J.Crawford, G 62 L.Patrick, G 64 J.McCray, TE 80 J.Graham, WR 82 J.Moore, TE 84 L.Kendricks, TE 95 R.Troyan, RB 88 T.Montgomery, DL 90 M.Adams, LB 93 R.Gilbert, DL 95 T.Lancaster, **DID NOT PLAY** — OB 9 D.Kizer, LB 56 K.Toomer, **INACTIVES** — OB 8 T.Boyle, WR 18 R.Cobb, CB 23 J.Alexander, CB 26 B.Breedard, TG 70 A.Light, T 78 J.Springs, WR 81 G.Allison.

FIELD GOALS (made / attempted)

Player	San Francisco 49ers	Green Bay Packers
M.Crosby	1/1	2/3
M.Crosby	14/17	3/3

Player	San Francisco 49ers	Green Bay Packers
Qtr	Time	Play Description (Extra Point) (Drive Info)
1	10:59	M.Breida 3 yd run (R.Gould kick) (7-75, 4:01)
1	9:17	T.Montgomery 2 yd run (M.Crosby kick) (4-77, 1:42)
1	7:39	D.Adams 9 yd pass from A.Rodgers (M.Crosby kick) (5-79, 2:54)
1	1:58	M.Goodwin 67 yd pass from C.Beathard (R.Gould kick) (3-78, 1:31)
2	10:27	M.Goodwin 30 yd pass from C.Beathard (R.Gould kick) (3-65, 1:29)
2	6:05	M.Goodwin 30 yd pass from C.Beathard (R.Gould kick) (3-65, 1:29)
2	0:00	R.Gould 48 yd field goal (11-32, 5:07)
3	11:17	M.Crosby 51 yd field goal (9-49, 4:18)
3	6:59	R.Gould 44 yd field goal (10-58, 5:12)
4	13:08	R.Gould 43 yd field goal (10-58, 5:12)
4	1:55	D.Adams 16 yd pass from A.Rodgers (M.Crosby kick) (4-58, 1:05)
4	0:00	M.Crosby 27 yd field goal (10-81, 1:07)

GREEN BAY DEFENSIVE STATISTICS (official)

Player	San Francisco 49ers	Green Bay Packers							
UT	A	TEL	TT	sck	QBH	FF	FR	INT	PD
B.Martinez	9	2	1	11	0	0	0	0	0
K.Clark	5	3	1	8	1	0	0	0	0
R.Gilbert	4	2	0	6	0	0	0	0	0
K.Brice	3	3	0	6	0	0	0	0	0
J.Fackell	4	1	0	5	0	0	0	0	0
T.Whitehead	3	1	0	4	0	0	0	0	0
T.Williams	3	1	0	4	0	0	0	0	0
O.Burks	3	0	0	3	0	0	0	0	0
Totals	45	17	3	62	2-18	3	1	1	1-0

San Francisco 49ers		Green Bay Packers	
RUSHING	ATT	YDS	AVG
M.Worrett	12	87	7.3
M.Breida	14	21	1.5
C.Beathard	3	1	0.3
M.Goodwin	1	5	5.0
Total	30	114	3.8

San Francisco 49ers		Green Bay Packers	
PASSING	ATT	COMP	YDS
C.Beathard	23	16	245
Total	23	16	245

San Francisco 49ers		Green Bay Packers	
PASS RECEIVING	NO	YDS	AVG
M.Goodwin	4	126	31.5
P.Garçon	4	37	9.3
G.Kittle	4	30	7.5
K.Jusczyk	3	30	10.0
K.Bourne	1	22	22.0
Total	16	245	15.3

San Francisco 49ers		Green Bay Packers	
INTERCEPTIONS	NO	YDS	AVG
Total	0	0	0.0

San Francisco 49ers		Green Bay Packers	
PUNTING	NO	YDS	AVG
B.Pinnon	3	126	42.0
Total	3	126	42.0

San Francisco 49ers		Green Bay Packers	
PUNT RETURNS	NO	YDS	AVG
R.James	1	0	0.0
(back)	1	0	0.0
Returns	1	0	0.0

San Francisco 49ers		Green Bay Packers	
KICK RETURNS	NO	YDS	AVG
R.James	4	108	27.0
D.Reed	1	30	30.0
Returns	5	138	27.6

San Francisco 49ers		Green Bay Packers	
FUMBLES	Fum	Lost	Rec
K.Jusczyk	1	1	0
D.Reed	1	1	0
Total	2	2	0

San Francisco 49ers		Green Bay Packers	
TOTAL FIRST DOWNS	By Rushing	By Passing	By Penalty
18	9	8	1
26	17	8	1

San Francisco 49ers		Green Bay Packers	
THIRD-DOWN EFFICIENCY	4th-Down Efficiency	Red-Zone Efficiency	Goal-To-Go Efficiency
2-9-22%	4-13-31%	0-0-0%	1-2-50%
40%	52%	0%	0%

Green Bay Packers		San Francisco 49ers	
RUSHING	ATT	YDS	AVG
A.Jones	8	41	5.1
A.Rodgers	3	34	11.3
J.Williams	6	29	4.8
T.Montgomery	4	12	3.0
Total	21	116	5.5

Green Bay Packers		San Francisco 49ers	
PASSING	ATT	COMP	YDS
A.Rodgers	46	25	425
Total	46	25	425

Green Bay Packers		San Francisco 49ers	
PASS RECEIVING	NO	YDS	AVG
A.Jones	10	132	13.2
J.Graham	5	104	20.8
M.Valdes-Scantling	3	103	34.3
L.Kendricks	2	37	18.5
T.Montgomery	2	10	5.0
E.St. Brown	1	19	19.0
J.Williams	1	10	10.0
J.Moore	1	10	10.0
Total	25	425	17.0

Green Bay Packers		San Francisco 49ers	
INTERCEPTIONS	NO	YDS	AVG
K.King	1	0	0.0
Total	1	0	0.0

Green Bay Packers		San Francisco 49ers	
PUNTING	NO	YDS	AVG
J.Scott	4	155	38.8
Total	4	155	38.8

Green Bay Packers		San Francisco 49ers	
PUNT RETURNS	NO	YDS	AVG
T.Williams	1	6	6.0
Returns	1	6	6.0

Green Bay Packers		San Francisco 49ers	
KICK RETURNS	NO	YDS	AVG
T.Montgomery	2	41	20.5
(back)	4	0	0.0
Returns	2	41	20.5

Green Bay Packers		San Francisco 49ers	
FUMBLES	Fum	Lost	Rec
H.Chilton-Dix	0	0	0
R.Greene	0	0	0
J.Crawford	0	0	0
K.King	0	0	0
Total	0	0	0

Green Bay Packers		San Francisco 49ers	
TOTAL FIRST DOWNS	By Rushing	By Passing	By Penalty
26	18	8	0
33	17	8	1

LOS ANGELES (AP) — Aaron Rodgers can't lead a game-winning drive if he never gets the ball. That was the whole idea when Los Angeles Rams kicker Matt Gay kicked a 27-yard field goal to give the Rams a 29-27 victory over the Green Bay Packers on Sunday. That was also Todd Gurley's thought moments later when he stopped running with a clear path to the end zone, keeping Rodgers stuck on the sideline in the unbeaten Rams' eighth victory.

Greg Zuerlein hit a 34-yard field goal with 2:05 left before Wilson forced and recovered Montgomery's fumble on the ensuing kickoff, and Gurley's prudent decision to go down wrapped up the Rams' 29-27 victory over the Green Bay Packers on Sunday.

Jared Goff passed for 295 yards and three touchdowns while the Rams (8-0) were sternly tested by the Packers (3-3-1).

Both teams rallied from 10-point deficits to take a lead in front of a rollicking, bipartisan Coliseum crowd, but the Rams extended their best start since 1969 by capitalizing on two crushing special-teams mistakes by Green Bay.

Rodgers threw for 286 yards, but he didn't get a snap in the final 5:20.

Marquez Valdes-Scantling caught a 40-yard touchdown pass from Rodgers with 8:50 left to put the Packers ahead 27-26, but Goff and Gurley drove the Rams into range for Zuerlein's second field goal of the fourth quarter after a 25-yard punt by JK Scott.

Montgomery then coughed up his return, and Wilson pounced on the ball. Packers coach Mike McCarthy said the return man was supposed to take a touchback.

In the final minute, Gurley ran 17 yards for a key first down and stopped before reaching the end zone, allowing the Rams to run out the clock.

Just Reynolds caught two touchdown passes for Los Angeles. Gurley had 114 yards rushing and 81 yards receiving, and he scored a touchdown in his franchise-record-tying 11th consecutive game on a 30-yard pass in the third quarter.

The Rams faced their largest deficit of the remarkable season when they trailed 10-0 early in the second quarter, but they calmly turned it into a 23-13 lead late in the third.

Rodgers answered with two touchdown drives to grab a one-point lead for Green Bay in the fourth quarter, but Goff countered his falloff Cal product and childhood hero after Aaron Donald sacked Rodgers on third down to stop the Packers' next drive.

Both teams had loud contingents of fans at the Coliseum, where Green Bay won the first Super Bowl in 1967. The Packers were greeted by a raucous bunch of California Greshams in Green Bay's first trip to Los Angeles since the NFL returned in 2016.

After Reynolds scored on a 19-yard grab late in the third, the Packers responded with Aaron Jones' 33-yard TD draw run up the middle with 13 seconds left.

OFFICIALS — Referee: Ronald Torbert (62); Umpire: Dan Fereill (64); Down Judge: Sarah Thomas (53); Line Judge: Mark Steinkirchner (84); Field Judge: Jimmy Buchanan (86); Side Judge: Scott Edwards (3); Back Judge: Greg Meyer (78); Replay Official: Elaine Franz

STARTING LINEUPS

Green Bay Packers			Los Angeles Rams		
Offense	Defense	Special Teams	Offense	Defense	Special Teams
WR 83 M.Valdes-Scantling	WR 97 K.Dark	PK 33 J.Whitehead	WR 83 J.Reynolds	WR 97 K.Dark	PK 33 J.Whitehead
WR 69 D.Bachari	DE 76 M.Daniels		TE 89 T.Higbee	DE 90 N.Suh	
LG 65 L.Taylor	OLB 52 C.Matthews		LT 77 A.Whiteworth	DT 93 A.Donald	
C 63 C.Linsley	ILB 50 B.Martinez		LG 76 R.Satford	WILL 96 M.Longacre	
RB 74 B.Bell	OLB 53 M.Perry		C 66 J.Sullivan	OLB 50 S.Ehukan	
RB 75 B.Budka	CB 38 T.Williams		RG 69 A.Blythe	ILB 58 C.Lithelton	
TE 80 J.Graham	CB 20 K.King		RT 79 R.Hansenstein	ILB 26 M.Barron	
TE 89 M.Lewis	CB 23 J.Alexander		WR 12 B.Cooks	LOB 22 M.Peters	
WR 17 D.Adams	S 21 H.Dillon-Dix		WR 17 R.Woods	RSB 32 T.Hill	
WR 12 A.Hodgers	S 29 K.Brice		WR 16 J.Goff	SS 43 J.Johnson	
RB 33 A.Jones	S 35 J.Whitehead		FB 30 T.Gurley	LB 20 L.Loyd	

GREEN BAY SUBSTITUTIONS — K 2 M.Crosby, P 6 J.Scott, WR 18 R.Cobb, WR 19 E.St. Brown, S 27 J.Jones, RB 30 J.Williams, S 36 R.Greene, CB 37 J.Jackson, LB 42 O.Burks, LS 43 H.Brady, LB 44 A.Wornton, LB 51 K.Fackell, LB 54 J.Crawford, G 62 L.Patrick, T 78 J.Springgs, WR 81 G.Allison, TE 84 L.Kendricks, TE 85 R.Tonyan, RB 88 T.Montgomery, DL 90 M.Adams, LB 93 R.Gilbert, DL 94 D.Lowry, DL 95 T.Lancaster.

DID NOT PLAY — QB 9 D.Kizer, **INACTIVES** — QB 8 T.Boyle, CB 26 B.Breedard, CB 28 T.Brown, LB 56 K.Toomer, G 64 J.McCray, T 75 T.Moore.

FIELD GOALS (Made () & Missed)

Player	Attempts	Made	Missed
G.Zuerlein	1	1	0

GREEN BAY DEFENSIVE STATISTICS (Official)

Player	Att	Comp	Yds	Sk	Yd	TD	Int	Ret	Yds	TD
A.Rodgers	30	18	286	3	3	1	48	0	102.9	0
J.Goff	36	20	307	5	26	3	32	0	111.7	3

GREEN BAY DEFENSIVE STATISTICS (Official)

Player	Att	Comp	Yds	Sk	Yd	TD	Int	Ret	Yds	TD
A.Rodgers	30	18	286	3	3	1	48	0	102.9	0
J.Goff	36	20	307	5	26	3	32	0	111.7	3

Green Bay Packers

Player	Att	Comp	Yds	Sk	Yd	TD	Int	Ret	Yds	TD
A.Jones	12	6	86	7	2	0	33	1	1	0
J.Williams	4	2	9	2	3	0	5	0	0	0
T.Montgomery	2	1	6	3	0	0	5	0	0	0
A.Rodgers	19	10	106	5	6	2	33	2	0	0

Los Angeles Rams

Player	Att	Comp	Yds	Sk	Yd	TD	Int	Ret	Yds	TD
T.Gurley	25	11	114	4	6	2	23	0	0	0
B.Cooks	2	1	9	1	4	0	5	0	0	0
J.Goff	5	3	7	1	7	0	7	0	0	0
M.Brown	1	1	2	0	0	0	2	0	0	0
J.Reynolds	34	19	135	3	4	2	23	0	0	0

PUNTING

Player	Att	Yds	Avg	Net	TB	INT	LG
J.Scott	5	214	42.8	38.4	1	0	55
Total	5	214	42.8	38.4	1	0	55

PUNT RETURNS

Player	No	Yds	Avg	FC	LG	TD
T.Williams	1	13	13.0	2	13	0
(downed)	1	0	0.0	0	0	0
(out of bounds)	3	0	0.0	0	0	0
Returns	1	13	13.0	2	13	0

KICK RETURNS

Player	No	Yds	Avg	FC	LG	TD
T.Montgomery	3	68	22.7	0	27	0
(back)	3	0	0.0	0	0	0
Returns	3	68	22.7	0	27	0

FUMBLES

Player	Fum	Lost	Rec	Yds	TD	FF	Rec	Yds	TD	Bds	Out
T.Montgomery	1	1	0	0	0	0	0	0	0	0	0
Total	1	1	0	0	0	0	0	0	0	0	0

INTERCEPTIONS

Player	No	Yds	Avg	LG	TD
Total	0	0	0.0	0	0

NET YARDS PASSING

Player	Yds	Net	TD	INT
A.Rodgers	286	383	1	48
J.Goff	307	451	3	32
Total	593	834	4	80

NET YARDS RUSHING

Player	Yds	Net	TD
A.Rodgers	106	106	2
T.Gurley	114	114	2
B.Cooks	9	9	0
J.Goff	7	7	0
M.Brown	2	2	0
J.Reynolds	135	135	2
Total	367	367	6

NET YARDS PASSING

Player	Yds	Net	TD	INT
A.Rodgers	286	383	1	48
J.Goff	307	451	3	32
Total	593	834	4	80

NET YARDS RUSHING

Player	Yds	Net	TD
A.Rodgers	106	106	2
T.Gurley	114	114	2
B.Cooks	9	9	0
J.Goff	7	7	0
M.Brown	2	2	0
J.Reynolds	135	135	2
Total	367	367	6

NET YARDS PASSING

Player	Yds	Net	TD	INT
A.Rodgers	286	383	1	48
J.Goff	307	451	3	32
Total	593	834	4	80

NET YARDS RUSHING

Player	Yds	Net	TD
A.Rodgers	106	106	2
T.Gurley	114	114	2
B.Cooks	9	9	0
J.Goff	7	7	0
M.Brown	2	2	0
J.Reynolds	135	135	2
Total	367	367	6

NET YARDS PASSING

Player	Yds	Net	TD	INT
A.Rodgers	286	383	1	48
J.Goff	307	451	3	32
Total	593	834	4	80

NET YARDS RUSHING

Player	Yds	Net	TD
A.Rodgers	106	106	2
T.Gurley	114	114	2
B.Cooks	9	9	0
J.Goff	7	7	0
M.Brown	2	2	0
J.Reynolds	135	135	2
Total	367	367	6

NET YARDS PASSING

Player	Yds	Net	TD	INT
A.Rodgers	286	383	1	48
J.Goff	307	451	3	32
Total	593	834	4	80

NET YARDS RUSHING

Player	Yds	Net	TD
A.Rodgers	106	106	2
T.Gurley	114	114	2
B.Cooks	9	9	0
J.Goff	7	7	0
M.Brown	2	2	0
J.Reynolds	135	135	2
Total	367	367	6

NET YARDS PASSING

Player	Yds	Net	TD	INT
A.Rodgers	286	383	1	48
J.Goff	307	451	3	32
Total	593	834	4	80

NET YARDS RUSHING

Player	Yds	Net	TD
A.Rodgers	106	106	2
T.Gurley	114	114	2
B.Cooks	9	9	0
J.Goff	7	7	0
M.Brown	2	2	0
J.Reynolds	135	135	2
Total	367	367	6



2018 UPDATED BIOGRAPHIES

THROUGH WEEK 8

17 Davante Adams, WR, 5th Year, Fresno State

- Has 28 receiving touchdowns since 2016, No. 2 in the league over that span behind only Steelers WR Antonio Brown (29). Has caught at least one TD pass in 22 games since '16, also tops in the NFL over that span.
- Was the only player in the NFL with 70-plus receptions and 10-plus TD catches in both of the last two seasons (2016-17).
- Leads the league with 20 receiving TDs in the red zone since 2016.
- Posted 237 catches from 2014-17, the fourth most in franchise history by a player in his first four NFL seasons behind WRs Sterling Sharpe (281), Greg Jennings (246) and James Lofton (242).
- Led the team with 74 catches for a team-high 885 yards (12.0 avg.) and 10 TDs in 2017. Was tied for No. 2 in the NFL in TD receptions and was named to his first career Pro Bowl (injury replacement for Falcons WR Julio Jones).

2018 SEASON: Has started all seven games and has posted a team-high 52 receptions for 690 yards (13.3 avg.) and a team-high six TDs...Is tied for No. 4 in the NFL in receiving TDs and ranks No. 9 in receptions...Ranks No. 5 in the league in receiving yards per game (98.6 ypg)...Is tied for the NFL lead with six TD catches in the red zone...Has posted a TD catch in five games this season, tied for No. 5 in the NFL...His 52 receptions are the most through the first seven games in team history...Has a team-high nine receptions of 20-plus yards...Has averaged 135.0 receiving yards per game since Week 5, No. 1 in the league over that span.

► **Vs. Chicago (Sept. 9):** Started and played 59 of 60 snaps, hauling in five passes for 88 yards (17.6 avg.) and a TD...It marked his fourth straight game with a receiving TD against the Bears, giving him five TDs over that span...Early in the fourth quarter, created separation on a double move, beating CB Prince Amukamara as he hauled in QB Aaron Rodgers' pass near the Green Bay 40 before taking it down the middle of the field to the Chicago 24 for a 51-yard gain...Three plays later, caught a short pass from Rodgers just inside the 10 before beating Amukamara down the sideline as he got to the pylon for the 12-yard TD.

► **Vs. Minnesota (Sept. 16):** Started and played 75 of 77 snaps, leading the team with eight receptions for 64 yards (8.0 avg.) and a TD...It marked his third straight game with a TD catch against the Vikings and his career-high fourth consecutive regular-season game overall with a TD reception...Early in the second quarter, caught a quick-out from Rodgers near the 2-yard line, eluding LB Anthony Barr and CB Xavier Rhodes on his way to the end zone for the score.

► **At Washington (Sept. 23):** Started and played 68 of 69 snaps, pacing the team with seven receptions for 52 yards (7.4 avg.) and a TD...Scored on a slant on Green Bay's opening drive of the second half, hauling in the pass from Rodgers and fighting through a tackle attempt by CB Quinton Dunbar for the 2-yard score...Extended his franchise record by posting a TD catch in his ninth straight road game, tied for the second-longest streak in NFL history (Eagles WR Mike Quick, nine, 1983-84) behind only Eagles WR Tommy McDonald's streak of 10 straight games in 1959-61...Also extended his streak of consecutive regular-season games with a TD catch to a career-high five straight, the longest by a Packer since WR Randall Cobb's streak of six games in 2014...Became the third Packer in the last four seasons (James Jones, 2015; Jordy Nelson, 2016) to catch a TD pass in each of the first three games of the season.

► **Vs. Buffalo (Sept. 30):** Started and played all 76 snaps, pacing the team with eight receptions for 81 yards (10.1 avg.)...In the second quarter, made a move to elude CB Tre'Davious White and then caught a pass over the middle from Rodgers for a 25-yard pickup.

► **At Detroit (Oct. 7):** Started and played 71 of 81 snaps despite dealing with a calf injury that limited him during the week...Led the team with nine receptions for 140 yards (15.6 avg.) and a TD, the second-best receiving-yardage output in his career behind only his 156 yards at Tennessee in 2016...Early in the fourth quarter, made an inside move to create separation from CB Darius Slay on the 12-yard TD catch...The score gave him a TD catch in 10 consecutive road games, which tied McDonald for the lon-

gest streak in NFL history...Matched his career high with three receptions of 20-plus yards on the afternoon (at Tennessee in 2016, at Philadelphia in 2016), including two on a second-quarter drive, the first a 22-yard pickup on a pass over the middle and the second a 30-yard gain out of the slot as he got past Slay to make the catch down the sideline to the Detroit 9.

► **Vs. San Francisco (Oct. 15):** Started and played 63 of 71 snaps, leading the team with a season-high 10 receptions for 132 yards (13.2 avg.) and two TDs, the third time in his career that he posted 10-plus catches and two-plus receiving TDs in a game as he matches WR Don Hutson (three) for the most in team annals...Is the only player in the league to record 10-plus catches and two-plus receiving TDs in a game each of the past three seasons (2016-18)...Late in the first quarter, found an opening in the middle of the end zone in front of DB Adrian Colbert to haul in a 9-yard TD pass from Rodgers...With the Packers trailing, 30-23, with three minutes to go in the game, got behind LB Reuben Foster to make a 38-yard catch over the middle down to the San Francisco 20...Three plays later, made a leaping catch behind DB Greg Mabin for the 16-yard TD as the Packers tied the game with 1:55 remaining...On the Packers' game-winning drive, helped set up K Mason Crosby's 29-yard FG by beating Mabin off the line and then hauling in a 19-yard pass from Rodgers down the sideline to the San Francisco 9...Posted four catches for 81 yards (20.2 avg.) in the final three minutes of the game.

► **At L.A. Rams (Oct. 28):** Led the team with 133 receiving yards on five receptions (26.6 avg.)...Joined WR James Lofton (1984) as the only players in team history to record 130-plus receiving yards in three consecutive games, and became the first Packer since WR Greg Jennings in 2010 to register three straight 100-yard receiving outings...Is the first NFL player with a streak of three straight games with 130-plus receiving yards since Giants WR Odell Beckham Jr. in 2015 (Nov. 29-Dec. 14)...Set a career high (min. four receptions) with his average of 26.6 yards per catch, highlighted by a pair of 40-plus-yard receptions, the first time in his career that he posted two catches of 40-plus yards in a game...In the first quarter, beat CB Marcus Peters down the left sideline on a stutter-and-go route for 48 yards to the Rams' 22...Late in the third quarter, made a leaping grab of a deep pass down the middle from Rodgers with Peters in coverage for a 41-yard pickup to the Los Angeles 33...On the Packers' go-ahead drive in the fourth quarter, had catches of 15 and 20 yards.

90 Montravius Adams, DL, 2nd Year, Auburn

• Saw action in seven games as a rookie in 2017, recording five tackles (one solo) and a quarterback hit.

• After a foot injury sidelined him for most of training camp and the first two regular-season games, made professional debut in Week 3 vs. Cincinnati.

• Earned first-team All-Southeastern Conference honors from *The Associated Press* as a senior in 2016 after recording 44 tackles (26 solo), 8½ tackles for a loss, 4½ sacks, a forced fumble, two fumble recoveries (one for a TD) and an interception.

2018 SEASON: Has played in all seven games, seeing limited action on defense and special teams...Has posted four tackles (one solo) on defense.

► **Vs. Chicago (Sept. 9):** Appeared on two plays on defense and posted a solo tackle.

► **Vs. Minnesota (Sept. 16):** Played six snaps on defense.

► **At Washington (Sept. 23):** Appeared on five plays on defense and two on special teams...Registered an assisted tackle on defense.

► **Vs. Buffalo (Sept. 30):** Played five snaps on defense.

► **At Detroit (Oct. 7):** Appeared on one snap on defense and six on special teams.

► **Vs. San Francisco (Oct. 15):** Played two snaps on defense and 13 on special teams.

► **At L.A. Rams (Oct. 28):** Appeared on five plays on defense and three on special teams.

23 Jaire Alexander, CB, Rookie, Louisville

- Played in 31 games with 19 starts during his three seasons at Louisville and registered 77 tackles (58 solo), two tackles for a loss, seven interceptions, 22 passes defensed, a forced fumble and a fumble recovery.
- Posted a 9.9-yard average on 44 punt returns during his collegiate career, highlighted by a 10.5-yard average on 20 returns as a sophomore in '16 that included a 69-yard touchdown return vs. Florida State (Sept. 17).
- Earned second-team All-Atlantic Coast Conference recognition as a sophomore in 2016 after posting a team-high five interceptions (tied for No. 11 in the country) along with a career-best 39 tackles (31 solo) and 14 passes defensed.

2018 SEASON: Has appeared in five games with three starts and is tied for No. 5 on the team with 30 tackles (22 solo)...Has added a half-sack, a tackle for a loss, an interception, a team-high eight passes defensed and a QB pressure...Has added two tackles on special teams.

►**Vs. Chicago (Sept. 9):** Played 49 snaps on defense and 10 on special teams in his NFL debut, finishing with three tackles (all solo) and a pass defensed.

►**Vs. Minnesota (Sept. 16):** Appeared on 56 snaps on defense and 16 on special teams, leading the team with a career-high 10 tackles (seven solo)...Added a tackle for a loss, a half-sack and a QB pressure...Midway through the first quarter on a third-and-10, came on a blitz from the slot and shook off a block from RB Dalvin Cook for a shared 6-yard sack of QB Kirk Cousins with LB Reggie Gilbert to force a punt...In overtime, drilled WR Stefon Diggs for a 1-yard loss on a pass in the flat on second-and-2... Also posted a tackle on kickoff coverage.

►**At Washington (Sept. 23):** Made his first NFL start, opening at CB in place of an injured Kevin King (groin), and appeared on 57 of 61 snaps... Was tied for third on the team with seven tackles (five solo)...Midway through the third quarter, came up to wrap up RB Chris Thompson for no gain on a short pass from QB Alex Smith on third-and-5...Added a tackle on special teams.

►**Vs. Buffalo (Sept. 30):** Started for the second straight week in place of an injured King, appearing on 37 snaps and posting two tackles (both assisted), an interception and a career-high two passes defensed...Late in the first half, posted his first career interception when he picked off a deep pass from QB Josh Allen intended for WR Zay Jones in the end zone, returning the pick 27 yards out to the Green Bay 26.

►**At Detroit (Oct. 7):** Inactive (groin).

►**Vs. San Francisco (Oct. 15):** Inactive (groin).

►**At L.A. Rams (Oct. 28):** Started and played all 78 snaps, finishing with eight tackles (seven solo) and a career-high five passes defensed, the most by a Green Bay defender this season...Midway through the second quarter, jumped with WR Brandin Cooks to make a leaping breakup in the end zone on a deep pass from QB Jared Goff...Broke up two passes on the next series, including one over the middle intended for WR Robert Woods on third-and-10 to force a Los Angeles punt...Midway through the third quarter, got his left hand in to break up Goff's pass over the middle intended for WR Nick Williams...With under five minutes remaining in the fourth quarter, made a leaping deflection of a pass intended for Cooks near the sideline.

81 Geronimo Allison, WR, 3rd Year, Illinois

- Led the team with a career-high 122 receiving yards on a career-best six catches (20.3 avg.) last season in Week 3 vs. Cincinnati, highlighted by his career-long 72-yard grab in overtime that set up K Mason Crosby's game-winning 27-yard FG.
- Appeared in a career-best 15 games with two starts in 2017 and posted a career-high 23 receptions for 253 yards (11.0 avg.).
- Played in 10 games with two starts as a rookie in 2016, posting 12 catches for 202 yards (16.8 avg.) and two TDs. Started as the third WR in the final two regular-season games, posting eight catches for 157 yards (19.6 avg.) and a TD, with all eight receptions going for first downs.

2018 SEASON: Has played in five games with four starts and has posted 20 receptions for 303 yards (15.2 avg.) and two TDs (tied for No. 2 on the

team)...Blocked a punt that was recovered for a TD in Week 2.

►**Vs. Chicago (Sept. 9):** Started as the third WR and played 42 snaps...Finished with five receptions for 69 yards (13.8 avg.), highlighted by a 39-yard TD catch early in the fourth quarter, the longest TD of his pro career to that point...Made a diving catch near the right corner of the end zone with CB Kyle Fuller in tight coverage for the score.

►**Vs. Minnesota (Sept. 16):** Started as the third WR and matched his career high with six receptions for 64 yards (10.7 avg.)...Midway through the first quarter, came off the left end up the middle to block P Matt Wile's punt with his right hand...The ball hung in the air after it was blocked and then was caught by CB Josh Jackson in the end zone for the TD, the first blocked punt for a TD by the Packers since Oct. 28, 2012, vs. Jacksonville (blocked by CB Davon House, recovered by LB Dezman Moses).

►**At Washington (Sept. 23):** Started as the third WR and played 52 of 69 snaps, finishing with two receptions for 76 yards (38.0 avg.) and a TD... With just over two minutes remaining in the first half, made an inside move to fake S D.J. Swearinger Sr. before streaking down the middle of the field to haul in a deep pass from Rodgers for the 64-yard TD.

►**Vs. Buffalo (Sept. 30):** Started and played 56 snaps, hauling in six passes for 80 yards (13.3 avg.)...Posted a 27-yard catch midway through the third quarter, coming across the field to free himself from CB Ryan Lewis to make the grab and take it to the Buffalo 43...Left the game late in the third quarter (concussion).

►**At Detroit (Oct. 7):** Inactive (concussion/hamstring).

►**Vs. San Francisco (Oct. 15):** Inactive (hamstring).

►**At L.A. Rams (Oct. 28):** Returned to action after missing two games, appearing on 30 snaps and posting a 14-yard reception.

69 David Bakhtiari, T, 6th Year, Colorado

- Earned second-team All-Pro honors from *The Associated Press* both of the last two seasons, becoming only the second offensive tackle in team history (Forrest Gregg; 1959-60, 1962-67) to earn AP All-Pro recognition in consecutive seasons.

- Has started all 81 regular-season games he has appeared in at LT since entering the league in 2013.

- Started all 12 games he played in at LT in 2017, helping Green Bay rank No. 3 in the NFL in red-zone scoring (61.9 percent) and No. 5 in rushing yards per carry (4.47 avg.).

- Was selected to his first career Pro Bowl in 2016, having initially been named a first alternate before being selected as an injury replacement for Eagles T Jason Peters.

2018 SEASON: Has started all seven games at LT and has played every offensive snap...Has helped the Packers rank No. 5 in the NFL in total offense (412.1 ypg) and yards per carry (4.82).

►**Vs. Chicago (Sept. 9):** Started at LT and played all 60 snaps, helping to protect QB Aaron Rodgers as he connected on 20 of 30 passes (66.7 percent) for 286 yards and three TDs with no INTs for a 130.7 passer rating...Part of a line that did not allow a sack in the second half.

►**Vs. Minnesota (Sept. 16):** Started at LT and appeared on all 77 snaps, blocking for Rodgers as he completed 30 of 42 passes (71.4 percent) for 281 yards and a TD with no INTs for a 97.4 rating.

►**At Washington (Sept. 23):** Started at LT and played all 69 snaps, helping the Packers rush for 100 yards on just 17 carries (5.9 avg.), the fewest attempts by Green Bay in a 100-yard rushing game since Oct. 18, 2015, vs. San Diego (17-133)...Blocked for Rodgers as he posted his third straight game without an INT (27 of 44, 265 yards, two TDs, 93.5 rating).

►**Vs. Buffalo (Sept. 30):** Started at LT and played all 76 snaps, helping the offense register 423 yards of offense, including a season-best 141 yards on 32 carries (4.4 avg.)...Helped the Packers convert 11 of 19 third downs (57.9 pct.), with the 11 conversions the most by the team since Oct. 27, 2013 (13 at Minnesota).

►**At Detroit (Oct. 7):** Started at LT and played all 81 snaps, helping the offense rack up 521 yards of offense, the most by the Packers since Sept. 15, 2013, vs. Washington (580 yards)...Protected Rodgers as he threw for 442 yards, the third most in a game in franchise history, and three TDs on

32-of-52 passing.

►**Vs. San Francisco (Oct. 15):** Started at LT and played all 71 snaps, blocking for Rodgers as he became the first QB in NFL history to record back-to-back 400-yard passing games with no INTs (425 yards and two TDs on 25-of-46 passing)...Helped the Packers rack up 521 yards of offense, just the second time in franchise history (also 1983) that the team registered back-to-back 500-yard games.

►**At L.A. Rams (Oct. 28):** Started at LT and played all 52 snaps, helping to protect Rodgers as he connected on 18 of 30 passes for 286 yards and one TD with no INTs, his third straight game without an INT...Helped Green Bay rush for 106 yards and two TDs on 19 carries (5.6 avg.), highlighted by 86 yards and a TD on 12 carries (7.2 avg.) from RB Aaron Jones.

74 Byron Bell, T/G, 8th Year, New Mexico

• Has played in 97 career games with 78 starts during the regular season and started all three postseason games he appeared in.

• Has experience at numerous positions on the offensive line, making starts in the NFL at right tackle (48), left tackle (18), left guard (seven) and right guard (five).

• In the first six seasons he played in (missed 2016 due to injury), has been part of teams that have finished in the top 11 in rushing yards per game five times (2017: No. 2 / 2014: No. 7 / 2013: No. 11 / 2012: No. 9 / 2011: No. 3).

• Originally signed as an undrafted rookie free agent out of New Mexico by Carolina in 2011. After four seasons (2011-14) with the Panthers, spent two years with the Tennessee Titans (2015-16) and a season with the Dallas Cowboys (2017).

2018 SEASON: Has appeared in all seven games with four starts at RG... Has helped the Packers rank No. 5 in the NFL in total offense (412.1 ypg) and yards per carry (4.82).

►**Vs. Chicago (Sept. 9):** Appeared on four plays on special teams in his Green Bay debut.

►**Vs. Minnesota (Sept. 16):** Played eight snaps on special teams.

►**At Washington (Sept. 23):** Saw his first action from scrimmage as a Packer, playing the final seven offensive snaps at RG in place of an injured Justin McCray (shoulder).

►**Vs. Buffalo (Sept. 30):** Made his first start in a Green Bay uniform, opening at RG in place of an injured Justin McCray (shoulder) and appearing on all 76 snaps...Helped the offense register a season-high 423 yards of offense, including a season-best 141 yards on 32 carries (4.4 avg.)... Helped the Packers convert 11 of 19 third downs (57.9 pct.), with the 11 conversions the most by the team since Oct. 27, 2013 (13 at Minnesota).

►**At Detroit (Oct. 7):** Started for the second straight week at RG in place of McCray and played all 81 snaps...Helped the offense rack up 521 yards of offense, the most by the Packers since Sept. 15, 2013, vs. Washington (580 yards)...Protected QB Aaron Rodgers as he threw for 442 yards, the third most in a game in franchise history, and three TDs on 32-of-52 passing.

►**Vs. San Francisco (Oct. 15):** Started at RG for the third straight week...Played 67 of 71 snaps on the evening, with 55 of them coming at RG and 12 at RT when he filled in for an injured Bryan Bulaga (shoulder) in the second half...Left the game briefly late in the first quarter due to an injury of his own, but returned after missing four snaps...Blocked for Rodgers as he became the first QB in NFL history to record back-to-back 400-yard passing games with no INTs (425 yards and two TDs on 25-of-46 passing)...Helped the Packers rack up 521 yards of offense, just the second time in franchise history (also 1983) that the team registered back-to-back 500-yard games.

►**At L.A. Rams (Oct. 28):** Started at RG and played all 52 snaps, helping to protect Rodgers as he connected on 18 of 30 passes for 286 yards and one TD with no INTs, his third straight game without an INT...Helped Green Bay rush for 106 yards and two TDs on 19 carries (5.6 avg.), highlighted by 86 yards and a TD on 12 carries (7.2 avg.) from RB Aaron Jones.

8 Tim Boyle, QB, Rookie, Eastern Kentucky

• Started 19 of 36 games played over four seasons at Eastern Kentucky (2017) and Connecticut (2013-15), finishing his career with 3,371 yards and 12 TDs on 334-of-602 passing (55.4 pct.) with 26 interceptions...

• Started all 11 games as a redshirt senior at Eastern Kentucky in 2017, finishing with 201 completions on 327 attempts (61.4 pct.) for 2,134 yards and 11 TDs. Led the Ohio Valley Conference with 2,134 passing yards, good for No. 5 in a single season in school history.

2018 SEASON: Dressed, but did not play, in one game and has been inactive for the other five contests.

►**Vs. Chicago (Sept. 9):** Was inactive as the third QB.

►**Vs. Minnesota (Sept. 16):** Dressed, but did not see any action as the third QB.

►**At Washington (Sept. 23) – At L.A. Rams (Oct. 28):** Was inactive as the third QB.

43 Hunter Bradley, LS, Rookie, Mississippi State

• Played in 41 career games, serving as the primary long snapper for Mississippi State since Week 2 of the 2015 season.

• Participated in the 2018 East-West Shrine Game.

• Entered college as a tight end, but suffered two knee injuries in his first two years and moved to long snapper.

2018 SEASON: Has handled snapping duties in all seven games and has one tackle on special teams.

►**Vs. Chicago (Sept. 9):** Handled snapping duties for all punts and placements in his pro debut...Added a tackle in punt coverage.

►**Vs. Minnesota (Sept. 16):** Snapped for K Mason Crosby's five field goals, which tied a single-game team record, as well as his two extra points as Crosby finished with a career-high 17 points...Also snapped for JK Scott's five punts (51.8-yard gross average, 45.2-yard net average).

►**At Washington (Sept. 23):** Snapped for Crosby's 41-yard FG and for Scott's five punts (46.4-yard gross average, 44.6-yard net average).

►**Vs. Buffalo (Sept. 30):** Snapped for Crosby's three field goals (52, 36, 52) and Scott's four punts (42.8-yard gross average, 38.0-yard net average).

►**At Detroit (Oct. 7):** Handled snapping duties for field goals and extra points, with the Packers not punting in a game for the first time since Oct. 26, 2014, at New Orleans.

►**Vs. San Francisco (Oct. 15):** Snapped for Crosby's seven kicks (four FGs, three extra points), including his game-winning 27-yarder as time expired, and Scott's four punts.

►**At L.A. Rams (Oct. 28):** Snapped for Crosby's two FGs (41, 53) and Scott's five punts.

26 Bashaud Breeland, CB, 5th Year, Clemson

• Played in 60 games with 57 starts for the Washington Redskins in his first four seasons in the league (2014-17), posting 267 tackles (210 solo), eight interceptions, 60 passes defensed, seven forced fumbles, two fumble recoveries and a sack.

• According to Sportradar, ranked No. 1 in the NFL among cornerbacks with seven forced fumbles from 2014-16. Also became the first member of the Redskins since CB Fred Smoot (2001-02) to open a career with multiple INTs in three straight seasons.

• Was drafted by Washington in the fourth round (No. 102 overall) of the 2014 NFL Draft. Started 15 games as a rookie, the third most by a rookie CB in team history behind only Champ Bailey (16 in 1999) and Darrell Green (16 in 1983).

2018 SEASON: Has been inactive for four games...Signed with the Packers as a free agent on Sept. 26.

►**Vs. Buffalo (Sept. 30):** Inactive (healthy scratch).

►**At Detroit (Oct. 7):** Inactive (hamstring).

►**Vs. San Francisco (Oct. 15):** Inactive (hamstring).

►**At L.A. Rams (Oct. 28):** Inactive (healthy scratch).

29 Kentrell Brice, S, 3rd Year, Louisiana Tech

- Started a career-best three games in 2017 and set career highs in tackles (24), solo tackles (21), interceptions (one) and passes defended (four) despite only playing in six contests before being placed on injured reserve with an ankle injury on Nov. 3.

- Was one of five rookie free agents to make Green Bay's Week 1 roster and joined S Marwin Evans as the only rookie free agents to play in all 16 regular-season games and three postseason contests for the Packers in 2016.

- Started one of 16 games played as a rookie, recording 15 tackles (all solo), a pass defended and a fumble recovery.

2018 SEASON: Has started all seven games and ranks No. 3 on the team with 41 tackles (27 solo), a sack, a tackle for a loss and three passes defended.

►**Vs. Chicago (Sept. 9):** Started and was one of five Green Bay defenders to appear on all 70 snaps...Led the team with a career-high 12 tackles (nine solo) and added a pass defended...Posted his first career sack, chasing QB Mitchell Trubisky out of bounds for a zero-yard sack late in the first quarter.

►**Vs. Minnesota (Sept. 16):** Started and was one of four defensive players to play all 73 snaps...Registered seven tackles (five solo).

►**At Washington (Sept. 23):** Started, one of three defensive players to appear on all 61 snaps for Green Bay...Finished with four tackles (three solo).

►**Vs. Buffalo (Sept. 30):** Was one of four defensive players to play all 58 snaps, recording three tackles (two solo).

►**At Detroit (Oct. 7):** Started and played 61 of 62 snaps, posting five tackles (three solo) and a pass defended...Midway through the second quarter, broke up a short pass from QB Matthew Stafford intended for TE Levine Toilolo.

►**Vs. San Francisco (Oct. 15):** Started and played all 57 snaps, finishing with six tackles (three solo).

►**At L.A. Rams (Oct. 28):** Started and played 66 of 78 snaps, posting four tackles (two solo) and a pass defended...Broke up a short pass from QB Jared Goff intended for WR Josh Reynolds in the second quarter.

28 Tony Brown, CB, Rookie, Alabama

- Spent the first three weeks of the season on Green Bay's practice squad after signing with the Packers on Sept. 3. Entered the NFL as an undrafted free agent with the Los Angeles Chargers on May 11.

- Played in 51 games during his four seasons at Alabama, posting 89 tackles (58 solo), 4.5 tackles for a loss, seven passes defended, three interceptions, a half-sack and a forced fumble.

2018 SEASON: Has appeared in three games, seeing time on special teams and defense...Has posted a pass defended on defense and is tied for No. 3 on the team with two tackles on special teams...Was inactive for one game...Was signed to the active roster from the practice squad on Sept. 29.

►**Vs. Buffalo (Sept. 30):** Played 12 snaps on special teams and three on defense in his NFL debut.

►**At Detroit (Oct. 7):** Appeared on seven plays on defense and 16 on special teams...Broke up a pass intended for WR Kenny Golladay near the sideline in the third quarter.

►**Vs. San Francisco (Oct. 15):** Played 20 snaps on special teams and posted a career-high two tackles.

►**At L.A. Rams (Oct. 28):** Inactive (healthy scratch).

75 Bryan Bulaga, T, 9th Year, Iowa

- Has played in 92 career regular-season games with 88 starts at right tackle.

- Started a career-high 16 games in 2016 and helped the offense rank in the top 10 in the NFL in several categories, including points per game (No. 4, 27.0), yards per game (No. 8, 368.8) and first downs (No. 7, 349).

- Started 15 contests in 2014, helping the offense rank No. 1 in the league in scoring (30.4 ppg) and No. 9 in the NFL in sacks allowed with 30, the

fewest given up by Green Bay in a season since '07.

- Opened the final 12 games of 2010 and the entire postseason at RT after taking over for injured veteran Mark Tauscher (shoulder), the most regular-season starts by a Packers rookie tackle since Tauscher's 14 in 2000, and was named to the *Pro Football Weekly*/PFWA All-Rookie team.

2018 SEASON: Has started all seven games at RT...Has helped the Packers rank No. 5 in the NFL in total offense (412.1 ypg) and yards per carry (4.82).

►**Vs. Chicago (Sept. 9):** Started at RT and played all 60 snaps, helping to protect QB Aaron Rodgers as he connected on 20 of 30 passes (66.7 percent) for 286 yards and three TDs with no INTs for a 130.7 passer rating...Part of a line that did not allow a sack in the second half.

►**Vs. Minnesota (Sept. 16):** Started at RT and appeared on all 77 snaps, blocking for Rodgers as he completed 30 of 42 passes (71.4 percent) for 281 yards and a TD with no INTs for a 97.4 rating.

►**At Washington (Sept. 23):** Started at RT and played 28 snaps, but left the game late in the first half due to a back injury and did not return.

►**Vs. Buffalo (Sept. 30):** Started at RT and played all 76 snaps, helping the offense register a season-high 423 yards of offense, including a season-best 141 yards on 32 carries (4.4 avg.)...Helped the Packers convert 11 of 19 third downs (57.9 pct.), with the 11 conversions the most by the team since Oct. 27, 2013 (13 at Minnesota).

►**At Detroit (Oct. 7):** Started at RT and played all 81 snaps, helping the offense rack up 521 yards of offense, the most by the Packers since Sept. 15, 2013, vs. Washington (580 yards)...Protected Rodgers as he threw for 442 yards, the third most in a game in franchise history, and three TDs on 32-of-52 passing.

►**Vs. San Francisco (Oct. 15):** Started at RT and played 59 of 71 snaps, missing some time in the third quarter due to a shoulder injury...Blocked for Rodgers as he became the first QB in NFL history to record back-to-back 400-yard passing games with no INTs (425 yards and two TDs on 25-of-46 passing)...Helped the Packers rack up 521 yards of offense, just the second time in franchise history (also 1983) that the team registered back-to-back 500-yard games.

►**At L.A. Rams (Oct. 28):** Started at RT and played all 52 snaps, helping to protect Rodgers as he connected on 18 of 30 passes for 286 yards and one TD with no INTs, his third straight game without an INT...Helped Green Bay rush for 106 yards and two TDs on 19 carries (5.6 avg.), highlighted by 86 yards and a TD on 12 carries (7.2 avg.) from RB Aaron Jones.

42 Oren Burks, LB, Rookie, Vanderbilt

- Played in 45 games with 40 starts in four seasons with the Commodores and registered 237 tackles (136 solo), 15½ tackles for a loss, 4½ sacks, five interceptions, 27 passes defended, two forced fumbles and three fumble recoveries.

- Was named to the Butkus Award watch list in 2017 and went on to post career highs in tackles (82), solo tackles (45) and tackles for a loss (seven) in his first season at inside linebacker.

- Appeared in all 13 games with 10 starts as a junior at a linebacker/safety hybrid position, finishing with 59 tackles (40 solo), 6½ tackles for a loss and a career-best 3½ sacks.

2018 SEASON: Has played in five games with two starts and has posted 13 tackles (11 solo) on defense and four tackles on special teams (tied for No. 2 on the team)...Was inactive for the first two games (shoulder).

►**Vs. Chicago (Sept. 9):** Inactive (shoulder).

►**Vs. Minnesota (Sept. 16):** Inactive (shoulder).

►**At Washington (Sept. 23):** Made his NFL debut, appearing on eight plays on defense and 10 on special teams...Posted two tackles on defense (one solo).

►**Vs. Buffalo (Sept. 30):** Played 20 snaps on defense and registered three tackles (two solo)...Also played six snaps on special teams and posted a tackle.

►**At Detroit (Oct. 7):** Made his first career start, opening at ILB and posting a career-high four tackles (all solo) in 25 snaps of action...Also played 16 snaps on special teams.

►**Vs. San Francisco (Oct. 15):** Started and played 28 snaps, recording three tackles (all solo)...Also appeared on 20 plays on special teams and posted a tackle.

►**At L.A. Rams (Oct. 28):** Appeared on eight plays on defense and 26 on special teams...Posted a career-high two tackles on special teams and a tackle on defense.

97 Kenny Clark, DL, 3rd Year, UCLA

• Started all 15 games he appeared in last season, leading the Green Bay defensive line in tackles (78) and ranking No. 2 in both sacks (4½) and solo tackles (39). Also posted eight tackles for a loss, two forced fumbles, 11 QB hits, 10 QB pressures, a pass defended and a blocked extra point.

• Registered all 4½ of his sacks in the month of December, second most among NFL defensive tackles behind only Rams DT Aaron Donald (five) and the most ever (since 1982) by a Green Bay DT in the month of December (according to STATS).

• Played in all 16 games with two starts in 2016 and registered 33 tackles (14 solo), two tackles for a loss, four QB pressures, three QB hits, two fumble recoveries and two passes defended.

• Became the youngest player to appear in a season opener for the Packers since Arnie Herber (20 years old) in 1930.

2018 SEASON: Has started all seven games and ranks No. 2 on the team with 43 tackles (28 solo)...Is tied for the team lead with a career-high four sacks and has added a team-high 10 tackles for a loss, a team-best five QB hits, eight QB pressures, a team-high two fumble recoveries, a forced fumble and two passes defended...Is tied for No. 2 in the league in fumble recoveries.

►**Vs. Chicago (Sept. 9):** Started and played 54 snaps, finishing with three tackles (two solo), a tackle for a loss, a fumble recovery, a QB pressure and a QB hit...On a third-and-1 early in the second quarter fought off a block from C Cody Whitehair to stuff RB Jordan Howard for no gain on a run up the middle as the defense forced a three-and-out...On fourth-and-10 with just over a minute remaining and the Packers leading, 24-23, recovered a QB Mitchell Trubisky fumble at the Chicago 39 that was forced by LB Nick Perry on a sack to seal the Green Bay win.

►**Vs. Minnesota (Sept. 16):** Started and appeared on 55 snaps, posting six tackles (four solo), a sack, two tackles for a loss and a pass defended...Early in the third quarter on a third-and-4, shed a block from G Mike Remmers to bring down QB Kirk Cousins for a 7-yard sack and force a punt...The sack gave him 5.5 sacks in his last seven regular-season games...In the first quarter, brought down RB Dalvin Cook for a 2-yard loss on a run to the right...Midway through the fourth quarter, batted down a Kirk Cousins pass intended for TE Kyle Rudolph over the middle.

►**At Washington (Sept. 23):** Started and played 56 of 61 snaps, matching his career high with a team-best 10 tackles (seven solo)...Midway through the second quarter, got his left hand up to bat down a QB Alex Smith pass intended for TE Jordan Reed.

►**Vs. Buffalo (Sept. 30):** Started and played 47 of 58 snaps, posting three tackles (two solo), a forced fumble, a fumble recovery, a season-high three QB pressures and a QB hit...Late in the fourth quarter, punched the ball out on QB Josh Allen's third-down scramble and recovered the fumble at the Green Bay 27...Helped the defense allow just 58 rushing yards on 16 carries (3.6 avg.).

►**At Detroit (Oct. 7):** Started and played 57 of 62 snaps, recording five tackles (three solo), two tackles for a loss, a QB hit and a QB pressure...Late in the first half, stuffed RB Theo Riddick for a 1-yard loss on a run up the middle.

►**Vs. San Francisco (Oct. 15):** Started and appeared on 52 of 57 plays, ranking second on the team with eight tackles (five solo), a sack and a QB hit...Shed a block from G Mike Person to come up the middle for a 6-yard sack of QB C.J. Beathard late in the first half.

►**At L.A. Rams (Oct. 28):** Started and played 63 of 78 snaps, matching his career high with two sacks...Finished with eight tackles (five solo), four tackles for a loss, three QB pressures and a QB hit...On third-and-4 on the Rams' first drive, fought off a block from C John Sullivan to bring down QB Jared Goff for a 1-yard sack...Beat Sullivan again on a third-and-9 early in

the second quarter, coming up the middle to sack Goff for a 11-yard loss.

21 Ha Ha Clinton-Dix, S, 5th Year, Alabama

• Is tied for the NFL lead among safeties (D.J. Swearinger) with 11 interceptions during the regular season since 2016.

• Started all 16 games in 2017 for the third consecutive regular season, finishing No. 3 on the team with 86 tackles and No. 2 with three interceptions.

• Was named to his first career Pro Bowl and earned second-team All-Pro recognition from *The Associated Press* and All-NFC honors from the PFWA in 2016 after leading the team with a career-high five interceptions (tied for No. 5 in the NFL and No. 2 among safeties).

• Set a career high with a team-leading 117 tackles (97 solo) in 2015. Also recorded a career-best three sacks, the most by a Green Bay safety in a season since Mark Roman had 3½ in 2004.

2018 SEASON: Has started all seven games and ranks No. 4 on the team with 38 tackles (26 solo)...Is tied for No. 2 in the NFL with a team-high three interceptions and has added four passes defended...Joins LB Blake Martinez as the only Packers to play every defensive snap this season.

►**Vs. Chicago (Sept. 9):** Appeared on all 70 snaps, one of five Green Bay defenders to do so, and led the secondary with nine tackles (eight solo)...Early in the fourth quarter on a third-and-1, came up and brought down TE Dion Sims for no gain on a pass from QB Mitchell Trubisky to force a Chicago punt.

►**Vs. Minnesota (Sept. 16):** Started and was one of four players on Green Bay's defense to play all 73 snaps, finishing with eight tackles (five solo), an interception and two passes defended...Late in the fourth quarter, intercepted a QB Kirk Cousins pass over the middle that went off the hands of WR Laquon Treadwell...Returned the interception 24 yards to the Minnesota 13, setting up a 36-yard Mason Crosby field goal that gave the Packers a 29-21 lead.

►**At Washington (Sept. 23):** Was one of three players on Green Bay's defense to appear on all 61 snaps, posting seven tackles (three solo) and an interception...Early in the second quarter, picked off a QB Alex Smith pass intended for TE Jordan Reed near the sideline, returning the pick 1 yard to the Green Bay 45...It marked the first time in his career that he had posted an INT in back-to-back games.

►**Vs. Buffalo (Sept. 30):** Started and played all 58 snaps, one of four defensive players to do so, and registered four tackles (two solo) and an interception...Midway through the third quarter, posted an INT for the third straight game, picking off QB Josh Allen's pass near the left sideline a split-second before colliding with Allen's intended target, WR Kelvin Benjamin.

►**At Detroit (Oct. 7):** Started and played all 62 snaps, recording three tackles (two solo) and a sack...Midway through the second quarter, came off the right end on a blitz and fought off a block from RB Kerryon Johnson to trip up QB Matthew Stafford for a 5-yard sack.

►**Vs. San Francisco (Oct. 15):** Started and played all 57 snaps, finishing with three tackles (two solo), a forced fumble and a QB hit...Early in the second quarter, drilled FB Kyle Juszczyk after he made a catch at the San Francisco 41 and forced a fumble that was recovered by CB Kevin King at the San Francisco 44...With the game tied at 30 with 1:13 remaining, came on a blitz off the left side to hit QB C.J. Beathard as he released the ball on third down, a deep pass that was intercepted by CB Kevin King at the Green Bay 10 that set up the Packers' game-winning FG.

►**At L.A. Rams (Oct. 28):** Started and played all 78 snaps, recording four tackles (all solo).

18 Randall Cobb, WR, 8th Year, Kentucky

• Is one of just five players in franchise history (Donald Driver, 2004-09; Sterling Sharpe, 1989-94; Antonio Freeman 1997-2000; Greg Jennings, 2008-11) to register 60-plus receptions in four consecutive seasons (2014-17).

• Ranks No. 6 in franchise history in receptions (453), No. 12 in receiving yards (5,375) and tied for No. 11 in touchdown catches (40).

• Started all 16 games in 2014 and posted career highs in catches (91), receiving yards (1,287) and receiving TDs (12) on the way to earning his first career Pro Bowl selection (injury replacement for WR Dez Bryant).

- Set a franchise single-season record with a league-high 2,342 combined net yards in 2012, topping the previous team mark of 2,250 yards by RB Ahman Green in 2003.

- With 954 receiving yards and 964 kickoff return yards in 2012, is the only player in NFL history to post 900-plus yards in each category in the same season.

2018 SEASON: Has played in four games with three starts and has posted 21 receptions for 234 yards (11.1 avg.) and a TD...Has also returned seven punts for 46 yards (6.6 avg.).

►**Vs. Chicago (Sept. 9):** Started and played 52 snaps, leading the team with a career-high 142 receiving yards on nine catches (15.8 avg.), highlighted by a game-winning 75-yard TD grab with 2:13 remaining, the longest reception of his career...His receiving-yardage total was the most by a Packer in a season opener since WR James Lofton's 154-yard effort at Houston on Sept. 4, 1983...It marked his ninth career game with nine-plus receptions...On third-and-10 from the Green Bay 25, came out of the slot to catch a pass from QB Aaron Rodgers near the Green Bay 40 before taking it down the middle of the field and weaving to elude tackle attempts from LB Leonard Floyd and DB Adrian Amos Jr. for the 75-yard score...Finished with a career-high 110 yards on four receptions (27.5 avg.) on third down, the most by a Packer since WR Antonio Freeman posted 124 yards on five third-down receptions (24.8 avg.) vs. Tampa Bay on Oct. 10, 1999.

►**Vs. Minnesota (Sept. 16):** Started and appeared on 71 of 77 snaps, posting four receptions for 30 yards (7.5 avg.).

►**At Washington (Sept. 23):** Started and played 65 of 69 snaps, finishing with four receptions for 22 yards (5.5 avg.)...Also returned four punts for 29 yards (7.3 avg.).

►**Vs. Buffalo (Sept. 30):** Inactive (hamstring).

►**At Detroit (Oct. 7):** Inactive (hamstring).

►**Vs. San Francisco (Oct. 15):** Inactive (hamstring).

►**At L.A. Rams (Oct. 28):** Returned to action after missing three games, appearing on 24 snaps and posting four receptions for 40 yards (10.0 avg.)...Made an 18-yard reception over the middle midway through the second quarter with CB Troy Hill in tight coverage.

54 James Crawford, LB, Rookie, Illinois

- Signed with the Packers as undrafted free agent on Aug. 8.

- Played in 36 games during four seasons at Illinois, recording 80 tackles (39 solo), 10.5 tackles for a loss, four sacks, four forced fumbles, three fumble recoveries and six passes defensed.

- He served as a team captain as a senior and was named All-Big Ten honorable mention by the league's coaches.

2018 SEASON: Has appeared in all seven games, seeing time primarily on special teams...Has posted an assisted tackle on defense and leads the team with five tackles on special teams...Also has a fumble recovery on special teams.

►**Vs. Chicago (Sept. 9):** Appeared on 15 plays on special teams in his NFL debut.

►**Vs. Minnesota (Sept. 16):** Played 19 snaps on special teams.

►**At Washington (Sept. 23):** Appeared on 17 plays on special teams.

►**Vs. Buffalo (Sept. 30):** Played 14 snaps on special teams and one on defense...Registered a tackle on special teams and an assisted tackle on defense.

►**At Detroit (Oct. 7):** Played 16 snaps on defense and posted a tackle on special teams.

►**Vs. San Francisco (Oct. 15):** Appeared on 17 plays on special teams and posted his first career fumble recovery when he recovered a fumble by DB D.J. Reed Jr. at the San Francisco 34 on a first-quarter kick-off return that was forced by S Raven Greene...Added a tackle.

►**At L.A. Rams (Oct. 28):** Played 26 snaps on special teams and posted a career-best two tackles.

2 Mason Crosby, K, 12th Year, Colorado

- With 1,410 career points, ranks No. 1 on the all-time franchise scoring list, having surpassed K Ryan Longwell (1,054) in 2015 in Week 2. Ranks

No. 7 among active players in career scoring.

- Is the all-time franchise leader in field goals (294), 50-yard field goals (33) and extra points (528).

- Has kicked the seven longest field goals in franchise history (58-yarder in 2011, two 57-yarders in 2013, 56-yarders in 2010, 2011 and 2015, 55-yarder in 2014).

- Has not missed a game in his career, playing in 183 straight contests in the regular season, the third-longest streak in franchise history (QB Brett Favre, 255; T Forrest Gregg, 187).

- Registered a franchise-record 10 straight 100-point seasons (2007-16), one of only three players in NFL history to register 100-plus points in 10-plus consecutive seasons (Jason Elam, 16, 1993-2008; Adam Vinatieri, 13, 1996-2008).

- Set a franchise record with 23 consecutive field goals made (2010-11), topping Chris Jacke's mark of 17 straight in 1993.

2018 SEASON: Has connected on 17 of 22 field goals and 14 of 16 extra points, ranking No. 7 in the league in scoring with 65 points...Has posted 23 touchbacks on 40 kickoffs (59.0 pct.) and a tackle on special teams.

►**Vs. Chicago (Sept. 9):** Connected on his lone FG attempt of the evening, a 42-yarder late in the third quarter, and all three extra points, including the game winner with 2:13 remaining following WR Randall Cobb's 75-yard TD catch...Recorded four touchbacks on five kickoffs.

►**Vs. Minnesota (Sept. 16):** Matched his career high and tied the single-game franchise record with five field goals (37, 40, 31, 48, 36)... Finished with a career-high 17 points, the most by a Packers kicker since Ryan Longwell recorded 17 at Arizona on Sept. 24, 2000...Recorded six touchbacks on kickoffs, tied for the second-best single-game total of his career.

►**At Washington (Sept. 23):** Connected on his long FG attempt of the afternoon, a 41-yarder early in the second quarter, and both extra points... Posted two touchbacks on four kickoffs.

►**Vs. Buffalo (Sept. 30):** Became just the second player in franchise history (Longwell, at Atlanta, Nov. 13, 2005) to connect on two field goals of 50-plus yards in a regular-season game (two 52-yarders)...Became the first player to accomplish the feat at Lambeau Field...Made the first 52-yarder as time expired in the first half and added the second one with just under two minutes remaining in the game...Added a 39-yard FG and three touchbacks on five kickoffs.

►**At Detroit (Oct. 7):** Made 1 of 5 field goals, connecting on a 41-yarder late in the game...Posted three touchbacks on four kickoffs.

►**Vs. San Francisco (Oct. 15):** Connected on all seven of his kicks on the evening (four FGs, three extra points), highlighted by his game-winning 29-yard FG as time expired to give the Packers the 33-30 win... It marked his third straight season with a game-winning FG (at Chicago in 2016, vs. Cincinnati in 2017)...Also made a 51-yard FG early in the third quarter, the 32nd FG in his career from 50-plus yards...Added a tackle on special teams...Was named NFC Special Teams Player of the Week for his performance, further extending his team mark by winning the award for the seventh time in his career.

►**At L.A. Rams (Oct. 28):** Made both of his FG attempts on the afternoon (41, 53), giving him four FGs of 50-plus yards in the last four games...Registered three touchbacks on seven kickoffs.

76 Mike Daniels, DL, 7th Year, Iowa

- Was selected to his first career Pro Bowl in 2017, having initially been named a first alternate before being selected as an injury replacement for Rams DT Aaron Donald.

- In 2017, started all 14 games he appeared in and registered a career-high 72 tackles (42 solo), 11 tackles for a loss (tied for No. 2 on the team), five sacks (No. 3 on the team), a forced fumble, 14 QB hits (No. 3 on the team) and seven QB pressures.

- Named an alternate for the Pro Bowl in 2016 after starting all 16 games and registering 44 tackles (29 solo), four sacks, a fumble recovery, 14 QB hits (No. 3 on the team), 14 pressures (tied for No. 2 on the team) and nine tackles for a loss (tied for No. 2 on the team).

- Led the defensive line with 16 starts, 66 tackles (40 solo) and four sacks in 2015. Ranked No. 3 on the team in QB hits (12) and No. 2 in pressures (22), and was named an alternate for the Pro Bowl for the first time in his career.

2018 SEASON: Has played in all seven games with six starts and has registered 19 tackles (12 solo), a sack, three tackles for a loss, four QB hits (No. 2 on the team) and 11 QB pressures (tied for the team lead).

►**Vs. Chicago (Sept. 9):** Appeared on 33 plays and registered four tackles (three solo) and a sack...Midway through the fourth quarter, chased down QB Mitchell Trubisky as he scrambled to his left for a zero-yard sack at the Chicago 32.

►**Vs. Minnesota (Sept. 16):** Started and played 45 snaps, finishing with three tackles (one solo) as the defense limited the Vikings to 68 rushing yards on 18 carries (3.8 avg.).

►**At Washington (Sept. 23):** Started and played 49 of 61 snaps, finishing with a solo tackle and a QB hit.

►**Vs. Buffalo (Sept. 30):** Started and played 35 snaps, recording a solo tackle and a QB hit...On a third-and-15 in the second quarter, drove back T Dion Dawkins to hit QB Josh Allen's arm as his pass intended for WR Kelvin Benjamin fell short...Helped the defense allow just 58 rushing yards on 16 carries (3.6 avg.).

►**At Detroit (Oct. 7):** Started and appeared on 49 of 62 plays, posting three tackles (two solo), two tackles for a loss, a team-high four QB pressures and a QB hit.

►**Vs. San Francisco (Oct. 15):** Started and played 39 snaps, finishing with two tackles (both solo).

►**At L.A. Rams (Oct. 28):** Started and appeared on 49 plays, posting five tackles (two solo) and a team-high five QB pressures.

11 Trevor Davis, WR, 3rd Year, California

- Posted a 12.2-yard average on punt returns from 2016-17, good for No. 2 in the NFL (min. 30 att.) behind only Chiefs WR Tyreek Hill (12.4).

- Joined Hill as the only players in the league to have a punt return of 55-plus yards in both of the last two seasons (2016-17).

- Played in all 16 games in 2017, ranking No. 3 in the NFL in punt-return average (12.0 avg.) and No. 8 in the NFL in kickoff-return average (22.8 avg.).

- Among players with 20-plus punt returns in a season, his 12.0-yard average on punt returns last season ranks No. 6 in franchise history.

- Ranked No. 4 in the NFL in total yards on kick returns in 2017 with 996, the most by a Packer since WR Randall Cobb posted 1,256 yards in 2012.

2018 SEASON: Was placed on injured reserve (hamstring) on Sept. 11 after being inactive in Week 1.

►**Vs. Chicago (Sept. 9):** Inactive (hamstring).

51 Kyler Fackrell, LB, 3rd Year, Utah State

- Played in all 16 games with two starts in 2017, seeing time on defense and special teams. Posted 34 tackles (23 solo), six tackles for a loss, three sacks, a fumble recovery, nine QB hits and 20 QB pressures (tied for No. 2 on the team). Added three tackles on special teams.

- Appeared in 13 games as a rookie, seeing time on defense and special teams. Was tied for No. 2 on the team with nine tackles on special teams.

- Recorded nine tackles (all solo), two sacks, a forced fumble, six QB pressures, a QB hit and a pass defended in the 2016 regular season.

2018 SEASON: Has played in all seven games and has posted 19 tackles (13 solo) and four sacks (tied for the team lead)...Has added a tackle on special teams.

►**Vs. Chicago (Sept. 9):** Appeared on four plays on defense and 22 on special teams...Registered an assisted tackle on defense and a tackle on special teams.

►**Vs. Minnesota (Sept. 16):** Played 13 snaps on defense and 28 on special teams, finishing with a solo tackle on defense.

►**At Washington (Sept. 23):** Appeared on 23 snaps on defense and 15 on special teams...Recorded two tackles (one solo) on defense.

►**Vs. Buffalo (Sept. 30):** Played 26 snaps on defense and registered a career-high three sacks, with all three coming in the fourth quarter...

Became the first Packer to register three sacks in the fourth quarter since Kabeer Gbaja-Biamila had three at Chicago on Jan. 2, 2005...His first sack came early in the fourth quarter when he was credited with a 10-yard sack as QB Josh Allen fell down...Posted two sacks on the final three plays of the game, beating T Jordan Mills to bring down Allen for a 6-yard loss and then beating Vladimir Ducasse to get to Allen for an 8-yard sack...Finished the game with a season-high five tackles (four solo).

►**At Detroit (Oct. 7):** Played 25 snaps on defense and 16 on special teams...Recorded three tackles (two solo) on defense.

►**Vs. San Francisco (Oct. 15):** Appeared on 29 plays on defense, matching his season high with five tackles (four solo)...Midway through the fourth quarter, brought down FB Kyle Juszczyk for no gain after he made a short reception at the San Francisco 4...Late in the quarter, tackled QB C.J. Beathard for just a 1-yard gain on a scramble on second down...Also played 19 snaps on special teams.

►**At L.A. Rams (Oct. 28):** Played 28 snaps on defense and a team-high 29 on special teams...Registered two tackles (one solo) and a sack...Late in the third quarter, blew by T Andrew Whitworth to wrap up QB Jared Goff for a 4-yard sack.

93 Reggie Gilbert, LB, 1st Year, Arizona

- Originally signed by Green Bay as an undrafted free agent on May 6, 2016. Was on the Packers' practice squad for his entire rookie season in 2016 and the first 15 weeks of the 2017 season before being elevated to the active roster on Dec. 2.

- Played in two games last season and registered three tackles (two solo), a sack, five quarterback pressures and three QB hits...Was tied with LB Kyler Fackrell for the most QB pressures on the team (five) over the final two games.

- Started 47 of 57 games played at Arizona, compiling 143 tackles (89 solo), 27 tackles for a loss, 14 sacks, three forced fumbles and two fumble recoveries.

2018 SEASON: Has played in all seven games and has recorded 26 tackles (20 solo), five tackles for a loss (No. 3 on the team), 1.5 sacks, three QB hits and nine QB pressures (No. 3 on the team)...Has added two tackles on special teams.

►**Vs. Chicago (Sept. 9):** Played 37 snaps on defense and led the team with four QB pressures...Added two solo tackles.

►**Vs. Minnesota (Sept. 16):** Appeared on 34 plays on defense and registered a half-sack, two QB hits and a QB pressure...On a third-and-10 midway through the first quarter, shed a block from G Mike Remmers for a shared 6-yard sack of QB Kirk Cousins with CB Jaire Alexander to force a punt.

►**At Washington (Sept. 23):** Played 24 snaps on defense and recorded three tackles (two solo).

►**Vs. Buffalo (Sept. 30):** Appeared on 25 plays on defense and registered four tackles (three solo), a sack and two QB pressures...Late in the third quarter, came off the left side and beat T Jordan Mills to get to QB Josh Allen for a 7-yard sack on third down...Added a tackle on special teams.

►**At Detroit (Oct. 7):** Played 31 snaps on defense and registered four tackles (three solo), a tackle for a loss and a QB pressure...Also appeared on 11 plays on special teams.

►**Vs. San Francisco (Oct. 15):** Appeared on 23 plays on defense and posted a career-high six tackles (four solo)...Also played 16 snaps on special teams.

►**At L.A. Rams (Oct. 28):** Played 34 snaps on defense and 14 on special teams...Matched his career high with six tackles (all solo), including three tackles for a loss...Added a QB pressure and a QB hit...Stopped RB Todd Gurley for a 1-yard loss on a run early in the first quarter...Tackled QB Jared Goff for a 4-yard loss on a scramble in the fourth quarter and brought down WR Josh Reynolds for a 2-yard loss on a run late in the fourth quarter...Added a tackle on special teams.

80 Jimmy Graham, TE, 9th Year, Miami

- Is the only tight end in league history to have two seasons with 1,200-plus receiving yards and 10-plus receiving touchdowns (2011, 2013) and is the only TE to register four consecutive seasons with 85-plus catches (2011-14).

- Ranks No. 4 in NFL history among tight ends with 70 career TD catches and ranks No. 3 in the league in TD receptions among all players since entering the NFL in 2010.

- Has been selected to five career Pro Bowls (2011, 2013-14, 2016-17) and earned first-team All-Pro honors from *The Associated Press* in 2013.

- Has posted four seasons with 10-plus TD catches, tied for No. 2 in league annals among TEs behind only Patriots TE Rob Gronkowski (five).

2018 SEASON: Has played in all seven games with six starts and ranks No. 2 on the team with 28 receptions for 370 yards (13.2 avg.) and a TD... Among TEs, ranks No. 11 in the league in receptions, No. 8 in receiving yards and No. 7 in yards per catch.

► **Vs. Chicago (Sept. 9):** Started and played 59 of 60 snaps in his Green Bay debut, posting two receptions for 8 yards (4.0 avg.).

► **Vs. Minnesota (Sept. 16):** Started and played 58 snaps, leading the team with 95 receiving yards on six receptions (15.8 avg.)...It marked his best single-game receiving-yardage total since Nov. 7, 2016, when he was with Seattle (103 yards on eight catches vs. Buffalo)...Early in the third quarter on a third-and-3, hauled in a pass from QB Aaron Rodgers on a wheel route for a 34-yard gain down the left sideline to the Minnesota 48... Added a 27-yard grab late in regulation, finding an opening on the sideline to catch a pass from a scrambling Rodgers at the Minnesota 37.

► **At Washington (Sept. 23):** Started and appeared on 64 of 69 snaps, finishing with five receptions for 45 yards (9.0 avg.), with two of the catches picking up first downs...Caught a 13-yard pass from Rodgers on Green Bay's opening drive of the second half to convert a third-and-10 that set up Rodgers' 2-yard TD pass to WR Davante Adams on the next play.

► **Vs. Buffalo (Sept. 30):** Started and played 54 of 76 snaps, hauling in three passes for 21 yards (7.0 avg.) and a TD...Capped off the Packers' second drive with a 3-yard TD catch, his first in a Green Bay uniform, hauling in a pass from Rodgers in the flat and taking it in for the score...Made a 13-yard reception over the middle early in the fourth quarter to convert a third-and-6.

► **At Detroit (Oct. 7):** Started and played 66 of 81 snaps, matching his season high with six catches for 76 yards (12.7 avg.)...Of his six receptions, five went for first downs, a season high...Midway through the second quarter, made an out-and-up move and then made a leaping grab over DB Quandre Diggs for a 24-yard gain.

► **Vs. San Francisco (Oct. 15):** Played 56 of 71 snaps and posted a season-high 104 yards receiving on five catches (20.8 avg.), his first 100-yard receiving game since Nov. 7, 2016, vs. Buffalo when he was with the Seahawks...Posted a 54-yard reception late in the first quarter, the third-longest catch of his career and his longest since a 56-yard TD grab with the New Orleans Saints at Tampa Bay on Sept. 15, 2013...Found an opening down the middle of the field on the play-action pass, hauling in the throw from Rodgers near midfield before taking it down the left sideline to the San Francisco 12 to set up Rodgers' TD pass to WR Davante Adams two plays later...Early in the fourth quarter, posted a 21-yard reception on third-and-4, hauling in a short pass from Rodgers before taking it out to the San Francisco 48.

► **At L.A. Rams (Oct. 28):** Started and played 46 of 52 snaps, making a leaping 21-yard grab over the middle on Green Bay's second drive down to the Rams' 1 that set up RB Jamaal Williams' 1-yard TD run two plays later...Ran down the seam and got behind LB Cory Littleton to make the catch.

36 Raven Greene, S, Rookie, James Madison

- Started 39 of 58 games played in five years for the Dukes, amassing 292 tackles (161 solo) and five tackles for a loss. Posted 34 passes defended as well as 14 interceptions for 258 return yards, both school record.

- Was a first-team All-Colonial Athletic Association honoree as a fifth-year

senior in 2017 after posting 82 tackles (44 solo), five interceptions, 12 passes defended, a forced fumble and a fumble recovery.

2018 SEASON: Has played in five games on special teams and has recorded four tackles (tied for No. 2 on the team) and a forced fumble... Was inactive for the other two contests.

► **Vs. Chicago (Sept. 9):** Inactive (healthy scratch).

► **Vs. Minnesota (Sept. 16):** Inactive (healthy scratch).

► **At Washington (Sept. 23):** Made his NFL debut, appearing on 13 plays on special teams.

► **Vs. Buffalo (Sept. 30):** Played 12 snaps on special teams.

► **At Detroit (Oct. 7):** Appeared on a team-high 22 plays on special teams and registered a tackle.

► **Vs. San Francisco (Oct. 15):** Played 13 snaps on special teams, recording a tackle and his first career forced fumble when he forced one by DB D.J. Reed Jr. on a first-quarter kickoff return that was recovered by LB James Crawford at the San Francisco 34.

► **At L.A. Rams (Oct. 28):** Appeared on 19 plays on special teams and registered a career-high two tackles.

31 Davon House, CB, 8th Year, New Mexico State

- Rejoined the Packers in 2017 and started all 12 games he appeared in, recording 49 tackles (42 solo), three tackles for a loss, a sack, an interception and nine passes defended (No. 4 on the team).

- Appeared in 16 games with four starts in 2016 for Jacksonville and finished with 16 tackles (13 solo).

- Started a career-best 15 of 16 games played for the Jaguars in 2015, setting career highs in tackles (60), solo tackles (49), passes defended (23) and interceptions (four). His 23 passes defended set a franchise single-season record.

2018 SEASON: Played in three games, seeing time on defense and special teams...Was placed on injured reserve (shoulder) on Sept. 26.

► **Vs. Chicago (Sept. 9):** Appeared on 15 plays on special teams.

► **Vs. Minnesota (Sept. 16):** Played 24 snaps on defense, seeing increased time after CB Kevin King (groin) left the game.

► **At Washington (Sept. 23):** Appeared on six plays on defense and 13 on special teams.

37 Josh Jackson, CB, Rookie, Iowa

- Played in 39 games with 14 starts in three seasons at Iowa, registering 66 tackles (52 solo), 32 passes defended, eight interceptions, a forced fumble and 168 interception return yards with two touchdowns.

- Named a permanent team captain on defense in 2017 and was a consensus first-team All-American as well as first-team All-Big Ten by league's coaches and media.

- Set career highs as a junior in '17 in games started (13), tackles (48), solo tackles (34), passes defended (26, No. 1 in the nation), interception return yards (168, No. 2 in the nation) and forced fumbles (one), while his career-best eight interceptions led the nation and tied the single-season school record.

2018 SEASON: Has played in all seven games with three starts and has posted 23 tackles (13 solo), a tackle for a loss, a QB pressure, a team-high five passes defended and a recovery of a blocked punt for a TD...Has added two tackles on special teams.

► **Vs. Chicago (Sept. 9):** Started as the third CB in his NFL debut, becoming the first Green Bay rookie cornerback to start in Week 1 since Sam Shields in 2010...Registered three tackles (all solo) and a pass defended...Late in the third quarter, came up to stop RB Tarik Cohen for a 1-yard loss on a screen pass.

► **Vs. Minnesota (Sept. 16):** Appeared on 34 plays on defense and 16 on special teams, finishing with three tackles (two solo)...Midway through the first quarter, recovered a Matt Wile punt that had been blocked by WR Geronimo Allison, catching the ball in the front of the end zone for the score...Became the first Packer to score on a blocked punt since LB Dezman Moses vs. Jacksonville on Oct. 28, 2012...Also registered a tackle on special teams.

► **At Washington (Sept. 23):** Played 37 snaps on defense and 11 on special teams...Posted four tackles (one solo) and a QB pressure.

► **Vs. Buffalo (Sept. 30):** Started as the third CB and played 49 of 58 snaps, recording a career-best seven tackles (four solo) and a career-high two passes defended...Late in the first half, broke up a QB Josh Allen pass intended for WR Kelvin Benjamin near the sideline...Early in the fourth quarter, broke up a deep pass over the middle intended for WR Zay Jones on third down.

► **At Detroit (Oct. 7):** Started as the third CB and played 47 of 62 snaps, posting five tackles (two solo) and a team-high two passes defended...On the first play from scrimmage, broke up a short pass from QB Matthew Stafford intended for WR Marvin Jones.

► **Vs. San Francisco (Oct. 15):** Played 21 snaps on defense and recorded a solo tackle...Also appeared on 13 plays on special teams.

► **At L.A. Rams (Oct. 28):** Appeared on three plays on defense and 18 on special teams...Recorded a special teams tackle.

33 Aaron Jones, RB, 2nd Year, Texas-EI Paso

• Rushed for 448 yards and four TDs on 81 carries as a rookie in 2017, a 5.53-yard rushing average that ranks No. 6 in franchise single-season history (min. 75 att.).

• Among running backs with 75-plus rushing attempts, ranked No. 2 in the NFL last season in rushing average behind only Saints RB Alvin Kamara (6.07 avg.).

• Registered two 125-yard rushing games in 2017, tied for the most in franchise history by a Green Bay rookie (John Brockington, 1971; Eddie Lacy, 2013).

2018 SEASON: Has played in five games with two starts and has rushed for 274 yards and two TDs on 44 carries (6.2 avg.) with six catches for 41 yards (6.8 avg.)...Leads the league in yards per carry (6.23) and percentage of carries (36.4 percent, 16 of 44) picking up first downs...Has posted a team-best 10 runs of 10-plus yards...Was on the reserve/suspended list for the first two games of the season.

► **At Washington (Sept. 23):** Made his season debut, appearing on 17 plays and posting 42 rushing yards on just six carries (7.0 avg.)...Three of the carries picked up first downs, including a 17-yard carry up the middle in the third quarter.

► **Vs. Buffalo (Sept. 30):** Led the team with 65 rushing yards and a TD on 11 carries (5.9 avg.)...Posted a 30-yard run down the left sideline late in the first quarter, the second-longest carry of his career behind only his 46-yard TD run vs. New Orleans on Oct. 22, 2017...Later on the drive, picked up 17 yards on a screen pass and then capped it off with a 3-yard TD run two plays later...Finished with a season-high four rushing first downs.

► **At Detroit (Oct. 7):** Paced the offense with 40 yards rushing on seven carries (5.7 avg.) with two receptions for 19 yards (9.5 avg.).

► **Vs. San Francisco (Oct. 15):** Started for the first time on the season, pacing the team with 41 yards rushing on eight carries (5.1 avg.)...On Green Bay's second play from scrimmage, picked up 16 yards down to the San Francisco 1 on a run off the right end, a play that was initially ruled a TD before it was ruled that he didn't break the plane.

► **At L.A. Rams (Oct. 28):** Started for the second straight game, pacing the team with a season-high 86 rushing yards and a TD on just 12 carries (7.2 avg.)...Late in the third quarter, scored a 33-yard TD on a draw, the second-longest rushing TD of his NFL career behind only his 46-yarder vs. New Orleans in 2017...Got to the second level and then made S John Johnson III miss on his way to the end zone...Had a season-high three carries for 10-plus yards and matched his season high with four rushing first downs.

27 Josh Jones, S, 2nd Year, North Carolina State

• One of three Green Bay rookies to play in all 16 games in 2017 (RB Jamaal Williams and P Justin Vogel), and ranked No. 4 on the team with 64 solo tackles. His six special teams tackles tied for No. 2 on the Packers.

• Started seven contests and posted 71 tackles, five tackles for a loss, two

sacks, three QB pressures, two QB hits, an interception and seven passes defended as a rookie.

• In his first career start (Week 3 vs. Cincinnati), posted a career-high 11 tackles (10 solo) and became the first rookie defensive back in team history (since 1982) to record two sacks in a game.

2018 SEASON: Has played in four games, seeing time primarily on special teams...Is tied for second on the team with four tackles on special teams...Was inactive for the first three games due to injury.

► **Vs. Chicago (Sept. 9):** Inactive (ankle).

► **Vs. Minnesota (Sept. 16):** Inactive (ankle).

► **At Washington (Sept. 23):** Inactive (ankle).

► **Vs. Buffalo (Sept. 30):** Appeared on 15 plays on special teams in his season debut and registered a tackle.

► **At Detroit (Oct. 7):** Played 17 snaps on special teams and four on defense.

► **Vs. San Francisco (Oct. 15):** Appeared on 14 plays on special teams.

► **At L.A. Rams (Oct. 28):** Played 24 snaps on special teams and led the team with a career-high three tackles...In the second quarter, tackled WR JoJo Natson for no gain on JK Scott's 55-yard punt.

84 Lance Kendricks, TE, 8th Year, Wisconsin

• Has appeared in 116 games since 2011, the most in the league among active tight ends over that span.

• Played in all 16 games with nine starts in his first season with the Packers in 2017, the fourth time in his seven NFL seasons that he appeared in every game (played in 15 games in the other three).

• Started a career-high 16 games for the Los Angeles Rams in 2016 and posted a career-best 50 receptions for 499 yards (10.0 avg.) and two TDs, becoming just the fifth tight end in franchise history to register 50-plus catches in a season.

• Posted 17 TD catches during his six seasons with the Rams, the second most by a TE in franchise history behind only Damone Johnson (18, 1986-92).

2018 SEASON: Has appeared in all seven games and has posted seven receptions for 67 yards (9.6 avg.) and a TD.

► **Vs. Chicago (Sept. 9):** Appeared on 19 plays and posted a 13-yard reception.

► **Vs. Minnesota (Sept. 16):** Played 27 snaps and caught one pass for 4 yards.

► **At Washington (Sept. 23):** Appeared on 10 plays on offense and three on special teams.

► **Vs. Buffalo (Sept. 30):** Played a season-high 35 snaps on offense, posting a 5-yard reception to convert a third-and-1 in the fourth quarter...Recovered a RB Ty Montgomery fumble late in the fourth quarter to retain possession for the Packers...Helped the offense rack up a season-high 141 rushing yards on 32 carries (4.4 avg.)...On RB Aaron Jones' 30-yard, came from the backfield to block LB Ramon Humber and clear a big hole for Jones.

► **At Detroit (Oct. 7):** Played 18 snaps, finishing with two receptions for 8 yards (4.0 avg.) and a TD...Late in the third quarter, caught a 1-yard TD pass in the flat from QB Aaron Rodgers.

► **Vs. San Francisco (Oct. 15):** Appeared on 22 plays and caught two passes for 37 yards (18.5 avg.), highlighted by a 22-yard grab in the first quarter...Caught the pass from QB Aaron Rodgers in the flat before taking it down the sideline and spinning away from a host of defenders to pick up extra yardage down to the San Francisco 12.

► **At L.A. Rams (Oct. 28):** Played 17 snaps on offense and five on special teams.

20 Kevin King, CB, 2nd Year, Washington

• Appeared in nine games with five starts as a rookie in 2017, registering 31 tackles (23 solo), a tackle for a loss and eight passes defended (No. 5 on the team) before being placed on injured reserve (shoulder) on Dec. 6.

• Despite being limited to nine games due to injury, his five starts were the

third most among Packers rookies in 2017 (S Josh Jones and RB Jamaal Williams both had seven).

- Played in all 48 games with 35 starts in his four seasons at Washington and registered 165 tackles (107 solo), 8½ tackles for a loss, six interceptions, 28 passes defended, two forced fumbles and two fumble recoveries.

2018 SEASON: Has started all five games he has appeared in and has recorded 20 tackles (15 solo), a tackle for a loss, an interception, a fumble recovery and a pass defended...Has added a tackle on special teams...Was inactive for two contests due to injury.

►**Vs. Chicago (Sept. 9):** Started and was one of five Green Bay defenders to appear on all 70 snaps, finishing with three tackles (all solo)...Late in the first half, came up to stop WR Taylor Gabriel for a 2-yard loss on a swing pass from QB Mitchell Trubisky.

►**Vs. Minnesota (Sept. 16):** Started and played 26 snaps before departing the game late in the first half due to a groin injury...Posted three tackles (one solo).

►**At Washington (Sept. 23):** Inactive (groin).

►**Vs. Buffalo (Sept. 30):** Inactive (groin).

►**At Detroit (Oct. 7):** Started and played 51 of 62 snaps, departing the game late in the fourth quarter (chin)...Led the team with a career-high eight tackles (six solo) and added a pass defended.

►**Vs. San Francisco (Oct. 15):** Started and played all 57 snaps, finishing with three tackles (all solo), a fumble recovery and an interception... Posted his first career fumble recovery, scooping up a FB Kyle Juszczyk at the San Francisco 44 that was forced by S Ha Ha Clinton-Dix...With just over a minute remaining and the game tied at 30, ran stride for stride with WR Marquise Goodwin down the middle of the field and intercepted QB C.J. Beathard's third-down pass at the Green Bay 10...Also registered a tackle on special teams.

►**At L.A. Rams (Oct. 28):** Started and played 76 of 78 snaps, recording three tackles (two solo) and a pass defended...On the opening drive of the second half, ran stride for stride with WR Brandin Cooks to make a leaping breakup of QB Jared Goff's deep pass near the right sideline to force a Rams punt.

9 DeShone Kizer, QB, 2nd Year, Notre Dame

- Started 15 games for the Cleveland Browns as a rookie in 2017, completing 255 of 476 passes (53.6 percent) for 2,894 yards and 11 TDs.

- Became the third-youngest NFL quarterback to start in Week 1 since 1963.

- Rushed for 419 yards and five TDs on 77 attempts (5.4 avg.) last season, becoming just the fourth rookie QB in NFL history to register 400-plus rushing yards and five-plus rushing TDs (Vince Young, Cam Newton, Robert Griffin III).

- Was tied for No. 3 in the league among all QBs with the five rushing TDs, which was the most by a Browns QB since Mike Phipps had five in 1972. His 419 rushing yards set a single-season team record among QBs.

- Tied a Browns single-game rookie record with three TD passes vs. Green Bay last season in Week 14 and threw for 314 yards in Week 17 at Pittsburgh, the fifth most in a game by a Cleveland rookie.

2018 SEASON: Has played in one game, completing 4 of 7 passes for 55 yards with an INT for a 42.9 passer rating...Dressed, but did not play, in the other six contests.

►**Vs. Chicago (Sept. 9):** Took over for injured QB Aaron Rodgers for the final three drives of the first half, completing 4 of 7 passes for 55 yards with an INT for a 42.9 passer rating...Connected with WR Randall Cobb on a 29-yard completion to the Chicago 21 in the second quarter on third down.

►**Vs. Minnesota (Sept. 16) – At L.A. Rams (Oct. 28):** Dressed, but did not see any action as the backup QB.

95 Tyler Lancaster, DL, Rookie, Northwestern

- Signed with the Packers as an undrafted free agent on May 4.

- Played in 40 games over four seasons at Northwestern, starting the final 39 contests for the Wildcats. Racked up 101 tackles (46 solo), 18.5 tackles

for a loss, 3.5 sacks, three passes defended and two forced fumbles.

- Started all 13 games at DT as a senior, earning honorable mention All-Big Ten recognition as he helped the Wildcats rank No. 9 in the NCAA in run defense.

2018 SEASON: Has played in three games, seeing limited action on defense and special teams...Has posted a QB hit...Was on Green Bay's practice squad before being signed to the active roster on Oct. 6.

►**At Detroit (Oct. 7):** Appeared on one play on special teams in his NFL debut.

►**Vs. San Francisco (Oct. 15):** Played three snaps on special teams.

►**At L.A. Rams (Oct. 28):** Appeared on eight plays on defense and one on special teams, recording a QB hit.

89 Mercedes Lewis, TE, 13th Year, UCLA

- Appeared in 170 games for the Jacksonville Jaguars during his 12 seasons with the team (2006-17), the third most in franchise history. Played in either 15 or 16 regular-season games in nine of his seasons in Jacksonville.

- Finished his career with the Jaguars ranked No. 3 in team history in receiving yards (4,502) and receptions (375) and No. 2 in receiving TDs (33), tops among tight ends in all three categories.

- Was named to the Pro Bowl in 2010, the first tight end in team history to be honored, after posting career highs in receptions (58), receiving yards (700) and receiving TDs (10).

- Ranked No. 1 among NFL tight ends with an average of 16.2 yards per catch in 2009, the top mark by an NFL tight end (min. 32 rec.) since Jaguars TE Ernest Wilford registered a 16.6-yard average in 2005.

- Helped block for the top four single-season rushing-yardage totals in franchise history (2006-07, 2010, 2017). In 2017, helped the Jaguars lead the league in rushing (141.4 ypg) for the first time in franchise history.

2018 SEASON: Has played in all seven games with two starts, seeing time on offense and special teams.

►**Vs. Chicago (Sept. 9):** Played seven snaps on offense and four on special teams in his Green Bay debut.

►**Vs. Minnesota (Sept. 16):** Appeared on 14 plays on offense and eight on special teams.

►**At Washington (Sept. 23):** Played seven snaps on offense and four on special teams.

►**Vs. Buffalo (Sept. 30):** Appeared on 17 plays on offense and five on special teams.

►**At Detroit (Oct. 7):** Played 12 snaps on offense and six on special teams.

►**Vs. San Francisco (Oct. 15):** Made his first start in a Green Bay uniform, appearing on 22 snaps.

►**At L.A. Rams (Oct. 28):** Started as the Packers opened up with two tight ends...Appeared on 12 plays on offense and five on special teams.

70 Alex Light, T/G, Rookie, Richmond

- Started 38 of 44 games played in four seasons for the Spiders, earning first-team All Colonial Athletic Association honors as a senior in 2017.

- Started all 11 games in 2017, seeing time at both tackle and guard, and blocked for an offense that gained 4,980 yards and protected QB Kyle Lauletta, the CAA Offensive Player of the Year and a fourth-round pick of the N.Y. Giants in 2018.

2018 SEASON: Has been inactive for all seven games (healthy scratch).

63 Corey Linsley, C, 5th Year, Ohio State

- Has started at center in all 61 contests he has played in during his first four-plus seasons in the NFL.

- Was the only player on offense to play every snap for the Packers in 2017, the second time in his career that he had accomplished that feat (also 2014).

- Started every game in 2014, becoming the first rookie center to open every game for the Packers since the league went to a 16-game schedule in 1978.

• Was named to the PFWA's All-Rookie team in '14, the first Green Bay center to be honored since its inception in 1974.

2018 SEASON: Has started all seven games at C and has played every offensive snap...Has helped the Packers rank No. 5 in the NFL in total offense (412.1 ypg) and yards per carry (4.82).

►**Vs. Chicago (Sept. 9):** Started at C and played all 60 snaps, helping to protect QB Aaron Rodgers as he connected on 20 of 30 passes (66.7 percent) for 286 yards and three TDs with no INTs for a 130.7 passer rating...Part of a line that did not allow a sack in the second half.

►**Vs. Minnesota (Sept. 16):** Started at C and appeared on all 77 snaps, blocking for Rodgers as he completed 30 of 42 passes (71.4 percent) for 281 yards and a TD with no INTs for a 97.4 rating.

►**At Washington (Sept. 23):** Started at C and played all 69 snaps, helping the Packers rush for 100 yards on just 17 carries (5.9 avg.), the fewest attempts by Green Bay in a 100-yard rushing game since Oct. 18, 2015, vs. San Diego (17-133)...Blocked for Rodgers as he posted his third straight game without an INT (27 of 44, 265 yards, two TDs, 93.5 rating).

►**Vs. Buffalo (Sept. 30):** Started at C and played all 76 snaps, helping the offense register a season-high 423 yards of offense, including a season-best 141 yards on 32 carries (4.4 avg.)...Helped the Packers convert 11 of 19 third downs (57.9 pct.), with the 11 conversions the most by the team since Oct. 27, 2013 (13 at Minnesota).

►**At Detroit (Oct. 7):** Started at C and played all 81 snaps, helping the offense rack up 521 yards of offense, the most by the Packers since Sept. 15, 2013, vs. Washington (580 yards)...Protected Rodgers as he threw for 442 yards, the third most in a game in franchise history, and three TDs on 32-of-52 passing.

►**Vs. San Francisco (Oct. 15):** Started at C and played all 71 snaps, blocking for Rodgers as he became the first QB in NFL history to record back-to-back 400-yard passing games with no INTs (425 yards and two TDs on 25-of-46 passing)...Helped the Packers rack up 521 yards of offense, just the second time in franchise history (also 1983) that the team registered back-to-back 500-yard games.

►**At L.A. Rams (Oct. 28):** Started at C and played all 52 snaps, helping to protect Rodgers as he connected on 18 of 30 passes for 286 yards and one TD with no INTs, his third straight game without an INT...Helped Green Bay rush for 106 yards and two TDs on 19 carries (5.6 avg.), highlighted by 86 yards and a TD on 12 carries (7.2 avg.) from RB Aaron Jones.

94 Dean Lowry, DL, 3rd Year, Northwestern

• Played in all 16 games with 11 starts in 2017 and registered 34 tackles (22 solo), two sacks, seven tackles for a loss, a fumble recovery for a touchdown, two passes defensed, eight quarterback hits and six QB pressures.

• Earned NFC Defensive Player of the Week (13) honors after recording four tackles (all solo), a sack, a QB pressure, a QB hit and a fumble recovery he returned 62 yards for a touchdown. Became just the seventh Green Bay player (since 1982) to register a sack and a defensive TD in the same game.

• Saw action in 15 games as a rookie and registered 14 tackles (eight solo), two sacks, three tackles for a loss, nine QB pressures and three QB hits. Also appeared in all three postseason contests and posted two tackles (one solo) and a QB pressure.

2018 SEASON: Has played in all seven games with two starts and has registered 20 tackles (10 solo), two tackles for a loss, a QB hit and eight QB pressures (tied for No. 2 on the team).

►**Vs. Chicago (Sept. 9):** Appeared on 15 plays on defense and posted a solo tackle, bringing down QB Mitchell Trubisky for a 3-yard loss on a fourth-quarter run.

►**Vs. Minnesota (Sept. 16):** Played 18 snaps on defense and 14 on special teams...Recorded two tackles (both solo), including a tackle for a loss.

►**At Washington (Sept. 23):** Appeared on 24 plays on defense and nine on special teams...Registered two tackles (one solo) on defense.

►**Vs. Buffalo (Sept. 30):** Made his first start of the season, opening at

DE and playing 36 snaps...Posted three tackles (one solo) and was tied for the team lead with three QB pressures...Helped the defense allow just 58 rushing yards on 16 carries (3.6 avg.).

►**At Detroit (Oct. 7):** Played 42 snaps on defense and 12 on special teams...Led the defensive line with a career-high six tackles (three solo) and added three QB pressures.

►**Vs. San Francisco (Oct. 15):** Started and played a season-high 49 snaps, finishing with two tackles (one solo).

►**At L.A. Rams (Oct. 28):** Appeared on 38 plays on defense and eight on special teams...Posted four tackles (one solo) and QB hit.

50 Blake Martinez, LB, 3rd Year, Stanford

• Started all 16 games in 2017 and registered a team-high 158 tackles (107 solo), a team-best 12 tackles for a loss, a sack, a forced fumble, two fumble recoveries, an interception, four QB pressures, four QB hits and 11 passes defensed (No. 2 on the team). His tackle total ranks No. 8 in team history (since 1975) for a single season.

• Registered a double-digit tackle total in eight games in 2017.

• Played in 13 games with nine starts at ILB as a rookie in 2016 and ranked No. 5 on the team with 62 tackles (46 solo), a sack, four tackles for a loss, two QB hits, two QB pressures, an interception and five passes defensed.

• Part of a run defense that ranked No. 8 in the league in rushing yards allowed per game (94.7) and No. 7 in runs of 10-plus yards allowed (37) in 2016.

2018 SEASON: Has started all seven games at ILB and leads the team with 62 tackles (44 solo)...Is tied for the team lead with a career-high four sacks and ranks No. 2 on the team with eight tackles for a loss...Has added three passes defensed and four QB pressures...Is one of two Packers (S Ha Ha Clinton-Dix) to play every defensive snap this season.

►**Vs. Chicago (Sept. 9):** Was one of five Green Bay defenders to appear on all 70 snaps...Recorded five tackles (four solo), a pass defensed and a QB pressure...On third-and-goal from the 3 late in the first quarter, came up to bring down WR Taylor Gabriel for a 5-yard loss on a swing pass from QB Mitchell Trubisky, forcing the Bears to settle for a field goal.

►**Vs. Minnesota (Sept. 16):** Started and played all 73 snaps, one of four players on Green Bay's defense to do so...Registered eight tackles (six solo) and a pass defensed...Midway through the second quarter on a third-and-10, broke up a pass over the middle intended for WR Stefon Diggs to force a Minnesota punt.

►**At Washington (Sept. 23):** Was one of three players on Green Bay's defense to play all 61 snaps, finishing with nine tackles (five solo), a team-high two QB pressures and a pass defensed...Late in the third quarter, perfectly timed his hit on RB Chris Thompson to break up a screen pass from QB Alex Smith.

►**Vs. Buffalo (Sept. 30):** Played all 58 snaps, one of four Green Bay defenders to do so, and posted a team-high 11 tackles (nine solo), a sack, two tackles for a loss and a QB pressure...Late in the first half, brought down RB Chris Ivory for a 2-yard loss on a run to the left...Early in the fourth quarter, came up the middle on a blitz and wrapped up QB Josh Allen for an 8-yard sack.

►**At Detroit (Oct. 7):** Started and played all 62 snaps, finishing with six tackles (four solo) and a career-high two sacks...Early in the second quarter, was credited with a sack after touching a sliding Matthew Stafford for a 4-yard loss...Late in the fourth quarter, brought down a scrambling Stafford for a 4-yard sack.

►**Vs. San Francisco (Oct. 15):** Started and played all 57 snaps, leading the team with 11 tackles (nine solo)...With just over four minutes remaining in the game, came up and drilled RB Raheem Mostert for a 1-yard loss on a run to the left.

►**At L.A. Rams (Oct. 28):** Started and played all 78 snaps, pacing the team with a season-high 12 tackles, including two tackles for a loss and a sack...On a third-and-10 on the Rams' second drive, came on a blitz up the middle, blowing by C John Sullivan on his way to QB Jared Goff for a 10-yard sack...Early in the second quarter, came up to tackle RB Todd Gurley for a 2-yard loss on a run to the right.

52 Clay Matthews, LB, 10th Year, Southern California

- Ranks No. 1 on the Packers' all-time list (since 1982) with 82.5 career sacks and is tied for No. 1 in franchise history (since 1982) with four 10-sack seasons (DEs Reggie White and Kabere Gbaja-Biamila).
- Earned six Pro Bowl selections in his first nine seasons, two more than any Packers linebacker and tied with White for the second-most selections by a defensive player in team history, trailing only S Willie Wood (eight).
- Has 11 sacks in 15 career playoff games, the most in franchise postseason history (since 1982) and tied for No. 5 in NFL playoff history.
- Joined Carolina Panthers DE Julius Peppers (84 and seven) as the only players in the NFL with 80-plus sacks (80) and five-plus interceptions (six) from 2009-17.
- Named first-team All-Pro by *The Associated Press* in 2010, the first Green Bay LB to earn that honor since Tim Harris in 1989. Finished second to Pittsburgh safety Troy Polamalu in the AP's Defensive Player of the Year voting in 2010.

2018 SEASON: Has started all seven games at OLB and has recorded 24 tackles (17 solo), 2.5 sacks, 11 QB pressures (tied for the team lead) and three QB hits.

► **Vs. Chicago (Sept. 9):** Started and appeared on 60 of 70 snaps, finishing with a solo tackle and three QB pressures.

► **Vs. Minnesota (Sept. 16):** Started and played 56 of 70 snaps, posting three tackles (two solo), two QB pressures and a QB hit.

► **At Washington (Sept. 23):** Started and played 39 snaps, recording two tackles (both solo) and a QB hit...On third down on Washington's second series, drilled QB Alex Smith to force an incomplete pass and a three-and-out.

► **Vs. Buffalo (Sept. 30):** Started and played 37 snaps, posting six tackles (three solo) and three QB pressures (tied for team lead)...Early in the second quarter, came free from the left side to bring down QB Josh Allen for a shared 9-yard sack with LB Nick Perry.

► **At Detroit (Oct. 7):** Started and played 44 snaps, recording an assisted tackle and two QB pressures.

► **Vs. San Francisco (Oct. 15):** Started and played 37 snaps, posting three tackles (two solo) and a sack...On a critical third down late in the game with the Packers trailing, 30-23, fought off a block from T Mike McGlinchey to get to QB C.J. Beathard for a 12-yard sack as the Packers forced a three-and-out.

► **At L.A. Rams (Oct. 28):** Started and played 53 snaps, finishing with a season-high eight tackles (seven solo), a sack, a QB pressure and a QB hit...With the Packers leading, 27-26, midway through the fourth quarter, brought down QB Jared Goff for a zero-yard sack on third down to force a punt.

64 Justin McCray, G, 2nd Year, Central Florida

- Played in 13 games with eight starts (five at RT, two at LG, one at RG) last season. Became the first Green Bay offensive lineman to start games at three different positions since Jason Spitz and Daryn Colledge in 2008.
- Helped the offense rank No. 3 in red-zone scoring (61.9 percent) and No. 5 in yards per carry (4.47 avg.) last season.
- Was in the starting lineup for three of Green Bay's top four rushing performances last season (181 vs. New Orleans, 160 at Dallas, 160 at Chicago).
- Was a four-year letterman at Central Florida, appearing in 45 games with 32 starts (23 at RG, nine at RT). Started all 27 games over his final two seasons.

2018 SEASON: Has played in four games with three starts at RG...Has been inactive for two contests and dressed, but did not play, in one game... Has helped the Packers rank No. 4 in the NFL in total offense (421.0 ypg) and No. 9 in yards per carry (4.71).

► **Vs. Chicago (Sept. 9):** Started at RG and played all 60 snaps, helping to protect QB Aaron Rodgers as he connected on 20 of 30 passes (66.7 percent) for 286 yards and three TDs with no INTs for a 130.7 passer rating...Part of a line that did not allow a sack in the second half.

► **Vs. Minnesota (Sept. 16):** Started at RG and appeared on all 77

snaps, blocking for Rodgers as he completed 30 of 42 passes (71.4 percent) for 281 yards and a TD with no INTs for a 97.4 rating.

► **At Washington (Sept. 23):** Started at RG and played 56 of 69 snaps before departing in the fourth quarter due to a shoulder injury...Helped the Packers rush for 100 yards on just 17 carries (5.9 avg.), the fewest attempts by Green Bay in a 100-yard rushing game since Oct. 18, 2015, vs. San Diego (17-133)...Blocked for Rodgers as he posted his third straight game without an INT (27 of 44, 265 yards, two TDs, 93.5 rating).

► **Vs. Buffalo (Sept. 30):** Inactive (shoulder).

► **At Detroit (Oct. 7):** Was active, but did not see any action as he continued to work his way back from a shoulder injury.

► **Vs. San Francisco (Oct. 15):** Appeared on three plays on special teams.

► **At L.A. Rams (Oct. 28):** Inactive.

88 Ty Montgomery, RB, 4th Year, Stanford

- Among running backs with 160-plus rushing attempts since 2016, ranks No. 5 in the league with an average of 4.80 yards per carry over that span.
- Made the transition from WR to RB in 2016, appearing in 15 games with six starts and leading the team with 457 rushing yards and three TDs on just 77 carries (5.9 avg.).

• Among NFL running backs with 75-plus carries, ranked No. 1 in the league in 2016 with an average of 5.94 yards per carry. That average also ranks No. 2 in franchise single-season history (min. 75 att.) behind only QB Tobin Rote's 6.88-yard average in 1951 (76-523).

• Was the only player in the NFL with 75-plus rushing attempts, 40-plus receptions and 15-plus kickoff returns in 2016, also becoming the first player in team history to eclipse each of those marks in a season.

2018 SEASON: Has appeared in all seven games and has 105 rushing yards on 26 carries (4.0 avg.) along with 15 receptions for 170 yards (11.3 avg.)...Among running backs with 10-plus catches, ranks No. 5 in the league in yards per reception...Has also returned 10 kickoffs for 210 yards (21.0 avg.).

► **Vs. Chicago (Sept. 9):** Played 23 snaps on offense, carrying the ball twice for 7 yards (3.5 avg.) and hauling in two passes for 21 yards (10.5 avg.)...Also returned two kickoffs for 47 yards (23.5 avg.).

► **Vs. Minnesota (Sept. 16):** Appeared on 26 plays on offense, rushing for 31 yards on five carries (6.2 avg.) with a 9-yard reception.

► **At Washington (Sept. 23):** Played 20 snaps on offense, carrying the ball four times for 16 yards (4.0 avg.) with a season-high six catches for 49 yards (8.2 avg.)...Also had one kickoff return for 25 yards.

► **Vs. Buffalo (Sept. 30):** Appeared on 20 plays on offense, posting 18 yards on five carries (3.6 avg.) and 56 yards on two receptions (28.0 avg.)...Had a career-long 43-yard reception in the first quarter, surpassing his previous long of 31 yards vs. St. Louis on Oct. 11, 2015...Came out of the backfield on a wheel route and found an opening down the left sideline for the 43-yard gain down to the Buffalo 7 to set up TE Jimmy Graham's 3-yard TD catch three plays later.

► **At Detroit (Oct. 7):** Played 29 snaps on offense, rushing for 15 yards on four carries (3.8 avg.) and posting a 23-yard reception...Also returned two kickoffs for 29 yards (14.5 avg.).

► **Vs. San Francisco (Oct. 15):** Carried the ball four times for 12 yards (3.0 avg.), including a 1-yard TD run in the first quarter...On the TD, was split out wide to the left behind TEs Lance Kendricks, Mercedes Lewis and Robert Tonyan, lining up behind them before hauling in the lateral from QB Aaron Rodgers...With the game tied at 30 and 1:07 remaining, started out the Packers' game-winning drive with a 16-yard run, bouncing it outside to the left before getting out of bounds to stop the clock...Also had two receptions for 10 yards (5.0 avg.) and returned two kickoffs for 41 yards (20.5 avg.).

► **At L.A. Rams (Oct. 28):** Had two carries for 6 yards (3.0 avg.) with a 2-yard reception...Also returned three kickoffs for 68 yards (22.7 avg.).

82 J'Mon Moore, WR, Rookie, Missouri

- Earned second-team All-Southeastern Conference honors in 2016 (*The Associated Press*) and 2017 (*AP* and coaches).
 - Played in 13 games with 11 starts in 2017, setting career highs in receptions (65), receiving yards (1,082) and receiving touchdowns (10). His 1,082 receiving yards were the fourth most in a single season in school history.
 - Became just the eighth Mizzou player with more than 1,000 receiving yards after posting 1,012 on 62 receptions (16.3 avg.) as a junior in 2016. His 1,012 yards led the SEC (No. 32 nationally), while his 84.3 receiving yards per game ranked No. 2 in the conference.
- 2018 SEASON:** Has played in three games and has been inactive for four contests...Has posted one catch for 10 yards.
- ▶ **Vs. Chicago (Sept. 9):** Inactive (healthy scratch).
 - ▶ **Vs. Minnesota (Sept. 16):** Inactive (healthy scratch).
 - ▶ **At Washington (Sept. 23):** Inactive (healthy scratch).
 - ▶ **Vs. Buffalo (Sept. 30):** Made his NFL debut, appearing on 11 plays on offense.
 - ▶ **At Detroit (Oct. 7):** Played 14 snaps on offense and eight on special teams.
 - ▶ **Vs. San Francisco (Oct. 15):** Appeared on 17 plays on offense and recorded his first career catch in the NFL, hauling in a 10-yard pass from QB Aaron Rodgers in the fourth quarter.
 - ▶ **At L.A. Rams (Oct. 28):** Inactive (healthy scratch).

44 Antonio Morrison, LB, 3rd Year, Florida

- Was acquired by the Packers in a trade with the Indianapolis Colts on Aug. 26, 2018, in exchange for CB Lenzy Pipkins.
 - Was originally selected by the Colts in the fourth round (No. 125 overall) of the 2016 NFL Draft out of the University of Florida.
 - In two seasons with Indianapolis, played in 31 games with 19 starts and registered 154 tackles (91 solo), six tackles for a loss and a pass defended. Started all 15 games he played in at inside linebacker last season and led the team with a career-high 108 tackles (64 solo).
- 2018 SEASON:** Has played in all seven games with two starts and has posted 15 tackles (nine solo) and a QB hit...Has added three tackles on special teams.
- ▶ **Vs. Chicago (Sept. 9):** Appeared on 11 plays on defense and 19 on special teams in his Green Bay debut...On a third-and-1 early in the second quarter, came up to help stuff RB Jordan Howard for no gain on a run up the middle as the defense forced a three-and-out...Finished with three tackles (two solo) on defense and added a tackle on special teams.
 - ▶ **Vs. Minnesota (Sept. 16):** Started for the first time as a Packer, opening at ILB...Played 22 snaps on defense, finishing with three tackles (two solo)...Also appeared on 16 plays on special teams.
 - ▶ **At Washington (Sept. 23):** Started and played 23 snaps, posting four tackles (two solo)...Also appeared on 20 plays on special teams.
 - ▶ **Vs. Buffalo (Sept. 30):** Appeared on 10 plays on defense and 17 on special teams...Late in the first quarter, came up the middle on a blitz to drill QB Josh Allen as his pass attempt to RB Taiwan Jones was overthrown...Added a tackle on special teams.
 - ▶ **At Detroit (Oct. 7):** Played 18 snaps on defense and 16 on special teams, recording five tackles (three solo) on defense.
 - ▶ **Vs. San Francisco (Oct. 15):** Appeared on 20 snaps on special teams and three on defense.
 - ▶ **At L.A. Rams (Oct. 28):** Played 26 snaps on special teams and posted a tackle.

62 Lucas Patrick, G, 2nd Year, Duke

- Played in 12 games with two starts in 2017, opening at left guard in Week 4 vs. Chicago and at right guard in Week 17 at Detroit.
- Spent the entire 2016 season on Green Bay's practice squad. Was originally signed by the Packers as an undrafted free agent on June 1, 2016, after participating in Green Bay's rookie orientation camp that May on a tryout basis.

- Appeared in 44 career games with 26 starts at Duke, closing out his career with 21 consecutive starts at LG.
- 2018 SEASON:** Has played in six games, seeing time on offense and special teams...Dressed, but did not play, in one contest.
- ▶ **Vs. Chicago (Sept. 9):** Dressed, but did not see any action.
 - ▶ **Vs. Minnesota (Sept. 16):** Played three snaps on special teams and made a critical play midway through the fourth quarter...After the Vikings had cut the Packers' lead to 23-21, fielded a short kickoff at the Green Bay 23 and returned it 8 yards to the 31.
 - ▶ **At Washington (Sept. 23):** Appeared on one series at RG in the fourth quarter, playing six snaps in place of an injured Justin McCray (shoulder)...Also played eight snaps on special teams.
 - ▶ **Vs. Buffalo (Sept. 30):** Played five snaps on special teams.
 - ▶ **At Detroit (Oct. 7):** Appeared on 10 plays on special teams.
 - ▶ **Vs. San Francisco (Oct. 15):** Played 16 snaps at RG, first entering the game for four snaps late in the first quarter when T/G Byron Bell briefly departed with an injury and then for 12 more when T Bryan Bulaga (shoulder) left the game in the third quarter and Bell kicked out to RT.
 - ▶ **At L.A. Rams (Oct. 28):** Appeared on 11 plays on special teams.

53 Nick Perry, LB, 7th Year, Southern California

- Leads the Packers with 19 sacks over the last two seasons. Registered a two-sack game in each of the last five seasons (2013-2017), the only Packer to do so over that span.
 - Played in 12 games with 11 starts in 2017 and finished No. 2 on the team with seven sacks, No. 4 on the team with eight tackles for a loss and led the team in both QB hits (16) and QB pressures (22).
 - Appeared in 14 games with 12 starts in 2016 and led the team with a career-high 11 sacks, which was tied for No. 8 in the NFL. Also posted a career-best 60 tackles (43 solo), 15 QB hits (No. 2 on the team), four passes defended and the first INT of his career.
 - His seven career postseason sacks rank No. 3 in franchise history (since 1982) behind LB Clay Matthews (11) and DE Reggie White (eight). Since entering the league in 2012, ranks No. 1 in the NFL with seven sacks in the playoffs over that span.
- 2018 SEASON:** Has started all seven games at OLB and has recorded 23 tackles (17 solo), 1.5 sacks, four tackles for a loss, a forced fumble, six QB pressures, a QB hit and five passes defended (tied for the team lead).
- ▶ **Vs. Chicago (Sept. 9):** Started and played 41 snaps, posting four tackles (all solo), two tackles for a loss, a sack and two QB pressures... On fourth-and-10 with just over a minute remaining and the Packers leading, 24-23, fought off a block from T Charles Leno Jr. to sack QB Mitchell Trubisky, punching the ball out as DL Kenny Clark recovered the fumble at the Chicago 39 to seal the 24-23 win.
 - ▶ **Vs. Minnesota (Sept. 16):** Started and played 40 snaps, finishing with two tackles (both solo) and a pass defended.
 - ▶ **At Washington (Sept. 23):** Started and appeared on 38 plays, posting a season-high seven tackles (five solo), including a tackle for a loss... Midway through the fourth quarter, fought off a block from TE Vernon Davis to bring down RB Adrian Peterson for a 2-yard loss on a run to the left.
 - ▶ **Vs. Buffalo (Sept. 30):** Started and played 33 snaps, finishing with two tackles (one solo), a half-sack, two QB pressures and a pass defended...Early in the second quarter, came off the right side and beat T Dion Dawkins to get to QB Josh Allen for a shared 9-yard sack with LB Clay Matthews.
 - ▶ **At Detroit (Oct. 7):** Started and played 35 snaps, posting three tackles (two solo), a QB hit and a QB pressure.
 - ▶ **Vs. San Francisco (Oct. 15):** Started and played 29 snaps, posting an assisted tackle, a QB hit and a career-high three passes defended... Batted down a QB C.J. Beathard pass on third down late in the first quarter to force a punt, again on a first down at the Green Bay 26 late in the first half, and with just over a minute remaining on the play before CB Kevin King's interception.
 - ▶ **At L.A. Rams (Oct. 28):** Started and played 40 snaps, finishing with

four tackles (three solo).

12 Aaron Rodgers, QB, 14th Year, California

- Ranks No. 1 in NFL history (min. 1,500 attempts) in career passer rating (103.6), interception percentage (1.53) and TD/INT ratio (4.13, 326/79).
- Has posted six seasons (2009, 2011-12, 2014-16) with 500-plus passing attempts and eight or fewer INTs, the most in NFL history ahead of Patriots QB Tom Brady (four), Redskins QB Alex Smith (two) and nine QBs (one).
- Has been named the NFL's Most Valuable Player by *The Associated Press* twice in his career (2011, 2014), one of only eight players in league history to win the award multiple times.
- Is the only quarterback in league history to record a 100-plus passer rating in six consecutive seasons (2009-14), with no other QB doing so in more than four straight seasons. Has posted a 100-plus rating in seven seasons (2009-14, 2016), tied with Saints QB Drew Brees for the most in NFL history.
- Is one of only three QBs in NFL annals with 40,000-plus passing yards and 2,500-plus rushing yards (Fran Tarkenton, John Elway).
- Is the lone QB in NFL history to throw 40-plus TD passes with seven or fewer INTs in a season, having done it twice in his career (45/6 in 2011, 40/7 in 2016).
- In 149 career regular-season starts (since 2008), has posted 54 games with 300-plus passing yards (No. 4 in the NFL over that span), 88 without an interception (No. 1, min. 15 attempts) and 82 with a 100-plus passer rating (No. 2).
- Has been selected to the Pro Bowl in six of the last nine seasons (2009, 2011-12, 2014-16).
- In the franchise record books, holds seven of the top eight single-season marks for passer rating (2009-14, 2016), four of the top six for passing TDs (2011-12, 2014, 2016), six of the top seven for completion percentage (2010-14, 2016) and four of the top six for passing yards (2009, 2011, 2014, 2016).

2018 SEASON: Has started all seven games and has completed 174 of 284 passes (61.3 percent) for 2,283 yards and 13 TDs with one INT for a 100.4 passer rating...Ranks No. 3 in the league in passing yards per game (326.1 ypg) and No. 10 in passer rating...His 2,283 passing yards are the second most in team history through the first seven games behind only his 2,372 yards in 2011...Is tied for the league lead with six completions of 50-plus yards and leads the NFL with 10 completions of 40-plus yards... Has posted a 114.3 passer rating on third down this season, No. 2 in the league (min. 20 att.)...Ranks No. 2 in the league with 656 yards passing on third down this season (Andrew Luck, 680)...Has added 116 rushing yards on 18 carries (6.4 avg.)...Has rushed for 10 first downs on his 18 carries, a 55.6 percentage that ranks No. 1 in the NFL among players with 10-plus attempts...Has posted five runs of 10-plus yards, tied for No. 2 on the team.

► **Vs. Chicago (Sept. 9):** Completed 20 of 30 passes (66.7 percent) for 286 yards and three TDs with no INTs for a 130.7 passer rating as he led the Packers to the second-largest comeback win in Lambeau Field history after Green Bay trailed 20-0 late in the third quarter...It marked the first time in team annals that the Packers won a game after trailing by 17-plus points entering the fourth quarter...It marked his sixth regular-season game since 2008 with a 125-plus rating against the Bears, the most in the league over that span with no other QB posting more than one 125-plus game against Chicago...With just over nine minutes remaining in the second quarter, sustained a knee injury when he was sacked by DE Roy Robertson-Harris at the Green Bay 27...Was sidelined for the final three drives of the first half, but returned to the field for the second half... Completed 17 of 23 passes for 273 yards and three TDs in the second half (152.7 rating), with all three of his TD passes coming in the fourth quarter, a career high...Early in the fourth quarter, connected with WR Geronimo Allison on a 39-yard TD pass, lofting the ball to Allison in the right corner of the end zone over CB Kyle Fuller...On the next drive, found WR Davante Adams for a 51-yard completion to the Chicago 24 and then connected with him again three plays later for a 12-yard TD pass...Led the offense to a

third straight TD drive, with all three taking less than three minutes, threading the ball to WR Randall Cobb on a short pass over the middle as Cobb took it down the middle of the field for a game-winning 75-yard TD with 2:13 remaining...It marked his 10th TD pass of 75-plus yards since 2008, tied with Giants QB Eli Manning for the most in the league over that span.

► **Vs. Minnesota (Sept. 16):** Playing with a brace on his injured left knee, completed 30 of 42 passes (71.4 percent) for 281 yards and a TD with no INTs for a 97.4 rating...Also rushed three times for 8 yards (2.7 avg.), including a 7-yard run late in the first quarter on a third-and-7... Completed passes to eight different receivers, with three players recording 60-plus receiving yards for the second straight game (TE Jimmy Graham, 6-95; Adams, 8-64; Allison, 6-64).

► **At Washington (Sept. 23):** Completed 27 of 44 passes (61.4 percent) for 265 yards and two TDs with no INTs for a 93.5 rating...Eclipsed 5,000 career passing attempts in the game, with his 319 career TD passes at the time of his 5,000th attempt setting an NFL mark (Johnny Unitas, 284) and his 78 INTs also setting a league record (Donovan McNabb, 107)...Connected with a wide-open Allison on a 64-yard TD pass down the middle of the field late in the first half, his 29th TD pass of 60-plus yards since 2008, the most in the NFL over that span...Found Adams on a slant for a 2-yard TD on the opening drive of the second half...Added two carries for 13 yards (6.5 avg.), including a 10-yard scramble to convert a third-and-3 on Green Bay's opening drive of the second half.

► **Vs. Buffalo (Sept. 30):** Connected on 22 of 40 passes (55.0 percent) for a season-high 298 yards and a TD with one INT...Was picked off for the first time on the season, snapping a streak of 150 consecutive attempts without an INT...Helped the offense convert on 11 of 19 third downs (57.9 pct.), with the 11 conversions the most by Green Bay since Oct. 27, 2013 (13 at Minnesota)...Rushed for 31 yards on five carries (6.2 avg.), highlighted by a 15-yard scramble late in the first half to convert a third-and-10 and help set up K Mason Crosby's 52-yard FG as time expired.

► **At Detroit (Oct. 7):** Threw for 442 yards and three TDs on 32-of-52 passing for a 108.0 rating...It marked his fifth career 400-yard passing game, further extending his franchise record, and marked the second-best yardage output of his career behind only his 480-yard performance vs. Washington in 2013...Threw for 301 yards in the second half, the most in his career in a second half and the third most in either half in his career (335 yards vs. Washington in the first half in 2013, 315 vs. Chicago in the first half in 2014)...His 32 completions were a season high and his most since posting 33 at Atlanta last season in Week 2...Had six completions of 20-plus yards, the most he has posted since recording the same number vs. Minnesota (Week 16) in 2016...Went over the 40,000-yard passing mark for his career, making him the fastest QB to 40,000 passing yards/300 passing TDs in NFL history by doing it in his 154th career game (Peyton Manning and Dan Marino, 157 games)...Is tied for No. 4 in league history for games needed to reach 40,000 passing yards behind QBs Matt Ryan (151), Brees (152) and Dan Marino (153).

► **Vs. San Francisco (Oct. 15):** Became the first QB in team history to post back-to-back 400-yard passing games as he connected on 25 of 46 attempts for 425 yards and two TDs with no INTs for a 100.4 rating... Became the first QB in NFL history to register back-to-back 400-yard passing games with no interceptions...It marked his sixth career 400-yard game, with no other QB in team annals posting more than one 400-yard effort...Part of an offense that featured three 100-yard receivers (Adams, 132; TE Jimmy Graham, 104; WR Marquez Valdes-Scantling, 103) for just the second time in franchise history (Oct. 12, 1980, at Tampa Bay)... Completed two passes of 50-plus yards (60-yarder to Valdes-Scantling and 54-yarder to Graham), matching his career high...With the Packers trailing, 30-23, with three minutes remaining, led the offense on a four-play, 58-yard drive that took just 1:05 and was capped off with his 16-yard TD pass to Adams...After a CB Kevin King interception gave the offense the ball back with 1:07, led the offense on a 10-play, 81-yard drive that was capped off with Crosby's 27-yard game-winning FG as time expired... The final drive included a 21-yard scramble up the middle by Rodgers and back-to-back 19-yard completions to WR Equanimeous St. Brown and

Adams down to the San Francisco 9 to set up Crosby's FG...It marked his fifth straight game with 40-plus passing attempts, topping Don Majkowski (four-game streak in 1989) for the longest in team history.

► **At L.A. Rams (Oct. 28):** Threw for 286 yards and a TD on 18-of-30 passing (60.0 pct.) with no INTs (102.9 rating), his third straight game with zero INTs...Brought his streak of consecutive attempts without an INT to 157...Matched his career best with three completions of 40-plus yards, including a 40-yard TD pass to Valdes-Scantling midway through the fourth quarter that gave the Packers a 27-26 lead...The pass to Valdes-Scantling capped Green Bay's second straight five-play, 75-yard TD drive, with both drives taking less than three minutes each.

6 JK Scott, P, Rookie, Alabama

• Holds University of Alabama records for career punting yards (11,074), attempts (243) and average yards per punt (45.6).

• Selected to an All-American team in three of his four seasons at Alabama, earning first-team honors in 2014 and second-team honors in '16 and '17.

• Voted first-team All-Southeastern Conference by the coaches three times (2014, 2016-17).

2018 SEASON: Has played in all seven games, averaging 45.3 yards on 27 punts with a 39.8-yard net average...Has placed eight punts inside the 20 with four touchbacks.

► **Vs. Chicago (Sept. 9):** Punted four times in his NFL debut, recording a 48.0-yard gross average with a net average of 36.8...Placed one punt inside the 20 and had a long of 58 yards.

► **Vs. Minnesota (Sept. 16):** Averaged 51.8 yards with a net average of 45.2 yards on five punts, the first Green Bay punter to average 50-plus yards in a game (min. four punts) since Tim Masthay on Dec. 20, 2015, at Oakland (4-211, 52.8 avg.)...Boomed a career-long 63-yard punt in the second quarter, the longest by a Packer since P Jacob Schum's 65-yarder vs. Indianapolis on Nov. 6, 2016.

► **At Washington (Sept. 23):** Posted a 46.4-yard gross average and a 44.6-yard net average on five punts with two placed inside the 20...Midway through the second quarter, had a 41-yard punt downed at the Washington 2-yard line by WR Marquez Valdes-Scantling...Drilled a 58-yard punt in the fourth quarter, his third straight game with a punt of 58-plus yards...Became the first punter in team history to register a punt of 58-plus yards in each of his first three NFL games and is the first NFL punter to do so since Redskins P Tress Way in 2014.

► **Vs. Buffalo (Sept. 30):** Punted four times on the afternoon, recording a 42.8-yard gross average and a 38.0-yard net average with two punts inside the 20.

► **At Detroit (Oct. 7):** Did not punt, the first time the Packers did not punt in a game since Oct. 26, 2014, at New Orleans.

► **Vs. San Francisco (Oct. 15):** Posted a 38.8-yard gross average with a net average of 33.8 yards on four punts with one inside the 20.

► **At L.A. Rams (Oct. 28):** Punted five times on the afternoon, recording a 42.8-yard gross average and a net average of 38.4 yards with one touchback.

78 Jason Spriggs, T, 3rd Year, Indiana

• Appeared in seven games and started five contests at right tackle in 2017, the first starts at that position in his NFL career, before sustaining a season-ending knee injury vs. Minnesota in Week 16.

• Played in all 16 games with two starts (at right guard) as a rookie in 2016. Also saw time at both tackle spots in 2016.

• Was the only Green Bay rookie on the offensive side of the ball to appear in all 16 regular-season contests in 2016.

2018 SEASON: Has appeared in six games, seeing time on offense and special teams...Was inactive for one contest.

► **Vs. Chicago (Sept. 9):** Appeared on four plays on special teams.

► **Vs. Minnesota (Sept. 16):** Played nine snaps on special teams.

► **At Washington (Sept. 23):** Saw his first action of the season on offense, coming in at RT for an injured Bryan Bulaga (back) late in the first half...Played the final 41 offensive snaps, helping the Packers rush for 100

yards on just 17 carries (5.9 avg.), the fewest attempts by Green Bay in a 100-yard rushing game since Oct. 18, 2015, vs. San Diego (17-133)...Blocked for QB Aaron Rodgers as he posted his third straight game without an INT (27 of 44, 265 yards, two TDs, 93.5 rating).

► **Vs. Buffalo (Sept. 30):** Appeared on five plays on special teams.

► **At Detroit (Oct. 7):** Played six snaps on special teams.

► **Vs. San Francisco (Oct. 15):** Inactive (ankle).

► **At L.A. Rams (Oct. 25):** Appeared on five plays on special teams.

19 Equanimeous St. Brown, WR, Rookie, Notre Dame

• Started 25 of the 32 games he played in over three seasons at Notre Dame, catching 92 passes for 1,484 yards (16.1 avg.) and 13 touchdowns.

• Named Notre Dame's Offensive Player of the Year as a sophomore in 2016 after leading the Irish with 58 receptions for 961 yards (16.5 avg.) and nine TDs.

• In 2016, ranked No. 6 in receiving yards, tied for No. 6 in TD receptions and No. 7 in receiving yards per game (80.1) among FBS freshmen and sophomores.

2018 SEASON: Has played in four games with two starts and has posted six receptions for 139 yards (23.2 avg.)...Was active but did not see any time in one game, and was inactive for the other two contests.

► **Vs. Chicago (Sept. 9):** Played two snaps on special teams in his NFL debut.

► **Vs. Minnesota (Sept. 16):** Inactive (healthy scratch).

► **At Washington (Sept. 23):** Inactive (healthy scratch).

► **Vs. Buffalo (Sept. 30):** Was active, but did not see any action.

► **At Detroit (Oct. 7):** Made his first career start, opening as the third WR with Randall Cobb (hamstring) and Geronimo Allison (concussion/hamstring) both sidelined...Finished No. 2 on the team with 89 receiving yards on three receptions (29.7 avg.), highlighted by a 54-yard reception late in the fourth quarter...His average of 29.7 yards per catch was the best by a Packers rookie (min. three rec.) since WR James Jones posted a 35.7-yard average (3-107) at Denver on Oct. 29, 2007...With under 20 seconds remaining, made an out-and-up move to create separation from CB Nevin Lawson to make the catch near the Green Bay 42 before spinning away to take the ball down the sideline for a 54-yard gain to the Detroit 23...Posted his first career reception midway through the first quarter, making a sliding grab over the middle for a 17-yard gain on second-and-16.

► **Vs. San Francisco (Oct. 15):** Started as the third WR for the second straight week and had a 19-yard reception...The catch came on Green Bay's game-winning drive as he hauled in a back-shoulder pass on third-and-2 from QB Aaron Rodgers with DB Greg Mabin covering him, picking up 19 yards to the San Francisco 28.

► **At L.A. Rams (Oct. 28):** Saw limited time, appearing on six snaps, but caught two passes for 31 yards (15.5 avg.), highlighted by a 23-yard grab over the middle on his first play from scrimmage late in the first quarter.

65 Lane Taylor, G, 6th Year, Oklahoma State

• Has started all 38 games he played in since 2016, the most by a Green Bay offensive lineman over that span. Has opened games at three different spots on the offensive line (37 at LG, two at LT, one at RG) during his career.

• In his first two seasons as a starter (2016-17), helped the Packers rank No. 4 in the NFL over that span with an average of 4.51 yards per carry.

• Started all 15 games he appeared in last season, opening 13 at LG and two at LT, the first starts of his career at LT.

• Started a career-high 16 games at LG in 2016, one of three Green Bay linemen (David Bakhtiari, Bryan Bulaga) to open every game on the season. Eagles T Jason Peters.

2018 SEASON: Has started all seven games at LG and has played every offensive snap...Has helped the Packers rank No. 5 in the NFL in total offense (412.1 ypg) and yards per carry (4.82).

► **Vs. Chicago (Sept. 9):** Started at LG and played all 60 snaps, helping to protect QB Aaron Rodgers as he connected on 20 of 30 passes (66.7

percent) for 286 yards and three TDs with no INTs for a 130.7 passer rating...Part of a line that did not allow a sack in the second half.

► **Vs. Minnesota (Sept. 16):** Started at LG and appeared on all 77 snaps, blocking for Rodgers as he completed 30 of 42 passes (71.4 percent) for 281 yards and a TD with no INTs for a 97.4 rating.

► **At Washington (Sept. 23):** Started at LG and played all 69 snaps, helping the Packers rush for 100 yards on just 17 carries (5.9 avg.), the fewest attempts by Green Bay in a 100-yard rushing game since Oct. 18, 2015, vs. San Diego (17-133)...Blocked for Rodgers as he posted his third straight game without an INT (27 of 44, 265 yards, two TDs, 93.5 rating).

► **Vs. Buffalo (Sept. 30):** Started at LG and played all 76 snaps, helping the offense register a season-high 423 yards of offense, including a season-best 141 yards on 32 carries (4.4 avg.)...Helped the Packers convert 11 of 19 third downs (57.9 pct.), with the 11 conversions the most by the team since Oct. 27, 2013 (13 at Minnesota).

► **At Detroit (Oct. 7):** Started at LG and played all 81 snaps, helping the offense rack up 521 yards of offense, the most by the Packers since Sept. 15, 2013, vs. Washington (580 yards)...Protected Rodgers as he threw for 442 yards, the third most in a game in franchise history, and three TDs on 32-of-52 passing.

► **Vs. San Francisco (Oct. 15):** Started at LG and played all 71 snaps, blocking for Rodgers as he became the first QB in NFL history to record back-to-back 400-yard passing games with no INTs (425 yards and two TDs on 25-of-46 passing)...Helped the Packers rack up 521 yards of offense, just the second time in franchise history (also 1983) that the team registered back-to-back 500-yard games.

► **At L.A. Rams (Oct. 28):** Started at LG and played all 52 snaps, helping to protect Rodgers as he connected on 18 of 30 passes for 286 yards and one TD with no INTs, his third straight game without an INT...Helped Green Bay rush for 106 yards and two TDs on 19 carries (5.6 avg.), highlighted by 86 yards and a TD on 12 carries (7.2 avg.) from RB Aaron Jones.

85 Robert Tonyan, TE, 1st Year, Indiana State

• Spent the final four weeks of the 2017 season on Green Bay's practice squad. Entered the league as an undrafted free agent with the Detroit Lions in 2017.

• Finished his four-year career at Indiana State as the program's leader in career touchdown receptions (20), single-season touchdown receptions (10, 2016) and most consecutive games with a reception (21, 2015-16). Also ranks No. 2 in school history with 2,047 receiving yards.

• Earned second-team All-Missouri Valley Football Conference honors as a senior WR in 2016 after leading the team in receptions (56), receiving yards (699) and receiving TDs (10).

2018 SEASON: Has played in all seven games, seeing time on offense and special teams...Has registered one tackle on special teams.

► **Vs. Chicago (Sept. 9):** Appeared on 11 snaps on special teams in his NFL debut.

► **Vs. Minnesota (Sept. 16):** Played 16 snaps on special teams and posted a tackle.

► **At Washington (Sept. 23):** Appeared on 15 plays on special teams.

► **Vs. Buffalo (Sept. 30):** Played nine snaps on special teams.

► **At Detroit (Oct. 7):** Saw the first offensive action of his career, appearing on three plays...Also played 16 snaps on special teams.

► **Vs. San Francisco (Oct. 15):** Appeared on two plays on offense and 15 on special teams.

► **At L.A. Rams (Oct. 25):** Played three snaps on offense and 21 on special teams.

56 Korey Toomer, LB, 5th Year, Idaho

• Signed with the Packers as a free agent on Sept. 3 after spending the off-season and preseason with the San Francisco 49ers. Played in 46 games with 16 starts from 2014-17 and registered 115 total tackles (68 solo), two sacks, an interception he returned 59 yards for a touchdown, five forced fumbles, a fumble recovery and 14 special teams tackles.

• Was originally drafted by the Seattle Seahawks in the fifth round (No. 154

overall) of the 2012 NFL Draft out of the University of Idaho. Toomer spent a few weeks of his rookie season on Seattle's practice.

• Appeared in one game for the Dallas Cowboys and seven games for the St. Louis Rams in 2014. Played in 10 games for the Oakland Raiders in 2015 and appeared in 28 contests with 16 starts for the San Diego/Los Angeles Chargers in 2016-17.

2018 SEASON: Has appeared in four games, seeing time on defense and special teams...Has posted three tackles (two solo) on defense and a tackle on special teams...Dressed, but did not play, in two contests and was inactive for one game.

► **Vs. Chicago (Sept. 9):** Played 19 snaps on special teams in his Green Bay debut.

► **Vs. Minnesota (Sept. 16):** Appeared on seven plays on defense and 22 on special teams...Recorded three tackles (two solo) on defense and a tackle on special teams.

► **At Washington (Sept. 23):** Played two snaps on defense and 19 on special teams.

► **Vs. Buffalo (Sept. 30):** Appeared on three plays on defense and five on special teams.

► **At Detroit (Oct. 7):** Was active, but did not see any action.

► **Vs. San Francisco (Oct. 15):** Did not see any action.

► **At L.A. Rams (Oct. 28):** Inactive (healthy scratch).

83 Marquez Valdes-Scantling, WR, Rookie, South Florida

• Posted an average of 17.3 yards per catch on his 75 receptions at South Florida, the top mark in school history (min. 70 receptions).

• Set the school single-season record with 879 yards on a team-high 53 receptions (16.6 avg.) with six touchdowns for the Bulls as a senior in 2017.

• Ranks No. 10 in school history for career receiving yards (1,294) and No. 6 in TD catches (11) despite only playing two seasons for the Bulls.

2018 SEASON: Has played in all seven games with four starts...Has posted 14 catches for 257 yards (18.4 avg.) and two TDs...Ranks No. 7 in the NFL in yards per catch...Of his 14 receptions, four have been for 20-plus yards...In his last three game, has 12 receptions for 216 yards (18.0 avg.) and two TDs...Has one kickoff return for 21 yards...Is tied for No. 2 on the team with two tackles on special teams.

► **Vs. Chicago (Sept. 9):** Played two snaps on offense and 11 on special teams in his NFL debut...Returned one kickoff for 21 yards.

► **Vs. Minnesota (Sept. 16):** Appeared on six plays on offense and seven on special teams...Posted his first NFL reception, hauling in a 3-yard pass near the sideline from QB Aaron Rodgers in the first quarter.

► **At Washington (Sept. 23):** Played 12 snaps on offense and 10 on special teams...Registered a career-high two tackles on special teams, bringing down CB Greg Stroman at the Washington 17 on a kickoff return in the third quarter and Stroman again in the fourth quarter on a punt return...Downed a 41-yard JK Scott punt at the Washington 2-yard line midway through the second quarter.

► **Vs. Buffalo (Sept. 30):** Made his first career start, opening as the third WR with Randall Cobb (hamstring) sidelined...Played a career-high 54 snaps and posted a career-long 38-yard reception...With just over four minutes remaining in the fourth quarter, beat CB Ryan Lewis down the right sideline to catch a deep pass from QB Aaron Rodgers to the Buffalo 18, helping to set up a 52-yard Mason Crosby field goal.

► **At Detroit (Oct. 7):** Started for the second straight week with Cobb (hamstring) and WR Geronimo Allison (concussion/hamstring) sidelined, appearing on 77 of 81 plays and posting career highs with seven receptions for 68 yards (9.7 avg.) and a TD...Early in the third quarter, posted his first TD catch as a pro, hauling in a 3-yard TD pass as he found himself wide open in the end zone with two defenders going to cover WR Davante Adams.

► **Vs. San Francisco (Oct. 15):** Started his third straight game and appeared on 66 of 71 snaps...Posted a career-high 103 receiving yards on just three catches (34.3 avg.), becoming just the sixth Green Bay rookie since 1950 to register 100-plus receiving yards in a game on three or

fewer catches (Billy Howton, Max McGee, James Lofton, Greg Jennings, James Jones)...On the Packers' first play from scrimmage, found himself wide open down the left sideline, hauling in a pass from Rodgers near midfield and taking it down the sideline to the San Francisco 17...Early in the third quarter, made an out-and-up move and then came back on the ball to make a leaping 30-yard catch near the sideline with S Jaquiski Tartt covering him.

► **At L.A. Rams (Oct. 28):** Started his fourth consecutive game and played 31 snaps, catching two passes for 45 yards (22.5 avg.) and a TD... With the Packers trailing, 26-20, midway through the fourth quarter, got inside on CB Troy Hill and caught a deep pass from Rodgers for a 40-yard TD, outrunning S Lamaricus Joyner after making the catch on his way to the end zone.

35 Jermaine Whitehead, S, 2nd Year, Auburn

• After spending the first six games of the 2017 season on Green Bay's practice squad, was signed to the active roster and played in 10 contests, seeing time on defense and special teams. Was tied for No. 2 on the team with six special teams tackles.

• Played in two games for the Packers in 2016 while spending 14 regular-season games and three postseason contests on Green Bay's practice squad.

• Originally signed by San Francisco as an undrafted free agent on May 5, 2015, and spent most of his rookie season on the 49ers' practice squad before being signed to the Baltimore Ravens' active roster on Dec. 23, where he was inactive for the final two games.

2018 SEASON: Has played in six games with two starts, seeing time on defense and special teams...Has posted 16 tackles (14 solo), two QB hits and two passes defended...Is tied for No. 2 on the team with four tackles on special teams...Was sidelined for one game due to injury.

► **Vs. Chicago (Sept. 9):** Made his first career start as the Packers opened up with three safeties, appearing on 25 snaps on defense and a team-high 23 on special teams...Posted a solo tackle and a pass defended...Led the team with two tackles on special teams, including a stop of RB Benny Cunningham at the Chicago 18 on a kickoff return after the Packers had taken a 24-23 lead with just over two minutes remaining.

► **Vs. Minnesota (Sept. 16):** Played 25 snaps on defense and a team-high 29 on special teams...Registered three tackles (all solo) and a pass defended on defense, breaking up a pass in the flat intended for RB Dalvin Cook late in the fourth quarter.

► **At Washington (Sept. 23):** Appeared on 15 plays on defense and a team-high 24 on special teams...Recorded a solo tackle on defense.

► **Vs. Buffalo (Sept. 30):** Played 39 snaps on defense and 18 on special teams...Posted his first career sack, coming free from the slot and throwing down QB Josh Allen for a 16-yard loss on third down...Added a QB hit and a tackle on special teams.

► **At Detroit (Oct. 7):** Inactive (back).

► **Vs. San Francisco (Oct. 15):** Played 27 snaps on defense and a team-high 26 snaps on special teams...Registered four tackles (three solo) on defense.

► **At L.A. Rams (Oct. 28):** Started as the Packers opened with three safeties and appeared on 75 of 78 snaps, recording six tackles (five solo) and a QB hit...Also played 11 snaps on special teams and recorded a tackle.

96 Muhammad Wilkerson, DL, 8th Year, Temple

• The former Pro Bowler (2015) and second-team All-Pro member (*The Associated Press* in 2013 and 2015) joins the Packers after spending the first seven seasons of his career with the N.Y. Jets, who selected him in the first round (No. 30 overall) of the 2011 NFL Draft.

• Registered three-plus sacks and at least one forced fumble in six different seasons, tied for the most among defensive linemen since 2011.

• From 2011-17, was part of a defense that ranked No. 4 in the league over that span in opponent rushing average (3.84). Helped the Jets rank No. 6 in the league (103.7 ypg) in run defense from 2011-17.

• Has registered 50-plus tackles in each of his seven seasons, including

90-plus tackles twice (90 in 2012 and 91 in 2013).

2018 SEASON: Started the first three games and posted six tackles (four solo), a tackle for a loss and two QB hits...Was placed on injured reserve (ankle) on Sept. 29.

► **Vs. Chicago (Sept. 9):** Started and played 43 snaps in his Green Bay debut, finishing with four tackles (three solo), a tackle for a loss and a QB hit.

► **Vs. Minnesota (Sept. 16):** Started and played 49 snaps, posting a solo tackle and a QB hit...Part of a line that helped limit the Vikings to just 68 yards on 18 carries (3.8 avg.).

► **At Washington (Sept. 23):** Started and played 23 snaps, recording an assisted tackle, but was carted off the field after sustaining an ankle injury with just over two minutes remaining in the first half.

30 Jamaal Williams, RB, 2nd Year, Brigham Young

• Rushed for a team-high 556 yards last season, the fourth most by a Green Bay rookie in team history, and four TDs on 153 carries (3.6 avg.).

• Added 262 receiving yards and two TDs on 25 catches (10.5 avg.), the most receiving yards by a Green Bay rookie running back since Keith Woodside totaled 352 yards in 1988.

• Became the first rookie in team history to register a rushing TD/receiving TD in two games (Week 12 at Pittsburgh, Week 14 at Cleveland).

• After moving into the starting lineup in Week 11, posted 672 yards from scrimmage over that span (No. 11 in the NFL) and 455 rushing yards (No. 10). Registered 100-plus yards from scrimmage in four of the final six games.

2018 SEASON: Has played in all seven games with five starts and ranks No. 2 on the team with 233 rushing yards and a TD on 63 carries (3.7 avg.)...Also has eight receptions for 57 yards (7.1 avg.).

► **Vs. Chicago (Sept. 9):** Started and led the team with 47 rushing yards on 15 carries (3.1 avg.)...Had a key blitz pickup on QB Aaron Rodgers' 51-yard completion to WR Davante Adams in the fourth quarter, stuffing LB Danny Trevathan as he came up the middle to give Rodgers a clean look on the big gain.

► **Vs. Minnesota (Sept. 16):** Started and rushed for a team-high 59 yards on 16 carries (3.7 avg.), picking up a career-high six first downs... Also caught three passes for 12 yards (4.0 avg.).

► **At Washington (Sept. 23):** Started and rushed for 29 yards on five carries (5.8 avg.) with two receptions for 16 yards (8.0 avg.).

► **Vs. Buffalo (Sept. 30):** Started and posted 27 rushing yards on 11 carries (2.5 avg.).

► **At Detroit (Oct. 7):** Started and rushed for 33 yards on six attempts (5.5 avg.) with two receptions for 19 yards (9.5 avg.)...Early in the third quarter, posted his first career two-point conversion, freeing himself from LB Jarrad Davis to haul in a pass from QB Aaron Rodgers in the end zone.

► **Vs. San Francisco (Oct. 15):** Posted 29 rushing yards on six carries (4.8 avg.) along with a 10-yard reception.

► **At L.A. Rams (Oct. 28):** Carried the ball four times for 9 yards (2.3 avg.) and scored his first TD of the season on a 1-yard run in the first quarter.

38 Tramon Williams, CB, 12th Year, Louisiana Tech

• Has 32 career interceptions, tied for No. 4 among active NFL players. Is the only active player in the NFL to have at least one interception in each of the last 11 seasons (2007-17).

• Returns to the Packers after spending the last three seasons with the Cleveland Browns (2015-16) and Arizona Cardinals (2017). The former undrafted free agent and practice-squad player appeared in 127 regular-season games for the Packers from 2007-14.

• Has three career TDs, including INT returns of 43 yards (2011) and 70 yards (2010 postseason) and a 94-yard punt return (2007).

• Ranked No. 1 in the NFL with a combined nine interceptions in 2010 (six in regular season, three in postseason) and was chosen for the Pro Bowl as an injury replacement.

• Was the only undrafted free agent in the NFL to post four-plus INTs each

season from 2008-11. Was tied for No. 4 in the NFL with 19 INTs over that span.

2018 SEASON: Has started all seven games and has posted 30 tackles (22 solo) and a pass defensed...Has returned eight punts for 41 yards (5.1 avg.).

►**Vs. Chicago (Sept. 9):** Started and played all 70 snaps, one of five Green Bay defenders to do so...Finished third on the team with seven tackles (five solo).

►**Vs. Minnesota (Sept. 16):** Started and was one of four Green Bay defensive players to appear on all 73 snaps...Finished with six tackles (five solo).

►**At Washington (Sept. 23):** Started and played 59 of 61 snaps, posting two tackles (one solo).

►**Vs. Buffalo (Sept. 30):** Played all 58 snaps, one of four players on Green Bay's defense to do so, and recorded four tackles (all solo) and a pass defensed...With WR Randall Cobb (hamstring) sidelined, handled punt-return duties, matching his career high with five returns for 20 yards (4.0 avg.).

►**At Detroit (Oct. 7):** Started and played 61 of 62 snaps, posting three tackles (all solo)...Had one punt return for 2 yards.

►**Vs. San Francisco (Oct. 15):** Started and played all 57 snaps, finishing with four tackles (three solo)...Also had one punt return for 6 yards.

►**At L.A. Rams (Oct. 28):** Started and played all 78 snaps, posting four tackles (one solo)...Returned one punt on the afternoon for 13 yards.

National Football League Game Summary

NFL Copyright © 2018 by The National Football League. All rights reserved. This summary and play-by-play is for the express purpose of assisting media in their coverage of the game; any other use of this material is prohibited without the written permission of the National Football League. Updated: 10/30/2018

Date: Sunday, 10/28/2018

Green Bay Packers at Los Angeles Rams

Start Time: 1:25 PM Pacific

at Los Angeles Memorial Coliseum, Los Angeles, Calif.

Game Day Weather

Game Weather: Cloudy
Played Outdoor on Turf: Grass

Temp: 82° F (27.8° C) Humidity: 39%, Wind: SW 1 mph
Outdoor Weather: Cloudy,

Officials

Referee: Torbert, Ronald (62) Umpire: Ferrell, Dan (64) Down Judge: Thomas, Sarah (53)
Line Judge: Steinkerchner, Mark (84) Field Judge: Buchanan, Jimmy (86) Side Judge: Edwards, Scott (3)
Back Judge: Meyer, Greg (78) Replay Official: Frantz, Earnie (0)

Lineups

Green Bay Packers

Offense		Defense	
WR 83	M.Valdes-Scantling	NT 97	K.Clark
LT 69	D.Bakhtiari	DE 76	M.Daniels
LG 65	L.Taylor	OLB 52	C.Matthews
C 63	C.Linsley	ILB 50	B.Martinez
RG 74	B.Bell	OLB 53	N.Perry
RT 75	B.Bulaga	CB 38	T.Williams
TE 80	J.Graham	CB 20	K.King
TE 89	M.Lewis	CB 23	J.Alexander
WR 17	D.Adams	S 21	H.Clinton-Dix
QB 12	A.Rodgers	S 29	K.Brice
RB 33	A.Jones	S 35	J.Whitehead

Los Angeles Rams

Offense		Defense	
WR 83	J.Reynolds	DE 90	M.Brockers
TE 89	T.Higbee	NT 93	N.Suh
LT 77	A.Whitworth	DT 99	A.Donald
LG 76	R.Saffold	WILL 96	M.Longacre
C 65	J.Sullivan	OLB 50	S.Ebukam
RG 66	A.Blythe	ILB 58	C.Littleton
RT 79	R.Havenstein	ILB 26	M.Barron
WR 12	B.Cooks	LCB 22	M.Peters
WR 17	R.Woods	RCB 32	T.Hill
QB 16	J.Goff	SS 43	J.Johnson
HB 30	T.Gurley	FS 20	L.Joyner

Substitutions

K 2 M.Crosby, P 6 J.Scott, WR 18 R.Cobb, WR 19 E.St. Brown, S 27 J.Jones, RB 30 J.Williams, S 36 R.Greene, CB 37 J.Jackson, LB 42 O.Burks, LS 43 H.Bradley, LB 44 A.Morrison, LB 51 K.Fackrell, LB 54 J.Crawford, G 62 L.Patrick, T 78 J.Spriggs, WR 81 G.Allison, TE 84 L.Kendricks, TE 85 R.Tonyan, RB 88 T.Montgomery, DL 90 M.Adams, LB 93 R.Gilbert, DL 94 D.Lowry, DL 95 T.Lancaster

Substitutions

K 4 G.Zuerlein, P 6 J.Hekker, WR 11 K.Hodge, WR 15 N.Williams, WR 19 J.Natson, CB 23 N.Robey, DB 24 B.Countess, RB 34 M.Brown, CB 36 D.Hatfield, CB 37 S.Shields, S 41 M.Christian, LS 44 J.McQuaide, LB 52 R.Wilson, DL 53 J.Lawler, LB 54 B.Hager, C 55 Br.Allen, LB 59 M.Kiser, G 68 J.Brown, T 70 J.Noteboom, TE 81 G.Everett, DT 92 T.Smart, DL 94 J.Franklin, DL 95 E.Westbrooks

Did Not Play

QB 9 D.Kizer

Did Not Play

QB 14 S.Mannion

Not Active

QB 8 T.Boyle, CB 26 B.Breeland, CB 28 T.Brown, LB 56 K.Toomer, G 64 J.McCray, T/G 70 A.Light, WR 82 J.Moore

Not Active

WR 18 C.Kupp, DB 31 D.Williams, RB 33 J.Davis, RB 42 J.Kelly, OLB 49 T.Young, DT 69 S.Joseph, TE 82 J.Mundt

Field Goals (made () & missed)

		(41) (53)	G.Zuerlein	(43) (34)				
			1	2	3	4	OT	Total
VISITOR:	Green Bay Packers		7	3	10	7	0	27
HOME:	Los Angeles Rams		0	8	15	6	0	29

Scoring Plays

Team	Qtr	Time	Play Description (Extra Point) (Drive Info)	Visitor	Home
Packers	1	6:01	J.Williams 1 yd. run (M.Crosby kick) (6-75, 2:03)	7	0
Packers	2	14:19	M.Crosby 41 yd. Field Goal (7-45, 3:53)	10	0
Rams	2	2:47	A.Jones tackled in end zone by M.Barron for a Safety	10	2
Rams	2	0:21	J.Reynolds 1 yd. pass from J.Goff (run failed) (7-72, 2:26)	10	8
Packers	3	9:38	M.Crosby 53 yd. Field Goal (9-38, 4:19)	13	8
Rams	3	7:19	T.Gurley 30 yd. pass from J.Goff (J.Goff-T.Gurley pass) (7-75, 2:19)	13	16
Rams	3	1:50	J.Reynolds 19 yd. pass from J.Goff (G.Zuerlein kick) (8-66, 4:17)	13	23
Packers	3	0:13	A.Jones 33 yd. run (M.Crosby kick) (5-75, 1:37)	20	23
Rams	4	11:39	G.Zuerlein 43 yd. Field Goal (8-50, 3:34)	20	26

National Football League Game Summary

NFL Copyright © 2018 by The National Football League. All rights reserved. This summary and play-by-play is for the express purpose of assisting media in their coverage of the game; any other use of this material is prohibited without the written permission of the National Football League. Updated: 10/30/2018

Packers	4	8:50	M.Valdes-Scantling 40 yd. pass from A.Rodgers (M.Crosby kick) (5-75, 2:49)	27	26
Rams	4	2:05	G.Zuerlein 34 yd. Field Goal (7-24, 3:15)	27	29
Paid Attendance: 75,822				Time: 3:19	

Green Bay Packers vs Los Angeles Rams
10/28/2018 at Los Angeles Memorial Coliseum

Final Individual Statistics

Green Bay Packers

Los Angeles Rams

RUSHING						RUSHING											
	ATT	YDS	AVG	LG	TD		ATT	YDS	AVG	LG	TD						
A.Jones	12	86	7.2	33	1	T.Gurley	25	114	4.6	23	0						
J.Williams	4	9	2.3	5	1	B.Cooks	2	9	4.5	5	0						
T.Montgomery	2	6	3.0	5	0	J.Goff	5	7	1.4	7	0						
A.Rodgers	1	5	5.0	5	0	M.Brown	1	7	7.0	7	0						
						J.Reynolds	1	-2	-2.0	-2	0						
Total	19	106	5.6	33	2	Total	34	135	4.0	23	0						
PASSING									PASSING								
ATT	CMP	YDS	SK/YD	TD	LG	IN	RT		ATT	CMP	YDS	SK/YD	TD	LG	IN	RT	
A.Rodgers	30	18	286	3/33	1	48	0	102.9	J.Goff	35	19	295	5/26	3	32	0	111.0
									J.Hekker	1	1	12	0/0	0	12	0	116.7
Total	30	18	286	3/33	1	48	0	102.9	Total	36	20	307	5/26	3	32	0	111.7
PASS RECEIVING								PASS RECEIVING									
TAR	REC	YDS	AVG	LG	TD			TAR	REC	YDS	AVG	LG	TD				
D.Adams	7	5	133	26.6	48	0	T.Gurley	7	6	81	13.5	32	1				
R.Cobb	5	4	40	10.0	18	0	R.Woods	7	5	70	14.0	19	0				
M.Valdes-Scantling	5	2	45	22.5	40	1	B.Cooks	8	3	74	24.7	32	0				
E.St. Brown	2	2	31	15.5	23	0	J.Reynolds	5	3	42	14.0	22	2				
A.Jones	2	2	0	0.0	1	0	G.Everett	2	1	22	22.0	22	0				
J.Graham	4	1	21	21.0	21	0	S.Shields	1	1	12	12.0	12	0				
G.Allison	1	1	14	14.0	14	0	T.Higbee	1	1	6	6.0	6	0				
T.Montgomery	2	1	2	2.0	2	0	N.Williams	1	0	0	0.0	0	0				
R.Tonyan	1	0	0	0.0	0	0											
J.Williams	1	0	0	0.0	0	0											
Total	30	18	286	15.9	48	1	Total	32	20	307	15.4	32	3				
INTERCEPTIONS						INTERCEPTIONS											
NO	YDS	AVG	LG	TD		NO	YDS	AVG	LG	TD							
Total	0	0	0	0	0	Total	0	0	0	0							
PUNTING								PUNTING									
NO	YDS	AVG	NET	TB	IN20	LG		NO	YDS	AVG	NET	TB	IN20	LG			
J.Scott	5	214	42.8	38.4	1	0	55	J.Hekker	7	316	45.1	43.3	0	3	52		
Total	5	214	42.8	38.4	1	0	55	Total	7	316	45.1	43.3	0	3	52		
PUNT RETURNS								PUNT RETURNS									
NO	YDS	AVG	FC	LG	TD			NO	YDS	AVG	FC	LG	TD				
T.Williams	1	13	13.0	2	13	0	J.Natson	2	2	1.0	0	2	0				
[DOWNED]	1	0	0.0	0	0	0	[DOWNED]	2	0	0.0	0	0	0				
[OUT OF BOUNDS]	3	0	0.0	0	0	0	[TOUCHBACK]	1	0	0.0	0	0	0				
Total	1	13	13.0	2	13	0	Total	2	2	1.0	0	2	0				
KICKOFF RETURNS								KICKOFF RETURNS									
NO	YDS	AVG	FC	LG	TD			NO	YDS	AVG	FC	LG	TD				
T.Montgomery	3	68	22.7	0	27	0	B.Countess	3	55	18.3	0	25	0				
[TOUCHBACK]	3	0	0.0	0	0	0	J.Natson	1	9	9.0	0	9	0				
							[TOUCHBACK]	3	0	0.0	0	0	0				
Total	3	68	22.7	0	27	0	Total	4	64	16.0	0	25	0				

Green Bay Packers

FUMBLES											
	FUM	LOST	OWN-REC	YDS	TD	FORCED	OPP-REC	YDS	TD	OUT-BDS	
T.Montgomery	1	1	0	0	0	0	0	0	0	0	
Total	1	1	0	0	0	0	0	0	0	0	

Los Angeles Rams

FUMBLES											
	FUM	LOST	OWN-REC	YDS	TD	FORCED	OPP-REC	YDS	TD	OUT-BDS	
R.Wilson	0	0	0	0	0	1	1	0	0	0	
Total	0	0	0	0	0	1	1	0	0	0	

Green Bay Packers vs Los Angeles Rams
10/28/2018 at Los Angeles Memorial Coliseum

Final Team Statistics

	Visitor Packers	Home Rams
TOTAL FIRST DOWNS	16	23
By Rushing	5	4
By Passing	11	18
By Penalty	0	1
THIRD DOWN EFFICIENCY	2-9-22%	8-18-44%
FOURTH DOWN EFFICIENCY	0-0-0%	1-1-100%
TOTAL NET YARDS	359	416
Total Offensive Plays (inc. times thrown passing)	52	75
Average gain per offensive play	6.9	5.5
NET YARDS RUSHING	106	135
Total Rushing Plays	19	34
Average gain per rushing play	5.6	4.0
Tackles for a loss-number and yards	2-3	4-9
NET YARDS PASSING	253	281
Times thrown - yards lost attempting to pass	3-33	5-26
Gross yards passing	286	307
PASS ATTEMPTS-COMPLETIONS-HAD INTERCEPTED	30-18-0	36-20-0
Avg gain per pass play (inc.# thrown passing)	7.7	6.9
KICKOFFS Number-In End Zone-Touchbacks	7-5-3	6-4-3
PUNTS Number and Average	5-42.8	7-45.1
Had Blocked	0	0
FGs - PATs Had Blocked	0-0	0-0
Net Punting Average	38.4	43.3
TOTAL RETURN YARDAGE (Not Including Kickoffs)	13	2
No. and Yards Punt Returns	1-13	2-2
No. and Yards Kickoff Returns	3-68	4-64
No. and Yards Interception Returns	0-0	0-0
PENALTIES Number and Yards	2-10	2-15
FUMBLES Number and Lost	1-1	0-0
TOUCHDOWNS	3	3
Rushing	2	0
Passing	1	3
EXTRA POINTS Made-Attempts	3-3	2-3
Kicking Made-Attempts	3-3	1-1
Passing Made-Attempts	0-0	1-1
Rushing Made-Attempts	0-0	0-1
FIELD GOALS Made-Attempts	2-2	2-2
RED ZONE EFFICIENCY	1-1-100%	2-4-50%
GOAL TO GO EFFICIENCY	1-1-100%	1-2-50%
SAFETIES	0	1
FINAL SCORE	27	29
TIME OF POSSESSION	25:50	34:10

Green Bay Packers vs Los Angeles Rams
10/28/2018 at Los Angeles Memorial Coliseum

Ball Possession And Drive Chart

Green Bay Packers

#	Time Recd	Time Lost	Time Poss	How Ball Obtained	Drive Began	# Play	Yds Gain	Yds Pen	Net Yds	1st Down	Last Scrm	How Given Up
1	15:00	11:26	3:34	Kickoff	GB 25	6	24	0	24	2	GB 49	Punt
2	8:04	6:01	2:03	Punt	GB 25	6	75	0	75	3	* LA 1	Touchdown
3	3:12	14:19	3:53	Punt	GB 32	7	45	0	45	2	LA 23	Field Goal
4	12:14	10:24	1:50	Punt	GB 18	3	3	0	3	0	GB 21	Punt
5	7:16	4:49	2:27	Punt	GB 4	5	21	0	21	1	GB 25	Punt
6	2:54	2:47	0:07	Punt	GB 1	1	-1	0	-1	0	GB 1	Safety
7	0:21	0:00	0:21	Kickoff	GB 29	1	5	0	5	0	GB 29	End of Half
8	13:57	9:38	4:19	Punt	GB 27	9	38	0	38	3	LA 35	Field Goal
9	7:19	6:07	1:12	Kickoff	GB 21	3	5	0	5	0	GB 26	Punt
10	1:50	0:13	1:37	Kickoff	GB 25	5	75	0	75	2	LA 33	Touchdown
11	11:39	8:50	2:49	Kickoff	GB 25	5	75	0	75	3	LA 40	Touchdown
12	6:49	5:20	1:29	Punt	GB 21	3	-6	0	-6	0	GB 15	Punt
13	2:05	1:56	0:09	Kickoff		0	0	0	0	0		Fumble

(253) Average GB 21

Los Angeles Rams

#	Time Recd	Time Lost	Time Poss	How Ball Obtained	Drive Began	# Play	Yds Gain	Yds Pen	Net Yds	1st Down	Last Scrm	How Given Up
1	11:26	8:04	3:22	Punt	LA 20	6	19	0	19	1	LA 39	Punt
2	6:01	3:12	2:49	Kickoff	LA 11	6	19	0	19	2	LA 30	Punt
3	14:19	12:14	2:05	Kickoff	LA 25	4	5	5	10	1	LA 35	Punt
4	10:24	7:16	3:08	Punt	LA 38	7	19	0	19	1	GB 43	Punt
5	4:49	2:54	1:55	Punt	LA 20	6	27	0	27	1	LA 47	Punt
6	2:47	0:21	2:26	Kickoff	LA 28	7	72	0	72	4	* GB 1	Touchdown
7	15:00	13:57	1:03	Kickoff	LA 20	3	5	0	5	0	LA 25	Punt
8	9:38	7:19	2:19	Kickoff	LA 25	7	75	0	75	4	GB 30	Touchdown
9	6:07	1:50	4:17	Punt	LA 34	8	71	-5	66	4	* GB 19	Touchdown
10	0:13	11:39	3:34	Kickoff	LA 25	8	50	0	50	2	GB 25	Field Goal
11	8:50	6:49	2:01	Kickoff	LA 27	4	4	5	9	1	LA 36	Punt
12	5:20	2:05	3:15	Punt	GB 40	7	34	-10	24	1	* GB 16	Field Goal
13	1:56	0:00	1:56	Fumble	GB 21	4	16	0	16	1	* GB 4	End of Game

(412) Average LA 32

* inside opponent's 20

Time of Possession by Quarter

	1st	2nd	3rd	4th	OT	Total
Visitor Green Bay Packers	8:49	5:26	7:08	4:27		25:50
Home Los Angeles Rams	6:11	9:34	7:52	10:33		34:10

Kickoff Drive No.-Start Average

Packers: 5 - GB 25 Rams: 7 - LA 23

Green Bay Packers vs Los Angeles Rams
10/28/2018 at Los Angeles Memorial Coliseum

Final Defensive Statistics

Green Bay Packers	Regular Defensive Plays											Special Teams					Misc			
	TKL	AST	COMB	SK	/ YDS	TFL	Q	IN	PD	FF	FR	TKL	AST	FF	FR	BL	TKL	AST	FF	FR
B.Martinez	7	5	12	1	10	2	1	0	0	0	0	0	0	0	0	0	0	0	0	0
C.Matthews	7	0	7	1	0	0	2	0	0	0	0	0	0	0	0	0	0	0	0	0
J.Alexander	7	0	7	0	0	0	0	0	5	0	0	0	0	0	0	0	0	0	0	0
J.Whitehead	5	1	6	0	0	1	0	0	0	0	0	1	0	0	0	0	0	0	0	0
K.Clark	3	2	5	2	12	2	3	0	0	0	0	0	0	0	0	0	0	0	0	0
R.Gilbert	4	0	4	0	0	2	1	0	0	0	0	0	0	0	0	0	0	0	0	0
H.Clinton-Dix	4	0	4	0	0	0	0	0	0	0	0	0	0	0	0	0	0	0	0	0
N.Perry	2	2	4	0	0	0	0	0	0	0	0	0	0	0	0	0	0	0	0	0
M.Daniels	2	1	3	0	0	0	0	0	0	0	0	0	0	0	0	0	0	0	0	0
K.King	2	0	2	0	0	0	0	0	1	0	0	0	0	0	0	0	0	0	0	0
D.Lowry	2	0	2	0	0	0	0	0	0	0	0	0	0	0	0	0	0	0	0	0
T.Williams	2	0	2	0	0	0	0	0	0	0	0	0	0	0	0	0	0	0	0	0
K.Fackrell	1	1	2	1	4	1	1	0	0	0	0	0	0	0	0	0	0	0	0	0
K.Brice	1	0	1	0	0	0	0	0	1	0	0	0	0	0	0	0	0	0	0	0
O.Burks	1	0	1	0	0	0	0	0	0	0	0	2	0	0	0	0	0	0	0	0
R.Greene	1	0	1	0	0	0	0	0	0	0	0	0	0	0	0	0	0	0	0	0
M.Adams	0	1	1	0	0	0	0	0	0	0	0	0	0	0	0	0	0	0	0	0
J.Jones	0	0	0	0	0	0	0	0	0	0	0	2	0	0	0	0	0	0	0	0
A.Morrison	0	0	0	0	0	0	0	0	0	0	0	1	0	0	0	0	0	0	0	0
J.Crawford	0	0	0	0	0	0	0	0	0	0	0	1	0	0	0	0	0	0	0	0
Total	51	13	64	5	26	8	8	0	7	0	0	7	0	0	0	0	0	0	0	0

TKL = Tackle AST = Assist COMB = Combined QH=QB Hit IN = Interception PD = Pass Defense FF = Forced Fumble FR = Fumble Recovery

Los Angeles Rams	Regular Defensive Plays											Special Teams					Misc			
	TKL	AST	COMB	SK	/ YDS	TFL	QH	IN	PD	FF	FR	TKL	AST	FF	FR	BL	TKL	AST	FF	FR
C.Littleton	7	1	8	1	14	1	1	0	0	0	0	0	0	0	0	0	0	0	0	0
M.Peters	5	1	6	0	0	0	0	0	0	0	0	0	0	0	0	0	0	0	0	0
M.Barron	5	1	6	0	0	1	0	0	0	0	0	0	0	0	0	0	0	0	0	0
J.Johnson	3	2	5	0	0	0	0	0	1	0	0	0	0	0	0	0	0	0	0	0
L.Joyner	3	1	4	0	0	0	0	0	0	0	0	0	0	0	0	0	0	0	0	0
S.Ebukam	2	2	4	0	0	0	0	0	0	0	0	0	0	0	0	0	0	0	0	0
N.Robey	3	0	3	0	0	1	0	0	0	0	0	0	0	0	0	0	0	0	0	0
A.Donald	2	1	3	2	19	2	4	0	0	0	0	0	0	0	0	0	0	0	0	0
N.Suh	2	0	2	0	0	0	1	0	0	0	0	0	0	0	0	0	0	0	0	0
M.Brockers	2	0	2	0	0	1	0	0	0	0	0	0	0	0	0	0	0	0	0	0
T.Hill	1	0	1	0	0	0	0	0	1	0	0	0	0	0	0	0	0	0	0	0
M.Longacre	0	0	0	0	0	0	2	0	0	0	0	0	0	0	0	0	0	0	0	0
R.Wilson	0	0	0	0	0	0	0	0	0	0	0	2	0	1	1	0	0	0	0	0
J.Lawler	0	0	0	0	0	0	0	0	0	0	0	0	1	0	0	0	0	0	0	0
S.Shields	0	0	0	0	0	0	0	0	0	0	0	0	1	0	0	0	0	0	0	0
M.Christian	0	0	0	0	0	0	0	0	0	0	0	0	1	0	0	0	0	0	0	0
K.Hodge	0	0	0	0	0	0	0	0	0	0	0	0	1	0	0	0	0	0	0	0
Total	35	9	44	3	33	6	8	0	2	0	0	2	4	1	1	0	0	0	0	0

Green Bay Packers vs Los Angeles Rams
10/28/2018 at Los Angeles Memorial Coliseum

First Half Summary

PERIOD SCORES

Packers	7	3 = 10
Rams	0	8 = 8

TIME OF POSSESSION

Packers	14:15
Rams	15:45

Scoring Plays

Team	Qtr	Time	Play Description (Extra Point) (Drive Info)	Visitor	Home
Packers	1	6:01	J.Williams 1 yd. run (M.Crosby kick) (6-75, 2:03)	7	0
Packers	2	14:19	M.Crosby 41 yd. Field Goal (7-45, 3:53)	10	0
Rams	2	2:47	A.Jones tackled in end zone by M.Barron for a Safety	10	2
Rams	2	0:21	J.Reynolds 1 yd. pass from J.Goff (run failed) (7-72, 2:26)	10	8

	Green Bay Packers	Los Angeles Rams
TOTAL FIRST DOWNS	8	10
First Downs Rushing-Passing-by Penalty	3 - 5 - 0	0 - 10 - 0
THIRD DOWN EFFICIENCY	1-5-20%	3-9-33%
TOTAL NET YARDS	172	161
Total Offensive Plays	28	36
NET YARDS RUSHING	59	34
NET YARDS PASSING	113	127
Gross Yards Passing	127	149
Times thrown-yards lost attempting to pass	1-14	3-22
Pass Attempts-Completions-Had Intercepted	13 - 7 - 0	20 - 11 - 0
Punts-Number and Average	3 - 49.7	5 - 45
Penalties-Number and Yards	1 - 5	0 - 0
Fumbles-Number and Lost	0 - 0	0 - 0
Red Zone Efficiency	1-1-100%	1-1-100%
Average Drive Start	GB 19	LA 24

Green Bay Packers										Los Angeles Rams									
RUSHING										RUSHING									
	ATT	YDS	AVG	LG	TD		ATT	YDS	AVG	LG	TD								
A.Jones	8	44	5.5	13	0	T.Gurley	13	34	2.6	7	0								
T.Montgomery	2	6	3.0	5	0														
A.Rodgers	1	5	5.0	5	0														
J.Williams	3	4	1.3	5	1														
Total	14	59	4.2	13	1	Total	13	34	2.6	7	0								
PASSING										PASSING									
	ATT	CMP	YDS	SK/YD	TD	LG	IN	RT		ATT	CMP	YDS	SK/YD	TD	LG	IN	RT		
A.Rodgers	13	7	127	1/14	0	48	0	87.7	J.Goff	19	10	137	3/22	1	32	0	93.5		
									J.Hekker	1	1	12	0/0	0	12	0	116.7		
Total	13	7	127	1/14	0	48	0	87.7	Total	20	11	149	3/22	1	32	0	95.6		
PASS RECEIVING										PASS RECEIVING									
	TAR	REC	YDS	AVG	LG	TD		TAR	REC	YDS	AVG	LG	TD						
R.Cobb	2	2	28	14.0	18	0	T.Gurley	5	4	49	12.3	32	0						
D.Adams	2	1	48	48.0	48	0	R.Woods	3	2	34	17.0	19	0						
E.St. Brown	1	1	23	23.0	23	0	J.Reynolds	3	2	23	11.5	22	1						
J.Graham	3	1	21	21.0	21	0	B.Cooks	4	1	25	25.0	25	0						
M.Valdes-Scantling	2	1	5	5.0	5	0	S.Shields	1	1	12	12.0	12	0						
T.Montgomery	1	1	2	2.0	2	0	T.Higbee	1	1	6	6.0	6	0						
R.Tonyan	1	0	0	0.0	0	0	G.Everett	1	0	0	0.0	0	0						
J.Williams	1	0	0	0.0	0	0													
Total	13	7	127	18.1	48	0	Total	18	11	149	13.5	32	1						

Green Bay Packers													Regular Defensive Plays					Special Teams					Misc			
	TKL	AST	COMB	SK	YDS	TFL	Q	IN	PD	FF	FR	TKL	AST	FF	FR	BL	TKL	AST	FF	FR						
B.Martinez	4	4	8	1	10	2	1	0	0	0	0	0	0	0	0	0	0	0	0	0						
K.Clark	3	2	5	2	12	2	2	0	0	0	0	0	0	0	0	0	0	0	0	0						
J.Whitehead	3	1	4	0	0	0	0	0	0	0	0	1	0	0	0	0	0	0	0	0						
H.Clinton-Dix	3	0	3	0	0	0	0	0	0	0	0	0	0	0	0	0	0	0	0	0						
Total	13	7	20	3	22	4	3	0	0	0	0	1	0	0	0	0	0	0	0	0						

Play By Play

First Quarter

10/28/2018

LA wins the coin toss and elects to defer. GB elects to Receive, and LA elects to defend the east goal.

G.Zuerlein kicks 65 yards from LA 35 to end zone, Touchback.

Green Bay Packers at 15:00

1-10-GB 25	(15:00) A.Jones up the middle to GB 38 for 13 yards (J.Johnson).	R1
<u>1-10-GB 38</u>	(14:22) A.Jones right end to GB 45 for 7 yards (J.Johnson).	
2-3-GB 45	(13:42) A.Rodgers pass short left to R.Cobb to LA 45 for 10 yards (N.Robey, M.Peters).	P2
<u>1-10-LA 45</u>	(13:00) (Shotgun) A.Rodgers pass incomplete short right to R.Tonyan.	
2-10-LA 45	(12:57) A.Jones up the middle to LA 37 for 8 yards (M.Barron).	
3-2-LA 37	(12:14) (Shotgun) A.Rodgers sacked at GB 49 for -14 yards (C.Littleton).	
4-16-GB 49	(11:32) L.Kendricks reported in as eligible. J.Scott punts 51 yards to end zone, Center-H.Bradley, Touchback.	

Los Angeles Rams at 11:26

1-10-LA 20	(11:26) T.Gurley right end to LA 27 for 7 yards (K.King).	
2-3-LA 27	(10:51) (No Huddle) T.Gurley right tackle to LA 28 for 1 yard (N.Perry; K.Clark).	
3-2-LA 28	(10:31) (No Huddle, Shotgun) J.Goff pass short left to T.Higbee pushed ob at LA 34 for 6 yards (J.Alexander).	P1
<u>1-10-LA 34</u>	(9:53) T.Gurley right tackle to LA 36 for 2 yards (D.Lowry, M.Daniels).	
2-8-LA 36	(9:18) (No Huddle) T.Gurley right guard to LA 40 for 4 yards (C.Matthews).	
3-4-LA 40	(8:55) (No Huddle, Shotgun) J.Goff sacked at LA 39 for -1 yards (K.Clark).	
4-5-LA 39	(8:11) J.Hekker punts 36 yards to GB 25, Center-J.McQuaide, out of bounds.	

Green Bay Packers at 8:04

1-10-GB 25	(8:04) J.Williams left end to GB 30 for 5 yards (M.Barron).	
2-5-GB 30	(7:24) A.Rodgers pass incomplete short right to J.Williams.	
3-5-GB 30	(7:18) (Shotgun) A.Rodgers pass deep left to D.Adams to LA 22 for 48 yards (L.Joyner).	P3
<u>1-10-LA 22</u>	(6:26) A.Rodgers pass deep middle to J.Graham for 22 yards, TOUCHDOWN. The Replay Official reviewed the runner broke the plane ruling, and the play was REVERSED. A.Rodgers pass deep middle to J.Graham to LA 1 for 21 yards (C.Littleton; L.Joyner).	P4
<u>1-1-LA 1</u>	(6:11) A.Rodgers pass incomplete short right to J.Graham [M.Longacre].	
2-1-LA 1	(6:05) J.Williams left guard for 1 yard, TOUCHDOWN. M.Crosby extra point is GOOD, Center-H.Bradley, Holder-J.Scott.	R5

GB 7 LA 0, 6 plays, 75 yards, 2:03 drive, 8:59 elapsed

M.Crosby kicks 66 yards from GB 35 to LA -1. B.Countess to LA 11 for 12 yards (O.Burks).

Los Angeles Rams at 6:01, (1st play from scrimmage 5:52)

1-10-LA 11	(5:52) J.Goff pass short middle to R.Woods to LA 30 for 19 yards (K.Brice).	P2
<u>1-10-LA 30</u>	(5:15) T.Gurley right tackle to LA 34 for 4 yards (N.Perry, B.Martinez).	
2-6-LA 34	(4:50) (No Huddle) J.Goff pass short right to T.Gurley to LA 40 for 6 yards (B.Martinez).	P3
<u>1-10-LA 40</u>	(4:07) (Shotgun) J.Goff pass incomplete short right [C.Matthews].	
2-10-LA 40	(4:01) (Shotgun) J.Goff pass incomplete short right to B.Cooks.	
3-10-LA 40	(3:57) (Shotgun) J.Goff sacked at LA 30 for -10 yards (B.Martinez).	
4-20-LA 30	(3:22) J.Hekker punts 51 yards to GB 19, Center-J.McQuaide. T.Williams to GB 32 for 13 yards (J.Lawler; S.Shields).	

Green Bay Packers at 3:12

1-10-GB 32	(3:12) A.Rodgers pass deep left to E.St. Brown to LA 45 for 23 yards (L.Joyner).	P6
<u>1-10-LA 45</u>	(2:29) A.Rodgers scrambles left end to LA 40 for 5 yards (S.Ebukam).	
2-5-LA 40	(1:49) (Shotgun) A.Jones up the middle to LA 30 for 10 yards (S.Ebukam; J.Johnson).	R7
<u>1-10-LA 30</u>	(1:08) A.Jones right guard to LA 26 for 4 yards (M.Barron, S.Ebukam).	
2-6-LA 26	(:28) A.Jones left end to LA 25 for 1 yard (C.Littleton).	

END OF QUARTER

	Score	Time Poss	First Downs				Efficiencies	
			R	P	X	T	3 Down	4 Down
Green Bay Packers	7	8:49	3	4	0	7	1/2	0/0
Los Angeles Rams	0	6:11	0	3	0	3	1/3	0/0

Second Quarter

10/28/2018

Play By Play

Green Bay Packers continued.

3-5-LA 25 (15:00) (Shotgun) A.Jones left end to LA 23 for 2 yards (C.Littleton).

4-3-LA 23 (14:23) **M.Crosby 41 yard field goal is GOOD, Center-H.Bradley, Holder-J.Scott.**
GB 10 LA 0, 7 plays, 45 yards, 3:53 drive, 0:41 elapsed

M.Crosby kicks 65 yards from GB 35 to end zone, Touchback.

Los Angeles Rams at 14:19

1-10-LA 25 (14:19) *PENALTY on GB-D.Lowry, Neutral Zone Infraction, 5 yards, enforced at LA 25 - No Play.*

1-5-LA 30 (14:19) J.Goff pass short middle to R.Woods to LA 45 for 15 yards (H.Clinton-Dix). P4

1-10-LA 45 (13:49) (No Huddle) J.Goff pass short right to T.Gurley to LA 46 for 1 yard (B.Martinez).

2-9-LA 46 (13:06) (Shotgun) J.Goff pass incomplete short right.

Timeout #1 by LA at 12:59.

3-9-LA 46 (12:59) (Shotgun) J.Goff sacked at LA 35 for -11 yards (K.Clark).

4-20-LA 35 (12:22) J.Hekker punts 47 yards to GB 18, Center-J.McQuaide, fair catch by T.Williams.

Green Bay Packers at 12:14

1-10-GB 18 (12:14) (Shotgun) A.Rodgers pass short left to T.Montgomery to GB 20 for 2 yards (C.Littleton).

2-8-GB 20 (11:27) T.Montgomery up the middle to GB 21 for 1 yard (S.Ebukam, A.Donald).

3-7-GB 21 (10:42) (Shotgun) A.Rodgers pass incomplete deep middle to J.Graham (J.Johnson) [A.Donald].

4-7-GB 21 (10:36) J.Scott punts 43 yards to LA 36, Center-H.Bradley. J.Natson to LA 38 for 2 yards (J.Whitehead).

Los Angeles Rams at 10:24

1-10-LA 38 (10:24) T.Gurley right tackle to LA 40 for 2 yards (K.Clark).

2-8-LA 40 (9:44) T.Gurley left guard to LA 47 for 7 yards (J.Whitehead; M.Adams).

3-1-LA 47 (9:09) (No Huddle) T.Gurley right tackle to LA 45 for -2 yards (B.Martinez).

4-3-LA 45 (8:29) (Punt formation) J.Hekker pass short right to S.Shields to GB 43 for 12 yards (R.Greene). P5

1-10-GB 43 (7:45) J.Goff pass incomplete deep right to B.Cooks (J.Alexander).

2-10-GB 43 (7:36) (Shotgun) J.Goff pass incomplete short left to G.Everett.

3-10-GB 43 (7:32) (Shotgun) J.Goff pass incomplete short left to T.Gurley.

4-10-GB 43 (7:25) *(Punt formation) Penalty on LA, Delay of Game, declined.*

4-10-GB 43 (7:25) J.Hekker punts 39 yards to GB 4, Center-J.McQuaide, out of bounds.

Green Bay Packers at 7:16

1-10-GB 4 (7:16) A.Rodgers pass short left to M.Valdes-Scantling to GB 9 for 5 yards (M.Peters).

2-5-GB 9 (6:39) A.Rodgers pass short middle to R.Cobb to GB 27 for 18 yards (T.Hill). P8

1-10-GB 27 (5:57) J.Williams up the middle to GB 25 for -2 yards (M.Brockers).

Timeout #1 by GB at 05:08.

2-12-GB 25 (5:08) (Shotgun) A.Rodgers pass incomplete short right to M.Valdes-Scantling.

3-12-GB 25 (5:03) (Shotgun) A.Rodgers pass incomplete short left to D.Adams [A.Donald].

4-12-GB 25 (4:58) J.Scott punts 55 yards to LA 20, Center-H.Bradley. J.Natson to LA 20 for no gain (J.Jones).

Los Angeles Rams at 4:49

1-10-LA 20 (4:49) T.Gurley left guard to LA 25 for 5 yards (J.Whitehead).

2-5-LA 25 (4:09) J.Goff pass incomplete short middle to B.Cooks (J.Alexander).

3-5-LA 25 (4:03) (No Huddle, Shotgun) J.Goff pass short middle to J.Reynolds to LA 47 for 22 yards (H.Clinton-Dix). P6

1-10-LA 47 (3:24) (No Huddle) J.Goff pass incomplete short left to J.Reynolds (K.Brice) [R.Gilbert].

2-10-LA 47 (3:17) T.Gurley right tackle to LA 47 for no gain (B.Martinez; K.Fackrell).

Timeout #2 by GB at 03:10.

Timeout #2 by LA at 03:10.

3-10-LA 47 (3:10) (Shotgun) J.Goff pass incomplete short middle to R.Woods (J.Alexander).

4-10-LA 47 (3:04) J.Hekker punts 52 yards to GB 1, Center-J.McQuaide, downed by LA-S.Shields.

Green Bay Packers at 2:54

1-10-GB 1 (2:54) **A.Jones up the middle tackled in End Zone for -1 yards, SAFETY (M.Barron).**
GB 10 LA 2, Safety, 12:13 elapsed

J.Scott kicks 61 yards from GB 20 to LA 19. J.Natson to LA 28 for 9 yards (J.Jones).

Green Bay Packers vs Los Angeles Rams at Los Angeles Memorial Coliseum

Los Angeles Rams at 2:47, (1st play from scrimmage 2:40)

1-10-LA 28 (2:40) T.Gurley left tackle to LA 30 for 2 yards (M.Daniels, N.Perry).

Timeout #3 by GB at 02:32.

2-8-LA 30 (2:32) (Shotgun) J.Goff pass short left to T.Gurley ran ob at LA 40 for 10 yards (J.Whitehead). P7

1-10-LA 40 (2:19) (Shotgun) J.Goff pass incomplete deep left to B.Cooks. P8
 Los Angeles Rams challenged the incomplete pass ruling, and the play was REVERSED.
 (Shotgun) J.Goff pass deep left to B.Cooks to GB 35 for 25 yards (J.Alexander).

Two-Minute Warning

1-10-GB 35 (2:00) (Shotgun) J.Goff pass incomplete deep left to T.Gurley (J.Whitehead). P9
 The Replay Official reviewed the incomplete pass ruling, and the play was REVERSED.

(Shotgun) J.Goff pass deep left to T.Gurley pushed ob at GB 3 for 32 yards (J.Whitehead).

1-3-GB 3 (1:55) T.Gurley up the middle to GB 1 for 2 yards (H.Clinton-Dix, B.Martinez).

2-1-GB 1 (1:07) T.Gurley up the middle to GB 1 for no gain (K.Clark; B.Martinez).

3-1-GB 1 (:25) (Shotgun) J.Goff pass short left to J.Reynolds for 1 yard, TOUCHDOWN. P10

(Run formation) TWO-POINT CONVERSION ATTEMPT. T.Gurley rushes up the middle. ATTEMPT FAILS.

GB 10 LA 8, 7 plays, 72 yards, 2:26 drive, 14:39 elapsed

G.Zuerlein kicks 63 yards from LA 35 to GB 2. T.Montgomery to GB 29 for 27 yards (R.Wilson).

Green Bay Packers at 0:21, (1st play from scrimmage 0:13)

1-10-GB 29 (:13) (Shotgun) T.Montgomery right tackle to GB 34 for 5 yards (N.Suh).

END OF QUARTER

	Score	Time Poss	First Downs				Efficiencies	
			R	P	X	T	3 Down	4 Down
Green Bay Packers	10	5:26	0	1	0	1	0/3	0/0
Los Angeles Rams	8	9:34	0	7	0	7	2/6	1/1

Third Quarter

10/28/2018

Play By Play

LA elects to Receive, and GB elects to defend the goal.

M.Crosby kicks 70 yards from GB 35 to LA -5. B.Countess pushed ob at LA 20 for 25 yards (A.Morrison).

Los Angeles Rams at 15:00, (1st play from scrimmage 14:54)

- 1-10-LA 20 (14:54) B.Cooks right end to LA 25 for 5 yards (B.Martinez).
 2-5-LA 25 (14:17) J.Goff pass incomplete short right to J.Reynolds [K.Clark].
 3-5-LA 25 (14:11) (Shotgun) J.Goff pass incomplete deep right to B.Cooks (K.King).
 4-5-LA 25 (14:05) J.Hekker punts 48 yards to GB 27, Center-J.McQuaide, fair catch by T.Williams.

Green Bay Packers at 13:57

- 1-10-GB 27 (13:57) (Shotgun) A.Rodgers pass short right to D.Adams to GB 36 for 9 yards (M.Peters).
 2-1-GB 36 (13:29) (No Huddle, Shotgun) A.Jones up the middle to GB 40 for 4 yards (M.Brockers, J.Johnson). R9
1-10-GB 40 (13:03) (Shotgun) A.Rodgers pass short left to R.Cobb to GB 48 for 8 yards (M.Barron).
 2-2-GB 48 (12:26) (Shotgun) A.Rodgers pass short right to R.Cobb to LA 48 for 4 yards (C.Littleton). P10
1-10-LA 48 (11:46) (No Huddle, Shotgun) A.Rodgers pass short left to G.Allison to LA 34 for 14 yards (N.Robey). P11
1-10-LA 34 (11:10) (No Huddle, Shotgun) A.Rodgers pass short right to E.St. Brown pushed ob at LA 26 for 8 yards (M.Peters).
 2-2-LA 26 (10:33) (No Huddle, Shotgun) A.Rodgers pass incomplete short left to M.Valdes-Scantling [M.Longacre].
 3-2-LA 26 (10:26) (Shotgun) A.Rodgers sacked at LA 35 for -9 yards (A.Donald).
 4-11-LA 35 **(9:43) M.Crosby 53 yard field goal is GOOD, Center-H.Bradley, Holder-J.Scott.**

GB 13 LA 8, 9 plays, 38 yards, 4:19 drive, 5:22 elapsed

M.Crosby kicks 65 yards from GB 35 to end zone, Touchback.

Los Angeles Rams at 9:38

- 1-10-LA 25 (9:38) T.Gurley left tackle to LA 36 for 11 yards (K.King). R11
1-10-LA 36 (9:04) (No Huddle) J.Goff pass incomplete short right.
 2-10-LA 36 (8:57) (Shotgun) J.Goff pass incomplete short middle to N.Williams (J.Alexander).
 3-10-LA 36 (8:53) (No Huddle, Shotgun) J.Goff pass short left to G.Everett pushed ob at GB 42 for 22 yards (C.Matthews). P12
1-10-GB 42 (8:27) (No Huddle) J.Goff scrambles right end ran ob at GB 35 for 7 yards (T.Williams).
 2-3-GB 35 (7:46) T.Gurley right end pushed ob at GB 30 for 5 yards (O.Burks). R13
1-10-GB 30 **(7:28) (No Huddle, Shotgun) J.Goff pass short middle to T.Gurley for 30 yards, TOUCHDOWN.** P14
 (Pass formation) TWO-POINT CONVERSION ATTEMPT. J.Goff pass to T.Gurley is complete. ATTEMPT SUCCEEDS.

GB 13 LA 16, 7 plays, 75 yards, 2:19 drive, 7:41 elapsed

G.Zuerlein kicks 63 yards from LA 35 to GB 2. T.Montgomery to GB 21 for 19 yards (M.Christian; K.Hodge).

Green Bay Packers at 7:19, (1st play from scrimmage 7:12)

- 1-10-GB 21 (7:12) J.Williams right guard to GB 26 for 5 yards (J.Johnson, M.Barron).
 2-5-GB 26 (6:31) A.Rodgers pass incomplete short right to M.Valdes-Scantling [N.Suh].
 3-5-GB 26 (6:25) (Shotgun) A.Rodgers pass incomplete short left to D.Adams.
 4-5-GB 26 (6:19) J.Scott punts 40 yards to LA 34, Center-H.Bradley, downed by GB-J.Crawford.

Los Angeles Rams at 6:07

- 1-10-LA 34 (6:07) J.Goff pass short middle to B.Cooks to GB 49 for 17 yards (J.Alexander). P15
1-10-GB 49 (5:32) (No Huddle) M.Brown right tackle to GB 42 for 7 yards (N.Perry, B.Martinez).
 2-3-GB 42 (4:59) (No Huddle) J.Goff pass incomplete deep right.
 3-3-GB 42 (4:52) (Shotgun) J.Goff pass short left to R.Woods to GB 30 for 12 yards (J.Alexander). P16
1-10-GB 30 (4:23) (No Huddle) J.Goff sacked at GB 34 for -4 yards (K.Fackrell).
 2-14-GB 34 (3:42) (Shotgun) J.Goff pass short right to G.Everett to GB 5 for 29 yards (K.Brice).
PENALTY on LA-R.Woods, Illegal Shift, 5 yards, enforced at GB 34 - No Play.
 2-19-GB 39 (3:04) (Shotgun) J.Goff pass deep left to R.Woods to GB 20 for 19 yards (H.Clinton-Dix). P17
1-10-GB 20 (2:35) (No Huddle) J.Goff scrambles right end ran ob at GB 19 for 1 yard (R.Gilbert).
 2-9-GB 19 **(1:56) (Shotgun) J.Goff pass short middle to J.Reynolds for 19 yards, TOUCHDOWN.** P18
 G.Zuerlein extra point is GOOD, Center-J.McQuaide, Holder-J.Hekker.

GB 13 LA 23, 8 plays, 66 yards, 4:17 drive, 13:10 elapsed

G.Zuerlein kicks 65 yards from LA 35 to end zone, Touchback.

Green Bay Packers at 1:50

Green Bay Packers vs Los Angeles Rams at Los Angeles Memorial Coliseum

- 1-10-GB 25 (1:50) (Shotgun) A.Jones up the middle to GB 26 for 1 yard (C.Littleton).
- 2-9-GB 26 (1:09) (Shotgun) A.Rodgers pass incomplete short right to J.Graham (T.Hill).
Timeout #1 by LA at 01:04.
- 3-9-GB 26 (1:04) (No Huddle, Shotgun) A.Rodgers pass deep middle to D.Adams to LA 33 for 41 yards (M.Peters). P12
- 1-10-LA 33 (:25) (No Huddle, Shotgun) A.Rodgers pass incomplete short left to R.Cobb.
- 2-10-LA 33 (:21) (Shotgun) **A.Jones up the middle for 33 yards, TOUCHDOWN.** R13
M.Crosby extra point is GOOD, Center-H.Bradley, Holder-J.Scott.

GB 20 LA 23, 5 plays, 75 yards, 1:37 drive, 14:47 elapsed
--

M.Crosby kicks 65 yards from GB 35 to end zone, Touchback.

Los Angeles Rams at 0:13

- 1-10-LA 25 (:13) T.Gurley left tackle to LA 33 for 8 yards (B.Martinez).

END OF QUARTER	Score	Time Poss	First Downs				Efficiencies	
			R	P	X	T	3 Down	4 Down
Green Bay Packers	20	7:08	2	3	0	5	1/3	0/0
Los Angeles Rams	23	7:52	2	6	0	8	2/3	0/0

Fourth Quarter

10/28/2018

Play By Play

Los Angeles Rams continued.

2-2-LA 33	(15:00) T.Gurley right tackle to LA 33 for no gain (C.Matthews).	
3-2-LA 33	(14:40) (No Huddle, Shotgun) J.Goff pass short middle to R.Woods to LA 38 for 5 yards (J.Whitehead).	P19
<u>1-10-LA 38</u>	(14:12) (No Huddle) J.Goff pass deep left to B.Cooks pushed ob at GB 30 for 32 yards (J.Alexander).	P20
<u>1-10-GB 30</u>	(13:39) (No Huddle) T.Gurley right end to GB 31 for -1 yards (R.Gilbert).	
2-11-GB 31	(13:02) (No Huddle, Shotgun) J.Goff scrambles right end ran ob at GB 27 for 4 yards (C.Matthews).	
3-7-GB 27	(12:23) (Shotgun) J.Goff pass short middle to T.Gurley to GB 25 for 2 yards (B.Martinez).	
4-5-GB 25	(11:44) G.Zuerlein 43 yard field goal is GOOD, Center-J.McQuaide, Holder-J.Hekker.	

GB 20 LA 26, 8 plays, 50 yards, 3:34 drive, 3:21 elapsed

G.Zuerlein kicks 65 yards from LA 35 to end zone, Touchback.

Green Bay Packers at 11:39

1-10-GB 25	(11:39) (Shotgun) A.Rodgers pass short left to D.Adams ran ob at GB 40 for 15 yards (M.Peters).	P14
<u>1-10-GB 40</u>	(11:05) (Shotgun) A.Rodgers pass short right to A.Jones to GB 39 for -1 yards (N.Robey).	
2-11-GB 39	(10:20) (Shotgun) A.Rodgers pass short left to D.Adams to LA 41 for 20 yards (L.Joyner).	P15
<u>1-10-LA 41</u>	(9:40) (Shotgun) A.Rodgers pass short left to A.Jones pushed ob at LA 40 for 1 yard (C.Littleton).	
2-9-LA 40	(8:57) (No Huddle, Shotgun) A.Rodgers pass deep right to M.Valdes-Scantling for 40 yards, TOUCHDOWN.	P16
	M.Crosby extra point is GOOD, Center-H.Bradley, Holder-J.Scott.	

GB 27 LA 26, 5 plays, 75 yards, 2:49 drive, 6:10 elapsed

M.Crosby kicks 56 yards from GB 35 to LA 9. B.Countess to LA 27 for 18 yards (O.Burks).

Los Angeles Rams at 8:50, (1st play from scrimmage 8:44)

1-10-LA 27	(8:44) T.Gurley left guard to LA 35 for 8 yards (D.Lowry).	
	<i>PENALTY on GB-K.Clark, Defensive Holding, 5 yards, enforced at LA 35.</i>	X21
<u>1-10-LA 40</u>	(8:09) J.Goff left end to LA 36 for -4 yards (J.Whitehead).	
2-14-LA 36	(7:41) (Shotgun) J.Goff pass incomplete deep right to R.Woods.	
	Timeout #2 by LA at 07:35.	
3-14-LA 36	(7:35) (Shotgun) J.Goff sacked at LA 36 for 0 yards (C.Matthews).	
4-14-LA 36	(6:58) J.Hekker punts 43 yards to GB 21, Center-J.McQuaide, out of bounds.	

Green Bay Packers at 6:49

1-10-GB 21	(6:49) (Shotgun) A.Rodgers pass incomplete short right to T.Montgomery.	
2-10-GB 21	(6:45) A.Jones left tackle to GB 25 for 4 yards (N.Suh).	
	Timeout #1 by GB at 05:57.	
3-6-GB 25	(5:57) (Shotgun) A.Rodgers sacked at GB 15 for -10 yards (A.Donald).	
4-16-GB 15	(5:30) J.Scott punts 25 yards to GB 40, Center-H.Bradley, downed by GB-L.Kendricks.	

Los Angeles Rams at 5:20

1-10-GB 40	(5:20) B.Cooks left end to GB 36 for 4 yards (J.Alexander).	
2-6-GB 36	(4:41) (No Huddle) J.Goff pass incomplete deep right to B.Cooks (J.Alexander).	
3-6-GB 36	(4:35) T.Gurley left tackle to GB 13 for 23 yards (J.Alexander).	R22
<u>1-10-GB 13</u>	(3:46) T.Gurley left guard to GB 13 for no gain (M.Daniels).	
	Timeout #2 by GB at 03:40.	
2-10-GB 13	(3:40) (Shotgun) J.Goff scrambles up the middle to GB 9 for 4 yards (B.Martinez).	
	<i>PENALTY on LA-R.Saffold, Offensive Holding, 10 yards, enforced at GB 13 - No Play.</i>	
2-20-GB 23	(3:35) T.Gurley left guard to GB 19 for 4 yards (R.Gilbert).	
3-16-GB 19	(2:50) T.Gurley up the middle to GB 16 for 3 yards (C.Matthews).	
4-13-GB 16	(2:09) G.Zuerlein 34 yard field goal is GOOD, Center-J.McQuaide, Holder-J.Hekker.	

GB 27 LA 29, 7 plays, 24 yards, 3:15 drive, 12:55 elapsed
--

G.Zuerlein kicks 67 yards from LA 35 to GB -2. T.Montgomery to GB 20 for 22 yards (R.Wilson). FUMBLES (R.Wilson), RECOVERED by LA-R.Wilson at GB 21.

R.Wilson to GB 21 for no gain (J.Crawford).

Two-Minute Warning

Los Angeles Rams at 1:56

1-10-GB 21	(1:56) T.Gurley left guard to GB 19 for 2 yards (C.Matthews).	
	Timeout #3 by GB at 01:50.	

Green Bay Packers vs Los Angeles Rams at Los Angeles Memorial Coliseum

2-8-GB 19 (1:50) J.Reynolds left end to GB 21 for -2 yards (R.Gilbert).

Timeout #3 by LA at 01:05.

3-10-GB 21 (1:05) T.Gurley left end to GB 4 for 17 yards (T.Williams).

R23

1-4-GB 4 (:19) J.Goff kneels to GB 5 for -1 yards.

END OF QUARTER

	Score	Time Poss	First Downs				Efficiencies	
			R	P	X	T	3 Down	4 Down
Green Bay Packers	27	4:27	0	3	0	3	0/1	0/0
Los Angeles Rams	29	10:33	2	2	1	5	3/6	0/0

Miscellaneous Statistics Report

Green Bay Packers vs Los Angeles Rams
10/28/2018 at Los Angeles Memorial Coliseum

Ten Longest Plays for Green Bay Packers

Yards	Qtr	Play Start	Play Description
48	1	3-5-GB 30	(7:18) (Shotgun) A.Rodgers pass deep left to D.Adams to LA 22 for 48 yards (L.Joyner).
41	3	3-9-GB 26	(1:04) (No Huddle, Shotgun) A.Rodgers pass deep middle to D.Adams to LA 33 for 41 yards (M.Peters).
40	4	2-9-LA 40	(8:57) (No Huddle, Shotgun) A.Rodgers pass deep right to M.Valdes-Scantling for 40 yards, TOUCHDOWN.
33	3	2-10-LA 33	(:21) (Shotgun) A.Jones up the middle for 33 yards, TOUCHDOWN.
23	1	1-10-GB 32	(3:12) A.Rodgers pass deep left to E.St. Brown to LA 45 for 23 yards (L.Joyner).
21	1	1-10-LA 22	(6:26) A.Rodgers pass deep middle to J.Graham for 22 yards, TOUCHDOWN. The Replay Official reviewed the runner broke the plane ruling, and the play was REVERSED. A.Rodgers pass deep middle to J.Graham to LA 1 for 21 yards (C.Littleton; L.Joyner).
20	4	2-11-GB 39	(10:20) (Shotgun) A.Rodgers pass short left to D.Adams to LA 41 for 20 yards (L.Joyner).
18	2	2-5-GB 9	(6:39) A.Rodgers pass short middle to R.Cobb to GB 27 for 18 yards (T.Hill).
15	4	1-10-GB 25	(11:39) (Shotgun) A.Rodgers pass short left to D.Adams ran ob at GB 40 for 15 yards (M.Peters).
14	3	1-10-LA 48	(11:46) (No Huddle, Shotgun) A.Rodgers pass short left to G.Allison to LA 34 for 14 yards (N.Robey).

Ten Longest Plays for Los Angeles Rams

Yards	Qtr	Play Start	Play Description
32	2	1-10-GB 35	(2:00) (Shotgun) J.Goff pass incomplete deep left to T.Gurley (J.Whitehead).
32	4	1-10-LA 38	(14:12) (No Huddle) J.Goff pass deep left to B.Cooks pushed ob at GB 30 for 32 yards (J.Alexander).
30	3	1-10-GB 30	(7:28) (No Huddle, Shotgun) J.Goff pass short middle to T.Gurley for 30 yards, TOUCHDOWN.
25	2	1-10-LA 40	(2:19) (Shotgun) J.Goff pass incomplete deep left to B.Cooks.
23	4	3-6-GB 36	(4:35) T.Gurley left tackle to GB 13 for 23 yards (J.Alexander).
22	2	3-5-LA 25	(4:03) (No Huddle, Shotgun) J.Goff pass short middle to J.Reynolds to LA 47 for 22 yards (H.Clinton-Dix).
22	3	3-10-LA 36	(8:53) (No Huddle, Shotgun) J.Goff pass short left to G.Everett pushed ob at GB 42 for 22 yards (C.Matthews).
19	1	1-10-LA 11	(5:52) J.Goff pass short middle to R.Woods to LA 30 for 19 yards (K.Brice).
19	3	2-19-GB 39	(3:04) (Shotgun) J.Goff pass deep left to R.Woods to GB 20 for 19 yards (H.Clinton-Dix).
19	3	2-9-GB 19	(1:56) (Shotgun) J.Goff pass short middle to J.Reynolds for 19 yards, TOUCHDOWN.

Touchdown Scoring Information

		Offense	Defense	Special Teams
VISITOR	Green Bay Packers	3	0	0
HOME	Los Angeles Rams	3	0	0

Player Scoring Information

Club	Player	TD	Rush TD	Rec TD	KO TD	Punt TD	Int TD	Fum TD	Misc TD	FG	XP	2Pt Rush	2Pt Rec	Sfty	Points
GB	M.Crosby	0	0	0	0	0	0	0	0	2	3	0	0	0	9
GB	A.Jones	0	1	0	0	0	0	0	0	0	0	0	0	0	6
GB	J.Williams	0	1	0	0	0	0	0	0	0	0	0	0	0	6
GB	M.Valdes-Scantling	0	0	1	0	0	0	0	0	0	0	0	0	0	6
LA	J.Reynolds	0	0	2	0	0	0	0	0	0	0	0	0	0	12
LA	T.Gurley	0	0	1	0	0	0	0	0	0	0	0	1	0	8
LA	G.Zuerlein	0	0	0	0	0	0	0	0	2	1	0	0	0	7
LA	M.Barron	0	0	0	0	0	0	0	0	0	0	0	0	1	2

Possession Detail

	First Half		Second Half		Game	
	Visitor	Home	Visitor	Home	Visitor	Home
Largest Lead	10	0	5	10	10	10
Drives Leading	5	0	2	3	7	3
Time of Possession Leading	8:38	0:00	5:48	9:47	14:26	9:47
Largest Deficit	0	-10	-10	-5	-10	-10
Drives Trailing	0	5	4	4	4	9
Time of Possession Trailing	0:00	12:23	5:47	8:38	5:47	21:01
Times Score Tied Up		0		0		0
Lead Changes		1		3		4

Playtime Percentage

Percent of playtime per player on offense, defense and special teams

Green Bay Packers

Los Angeles Rams

		Green Bay Packers				Los Angeles Rams							
		Offense	Defense	Special Teams				Offense	Defense	Special Teams			
B Bulaga	T	52	100%	5	15%	A Whitworth	T	78	100%	3	9%		
D Bakhtiari	T	52	100%	5	15%	R Saffold	G	78	100%	3	9%		
L Taylor	G	52	100%	5	15%	R Havenstein	T	78	100%	3	9%		
B Bell	G	52	100%	5	15%	A Blythe	G	78	100%	3	9%		
C Linsley	C	52	100%			J Goff	QB	78	100%				
A Rodgers	QB	52	100%			J Sullivan	C	78	100%				
J Graham	TE	46	88%			R Woods	WR	76	97%				
D Adams	WR	40	77%			B Cooks	WR	75	96%				
A Jones	RB	32	62%	2	6%	T Gurley	RB	70	90%				
M Valdes-Scantling	WR	31	60%	1	3%	J Reynolds	WR	69	88%				
G Allison	WR	30	58%	2	6%	T Higbee	TE	62	79%				
R Cobb	WR	24	46%			G Everett	TE	17	22%				
L Kendricks	TE	17	33%	5	15%	N Williams	WR	10	13%	16	47%		
J Williams	RB	13	25%	4	12%	M Brown	RB	9	12%	19	56%		
M Lewis	TE	12	23%	5	15%	K Hodge	WR	2	3%	18	53%		
T Montgomery	RB	6	12%	6	18%	C Littleton	LB		52	100%	9	26%	
E St. Brown	WR	6	12%	5	15%	J Johnson	SS		52	100%			
R Tonyan	TE	3	6%	21	62%	M Peters	CB		52	100%			
J Alexander	CB		78	100%	8	24%	L Joyner	FS		50	96%		
T Williams	CB		78	100%	8	24%	A Donald	DT		48	92%	5	15%
B Martinez	LB		78	100%	3	9%	M Brockers	DE		48	92%	5	15%
H Clinton-Dix	FS		78	100%	3	9%	N Suh	NT		47	90%	4	12%
K King	CB		76	97%	14	41%	M Barron	LB		43	83%		
J Whitehead	FS		75	96%	11	32%	S Ebukam	LB		40	77%	6	18%
K Brice	FS		66	85%	8	24%	T Hill	CB		36	69%	2	6%
K Clark	NT		63	81%	3	9%	N Robey	CB		32	62%	6	18%
C Matthews	LB		53	68%			M Longacre	LB		22	42%	12	35%
M Daniels	DE		49	63%	3	9%	S Shields	CB		14	27%	22	65%
N Perry	LB		41	53%			J Franklin	DE		14	27%		
D Lowry	DE		38	49%	8	24%	M Christian	FS		11	21%	31	91%
R Gilbert	LB		34	44%	14	41%	T Smart	NT		5	10%	1	3%
K Fackrell	LB		28	36%	29	85%	E Westbrooks	DT		4	8%		
O Burks	LB		8	10%	26	76%	B Hager	LB		2	4%	31	91%
T Lancaster	DT		8	10%			D Hatfield	CB				31	91%
M Adams	NT		5	6%	3	9%	B Countess	SS				30	88%
J Jackson	CB		2	3%	18	53%	M Kiser	LB				26	76%
J Crawford	LB				26	76%	R Wilson	LB				22	65%
A Morrison	LB				26	76%	J Lawler	LB				20	59%
J Jones	SS				24	71%	J Hekker	P				11	32%
R Greene	FS				20	59%	J McQuaide	LS				11	32%
M Crosby	K				11	32%	G Zuerlein	K				9	26%
J Scott	P				11	32%	J Natson	WR				6	18%
L Patrick	G				11	32%	J Brown	G				3	9%
H Bradley	LS				10	29%	J Noteboom	T				3	9%
J Spriggs	T				5	15%							

