



WEEKLY MEDIA INFORMATION PACKET

**GREEN BAY PACKERS
AT
ARIZONA CARDINALS**

**THURSDAY, OCT. 28, 2021
7:20 P.M. CDT
STATE FARM STADIUM**



THE DOPE SHEET

OFFICIAL PROGRAM AND PUBLICATION, ACME-PACKERS FOOTBALL TEAM.

Packers Communications • Lambeau Field Atrium • 1265 Lombardi Avenue • Green Bay, WI 54304
920/569-7500 • 920/569-7201 fax

Jason Wahlers, Sarah Quick, Tom Fanning, Nathan LoCascio

VOL. XXIII; NO. 13

REGULAR-SEASON WEEK 8



GREEN BAY (6-1)

AT

ARIZONA (7-0)

Thursday • Oct. 28 • 7:20 p.m. CDT

State Farm Stadium



PACKERS TRAVEL TO TAKE ON THE CARDINALS

The Green Bay Packers start the second part of four road contests over a five-game stretch when they go out west to take on the Arizona Cardinals on Thursday night.

- ▶ It is the first prime-time regular-season game between the two teams.
- ▶ This will be the fourth time the Packers and their opponent entered a game on winning streaks of six-plus games (in that season) according to the Elias Sports Bureau (GB, six at DEN, six, Nov. 1, 2015 / GB, six, at CHI, seven, Nov. 15, 1942 / GB, nine, at NYG, eight, Nov. 24, 1929).
- ▶ The Packers and Cardinals combine for a 13-1 record and a winning percentage of .929 that is the best combined win percentage for a Thursday game in October or later in the Super Bowl era (since 1966), according to the Elias Sports Bureau.
- ▶ Green Bay is looking for its first win at the Cardinals since 2009.
- ▶ Including the postseason, two of the last three games between the two in Arizona have gone to overtime.
- ▶ Dating back to 1970, this will be only the second time (2006) the Packers and Cardinals have faced off in October.
- ▶ The last time the Packers played an undefeated team with seven-plus wins was Oct. 28, 2018, at the 7-0 Los Angeles Rams.
- ▶ This matchup will finish an October slate in which the Packers play five games for the first time since 2010.
- ▶ It is the first time the franchises have met on a Thursday since a Thanksgiving contest in 1935 when the Packers visited the Chicago Cardinals.

ON THURSDAYS

- ▶ The Packers have won five of the last seven games they have played on a Thursday night, including a 34-17 win at San Francisco in Week 9 last season.
- ▶ In the last six games he has played on a Thursday night, QB **Aaron Rodgers** has thrown for 16 TDs and one INT with a passer rating of 113.6, including a four-TD, zero-INT performance at the 49ers last season that resulted in the highest passer rating of his career (147.2) on a Thursday night.
- ▶ Rodgers has started 12 Thursday night games in his career and has registered 27 passing TDs, five INTs and a passer rating of 105.5. Green Bay is 8-4 in those 12 contests.
- ▶ Dating back to 2011, when Rodgers started his first Thursday night game, his passer rating of 105.5 as a starter ranks **No. 3 in the NFL** (min. 200 pass att.), while his 27 passing TDs rank **No. 1 in the league** (Stathead.com).
- ▶ In games played on Thursday, day or night, Rodgers has recorded a passer rating of 100-plus eight times, **tied for the most in the NFL** (min. 15 pass att.) since 2008 (according to Stathead.com). Green Bay has won seven of the eight Thursday games in which Rodgers' passer rating has eclipsed 100.0.
- ▶ In nine Thursday night games, WR **Davante Adams** has registered five receiving TDs, **tied for No. 3 in the NFL** since 2014 (Stathead.com).
- ▶ RB **Aaron Jones** has three rushing TDs in five Thursday night games played, **tied for No. 6 in the NFL** since 2017.

WITH THE CALL

FOX Sports, now in its 28th season as an NFL network television partner, will broadcast the game.



- ▶ Play-by-play man **Joe Buck** joins analyst **Tray Aikman** with **Erin Andrews** and **Kristina Pink** reporting from the sidelines. The game is also available through Amazon Prime Video with your choice of announcers: **Hannah Storm** and **Andrea Kremer**, or the scouts feed with **Bucky Brooks**, **Daniel Jeremiah** and **Joy Taylor**.

- ▶ Westwood One Sports will air the game on radio across the country. **Kevin Kugler** (play-by-play) and **Kurt Warner** (analyst) will call the action with **Scott Graham** hosting pregame and halftime shows.
- ▶ Milwaukee's WTMJ (620 AM), airing Green Bay games since November 1929, heads up the Packers Radio Network that is made up of 49 stations in four states. For a full listing of radio affiliates, go to www.packers.com.
- ▶ **Wayne Larrivee** (play-by-play) and two-time Packers Pro Bowler **Larry McCarren** (analyst) call the action. McCarren first joined the team's broadcasts in 1995 and enters his 26th season calling Packers games. After originally being paired together in 1999, McCarren and Larrivee enter their 23rd season of broadcasts together. They surpassed Jim Irwin and Max McGee for the most regular-season and postseason games broadcast for the Packers with 313 at the 2018 season opener against Chicago. Both McCarren and Larrivee are members of the Wisconsin Broadcasters Hall of Fame.
- ▶ The broadcast is also available on Sirius Satellite Radio (WTMJ feed).

REGULAR SEASON

Date	Opponent	Time (CT)	TV/Att.
Sun., Sept. 12	at New Orleans Saints (in Jax.)	L, 3-38	35,242
Mon., Sept. 20	DETROIT LIONS	W, 35-17	77,240
Sun., Sept. 26	at San Francisco 49ers	W, 30-28	69,853
Sun., Oct. 3	PITTSBURGH STEELERS	W, 27-17	78,281
Sun., Oct. 10	at Cincinnati Bengals	W, 25-22 (OT)	64,195
Sun., Oct. 17	at Chicago Bears	W, 24-14	62,332
Sun., Oct. 24	WASHINGTON	W, 24-10	78,219
Thu., Oct. 28	at Arizona Cardinals	7:20 p.m.	FOX/NFLN
Sun., Nov. 7	at Kansas City Chiefs	3:25 p.m.	FOX
Sun., Nov. 14	SEATTLE SEAHAWKS	*3:25 p.m.	CBS
Sun., Nov. 21	at Minnesota Vikings	*12 p.m.	FOX
Sun., Nov. 28	LOS ANGELES RAMS	*3:25 p.m.	FOX
	BYE WEEK		
Sun., Dec. 12	CHICAGO BEARS	*7:20 p.m.	NBC
Sun., Dec. 19	at Baltimore Ravens	*12 p.m.	FOX
Sun., Dec. 25	CLEVELAND BROWNS	3:30 p.m.	FOX/NFLN
Sun., Jan. 2	MINNESOTA VIKINGS	*7:20 p.m.	NBC
Sun., Jan. 9	at Detroit Lions	*12 p.m.	FOX

*—Start time and broadcast may shift due to NFL flexible scheduling

NFL POSTSEASON DATES

Jan. 15-16	AFC and NFC Wild Card Playoffs
Jan. 22-23	AFC and NFC Divisional Playoffs
Jan. 30	AFC and NFC Championship Games
Feb. 6	Pro Bowl, Allegiant Stadium, Las Vegas
Feb. 13	Super Bowl LVI, SoFi Stadium, Inglewood, Calif.



HEAD COACH MATT LAFLEUR

LAFLEUR LEADS THE PACK

Head Coach **Matt LaFleur** (la-flew-er) has led the Packers to back-to-back NFC North titles.

- ▶ According to the Elias Sports Bureau, LaFleur was the **sixth head coach since 1970** to lead their team to the conference championship game in both of his first two seasons as a head coach, joining Jim Harbaugh (2011-12), Rex Ryan (2009-10), Barry Switzer (1994-95), George Seifert (1989-90) and Don McCafferty (1970-71).
- ▶ LaFleur is just the **second NFL head coach** since the league went to a divisional format in 1967 to win 13-plus games and a division title in both of his first two seasons (2019-20), joining Seifert (1989-90).
- ▶ Dating back to 2019, the Packers have the **best regular-season record in the NFL**:

Team	Regular-Season Record (Since 2019)
1. Green Bay	32-7 (.821)
2. Baltimore	30-9 (.769)
3. Kansas City	29-10 (.744)
4. New Orleans	28-9 (.757)
5. Buffalo	27-10 (.730)

- ▶ LaFleur has a 32-7 regular-season record (.821), **tying him for No. 3 in NFL history** with George Seifert and Chuck Knox for the most wins by a head coach in his first 40 regular-season games (Guy Chamberlin, 34; Paul Brown, 33).
- ▶ LaFleur reached 30 wins in his first 37 games as a head coach, **tyied for the third fastest** in NFL history to reach the 30-win mark (Elias Sports Bureau):

Head Coach	Fewest Games To Reach 30 Wins
1. Guy Chamberlin	35
2. George Seifert	36
3t. Matt LaFleur	37
3t. Paul Brown	37

- ▶ LaFleur led Green Bay to a 20-5 record in his first 25 regular-season games, which **tyied for No. 4 in NFL history** for the most wins by a head coach in his first 25 regular-season games (Elias Sports Bureau).
- ▶ LaFleur (26-6) posted the **most regular-season wins by a Packer head coach in his first two seasons** (Mike Sherman and Mike McCarthy, 21 each).
- ▶ LaFleur (26) posted the **second-most wins in NFL history by a coach in his first two seasons** behind only Seifert (28 in 1989-90).
- ▶ LaFleur guided the Packers to 26 wins in 2019-20 after the Packers won 13 games in 2017-18. That was the **biggest two-season win improvement** by a head coach in franchise history from the two seasons prior to him taking over, eclipsing the previous mark held by Vince Lombardi (15 victories in 1959-60 after the Packers won four games in 1957-58).
- ▶ LaFleur led the biggest one-year win improvement in franchise history in 2019:

Seasons	Win Improvement
1. 2018 (6) to 2019 (13)	+7
2t. 1928 (6) to 1929 (12)	+6
2t. 1958 (1) to 1959 (7)	+6
2t. 1971 (4) to 1972 (10)	+6
2t. 1988 (4) to 1989 (10)	+6

- ▶ LaFleur is now 13-1 in the NFC North (.929) after a victory over Chicago in Week 6, **joining Steve Mariucci as the only NFL coaches** to win 13 of their first 14 games in the division (Elias Sports Bureau).
- ▶ LaFleur's winning percentage of .917 (11-1) against division opponents in 2019-20 **tyied for the second best** by a coach in his first two seasons as head coach, dating back to 1970 (Mike Tomlin, 11-1, .917 in 2007-08 / Mariucci, 15-1, .938 in 1997-98).
- ▶ Among head coaches who began their career since 1970, LaFleur is the **first one** to win their first seven road divisional games (Elias Sports Bureau).
- ▶ LaFleur has not lost back-to-back games as a head coach.
- ▶ Dating back to 2019 (including playoffs), LaFleur has led the Packers to a 16-4 record (.800) in games decided by single digits.
- ▶ Green Bay has forced two turnovers in five of its last six games. Under LaFleur, the Packers are 16-1 (.941) when posting two-plus takeaways in a game and have a plus-30 turnover margin (41/11) in those 17 contests.
- ▶ The Packers are 25-0 under LaFleur when they win the takeaway battle. In those 25 wins, Green Bay has turned the ball over a total of seven times and created 48 turnovers for a turnover differential of plus-41. The Packers have scored 767 points in those 25 wins (30.7 ppg) while allowing 466 points (18.6 ppg), and have scored 30-plus points in 15 of those 25 games.
- ▶ Under LaFleur, Green Bay is 29-1 when forcing at least one turnover, a .967 winning percentage that ranks **No. 1 in the NFL** since 2019.
- ▶ Dating back to 2019, the Packers lead the league with 22 zero-giveaway games (Tennessee, 15 / Indianapolis, 14).
- ▶ Under LaFleur, Green Bay had six players register 30-plus receptions in 2019-20, marking the **first time in franchise history** that Green Bay had six players with 30-plus catches in back-to-back seasons.
- ▶ LaFleur recorded the **best home winning percentage by a Packers head coach in his first two seasons** since 1921:

Head Coach	Home Record In First Two Seasons
1. Matt LaFleur, 2019-20	14-2 (.875)
2. Mike Sherman, 2000-01	13-3 (.813)
3. Mike Holmgren, 1992-93	12-4 (.750)

- ▶ 2019-20 was the first time Green Bay won seven-plus games in back-to-back seasons at Lambeau Field since doing it in three straight seasons from 2010-12.
- ▶ LaFleur (13-3) finished with the **most NFL wins by a Packer head coach in their first season**:

Head Coach, 1st Season	Regular-Season Record
1. Matt LaFleur, 2019	13-3
2t. Mike Holmgren, 1992	9-7
2t. Mike Sherman, 2000	9-7

- ▶ LaFleur (13-3) **tyied for the third-most wins** by an NFL head coach in their first season (Jim Caldwell, IND, 2009, 14-2 / Seifert, SF, 1989, 14-2 / Jim Harbaugh, SF, 2011, 13-3 / Mariucci, SF, 1997, 13-3).
- ▶ LaFleur joined Jim Caldwell and Mariucci as the only head coaches with 13-plus wins to go undefeated in their division in their first season.
- ▶ LaFleur became the first Packer head coach to start both of his first two seasons 3-0 (2019-20).

Program and Score Card Today's Game #3

THE DOPE SHEET

GREEN BAY READY FOR MOST IMPORTANT GAME IN THE HISTORY OF LOCAL FOOTBALL

The Packers will meet the Chicago Bears in the first game of the season at Lambeau Stadium. This is the Big Game.



Two years after he co-founded the Packers with Curly Lambeau, George Calhoun began writing a piece called The Dope Sheet, which served as the official press release from 1921-24.

ON THE ROAD

Green Bay has performed well on the road over the last few years. So far this season, the Packers are 3-1 (.750).

- ▶ Green Bay went 6-2 in each of the first two seasons (2019-20) under Head Coach **Matt LaFleur**, marking the **first time in franchise history** that the Packers won six-plus road games in back-to-back seasons.
- ▶ The 6-2 (.750) road records by Green Bay in 2019-20 marked just the **fourth and fifth times since 1978** (7-1 in 2011 / 6-2 in 2007 and 2004), when the NFL went to a 16-game schedule, that Green Bay won six-plus road games in the regular season (pro-football-reference.com).
- ▶ The Packers were **one of five NFL teams** (Baltimore, Buffalo, Kansas City, New Orleans) to win at least six road games in 2019 and in 2020.
- ▶ In 2019-20, the Packers had a regular-season road winning streak of five, the team's longest since 2011 and tied for the third longest since the NFL/AFL merger.
- ▶ QB **Aaron Rodgers** ranks **No. 4 among active players** (min. 670 pass att.) in road passer rating:

Player	Road Passer Rating
1. Patrick Mahomes, KC	111.9
2. Deshaun Watson, HOU	102.1
3. Russell Wilson, SEA	99.7
4. Aaron Rodgers, GB	99.5
5. Tom Brady, NE/TB	96.5

- ▶ Rodgers has thrown for a passer rating of 100-plus in 10 of the last 12 regular-season road games (min. 15 pass att.), ranking **No. 1 in the NFL** since the start of the 2020 season:

Season	Road Games With 100-Plus Passer Rating (Since 2020)
1. Aaron Rodgers, GB	10
2. Tom Brady, TB	8
3t. Josh Allen, BUF	7
3t. Kirk Cousins, MIN	7
3t. Patrick Mahomes, KC	7
6t. Seven players	6

- ▶ Rodgers just finished a three-game streak of throwing three plus TDs/zero INTs in road division games (2020, Weeks 14 and 17 / 2021, Week 6) tied with Tom Brady (2007) for the **longest streak of all-time** (Elias Sports Bureau).
- ▶ Rodgers has thrown three-plus TD passes in seven of the last 12 road contests, the most in the NFL since the start of the 2020 season:

Season	Road Games With Three-Plus TD Passes (Since 2020)
1. Aaron Rodgers, GB	7
2t. Josh Allen, BUF	5
2t. Justin Herbert, LAC	5
2t. Patrick Mahomes, KC	5

- ▶ Dating back to 2019, the Packers rank **No. 4 in the NFL** in road winning percentage:

Team	Road W-L Record (Since 2019)	Pct.
1. Kansas City	17-2	.895
2t. Baltimore	15-4	.789
2t. New Orleans	15-4	.789
4. Green Bay	15-5	.750
5t. Buffalo	14-5	.737
5t. San Francisco	14-5	.737
7. Seattle	14-6	.700

- ▶ Since 2020, WR **Davante Adams** leads the NFL in receptions (95) and receiving yards (1,336) on the road and is **tied for No. 2** in receiving TDs (10).
- ▶ In four road games this season, Adams has posted 32 receptions for 483 yards, **leading the NFL** in both categories.
- ▶ Since 2000, Green Bay is **one of only six NFL teams** to have a regular-season road record above .500:

Team	W-L Record	Pct.
1. New England	111-59-0	.653
2. Pittsburgh	98-71-1	.579
3. New Orleans	98-73-0	.573
4. Philadelphia	96-75-1	.561
5. Indianapolis	94-77-0	.550
6. Green Bay	92-80-0	.535
7. Denver	82-90-0	.477
8t. Dallas	81-90-0	.474
8t. N.Y. Giants	81-90-0	.474
8t. Tennessee	81-90-0	.474
11. Seattle	81-90-1	.473
12. Kansas City	81-91-0	.471

OWNING OCTOBER

- ▶ Green Bay is one of four NFL teams to be undefeated in October this season (4-0).
- ▶ Under Head Coach **Matt LaFleur**, the Packers are 10-1 in the month of October, a .909 winning percentage that ranks **No. 1 in the NFL** since 2019 (Baltimore, 9-1, .900).
- ▶ Green Bay is 5-0 at home in the month of October under LaFleur, one of two NFL teams to be undefeated at home in October since 2019 (Indianapolis, 4-0).
- ▶ The Packers are 5-1 on the road in October since 2019, an .833 winning percentage that is **tied for No. 3 in the league** over that span.
- ▶ The Packers have a plus-74 point differential in October since 2019, **No. 6 in the NFL**.
- ▶ Dating back to 2008, Green Bay is 38-13 in the month of October, a .745 winning percentage that ranks **No. 3 in the NFL** over that span.
- ▶ Dating back to 2019, QB **Aaron Rodgers** ranks in the top 10 in the NFL in the month of October (min. 100 pass att.) in passer rating (112.6, **No. 2**), TD passes (27, **No. 2**), yards per attempt (8.30, **No. 7**), 25-plus yards completions (28, **t-No. 3**), completions (251, **No. 6**), TD/INT percentage (6.75, **No. 3**) and interceptions (four, **t-No. 9**) according to Stats Pass.
- ▶ Among quarterbacks with 600-plus pass attempts, Rodgers has the **top passer rating in October in NFL history**:

Player	October Passer Rating
1. Aaron Rodgers, GB	108.8
2. Russell Wilson, SEA	102.5
3. Dak Prescott, DAL	102.0
4. Carson Wentz, PHI/IND	101.4
5. Tom Brady, NE/TB	101.3

- ▶ RB **Aaron Jones** has posted 10 total TDs in the month of October since 2019, **tied for No. 2 in the NFL** over that span.

NOTES FROM WEEK 7 VS. WASHINGTON

- ▶ The Packers improved to 6-1 on the season with a 24-10 victory over the Washington Football Team at Lambeau Field.
- ▶ Green Bay moved to 3-0 at home on the season. The Packers have won eight straight regular-season games at home, its longest streak since a 12-game streak in 2014-15.
- ▶ Green Bay is now 17-2 (.895) under Head Coach **Matt LaFleur** in the regular season at Lambeau Field, the top winning percentage in the league at home since 2019.
- ▶ Green Bay has put together a six-game winning streak for the second consecutive season (Weeks 12-17 in 2020), marking the second time (2015-16) since 1970 that the Packers registered winning streaks of six-plus games in back-to-back seasons.
- ▶ The Packers have started the season with a 6-1 record for the second time under LaFleur (also 2019).
- ▶ Since 2019, Green Bay has a combined record of 17-4 in the first seven games of the season, an .810 winning percentage that is the **best in the NFL** over that span (stathead.com). Arizona is No. 2 with a .738 winning percentage (15-5-1).
- ▶ It was the third game Green Bay played at 12 p.m. CT this season. The Packers are 14-1 under Head Coach **Matt LaFleur** in games played at 12 p.m. CT, a .933 winning percentage that ranks **No. 1 in the NFL** since 2019.
- ▶ According to the Elias Sports Bureau, the Packers are the first team in NFL history to lose by 35-plus points in Week 1 and then win their next six games.
- ▶ The Packers had four penalties in Week 7, marking the fourth straight game with four or fewer penalties. It is tied for the longest single-season streak by the Packers since the 1970 merger. It has happened multiple times since 1970, with the most recent season being 2010 (Weeks 14-17).
- ▶ Green Bay has had 29 penalties accepted this season, the fewest by the Packers in the first seven games of a season since 1974 (28). The Packers rank No. 2 in the NFL in penalties accepted this season:

Team	Penalties Accepted
1. L.A. Rams	28
2. Green Bay	29
3t. Cincinnati	30
3t. Indianapolis	30
3t. New Orleans	30

- ▶ The Packers did not allow a TD on Washington's four red-zone drives, the first time the Packers did not allow a red-zone TD when an opponent had four-plus trips since Nov. 10, 2013, vs. Philadelphia (0 for 4).
- ▶ Green Bay finished with a turnover differential of plus-1, improving to 25-0 under LaFleur when winning the turnover battle (4-1 when even and 3-6 when minus). Green Bay's 25 games with a positive turnover differential since 2019 rank **No. 1 in the NFL** over that span.
- ▶ The Packers are **No. 5 in the NFL** this season in turnover differential (plus-5). Since 2019, the Packers are **tied for No. 2 in the NFL** in turnover differential:

Team	Turnover Differential (Since 2019)
1. New Orleans	plus-29
2t. Green Bay	plus-24
2t. New England	plus-24
4. Indianapolis	plus-21
5. Buffalo	plus-19

- ▶ Week 7 marked the sixth game this season the Packers have won the turnover differential, **No. 1 in the NFL**.
- ▶ Green Bay is 6-0 this season when winning the turnover battle.
- ▶ The Packers have posted a takeaway in six straight games, their longest single-season streak since 2017 (11 games).
- ▶ The Packers are **tied for No. 7 in the NFL** with 11 takeaways this season.
- ▶ The Packers forced four fumbles in Week 7, their most in a game since Sept. 15, 2019, vs. Minnesota (five).
- ▶ CB **Chandon Sullivan** registered his first interception of the season, becoming the sixth different Packer to register an INT this year. As a team, Green Bay is **tied for No. 7 in the league** this season with seven interceptions.
- ▶ Green Bay ranks in the **top 10 in the NFL** in both total yards allowed/game and points allowed/game:

Team	Total Yards Allowed Per Game
1. Buffalo	270.2
2. Cleveland	295.6
3. Carolina	307.4
4. Arizona	316.7
5. Denver	323.4
6. San Francisco	324.0
7. Green Bay	331.4

Team	Points Allowed Per Game
1. Arizona	16.3
2. Buffalo	16.4
3. Denver	18.1
4. New Orleans	18.2
5. Cincinnati	18.3
6. New England	20.0
7t. Green Bay	20.9
7t. Carolina	20.9
7t. L.A. Rams	20.9

- ▶ The Packers defense also ranks in the **top 10 in the league** in pass yards per game allowed (210.6, **No. 6**), pass yards per play allowed (6.17, **No. 5**), sacks/pass attempt (7.53%, **No. 6**), interception rate (2.93%, **No. 10**) and yards per play allowed (5.38, **No. 10**).
- ▶ Green Bay has allowed 17 or fewer points four times this season, the most by Green Bay in the first seven games of a season since 2009 (also four).
- ▶ LB **De'Vondre Campbell** led the Packers with 13 tackles (10 solo) and two forced fumbles in Week 7. The two forced fumbles matched his single-game career high and he became the first Packer to force two fumbles in a game since LB Clay Matthews at Cincinnati on Sept. 22, 2013.
- ▶ Campbell ranks **No. 5 in the NFL** in total tackles (67), **No. 2 in the league** in solo tackles (44) and is **tied for No. 7** in the NFL in forced fumbles (two).
- ▶ LB **Rashan Gary** posted a career-high two sacks and added a forced fumble on one of the sacks. He also registered a game-high four QB hits.
- ▶ A week after recording an 82-yard punt (second longest in franchise history), **Corey Bojorquez** punted the ball three times for a gross and net average of 46.3 yards per punt with a long of 53 yards and one landing inside the 20-yard line.
- ▶ DL **T.J. Slaton** blocked a second-quarter field-goal attempt by Chris Blewitt, the first blocked FG by a Packer since DE Datone Jones vs. St. Louis on Oct. 11, 2015. Slaton became the first Green Bay rookie to block a FG since CB Doug Evans at Kansas City on Nov. 8, 1993.

MORE FROM WEEK 7 VS. WASHINGTON

- ▶ QB **Aaron Rodgers** passed for 274 yards with three touchdowns and zero interceptions for a 127.6 rating. It was his fifth game in the last six contests with a passer rating of 100-plus.
- ▶ Rodgers became the **fourth quarterback in NFL history** with 70 career games with at least three TD passes and a passer rating of 100 or higher, joining Tom Brady (85 games), Drew Brees (80) and Pro Football Hall of Famer Peyton Manning (76).
- ▶ It was the 19th career game with three-plus TD passes, zero INTs and a completion percentage of 75-plus for Rodgers, tied with Tom Brady for **No. 3 in NFL history** (Drew Brees, 29; Peyton Manning, 23).
- ▶ In his last 15 regular-season starts at Lambeau Field, Rodgers has thrown 39 TD passes with two INTs (119.7 rating).
- ▶ WR **Davante Adams** hauled in six receptions for 76 yards (12.7 avg.) and a TD.
- ▶ Adams (582/64) made the 100th start of his career in Week 7. Dating back to 1970, Adams is **one of three players** with 575-plus catches and 60-plus TD receptions in their first 100 starts (Marvin Harrison, 598/70; Antonio Brown, 716/68).
- ▶ Adams (598) passed WR Sterling Sharpe (595) for the **second-most receptions in team history** (WR Donald Driver, 743).
- ▶ Adams tied Sharpe (65) for **No. 3 in franchise history** in TD receptions (Jordy Nelson, 69 / Don Hutson, 99).
- ▶ Adams (265) moved past Nelson (260) for the second-most receptions at Lambeau Field behind only Driver (363).
- ▶ Adams has 52 catches on the season, tying his mark in 2018 for the most in team history through seven games.
- ▶ The Packers had three different players with four-plus receptions, 60-plus receiving yards and a receiving TD in Week 7 (Adams, WR **Allen Lazard**, TE **Robert Tonyan**), their first time doing so since Sept. 9, 2018, vs. Chicago (Adams, Randall Cobb, Geronimo Allison).
- ▶ Adams is near the top of the NFL in receptions and receiving yards this season:

Player	Receptions
1. Cooper Kupp, LAR	56
2t. Davante Adams, GB	52
2t. Tyreek Hill, KC	52
4. D.J. Moore, CAR	46
5t. Brandin Cooks, HOU	45
5t. Travis Kelce, KC	45

Player	Receiving Yards
1. Cooper Kupp, LAR	809
2. Ja'Marr Chase, CIN	754
3. Davante Adams, GB	744
4. Deebo Samuel, SF	648
5. Tyreek Hill, KC	641

GREEN BAY UNDER THE LIGHTS

- ▶ The Packers won their first two prime-time games of this season. Green Bay went 6-0 in prime-time games during the 2020 regular season, the first time Green Bay has ever gone undefeated in a season that they played five-plus games in prime time (previous best was 4-2 in both 2016 and 2019).
- ▶ Green Bay has won nine straight prime-time games, the **longest current one in the NFL** and the longest since Pittsburgh had an 11-game streak from 2015-18.
- ▶ Among teams to play at least three prime-time games, the Packers have the best record in the NFL since 2020:

Team	Prime-Time Record (Since 2020)
1. Green Bay	8-0 (1.000)
2. L.A. Rams	6-1 (.857)
3. Cleveland	3-1 (.750)
4. Kansas City	5-2 (.714)
5. Buffalo	4-2 (.667)

- ▶ Green Bay scored 35 and 30 points in its first two prime-time games this season, joining Baltimore and Buffalo as the only teams to post 30-plus points in multiple prime-time games this season. Dating back to 2020, the Packers lead the league in 30-plus point prime-time games (stathead.com):

Team	30-Plus Point Prime-Time Games (Since 2020)
1. Green Bay	7
2t. Baltimore	4
2t. Buffalo	4
2t. Kansas City	4
5t. Las Vegas	3
5t. New Orleans	3

- ▶ The Packers rank **No. 2 in the NFL** this season with a plus-20 point differential in prime-time games (L.A. Rams, plus 29).
- ▶ QB **Aaron Rodgers** registered four touchdown passes in Week 2 on *Monday Night Football*, marking the fifth time he has thrown four TDs in his last eight prime-time games.
- ▶ Dating back to 2020, Rodgers has registered a passer rating of 110-plus in seven of the last eight prime-time contests (124.9, 147.5, 147.2, 132.3, 91.6, 128.1, 145.6, 113.3).
- ▶ Since 2020, Rodgers has thrown for 26 TDs, one INT and a passer rating of 134.5 in eight prime-time games. He **leads the NFL** in passer rating and TD passes in prime-time games since 2020 (min. 40 pass att.).
- ▶ From 2000-20, Rodgers owned the **second-highest** (136.8 in four games in 2011) and the **fifth-highest** (134.8 in six games in 2020) single-season passer ratings in prime-time games (min. 50 pass att.) in the NFL (Sportradar).
- ▶ Since 2008, Rodgers **leads the NFL** with 130 TD passes and a TD/INT ratio (min. 500 att.) of 5.00 (130/26) in prime-time games.
- ▶ Dating back to 1950, Rodgers ranks **No. 2 in the NFL** (min. 500 pass att.) in passer rating (105.7) in prime-time games (Patrick Mahomes, 106.1).
- ▶ In Week 2, RB **Aaron Jones** (three receiving, one rushing) became the first player to record four touchdowns on *MNF* since Marshall Faulk did it against the Tampa Bay Buccaneers in 2000 (ESPN).
- ▶ TE **Robert Tonyan** recorded a 22-yard TD reception in Week 2 on *MNF*. Tonyan posted six receiving TDs in prime-time contests in 2020, **No. 1 in the NFL**. From 2000-20, his six receiving TDs were the most by a Packer player in prime-time contests since WR **Davante Adams** posted seven receiving TDs in six prime-time games in 2016. It also **tied for the second most by an NFL TE** from 2000-20 (Rob Gronkowski, seven in 2015).

THE DOPE ON THIS WEEK'S OPPONENT:



Packers at Arizona

Regular season, all-time: 44-24-4
All-time, Postseason: 1-2
All-time, in Arizona: 16-16-4 (including postseason)
Streaks: Arizona has won the last three meetings, including postseason, dating back to Green Bay's last victory over Arizona, 31-17, in 2012.
Last meeting, regular season: Dec. 2, 2018, Lambeau Field, Cardinals won, 20-17

COACHES CAPSULES

Matt LaFleur: 32-7-0, .821; (2-2 postseason); 4rd NFL season
Kliff Kingsbury: 20-18-1, .525; 3rd NFL season
Head to Head: LaFleur 0-0 vs. Kingsbury
vs. Opponent: LaFleur 0-0 vs. Arizona; Kingsbury 0-0 vs. Packers

MATT LaFLEUR...In his third season as the Packers' 15th head coach.

- ▶ In his 13th season in the NFL, having previously served as an offensive coordinator for two seasons (Los Angeles Rams, 2017; Tennessee Titans, 2018), a quarterbacks coach for six seasons (Washington Football Team, 2010-13; Atlanta Falcons, 2015-16), and an offensive assistant for two seasons (Houston Texans, 2008-09).
- ▶ In his first two seasons leading the Packers, has authored one of the greatest starts to a head-coaching career in NFL history. For the second consecutive season in 2020, led Green Bay to a 13-3 record and captured the NFC North crown while also earning the No. 1 seed in the NFC for the first time since 2011. It was just the second time in team history that the Packers had won 13-plus games in back-to-back seasons (13-3 in 1996 and 1997).
- ▶ According to the Elias Sports Bureau, was the sixth head coach since 1970 to lead his team to the conference championship game in both of his first two seasons as a head coach, joining Jim Harbaugh (2011-12), Rex Ryan (2009-10), Barry Switzer (1994-95), George Seifert (1989-90) and Don McCafferty (1970-71).
- ▶ Became just the second NFL head coach since the league went to a divisional format in 1967 to win 13-plus games and a division title in both of his first two seasons, joining Seifert (1989-90).
- ▶ In his first season leading the Packers in 2019, became the first coach in club history to lead the team to the playoffs in his debut season. Also led the largest one-year win improvement in team history (plus-seven wins).

Kliff Kingsbury...In his third season as head coach, being hired by Arizona on January 8, 2019.

- ▶ Has led Arizona's offense from the NFL's 32nd-ranked offense in 2018 to 16th in 2019 and then to 6th in 2020.
- ▶ The Cardinals went from the NFL's 32nd-ranked run game in 2018 to 10th in 2019 and then to 7th in 2020.
- ▶ Spent six seasons (2013-18) as the head coach at his alma mater, Texas Tech.

THE PACKERS-CARDINALS SERIES

- ▶ One of the oldest rivalries in sports, the series launched on Nov. 20, 1921, when the Packers and Cardinals tied, 3-3.
- ▶ The series has been noted for its streaks, with the Packers winning 15 straight between 1937-46, followed by the Cardinals winning seven straight through 1949. Green Bay has won 15 of the last 20 regular-season games (with one tie) since.

- ▶ With the Cardinals franchise located in Chicago prior to 1960, the teams played two or more times in a season 20 different years between 1926-49.
- ▶ The postseason meeting following the 1982 season marked the Packers' first trip to the playoffs in 10 years and first playoff victory since winning Super Bowl II.
- ▶ The Cardinals have won the past two postseason matchups, the 2009 NFC Wild Card and the 2015 NFC Divisional Playoff, prevailing in OT in both contests.

LAST MEETING, REGULAR SEASON

- Dec. 2, 2018, Lambeau Field, Cardinals won, 20-17
- ▶ Cardinals K Zane Gonzalez hit a 44-yard FG with 1:41 left in the game to give Arizona a 20-17 advantage.
- ▶ QB Aaron Rodgers completed 31 of 50 passes for 233 yards and a touchdown.
- ▶ A 16-yard completion to WR Davante Adams with 13:42 left in the second quarter gave Rodgers the team record for most attempts without an interception. Bart Starr set the previous mark of 294 from 1964-65.

NOTABLE CONNECTIONS

Packers co-director of player personnel Jon-Eric Sullivan is the son of Jerry Sullivan, an offensive assistant with the Arizona Cardinals...Arizona Cardinals linebackers coach Bill Davis coached one season with the Packers in 2000 as a defensive assistant/defensive line coach...Cardinals DL J.J. Watt is from Pewaukee, Wis., and played at the University of Wisconsin...Cardinals TE Demetrius Harris attended Wisconsin-Milwaukee, where he played power forward for the basketball program (2011-13)...Cardinals S Chris Bango played for the Green Bay Packers from (2013-16)...Cardinals outside linebackers coach Charlie Bullen played quarterback at St. Norbert college in 2004...Cardinals head coach Kliff Kingsbury was the head coach at Texas Tech (2013-18), where Packers outside linebackers coach Mike Smith was on his staff in several roles, including defensive coordinator, outside linebackers coach and defensive line coach (2013-15)...Packers assistant defensive backs coach Ryan Downard was a defensive assistant for the Cleveland Browns (2014-15) when Cardinals offensive quality control coach Jim Dray was a tight end on the team (2014-15) and Cardinals defensive assistant Rusty McKinney was a coaching intern (2014-15) with the Browns...Packers defensive coordinator Joe Barry was the defensive coordinator for the Detroit Lions (2007-08), where he coached with Cardinals wide receivers coach Shawn Jefferson, who was the assistant wide receivers coach (2007) and wide receivers coach (2008) in Detroit...Jefferson was also the assistant head coach of the offense and wide receivers coach with the New York Jets (2019-20), where Packers senior analyst John Dunn was the tight ends coach (2020)...Packers assistant special teams coach Rayna Stewart and Cardinals defensive backs coach Marcus Robertson were teammates together with the Houston Oilers from 1996-97...Packers running back Aaron Jones played collegiately at the University of Texas-El Paso (2013-16), where Cardinals assistant offensive line coach Brian Natkin held various positions on the offensive side of the ball from 2012-17...Packers offensive coordinator Nathaniel Hackett spent time on the Jacksonville Jaguars' coaching staff (2015-18), where he overlapped coaching with Cardinals offensive assistant Jerry Sullivan, who was wide receivers coach (2012-16)...Packers special teams coordinator Maurice Drayton was the assistant special teams coach with the Indianapolis Colts (2016-17), where he coached with Cardinals cornerbacks coach Greg Williams (2016-17), who was the defensive backs coach...Williams also coached for the San Diego Chargers (2009-15), where Barry overlapped with him coaching the Chargers linebackers from 2012-14...Barry spent time in Arizona as a coach at Northern Arizona University (1996-98) coaching linebackers and defensive ends...Packers offensive line coach Adam Stenavich also spent one season at Northern Arizona in 2014...Packers LB Whitney Mercilus was teammates with Cardinals WR DeAndre Hopkins and J.J. Watt as members of the Houston Texans.

NFL Regular-Season Rank

	<u>Record</u>	<u>Offense</u>	<u>Defense</u>
at New Orleans Saints	(3-2)	29	13t
Detroit Lions	(0-7)	25	25
at San Francisco 49ers	(2-4)	18	6
at Minnesota Vikings	(3-3)	5	16
Pittsburgh Steelers	(3-3)	27	12
Cincinnati Bengals	(5-2)	13	9
Chicago Bears	(3-4)	32	10
Washington Football Team	(2-5)	20	29
at Arizona Cardinals	(7-0)	7	4
at Kansas City Chiefs	(3-4)	3	28
Los Angeles Rams	(6-1)	8	21
at Baltimore Ravens	(5-2)	4	24
Cleveland Browns	(4-3)	9	2

A LOOK AT THE SCHEDULE

The Green Bay Packers' 2021 NFL schedule features 17 regular-season games and three preseason games. It is highlighted by five prime-time contests (subject to flexible scheduling) on the original schedule for the eighth straight year (2014-21).

- ▶ Entering 2021, Green Bay had the fourth-highest strength of schedule (.542, 147-124-1) and leads the league with the most games (10) against 2020 playoff teams. The Packers face 10 teams who had a .500-or-better record in 2020, tied for the third most in the league.
- ▶ The Packers opened the season at the New Orleans Saints, marking the third straight year and the seventh time in the last nine seasons that Green Bay had started the season on the road.
- ▶ Week 2 brought a division opponent at home for the fourth consecutive season, and for the second straight year it was the Detroit Lions. The game was on *Monday Night Football* and was the first of three home prime-time games against division opponents.
- ▶ The Packers went back on the road in Week 3 as they traveled to face the San Francisco 49ers on a Sunday night, marking the fourth consecutive season Green Bay faced the 49ers in a prime-time contest and the third consecutive year on the road.

- ▶ Over the next two weeks, Green Bay will play the first of two back-to-backs against the AFC North. The Packers welcomed the Pittsburgh Steelers to Lambeau Field in Week 4 and will travel to Cincinnati to take on the Bengals in Week 5. The Cincinnati game was the first of four road contests in five weeks for the Packers.
- ▶ Week 6 brought a return to division play as Green Bay went to Chicago to face the Bears.
- ▶ The Packers returned to Lambeau for a Week 7 contest against the Washington Football Team before back-to-back road trips.
- ▶ The Packers will visit the Arizona Cardinals on a Thursday night in Week 8 to finish an October slate that will see them play five games for the first time since 2010, and then a trip to Kansas City to play the Chiefs in Week 9.
- ▶ Green Bay plays six of its final eight regular-season games against the NFC, starting with the Seattle Seahawks in Week 10 at home.
- ▶ After a trip to play the Minnesota Vikings in Week 11, Green Bay finishes the regular season with four of its last six games at home for the second straight year and the fourth time since 1940 (1969, 1977).
- ▶ Green Bay hosts the Los Angeles Rams before a Week 13 bye, marking the seventh straight season the Packers will play at home heading into their bye week. It is the latest bye ever for Green Bay, and it is the fourth time since 1990 that the Packers have had a bye in Week 10 or later (Week 11 in 2019, Week 10 in 2012 and 2010). It will be the first time since 2017 that Green Bay plays at home heading into the bye and coming out of the bye.
- ▶ The matchup versus Chicago on a Sunday night in Week 14 marks the 16th consecutive regular season that the Packers and Bears have squared off in a prime-time game.
- ▶ In Weeks 15-16, Green Bay will finish off its slate against the AFC North with a trip to face the Baltimore Ravens and then a home game on Christmas Day against the Cleveland Browns. It is just the third time the Packers will play on Christmas, having hosted the Bears in 2005 and 2011.
- ▶ Green Bay will end the regular season with back-to-back NFC North games for the fourth time in the last six seasons.
- ▶ The Packers' last regular-season home game is slated for a Sunday night versus the Vikings in Week 17.
- ▶ For the fourth time in the last six years, Green Bay will end the regular season in Detroit. The game at the Lions is scheduled for Sunday, but the league schedule does not list Saturday games or a Sunday night game in Week 18, and those games with playoff implications will be moved to those time slots no later than six days prior to January 9.

BRIAN GUTEKUNST INTERVIEWS

- ▶ One-on-one interviews with Gutekunst should be arranged through Jason Wahlers (920-569-7210).

MATT LaFLEUR PRESS CONFERENCES

- ▶ During the regular season, LaFleur generally will be available in-person to a limited number of media and via Zoom on Monday, Wednesday, Thursday, Friday and after games.
- ▶ One-on-one interviews with LaFleur should be arranged through Jason Wahlers (920-569-7210).

PLAYER INTERVIEWS

- ▶ During the regular season, players will be available in-person to a limited number of media and via Zoom generally on Monday, Wednesday, Thursday, Friday and following games.
- ▶ All interviews with players on the practice squad or injured reserve need to be requested and approved through the communications department.
- ▶ At the conclusion of all games, players will be made available via following the NFL's standard "cooling-off" period.
- ▶ Any requests to interview players other than on the aforementioned days should be directed to a member of the Packers' communications department.

ASSISTANT COACH AVAILABILITY

- ▶ Coordinators – Nathaniel Hackett (offense), Joe Barry (defense) and Maurice Drayton (special teams) – will continue to serve as primary spokesmen in their respective areas.
- ▶ During the regular season, coordinators will be available in-person to a limited number of media and via Zoom once a week. Position coaches generally will be available in-person and via Zoom every week with offensive and defensive assistant alternating weeks. Specific availability will be included in our weekly advisory.
- ▶ Following games, LaFleur will be the only coach available to the media.
- ▶ Position coaches are available for questions on specific players and their position group only. Broader interview topics need to be directed to the respective coordinators.
- ▶ No assistant coach should be contacted directly by telephone (at his desk, home or on his cell phone), or by email. All interviews must be arranged through the communications department.
- ▶ Sarah Quick (920-569-7213) serves as the primary contact for assistant coaches. In her absence, feel free to contact another member of the communications staff.

PRACTICE ACCESS, PHOTOGRAPHY AND SOCIAL-MEDIA GUIDELINES

- ▶ During the regular season, practices will be open to 2M and 3-OA media who regularly cover the team for designated periods during the beginning of each session, similar to previous seasons. Also as in prior years, photo/video opportunities will be limited to the beginning portions of practice.
- ▶ The team reserves the right to limit photography/video to certain periods for competitive reasons. This restriction applies to both training-camp and regular-season practices.
- ▶ During practice periods in which B-roll and still photography are NOT permitted, the media may not utilize camera phones, either. The communications staff will alert the media of the permissible "shooting" periods before and during each practice.
- ▶ Video of practice or Zoom press conferences by an individual or media outlet can be posted on social-media sites in compliance with the NFL online-content policy.
- ▶ No live-streaming or live broadcast of practice or Zoom

press conferences is permitted by an individual or media outlet at any time on any platform.

- ▶ NO entries about specific schemes, personnel groupings or anything that might be related in any way to game planning. If you have ANY questions about this, please ask a member of the Packers' communications staff before posting.
- ▶ NO entries regarding "football communications," including specific exchanges between coaches and players that might be overheard. Acknowledgement that the conversation occurred is acceptable, but we ask that the details of the conversation be withheld.
- ▶ NO detailed speculation as to the potential nature or severity of an injury until LaFleur has addressed it following practice. Once again, acknowledging that an injury occurred and providing general details (i.e., "right leg ..." or "left wrist ...") is permitted, but anything beyond that would be purely speculative and possibly inaccurate.
- ▶ Photographers (video and still) are asked to avoid filming, photographing, printing and/or airing any shots of any injury situation, while the injury occurs, while trainers attend to/treat the injured player, and while the player is leaving the field, either on his own or with aid. This includes minor injuries. The team will allow shots of players after they've been treated. For instance, cameras are allowed to shoot a player on the sideline with ice on his knee, after trainers have left. However, cameras are not allowed to film a player on crutches, either on the field or in the locker room. If outlets choose not to respect this policy – or any other policy – the team will have no choice but to consider limiting access to the field and/or locker room.

ONLINE-CONTENT POLICY

- ▶ Accredited Organizations may supplement its traditional media distribution platform (e.g., newspaper, television, radio) with other new media distribution platforms that it controls (e.g., websites, official social media accounts, applications, podcasts), provided that, with respect to such new media distribution platforms: (i) any use of film or video or digital still images is limited to a reasonable amount or number (as applicable), and used only to illustrate or support news and editorial coverage of the Game or Event (as opposed to use in connection with or on commercial products (e.g., apparel, posters, commemorative programs, or other types of souvenir or other merchandise, or sponsored content) purposes; (ii) any use of film or video or digital still images is not used to create Simulated Video of game action; (iii) no video of game action is used (except that, if the Accredited Organization is a television broadcaster, Game or Event highlights may be shown as part of a single, non-archived, online "simulcast" of any regularly scheduled television news programming the Accredited Organization may broadcast, provided it adheres to the limits on such broadcasts set forth below); and (iv) use of non-game audio and video content obtained as a result of credentialed card access (e.g., press conferences, training camp, practice and/or interviews at NFL venues or events): (1) must be limited to 90 seconds maximum per day (180 seconds maximum -- 90 seconds per Member Club -- in two-Member Club markets), (2) may not be posted or streamed "live" or in real time in any form or medium and may not be archived (i.e., made available for on-demand public access for more than 24 hours after posting, etc.), (3) may appear only in an editorial context (i.e., no sponsorship, merchandising or advertising integrated with or around the content, including digital advertising, etc.), and (4) must be accompanied by links back to NFL.com and to the applicable Member Club's web site.

INJURY INFORMATION

- ▶ All injury information will be issued by Head Coach Matt LaFleur. Please do not address injury questions to another coach or staff member.

CELL PHONES

- ▶ The team does not tolerate cell-phone distractions at practice. Please set all phones to off or vibrate. Phone conversations are strongly discouraged, but if necessary, should be conducted well away from the field.

POOL REPORTER

- ▶ As assigned by the Professional Football Writers of America (PFWA), the Green Bay pool reporter for the 2021 season is Rob Demovsky of ESPN.com. Pete Dougherty of the *Green Bay Press-Gazette* is the alternate.

MISCELLANEOUS

- ▶ All items brought to practice (cameras, bags, tripods, equipment, etc.) should be stored against the wall, away from the field, for safety reasons.
- ▶ Food is not allowed during practice.
- ▶ Any equipment not stored should be held at all times; when avoiding oncoming action, it is important that anything in your possession moves as you move.
- ▶ No players or coaches may be actively engaged in conversation or interviewed while practice is in progress.

CREDENTIALS

- ▶ All credential requests may be requested through Sarah Quick, assistant director of communications, via email: quicks@packers.com. Credentials will not be mailed, unless the requesting outlet provides a Federal Express or UPS number, and if scheduled in advance, should be picked up in person at the Packers' corporate offices, located in the Lambeau Field Atrium. Credentials not obtained prior to gameday will be left at Media Will Call on the south side of the stadium near the South Gate. Media Will Call opens three hours prior to kickoff.

PHOTO CREDENTIALS

- ▶ Photo credentials will not be issued to freelance photographers unless on a specific assignment from an accredited organization. Credentials are not provided to "grips" due to space limitations.

GAME-CREDENTIAL DEADLINES

- ▶ Following are credential application deadlines for the Packers' regular-season games. All written requests should be directed to Sarah Quick via email at quicks@packers.com.
- ▶ at Arizona – Wednesday, Oct. 20, by 10 a.m.
- ▶ at Kansas City – Monday, Nov. 1, by 10 a.m.
- ▶ vs. Seattle – Wednesday, Nov. 10, by 5 p.m.
- ▶ at Minnesota – Monday, Nov. 15, by 10 a.m.
- ▶ vs. L.A. Rams – Wednesday, Nov. 24, by 5 p.m.
- ▶ vs. Chicago – Wednesday, Dec. 8, by 5 p.m.
- ▶ at Baltimore – Monday, Dec. 13, by 10 a.m.
- ▶ vs. Cleveland – Tuesday, Dec. 21, by noon
- ▶ vs. Minnesota – Wednesday, Dec. 29, by 5 p.m.
- ▶ at Detroit – Monday, Jan. 3, by 10 a.m.

PACKERS IN WEEKLY 2021 TEAM RANKINGS

		NFL Offense			NFL Defense		
After	Week Opp.	Total	Rush	Pass	Total	Rush	Pass
1	@NO (Jax.)	32	32	26	9t	30	3
2	DET	29	28	27	10	29	7
3	@SF	26	30	22	9	16	9
4	PIT	25	24	24	6	12	8
5	@CIN	22	21	16t	6	11	10
6	@CHI	23	17t	21	5	13	4
7	WAS	24	19	18	7	22	6
GB in 2020		5	8	9	9	13t	7
GB in 2019		18	15	17	18	23	14
GB in 2018		12	22	9	18	22	12
GB in 2017		26	17	25	22	17	23
GB in 2016		8	20	7	22	8	31
GB in 2015		23	12	25t	15	21	6
GB in 2014		6	11	8	15	23	10
GB in 2013		3	7	6	25	25	24
GB in 2012		13	20	9	11	17	11
GB in 2011		3	27	3	32	14	32
GB in 2010		9	24	5	5	18	5
GB in 2009		6	14	7	2	1	5
GB in 2008		8	17	8	20	26	12
GB in 2007		2	21	2	11	14	12
GB in 2006		9	23	8	12	13	17
GB in 2005		18	30	7	7	23	1
GB in 2004		3	10	3	25	14	25
GB in 2003		4	3	16	17	10	23
GB in 2002		12	12	10	12	21	3
GB in 2001		6	21	3	12	16	15
GB in 2000		15	23	8	15	8	19
GB in 1999		9	21	7	19	22	18
GB in 1998		5	25	3	4	4	10
GB in 1997		4	12	3	7	20	8
GB in 1996		5	11	5	1	4	1
GB in 1995		7	26	3	14	7	21
GB in 1994		9	19	9	6	3	15
GB in 1993		19	22	18	2	8	7
GB in 1992		15	21	9	23	16	23

CONSECUTIVE-SELLOUT STREAK

Due to health and safety concerns, the Packers made the decision to first not have fans at home games and then to sell a limited number tickets to a few home games in 2020 due to the pandemic, which put a pause to the franchise's sellout streak. The Packers are happy to welcome back full crowds this season and after Week 7 against Washington, the sellout streak moved to 352 regular-season games (not including replacement games).

- ▶ The league's longest-tenured stadium, Lambeau Field is hosting its 65th season of football in 2021. For the victory over Seattle in the Divisional round of the 2019 playoffs, 78,998 Packers fans filled Lambeau Field for the second-highest paid attendance in stadium history (79,704 in the Divisional round of the 2014 playoffs versus Dallas).
- ▶ Across American professional sports, only Boston's Fenway Park (1912) and Chicago's Wrigley Field (1914) have longer tenures.

BREAKING DOWN THE ROSTER

The Packers enter Week 8 with a 51-man roster that is composed of 21 offensive players, 27 defensive players and three specialists.

- ▶ Of the 51 players on Green Bay's roster, 28 of them (55.0 percent) were draft picks of the Packers. Green Bay has eight players that were drafted in the first round, including six that were selected by the Packers.
- ▶ Green Bay has 10 players on the roster that began their careers as undrafted free agents.
- ▶ 41.2 percent of the players (21 of 51) on Green Bay's roster entered the league as a sixth-round or seventh-round pick or as an undrafted player.
- ▶ Of the 51 players on the roster, 44 of them (86.5 percent) are 28 years old or younger (as of Oct 25) and 23 players (45.0 percent) are 24 years old or younger.
- ▶ Of the 51 players on the roster, 10 of them (19.6 percent) played collegiately outside of the "Power Five" conferences (ACC, Big 10, Big 12, Pac-12 and SEC).
- ▶ Over 28 percent of the players (15 of 52, 28.8 percent) attended high school in either California (9 players) or Texas (6 players). In total, Green Bay's roster is composed of players from 24 different states and two different countries (United States and Canada).

GREEN BAY'S ROSTER ...

BY AGE (as of Oct. 25)

21-24	21 players
25-28	23 players
29-32	4 players
33-plus	3 players

BY EXPERIENCE

R-1	10 players
2-3	17 players
4-5	12 players
6-9	7 players
10-plus	5 players

BY DRAFT ROUND

1st	8 players
2nd/3rd	14 players
4th/5th	9 players
6th/7th	10 players
Undrafted	10 players

BY COLLEGIATE CONFERENCE

SEC	10 players
Big Ten	10 players
ACC	8 players
Pac-12	6 players
Big 12	5 players
Mountain West	3 players
NCAA Division I FCS	3 players
Conference USA	2 players
Division I FBS Independent	2 players
American	1 player
Sun Belt	1 player

PRONUNCIATION GUIDE

PLAYERS

Jaire Alexander	ji-air
Adrian Amos	AY-miss
David Bakhtiari	bock-tee-R-ee
Corey Bojorquez	buh-HOR-kez
DeVondre Campbell	duh-VONN-dray
Josiah Deguara	duh-gwa-rah
Rasul Douglas	RAH-sool
Kabion Ento	kay-be-on N-toe
Tipa Galeai	tee-puh nah-lee-eye
Elgton Jenkins	EL-ton
Bronson Kaufusi	cow-FOO-see
Kingsley Keke	kee-kee
Allen Lazard	luh-ZARD
Whitney Mercilus	MER-sih-liss
Yosh Nijman	rhymes with Josh NY-man
Jaylon Smith	JAY-lin
Za'Darius Smith	zuh-DAIR-ee-us

Equanimeous St. Brown	eck-wah-nihm-ee-ous
Chandon Sullivan	CHAN-din
Robert Tonyan	TUN-yin
Marquez Valdes-Scantling	mar-KWEZ
Juwann Winfree	juh-WANN

COACHES/FRONT OFFICE

Wendel Davis	WEN-del
Ryan Downard	DOWN-erd
Brian Gutekunst	GOO-tuh-kunst
Matt LaFleur	la-flew-er
Mark Lovat	luh-VOTT
Ryan Mahaffey	muh-haff-ee
Ruvel Martin	ROO-vell
Kirk Olivadotti	ah-luh-vuh-DOT-ee
Justin Outten	OW-ten
Adam Stenavich	STEN-uh-vitch
Rayna Stewart	ruh-NAY

ROSTER/ALPHABETICAL

NO.	NAME	POS	HT	WT	DOB	EXP	COLLEGE	HOMETOWN	HOW ACC
31	Amos, Adrian	S	6-0	214	4/29/1993	7	Penn State	Baltimore, Md.	UFA (Chi.)-19
51	Barnes, Kryis	LB	6-2	229	4/2/1996	2	UCLA	Bakersfield, Calif.	FA-20
41	Black, Henry	S	6-0	204	1/3/1997	2	Baylor	Shreveport, La.	(via VA)
7	Bojorquez, Corey	P	6-0	217	9/13/1996	4	New Mexico	Lakewood, Calif.	T-21 (via LAR)
43	Bradley, Hunter	LS	6-3	241	5/21/1994	4	Mississippi State	Collierville, Tenn.	D7b-18
42	Burks, Oren	LB	6-3	233	3/21/1995	4	Vanderbilt	Lorton, Va.	D3-18
59	Campbell, DeVondre	LB	6-3	232	7/1/1993	6	Minnesota	Fort Myers, Fla.	UFA-21
97	Clark, Kenny	DL	6-3	314	10/4/1995	6	UCLA	Rialto, Calif.	D1-16
18	Cobb, Randall	WR	5-10	192	8/22/1990	11	Kentucky	Alcoa, Tenn.	T-21 (via HOU)
2	Crosby, Mason	K	6-1	207	9/3/1984	15	Colorado	Georgetown, Texas	D6c-07
84	Davis, Tyler	TE	6-4	252	4/2/1997	2	Georgia Tech	North Bellmore, N.Y.	FA-21 (PS-IND)
81	Deguara, Josiah	TE	6-2	238	2/14/1997	2	Cincinnati	Folsom, Calif.	D3-20
28	Dillon, AJ	RB	6-0	247	5/2/1996	2	Boston College	Groton, Mass.	D2-20
29	Douglas, Rasul	CB	6-2	209	8/29/1994	5	West Virginia	East Orange, N.J.	FA-21 (PS-ARI)
53	Garvin, Jonathan	LB	6-4	257	7/28/1999	2	Miami	Lake Worth, Fla.	D7b-20
52	Gary, Rashan	LB	6-5	277	12/3/1997	3	Michigan	Paramus, N.J.	D1a-19
54	Hamilton, La'Darius	LB	6-2	261	1/18/1998	1	North Texas	Corrigan, Texas.	FA-21 (PS-TB)
67	Hanson, Jake	C	6-4	296	4/29/1997	1	Oregon	Eureka, Calif.	D6b-20
90	Heflin, Jack	DL	6-3	304	3/8/1996	R	Iowa	Prophetstown, Ill.	FA-21
32	Hill, Kylin	RB	5-10	214	8/18/1998	R	Mississippi State	Columbus, Miss.	D7-21
22	Jean-Charles, Shemar	CB	5-10	184	6/20/1998	R	Appalachian State	Miramar, Fla.	D5b-21
74	Jenkins, Elgton	G	6-5	311	12/26/1995	3	Mississippi State	Clarksdale, Miss.	D2-19
33	Jones, Aaron	RB	5-9	208	12/2/1994	5	Texas-El Paso	El Paso, Texas	D5b-17
96	Keke, Kingsley	DL	6-3	288	9/26/1996	3	Texas A&M	Richmond, Texas	D5-19
79	Kelly, Dennis	T	6-8	321	1/16/1990	10	Purdue	Chicago Heights, Ill.	FA-21
20	King, Kevin	CB	6-3	200	5/5/1995	5	Washington	Oakland, Calif.	D2a-17
95	Lancaster, Tyler	DL	6-3	313	11/4/1999	4	Northwestern	Plainfield, Ill.	FA-18
13	Lazard, Allen	WR	6-5	227	12/11/1995	3	Iowa State	Urbandale, Iowa	FA-18 (PS-Jax)
89	Lewis, Mercedes	TE	6-6	267	5/19/1984	16	UCLA	Long Beach, Calif.	FA-20
10	Love, Jordan	QB	6-4	219	11/2/1998	2	Iaah State	Bakersfield, Calif.	D1-18
94	Lowry, Dean	DL	6-6	296	6/9/1994	6	Northwestern	Rockford, Ill.	D4b-16
58	McDuffie, Isaiah	LB	6-1	227	7/21/1999	R	Boston College	Buffalo, N.Y.	D6b-21
50	Mercurio, Whitney	LB	6-4	261	7/21/1990	10	Illinois	Akron, Ohio	FA-21
70	Newman, Royce	T/G	6-5	310	8/17/1997	8	Mississippi	Nashville, Ill.	D4-21
73	Nijman, Yosh	T	6-7	314	1/2/1996	2	Virginia Tech	Maplewood, N.J.	FA-19
62	Patrick, Lucas	G	6-3	313	7/30/1993	5	Duke	Brentwood, Tenn.	FA-16
12	Rodgers, Aaron	QB	6-2	225	12/2/1983	17	California	Chico, Calif.	D1-05
8	Rodgers, Amari	WR	5-9	212	9/23/1999	R	Clemson	Knoxville, Tenn.	D3-21
76	Runyan, Jon	G	6-4	307	8/8/1997	2	Michigan	Philadelphia, Pa.	D6a-20
26	Savage, Darnell	S	5-11	198	7/30/1997	3	Maryland	Bear, Del.	D1b-19
36	Scott, Vernon	S	6-2	202	9/11/1997	2	TCU	Arlington, Texas	D7a-20
93	Slaton, T.J.	DL	6-4	330	10/3/1997	R	Florida	Plantation, Fla.	D5a-21
9	Smith, Preston	LB	6-2	235	6/14/1995	5	Notre Dame	Fort Wayne, Ind.	FA-21
91	Smith, Jaylon	LB	6-5	265	11/17/1992	7	Mississippi State	Stone Mountain, Ga.	UFA (Was.)-19
19	St. Brown, Equanimeous	WR	6-5	214	9/30/1996	4	Notre Dame	Anaheim, Calif.	D6-18
21	Stokes, Eric	CB	6-0	194	3/1/1996	R	Georgia	Covington, Ga.	D1-21
39	Sullivan, Chandon	CB	5-11	189	8/7/1996	4	Georgia State	Winder, Ga.	FA-19
44	Summers, Ty	LB	6-1	241	12/31/1995	3	TCU	San Antonio, Texas	D7-19
85	Tonyan, Robert	TE	6-5	240	4/30/1994	4	Indiana State	McHenry, Ill.	FA-17
77	Turner, Billy	G/T	6-5	310	10/17/1991	8	North Dakota State	Arden Hills, Minn.	UFA (Den.)-19
24	Yadom, Isaac	CB	6-1	188	2/20/1996	4	Boston College	Worcester, Mass.	T-21 (via NYG)

Practice Squad (16)

98	Adeoye, Aaron	LB	6-6	260	8/26/1993	1	Southeast Missouri State	Marion, Ill.	FA-21
6	Benkert, Kurt	QB	6-3	218	7/17/1995	2	Virginia	Cape Coral, Fla.	FA-21
16	Blair, Chris	WR	6-2	198	10/6/1997	R	Alcorn State	Louisville, Miss.	FA-21
64	Braden, Ben	G	6-6	329	3/9/1994	2	Michigan	Rockford, Mich.	FA-20
30	Davis, Shawn	S	5-11	202	12/24/1998	R	Florida	Miami, Fla.	FA-21
48	Ento, Kabion	CB	6-1	187	1/3/1996	2	Colorado	Pine Bluff, Ark.	FA-19
38	Gaines, Innis	S	6-1	202	8/29/1998	R	TCU	Beaumont, Texas	FA-21
40	Galeai, Tipa	LB	6-5	229	2/26/1997	1	Utah State	Eules, Texas	FA-20
45	Kaufusi, Bronson	TE	6-6	270	7/6/1991	3	Brigham Young	Provo, Utah	FA-21
99	McIntosh, RJ	DL	6-5	286	6/2/1996	4	Miami (Fla.)	Fort Lauderdale, Fla.	FA-21
11	Molson, JJ	K	5-11	180	4/3/1997	1	UCLA	Westmont, Quebec	FA-20
27	Taylor, Patrick	RB	6-2	217	4/29/1998	1	Memphis	Humble, Texas	FA-20
78	Van Lanen, Cole	T/G	6-4	305	4/23/1998	R	Wisconsin	Green Bay, Wis.	D6a-21
57	Wilborn, Ray	LB	6-3	230	4/1/1997	1	Ball State	Lansing, Mich.	FA-21
88	Winfree, Juvann	WR	6-1	210	9/4/1996	2	Colorado	Englewood, N.J.	FA-20
46	Wirtel, Steven	LS	6-4	228	10/3/1997	1	Iowa State	Orland Park, Ill.	FA-21

Reserve/PUP (1)

69	Bakhtiari, David	T	6-4	310	9/30/1991	9	Colorado	San Mateo, Calif.	D4a-13
----	------------------	---	-----	-----	-----------	---	----------	-------------------	--------

Injured Reserve (8)

23	Alexander, Jaire	CB	5-10	196	2/9/1997	4	Louisville	Charlotte, N.C.	D1-18
49	Dafney, Dominique	TE	6-2	243	6/3/1997	1	Indiana State	West Des Moines, Iowa	FA-20
71	Myers, Josh	C/G	6-5	310	7/16/1998	R	Ohio State	Maplewood, Ohio	D2-21
56	Ramsey, Randy	LB	6-3	238	9/7/1995	2	Arkansas	Fort Lauderdale, Fla.	FA-19
25	Redmond, Will	S	5-11	186	12/28/1993	6	Mississippi State	Memphis, Tenn.	FA-18
47	Rivers, Chauncey	LB	6-2	259	6/12/1997	1	Mississippi State	Stone Mountain, Ga.	W-21 (via BAL)
55	Smith, Za'Darius	LB	6-4	272	9/8/1992	7	Kentucky	Greenville, Ala.	UFA (Bal.)-19
83	Valdes-Scantling, Marquez	WR	6-4	206	10/10/1994	4	South Florida	St. Petersburg, Fla.	D5c-18

Reserve/COVID-19 (2)

17	Adams, Davante	WR	6-1	215	12/24/1992	8	Fresno State	Palo Alto, Calif.	D2-14
86	Taylor, Malik	WR	6-1	220	12/21/1995	2	Ferris State	Montrose, Mich.	FA-19

ROSTER/NUMERICAL

NO.	NAME	POS	HT	WT	DOB	EXP	COLLEGE	HOMETOWN	HOW ACC
2	Mason Crosby	K	6-1	207	9/3/1984	15	Colorado	Georgetown, Texas	D6c-07
7	Corey Bojorquez	P	6-0	217	9/13/1996	4	New Mexico	Lakewood, Calif.	T-21 (via LA-R)
8	Amari Rodgers	WR	5-9	212	9/23/1999	R	Clemson	Knoxville, Tenn.	D3-21
9	Jaylon Smith	LB	6-2	235	6/14/1995	5	Notre Dame	Fort Wayne, Ind.	FA-21
10	Jordan Love	QB	6-4	219	11/2/1998	2	Utah State	Bakersfield, Calif.	D1-20
12	Aaron Rodgers	QB	6-2	225	12/2/1983	17	California	Chico, Calif.	D1-05
13	Allen Lazard	WR	6-5	227	12/1/1995	3	Iowa State	Urbandale, Iowa	FA-18 (via Jax.)
18	Randall Cobb	WR	5-10	192	8/22/1990	11	Kentucky	Alcoa, Tenn.	T-21 (via Hou.)
19	Equanimeous St. Brown	WR	6-5	214	9/30/1996	4	Notre Dame	Anaheim, Calif.	D2-17
20	Kevin King	CB	6-3	200	5/5/1995	5	Washington	Oakland, Calif.	D6-18
21	Eric Stokes	CB	6-0	194	3/1/1999	R	Appalachian State	Covington, Ga.	D1-21
22	Shemar Jean-Charles	CB	5-10	184	6/20/1998	R	Appalachian State	Miramar, Fla.	D5b-21
24	Isaac Yiadom	CB	6-1	188	2/20/1996	4	Boston College	Worcester, Mass.	T-21 (via NYG)
26	Darnell Savage	S	5-11	198	7/30/1997	3	Maryland	Bear, Del.	D1b-19
28	AJ Dillon	RB	6-0	247	5/2/1998	2	Boston College	Groton, Mass.	D2-20
29	Rasul Douglas	CB	6-2	209	8/29/1994	5	West Virginia	East Orange, N.J.	FA-21 (PS-AR)
31	Adrian Amos	S	6-0	214	4/29/1993	7	Penn State	Baltimore, Md.	UFA (Chi.)-19
32	Kylin Hill	RB	5-10	214	8/18/1998	R	Mississippi State	Columbus, Miss.	D7-21
33	Aaron Jones	RB	5-9	208	12/2/1994	5	Texas-El Paso	El Paso, Texas	D5b-17
36	Vernon Scott	S	6-2	202	8/11/1997	2	TCU	Arlington, Texas	D7a-20
39	Chandon Sullivan	CB	5-11	189	8/7/1996	4	Georgia State	Winder, Ga.	FA-19
41	Henry Black	S	6-0	204	1/3/1997	2	Baylor	Shreveport, La.	FA-20
42	Oren Burks	LB	6-3	233	3/21/1995	4	Vanderbilt	Lorton, Va.	D3-18
43	Hunter Bradley	LS	6-3	241	5/21/1994	4	Mississippi State	Collierville, Tenn.	D7b-18
44	Ty Summers	LB	6-1	241	12/31/1995	3	TCU	San Antonio, Texas	D7-19
50	Whitney Mercilus	LB	6-4	261	7/21/1990	10	Illinois	Akron, Ohio	FA-21
51	Krys Barnes	LB	6-2	229	4/2/1998	2	UCLA	Bakersfield, Calif.	FA-20
52	Rashan Gary	LB	6-5	277	12/3/1997	3	Michigan	Paramus, N.J.	D1a-19
53	Jonathan Garvin	LB	6-4	257	7/28/1999	2	Miami	Lake Worth, Fla.	D7b-20
54	La Darius Hamilton	LB	6-2	261	1/18/1998	1	North Texas	Corrigan, Texas.	FA-21 (PS-Tb.)
58	Isaiah Campbell	LB	6-1	227	7/21/1999	R	Boston College	Buffalo, N.Y.	D6b-21
59	DeVondre McCaffrey	LB	6-3	232	7/1/1993	6	Minnesota	Fort Myers, Fla.	UFA-21
62	Lucas Patrick	G	6-3	313	7/30/1993	5	Duke	Brentwood, Tenn.	FA-16
67	Jake Hanson	C	6-4	296	4/29/1997	1	Oregon	Eureka, Calif.	D6b-20
70	Royce Newman	T/G	6-5	310	8/17/1997	R	Mississippi	Nashville, Ill.	D4a-21
73	Yosh Nijman	T	6-7	314	1/2/1998	2	Virginia Tech	Maplewood, N.J.	FA-19
74	Elgton Jenkins	G	6-5	311	12/28/1995	3	Mississippi State	Clarksdale, Miss.	D2-19
76	Jon Runyan	G	6-4	307	8/8/1997	2	Michigan	Philadelphia, Pa.	D6a-20
77	Billy Turner	G/T	6-5	310	10/17/1991	8	North Dakota State	Arden Hills, Minn.	UFA (Den.)-19
79	Dennis Kelly	T	6-8	321	1/16/1990	10	Purdue	Chicago Heights, Ill.	FA-21
81	Josiah Deguara	TE	6-2	238	2/14/1997	2	Cincinnati	Folsom, Calif.	D3-20
84	Tyler Davis	TE	6-4	252	4/2/1997	2	Georgia Tech	North Bellmore, N.Y.	FA-21 (PS-IND.)
85	Robert Tonyan	TE	6-5	240	4/30/1994	4	Indiana State	MHenry, Ill.	FA-17
89	Marcedes Lewis	TE	6-6	267	5/19/1984	16	UCLA	Long Beach, Calif.	FA-18
90	Jack Heflin	DL	6-3	304	3/8/1998	R	Iowa	Prophetstown, Ill.	FA-19
91	Preston Smith	DL	6-5	265	11/7/1992	7	Mississippi State	Stone Mountain, Ga.	UFA (Was.)-19
93	T.J. Latour	DL	6-4	330	10/3/1997	R	Florida	Plantation, Fla.	D5a-21
94	Dean Lowry	DL	6-6	296	6/3/1994	6	Northwestern	Rockford, Ill.	D4b-16
95	Tyler Lancaster	DL	6-3	313	11/4/1994	4	Northwestern	Plainfield, Ill.	FA-18
96	Kingsley Keke	DL	6-3	288	9/26/1996	3	Texas A&M	Richmond, Texas	D5-19
97	Kenny Clark	DL	6-3	314	10/4/1995	6	UCLA	Rialto, Calif.	D1-16

Practice Squad (16)

6	Kurt Benkert	QB	6-3	218	7/17/1995	2	Virginia	Cape Coral, Fla.	FA-21
11	JJ Molson	K	5-11	180	4/3/1997	1	UCLA	Westmont, Quebec	FA-20
16	Chris Blair	WR	6-2	198	10/6/1997	R	Alcorn State	Louisville, Miss.	FA-21
27	Patrick Taylor	RB	6-2	217	4/29/1998	1	Memphis	Humble, Texas	FA-20
30	Shawn Davis	S	5-11	202	12/24/1998	R	Florida	Miami, Fla.	FA-21
38	Innis Gaines	S	6-1	202	8/29/1998	R	TCU	Beaumont, Texas	FA-21
40	Tipa Galeai	LB	6-5	229	2/26/1997	1	Utah State	Eules, Texas	FA-20
45	Bronson Kaufusi	TE	6-6	270	7/6/1991	3	Brigham Young	Provo, Utah	FA-21
46	Steven Wirtel	LS	6-4	228	10/3/1997	1	Iowa State	Orland Park, Ill.	FA-21
48	Kabion Ento	CB	6-1	187	1/3/1996	2	Colorado	Pine Bluff, Ark.	FA-19
57	Ray Wilborn	LB	6-3	230	4/1/1997	1	Ball State	Lansing, Mich.	FA-21
64	Ben Braden	G	6-6	329	3/9/1994	2	Michigan	Rockford, Mich.	FA-20
78	Cole Van Lanen	T/G	6-4	305	4/23/1998	R	Wisconsin	Green Bay, Wis.	D6a-21
88	Juwann Winfree	WR	6-1	210	9/4/1996	2	Colorado	Englewood, N.J.	FA-20
98	Aaron Adeoye	LB	6-6	260	8/26/1993	1	Southeast Missouri State	Marion, Ill.	FA-21
99	RJ McIntosh	DL	6-5	286	6/2/1996	4	Miami (Fla.)	Fort Lauderdale, Fla.	FA-21

Reserve/PUP (1)

69	David Bakhtiari	T	6-4	310	9/30/1991	9	Colorado	San Mateo, Calif.	D4a-13
----	-----------------	---	-----	-----	-----------	---	----------	-------------------	--------

Injured Reserve (8)

23	Jaire Alexander	CB	5-10	196	2/9/1997	4	Louisville	Charlotte, N.C.	D1-18
25	Will Redmond	S	5-11	186	12/28/1993	6	Mississippi State	Memphis, Tenn.	FA-18
47	Chauncey Rivers	LB	6-2	259	6/12/1997	1	Mississippi State	Stone Mountain, Ga.	W-21 (via BA-L)
49	Dominique Dafney	TE	6-2	243	6/3/1997	1	Indiana State	West Des Moines, Iowa	FA-20
55	Za'Darius Smith	LB	6-4	272	9/8/1992	7	Kentucky	Greenville, Ala.	UFA (Bal.)-19
56	Randy Ramsey	LB	6-3	238	9/7/1995	2	Arkansas	Fort Lauderdale, Fla.	FA-19
71	Josh Myers	C/G	6-5	310	7/16/1998	R	Ohio State	Miamisburg, Ohio	D2-21
83	Marquez Valdes-Scantling	WR	6-4	206	10/10/1994	4	South Florida	St. Petersburg, Fla.	D5c-18

Reserve/COVID-19 (2)

17	Davante Adams	WR	6-1	215	12/24/1992	8	Fresno State	Palo Alto, Calif.	D2-14
86	Malik Taylor	WR	6-1	220	12/21/1995	2	Ferris State	Montrose, Mich.	FA-19

ROSTER/POSITIONAL

NO.	NAME	POS.	HT.	WT.	AGE	EXP.	COLLEGE	HOMETOWN	HOW ACQ.
QUARTERBACKS (2)									
10	Jordan Love	QB	6-4	219	22	2	Utah State	Bakersfield, Calif.	D1-20
12	Aaron Rodgers	QB	6-2	225	37	17	California	Chico, Calif.	D1-05
RUNNING BACKS (3)									
28	AJ Dillon	RB	6-0	247	23	2	Boston College	Groton, Mass.	D2-20
32	Kylin Hill	RB	5-10	214	23	R	Mississippi State	Columbus, Miss.	D7-21
33	Aaron Jones	RB	5-9	208	26	5	Texas-El Paso	El Paso, Texas	D5b-17
WIDE RECEIVERS (4)									
8	Amari Rodgers	WR	5-9	212	22	R	Clemson	Knoxville, Tenn.	D3-21
13	Allen Lazard	WR	6-5	227	25	3	Iowa State	Urbandale, Iowa	FA-18 (PS-Jax.)
18	Randall Cobb	WR	5-10	192	31	11	Kentucky	Alcoa, Tenn.	T-21 (via HOU)
19	Equanimeous St. Brown	WR	6-5	214	25	4	Notre Dame	Anaheim, Calif.	D6-18
TIGHT ENDS (4)									
81	Josiah Deguara	TE	6-2	238	24	2	Cincinnati	Folsom, Calif.	D3-20
84	Tyler Davis	TE	6-4	252	24	2	Georgia Tech	North Bellmore, N.Y.	FA-21 (PS-IND.)
85	Robert Tonyan	TE	6-5	240	27	4	Indiana State	McHenry, Ill.	FA-17
89	Marcodes Lewis	TE	6-6	267	37	16	UCLA	Long Beach, Calif.	FA-18
OFFENSIVE LINE (8)									
62	Lucas Patrick	G	6-3	313	28	5	Duke	Brentwood, Tenn.	FA-16
67	Jake Hanson	C	6-4	296	24	1	Oregon	Eureka, Calif.	D6b-20
70	Royce Newman	T/G	6-5	310	24	R	Mississippi	Nashville, Ill.	D4-21
73	Yosh Nijman	T	6-7	314	25	2	Virginia Tech	Maplewood, N.J.	FA-19
74	Eigton Jenkins	G	6-5	311	25	3	Mississippi State	Clarksdale, Miss.	D2-19
76	Jon Runyan	G	6-4	307	24	2	Michigan	Philadelphia, Pa.	D6a-20
77	Billy Turner	G/T	6-5	310	30	8	North Dakota State	Arden Hills, Minn.	UFA (Den.)-19
79	Dennis Kelly	T	6-8	321	31	10	Purdue	Chicago Heights, Ill.	FA-21
LINEBACKERS (11)									
9	Jaylon Smith	LB	6-2	235	26	5	Notre Dame	Fort Wayne, Ind.	FA-21
42	Oren Burks	LB	6-3	233	26	4	Vanderbilt	Lorton, Va.	D3-18
44	Ty Summers	LB	6-1	241	25	3	TCU	San Antonio, Texas	D7-19
50	Whitney Mercilus	LB	6-4	261	31	10	Illinois	Akron, Ohio	FA-21
51	Krys Barnes	LB	6-2	229	23	2	UCLA	Bakersfield, Calif.	FA-20
52	Rashan Gary	LB	6-5	277	23	3	Michigan	Paramus, N.J.	D1a-19
53	Jonathan Garvin	LB	6-4	257	22	2	Miami	Lake Worth, Fla.	D7b-20
54	La'Darius Hamilton	LB	6-2	261	23	1	North Texas	Corrigan, Texas.	FA-21 (PS-TB.)
58	Isaiah McDuffie	LB	6-1	227	22	R	Boston College	Bufileo, N.Y.	D6b-21
59	De'Vondre Campbell	LB	6-3	232	28	6	Minnesota	Fort Myers, Fla.	UFA-21
91	Preston Smith	LB	6-5	265	28	7	Mississippi State	Stone Mountain, Ga.	UFA (Was.)-19
DEFENSIVE BACKS (10)									
20	Kevin King	CB	6-3	200	26	5	Washington	Oakland, Calif.	D2a-17
21	Eric Stokes	CB	6-0	194	22	R	Georgia	Covington, Ga.	D1-21
22	Shemar Jean-Charles	CB	5-10	184	23	R	Appalachian State	Miramar, Fla.	D5b-21
24	Isaac Yiadom	CB	6-1	188	25	4	Boston College	Worcester, Mass.	T-21 (via NYG)
26	Darnell Savage	S	5-11	198	24	3	Maryland	Bear, Del.	D1b-19
29	Rasul Douglas	CB	6-2	209	27	5	West Virginia	East Orange, N.J.	FA-21 (PS-ARI.)
31	Adrian Amos	S	6-0	214	28	7	Penn State	Baltimore, Md.	UFA (Chi.)-19
36	Vernon Scott	S	6-2	202	24	2	TCU	Arlington, Texas	D7a-20
39	Chandon Sullivan	CB	5-11	189	25	4	Georgia State	Winder, Ga.	FA-19
41	Henry Black	S	6-0	204	24	2	Baylor	Shreveport, La.	FA-20
DEFENSIVE LINE (6)									
90	Jack Heflin	DL	6-3	304	23	R	Iowa	Prophetstown, Ill.	FA-21
93	T.J. Slaton	DL	6-4	330	24	R	Florida	Plantation, Fla.	D5a-21
94	Dean Lowry	DL	6-6	296	27	6	Northwestern	Rockford, Ill.	D4b-16
95	Tyler Lancaster	DL	6-3	313	26	4	Northwestern	Plainfield, Ill.	FA-18
96	Kingsley Keke	DL	6-3	288	25	3	Texas A&M	Richmond, Texas	D5-19
97	Kenny Clark	DL	6-3	314	26	6	UCLA	Rialto, Calif.	D1-16
SPECIALISTS (3)									
2	Mason Crosby	K	6-1	207	37	15	Colorado	Georgetown, Texas	D6c-07
7	Corey Bojorquez	P	6-0	217	25	4	New Mexico	Lakewood, Calif.	T-21 (via LAR)
43	Hunter Bradley	LS	6-3	241	27	4	Mississippi State	Collierville, Tenn.	D7b-18

ROSTER/HOW BUILT

YEAR	DRAFTEES (28)	FREE AGENTS (12)	COLLEGE FREE AGENTS (6)	TRADES/WAIVERS (3)	PRACTICE SQUAD (2)
2005	QB A. Rodgers (1)				
2007	K M. Crosby (6c)				
2016	DL K. Clark (1) DL D. Lowry (4b)		G L. Patrick (FA-16)		
2017	CB K. King (2a) RB A. Jones (5b)	TE R. Tonyan (FA-17)			
2018	LB O. Burks (3) WR E. St. Brown (6) LS H. Bradley (7b)	TE M. Lewis (FA-18)	DL T. Lancaster (FA-18)		WR A. Lazard (FA-18 PS-Jax.)
2019	LB R. Gary (1a) S D. Savage (1b) G E. Jenkins (2) DL K. Keke (5) LB T. Summers (7)	S A. Amos (UFA Chi. -19) LB P. Smith (UFA Was. -19) CB C. Sullivan (FA-19) G/T B. Turner (UFA Den. -19)	T Y. Nijman (FA-19)		
2020	QB J. Love (1) RB A. Dillon (2) TE J. Deguara (3) G J. Runyan (6a) C J. Hanson (6b) S V. Scott (7a) LB J. Garvin (7b)		LB K. Barnes (FA-20) S H. Black (FA-20)		
2021	CB E. Stokes (1) WR A. Rodgers (3) T/G R. Newman (4) DL T. Slaton (5a) CB S. Jean-Charles (5b) LB I. McDuffie (6b) RB K. Hill (7)	LB D. Campbell (UFA-21) TE T. Davis (FA-21 PS-IND.) CB R. Douglas (FA-21 PS-ARI.) T D. Kelly (FA-21) LB W. Mercilus (FA-21) LB J. Smith (FA-21)	DL J. Heflin (FA-21)	P C. Bojorquez (T-21 via LAR) WR R. Cobb (T-21 via HOU) CB I. Yiadom (T-21 via NYG)	LB L. Hamilton (FA-21 PS-TB.)

DEPTH CHART

Unofficial, Oct. 25, 2021

OFFENSE

WR:	18	Randall Cobb	19	Equanimeous St. Brown	
LT:	74	Elgton Jenkins	73	Yosh Nijman	
LG:	76	Jon Runyan	62	Lucas Patrick	
C:	62	Lucas Patrick	67	Jake Hanson	
RG:	<u>70</u>	<u>Royce Newman</u>	62	Lucas Patrick	
RT:	77	Billy Turner	79	Dennis Kelly	
TE:	89	Marcedes Lewis	81	Josiah Deguara	
TE:	85	Robert Tonyan	84	Tyler Davis	
WR:	13	Allen Lazard	<u>8</u>	<u>Amari Rodgers</u>	
QB:	12	Aaron Rodgers	10	Jordan Love	
RB:	33	Aaron Jones	28	AJ Dillon	<u>32</u> <u>Kylin Hill</u>

DEFENSE

DE:	94	Dean Lowry	95	Tyler Lancaster	
NT:	97	Kenny Clark	<u>93</u>	<u>T.J. Slaton</u>	
DE:	96	Kingsley Keke	<u>90</u>	<u>Jack Heflin</u>	
OLB:	91	Preston Smith	50	Whitney Mercilus	54 La'Darius Hamilton
ILB:	51	Krys Barnes	42	Oren Burks	<u>58</u> <u>Isaiah McDuffie</u>
ILB:	59	De'Vondre Campbell	9	Jaylon Smith	44 Ty Summers
OLB:	52	Rashan Gary	53	Jonathan Garvin	
CB:	20	Kevin King	39	Chandon Sullivan	<u>22</u> <u>Shemar Jean-Charles</u>
CB:	<u>21</u>	<u>Eric Stokes</u>	29	Rasul Douglas	24 Isaac Yiadom
S:	31	Adrian Amos	36	Vernon Scott	
S:	26	Darnell Savage	41	Henry Black	

SPECIAL TEAMS

K:	2	Mason Crosby			
P:	7	Corey Bojorquez			
H:	7	Corey Bojorquez			
PR:	<u>8</u>	<u>Amari Rodgers</u>	18	Randall Cobb	
KR:	<u>32</u>	<u>Kylin Hill</u>	<u>8</u>	<u>Amari Rodgers</u>	39 Chandon Sullivan
LS:	43	Hunter Bradley			

Rookies are underlined

COACH LOCATIONS AT LAMBEAU FIELD

► **Coaches' Box:** Luke Butkus (assistant offensive line), Wendel Davis (defensive quality control), Ryan Downard (assistant defensive backs), John Dunn (senior analyst), Nathaniel Hackett (offensive coordinator), Justin Hood (defensive quality control), Connor Lewis (special teams assistant/game management specialist), Ryan Mahaffey (offensive quality control) and Tim Zetts (offensive quality control).

► **Sideline:** Joe Barry (defensive coordinator), Maurice Drayton (special teams coordinator), Chris Gizzi (strength & conditioning coordinator), Luke Getsy (quarterbacks/passing game coordinator), Jerry Gray (defensive backs/passing game coordinator), Ruvell Martin (coaching assistant - minority fellowship), Jerry Montgomery (defensive line), Kirk Olivadotti (inside linebackers), Justin Outten (tight ends), Ben Sirmans (running backs), Mike Smith (outside linebackers), Adam Stenavich (offensive line/run game coordinator), Jason Vrable (wide receivers) and Rayna Stewart (assistant special teams).

*Locations may vary in away stadiums

GAME-BY-GAME STARTERS

2021 REGULAR SEASON

OFFENSE

DATE	OPPONENT	WR	LT	LG	C	RG	RT	TE	WR	WR	QB	RB	TE
9/12	at New Orleans	A. Lazard	E. Jenkins	L. Patrick	<u>J. Myers</u>	<u>R. Newman</u>	B. Turner	M. Lewis	M. Valdes-Scantling	D. Adams	A. Rodgers	A. Jones	--
9/20	Detroit	D. Adams	E. Jenkins	J. Runyan	<u>J. Myers</u>	<u>R. Newman</u>	B. Turner	M. Lewis	M. Valdes-Scantling	A. Lazard	A. Rodgers	A. Jones	--
9/26	at San Francisco	D. Adams	Y. Nijman	J. Runyan	<u>J. Myers</u>	<u>R. Newman</u>	B. Turner	M. Lewis	M. Valdes-Scantling	--	A. Rodgers	A. Jones	R. Tonyan
10/3	Pittsburgh	D. Adams	Y. Nijman	J. Runyan	<u>J. Myers</u>	<u>R. Newman</u>	B. Turner	M. Lewis	A. Lazard	--	A. Rodgers	A. Jones	R. Tonyan
10/10	at Cincinnati	D. Adams	Y. Nijman	J. Runyan	L. Patrick	<u>R. Newman</u>	B. Turner	M. Lewis	A. Lazard	--	A. Rodgers	A. Jones	R. Tonyan
10/17	at Chicago	D. Adams	E. Jenkins	J. Runyan	<u>J. Myers</u>	<u>R. Newman</u>	B. Turner	M. Lewis	A. Lazard	--	A. Rodgers	A. Jones	R. Tonyan
10/24	Washington	D. Adams	E. Jenkins	J. Runyan	L. Patrick	<u>R. Newman</u>	B. Turner	M. Lewis	A. Lazard	--	A. Rodgers	A. Jones	R. Tonyan
10/28	at Arizona	--	--	--	--	--	--	--	--	--	--	--	--
11/7	at Kansas City	--	--	--	--	--	--	--	--	--	--	--	--
11/14	Seattle	--	--	--	--	--	--	--	--	--	--	--	--
11/21	at Minnesota	--	--	--	--	--	--	--	--	--	--	--	--
11/28	L.A. Rams	--	--	--	--	--	--	--	--	--	--	--	--
12/12	Chicago	--	--	--	--	--	--	--	--	--	--	--	--
12/19	at Baltimore	--	--	--	--	--	--	--	--	--	--	--	--
12/25	Cleveland	--	--	--	--	--	--	--	--	--	--	--	--
1/2	Minnesota	--	--	--	--	--	--	--	--	--	--	--	--
1/9	at Detroit	--	--	--	--	--	--	--	--	--	--	--	--

GAME-BY-GAME STARTERS

2021 REGULAR SEASON

DEFENSE

DATE	OPPONENT	DE	NT	DE	OLB	OLB	ILB	ILB	CB	CB	S	S	CB
9/12	at New Orleans	K. Keke	K. Clark	D. Lowry	P. Smith	R. Gary	K. Barnes	D. Campbell	J. Alexander	K. King	A. Amos	D. Savage	--
9/20	Detroit	D. Lowry	K. Clark	K. Keke	P. Smith	R. Gary	K. Barnes	D. Campbell	J. Alexander	K. King	A. Amos	D. Savage	--
9/26	at San Francisco	D. Lowry	K. Clark	K. Keke	P. Smith	R. Gary	K. Barnes	D. Campbell	J. Alexander	<u>E. Stokes</u>	A. Amos	D. Savage	--
10/3	Pittsburgh	D. Lowry	K. Clark	K. Keke	P. Smith	R. Gary	--	D. Campbell	J. Alexander	<u>E. Stokes</u>	A. Amos	D. Savage	C. Sullivan
10/10	at Cincinnati	D. Lowry	K. Clark	--	P. Smith	R. Gary	O. Burks	D. Campbell	<u>E. Stokes</u>	K. King	A. Amos	D. Savage	C. Sullivan
10/17	at Chicago	D. Lowry	K. Clark	K. Keke	P. Smith	R. Gary	K. Barnes	D. Campbell	<u>E. Stokes</u>	I. Yiadom	A. Amos	D. Savage	--
10/24	Washington	D. Lowry	K. Clark	K. Keke	--	R. Gary	O. Burks	D. Campbell	<u>E. Stokes</u>	R. Douglas	A. Amos	D. Savage	C. Sullivan
10/28	at Arizona	--	--	--	--	--	--	--	--	--	--	--	--
11/7	at Kansas City	--	--	--	--	--	--	--	--	--	--	--	--
11/14	Seattle	--	--	--	--	--	--	--	--	--	--	--	--
11/21	at Minnesota	--	--	--	--	--	--	--	--	--	--	--	--
11/28	L.A. Rams	--	--	--	--	--	--	--	--	--	--	--	--
12/12	Chicago	--	--	--	--	--	--	--	--	--	--	--	--
12/19	at Baltimore	--	--	--	--	--	--	--	--	--	--	--	--
12/25	Cleveland	--	--	--	--	--	--	--	--	--	--	--	--
1/2	Minnesota	--	--	--	--	--	--	--	--	--	--	--	--
1/9	at Detroit	--	--	--	--	--	--	--	--	--	--	--	--

Rookies underlined.

WEEKLY INACTIVES

9/12/21 at New Orleans: J. Hanson, J. Heflin, S. Jean-Charles, I. McDuffie, V. Scott
9/20/21 vs. Detroit: J. Deguara, L. Hamilton, J. Hanson, J. Heflin, S. Jean-Charles, V. Scott
9/26/21 at San Francisco: L. Hamilton, E. Jenkins, K. King, V. Scott
10/3/21 vs. Pittsburgh: K. Barnes, K. King, L. Hamilton, E. Jenkins
10/10/21 at Cincinnati: R. Douglas, J. Heflin, E. Jenkins, J. Myers, J. Smith, V. Scott
10/17/21 at Chicago: J. Heflin, D. Kelly, K. King, I. McDuffie, V. Scott
10/24/21 vs. Washington J. Heflin, D. Kelly, K. King, V. Scott, P. Smith

SEASON TOTALS: K. Barnes (1), J. Deguara(1), R. Douglas (1), L. Hamilton (3), J. Hanson (2), J. Heflin (5), E. Jenkins (3), D. Kelly (2), K. King (4), S. Jean-Charles (2), I. McDuffie (2), J. Myers (1), V. Scott (6), J. Smith (1), P. Smith (1).



Supplemental Stats



TEAM STATS

GREEN BAY PACKERS / REGULAR SEASON WEEK 7 / THROUGH SUNDAY, OCTOBER 24, 2021

WON 6, LOST 1		MATT LAFLEUR (7 GAMES)	
09/12	L 3-38	at New Orleans	35,242
09/20	W 35-17	Detroit	77,240
09/26	W 30-28	at San Francisco	69,853
10/03	W 27-17	Pittsburgh	78,281
10/10	W 25-22 (OT)	at Cincinnati	64,195
10/17	W 24-14	at Chicago	62,332
10/24	W 24-10	Washington	78,219

2021 TEAM STATISTICS			
	GB	OPP.	
FIRST DOWNS	145	148	
Rushing	37	54	
Passing	93	84	
Penalty	15	10	
Third Down-Made/Att	32/76	33/77	
Third Down Efficiency	42.1%	42.9%	
Fourth Down Efficiency	4/7	6/14	
Fourth Down Efficiency	57.1%	42.9%	
TOTAL NET YARDS	2,365	2,320	
Avg. Per Game	337.9	331.4	
Total Plays	417	431	
Avg. Per Play	5.7	5.4	
NET YARDS RUSHING	714	846	
Avg. Per Game	102.0	120.9	
Total Rushes	172	174	
Avg. Per Rush	4.2	4.9	
NET YARDS PASSING	1,651	1,474	
Avg. Per Game	235.9	210.6	
Sacked/Yards Lost	17/127	18/135	
Gross Yards	1,778	1,609	
Attempts/Completions	228/156	239/159	
Pct. of Completion	68.4%	66.5%	
Had Intercepted	3	7	
PUNTS/AVERAGE	21/47.2	20/44.0	
Net Punting Average	42.8	39.5	
PUNT RETURN/AVG.	8/6.3	8/9.1	
KICKOFF RETURN/AVG.	10/19.6	20/29.4	
INTERCEPTION RETURN/AVG.	7/6.4	3/42.7	
PENALTIES/YARDS	29/292	37/359	
FUMBLES/BALL LOST	5/3	10/4	
TOUCHDOWNS	19	19	
Rushing	4	5	
Passing	15	14	
Returns	0	0	
EXTRA POINTS/ATTEMPTS	18/19	18/18	
TWO POINT CONVERSION/ATT.	0/0	1/1	
FIELD GOALS/ATTEMPTS	12/16	4/7	
AVG. TIME OF POSSESSION	30:26	29:34	

SCORE BY PERIODS						
	Q1	Q2	Q3	Q4	OT	PTS
TEAM	24	67	41	33	3	168
OPPONENTS	38	41	14	53	0	146

SCORING									
	TD	RU	PA	RT	K-PAT	FG	2PT	S	PTS
Mason Crosby	0	0	0	0	18/19	12/1	0	0	54
Aaron Jones	6	2	4	0	0/0	0/0	0	0	36
Davante Adams	3	0	3	0	0/0	0/0	0	0	18
Randall Cobb	2	0	2	0	0/0	0/0	0	0	12
Allen Lazard	2	0	2	0	0/0	0/0	0	0	12
Aaron Rodgers	2	2	0	0	0/0	0/0	0	0	12
Robert Tonyan	2	0	2	0	0/0	0/0	0	0	12
AJ Dillon	1	0	1	0	0/0	0/0	0	0	6
Marquez Valdes-Scantling	1	0	1	0	0/0	0/0	0	0	6
TEAM	19	4	15	0	18/19	12/1	0	0	168
OPPONENTS	19	5	14	0	18/18	4/7	1	0	146

2-PT Conv: TM 0-0, OPP 1-1

PASSING											
	ATT	CMP	YDS	CMP%	YDS/ATT	TD	INT	INT%	LONG	SACK	RATING
Aaron Rodgers	221	151	1,710	68.3	7.7	15	6.8	3	1.4	59	108.2
Jordan Love	7	5	68	71.4	9.7	0	0.0	0	32	1	102.1
TEAM	228	156	1,778	68.4	7.8	15	6.6	3	1.3	59	108.0
OPPONENTS	239	159	1,609	66.5	6.7	14	5.9	7	2.9	70	92.9

RUSHING				
	NO.	YDS	AVG	LONG
Aaron Jones	89	404	4.5	57
AJ Dillon	52	231	4.4	36
Aaron Rodgers	16	44	2.8	16
Kylin Hill	10	24	2.4	8
Equanimeous St. Brown	1	13	13.0	13
Randall Cobb	1	1	1.0	1
Jordan Love	3	-3	-1.0	-1
TEAM	172	714	4.2	57
OPPONENTS	174	846	4.9	38

RECEIVING				
	TAR	NO.	YDS	AVG
Davante Adams	73	52	744	14.3
Aaron Jones	28	26	186	7.2
Robert Tonyan	25	15	155	10.3
Allen Lazard	21	15	184	12.3
Randall Cobb	18	14	179	12.8
Marquez Valdes-Scantling	16	6	76	12.7
AJ Dillon	12	10	90	9.0
Marcedes Lewis	10	9	108	12.0
Malik Taylor	3	2	14	7.0
Equanimeous St. Brown	3	1	0	0.0
Amari Rodgers	2	2	33	16.5
Josiah Degura	2	2	8	4.0
Kylin Hill	2	1	5	5.0
Aaron Rodgers	1	1	-4	-4.0
TEAM	216	156	1,778	11.4
OPPONENTS	230	159	1,609	10.1

INTERCEPTIONS				
	NO.	YDS	AVG	LONG
De'Vondre Campbell	2	15	7.5	13
Jaire Alexander	1	30	30.0	30
Chandon Sullivan	1	0	0.0	0
Eric Stokes	1	0	0.0	0
Darnell Savage	1	0	0.0	0
Adrian Amos	1	0	0.0	0
TEAM	7	45	6.4	30
OPPONENTS	3	128	42.7	53

FUMBLES				
	FUM	LST	FF	REC
Aaron Jones	2	1	0	0
Jordan Love	1	1	0	0
AJ Dillon	2	1	0	0
Lucas Patrick	0	0	0	1
TEAM	5	3	0	1
OPPONENTS	10	4	0	4

PUNTING								
	NO.	YDS	AVG	NET	TB	IN	LG	B
Corey Bojorquez	21	992	47.2	42.8	1	7	82	0
TEAM	21	992	47.2	42.8	1	7	82	0
OPPONENTS	20	880	44.0	39.5	2	12	59	0

PUNT RETURNS					
	RET	FC	YDS	AVG	LONG
Amari Rodgers	8	3	50	6.3	17
TEAM	8	3	50	6.3	17
OPPONENTS	8	4	73	9.1	14

KICKOFF RETURNS				
	NO.	YDS	AVG	LONG
Kylin Hill	9	186	20.7	41
Aaron Jones	1	10	10.0	10
TEAM	10	196	19.6	41
OPPONENTS	20	587	29.4	68

FIELD GOALS				
	1-19	20-29	30-39	40-49
Mason Crosby	0/0	3/3	4/6	3/4
TEAM	0/0	3/3	4/6	3/4
OPPONENTS	0/0	0/0	0/0	3/5

Mason Crosby: (39G) (-) (54G, 38G, 51G) (26G, 29G) (44G, 44G, 22G, 36WL, 51WL, 40WL, 49G) (39G) (34B, 39G)
 OPP: (44G) (43G) (52G) (57RU, 49WL) (42B, 45G)

DEFENSIVE STATS

2021 REGULAR SEASON GREEN BAY PACKERS DEFENSIVE STATS (THROUGH WEEK 7)

PLAYER	SOLO	ASST.	TOTAL	TFL	SACKS/YDS.	QBH	FR	FF	INT./YDS.	PD
D. Campbell	44	23	67	1	0.0/0.0	1	1	2	2/15	3
A. Amos	39	8	47	0	0.0/0.0	0	0	0	1/0	3
K. Clark	14	12	26	5	3.0/38.0	6	1	0	0/0	0
D. Savage	22	3	25	1	0.0/0.0	0	0	0	1/0	3
R. Gary	11	14	25	1	3.5/19.0	15	0	1	0/0	0
E. Stokes	18	6	24	0	0.0/0.0	0	0	0	1/0	8
D. Lowry	12	12	24	1	2.0/16.0	4	1	0	0/0	2
K. Barnes	16	6	22	1	1.0/8.0	1	1	0	0/0	0
K. Keke	8	10	18	1	2.5/23.0	2	0	1	0/0	1
O. Burks	8	6	14	1	0.5/2.0	2	0	0	0/0	0
J. Alexander	9	4	13	0	0.0/0.0	0	0	0	1/30	3
P. Smith	8	5	13	2	2.0/7.0	6	0	0	0/0	0
C. Sullivan	9	2	11	0	0.0/0.0	0	0	0	1/0	2
T. Lancaster	5	6	11	0	0.0/0.0	0	0	0	0/0	0
K. King	7	3	10	0	0.0/0.0	1	0	0	0/0	1
R. Douglas	9	0	9	0	0.0/0.0	0	0	1	0/0	1
H. Black	6	2	8	0	0.0/0.0	0	0	0	0/0	0
T. Slaton	4	4	8	0	1.0/4.5	2	0	0	0/0	0
J. Garvin	6	1	7	1	1.5/7.5	5	0	0	0/0	0
I. Yiadom	5	1	6	0	0.0/0.0	0	0	0	0/0	0
T. Summers	4	0	4	0	0.0/0.0	0	0	0	0/0	0
C. Rivers	2	0	2	0	0.0/0.0	0	0	0	0/0	0
S. Jean-Charles	1	0	1	0	0.0/0.0	0	0	0	0/0	0
J. Smith	1	0	1	0	0.0/0.0	0	0	0	0/0	0
Z. Smith	1	0	1	0	0.0/0.0	0	0	0	0/0	0
L. Hamilton	0	0	0	0	0.0/0.0	1	0	0	0/0	0
TOTALS	269	128	397	15	17.0/125.0	46	4	5	7/45	27

DEFENSIVE SCORES

INT (0)

FR (0)

Safety (0)

SPECIAL TEAMS BIG PLAYS

FR (0)

Regular Season defensive and special teams statistics are based on press box statistics.

SPECIAL TEAMS STATS

2021 REGULAR SEASON SPECIAL TEAMS STATS									
PLAYER	TACKLES	SOLO	ASSISTS	FOR FUMBLES	FUMBLE REC	BLKD FG	BLKD PAT	BLKD PUNT	
Henry Black	5	4	1	0	0	0	0	0	
Equanimeous St. Brown	4	3	1	0	0	0	0	0	
Oren Burks	3	2	1	0	0	0	0	0	
Tyler Davis	3	3	0	0	0	0	0	0	
Ty Summers	3	2	1	0	0	0	0	0	
Isaac Yiadom	3	3	0	0	0	0	0	0	
Shemar Jean-Charles	2	1	1	0	0	0	0	0	
Krys Barnes	1	1	0	0	0	0	0	0	
De'Vondre Campbell	1	1	0	0	0	0	0	0	
Mason Crosby	1	1	0	0	0	0	0	0	
Kylin Hill	1	1	0	0	0	0	0	0	
Allen Lazard	1	1	0	0	0	0	0	0	
Amari Rodgers	1	1	0	0	0	0	0	0	
Chandon Sullivan	1	1	0	0	0	0	0	0	
Malik Taylor	1	0	1	0	0	0	0	0	
T.J. Slaton	0	0	0	0	0	1	0	0	
2021 TOTALS	31	25	6	0	0	1	0	0	
OPPONENTS	21	16	5	0	0	1	0	0	

OPPONENT STATS

ARIZONA CARDINALS / REGULAR SEASON WEEK 7 / THROUGH SUNDAY, OCTOBER 24, 2021

WON 7, LOST 0	KLIFF KINGSBURY (7 GAMES)			
09/12	W	38-13	at Tennessee	67,216
09/19	W	34-33	Minnesota	61,264
09/26	W	31-19	at Jacksonville	58,012
10/03	W	37-20	at L.A. Rams	70,003
10/10	W	17-10	San Francisco	62,716
10/17	W	37-14	at Cleveland	67,431
10/24	W	31-5	Houston	60,297

2021 TEAM STATISTICS

	ARI	OPP.
FIRST DOWNS	161	126
Rushing	58	44
Passing	91	71
Penalty	12	11
Third Down-Made/Att	36/81	23/80
Third Down Efficiency	44.4%	28.8%
Fourth Down-Made/Att	5/5	4/16
Fourth Down Efficiency	100.0%	25.0%
TOTAL NET YARDS	2,915	2,217
Avg. Per Game	402.1	316.7
Total Plays	464	417
Avg. Per Play	6.1	5.3
NET YARDS RUSHING	956	810
Avg. Per Game	136.6	115.7
Total Rushes	225	163
Avg. Per Rush	4.2	5.0
NET YARDS PASSING	1,859	1,407
Avg. Per Game	265.6	201.0
Sacked/Yards Lost	16/143	19/121
Gross Yards	2,002	1,528
Attempts/Completions	223/164	235/150
Pct. of Completion	73.5%	63.8%
Had Intercepted	5	6
PUNTS/AVERAGE	24/50.5	26/48.3
Net Punting Average	42.9	43.0
PUNT RETURN/AVG.	12/9.8	14/6.6
KICKOFF RETURN/AVG.	6/18.5	7/21.4
INTERCEPTION RETURN/AVG.	6/12.7	5/23.0
PENALTIES/YARDS	45/381	43/377
FUMBLES/BALL LOST	13/1	12/8
TOUCHDOWNS	27	14
Rushing	9	3
Passing	17	9
Returns	1	2
EXTRA POINTS/ATTEMPTS	27/27	10/14
TWO POINT CONVERSION/ATT.	0/0	0/0
FIELD GOALS/ATTEMPTS	12/15	6/9
AVG. TIME OF POSSESSION	32:53	27:07

SCORE BY PERIODS	Q1	Q2	Q3	Q4	OT	PTS
TEAM	45	84	62	34	0	225
OPPONENTS	26	48	27	13	0	114

SCORING	TD	RU	PA	RT	K-PAT	FG	2PT	S	PTS
M. Prater	0	0	0	0	27/27	12/15	0	0	63
D. Hopkins	7	0	7	0	0/0	0/0	0	0	42
J. Conner	6	6	0	0	0/0	0/0	0	0	36
C. Kirk	4	0	4	0	0/0	0/0	0	0	24
A. Green	3	0	3	0	0/0	0/0	0	0	18
K. Murray	3	3	0	0	0/0	0/0	0	0	18
Z. Ertz	1	0	1	0	0/0	0/0	0	0	6
R. Moore	1	0	1	0	0/0	0/0	0	0	6
B. Murphy Jr.	1	0	0	1	0/0	0/0	0	0	6
M. Williams	1	0	1	0	0/0	0/0	0	0	6
TEAM	27	9	17	1	27/27	12/15	0	0	225
OPPONENTS	14	3	9	2	10/14	6/9	0	1	114

2-PT Conv: TM 0-0, OPP 0-0

PASSING	ATT	CMP	YDS	CMP%	YDS/ATT
K. Murray	223	164	2,002	73.5	9.0
TEAM	223	164	2,002	73.5	9.0
OPPONENTS	235	150	1,528	63.8	6.5

RUSHING	NO.	YDS	AVG	LONG	TD
C. Edmonds	68	397	5.8	54	0
J. Conner	89	336	3.8	18t	6
K. Murray	43	126	2.9	18	3
R. Moore	9	60	6.7	26	0
J. Ward	5	21	4.2	7	0
C. Kirk	1	11	11.0	11	0
E. Benjamin	2	7	3.5	8	0
Z. Ertz	1	4	4.0	4	0
C. McCoy	7	-6	-0.9	0	0
TEAM	225	956	4.2	54	9
OPPONENTS	163	810	5.0	29	3

RECEIVING	TAR	NO.	YDS	AVG	LONG	TD
D. Hopkins	47	33	420	12.7	38	7
C. Kirk	36	30	408	13.6	35	4
A. Green	35	24	406	16.9	41t	3
C. Edmonds	33	27	172	6.4	36	0
R. Moore	31	26	303	11.7	77t	1
M. Williams	17	16	193	12.1	34	1
Z. Ertz	5	3	66	22.0	47t	1
J. Conner	5	5	34	6.8	10	0
D. Harris	3	0	0	0.0	0	0
D. Daniels	1	0	0	0.0	0	0
TEAM	213	164	2,002	12.2	77t	17
OPPONENTS	231	150	1,528	10.2	64t	9

INTERCEPTIONS	NO.	YDS	AVG	LONG	TD
B. Murphy Jr.	3	36	12.0	29t	1
R. Alford	1	23	23.0	23	0
B. Baker	1	17	17.0	17	0
I. Simmons	1	0	0.0	0	0
TEAM	6	76	12.7	29t	1
OPPONENTS	5	115	23.0	38t	1

FUMBLES	FUM	LST	FF	REC	TD
C. Edmonds	1	1	0	1	0
K. Murray	6	0	0	7	0
A. Lee	1	0	0	1	0
A. Hamilton	0	0	0	1	0
R. Hudson	1	0	0	0	0
M. Garcia	1	0	0	0	0
J. Conner	1	0	0	0	0
R. Moore	2	0	0	0	0
TEAM	13	1	0	10	0
OPPONENTS	12	8	0	1	0

PUNTING	NO.	YDS	AVG	NET	TB	IN	LG	B
A. Lee	24	1,211	50.5	42.9	3	5	60	0
TEAM	24	1,211	50.5	42.9	3	5	60	0
OPPONENTS	26	1,255	48.3	43.0	1	8	69	0

PUNT RETURNS	RET	FC	YDS	AVG	LONG	TD
R. Moore	12	5	117	9.8	27	0
TEAM	12	5	117	9.8	27	0
OPPONENTS	14	3	121	8.6	21	0

KICKOFF RETURNS	NO.	YDS	AVG	LONG	TD
R. Moore	4	75	18.8	23	0
E. Benjamin	1	22	22.0	22	0
D. Harris	1	14	14.0	14	0
TEAM	6	111	18.5	23	0
OPPONENTS	7	150	21.4	35	0

FIELD GOALS	1-19	20-29	30-39	40-49	50+
M. Prater	0/0	4/4	5/5	0/1	3/5
TEAM	0/0	4/4	5/5	0/1	3/5
OPPONENTS	0/0	1/1	0/1	2/4	3/3

M. Prater: (34G, 43WL) (62G, 27G) (68, 34G) (23G, 55G, 23G) (21G, 61WR) (36G, 51G, 33G) (31G)
 OPP: (46WL) (52G, 52G, 37WR) (42G, 22G, 46WR) (47G) (53G)

OFFENSE - TEAM STATS - GAME-BY-GAME

2021 REGULAR SEASON PACKERS GAME-BY-GAME OFFENSE

	09/12 @ NO	09/20 DET	09/26 @ SF	10/03 PIT	10/10 @ CIN	10/17 @ CHI	10/24 WAS	10/28 @ ARI	11/07 @ KC	11/14 SEA	11/21 @ MIN	11/28 LAR	12/12 CHI	12/19 @ BAL	12/25 CLE	01/02 MIN	01/09 @ DET	Totals
FIRST DOWNS																		
Total	14	25	21	23	21	22	19											145
Rushing	2	5	5	9	4	10	2											37
Passing	9	16	13	13	16	10	16											93
Penalty	3	4	3	1	1	2	1											15
THIRD DOWNS																		
Attempts	10	9	11	15	11	8	12											76
Converted	1	5	5	9	4	2	6											32
Percentage	10.0%	55.6%	45.5%	60.0%	36.4%	25.0%	50.0%											42.1%
FOURTH DOWNS																		
Attempts	3	0	1	1	0	1	1											7
Converted	2	0	0	0	0	1	1											4
Percentage	66.7%	0	0.0%	0.0%	0	100.0%	100.0%											57.1%
TOT. OFFENSE																		
Net Yards	229	323	353	367	466	323	304											2,365
Plays	52	61	59	72	63	57	53											417
Avg./Play	4.4	5.3	6.0	5.1	7.4	5.7	5.7											5.7
RUSHING																		
Net Yards	43	96	100	131	133	154	57											714
Rush. Att.	15	31	25	33	22	31	15											172
Avg./Att.	2.9	3.1	4.0	4.0	6.0	5.0	3.8											4.2
PASSING																		
Net Yards	186	227	253	236	333	169	247											1,651
Attempts	35	27	33	36	39	23	35											228
Completions	20	22	23	20	27	17	27											156
Intercepted	2	0	0	0	1	0	0											3
Gross Yards	201	255	261	248	344	195	274											1,778
Sacked	2.0	3.0	1.0	3.0	2.0	3.0	3.0											17.0
Yards Lost	15	28	8	12	11	26	27											127
ADVANCES																		
Rushes	15	31	25	33	22	31	15											172
Completions	20	22	23	20	27	17	27											156
Totals	35	53	48	53	49	48	42											328
Total Drives	9	10	10	11	13	9	9											71
PENALTIES																		
Number	5	5	7	3	2	3	4											29
Yards	33	50	87	25	10	51	36											292
FUMBLES																		
Number	1	0	1	1	0	0	2											5
Lost	1	0	0	1	0	0	1											3
PUNTING																		
Yards	176	140	164	138	67	168	139											992
Punts	4	3	3	3	2	3	3											21
Net Avg.	40.8	43.3	47.0	41.3	32.5	45.7	46.3											42.8
Gross Avg.	44.0	46.7	54.7	46.0	33.5	56.0	46.3											47.2
SCORING																		
Points	3	35	30	27	25	24	24											168
Q1	0	7	10	0	0	0	7											24
Q2	3	7	7	17	16	10	7											67
Q3	0	14	0	10	3	7	7											41
Q4	0	7	13	0	3	7	3											33
OT	0	0	0	0	3	0	0											3
TD Rushing	0	1	1	1	0	1	0											4
TD Passing	0	4	2	2	2	2	3											15
TD KO Returns	0	0	0	0	0	0	0											0
TD Punt Returns	0	0	0	0	0	0	0											0
TD Sp. Teams	0	0	0	0	0	0	0											0
TD Def. Returns	0	0	0	0	0	0	0											0
FG Attempts	1	0	3	2	7	1	2											16
FG Made	1	0	3	2	4	1	1											12
Safety	0	0	0	0	0	0	0											0
2-Pt Attempts	0	0	0	0	0	0	0											0
2-Pt Made	0	0	0	0	0	0	0											0
TOP	25:24	33:25	30:08	34:41	33:59	32:17	27:06											31:00

DEFENSE - TEAM STATS - GAME-BY-GAME

2021 REGULAR SEASON PACKERS GAME-BY-GAME DEFENSE

	09/12	09/20	09/26	10/03	10/10	10/17	10/24	10/28	11/07	11/14	11/21	11/28	12/12	12/19	12/25	01/02	01/09	Totals	
	@ NO	@ DET	@ SF	PIT	@ CIN	@ CHI	WAS	@ ARI	@ KC	@ SEA	@ MIN	LAR	CHI	@ BAL	CLE	MIN	@ DET		
FIRST DOWNS																			
Total	22	19	26	17	18	21	25												148
Rushing	11	7	6	5	6	10	9												54
Passing	10	11	15	11	12	10	15												84
Penalty	1	1	5	1	0	1	1												10
THIRD DOWNS																			
Attempts	10	9	11	11	14	11	11												77
Converted	5	4	7	4	5	4	4												33
Percentage	50.0%	44.4%	63.6%	36.4%	35.7%	36.4%	36.4%												42.9%
FOURTH DOWNS																			
Attempts	2	2	0	2	2	2	4												14
Converted	2	0	0	0	2	1	1												6
Percentage	100.0%	0.0%	0	0.0%	100.0%	50.0%	25.0%												42.9%
TOT. OFFENSE																			
Net Yards	322	344	298	282	367	277	430												2,320
Plays	60	56	65	58	65	57	70												431
Avg./Play	5.4	6.1	4.6	4.9	5.6	4.9	6.1												5.4
RUSHING																			
Net Yards	171	108	67	62	103	140	195												846
Rush. Att.	39	19	21	16	24	26	29												174
Avg./Att.	4.4	5.7	3.2	3.9	4.3	5.4	6.7												4.9
PASSING																			
Net Yards	151	236	231	220	264	137	235												1,474
Attempts	21	36	40	40	38	27	37												239
Completions	15	26	25	26	26	16	25												159
Intercepted	0	1	1	1	2	1	1												7
Gross Yards	151	246	257	232	281	174	268												1,609
Sacked	0.0	1.0	4.0	2.0	3.0	4.0	4.0												18.0
Yards Lost	0	10	26	12	17	37	33												135
ADVANCES																			
Rushes	39	19	21	16	24	26	29												174
Completions	15	26	25	26	26	16	25												159
Totals	54	45	46	42	50	42	54												333
Total Drives	9	9	10	11	12	8	10												69
PENALTIES																			
Number	6	9	4	5	2	7	4												37
Yards	36	78	86	34	21	54	50												359
FUMBLES																			
Number	0	2	2	1	0	1	4												10
Lost	0	1	1	1	0	0	1												4
PUNTING																			
Yards	103	107	213	102	194	161	0												880
Punts	2	2	4	3	5	4	0												20
Net Avg.	43.0	52.5	46.8	34.0	33.0	36.3	0.0												39.5
Gross Avg.	51.5	53.5	53.3	34.0	38.8	40.3	0.0												44.0
SCORING																			
Points	38	17	28	17	22	14	10												146
Q1	3	7	0	7	7	7	7												38
Q2	14	10	7	3	7	0	0												41
Q3	7	0	7	0	0	0	0												14
Q4	14	0	14	7	8	7	3												53
OT	0	0	0	0	0	0	0												0
TD Rushing	0	0	2	1	1	1	0												5
TD Passing	5	2	2	1	2	1	1												14
TD KO Returns	0	0	0	0	0	0	0												0
TD Punt Returns	0	0	0	0	0	0	0												0
TD Sp. Teams	0	0	0	0	0	0	0												0
TD Def. Returns	0	0	0	0	0	0	0												0
FG Attempts	1	1	0	1	2	0	2												7
FG Made	1	1	0	1	0	0	1												4
Safety	0	0	0	0	0	0	0												0
2-Pt Attempts	0	0	0	0	1	0	0												1
2-Pt Made	0	0	0	0	1	0	0												1
TOP	34:36	26:35	29:52	25:19	34:06	27:43	32:54												30:09

SACKS / QB HITS / PASSES DEFENSED

2021 REGULAR SEASON

QUARTERBACK SACKS				
DATE	OPPONENT	SACKS	YARDS	PLAYERS
09/12	at New Orleans	0.0	0	--
09/20	Detroit	0.0	0	--
09/26	at San Francisco	4.0	26	Rashan Gary 1.0-15.0, Preston Smith 1.0-0.0, Oren Burks 0.5-2.0, Jonathan Garvin 0.5-3.5, Rashan Gary 0.5-2.0, T.J. Slaton 0.5-3.5
10/03	Pittsburgh	2.0	12	Rashan Gary 1.0-6.0, Kingsley Keke 1.0-6.0
10/10	at Cincinnati	3.0	17	Krys Barnes 1.0-8.0, Preston Smith 1.0-7.0, Dean Lowry 0.5-1.0, T.J. Slaton 0.5-1.0
10/17	at Chicago	4.0	37	Kenny Clark 2.0-23.0, Jonathan Garvin 1.0-4.0, Dean Lowry 1.0-10.0
10/24	Washington	4.0	33	Rashan Gary 2.0-11.0, Kingsley Keke 1.5-17.0, Dean Lowry 0.5-5.0
10/28	at Arizona	--	--	--
11/07	at Kansas City	--	--	--
11/14	Seattle	--	--	--
11/21	at Minnesota	--	--	--
11/28	L.A. Rams	--	--	--
12/12	Chicago	--	--	--
12/19	at Baltimore	--	--	--
12/25	Cleveland	--	--	--
01/02	Minnesota	--	--	--
01/09	at Detroit	--	--	--
TOTALS		17.0	125	RASHAN GARY 3.5-19.0, KENNY CLARK 3.0-38.0, KINGSLEY KEKE 2.5-23.0, PRESTON SMITH 2.0-7.0, DEAN LOWRY 2.0-16.0, JONATHAN GARVIN 1.5-7.5, T.J. SLATON 1.0-4.5, KRYS BARNES 1.0-8.0, OREN BURKS 0.5-2.0

QUARTERBACK HITS			
DATE	OPPONENT	QBH	PLAYERS
09/12	at New Orleans	3	Rashan Gary 2, Preston Smith 1
09/20	Detroit	6	Rashan Gary 2, Kenny Clark 1, Jonathan Garvin 1, Kevin King 1, Preston Smith 1
09/26	at San Francisco	11	Preston Smith 3, Jonathan Garvin 2, Rashan Gary 2, Oren Burks 1, Kenny Clark 1, Dean Lowry 1, T.J. Slaton 1
10/03	Pittsburgh	5	Rashan Gary 3, De'Vondre Campbell 1, Kenny Clark 1
10/10	at Cincinnati	8	Krys Barnes 1, Oren Burks 1, Jonathan Garvin 1, Rashan Gary 1, La'Darius Hamilton 1, Dean Lowry 1, T.J. Slaton 1, Preston Smith 1
10/17	at Chicago	4	Kenny Clark 2, Rashan Gary 1, Dean Lowry 1
10/24	Washington	9	Rashan Gary 4, Kingsley Keke 2, Kenny Clark 1, Jonathan Garvin 1, Dean Lowry 1
10/28	at Arizona	--	--
11/07	at Kansas City	--	--
11/14	Seattle	--	--
11/21	at Minnesota	--	--
11/28	L.A. Rams	--	--
12/12	Chicago	--	--
12/19	at Baltimore	--	--
12/25	Cleveland	--	--
01/02	Minnesota	--	--
01/09	at Detroit	--	--
TOTALS		46	RASHAN GARY 15, KENNY CLARK 6, PRESTON SMITH 6, JONATHAN GARVIN 5, DEAN LOWRY 4, OREN BURKS 2, KINGSLEY KEKE 2, T.J. SLATON 2, KEVIN KING 1, KRYS BARNES 1, DE'VONDRE CAMPBELL 1, LA'DARIUS HAMILTON 1

PASSES DEFENSED			
DATE	OPPONENT	PD	PLAYERS
09/12	at New Orleans	1	Eric Stokes 1
09/20	Detroit	4	Eric Stokes 2, De'Vondre Campbell 1, Kevin King 1
09/26	at San Francisco	6	Jaire Alexander 3, Darnell Savage 1, Eric Stokes 1, Chandon Sullivan 1
10/03	Pittsburgh	4	Eric Stokes 2, De'Vondre Campbell 1, Kingsley Keke 1
10/10	at Cincinnati	5	Dean Lowry 2, Adrian Amos 1, De'Vondre Campbell 1, Eric Stokes 1
10/17	at Chicago	1	Darnell Savage 1
10/24	Washington	6	Adrian Amos 2, Rasul Douglas 1, Darnell Savage 1, Eric Stokes 1, Chandon Sullivan 1
10/28	at Arizona	--	--
11/07	at Kansas City	--	--
11/14	Seattle	--	--
11/21	at Minnesota	--	--
11/28	L.A. Rams	--	--
12/12	Chicago	--	--
12/19	at Baltimore	--	--
12/25	Cleveland	--	--
01/02	Minnesota	--	--
01/09	at Detroit	--	--
TOTALS		27	ERIC STOKES 8, JAIRE ALEXANDER 3, ADRIAN AMOS 3, DARNELL SAVAGE 3, DE'VONDRE CAMPBELL 3, DEAN LOWRY 2, CHANDON SULLIVAN 2, KEVIN KING 1, KINGSLEY KEKE 1, RASUL DOUGLAS 1

INTERCEPTIONS - FUMBLES

INTERCEPTIONS (AS OF OCT 25, 2021, 2:35 PM CDT) **2021 : REGULAR SEASON**

PACKERS INTERCEPTIONS		
PLAYERS	TIMES	WHERE/WHEN
De'Vondre Campbell	2	1 Detroit - (9/20); 1 at Cincinnati - (10/10)
Adrian Amos	1	1 at Cincinnati - (10/10)
Chandon Sullivan	1	1 Washington - (10/24)
Darnell Savage	1	1 at Chicago - (10/17)
Eric Stokes	1	1 Pittsburgh - (10/3)
Jaire Alexander	1	1 at San Francisco - (9/26)
2021 TOTALS	7	

(AS OF OCT 25, 2021, 2:35 PM CDT) 2021 : REGULAR SEASON					
PLAYER	FUMBLES	LOST	OWN RECOVERED	OWN REC YARDS	FUMBLED GAMES
Jordan Love	1	1	0	0	1 - at New Orleans (9/12);
Aaron Jones	2	1	0	0	0 - at San Francisco (9/26); 1 - vs Pittsburgh (10/3);
Lucas Patrick	0	0	1	0	0 - vs Washington (10/24);
AJ Dillon	2	1	0	0	1 - vs Washington (10/24);
2021 TOTALS	5	3	1	0	--

INDIVIDUAL GXG STATS: PASSING

2021 REGULAR SEASON INDIVIDUAL GAME-BY-GAME STATS

PASSING:		KURT BENKERT												
DATE	OPP.	ATT	CMP	YDS	CMP%	Y/A	Y/C	TD	TD%	INT	INT%	LG	SK/YD	RATE
09/12	at New Orleans													
09/20	Detroit													
09/26	at San Francisco													
10/03	Pittsburgh													
10/10	at Cincinnati													
10/17	at Chicago													
10/24	Washington													
10/28	at Arizona													
11/07	at Kansas City													
11/14	Seattle													
11/21	at Minnesota													
11/28	L.A. Rams													
12/12	Chicago													
12/19	at Baltimore													
12/25	Cleveland													
01/02	Minnesota													
01/09	at Detroit													
TOTALS		0	0	0	0.0%	0.0	0.0	0	0.0%	0	0.0%	--	0/0	0.0
CAREER TOTALS		0	0	0	0.0%	0.0	0.0	0	0.0%	0	0.0%	0	0/0	0.0

PASSING:		JORDAN LOVE												
DATE	OPP.	ATT	CMP	YDS	CMP%	Y/A	Y/C	TD	TD%	INT	INT%	LG	SK/YD	RATE
09/12	at New Orleans	7	5	68	71.4%	9.7	13.6	0	0.0%	0	0.0%	32	1/4	102.1
09/20	Detroit	0	0	0	0.0%	0.0	0.0	0	0.0%	0	0.0%	--	0/0	0.0
09/26	at San Francisco													
10/03	Pittsburgh													
10/10	at Cincinnati													
10/17	at Chicago													
10/24	Washington													
10/28	at Arizona													
11/07	at Kansas City													
11/14	Seattle													
11/21	at Minnesota													
11/28	L.A. Rams													
12/12	Chicago													
12/19	at Baltimore													
12/25	Cleveland													
01/02	Minnesota													
01/09	at Detroit													
TOTALS		7	5	68	71.4%	9.7	13.6	0	0.0%	0	0.0%	32	1/4	102.1
CAREER TOTALS		7	5	68	71.4%	9.7	0.0	0	0.0%	0	0.0%	32	1/4	102.1

PASSING:		AARON RODGERS												
DATE	OPP.	ATT	CMP	YDS	CMP%	Y/A	Y/C	TD	TD%	INT	INT%	LG	SK/YD	RATE
09/12	at New Orleans	28	15	133	53.6%	4.8	8.9	0	0.0%	2	7.1%	31	1/11	36.8
09/20	Detroit	27	22	255	81.5%	9.4	11.6	4	14.8%	0	0.0%	50	3/28	145.6
09/26	at San Francisco	33	23	261	69.7%	7.9	11.3	2	6.1%	0	0.0%	47	1/8	113.3
10/03	Pittsburgh	36	20	248	55.6%	6.9	12.4	2	5.6%	0	0.0%	28	3/12	95.6
10/10	at Cincinnati	39	27	344	69.2%	8.8	12.7	2	5.1%	1	2.6%	59	2/11	102.9
10/17	at Chicago	23	17	195	73.9%	8.5	11.5	2	8.7%	0	0.0%	41	3/26	128.0
10/24	Washington	35	27	274	77.1%	7.8	10.1	3	8.6%	0	0.0%	26	3/27	127.6
10/28	at Arizona													
11/07	at Kansas City													
11/14	Seattle													
11/21	at Minnesota													
11/28	L.A. Rams													
12/12	Chicago													
12/19	at Baltimore													
12/25	Cleveland													
01/02	Minnesota													
01/09	at Detroit													
TOTALS		221	151	1,710	68.3%	7.7	11.3	15	6.8%	3	1.4%	59	16/123	108.2
CAREER TOTALS		6,808	4,436	52,955	65.2%	7.8	0.0	427	6.3%	92	1.4%	931	484/3,273	104.1

INDIVIDUAL GXG STATS: RUSHING

2021 REGULAR SEASON INDIVIDUAL GAME-BY-GAME STATS

RUSHING:		RANDALL COBB					AJ DILLON					KYLIN HILL				
DATE	OPP.	NO.	YDS	AVG	LG	TD	NO.	YDS	AVG	LG	TD	NO.	YDS	AVG	LG	TD
09/12	at New Orleans	1	1	1.0	1	0	4	19	4.8	6	0	5	14	2.8	8	0
09/20	Detroit	0	0	0.0	--	0	5	18	3.6	8	0	2	8	4.0	5	0
09/26	at San Francisco	0	0	0.0	--	0	6	18	3.0	6	0	0	0	0.0	--	0
10/03	Pittsburgh	0	0	0.0	--	0	15	81	5.4	25	0	0	0	0.0	--	0
10/10	at Cincinnati	0	0	0.0	--	0	8	30	3.8	17	0	0	0	0.0	--	0
10/17	at Chicago	0	0	0.0	--	0	11	59	5.4	36	0	0	0	0.0	--	0
10/24	Washington	0	0	0.0	--	0	3	6	2.0	3	0	3	2	0.7	3	0
10/28	at Arizona															
11/07	at Kansas City															
11/14	Seattle															
11/21	at Minnesota															
11/28	L.A. Rams															
12/12	Chicago															
12/19	at Baltimore															
12/25	Cleveland															
01/02	Minnesota															
01/09	at Detroit															
TOTALS		1	1	1.0	1	0	52	231	4.4	36	0	10	24	2.4	8	0
CAREER TOTALS		63	364	5.8	67	0	98	473	4.8	36	2	10	24	2.4	8	0

RUSHING:		AARON JONES					JORDAN LOVE					AARON RODGERS				
DATE	OPP.	NO.	YDS	AVG	LG	TD	NO.	YDS	AVG	LG	TD	NO.	YDS	AVG	LG	TD
09/12	at New Orleans	5	9	1.8	3	0	0	0	0.0	--	0	0	0	0.0	--	0
09/20	Detroit	17	67	3.9	9	1	3	-3	-1.0	-1	0	4	6	1.5	5	0
09/26	at San Francisco	19	82	4.3	12	1						0	0	0.0	--	0
10/03	Pittsburgh	15	48	3.2	15	0						3	2	0.7	4t	1
10/10	at Cincinnati	14	103	7.4	57	0						0	0	0.0	--	0
10/17	at Chicago	13	76	5.8	28	0						7	19	2.7	16	1
10/24	Washington	6	19	3.2	9	0						2	17	8.5	15	0
10/28	at Arizona															
11/07	at Kansas City															
11/14	Seattle															
11/21	at Minnesota															
11/28	L.A. Rams															
12/12	Chicago															
12/19	at Baltimore															
12/25	Cleveland															
01/02	Minnesota															
01/09	at Detroit															
TOTALS		89	404	4.5	57	2	3	-3	-1.0	-1	0	16	44	2.8	16	2
CAREER TOTALS		740	3,768	5.1	771	39	3	-3	-1.0	0	0	668	3,315	5.0	35	33

RUSHING:		EQUANIMEOUS ST. BROWN				
DATE	OPP.	NO.	YDS	AVG	LG	TD
09/12	at New Orleans					
09/20	Detroit	0	0	0.0	--	0
09/26	at San Francisco					
10/03	Pittsburgh	0	0	0.0	--	0
10/10	at Cincinnati	0	0	0.0	--	0
10/17	at Chicago	0	0	0.0	--	0
10/24	Washington	1	13	13.0	13	0
10/28	at Arizona					
11/07	at Kansas City					
11/14	Seattle					
11/21	at Minnesota					
11/28	L.A. Rams					
12/12	Chicago					
12/19	at Baltimore					
12/25	Cleveland					
01/02	Minnesota					
01/09	at Detroit					
TOTALS		1	13	13.0	13	0
CAREER TOTALS		3	25	8.3	13	0

INDIVIDUAL GXG STATS: RECEIVING

2021 REGULAR SEASON INDIVIDUAL GAME-BY-GAME STATS

RECEIVING:		DAVANTE ADAMS					RANDALL COBB					JOSIAH DEGUARA				
DATE	OPP.	NO.	YDS	AVG	LG	TD	NO.	YDS	AVG	LG	TD	NO.	YDS	AVG	LG	TD
09/12	at New Orleans	5	56	11.2	31	0	1	32	32.0	32	0	0	0	0.0	--	0
09/20	Detroit	8	121	15.1	50	0	3	26	8.7	14	0	<i>ON INACTIVE LIST</i>				
09/26	at San Francisco	12	132	11.0	25	1	0	0	0.0	--	0	1	4	4.0	4	0
10/03	Pittsburgh	6	64	10.7	21	0	5	69	13.8	25	2	0	0	0.0	--	0
10/10	at Cincinnati	11	206	18.7	59	1	2	30	15.0	15	0	0	0	0.0	--	0
10/17	at Chicago	4	89	22.3	41	0	0	0	0.0	--	0	1	4	4.0	4	0
10/24	Washington	6	76	12.7	26	1	3	22	7.3	15	0	0	0	0.0	--	0
10/28	at Arizona															
11/07	at Kansas City															
11/14	Seattle															
11/21	at Minnesota															
11/28	L.A. Rams															
12/12	Chicago															
12/19	at Baltimore															
12/25	Cleveland															
01/02	Minnesota															
01/09	at Detroit															
TOTALS		52	744	14.3	59	3	14	179	12.8	32	2	2	8	4.0	4	0
CAREER TOTALS		598	7,312	12.2	661	65	577	6,972	12.1	751	49	3	20	6.7	12	0

RECEIVING:		AJ DILLON					KYLIN HILL					AARON JONES				
DATE	OPP.	NO.	YDS	AVG	LG	TD	NO.	YDS	AVG	LG	TD	NO.	YDS	AVG	LG	TD
09/12	at New Orleans	1	7	7.0	7	0	0	0	0.0	--	0	2	13	6.5	7	0
09/20	Detroit	1	8	8.0	8	0	0	0	0.0	--	0	6	48	8.0	13	3
09/26	at San Francisco	2	8	4.0	6	0	0	0	0.0	--	0	2	14	7.0	11	0
10/03	Pittsburgh	1	16	16.0	16	0	0	0	0.0	--	0	3	51	17.0	26	0
10/10	at Cincinnati	4	49	12.3	24	1	1	5	5.0	5	0	4	6	1.5	5	0
10/17	at Chicago	0	0	0.0	--	0	0	0	0.0	--	0	4	34	8.5	121	1
10/24	Washington	1	2	2.0	2	0	0	0	0.0	--	0	5	20	4.0	10	0
10/28	at Arizona															
11/07	at Kansas City															
11/14	Seattle															
11/21	at Minnesota															
11/28	L.A. Rams															
12/12	Chicago															
12/19	at Baltimore															
12/25	Cleveland															
01/02	Minnesota															
01/09	at Detroit															
TOTALS		10	90	9.0	24	1	1	5	5.0	5	0	26	186	7.2	26	4
CAREER TOTALS		12	111	9.3	24	1	1	5	5.0	5	0	157	1,243	7.9	671	10

RECEIVING:		ALLEN LAZARD					MARCEDES LEWIS					AARON RODGERS				
DATE	OPP.	NO.	YDS	AVG	LG	TD	NO.	YDS	AVG	LG	TD	NO.	YDS	AVG	LG	TD
09/12	at New Orleans	2	16	8.0	14	0	1	19	19.0	19	0	0	0	0.0	--	0
09/20	Detroit	0	0	0.0	--	0	0	0	0.0	--	0	0	0	0.0	--	0
09/26	at San Francisco	1	42	42.0	42	0	0	0	0.0	--	0	1	-4	-4.0	-4	0
10/03	Pittsburgh	2	33	16.5	28	0	1	7	7.0	7	0	0	0	0.0	--	0
10/10	at Cincinnati	2	6	3.0	7	0	2	34	17.0	20	0	0	0	0.0	--	0
10/17	at Chicago	3	27	9.0	13	1	2	17	8.5	9	0	0	0	0.0	--	0
10/24	Washington	5	60	12.0	19	1	3	31	10.3	17	0	0	0	0.0	--	0
10/28	at Arizona															
11/07	at Kansas City															
11/14	Seattle															
11/21	at Minnesota															
11/28	L.A. Rams															
12/12	Chicago															
12/19	at Baltimore															
12/25	Cleveland															
01/02	Minnesota															
01/09	at Detroit															
TOTALS		15	184	12.3	42	2	9	108	12.0	20	0	1	-4	-4.0	-4	0
CAREER TOTALS		84	1,119	13.3	72	8	412	4,912	11.9	631	37	3	-11	-3.7	0	0

INDIVIDUAL GXG STATS: RECEIVING

RECEIVING:		AMARI RODGERS					EQUANIMEOUS ST. BROWN					MALIK TAYLOR				
DATE	OPP.	NO.	YDS	AVG	LG	TD	NO.	YDS	AVG	LG	TD	NO.	YDS	AVG	LG	TD
09/12	at New Orleans	1	19	19.0	19	0	<i>PRACTICE SQUAD</i>					2	14	7.0	7	0
09/20	Detroit	0	0	0.0	--	0	1	0	0.0	--	0	0	0	0.0	--	0
09/26	at San Francisco	0	0	0.0	--	0	<i>PRACTICE SQUAD</i>					0	0	0.0	--	0
10/03	Pittsburgh	0	0	0.0	--	0	0	0	0.0	--	0	0	0	0.0	--	0
10/10	at Cincinnati	0	0	0.0	--	0	0	0	0.0	--	0	0	0	0.0	--	0
10/17	at Chicago	1	14	14.0	14	0	0	0	0.0	--	0	<i>RESERVE/COVID-19</i>				
10/24	Washington	0	0	0.0	--	0	0	0	0.0	--	0	<i>RESERVE/COVID-19</i>				
10/28	at Arizona															
11/07	at Kansas City															
11/14	Seattle															
11/21	at Minnesota															
11/28	L.A. Rams															
12/12	Chicago															
12/19	at Baltimore															
12/25	Cleveland															
01/02	Minnesota															
01/09	at Detroit															
TOTALS		2	33	16.5	19	0	1	0	0.0	0	0	2	14	7.0	7	0
CAREER TOTALS		2	33	16.5	19	0	29	445	15.3	54	1	7	80	11.4	26	1

RECEIVING:		ROBERT TONYAN					MARQUEZ VALDES-SCANTLING				
DATE	OPP.	NO.	YDS	AVG	LG	TD	NO.	YDS	AVG	LG	TD
09/12	at New Orleans	2	8	4.0	5	0	3	17	5.7	10	0
09/20	Detroit	3	52	17.3	22t	1	0	0	0.0	--	0
09/26	at San Francisco	1	6	6.0	6	0	3	59	19.7	47	1
10/03	Pittsburgh	2	8	4.0	6	0	<i>INJURED RESERVE</i>				
10/10	at Cincinnati	1	8	8.0	8	0	<i>INJURED RESERVE</i>				
10/17	at Chicago	2	10	5.0	6	0	<i>INJURED RESERVE</i>				
10/24	Washington	4	63	15.8	25	1	<i>INJURED RESERVE</i>				
10/28	at Arizona										
11/07	at Kansas City										
11/14	Seattle										
11/21	at Minnesota										
11/28	L.A. Rams										
12/12	Chicago										
12/19	at Baltimore										
12/25	Cleveland										
01/02	Minnesota										
01/09	at Detroit										
TOTALS		15	155	10.3	25	2	6	76	12.7	47	1
CAREER TOTALS		81	918	11.3	54t	15	103	1,799	17.5	78t	11

INDIVIDUAL GXG STATS: DEFENSIVE

		TY SUMMERS										ISAAC YIADOM													
DATE	OPP.	S	A	TK	TFL	TFLY	SK	SKY	INT	FR	FF	PR	PD	S	A	TK	TFL	TFLY	SK	SKY	INT	FR	FF	PR	PD
09/12	at New Orleans	0	0	0	0	0	0.0	0.0	0	0	0	0	0	1	0	1	0	0	0.0	0.0	0	0	0	0	0
09/20	Detroit	0	0	0	0	0	0.0	0.0	0	0	0	0	0	0	0	0	0	0	0.0	0.0	0	0	0	0	0
09/26	at San Francisco	3	0	3	0	0	0.0	0.0	0	0	0	0	0	0	0	0	0	0	0.0	0.0	0	0	0	0	0
10/03	Pittsburgh	1	0	1	0	0	0.0	0.0	0	0	0	0	0	2	1	3	0	0	0.0	0.0	0	0	0	0	0
10/10	at Cincinnati	0	0	0	0	0	0.0	0.0	0	0	0	0	0	1	0	1	0	0	0.0	0.0	0	0	0	0	0
10/17	at Chicago	0	0	0	0	0	0.0	0.0	0	0	0	0	0	0	0	0	0	0	0.0	0.0	0	0	0	0	0
10/24	Washington	0	0	0	0	0	0.0	0.0	0	0	0	0	0	1	0	1	0	0	0.0	0.0	0	0	0	0	0
10/28	at Arizona																								
11/07	at Kansas City																								
11/14	Seattle																								
11/21	at Minnesota																								
11/28	L.A. Rams																								
12/12	Chicago																								
12/19	at Baltimore																								
12/25	Cleveland																								
01/02	Minnesota																								
01/09	at Detroit																								
TOTALS		4	0	4	0	0	0.0	0.0	0	0	0	0	0	5	1	6	0	0	0.0	0.0	0	0	0	0	0
CAREER TOTALS		23	8	31	0	0	0.0	0.0	0	0	0	0	1	75	31	106	1	9	0.5	7.5	1	0	1	12	0

INDIVIDUAL GXG STATS: FIELD GOALS

2021 REGULAR SEASON INDIVIDUAL GAME-BY-GAME STATS

FIELD GOALS:		MASON CROSBY									
DATE	OPP.	0-19	20-29	30-39	40-49	50+	TOTAL	FGM	FGA	PCT	LG
09/12	at New Orleans	0/0	0/0	1/1	0/0	0/0	1/1	1	1	100.0%	39
09/20	Detroit	0/0	0/0	0/0	0/0	0/0	0/0	0	0	0.0%	0
09/26	at San Francisco	0/0	0/0	1/1	0/0	2/2	3/3	3	3	100.0%	54
10/03	Pittsburgh	0/0	2/2	0/0	0/0	0/0	2/2	2	2	100.0%	29
10/10	at Cincinnati	0/0	1/1	0/1	3/4	0/1	4/7	4	7	57.1%	49
10/17	at Chicago	0/0	0/0	1/1	0/0	0/0	1/1	1	1	100.0%	39
10/24	Washington	0/0	0/0	1/2	0/0	0/0	1/2	1	2	50.0%	39
10/28	at Arizona										
11/07	at Kansas City										
11/14	Seattle										
11/21	at Minnesota										
11/28	L.A. Rams										
12/12	Chicago										
12/19	at Baltimore										
12/25	Cleveland										
01/02	Minnesota										
01/09	at Detroit										
TOTALS		0/0	3/3	4/6	3/4	2/3	12/16	12	16	75.0%	54

INDIVIDUAL GXG STATS: PUNTING

2021 REGULAR SEASON INDIVIDUAL GAME-BY-GAME STATS

PASSING:		COREY BOJORQUEZ							
DATE	OPP.	NO.	YDS	AVG	TB	IN 20	LG	NET	BLK
09/12	at New Orleans	4	176	44.0	0	1	59	40.8	0
09/20	Detroit	3	140	46.7	0	2	56	43.3	0
09/26	at San Francisco	3	164	54.7	0	1	63	47.0	0
10/03	Pittsburgh	3	138	46.0	0	1	57	41.3	0
10/10	at Cincinnati	2	67	33.5	0	1	36	32.5	0
10/17	at Chicago	3	168	56.0	1	0	82	45.7	0
10/24	Washington	3	139	46.3	0	1	53	46.3	0
10/28	at Arizona								
11/07	at Kansas City								
11/14	Seattle								
11/21	at Minnesota								
11/28	L.A. Rams								
12/12	Chicago								
12/19	at Baltimore								
12/25	Cleveland								
01/02	Minnesota								
01/09	at Detroit								
TOTALS		21	992	47.2	1	7	82	42.8	0

INDIVIDUAL GXG STATS: KICKOFF RETURNS

2021 REGULAR SEASON INDIVIDUAL GAME-BY-GAME STATS

KICKOFF RETURNS:		KYLIN HILL						AARON JONES					
DATE	OPP.	NO.	YDS	AVG	LG	FC	TD	NO.	YDS	AVG	LG	FC	TD
09/12	at New Orleans	2	29	14.5	17	0	0	0	0	0.0	--	0	0
09/20	Detroit	2	60	30.0	41	0	0	0	0	0.0	--	0	0
09/26	at San Francisco	1	21	21.0	21	0	0	0	0	0.0	--	0	0
10/03	Pittsburgh	2	37	18.5	21	0	0	1	10	10.0	10	0	0
10/10	at Cincinnati	1	16	16.0	16	0	0	0	0	0.0	--	0	0
10/17	at Chicago	1	23	23.0	23	0	0	0	0	0.0	--	0	0
10/24	Washington	0	0	0.0	--	0	0	0	0	0.0	--	0	0
10/28	at Arizona												
11/07	at Kansas City												
11/14	Seattle												
11/21	at Minnesota												
11/28	L.A. Rams												
12/12	Chicago												
12/19	at Baltimore												
12/25	Cleveland												
01/02	Minnesota												
01/09	at Detroit												
TOTALS		9	186	20.7	41	0	0	1	10	10.0	10	0	0

INDIVIDUAL GXG STATS: PUNT RETURNS

2021 REGULAR SEASON INDIVIDUAL GAME-BY-GAME STATS

PUNT RETURNS:		AMARI RODGERS					
DATE	OPP.	NO.	YDS	AVG	LG	FC	TD
09/12	at New Orleans	1	17	17.0	17	0	0
09/20	Detroit	1	2	2.0	2	1	0
09/26	at San Francisco	1	6	6.0	6	1	0
10/03	Pittsburgh	1	0	0.0	--	0	0
10/10	at Cincinnati	2	9	4.5	8	0	0
10/17	at Chicago	2	16	8.0	16	1	0
10/24	Washington	0	0	0.0	--	0	0
10/28	at Arizona						
11/07	at Kansas City						
11/14	Seattle						
11/21	at Minnesota						
11/28	L.A. Rams						
12/12	Chicago						
12/19	at Baltimore						
12/25	Cleveland						
01/02	Minnesota						
01/09	at Detroit						
TOTALS		8	50	6.3	17	3	0

INDIVIDUAL SINGLE-GAME HIGHS

2021 REGULAR SEASON PACKERS INDIVIDUAL SINGLE-GAME HIGHS

Touchdowns	4	Aaron Jones	vs. Lions	09/20
Passes Attempted	39	Aaron Rodgers	at Bengals	10/10
Passes Completed	27	Aaron Rodgers	vs. Washington	10/24
		Aaron Rodgers	at Bengals	10/10
Completion Percentage	81.4	Aaron Rodgers	vs. Lions	09/20
Passing Yards	344	Aaron Rodgers	at Bengals	10/10
Yards Per Attempt	9.7	Jordan Love	at Saints	09/12
Touchdown Passes	4	Aaron Rodgers	vs. Lions	09/20
Pass Receptions	12	Davante Adams	at 49ers	09/26
Receiving Yards	206	Davante Adams	at Bengals	10/10
Touchdown Receptions	3	Aaron Jones	vs. Lions	09/20
Rushing Yards	103	Aaron Jones	at Bengals	10/10
Rushing Attempts	19	Aaron Jones	at 49ers	09/26
Rushing Average	7.4	Aaron Jones	at Bengals	10/10
Rushing Touchdowns	1	Aaron Rodgers	at Bears	10/17
		Aaron Rodgers	vs. Steelers	10/03
		Aaron Jones	at 49ers	09/26
		Aaron Jones	vs. Lions	09/20
Yards From Scrimmage	206	Davante Adams	at Bengals	10/10
Combined Net Yards	206	Davante Adams	at Bengals	10/10
Interceptions Made	1	Chandon Sullivan	vs. Washington	10/24
		Darnell Savage	at Bears	10/17
		Adrian Amos	at Bengals	10/10
		De'Vondre Campbell	at Bengals	10/10
		Eric Stokes	vs. Steelers	10/03
		Jaire Alexander	at 49ers	09/26
		De'Vondre Campbell	vs. Lions	09/20
Interceptions Thrown	2	Aaron Rodgers	at Saints	09/12
INT Return Yards	30	Jaire Alexander	at 49ers	09/26
Tackles	13	De'Vondre Campbell	vs. Washington	10/24
		De'Vondre Campbell	vs. Lions	09/20
Sacks	2.0	Rashan Gary	vs. Washington	10/24
		Kenny Clark	at Bears	10/17
Punts	4	Corey Bojorquez	at Saints	09/12
Punts Inside the 20	2	Corey Bojorquez	vs. Lions	09/20
Punting Average	56.0	Corey Bojorquez	at Bears	10/17
Punt Returns	2	Amari Rodgers	at Bears	10/17
		Amari Rodgers	at Bengals	10/10
Punt Return Yards	17	Amari Rodgers	at Saints	09/12
Kickoff Returns	2	Kylin Hill	vs. Steelers	10/03
		Kylin Hill	vs. Lions	09/20
		Kylin Hill	at Saints	09/12
Kickoff Return Yards	60	Kylin Hill	vs. Lions	09/20
Field Goals Attempted	7	Mason Crosby	at Bengals	10/10
Field Goals Made	4	Mason Crosby	at Bengals	10/10

2021 REGULAR SEASON GREEN BAY PACKERS LONGEST PLAYS

Run From Scrimmage	57	Aaron Jones	at Bengals	10/10
Touchdown Run	6	Aaron Rodgers	at Bears	10/17
Passing Long	59	Aaron Rodgers	at Bengals	10/10
Touchdown Pass Long	23	Aaron Rodgers	vs. Steelers	10/03
Pass Reception	59	Davante Adams	at Bengals	10/10
Touchdown Reception	23	Randall Cobb	vs. Steelers	10/03
Interception Return	30	Jaire Alexander	at 49ers	09/26
Longest Opponent's Fumble Return	3	De'Vondre Campbell	at 49ers	09/26
Punt Return	17	Amari Rodgers	at Saints	09/12
Kickoff Return	41	Kylin Hill	vs. Lions	09/20
Punt	82	Corey Bojorquez	at Bears	10/17
Field Goal	54	Mason Crosby	at 49ers	09/26
Field Goal Attempt	54	Mason Crosby	at 49ers	09/26

SCORING DRIVES

PACKERS 2021 REGULAR SEASON SCORING DRIVES

DATE	OPPONENT	ACQUIRED	DRIVE				FIRST		GB	OPP
			START	PLAYS	YARDS	Q TIME	DOWNS	SCORING PLAY		
09/12	at New Orleans	Kickoff	GB 25	6	54	Q2 1:07	3	M. Crosby: 39-yard FG	3	17
09/20	Detroit	Kickoff	GB 25	11	75	Q1 6:51	6	A. Jones: 4-yard pass from A. Rodgers	7	7
		Kickoff	GB 44	10	56	Q2 5:30	5	Rodgers	14	14
		Kickoff	GB 13	8	87	Q3 4:34	3	A. Jones: 1-yard pass from A. Rodgers	21	17
		Downs	GB 25	11	75	Q3 5:46	6	Rodgers	28	17
		Fumble	DET 23	5	23	Q3 2:21	3	R. Tonyan: 22-yard pass from A. Rodgers A. Jones: 11-yard pass from A. Rodgers Q4: A. Jones: 1-yard run	35	17
09/26	at San Francisco	Kickoff	GB 25	8	39	Q1 4:54	2	M. Crosby: 54-yard FG	3	0
		Punt	GB 20	7	80	Q1 4:06	4	D. Adams: 1-yard pass from A. Rodgers	10	0
		Punt	GB 13	9	87	Q2 3:46	4	Rodgers	17	0
		Punt	GB 14	10	86	Q3 5:57	5	A. Jones: 3-yard run	24	14
		Fumble	SF 38	5	18	Q4 2:19	1	Q4: M. Valdes-Scantling: 12-yard pass from A. Rodgers	27	21
		Kickoff	GB 25	6	42	Q4 0:37	2	M. Crosby: 38-yard FG M. Crosby: 51-yard FG	30	28
10/03	Pittsburgh	Punt	GB 36	13	64	Q1 4:51	5	Q2: A. Rodgers: 4-yard run	7	7
		Fumble	PIT 23	4	23	Q2 1:33	1	R. Cobb: 23-yard pass from A. Rodgers	14	7
		Kickoff	GB 16	13	76	Q2 5:36	5	Rodgers	17	10
		Kickoff	GB 25	12	64	Q3 5:29	4	M. Crosby: 26-yard FG	20	10
		Punt	PIT 40	4	40	Q3 2:15	3	M. Crosby: 29-yard FG R. Cobb: 1-yard pass from A. Rodgers	27	10
10/10	at Cincinnati	Kickoff	GB 25	7	75	Q1 4:26	4	Q2: A. Dillon: 12-yard pass from A. Rodgers	6	7
		Punt	GB 38	6	36	Q2 2:20	2	Rodgers	9	7
		Punt	GB 19	9	81	Q2 4:48	4	M. Crosby: 44-yard FG	16	7
		Interception	GB 18	12	56	Q3 7:38	3	D. Adams: 5-yard pass from A. Rodgers	19	14
		Punt	GB 15	7	81	Q3 3:48	2	Rodgers	22	14
		Missed FG	GB 39	6	29	OT 2:19	1	M. Crosby: 44-yard FG Q4: M. Crosby: 22-yard FG M. Crosby: 49-yard FG	25	22
10/17	at Chicago	Interception	GB 20	12	80	Q1 6:14	5	Q2: A. Lazard: 1-yard pass from A. Rodgers	7	7
		Punt	GB 42	7	38	Q2 3:54	2	Rodgers	10	7
		Punt	GB 10	10	90	Q3 6:54	6	M. Crosby: 39-yard FG	17	7
		Kickoff	GB 25	7	75	Q4 4:14	4	A. Jones: 12-yard pass from A. Rodgers A. Rodgers: 6-yard run	24	14
10/24	Washington	Kickoff	GB 25	13	75	Q1 7:49	5	D. Adams: 17-yard pass from A. Rodgers	7	0
		Downs	GB 28	9	72	Q2 2:43	4	Rodgers	14	7
		Fumble	WAS 3	27	Q3 1:37	1	A. Lazard: 10-yard pass from A. Rodgers	21	7	
		Downs	27 GB 4	9	75	Q3 4:43	4	Rodgers R. Tonyan: 20-yard pass from A. Rodgers Q4: M. Crosby: 39-yard FG	24	7
10/28	at Arizona	--	--	--	--	--	--	--	--	
11/07	at Kansas City	--	--	--	--	--	--	--	--	
11/14	Seattle	--	--	--	--	--	--	--	--	
11/21	at Minnesota	--	--	--	--	--	--	--	--	
11/28	L.A. Rams	--	--	--	--	--	--	--	--	
12/12	Chicago	--	--	--	--	--	--	--	--	
12/19	at Baltimore	--	--	--	--	--	--	--	--	
12/25	Cleveland	--	--	--	--	--	--	--	--	
01/02	Minnesota	--	--	--	--	--	--	--	--	
01/09	at Detroit	--	--	--	--	--	--	--	--	
AVG			8.4	60.6	4:13	3.5				
TOTALS			259	1,879	130:59	109				

DRIVE CHARTS - OPENING DRIVES

2021 REGULAR SEASON

		PACKERS								OPPONENT							
		FIRST HALF				SECOND HALF				FIRST HALF				SECOND HALF			
DATE	OPPONENT	PLAYS	YDS	TIME	RESULT	PLAYS	YDS	TIME	RESULT	PLAYS	YDS	TIME	RESULT	PLAYS	YDS	TIME	RESULT
09/12	at New Orleans	7	13	3:51	Punt	10	66	5:30	INT	9	49	4:00	FG	6	10	3:19	Punt
09/20	Detroit	11	75	6:51	TD	8	87	4:34	TD	7	75	4:24	TD	8	50	4:33	Downs
09/26	at San Francisco	8	39	4:54	FG	3	8	1:43	Punt	5	16	2:41	Punt	13	83	7:19	TD
10/03	Pittsburgh	8	38	5:54	Punt	12	64	5:29	FG	8	75	4:56	TD	5	12	2:30	Punt
10/10	at Cincinnati	6	33	3:02	Punt	12	56	7:38	FG	3	9	2:19	Punt	3	32	1:37	INT
10/17	at Chicago	6	31	3:51	Punt	10	90	6:54	TD	8	80	4:24	TD	4	19	2:06	Punt
10/24	Washington	13	75	7:49	TD	3	27	1:37	TD	8	83	4:45	TD	2	4	0:53	FUM
10/28	at Arizona	--	--	--	--	--	--	--	--	--	--	--	--	--	--	--	--
11/07	at Kansas City	--	--	--	--	--	--	--	--	--	--	--	--	--	--	--	--
11/14	Seattle	--	--	--	--	--	--	--	--	--	--	--	--	--	--	--	--
11/21	at Minnesota	--	--	--	--	--	--	--	--	--	--	--	--	--	--	--	--
11/28	L.A. Rams	--	--	--	--	--	--	--	--	--	--	--	--	--	--	--	--
12/12	Chicago	--	--	--	--	--	--	--	--	--	--	--	--	--	--	--	--
12/19	at Baltimore	--	--	--	--	--	--	--	--	--	--	--	--	--	--	--	--
12/25	Cleveland	--	--	--	--	--	--	--	--	--	--	--	--	--	--	--	--
01/02	Minnesota	--	--	--	--	--	--	--	--	--	--	--	--	--	--	--	--
01/09	at Detroit	--	--	--	--	--	--	--	--	--	--	--	--	--	--	--	--

DRIVE EFFICIENCY - GAME-BY-GAME

2021 REGULAR SEASON GREEN BAY PACKERS DRIVES ENDED BY...
(THROUGH WEEK 7)

DATE	TEAMS	DRIVES	3/OUT	TD	FGA	FGM	PNT	DWN	TRN	SAF	CLK	POINTS	PTS/DRV	EFF
9/12	Green Bay	9	3	0	1	1	4	1	3	0	0	3	0.33	0.111
	at New Orleans	9	2	5	1	1	2	0	0	0	1	38	4.22	0.667
9/20	Green Bay	10	4	5	0	0	3	0	0	2	2	35	3.50	0.500
	Detroit	9	1	2	1	1	2	2	2	0	0	17	1.89	0.333
9/26	Green Bay	10	2	3	3	3	3	1	0	0	0	30	3.00	0.600
	at San Francisco	10	3	4	0	0	4	0	2	0	0	28	2.80	0.400
10/3	Green Bay	11	2	3	2	2	3	1	1	0	1	27	2.45	0.455
	Pittsburgh	11	3	2	1	1	3	2	2	0	0	17	1.55	0.273
10/10	Green Bay	13	3	2	7	4	2	0	1	0	1	25	1.92	0.462
	at Cincinnati	12	5	3	2	0	5	0	2	0	0	22	1.83	0.250
10/17	Green Bay	9	2	3	1	1	3	0	0	0	2	24	2.67	0.444
	at Chicago	8	1	2	0	0	4	1	1	0	0	14	1.75	0.250
10/24	Green Bay	9	3	3	2	1	3	0	1	0	0	24	2.67	0.444
	Washington	10	2	1	2	1	0	3	2	0	2	10	1.00	0.200
10/28	Green Bay	--	--	--	--	--	--	--	--	--	--	--	--	--
	at Arizona	--	--	--	--	--	--	--	--	--	--	--	--	--
11/7	Green Bay	--	--	--	--	--	--	--	--	--	--	--	--	--
	at Kansas City	--	--	--	--	--	--	--	--	--	--	--	--	--
11/14	Green Bay	--	--	--	--	--	--	--	--	--	--	--	--	--
	Seattle	--	--	--	--	--	--	--	--	--	--	--	--	--
11/21	Green Bay	--	--	--	--	--	--	--	--	--	--	--	--	--
	at Minnesota	--	--	--	--	--	--	--	--	--	--	--	--	--
11/28	Green Bay	--	--	--	--	--	--	--	--	--	--	--	--	--
	L.A. Rams	--	--	--	--	--	--	--	--	--	--	--	--	--
12/12	Green Bay	--	--	--	--	--	--	--	--	--	--	--	--	--
	Chicago	--	--	--	--	--	--	--	--	--	--	--	--	--
12/19	Green Bay	--	--	--	--	--	--	--	--	--	--	--	--	--
	at Baltimore	--	--	--	--	--	--	--	--	--	--	--	--	--
12/25	Green Bay	--	--	--	--	--	--	--	--	--	--	--	--	--
	Cleveland	--	--	--	--	--	--	--	--	--	--	--	--	--
1/2	Green Bay	--	--	--	--	--	--	--	--	--	--	--	--	--
	Minnesota	--	--	--	--	--	--	--	--	--	--	--	--	--
1/9	Green Bay	--	--	--	--	--	--	--	--	--	--	--	--	--
	at Detroit	--	--	--	--	--	--	--	--	--	--	--	--	--
TOTALS	PACKERS	71	19	19	16	12	21	3	6	0	6	168	2.37	0.437
	OPPONENTS	69	17	19	7	4	20	8	11	0	3	146	2.12	0.333

YARDS GAINED BY DOWN

PACKERS 2021 REGULAR SEASON YARDS GAINED BY DOWN																									
PACKERS												OPPONENT													
		1ST DOWN			2ND DOWN			3RD DOWN			4TH DOWN			1ST DOWN			2ND DOWN			3RD DOWN			4TH DOWN		
Date	Opponent	Att	Yds	Avg	Att	Yds	Avg	Att	Yds	Avg	Att	Yds	Avg	Att	Yds	Avg	Att	Yds	Avg	Att	Yds	Avg			
09/12	at New Orleans	22	87	4.0	17	98	5.8	10	39	3.9	3	5	1.7	26	122	4.7	22	153	7.0	10	34	3.4	2	13	6.5
09/20	Detroit	29	110	3.8	23	130	5.7	9	83	9.2	0	0	0.0	26	147	5.7	19	134	7.1	9	63	7.0	2	0	0.0
09/26	at San Francisco	28	156	5.6	19	100	5.3	11	97	8.8	1	0	0.0	32	128	4.0	22	88	4.0	11	82	7.5	0	0	0.0
10/03	Pittsburgh	31	134	4.3	25	150	6.0	15	83	5.5	1	0	0.0	25	111	4.4	20	121	6.1	11	49	4.5	2	1	0.5
10/10	at Cincinnati	32	272	8.5	20	112	5.6	11	82	7.5	0	0	0.0	27	104	3.9	22	179	8.1	14	77	5.5	3	7	2.3
10/17	at Chicago	28	157	5.6	20	158	7.9	8	6	0.8	1	2	2.0	26	154	5.9	18	95	5.3	11	27	2.5	2	1	0.5
10/24	Washington	24	148	6.2	16	63	3.9	12	76	6.3	1	17	17.0	33	237	7.2	22	172	7.8	11	5	0.5	4	16	4.0
10/28	at Arizona	--	--	--	--	--	--	--	--	--	--	--	--	--	--	--	--	--	--	--	--	--	--	--	--
11/07	at Kansas City	--	--	--	--	--	--	--	--	--	--	--	--	--	--	--	--	--	--	--	--	--	--	--	--
11/14	Seattle	--	--	--	--	--	--	--	--	--	--	--	--	--	--	--	--	--	--	--	--	--	--	--	--
11/21	at Minnesota	--	--	--	--	--	--	--	--	--	--	--	--	--	--	--	--	--	--	--	--	--	--	--	--
11/28	L.A. Rams	--	--	--	--	--	--	--	--	--	--	--	--	--	--	--	--	--	--	--	--	--	--	--	--
12/12	Chicago	--	--	--	--	--	--	--	--	--	--	--	--	--	--	--	--	--	--	--	--	--	--	--	--
12/19	at Baltimore	--	--	--	--	--	--	--	--	--	--	--	--	--	--	--	--	--	--	--	--	--	--	--	--
12/25	Cleveland	--	--	--	--	--	--	--	--	--	--	--	--	--	--	--	--	--	--	--	--	--	--	--	--
01/02	Minnesota	--	--	--	--	--	--	--	--	--	--	--	--	--	--	--	--	--	--	--	--	--	--	--	--
01/09	at Detroit	--	--	--	--	--	--	--	--	--	--	--	--	--	--	--	--	--	--	--	--	--	--	--	--
TOTALS		194	1,064	5.5	140	811	5.8	76	466	6.1	7	24	3.4	195	1,003	5.1	145	942	6.5	77	337	4.4	15	38	2.5

THIRD-DOWN EFFICIENCY

PACKERS 2021 REGULAR SEASON THIRD-DOWN EFFICIENCY

PACKERS												
Date	Opponent	3rd & 1	3rd & 2	3rd & 3	3rd & 4	3rd & 5	3rd & 6	3rd & 7	3rd & 8	3rd & 9	3rd & 10+	Total
09/12	at New Orleans	0/0	0/0	0/1	0/0	0/1	0/0	1/4	0/0	0/2	0/2	1/10
09/20	Detroit	1/1	0/1	0/0	0/0	0/1	1/1	1/1	0/0	0/0	2/4	5/9
09/26	at San Francisco	0/0	0/1	2/2	1/3	0/0	1/1	0/0	0/1	0/0	1/3	5/11
10/03	Pittsburgh	3/3	0/0	1/2	1/3	0/0	1/1	1/1	0/0	1/2	1/3	9/15
10/10	at Cincinnati	0/0	0/0	1/1	1/2	0/0	1/1	0/1	0/0	0/1	1/5	4/11
10/17	at Chicago	2/2	0/0	0/0	0/0	0/0	0/0	0/1	0/0	0/1	0/4	2/8
10/24	Washington	0/0	1/1	1/2	2/2	1/1	0/0	0/1	0/1	0/0	1/4	6/12
10/28	at Arizona	--	--	--	--	--	--	--	--	--	--	--
11/07	at Kansas City	--	--	--	--	--	--	--	--	--	--	--
11/14	Seattle	--	--	--	--	--	--	--	--	--	--	--
11/21	at Minnesota	--	--	--	--	--	--	--	--	--	--	--
11/28	L.A. Rams	--	--	--	--	--	--	--	--	--	--	--
12/12	Chicago	--	--	--	--	--	--	--	--	--	--	--
12/19	at Baltimore	--	--	--	--	--	--	--	--	--	--	--
12/25	Cleveland	--	--	--	--	--	--	--	--	--	--	--
01/02	Minnesota	--	--	--	--	--	--	--	--	--	--	--
01/09	at Detroit	--	--	--	--	--	--	--	--	--	--	--
TOTALS		6 / 6	1 / 3	5 / 8	5 / 10	1 / 3	4 / 4	3 / 9	0 / 2	1 / 6	6 / 25	32 / 76
		100.0%	33.3%	62.5%	50.0%	33.3%	100.0%	33.3%	0.0%	16.7%	24.0%	42.1%
		3RD & 1-3: 12 / 17 = 70.6%			3RD & 4-6: 10 / 17 = 58.8%			3RD & 7-10+: 10 / 42 = 23.8%				

OPPONENT 2021 REGULAR SEASON THIRD-DOWN EFFICIENCY

OPPONENT												
Date	Opponent	3rd & 1	3rd & 2	3rd & 3	3rd & 4	3rd & 5	3rd & 6	3rd & 7	3rd & 8	3rd & 9	3rd & 10+	Total
09/12	at New Orleans	2/2	1/2	0/0	0/0	0/0	0/0	0/1	2/2	0/0	0/3	5/10
09/20	Detroit	3/3	0/0	1/3	0/0	0/0	0/0	0/0	0/1	0/2	0/0	4/9
09/26	at San Francisco	2/4	0/0	0/1	1/1	0/0	0/1	0/0	1/1	1/1	2/2	7/11
10/03	Pittsburgh	1/1	1/1	1/1	1/3	0/2	0/1	0/0	0/1	0/0	0/1	4/11
10/10	at Cincinnati	0/2	2/4	0/1	1/2	0/1	2/2	0/0	0/0	0/0	0/2	5/14
10/17	at Chicago	0/0	2/2	2/2	0/0	0/1	0/1	0/2	0/0	0/1	0/2	4/11
10/24	Washington	2/2	1/2	1/3	0/1	0/1	0/0	0/0	0/1	0/0	0/1	4/11
10/28	at Arizona	--	--	--	--	--	--	--	--	--	--	--
11/07	at Kansas City	--	--	--	--	--	--	--	--	--	--	--
11/14	Seattle	--	--	--	--	--	--	--	--	--	--	--
11/21	at Minnesota	--	--	--	--	--	--	--	--	--	--	--
11/28	L.A. Rams	--	--	--	--	--	--	--	--	--	--	--
12/12	Chicago	--	--	--	--	--	--	--	--	--	--	--
12/19	at Baltimore	--	--	--	--	--	--	--	--	--	--	--
12/25	Cleveland	--	--	--	--	--	--	--	--	--	--	--
01/02	Minnesota	--	--	--	--	--	--	--	--	--	--	--
01/09	at Detroit	--	--	--	--	--	--	--	--	--	--	--
TOTALS		10 / 14	7 / 11	5 / 11	3 / 7	0 / 5	2 / 5	0 / 3	3 / 6	1 / 4	2 / 11	33 / 77
		71.4%	63.6%	45.5%	42.9%	0.0%	40.0%	0.0%	50.0%	25.0%	18.2%	42.9%
		3RD & 1-3: 22 / 36 = 61.1%			3RD & 4-6: 5 / 17 = 29.4%			3RD & 7-10+: 6 / 24 = 25.0%				

FOURTH-DOWN EFFICIENCY

2021 REGULAR SEASON FOURTH-DOWN EFFICIENCY

Date	Opponent	PACKERS						OPPONENT					
		4th & 1	4th & 2	4th & 3	4th & 4	4th & 5+	Total	4th & 1	4th & 2	4th & 3	4th & 4	4th & 5+	Total
09/12	at New Orleans	2/3	0/0	0/0	0/0	0/0	2/3	1/1	0/0	0/0	0/0	1/1	2/2
09/20	Detroit	0/0	0/0	0/0	0/0	0/0	0/0	0/1	0/0	0/1	0/0	0/0	0/2
09/26	at San Francisco	0/1	0/0	0/0	0/0	0/0	0/1	0/0	0/0	0/0	0/0	0/0	0/0
10/03	Pittsburgh	0/0	0/0	0/0	0/1	0/0	0/1	0/0	0/0	0/0	0/1	0/1	0/2
10/10	at Cincinnati	0/0	0/0	0/0	0/0	0/0	0/0	0/0	1/1	1/1	0/0	0/0	2/2
10/17	at Chicago	1/1	0/0	0/0	0/0	0/0	1/1	1/1	0/0	0/0	0/0	0/1	1/2
10/24	Washington	0/0	0/0	1/1	0/0	0/0	1/1	0/1	0/1	0/1	0/0	1/1	1/4
10/28	at Arizona	--	--	--	--	--	--	--	--	--	--	--	--
11/07	at Kansas City	--	--	--	--	--	--	--	--	--	--	--	--
11/14	Seattle	--	--	--	--	--	--	--	--	--	--	--	--
11/21	at Minnesota	--	--	--	--	--	--	--	--	--	--	--	--
11/28	L.A. Rams	--	--	--	--	--	--	--	--	--	--	--	--
12/12	Chicago	--	--	--	--	--	--	--	--	--	--	--	--
12/19	at Baltimore	--	--	--	--	--	--	--	--	--	--	--	--
12/25	Cleveland	--	--	--	--	--	--	--	--	--	--	--	--
01/02	Minnesota	--	--	--	--	--	--	--	--	--	--	--	--
01/09	at Detroit	--	--	--	--	--	--	--	--	--	--	--	--
TOTALS		3/5	0/0	1/1	0/1	0/0	4/7	2/4	1/2	1/3	0/1	2/4	6/14
		60.0%	0.0%	100.0%	0.0%	0.0%	57.1%	50.0%	50.0%	33.3%	0.0%	50.0%	42.9%

INSIDE THE 20

DATE	OPPONENT	OFFENSE	DEFENSE
09/12	at New Orleans	Interception Fumble	TD - Pass TD - Pass TD - Pass TD - Pass
09/20	Detroit	TD - Pass TD - Pass TD - Pass TD - Run	TD - Pass TD - Pass
09/26	at San Francisco	FG - 54 yards TD - Pass Downs TD - Run TD - Pass	TD - Run TD - Pass TD - Run TD - Pass
10/03	Pittsburgh	TD - Run FG - 26 yards FG - 29 yards TD - Pass	TD - Run
10/10	at Cincinnati	TD - Pass TD - Pass FG - 22 yards Missed FG Missed FG	TD - Pass TD - Run
10/17	at Chicago	TD - Pass FG - 39 yards TD - Pass TD - Run	TD - Run TD - Pass
10/24	Washington	TD - Pass Blocked FG, Downs - 34 yards TD - Pass FG - 39 yards	Downs Downs Interception FG - 45 yards
10/28	at Arizona	--	--
11/07	at Kansas City	--	--
11/14	Seattle	--	--
11/21	at Minnesota	--	--
11/28	L.A. Rams	--	--
12/12	Chicago	--	--
12/19	at Baltimore	--	--
12/25	Cleveland	--	--
01/02	Minnesota	--	--
01/09	at Detroit	--	--

OFFENSE DEFENSE		
Inside the 20	28	19
Scores	22	16
Touchdowns	16	15
Field Goals	6	1
Total Points in 20	129	109
Fumbles	1	0
Interceptions	1	1
Missed Field Goals	3	0
Lost on Downs	1	2
End of Half/Game	0	0
TDs Outside	3	4
Red-Zone Percentage	57.1	78.9

GOAL-TO-GO SITUATIONS

DATE	OPPONENT	OFFENSE	DEFENSE
09/12	at New Orleans	Fumble	TD - Pass TD - Pass TD - Pass
09/20	Detroit	TD - Pass TD - Pass TD - Run	TD - Pass TD - Pass
09/26	at San Francisco	TD - Pass TD - Run	TD - Run TD - Pass TD - Run
10/03	Pittsburgh	TD - Run Field Goal - 29 yards TD - Pass	TD - Run
10/10	at Cincinnati	Field Goal - 22 yards	TD - Pass
10/17	at Chicago	TD - Pass Field Goal - 39 yards TD - Run	TD - Run TD - Pass
10/24	Washington	NONE	Fumble Field Goal - 45 yards
10/28	at Arizona	--	--
11/07	at Kansas City	--	--
11/14	Seattle	--	--
11/21	at Minnesota	--	--
11/28	L.A. Rams	--	--
12/12	Chicago	--	--
12/19	at Baltimore	--	--
12/25	Cleveland	--	--
01/02	Minnesota	--	--
01/09	at Detroit	--	--

	OFFENSE	DEFENSE
Goal-To-Go Situations	13	14
Scores	12	13
Touchdowns	9	12
Field Goals	3	1
Total Points	72	87
Fumbles	1	1
Interceptions	0	0
Missed Field Goals	0	0
Lost on Downs	0	0
End of Half/Game	0	0
Goal-to-Go Percentage	69.2	85.7

BIG PLAYS OF 20+ YARDS

2021 REGULAR SEASON - BIG PLAYS OF 20+ YARDS

DATE	OPPONENT	QTR	PACKERS PLAYER	RUN	PASS	DOWN	RESULT	QTR	OPP. PLAYER	RUN	PASS	DOWN	RESULT				
09/12	at New Orleans	2	Aaron Rodgers -> Davante Adams	31		1-10-GB	48	FG	4	Jameis Winston -> Deonte Harris	55	2-10-NO	45	TD			
		4	Jordan Love -> Randall Cobb	32		2-9-GB	38	FUM									
09/20	Detroit	3	Aaron Rodgers -> Davante Adams	50		3-12-GB	24	TD	1	Jared Goff -> Quintez Cephus	46		3-1-DET	34	TD		
		3	Aaron Rodgers -> Robert Tonyan	22		3-6-DET	22	TD	2	Jared Goff -> T.J. Hockenson	20		2-8-GB	45	FG		
		3	Aaron Rodgers -> Davante Adams	22		2-5-DET	33	TD	4	Jared Goff run	26		2-10-DET	19	INT		
									4	Jared Goff -> Trinity Benson	24		1-10-DET	21	Downs		
09/26	at San Francisco	1	Aaron Rodgers -> Allen Lazard	42		3-3-GB	32	FG	4	Jimmy Garoppolo -> George Kittle	39		3-10-SF	25	TD		
		1	Aaron Rodgers -> Marquez Valdes-Scantling	47		2-8-GB	34	TD									
		4	Aaron Rodgers -> Davante Adams	25		1-10-GB	25	FG									
10/03	Pittsburgh	1	Aaron Rodgers -> Davante Adams	21		2-7-GB	38	Punt	1	Ben Roethlisberger -> Dontae Johnson	45		3-4-GB	45	TD		
		2	Aaron Rodgers -> Randall Cobb	23		3-10-PIT	23	TD			4	Ben Roethlisberger -> James Washington	30		2-10-GB	39	TD
		3	Aaron Rodgers -> Randall Cobb	25		3-7-GB	28	FG									
		3	Aaron Rodgers -> Aaron Jones	26		2-10-PIT	37	FG									
		3	AJ Dillon run	25		2-7-PIT	26	TD									
3	Aaron Rodgers -> Allen Lazard	28		1-10-GB	33	FUM											
10/10	at Cincinnati	2	Aaron Rodgers -> Davante Adams	34		3-12-GB	40	TD	2	Joe Burrow -> Ja'Marr Chase	70		2-5-CIN	30	TD		
		2	Aaron Rodgers -> Davante Adams	24		1-10-CIN	49	FG			3	Joe Burrow -> Ja'Marr Chase	28		2-6-CIN	27	INT
		2	Aaron Rodgers -> AJ Dillon	24		2-7-GB	41	TD			5	Joe Burrow -> Ja'Marr Chase	21		3-2-CIN	38	Miss FG
		2	Aaron Rodgers -> Davante Adams	22		2-10-CIN	35	TD									
		4	Aaron Rodgers -> Davante Adams	59		1-10-GB	35	FG									
		4	Aaron Jones run	57		1-10-GB	25	Miss FG									
10/17	at Chicago	2	Aaron Rodgers -> Davante Adams	32		2-10-GB	46	TD	1	Justin Fields -> Allen Robinson II	20		3-3-GB	47	TD		
		2	AJ Dillon run	36		1-10-GB	42	FG			1	Khalil Herbert run	25		1-10-CHI	15	INT
		3	Aaron Jones run	28		1-10-GB	21	TD			4	Justin Fields -> Allen Robinson II	20		3-3-CHI	27	TD
		4	Aaron Rodgers -> Davante Adams	41		2-10-GB	38	TD			4	Justin Fields -> Cole Kmet	21		1-10-CHI	47	TD
10/24	Washington	3	Aaron Rodgers -> Robert Tonyan	20		3-3-WAS	20	TD	1	Taylor Heinicke -> Terry McLaurin	40		1-10-GB	40	TD		
		3	Aaron Rodgers -> Davante Adams	26		1-17-GB	7	FG			2	Taylor Heinicke run	38		1-10-WAS	28	Downs
		4	Aaron Rodgers -> Robert Tonyan	25		3-4-GB	39	FG			3	Taylor Heinicke -> Terry McLaurin	28		2-6-GB	48	Downs
											3	DeAndre Carter run	27		2-4-WAS	47	Downs
10/28	at Arizona	--	--	--	--	--	--	--	--	--	--	--	--	--			
11/07	at Kansas City	--	--	--	--	--	--	--	--	--	--	--	--	--			
11/14	Seattle	--	--	--	--	--	--	--	--	--	--	--	--	--			
11/21	at Minnesota	--	--	--	--	--	--	--	--	--	--	--	--	--			
11/28	L.A. Rams	--	--	--	--	--	--	--	--	--	--	--	--	--			
12/12	Chicago	--	--	--	--	--	--	--	--	--	--	--	--	--			
12/19	at Baltimore	--	--	--	--	--	--	--	--	--	--	--	--	--			
12/25	Cleveland	--	--	--	--	--	--	--	--	--	--	--	--	--			
01/02	Minnesota	--	--	--	--	--	--	--	--	--	--	--	--	--			
01/09	at Detroit	--	--	--	--	--	--	--	--	--	--	--	--	--			

TOTALS

29 - 867 (30.6), 3 TDS (4 RUNS, 0 TDS, 25 PASSES, 3 TDS)

19 - 623 (32.8), 4 TDS (4 RUNS, 0 TDS, 15 PASSES, 4 TDS)

BIG PLAYS: RUSH 10+, RECEPTIONS 20+, RETURNS 30+

DATE	OPPONENT	RUSHES			RECEPTIONS			RETURNS					
		GAIN	PLAYER	QTR	RESULT	GAIN	PLAYER	QTR	RESULT	GAIN	PLAYER	QTR	RESULT
09/12	at New Orleans												
						31	Davante Adams	2	FG				
						32	Randall Cobb	4	Fumble				
09/20	Detroit					50	Davante Adams	3'	TD	41	Kylin Hill (KR)	2	TD
						221	Robert Tonyan	3'	TD				
						22	Davante Adams	3	TD				
09/26	at San Francisco	10	Aaron Jones	2	Downs	42	Allen Lazard	1	FG	30	Jaire Alexander (INT)	2	INT
		12	Aaron Jones	3	TD	47	Marquez Valdes-Scantling	1	TD				
		12	Aaron Jones	4	FG	25	Davante Adams	4	FG				
10/03	Pittsburgh	15	Aaron Jones	2	FG	21	Davante Adams	1	Punt				
		25	AJ Dillon	3	TD	231	Randall Cobb	2	TD				
						25	Randall Cobb	3'	FG				
						26	Aaron Jones	3'	FG				
						28	Allen Lazard	3	Fumble				
10/10	at Cincinnati	14	Aaron Jones	1'	Punt	34	Davante Adams	2	TD				
		11	Aaron Jones	1'	Punt	24	Davante Adams	2	FG				
		17	AJ Dillon	3	FG	24	AJ Dillon	2'	TD				
		57	Aaron Jones	4	Miss FG	22	Davante Adams	2'	TD				
						59	Davante Adams	4	FG				
						20	Davante Adams	4	Miss FG				
				20	Marcedes Lewis	5	FG						
10/17	at Chicago	16	Aaron Rodgers	1	Punt	32	Davante Adams	2	TD				
		36	AJ Dillon	2	FG	41	Davante Adams	4	TD				
		28	Aaron Jones	3	TD								
10/24	Washington	15	Aaron Rodgers	1	TD	201	Robert Tonyan	3	TD				
		13	Equanimeous St. Brown	2	Blocked FG, Downs	26	Davante Adams	3'	FG				
						25	Robert Tonyan	4	FG				
10/28	at Arizona	--	--	--	--	--	--	--	--	--	--	--	
11/07	at Kansas City	--	--	--	--	--	--	--	--	--	--	--	
11/14	Seattle	--	--	--	--	--	--	--	--	--	--	--	
11/21	at Minnesota	--	--	--	--	--	--	--	--	--	--	--	
11/28	L.A. Rams	--	--	--	--	--	--	--	--	--	--	--	
12/12	Chicago	--	--	--	--	--	--	--	--	--	--	--	
12/19	at Baltimore	--	--	--	--	--	--	--	--	--	--	--	
12/25	Cleveland	--	--	--	--	--	--	--	--	--	--	--	
01/02	Minnesota	--	--	--	--	--	--	--	--	--	--	--	
01/09	at Detroit	--	--	--	--	--	--	--	--	--	--	--	

* - result within the same drive

BIG-YARDAGE GAMES

2021 REGULAR SEASON BIG-YARDAGE GAMES

100-YARD PASS RECEIVERS

DATE	OPPONENT	PLAYER	REC.	YDS.	AVG.	LG	TD
9/20	vs. Detroit	Davante Adams	8	121	15.1	50	0
9/26	at San Francisco	Davante Adams	12	132	11.0	25	1
10/10	at Cincinnati	Davante Adams	11	206	18.7	59	1

100-YARD RUSHERS

DATE	OPPONENT	PLAYER	ATT.	YDS.	AVG.	LG	TD
10/10	at Cincinnati	Aaron Jones	14	103	7.4	57	0

300-YARD PASSERS

DATE	OPPONENT	PLAYER	ATT.	YDS.	COMP.	LG	TD
10/10	at Cincinnati	Aaron Rodgers	39	344	27	59	2

2021 OPPONENTS BIG-YARDAGE GAMES

100-YARD PASS RECEIVERS

DATE	OPPONENT	PLAYER	REC.	YDS.	AVG.	LG	TD
10/10	at Cincinnati	Ja'Marr Chase	6	159	26.5	70t	1
10/24	vs. Washington	Terry McLaurin	7	122	17.4	40t	1

COMPLETIONS BY DISTANCE

2021 REGULAR SEASON

Date	Opponent	Quarterback	Loss	0-9	10-19	20-29	30-39	40-49	50+
09/12	at New Orleans	Love	--	3	1	--	1	--	--
		Rodgers	--	11	3	--	1	--	--
09/20	Detroit	Rodgers	--	11 (2)	8 (1)	2 (1)	--	--	1
09/26	at San Francisco	Rodgers	1	11 (1)	8 (1)	1	--	2	--
10/03	Pittsburgh	Rodgers	1	8 (1)	6	4 (1)	1	--	--
10/10	at Cincinnati	Rodgers	2	11 (1)	7 (1)	5	1	--	1
10/17	at Chicago	Rodgers	--	8 (1)	7 (1)	--	1	1	--
10/24	Washington	Rodgers	--	12	12 (2)	3 (1)	--	--	--
10/28	at Arizona	--	--	--	--	--	--	--	--
11/07	at Kansas City	--	--	--	--	--	--	--	--
11/14	Seattle	--	--	--	--	--	--	--	--
11/21	at Minnesota	--	--	--	--	--	--	--	--
11/28	L.A. Rams	--	--	--	--	--	--	--	--
12/12	Chicago	--	--	--	--	--	--	--	--
12/19	at Baltimore	--	--	--	--	--	--	--	--
12/25	Cleveland	--	--	--	--	--	--	--	--
01/02	Minnesota	--	--	--	--	--	--	--	--
01/09	at Detroit	--	--	--	--	--	--	--	--
	PLAYER TOTALS	Love	--	3	1	--	1	--	--
		Rodgers	4	72 (6)	51 (6)	15 (3)	4	3	2
	TEAM TOTALS		4	75 (6)	52 (6)	15 (3)	5	3	2

WEEKLY INDIVIDUAL STATISTICAL LEADERS

2021 REGULAR SEASON GREEN BAY PACKERS WEEK-BY-WEEK LEADERS (THROUGH WEEK 7)

		SCORING		PASSING YARDS		CARRIES		RUSHING YARDS		RECEPTIONS		RECEIVING YARDS		TACKLES		SOLO TACKLES		SACKS			
DATE	OPPONENT	PLAYER	NO. PLAYER	NO. PLAYER	NO. PLAYER	NO. PLAYER	NO. PLAYER	NO. PLAYER	NO. PLAYER	NO. PLAYER	NO. PLAYER	NO. PLAYER	NO. PLAYER	NO. PLAYER	NO. PLAYER	NO. PLAYER	NO. PLAYER	NO. PLAYER	NO. PLAYER		
09/12	at Saints	M. Crosby	3	A. Rodgers	133	A. Jones	5	A. Dillon	19	D. Adams	5	D. Adams	56	A. Amos	9	A. Amos	9	K. Barnes	7	--	
09/20	Lions	A. Jones	24	A. Rodgers	255	A. Jones	17	A. Jones	67	D. Adams	8	D. Adams	121	D. Campbell	13	D. Campbell	10	--	--	--	
09/26	at 49ers	M. Crosby	12	A. Rodgers	261	A. Jones	19	A. Jones	82	D. Adams	12	D. Adams	132	D. Campbell	11	D. Savage	6	P. Smith	1.0	K. Clark	
10/03	Steelers	R. Cobb	12	A. Rodgers	248	A. Jones	15	A. Dillon	81	D. Adams	6	R. Cobb	69	D. Campbell	9	E. Stokes	8	R. Gary	1.0	K. Keke	
10/10	at Bengals	M. Crosby	13	A. Rodgers	344	A. Jones	14	A. Jones	103	D. Adams	11	D. Adams	206	A. Amos	9	A. Amos	6	K. Barnes	1.0	P. Smith	
10/17	at Bears	A. Rodgers A. Jones A. Lazard M. Crosby	6	A. Rodgers	195	A. Jones	13	A. Jones	76	D. Adams	4	D. Adams	89	D. Campbell	6	R. Douglas	5	K. Clark	2.0	--	
10/24	Washington	D. Adams R. Tonyan A. Lazard M. Crosby	6	A. Rodgers	274	A. Jones	6	A. Jones	19	D. Adams	6	D. Adams	76	D. Campbell	13	D. Campbell	10	R. Gary	2.0	--	
10/28	at Cardinals	--	--	--	--	--	--	--	--	--	--	--	--	--	--	--	--	--	--	--	
11/07	at Chiefs	--	--	--	--	--	--	--	--	--	--	--	--	--	--	--	--	--	--	--	
11/14	Seahawks	--	--	--	--	--	--	--	--	--	--	--	--	--	--	--	--	--	--	--	
11/21	at Vikings	--	--	--	--	--	--	--	--	--	--	--	--	--	--	--	--	--	--	--	
11/28	Rams	--	--	--	--	--	--	--	--	--	--	--	--	--	--	--	--	--	--	--	
12/12	Bears	--	--	--	--	--	--	--	--	--	--	--	--	--	--	--	--	--	--	--	
12/19	at Ravens	--	--	--	--	--	--	--	--	--	--	--	--	--	--	--	--	--	--	--	
12/25	Browns	--	--	--	--	--	--	--	--	--	--	--	--	--	--	--	--	--	--	--	
01/02	Vikings	--	--	--	--	--	--	--	--	--	--	--	--	--	--	--	--	--	--	--	
01/09	at Lions	--	--	--	--	--	--	--	--	--	--	--	--	--	--	--	--	--	--	--	
MOST TIMES LED (INCLUDING TIES)		M. CROSBY	5	A. RODGERS	7	A. JONES	7	A. JONES	5	D. ADAMS	7	D. ADAMS	6	D. CAMPBELL	6	A. AMOS	2	P. SMITH	2	K. CLARK	2
																D. CAMPBELL				R. GARY	

OPPONENTS

		SCORING		PASSING YARDS		CARRIES		RUSHING YARDS		RECEPTIONS		RECEIVING YARDS		TACKLES		SOLO TACKLES		SACKS		
DATE	OPPONENT	PLAYER	NO. PLAYER	NO. PLAYER	NO. PLAYER	NO. PLAYER	NO. PLAYER	NO. PLAYER	NO. PLAYER	NO. PLAYER	NO. PLAYER	NO. PLAYER	NO. PLAYER	NO. PLAYER	NO. PLAYER	NO. PLAYER	NO. PLAYER	NO. PLAYER	NO. PLAYER	
09/12	at Saints	J. Johnson	12	J. Winston	148	A. Kamara	20	A. Kamara	83	A. Kamara	3	D. Harris	72	Z. Baum	5	Z. Baum	5	M. Davenport	1.0	T. Kpassagnon
09/20	Lions	T. Hockenson Q. Cephus	6	J. Goff	246	D. Swift	8	J. Goff	46	T. Hockenson	8	T. Hockenson	66	A. Anzalone	10	A. Anzalone	8	M. Broekers	1.0	C. Harris
09/26	at 49ers	T. Sermon T. Lance K. Juszczyk B. Aiyuk	6	J. Garoppolo	257	T. Sermon	10	T. Sermon	31	G. Kittle	7	G. Kittle	92	A. Al-Shaair	10	A. Al-Shaair	5	A. Armstead	1.0	F. Warner E. Moseley
10/03	Steelers	N. Harris D. Johnson	6	B. Roethlisberger	232	N. Harris	15	N. Harris	62	D. Johnson	9	D. Johnson	92	M. Fitzpatrick C. Heyward J. Schobert	8	M. Fitzpatrick T. Edmunds	6	T. Watt	2.0	--
10/10	at Bengals	J. Mixon S. Perine J. Chase	6	J. Burrow	281	S. Perine	11	S. Perine	59	J. Chase	6	J. Chase	159	J. Bates III V. Bell	9	J. Bates III V. Bell	8	T. Hendrickson	2.0	--
10/17	at Bears	K. Herbert D. Mooney	6	J. Fields	174	K. Herbert	19	K. Herbert	97	D. Mooney	5	A. Robinson II	53	R. Smith	12	R. Smith E. Jackson	6	K. Mack R. Quinn A. Hicks	1.0	--
10/24	Washington	T. McLaurin	6	T. Heinicke	268	A. Gibson	14	T. Heinicke	95	T. McLaurin	7	T. McLaurin	122	L. Collins	7	L. Collins	7	J. Allen	2.0	--
10/28	at Cardinals	--	--	--	--	--	--	--	--	--	--	--	--	--	--	--	--	--	--	--
11/07	at Chiefs	--	--	--	--	--	--	--	--	--	--	--	--	--	--	--	--	--	--	--
11/14	Seahawks	--	--	--	--	--	--	--	--	--	--	--	--	--	--	--	--	--	--	--
11/21	at Vikings	--	--	--	--	--	--	--	--	--	--	--	--	--	--	--	--	--	--	--
11/28	Rams	--	--	--	--	--	--	--	--	--	--	--	--	--	--	--	--	--	--	--
12/12	Bears	--	--	--	--	--	--	--	--	--	--	--	--	--	--	--	--	--	--	--
12/19	at Ravens	--	--	--	--	--	--	--	--	--	--	--	--	--	--	--	--	--	--	--
12/25	Browns	--	--	--	--	--	--	--	--	--	--	--	--	--	--	--	--	--	--	--
01/02	Vikings	--	--	--	--	--	--	--	--	--	--	--	--	--	--	--	--	--	--	--
01/09	at Lions	--	--	--	--	--	--	--	--	--	--	--	--	--	--	--	--	--	--	--

TURNOVER CHART

2021 REGULAR SEASON - DEFENSIVE TAKEAWAYS

DATE	OPPONENT	TAKEAWAY	QTR.	SCORE	YD-LINE	RESULT
09/12	at New Orleans	None				
09/20	Detroit	K. Barnes FR (J. Goff fumble) D. Campbell INT (J. Goff)	3 4	28-17 35-17	DET-23 GB-43	TD Punt
09/26	at San Francisco	J. Alexander INT (J. Garoppolo) D. Campbell FR (J. Garoppolo fumble)	2 4	10-0 24-21	GB-38 SF-41	Downs FG
10/03	Pittsburgh	K. Clark FR (K. Keke FF) E. Stokes INT (B. Roethlisberger)	2 4	7-7 27-17	PIT-23 GB-42	TD EOG
10/10	at Cincinnati	A. Amos INT (J. Burrow) D. Campbell INT (J. Burrow)	3 5	16-14 22-22	GB-18 CIN-30	FG Missed FG
10/17	at Chicago	D. Savage INT (J. Fields: touchback)	1	0-7	GB(-7)	TD
10/24	Washington	D. Lowry FR (R. Gary FF) C. Sullivan INT (T. Heinicke: touchback)	3 4	14-7 24-7	WAS-27 GB(-7)	TD Fumble
10/28	at Arizona	--	--	--	--	--
11/07	at Kansas City	--	--	--	--	--
11/14	Seattle	--	--	--	--	--
11/21	at Minnesota	--	--	--	--	--
11/28	L.A. Rams	--	--	--	--	--
12/12	Chicago	--	--	--	--	--
12/19	at Baltimore	--	--	--	--	--
12/25	Cleveland	--	--	--	--	--
01/02	Minnesota	--	--	--	--	--
01/09	at Detroit	--	--	--	--	--

2021 REGULAR SEASON - OFFENSIVE GIVEAWAYS

DATE	OPPONENT	TAKEAWAY	QTR.	SCORE	YD-LINE	RESULT
09/12	at New Orleans	A. Rodgers INT (P. Adebo) A. Rodgers INT (M. Williams) J. Love fumble (T. Kpassagnon FF; K. Elliss FR)	3 3 4	3-17 3-17 3-38	NO-7 NO-35 NO-2	Punt TD EOG
09/20	Detroit	None				
09/26	at San Francisco	None				
10/03	Pittsburgh	A. Jones fumble (C. Wormley FF; T. Watt FR)	3	27-10	PIT-35	Punt
10/10	at Cincinnati	A. Rodgers INT (C. Awuzie)	1	0-0	CIN-16	Punt
10/17	at Chicago	None				
10/24	Washington	A. Dillon fumble (M. Sweat FF; L. Collins FR)	4	24-7	GB-38	FG
10/28	at Arizona	--	--	--	--	--
11/07	at Kansas City	--	--	--	--	--
11/14	Seattle	--	--	--	--	--
11/21	at Minnesota	--	--	--	--	--
11/28	L.A. Rams	--	--	--	--	--
12/12	Chicago	--	--	--	--	--
12/19	at Baltimore	--	--	--	--	--
12/25	Cleveland	--	--	--	--	--
01/02	Minnesota	--	--	--	--	--
01/09	at Detroit	--	--	--	--	--

2021 REGULAR SEASON - TURNOVERS

Offense:	6 Giveaways 10 Points (1 TD, 1 FG)	Ratio
Defense:	11 Takeaways 34 Points (4 TD, 2 FG)	+5 (11 takes, 6 gives)
Special Teams:	0 Giveaways 0 Points (0 TD, 0 FG)	Points Off Turnovers Ratio
	0 Takeaways 0 Points (0 TD, 0 FG)	+24 (34 scored, 10 allowed)

TAKEAWAY/GIVEAWAY CHART

DATE	OPPONENT	GB +/- RATIO	GB TAKES	POINTS OFF TAKES	GB GIVES	POINTS OFF GIVES	POINTS OFF TO RATIO
09/12	at New Orleans	-3	0 (0 FUM, 0 INT)	0	3 (1 FUM, 2 INT)	7	-7
09/20	Detroit	+2	2 (1 FUM, 1 INT)	7	0 (0 FUM, 0 INT)	0	+7
09/26	at San Francisco	+2	2 (1 FUM, 1 INT)	3	0 (0 FUM, 0 INT)	0	+3
10/03	Pittsburgh	+1	2 (1 FUM, 1 INT)	7	1 (1 FUM, 0 INT)	0	+7
10/10	at Cincinnati	+1	2 (0 FUM, 2 INT)	3	1 (0 FUM, 1 INT)	0	+3
10/17	at Chicago	+1	1 (0 FUM, 1 INT)	7	0 (0 FUM, 0 INT)	0	+7
10/24	Washington	+1	2 (1 FUM, 1 INT)	7	1 (1 FUM, 0 INT)	3	+4
10/28	at Arizona	--	--	--	--	--	--
11/07	at Kansas City	--	--	--	--	--	--
11/14	Seattle	--	--	--	--	--	--
11/21	at Minnesota	--	--	--	--	--	--
11/28	L.A. Rams	--	--	--	--	--	--
12/12	Chicago	--	--	--	--	--	--
12/19	at Baltimore	--	--	--	--	--	--
12/25	Cleveland	--	--	--	--	--	--
01/02	Minnesota	--	--	--	--	--	--
01/09	at Detroit	--	--	--	--	--	--
TOTALS		+5	11 (4 FUM, 7 INT)	34	6 (3 FUM, 3 INT)	10	+24

TEAM HIGHS AND LOWS

2021 REGULAR SEASON GREEN BAY PACKERS OFFENSIVE HIGHS AND LOWS (THROUGH WEEK 7)

HIGH	DATE	OPPONENT	CATEGORY	OPPONENT	DATE	LOW
35	9/20	vs. Detroit	Points	at New Orleans	9/12	3
17	10/3	vs. Pittsburgh	Points in a Quarter	at New Orleans	9/12	0
				at San Francisco	9/26	
				vs. Pittsburgh	10/3	
				at Cincinnati	10/10	
21	9/20	vs. Detroit	Points in a Half	at New Orleans	9/12	0
5	9/20	vs. Detroit	Total Touchdowns	at New Orleans	9/12	0
72	10/3	vs. Pittsburgh	Total Plays	at New Orleans	9/12	52
466	10/10	at Cincinnati	Total Net Yards	at New Orleans	9/12	229
25	9/20	vs. Detroit	Total First Downs	at New Orleans	9/12	14
10	10/17	at Chicago	First Downs Rushing	at New Orleans	9/12	2
				vs. Washington	10/24	
16	9/20	vs. Detroit	First Downs Passing	at New Orleans	9/12	9
4	9/20	vs. Detroit	First-Down Penalties	vs. Pittsburgh	10/3	1
				at Cincinnati	10/10	
				vs. Washington	10/24	
60.0%	10/3	vs. Pittsburgh	Third-Down Efficiency	at New Orleans	9/12	10.0%
7.4	10/10	at Cincinnati	Average Yards Per Play	at New Orleans	9/12	4.4
154	10/17	at Chicago	Total Net Yards Rushing	at New Orleans	9/12	43
33	10/3	vs. Pittsburgh	Rushing Attempts	at New Orleans	9/12	15
				vs. Washington	10/24	
6	10/10	at Cincinnati	Rushing Average Yards	at New Orleans	9/12	2.9
1	9/20	vs. Detroit	Rushing Touchdowns	at New Orleans	9/12	0
				at Cincinnati	10/10	
				vs. Washington	10/24	
333	10/10	at Cincinnati	Total Net Yards Passing	at Chicago	10/17	169
39	10/10	at Cincinnati	Passing Attempts	at Chicago	10/17	23
27	10/10	at Cincinnati	Passing Completions	at Chicago	10/17	17
4	9/20	vs. Detroit	Passing Touchdowns	at New Orleans	9/12	0
8.1	10/10	at Cincinnati	Passing Yards Average	at New Orleans	9/12	5
2	9/12	at New Orleans	Passes Thrown for Interception	vs. Detroit	9/20	0
				at San Francisco	9/26	
				vs. Pittsburgh	10/3	
				vs. Washington	10/17	
				at San Francisco	9/26	
3	9/20	vs. Detroit	Times Sacked	at San Francisco	9/26	1
3	9/20	vs. Detroit	QB Sacks	at San Francisco	9/26	1
28	9/20	vs. Detroit	Sack Yards Lost	at San Francisco	9/26	8
4	9/12	at New Orleans	Total Punts	at Cincinnati	10/10	2
176	9/12	at New Orleans	Total Punt Yards	at Cincinnati	10/10	67
56	10/17	at Chicago	Punt Gross Average Yards	at Cincinnati	10/10	33.5
47	9/26	at San Francisco	Punt Net Average Yards	at Cincinnati	10/10	32.5
2	10/10	at Cincinnati	Punt Returns	vs. Washington	10/24	0
17	9/12	at New Orleans	Punt Return Yards	vs. Pittsburgh	10/3	0
				vs. Washington	10/24	
17.0	9/12	at New Orleans	Punt Return Yards Average	vs. Pittsburgh	10/3	0.0
				vs. Washington	10/24	
3	10/3	vs. Pittsburgh	Kickoff Returns	vs. Washington	10/24	0
60	9/20	vs. Detroit	Kickoff Return Yards	vs. Washington	10/24	0
7	9/26	at San Francisco	Total Penalties	at Cincinnati	10/10	2
87	9/26	at San Francisco	Penalty Yards	at Cincinnati	10/10	10
2	10/24	vs. Washington	Total Fumbles	vs. Detroit	9/20	0
				at Cincinnati	10/10	
				at Chicago	10/17	
1	9/12	at New Orleans	Fumbles Lost	vs. Detroit	9/20	0
				at San Francisco	9/26	
				at Cincinnati	10/10	
				at Chicago	10/17	
34.41	10/3	vs. Pittsburgh	Time of Possession	at New Orleans	9/12	25.24
3	9/12	vs. Pittsburgh	Turnovers	vs. Detroit	9/20	0
				at San Francisco	9/26	
				at Chicago	10/17	
78,281	10/3	vs. Pittsburgh	Attendance	at New Orleans	9/12	35,242

2021 REGULAR SEASON GREEN BAY PACKERS DEFENSIVE HIGHS AND LOWS (THROUGH WEEK 7)

HIGH	DATE	OPPONENT	CATEGORY	OPPONENT	DATE	LOW
38	9/12	at New Orleans	Points	vs. Washington	10/24	10
14	9/12	at New Orleans	Points in a Quarter	vs. Detroit	9/20	0
				at San Francisco	9/26	
				vs. Pittsburgh	10/3	
				at Cincinnati	10/10	
				at Chicago	10/17	
				vs. Washington	10/24	
21	9/12	at New Orleans	Points in a Half	vs. Detroit	9/20	0
5	9/12	at New Orleans	Total Touchdowns	vs. Washington	10/24	1
70	10/24	vs. Washington	Total Plays	vs. Detroit	9/20	56
430	10/24	vs. Washington	Total Net Yards	at Chicago	10/17	277
26	9/26	at San Francisco	Total First Downs	vs. Pittsburgh	10/3	17
11	9/12	at New Orleans	First Downs Rushing	vs. Pittsburgh	10/3	5
15	9/26	at San Francisco	First Downs Passing	at New Orleans	9/12	10
				at Chicago	10/17	
5	9/26	at San Francisco	First-Down Penalties	at Cincinnati	10/10	0
63.6%	9/26	at San Francisco	Third-Down Efficiency	at Cincinnati	10/10	35.7%
6.1	9/20	vs. Detroit	Average Yards Per Play	at San Francisco	9/26	4.6
195	10/24	vs. Washington	Total Net Yards Rushing	vs. Pittsburgh	10/3	62
39	9/12	at New Orleans	Rushing Attempts	vs. Pittsburgh	10/3	16
6.7	10/24	vs. Washington	Rushing Average Yards	at San Francisco	9/26	3.2
2	9/26	at San Francisco	Rushing Touchdowns	at New Orleans	9/12	0
				vs. Detroit	9/20	
				vs. Washington	10/24	
264	10/10	at Cincinnati	Total Net Yards Passing	at Chicago	10/17	137
40	9/26	at San Francisco	Passing Attempts	at New Orleans	9/12	21
26	9/20	vs. Detroit	Passing Completions	at New Orleans	9/12	15
5	9/12	at New Orleans	Passing Touchdowns	vs. Pittsburgh	10/3	1
				at Cincinnati	10/10	
				vs. Washington	10/24	
7.2	9/12	at New Orleans	Passing Yards Average	at Chicago	10/17	4.4
2	10/10	at Cincinnati	Passes Thrown for Interception	at New Orleans	9/12	0
4	9/26	at San Francisco	Times Sacked	at New Orleans	9/12	0
4	9/26	at San Francisco	QB Sacks	at New Orleans	9/12	0
37	10/17	at Chicago	Sack Yards Lost	at New Orleans	9/12	0
5	10/10	at Cincinnati	Total Punts	vs. Washington	10/24	0
213	9/26	at San Francisco	Total Punt Yards	vs. Washington	10/24	0
53.5	9/20	vs. Detroit	Punt Gross Average Yards	vs. Pittsburgh	10/3	34

TEAM HIGHS AND LOWS

52.5	9/20	vs. Detroit	Punt Net Average Yards	vs. Washington	10/24	0
2	9/26	at San Francisco	Punt Returns	vs. Washington	10/24	0
23	9/26	at San Francisco	Punt Return Yards	vs. Washington	10/24	0
14.0	10/3	vs. Pittsburgh	Punt Return Yards Average	vs. Washington	10/24	0.0
4	10/10	at Cincinnati	Kickoff Returns	at New Orleans	9/12	0
120	10/10	at Cincinnati	Kickoff Return Yards	at New Orleans	9/12	0
9	9/20	vs. Detroit	Total Penalties	at Cincinnati	10/10	2
86	9/26	at San Francisco	Penalty Yards	at Cincinnati	10/10	21
4	10/24	vs. Washington	Total Fumbles	at New Orleans	9/12	0
1	9/20	vs. Detroit	Fumbles Lost	at Cincinnati	10/10	0
				at New Orleans	9/12	
				at Cincinnati	10/10	
				at Chicago	10/17	
34:36	9/12	at New Orleans	Time of Possession	vs. Pittsburgh	10/3	25:19
2	9/20	vs. Detroit	Turnovers	at New Orleans	9/12	0
78,281	10/3	vs. Pittsburgh	Attendance	at New Orleans	9/12	35,242

INDIVIDUAL SINGLE-GAME HIGHS

2021 REGULAR SEASON PACKERS INDIVIDUAL SINGLE-GAME HIGHS

Touchdowns	4	Aaron Jones	vs. Lions	09/20	2	Juwon Johnson	at Saints	09/12
Passes Attempted	39	Aaron Rodgers	at Bengals	10/10	40	Ben Roethlisberger	vs. Steelers	10/03
						Jimmy Garoppolo	at 49ers	09/26
Passes Completed	27	Aaron Rodgers	vs. Washington	10/24	26	Joe Burrow	at Bengals	10/10
		Aaron Rodgers	at Bengals	10/10		Ben Roethlisberger	vs. Steelers	10/03
						Jared Goff	vs. Lions	09/20
Completion Percentage	81.4	Aaron Rodgers	vs. Lions	09/20	72.2	Jared Goff	vs. Lions	09/20
Passing Yards	344	Aaron Rodgers	at Bengals	10/10	281	Joe Burrow	at Bengals	10/10
Yards Per Attempt	9.7	Jordan Love	at Saints	09/12	7.4	Joe Burrow	at Bengals	10/10
						Jameis Winston	at Saints	09/12
Touchdown Passes	4	Aaron Rodgers	vs. Lions	09/20	5	Jameis Winston	at Saints	09/12
Pass Receptions	12	Davante Adams	at 49ers	09/26	9	Diontae Johnson	vs. Steelers	10/03
Receiving Yards	206	Davante Adams	at Bengals	10/10	159	Ja'Marr Chase	at Bengals	10/10
Touchdown Receptions	3	Aaron Jones	vs. Lions	09/20	2	Juwon Johnson	at Saints	09/12
Rushing Yards	103	Aaron Jones	at Bengals	10/10	97	Khalil Herbert	at Bears	10/17
Rushing Attempts	19	Aaron Jones	at 49ers	09/26	20	Alvin Kamara	at Saints	09/12
Rushing Average	7.4	Aaron Jones	at Bengals	10/10	9.5	Taylor Heinicke	vs. Washington	10/24
Rushing Touchdowns	1	Aaron Rodgers	at Bears	10/17	1	Khalil Herbert	at Bears	10/17
		Aaron Rodgers	vs. Steelers	10/03		Joe Mixon	at Bengals	10/10
		Aaron Jones	at 49ers	09/26		Najee Harris	vs. Steelers	10/03
		Aaron Jones	vs. Lions	09/20		Trey Lance	at 49ers	09/26
						Trey Sermon	at 49ers	09/26
Yards From Scrimmage	206	Davante Adams	at Bengals	10/10	159	Ja'Marr Chase	at Bengals	10/10
Combined Net Yards	206	Davante Adams	at Bengals	10/10	159	Ja'Marr Chase	at Bengals	10/10
Interceptions Made	1	Chandon Sullivan	vs. Washington	10/24	1	Chidobe Awuzie	at Bengals	10/10
		Darnell Savage	at Bears	10/17		Paulson Adebbo	at Saints	09/12
		Adrian Amos	at Bengals	10/10		Marcus Williams	at Saints	09/12
		De Vondre Campbell	at Bengals	10/10				
		Eric Stokes	vs. Steelers	10/03				
		Jaire Alexander	at 49ers	09/26				
		De Vondre Campbell	vs. Lions	09/20				
Interceptions Thrown	2	Aaron Rodgers	at Saints	09/12	2	Joe Burrow	at Bengals	10/10
INT Return Yards	30	Jaire Alexander	at 49ers	09/26	53	Marcus Williams	at Saints	09/12
Tackles	13	De Vondre Campbell	vs. Washington	10/24	12	Roquan Smith	at Bears	10/17
		De Vondre Campbell	vs. Lions	09/20				
Sacks	2.0	Rashan Gary	vs. Washington	10/24	2.0	Jonathan Allen	vs. Washington	10/24
		Kenny Clark	at Bears	10/17		Trey Hendrickson	at Bengals	10/10
						T.J. Watt	vs. Steelers	10/03
Punts	4	Corey Bojorquez	at Saints	09/12	5	Kevin Huber	at Bengals	10/10
Punts Inside the 20	2	Corey Bojorquez	vs. Lions	09/20	3	Pat O'Donnell	at Bears	10/17
						Mitch Wishnowsky	at 49ers	09/26
Punting Average	56.0	Corey Bojorquez	at Bears	10/17	53.5	Jack Fox	vs. Lions	09/20
Punt Returns	2	Amari Rodgers	at Bears	10/17	2	Jakeem Grant Sr.	at Bears	10/17
		Aaron Rodgers	at Bengals	10/10		Brandon Aiyuk	at 49ers	09/26
Punt Return Yards	17	Amari Rodgers	at Saints	09/12	23	Brandon Aiyuk	at 49ers	09/26
Kickoff Returns	2	Kylin Hill	vs. Steelers	10/03	4	DeAndre Carter	vs. Washington	10/24
		Kylin Hill	vs. Lions	09/20		Brandon Wilson	at Bengals	10/10
		Kylin Hill	at Saints	09/12				
Kickoff Return Yards	60	Kylin Hill	vs. Lions	09/20	120	Brandon Wilson	at Bengals	10/10
Field Goals Attempted	7	Mason Crosby	at Bengals	10/10	2	Chris Blewitt	vs. Washington	10/24
						Evan McPherson	at Bengals	10/10
						Chris Blewitt	vs. Washington	10/24
						Chris Boswell	vs. Steelers	10/03
						Austin Seibert	vs. Lions	09/20
						Aldrick Rosas	at Saints	09/12

2021 REGULAR SEASON GREEN BAY PACKERS LONGEST PLAYS

Run From Scrimmage	57	Aaron Jones	at Bengals	10/10	38	Taylor Heinicke	vs. Washington	10/24
Touchdown Run	6	Aaron Rodgers	at Bears	10/17	8	Joe Mixon	at Bengals	10/10
Passing Long	59	Aaron Rodgers	at Bengals	10/10	70	Joe Burrow	at Bengals	10/10
Touchdown Pass Long	23	Aaron Rodgers	vs. Steelers	10/03	70	Joe Burrow	at Bengals	10/10
Pass Reception	59	Davante Adams	at Bengals	10/10	70	Ja'Marr Chase	at Bengals	10/10
Touchdown Reception	23	Randall Cobb	vs. Steelers	10/03	70	Ja'Marr Chase	at Bengals	10/10
Interception Return	30	Jaire Alexander	at 49ers	09/26	53	Marcus Williams	at Saints	09/12
Longest Opponent's Fumble Return	3	De Vondre Campbell	at 49ers	09/26				
Punt Return	17	Amari Rodgers	at Saints	09/12	14	Ray-Ray McCloud	vs. Steelers	10/03
						Brandon Aiyuk	at 49ers	09/26
Kickoff Return	41	Kylin Hill	vs. Lions	09/20	68	Trenton Cannon	at 49ers	09/26
Punt	82	Corey Bojorquez	at Bears	10/17	59	Mitch Wishnowsky	at 49ers	09/26
Field Goal	54	Mason Crosby	at 49ers	09/26	52	Chris Boswell	vs. Steelers	10/03
Field Goal Attempt	54	Mason Crosby	at 49ers	09/26	57	Evan McPherson	at Bengals	10/10

TEAM RECORD WHEN...

PACKERS REGULAR SEASON RECORD WHEN...

CATEGORY	2021		2021	
	SEASON	FROM 1992	SEASON	FROM 1992
	W-L-T	W-L-T	W-L-T	W-L-T
PACKERS AT LAMBEAU FIELD	3-0	178-55-2	ON SUNDAY NIGHT	1-0 31-15
PACKERS ON THE ROAD	3-1	121-115	ON THURSDAY NIGHT	0-0 13-10
PACKERS ON GRASS	5-0	244-101-2	ON MONDAY NIGHT	1-0 29-22
PACKERS ON ARTIFICIAL TURF	1-1	55-69	ON SATURDAY	0-0 5-1
PACKERS IN DOMES	0-0	44-43		
PACKERS OUTDOORS	0-0	249-126-2	KICKOFF AT 12:00 CDT	3-0 159-84-2
			KICKOFF AT 3:00/3:05/3:15/3:35 CDT	1-1 61-38
PACKERS SCORE FIRST	2-0	195-65-2		
OPPONENT SCORES FIRST	4-1	102-105	VS. NFC	4-1 227-124-2
			VS. OWN DIVISION OVERALL	2-0 131-63-2
PACKERS LEAD AFTER 1ST QUARTER	1-0	167-44-1	VS. OWN DIVISION AT HOME	1-0 75-21-2
PACKERS TRAIL AFTER 1ST QUARTER	3-1	60-81	VS. OWN DIVISION ON THE ROAD	1-0 56-42
PACKERS LEAD AT HALFTIME	5-0	231-42-2	VS. AFC	2-0 72-46
PACKERS TRAIL AT HALFTIME	1-1	54-109-1		
SCORE TIED AT HALFTIME	0-0	14-18	OPPONENTS HAVE 100-YARD RUSHER	0-0 52-56-1
PACKERS LEAD AFTER 3RD QUARTER	6-0	252-29-2	WITH A 300-YARD PASSER	1-0 83-40
PACKERS TRAIL AFTER 3RD QUARTER	0-1	31-133-1	VERSUS A 100-YARD RECEIVER	2-0 93-64-2
GAME GOES TO OVERTIME	1-0	11-9-2	VERSUS A 300-YARD PASSER	0-0 47-32-2
			WITH A 100-YARD RECEIVER	3-0 59-40
PACKERS HAVE 100-YARD RUSHER	1-0	83-20-1	OPPONENTS HAVE 100-YARD RECEIVER	2-0 38-45
PACKERS HAVE 300 NET PASSING YARDS	1-0	82-40		
PACKERS HAVE 100-YARD RECEIVER	3-0	141-58		

THE LAST TIME

BY PACKERS

BY OPPONENT

PASSING

* Never Has Happened *	500 YARDS PASSING	503 yards, Philip Rivers vs. San Diego, 10/18/15
41 att., Aaron Rodgers vs. Minnesota, 11/01/20	40+ PASS ATTEMPTS	40 att., Ben Roethlisberger vs. Pittsburgh, 10/03/21
55 att., Aaron Rodgers @ Detroit, 12/29/19	50+ PASS ATTEMPTS	53 att., Mitchell Trubisky vs. Chicago, 12/15/19
429 yards, Aaron Rodgers vs. Oakland, 10/20/19	400 YARDS PASSING	463 yards, Dak Prescott @ Dallas, 10/06/19
344 yards, Aaron Rodgers @ Cincinnati, 10/10/21	300 YARDS PASSING	309 yards, Deshaun Watson @ Houston, 10/25/20
* Never Has Happened *	SEVEN TOUCHDOWN PASSES	* Never Has Happened *
6 tds, Aaron Rodgers: (1, 4, 73, 40, 56, 18) vs. Chicago, 11/09/14	SIX TOUCHDOWN PASSES	6 tds, Tommy Kramer (23, 13, 36, 2, 17, 7) @ Minnesota, 09/28/86
5 tds, Aaron Rodgers: (21, 2, 37, 3, 74) vs. Oakland, 10/20/19	FIVE TOUCHDOWN PASSES	5 tds, Jameis Winston: (3, 1, 10, 8, 55) @ New Orleans, 09/12/21
4 tds, Aaron Rodgers: (4, 1, 22, 11) vs. Detroit, 09/20/21	FOUR TOUCHDOWN PASSES	4 tds, Kirk Cousins: (14, 3, 75, 22) vs. Minnesota, 09/16/18
3 tds, Aaron Rodgers: (17, 10, 20) vs. Washington, 10/24/21	THREE TOUCHDOWN PASSES	3 tds, Mitchell Trubisky: (1, 6, 3) vs. Chicago, 11/29/20
* Never Has Happened *	SIX INTERCEPTIONS THROWN	* Never Has Happened *
5 ints, Brett Favre @ Cincinnati, 10/30/05	FIVE INTERCEPTIONS THROWN	5 ints, Russell Wilson vs. Seattle, 12/11/16
4 ints, Brett Favre vs. Chicago, 12/25/05	FOUR INTERCEPTIONS THROWN	4 ints, Nick Foles vs. St. Louis, 10/11/15
3 ints, Aaron Rodgers @ Carolina, 12/17/17	THREE INTERCEPTIONS THROWN	3 ints, Daniel Jones @ N.Y. Giants, 12/01/19
2 ints, Aaron Rodgers @ New Orleans, 09/12/21	TWO INTERCEPTIONS THROWN	2 ints, Joe Burrow @ Cincinnati, 10/10/21

RUSHING

* Never Has Happened *	300 YARDS RUSHING	* Never Has Happened *
218 yards, Ahman Green vs. Denver, 12/28/03	200 YARDS RUSHING	210 yards, Adrian Peterson vs. Minnesota, 12/02/12
103 yards, Aaron Jones @ Cincinnati, 10/10/21	100 YARDS RUSHING	103 yards, David Montgomery vs. Chicago, 11/29/20
106 yards/106 yards, DeShawn Wynn/Ryan Grant vs. Detroit, 12/28/08	TWO 100-YARD RUSHERS	149 yards/101 yards, Tony Dorsett/Robert Newhouse vs. Dallas, 11/12/78
* Never Has Happened *	FIVE TOUCHDOWNS RUSHING	* Never Has Happened *
4 tds, Aaron Jones: (18, 3, 5, 1) @ Dallas, 10/06/19	FOUR TOUCHDOWNS RUSHING	4 tds, DeAngelo Williams: (1, 1, 1, 1) vs. Carolina, 11/30/08
3 tds, Aaron Jones: (5, 1, 13) vs. Carolina, 11/10/19	THREE TOUCHDOWNS RUSHING	3 tds, Dalvin Cook: (21, 1, 1) vs. Minnesota, 11/01/20
2 tds, AJ Dillon: (30, 7) vs. Tennessee, 12/27/20	TWO TOUCHDOWNS RUSHING	2 tds, Ronald Jones II: (2, 1) @ Tampa Bay, 10/18/20
Brandon Jackson: (6, 4)/Ryan Grant: (3, 56) vs. Seattle, 12/27/09	TWO PLAYERS WITH TWO TD RUSHING	Tony Dorsett (9, 33)/Robert Newhouse (14, 3) vs. Dallas, 11/12/78
1 td, Edgar Bennett (3, 1, 13)/Reggie Cobb (9)/Brett Favre (36) @ Chicago, 10/31/94	THREE PLAYERS WITH ONE TD RUSHING	1 td, Alfred Anderson (8)/Ted Brown (12)/Darrin Nelson (12) vs. Minnesota, 12/07/86
59 yards, AJ Dillon @ Chicago, 10/17/21	50-74 YARDS RUSHING	51 yards, Antonio Gibson vs. Washington, 10/24/21
76 yards, Aaron Jones @ Chicago, 10/17/21	75+ YARDS RUSHING	95 yards, Taylor Heinicke vs. Washington, 10/24/21
234 yards, Green Bay 40, Tennessee 14 vs. Tennessee, 12/27/20	200-299 YARDS RUSHING (TEAM)	235 yards, Green Bay 38, Chicago 17 @ Chicago, 09/28/14
234 yards, Green Bay 40, Tennessee 14 vs. Tennessee, 12/27/20	200+ YARDS RUSHING (TEAM)	235 yards, Green Bay 38, Chicago 17 @ Chicago, 09/28/14
303 yards, Green Bay 37, Baltimore Colts 14 @ Green Bay, 10/18/53	300+ YARDS RUSHING (TEAM)	313 yards, Dallas 42, Green Bay 14 @ Milwaukee, 11/12/78

RECEIVING

132 yards/104/103 yards, Davante Adams/Jimmy Graham/Marquez Valdes-Scantling vs. San Francisco, 10/19/18	TWO 100-YARD RECEIVERS	125 yards/118 yards, Allen Robinson II/Anthony Miller vs. Chicago, 12/15/19
206 yards, Davante Adams @ Cincinnati, 10/10/21	200 YARDS RECEIVING	226 yards, Amari Cooper @ Dallas, 10/06/19
132 yards, Davante Adams @ San Francisco, 09/26/21	100 YARDS RECEIVING	122 yards, Terry McLaurin vs. Washington, 10/24/21
* Never Has Happened *	FIVE TOUCHDOWN RECEPTIONS	* Never Has Happened *
4 tds, Sterling Sharpe (1, 36, 30, 5) @ Dallas, 11/24/94	FOUR TOUCHDOWN RECEPTIONS	* Never Has Happened *
3 tds, Aaron Jones: (4, 1, 11) vs. Detroit, 09/20/21	THREE TOUCHDOWN RECEPTIONS	3 tds, Vincent Jackson: (23, 5, 29) @ San Diego, 11/06/11
2 tds, Randall Cobb: (23, 1) vs. Pittsburgh, 10/03/21	TWO TOUCHDOWN RECEPTIONS	2 tds, Juwan Johnson: (1, 8) @ New Orleans, 09/12/21
Jordy Nelson: (3, 11)/Randall Cobb: (22, 3) @ Chicago, 09/28/14	TWO PLAYERS WITH TWO TD RECEPTIONS	Hassan Jones (36, 17)/Steve Jordan (23, 2) @ Minnesota, 09/28/86

THE LAST TIME

COMBINED YARDS

103 yards/344 yards, Aaron Jones/Aaron Rodgers @ Cincinnati, 10/10/21	100-YARD RUSHER AND 300-YARD PASSER	108 yards/307 yards, Christian McCaffrey/Kyle Allen vs. Carolina, 11/10/19
206 yards/344 yards, Davante Adams/Aaron Rodgers @ Cincinnati, 10/10/21	100-YARD RECEIVER AND 300-YARD PASSER	125/118 yards/334 yards, Allen Robinson II/Anthony Miller/Mitchell Trubisky vs. Chicago, 12/15/19
103 yards/206 yards, Aaron Jones/Davante Adams @ Cincinnati, 10/10/21	100-YARD RUSHER AND 100-YARD RECEIVER	108 yards/120 yards, Christian McCaffrey/DJ Moore vs. Carolina, 11/10/19
103 yards/344 yards/206 yards, Aaron Jones/Aaron Rodgers Davante Adams @ Cincinnati, 10/10/21	100-YARD RUSHER, 300-YARD PASSER, 100-YARD RECEIVER	108 yards/307 yards/120 yards, Christian McCaffrey/Kyle Allen DJ Moore vs. Carolina, 11/10/19

DEFENSE

7 yards, Chandon Sullivan: (8:37) 9-M.Stafford pass short left intended for 80-D.Amendola INTERCEPTED by 39-C.Sullivan at DET 7, 39-C.Sullivan for 7 yards, TOUCHDOWN. vs. Detroit, 09/20/20	INTERCEPTED PASS RETURNED FOR A TOUCHDOWN	32 yards, Jamel Dean: (12:50) (Shotgun) 12-A.Rodgers pass short left intended for 17-D.Adams INTERCEPTED by 35-J.Dean at GB 32, 35-J.Dean for 32 yards, TOUCHDOWN. @ Tampa Bay, 10/18/20
14 yards, Preston Smith: (3:20) (Shotgun) 10-M.Trubisky sacked at CHI 11 for -7 yards (55-Z.Smith), FUMBLES (55-Z.Smith) (55-Z.Smith), RECOVERED by GB-91-P.Smith at CHI 14, 91-P.Smith for 14 yards, TOUCHDOWN. vs. Chicago, 11/29/20	FUMBLE RETURNED FOR A TOUCHDOWN	0 yards, Leonard Floyd: (14:43) (Shotgun) 12-A.Rodgers sacked at GB 5 for -10 yards (94-L.Floyd), FUMBLES (94-L.Floyd) (94-L.Floyd), touched at GB 1, RECOVERED by CHI-94-L.Floyd at GB -4, TOUCHDOWN. Penalty on GB-69-D.Bakhtari, Offensive Holding, declined, vs. Chicago, 10/20/16
Jaire Alexander: (11:43) 8-K.Cousins sacked in End Zone for -4 yards, SAFETY (23-J.Alexander). @ Minnesota, 09/13/20	SAFETY SCORED	Mark Barron: (2:54) 33-A.Jones up the middle tackled in End Zone for -1 yards, SAFETY (26-M.Barron). @ L.A. Rams, 10/28/18
Green Bay 22, Buffalo 0 vs. Buffalo, 09/30/18	SHUTOUT	Detroit 31, Green Bay 0 vs. Detroit, 12/30/18
4.0 sk, Kabeer Gbaja-Biamila @ Chicago, 01/02/05	FOUR-SACK GAME	4.0 sk, Chris Clemons @ Seattle, 09/24/12
3.0 sk, Za'Darius Smith vs. Atlanta, 10/05/20	THREE-SACK GAME	3.0 sk, Ezekiel Ansah @ Detroit, 12/31/17
2.0 sk, Rashan Gary vs. Washington, 10/24/21	TWO-SACK GAME	2.0 sk, Jonathan Allen vs. Washington, 10/24/21
4 ints, Willie Buchanon @ San Diego, 09/24/78	FOUR-INTERCEPTION GAME	* Never Has Happened *
3 ints, Tom Flynn vs. Detroit, 10/28/84	THREE-INTERCEPTION GAME	3 ints, Vencie Glenn @ Minnesota, 12/27/92
2 ints, Darnell Savage vs. Chicago, 11/29/20	TWO-INTERCEPTION GAME	2 ints, Harrison Smith vs. Minnesota, 12/23/17
62 yards, Green Bay 27, Pittsburgh 17 vs. Pittsburgh, 10/03/21	LESS THAN 100 RUSHING YARDS	57 yards, Green Bay 24, Washington 10 vs. Washington, 10/24/21
137 yards, Green Bay 24, Chicago 14 @ Chicago, 10/17/21	LESS THAN 150 NET PASSING YARDS	96 yards, Green Bay 24, Carolina 16 vs. Carolina, 12/19/20
139 yards, Green Bay 23, Minnesota 10 @ Minnesota, 12/23/19	LESS THAN 200 YARDS NET OFFENSE	198 yards, San Francisco 37, Green Bay 8 @ San Francisco, 11/24/19
277 yards, Green Bay 24, Chicago 14 @ Chicago, 10/17/21	LESS THAN 300 YARDS NET OFFENSE	229 yards, New Orleans 38, Green Bay 3 @ New Orleans, 09/12/21
1 to, Green Bay 24, Washington 10 vs. Washington, 10/24/21	AT LEAST ONE TURNOVER	2 to, Green Bay 24, Washington 10 vs. Washington, 10/24/21
3 to, Green Bay 41, Chicago 25 vs. Chicago, 11/29/20	FORCED THREE+ TURNOVERS	3 to, New Orleans 38, Green Bay 3 @ New Orleans, 09/12/21

SPECIAL TEAMS

108 yards, Randall Cobb: 6-T.Morstead kicks 73 yards from NO 35 to GB -8, 18-R.Cobb for 108 yards, TOUCHDOWN. vs. New Orleans, 09/08/11	KICKOFF RETURNED FOR A TOUCHDOWN	99 yards, Andre Roberts: 2-M.Crosby kicks 64 yards from GB 35 to NY J 1, 19-A.Roberts for 99 yards, TOUCHDOWN. @ N.Y. Jets, 12/23/18
55 yards, Micah Hyde: (5:04) 6-S.Martin punts 45 yards to GB 45, Center-48-D.Mulbach, 33-M.Hyde for 55 yards, TOUCHDOWN. vs. Detroit, 12/28/14	PUNT RETURNED FOR A TOUCHDOWN	73 yards, Jalen Reagor: (6:48) 6-C.Scott punts 52 yards to PHI 27, Center-43-H.Bradley, 18-J.Reagor MUFFS catch, and recovers at PHI 27, 18-J.Reagor for 73 yards, TOUCHDOWN. GB-24-R.Greene was injured during the play. vs. Philadelphia, 12/06/20
57 yards, Willie Buchanon: Chester Marcol, kicker @ New Orleans, 12/17/72	BLOCKED FIELD GOAL RETURNED FOR A TOUCHDOWN	Lamar King: (8:10) 8-R.Longwell 50 yard field goal is BLOCKED (92-L.King), Center-60-R.Davis, Holder-11-M.Hasselbeck, RECOVERED by SEA-24-S.Springs at SEA 39, 24-S.Springs for 61 yards, TOUCHDOWN. PENALTY on GB-11-M.Hasselbeck, Unsportsmanlike Conduct, 15 yards, enforced between downs. vs. Seattle, 11/01/99
Geronimo Allison: (7:33) 6-M.Wile punt is BLOCKED by 81-G.Allison, Center-47-K.McDermott, RECOVERED by GB-37-J.Jackson at MIN -1, TOUCHDOWN. vs. Minnesota, 09/16/18	BLOCKED PUNT RETURNED FOR A TOUCHDOWN	Bryan Braman: (5:35) 8-T.Masthay punt is BLOCKED by 50-B.Braman, Center-61-B.Goode, RECOVERED by HST-11-D.Posey at GB 0, TOUCHDOWN. @ Houston, 10/14/12
51 yards, Mason Crosby: (.03) 2-M.Crosby 51 yard field goal is GOOD, Center-43-H.Bradley, Holder-7-C.Bojorquez. @ San Francisco, 09/26/21	MADE FIELD GOAL OF 50 YARDS OR LONGER	52 yards, Chris Boswell: (5:46) 9-C.Boswell 52 yard field goal is GOOD, Center-46-C.Kuntz, Holder-6-P.Harvin. vs. Pittsburgh, 10/03/21
34 yards, Mason Crosby: (5:24) 2-M.Crosby 34 yard field goal is BLOCKED (97-T.Settle), Center-43-H.Bradley, Holder-7-C.Bojorquez, recovered by GB-81-J.Deguara at WAS 28. vs. Washington, 10/24/21	BLOCKED FIELD GOAL	42 yards, Chris Blewitt: (11:26) 12-C.Blewitt 42 yard field goal is BLOCKED (90-T.Slaton), Center-54-C.Cheseman, Holder-5-T.Way. vs. Washington, 10/24/21
JK Scott: (12:17) 6-J.Scott punt is BLOCKED by 38-B.Howell, Center-43-H.Bradley, RECOVERED by HST-51-D.Cole at GB 32, PENALTY on GB-29-K.Hollman, Illegal Use of Hands, 10 yards, enforced at GB 32. @ Houston, 10/25/20	BLOCKED PUNT	Matt Wile: (7:33) 6-M.Wile punt is BLOCKED by 81-G.Allison, Center-47-K.McDermott, RECOVERED by GB-37-S.Jackson at MIN -1, TOUCHDOWN. vs. Minnesota, 09/16/18

THE LAST TIME

Mason Crosby: 2-M.Crosby extra point is No Good. Hit Left Upright, Center-43-H.Bradley, Holder-7-C.Bojorquez. @ Cincinnati, 10/10/21	MISSED POINT AFTER TOUCHDOWN ATTEMPT	Jake Elliott: 4-J.Elliott extra point is No Good, Wide Right, Center-45-R.Lovato, Holder-1-C.Johnston. vs. Philadelphia, 12/06/20
Dan Bailey (Tony Brown blocked): 5-D.Bailey extra point is Blocked (28-T.Brown), Center-58-A.Cutting, Holder-2-B.Colquitt. vs. Minnesota, 09/15/19	POINT AFTER TOUCHDOWN ATTEMPT BLOCKED	Mason Crosby (Ra'Shede Hageman blocked): 2-M.Crosby extra point is Blocked (77-R.Hageman), Center-61-B.Goode, Holder-8-T.Masthay. vs. Atlanta, 12/08/14
Jermaine Whitehead: 2-M.Crosby kicks inside 14 yards from GB 35 to GB 49. RECOVERED by GB-35-J.Whitehead. @ Detroit, 12/31/17	SUCCESSFUL ONSIDE KICK	Michael Thomas: 7-K.Fairbairn kicks inside 18 yards from HST 35 to GB 47. RECOVERED by HST-28-M.Thomas. @ Houston, 10/25/20
5 fg, Mason Crosby: (37, 40, 41, 38, 36) vs. Minnesota, 09/16/18	FIVE FIELD GOALS	5 fg, Matt Prater: (26, 22, 41, 51, 54) vs. Detroit, 10/14/19
4 fg, Mason Crosby: (44, 44, 22, 49) @ Cincinnati, 10/10/21	FOUR FIELD GOALS	4 fg, Rodrigo Blankenship: (37, 32, 43, 39) @ Indianapolis, 11/22/20
3 fg, Mason Crosby: (54, 38, 51) @ San Francisco, 09/26/21	THREE FIELD GOALS	3 fg, Cairo Santos: (30, 27, 20) @ Chicago, 01/03/21
TEAM/MISCELLANEOUS		
522 yards, Green Bay 522, Minnesota 382 @ Minnesota, 09/13/20	500 TOTAL YARDS OF OFFENSE	563 yards, Dallas 563, Green Bay 335 @ Dallas, 10/06/19
466 yards, Green Bay 466, Cincinnati 367 @ Cincinnati, 10/10/21	400 TOTAL YARDS OF OFFENSE	430 yards, Washington 430, Green Bay 304 vs. Washington, 10/24/21
ST: (3:38) (Shotgun) A.Rodgers pass short right to D.Adams for 6 yards, TOUCHDOWN.ST: (10:45) (No Huddle, Shotgun) A.Rodgers pass deep right to J.Nelson for 27 yards, TOUCHDOWN.ST: (14:52) (Shotgun) A.Rodgers pass short left to E.Lacy for 32 yards, TOUCHDOWN.ST: (2:04) L.Taylor and J.Tretter reported in as eligible, E.Lacy right tackle for 1 yard, TOUCHDOWN.DEF: (6:07) (No Huddle, Shotgun) M.Sanchez pass short right intended for B.Celek INTERCEPTED by J.Peppers at GB 48. J.Peppers for 52 yards, TOUCHDOWN. PENALTY on PHI-M.Sanchez, Low Block, 15 yards, enforced between downs.DEF: (10:49) (No Huddle, Shotgun) M.Sanchez FUMBLES (Aborted) at GB 39. RECOVERED by GB-C.Hayward at PHI 49. C.Hayward for 49 yards, TOUCHDOWN.OFF: (2:18) D.Jones punts 50 yards to GB 25, Center-J.Dorenbos. M.Hyde for 75 yards, TOUCHDOWN. PENALTY on GB, Unsportsmanlike Conduct, 15 yards, enforced between downs. vs. Philadelphia, 11/16/14	TOUCHDOWN ON OFFENSE, DEFENSE AND SPECIAL TEAMS	ST: (8:52) (Shotgun) J.Freeman pass short right to D.Ward for 6 yards, TOUCHDOWN.ST: (11:44) (Shotgun) J.Freeman pass short left to K.Winslow for 7 yards, TOUCHDOWN.ST: (4:20) (Shotgun) J.Freeman pass short right to S.Stroughter for 7 yards, TOUCHDOWN.DEF: (5:2) (Shotgun) A.Rodgers pass deep left intended for D.Driver INTERCEPTED by T.Jackson at GB 35. T.Jackson for 35 yards, TOUCHDOWN.OFF: (12:09) (Punt formation) J.Kapinos punt is BLOCKED by G.Hayes, Center-B.Goode, RECOVERED by TB-R.Barber at GB 31. R.Barber for 31 yards, TOUCHDOWN. @ Tampa Bay, 11/08/09
Jamaal Williams: TWO-POINT CONVERSION ATTEMPT. 30-J.Williams rushes up the middle. ATTEMPT FAILS. The Replay Official reviewed the short of the goal line ruling, and the play was REVERSED. TWO-POINT CONVERSION ATTEMPT. 30-J.Williams rushes up the middle. ATTEMPT SUCCEEDS. vs. Minnesota, 11/01/20	MADE TWO-POINT CONVERSION	Joe Burrow: TWO-POINT CONVERSION ATTEMPT. 9-J.Burrow pass to 85-T.Higgins is complete. ATTEMPT SUCCEEDS. @ Cincinnati, 10/10/21
Aaron Jones: TWO-POINT CONVERSION ATTEMPT. 33-A.Jones rushes right guard. ATTEMPT FAILS. vs. Tennessee, 12/27/20	FAILED TWO-POINT CONVERSION	Dwayne Haskins Jr.: TWO-POINT CONVERSION ATTEMPT. 7-D.Haskins rushes left tackle. ATTEMPT FAILS. vs. Washington, 12/08/19
Green Bay 53, Philadelphia 20 vs. Philadelphia, 11/16/14	50 POINTS	New Orleans 51, Green Bay 29 @ New Orleans, 11/24/08
Green Bay 40, Tennessee 14 vs. Tennessee, 12/27/20	40 POINTS	Washington 42, Green Bay 24 @ Washington, 11/20/16
Green Bay 25, Cincinnati 22 @ Cincinnati, 10/10/21	OVERTIME WIN	Indianapolis 34, Green Bay 31 @ Indianapolis, 11/22/20
Indianapolis 34, Green Bay 31 @ Indianapolis, 11/22/20	OVERTIME LOSS	Green Bay 25, Cincinnati 22 @ Cincinnati, 10/10/21
Minnesota 29, Green Bay 29 vs. Minnesota, 09/16/18	OVERTIME TIE	Minnesota 29, Green Bay 29 vs. Minnesota, 09/16/18
0 to, Green Bay 24, Chicago 14 @ Chicago, 10/17/21	NO TURNOVERS	0 to, New Orleans 38, Green Bay 3 @ New Orleans, 09/12/21

TRANSACTIONS BY DATE

DATE	POS.	PLAYER	TRANSACTION
10/25	WR	Davante Adams	Placed on reserve/COVID-19 list
10/23	G	Ben Braden	Elevated from the practice squad to the active roster for gameday as a COVID-19 replacement
10/23	C/G	Josh Myers	Placed on injured reserve
10/21	LB	Whitney Mercilus	Signed
10/19	LB	Aaron Adeoye	Signed to practice squad
10/19	CB	Quinton Dunbar	Released from practice squad
10/16	WR	Juwann Winfree	Elevated from the practice squad to the active roster for gameday as a COVID-19 replacement
10/15	WR	Malik Taylor	Placed on reserve/COVID-19 list
10/13	CB	Quinton Dunbar	Signed to practice squad
10/13	WR	Equanimeous St. Brown	Signed to active roster from practice squad
10/9	CB	Jaire Alexander	Placed on injured reserve
10/9	G	Ben Braden	Elevated from the practice squad to the active roster for gameday
10/9	DL	Tyler Lancaster	Activated from reserve/COVID-19 list
10/9	WR	Equanimeous St. Brown	Elevated from the practice squad to the active roster for gameday
10/7	LB	Chauncey Rivers	Placed on injured reserve
10/7	LB	Laylon Smith	Signed
10/6	CB	Rasul Douglas	Signed off of Arizona Cardinals Practice Squad
10/2	WR	Equanimeous St. Brown	Elevated from the practice squad to the active roster for gameday as a COVID-19 replacement
10/2	WR	Marquez Valdes-Scantling	Placed on injured reserve
9/28	TE	Tyler Davis	Signed off of Indianapolis Colts Practice Squad
9/28	DL	Tyler Lancaster	Placed on reserve/COVID-19 list
9/25	TE	Dominique Dafney	Placed on injured reserve
9/21	DL	Abdullah Anderson	Released from practice squad
9/21	G/T	Jacob Capra	Released from practice squad
9/21	S	Shawn Davis	Signed to practice squad
9/21	DL	RJ McIntosh	Signed to practice squad
9/21	TE	Jace Sternberger	Released
9/20	WR	Equanimeous St. Brown	Elevated from the practice squad to the active roster for gameday
9/17	LB	La'Darius Hamilton	Signed off of Tampa Bay Buccaneers Practice Squad
9/4	P	Corey Bojorquez	Acquired from Los Angeles Rams in exchange for 2023 sixth-round draft pick
9/2	DL	Willington Previlon	Released from practice squad
9/2	LS	Steven Wirtel	Signed to practice squad
9/1	DT	Abdullah Anderson	Signed to practice squad
9/1	QB	Kurt Benkert	Signed to practice squad
9/1	WR	Chris Blair	Signed to practice squad
9/1	G	Ben Braden	Signed to practice squad
9/1	G/T	Jacob Capra	Signed to practice squad
9/1	CB	Kabion Ento	Signed to practice squad
9/1	S	Innis Gaines	Signed to practice squad
9/1	LB	Tipa Galeai	Signed to practice squad
9/1	TE	Bronson Kaufusi	Signed to practice squad
9/1	K	JJ Molson	Signed to practice squad
9/1	DL	Willington Previlon	Signed to practice squad
9/1	WR	Equanimeous St. Brown	Signed to practice squad
9/1	RB	Patrick Taylor	Signed to practice squad
9/1	T/G	Cole Van Lanen	Signed to practice squad
9/1	LB	Ray Wilborn	Signed to practice squad
9/1	WR	Juwann Winfree	Signed to practice squad
8/31	DT	Abdullah Anderson	Released
8/31	T	David Bakhtiari	Placed on reserve/physically unable to perform
8/31	WR	Reggie Begelton	Released
8/31	QB	Kurt Benkert	Released
8/31	G	Ben Braden	Released
8/31	G/T	Jacob Capra	Released
8/31	G/T	Coy Cronk	Released
8/31	CB	Stephen Denmark	Released
8/31	CB	Kabion Ento	Released
8/31	CB	Rojecterman Farris	Released
8/31	S	Innis Gaines	Released
8/31	LB	Tipa Galeai	Released
8/31	LB	De'Jon Harris	Released
8/31	WR	Damon Hazelton	Released
8/31	TE	Bronson Kaufusi	Released
8/31	DL	Carlo Kemp	Released
8/31	K	JJ Molson	Released
8/31	DL	Willington Previlon	Released
8/31	LB	Delontae Scott	Released
8/31	P	JK Scott	Released
8/31	WR	Equanimeous St. Brown	Released
8/31	TE	Jace Sternberger	Placed on reserve/suspended
8/31	RB	Patrick Taylor	Released
8/31	S	Christian Uphoff	Released
8/31	T/G	Cole Van Lanen	Released
8/31	LB	Ray Wilborn	Released

8/31	RB	Dexter Williams	Released
8/31	WR	Juwann Winfree	Released
8/27	QB	Jake Dolegala	Released
8/27	CB	Rojecterman Farris	Signed
8/25	DL	Abdullah Anderson	Signed
8/25	WR	Chris Blair	Released
8/25	CB	Stephen Denmark	Signed
8/25	WR	Devin Funchess	Placed on injured reserve
8/24	DL	Josh Avery	Released
8/24	CB	Ka'dar Hollman	Traded to Houston Texans in exchange for a 2022 seventh-round pick
8/24	LB	Kamal Martin	Released
8/24	S	Will Redmond	Placed on injured reserve
8/23	TE	Daniel Crawford	Released
8/20	WR	Damon Hazelton	Signed
8/20	CB	Dominique Martin	Released
8/18	QB	Jake Dolegala	Released
8/18	CB	Josh Jackson	Traded to New York Giants in exchange for CB Isaac Yiadom
8/18	CB	Stanford Samuels	Released
8/18	CB	Isaac Yiadom	Acquired from New York Giants in exchange for CB Josh Jackson
8/17	G/T	Zack Johnson	Released
8/17	TE	Isaac Nauta	Placed on injured reserve
8/17	WR	DeAndre Thompkins	Placed on injured reserve
8/16	G/T	Jon Dietzen	Released
8/16	P	Ryan Winslow	Released
8/12	CB	Dominique Martin	Signed
8/12	LB	Randy Ramsey	Placed on injured reserve
8/6	LB	Chauncey Rivers	Claimed off waivers from BAL
8/5	LS	Joe Fortunato	Released
8/4	DL	Josh Avery	Signed
8/4	LB	Ray Wilborn	Activated from reserve/COVID-19 list
8/3	TE	Daniel Crawford	Signed
8/3	WR	Bailey Gaither	Placed on reserve/retired list
7/31	G	Simon Stepaniak	Placed on reserve/retired list
7/29	T	Dennis Kelly	Signed
7/28	WR	Randal Cobb	Acquired via Trade from Houston Texans
7/27	QB	Blake Bortles	Released
7/27	QB	Jake Dolegala	Released
7/24	LB	Ray Wilborn	Placed on reserve/COVID-19 list
7/23	WR	Amari Rodgers	Signed
6/10	QB	Jake Dolegala	Signed
6/10	DL	Anthony Rush	Released
6/9	LB	De'Vondre Campbell	Signed
6/9	RB	Mike Weber	Released
6/2	CB	Eric Stokes	Signed
5/26	WR	DeAndre Thompkins	Signed
5/24	CB	KeiVarae Russell	Released
5/17	QB	Kurt Benkert	Signed
5/14	RB	Kylin Hill	Signed
5/14	CB	Sheran Jean-Charles	Signed
5/14	LB	Isaiah McDuffie	Signed
5/14	C/G	Josh Myers	Signed
5/14	T/G	Royce Newman	Signed
5/14	DL	T. J. Slaton	Signed
5/14	T/G	Cole Van Lanen	Signed
5/13	QB	Blake Bortles	Signed
5/3	G/T	Jacob Capra	Agreed to terms
5/3	G/T	Coy Cronk	Agreed to terms
5/3	G/T	Jon Dietzen	Agreed to terms
5/3	WR	Bailey Gaither	Agreed to terms
5/3	DL	Jack Heflin	Agreed to terms
5/3	DL	Carlo Kemp	Agreed to terms
5/3	S	Christian Uphoff	Agreed to terms
4/2	S	Will Redmond	Re-signed
3/30	DL	Tyler Lancaster	Re-signed
3/30	TE	Marcedes Lewis	Re-signed
3/26	RB	Aaron Jones	Re-signed
3/26	CB	Kevin King	Re-signed
3/24	LS	Joe Fortunato	Signed
3/12	TE	John Lovett	Released
2/19	LB	Christian Kirksey	Released
2/19	T	Rick Wagner	Released
1/26	WR	Reggie Begelton	Signed
1/26	C	Jake Hanson	Signed
1/26	K	JJ Molson	Signed
1/26	CB	KeiVarae Russell	Signed
1/26	DL	Delontae Scott	Signed
1/26	WR	Juwann Winfree	Signed
1/25	LB	Tipa Galeai	Signed
1/25	LB	De'Jon Harris	Signed
1/25	G	Zack Johnson	Signed
1/25	TE	Isaac Nauta	Signed
1/25	DL	Willington Previlon	Signed
1/25	DL	Anthony Rush	Signed
1/25	CB	Stanford Samuels	Signed

TRANSACTIONS BY DATE

1/25	RB	Mike Weber	Signed	1/25	DL	Brian Price	Reverted to practice squad
1/25	RB	Dexter Williams	Signed	1/25	CB	Kei'Varae Russell	Reverted to practice squad
1/25	P	Ryan Winslow	Signed	1/25	CB	Tramon Williams	Reverted to practice squad

TRANSACTIONS BY PLAYER

Adams, Davante - WR

10/25/21 Placed on reserve/COVID-19 list

Adeoye, Aaron - LB

10/19/21 Signed to practice squad

Alexander, Jaire - CB

10/9/21 Placed on injured reserve

Anderson, Abdullah - DL

8/25/21 Signed

8/31/21 Released

9/1/21 Signed to practice squad

9/21/21 Released from practice squad

Avery, Josh - DL

8/4/21 Signed

8/24/21 Released

Bakhtiari, David - T

8/31/21 Placed on reserve/physically unable to perform

Begelton, Reggie - WR

1/26/21 Signed

8/31/21 Released

Benkert, Kurt - QB

5/17/21 Signed

8/31/21 Released

9/1/21 Signed to practice squad

Blair, Chris - WR

8/25/21 Released

9/1/21 Signed to practice squad

Bojorquez, Corey - P

9/4/21 Acquired from Los Angeles Rams in exchange for 2023 sixth-round draft pick

Bortles, Blake - QB

5/13/21 Signed

7/27/21 Released

Braden, Ben - G

8/31/21 Released

9/1/21 Signed to practice squad

10/9/21 Elevated from the practice squad to the active roster for gameday

10/23/21 Elevated from the practice squad to the active roster for gameday as a COVID-19 replacement

Campbell, De'Vondre - LB

6/9/21 Signed

Capra, Jacob - G/T

5/3/21 Agreed to terms

8/31/21 Released

9/1/21 Signed to practice squad

9/21/21 Released from practice squad

Cobb, Randall - WR

7/28/21 Acquired via Trade from Houston Texans

Crawford, Daniel - TE

8/3/21 Signed

8/23/21 Released

Cronk, Coy - G/T

5/3/21 Agreed to terms

8/31/21 Released

Davis, Tyler - TE

9/28/21 Signed off of Indianapolis

Colts practice squad

Davis, Shawn - S

9/21/21 Signed to practice squad

Dafney, Dominique - TE

9/25/21 Placed on injured reserve

Denmark, Stephen - CB

8/25/21 Signed

8/31/21 Released

Dietzen, Jon - G/T

5/3/21 Agreed to terms

8/16/21 Released

Douglas, Rasul - CB

10/6/21 Signed off of Arizona

Cardinals practice squad

Dolegala, Jacob - QB

6/10/21 Signed

7/27/21 Released

8/18/21 Signed

8/27/21 Released

Dunbar, Quinton - CB

10/13/21 Signed to practice squad

10/19/21 Released from practice squad

Ento, Kabion - CB

8/31/21 Released

9/1/21 Signed to practice squad

Farris, Rojesterman - CB

8/27/21 Signed

8/31/21 Released

Fortunato, Joe - LS

3/24/21 Signed

8/15/21 Released

Funchess, Devin - WR

8/25/21 Placed on injured reserve

Gaines, Innis - S

8/31/21 Released

9/1/21 Signed to practice squad

Gaither, Bailey - WR

5/3/21 Agreed to terms

8/3/21 Placed on reserve/retired list

Galeai, Tipa - LB

1/25/21 Signed

8/31/21 Released

9/1/21 Signed to practice squad

Hamilton, La'Darius - LB

9/20/21 Signed off of Tampa Bay Buccaneers practice squad

Hanson, Jake - C

1/26/21 Signed

Harris, De'Jon - LB

1/25/21 Signed

8/31/21 Released

Hazelton, Damon - WR

8/20/21 Signed

8/31/21 Released

Hefflin, Jack - DL

5/3/21 Agreed to terms

Hill, Kylin - RB

5/14/21 Signed rookie contract

Hollman, Ka'dar - CB

8/24/21 Traded to Houston Texans in exchange for a 2022 seventh-round pick

Jackson, Josh - CB

8/18/21 Traded to New York Giants in exchange for CB Isaac Yiadom

Jean-Charles, Shemar - CB

5/14/21 Signed rookie contract

Johnson, Zack - G/T

1/25/21 Signed

8/17/21 Released

Jones, Aaron - RB

3/26/31 Re-signed

Kaufusi, Bronson - TE

8/31/21 Released

9/1/21 Signed to practice squad

Kelly, Dennis - T

7/29/21 Signed

Kemp, Carlo - DL

5/3/21 Agreed to terms

8/31/21 Released

King, Kevin - CB

3/26/31 Re-signed

Kirksey, Christian - LB

2/19/21 Released

Lancaster, Tyler - DL

3/30/31 Re-signed

9/28/21 Placed on reserve/COVID-19 list

10/9/21 Activated from reserve/COVID-19 list

Lewis, Mercedes - TE

3/30/31 Re-signed

Lovett, John - TE

3/12/21 Released

Martin, Dominique -CB

8/12/21 Signed
8/20/21 Released

Martin, Kamal - LB

8/24/21 Released

McDuffie, Isaiah - LB

5/14/21 Signed rookie contract

McIntosh, RJ - DL

9/21/21 Signed to practice squad

Mercilus, Whitney - LB

10/21/21 Signed

Molson, JJ - K

1/26/21 Signed
8/31/21 Released
9/1/21 Signed to practice squad

Myers, Josh - C/G

5/14/21 Signed rookie contract
10/23/21 Placed on injured reserve

Newman, Royce - T/G

5/14/21 Signed rookie contract

Nauta, Isaac - TE

1/25/21 Signed
8/17/21 Placed on injured reserve

Previlon, Willington - DL

1/25/21 Signed
8/31/21 Released
9/1/21 Signed to practice squad
9/2/21 Released from practice squad

Ramsey, Randy - LB

8/12/21 Placed on injured reserve

Redmond, Will - S

4/2/21 Re-signed
8/24/21 Placed on injured reserve

Rivers, Chauncey - LB

8/6/21 Claimed off waivers from BAL
10/7/21 Placed on injured reserve

Rodgers, Amari - WR

7/23/21 Signed rookie contract

Russell, Kei'Varae - CB

1/26/21 Signed
5/24/21 Released

Rush, Anthony - DL

1/25/21 Signed
6/10/21 Released

Samuels, Stanford - CB

1/25/21 Signed
8/18/21 Released

Scott, Delontae - LB

1/26/21 Signed
8/31/21 Released

Scott, JK - P

8/31/21 Released

Slaton, T.J. - DL

5/14/21 Signed rookie contract

Smith, Jaylon - LB

10/7/21 Signed

St. Brown, Equanimeous - WR

8/31/21 Released
9/1/21 Signed to practice squad
9/20/21 Elevated from the practice squad to the active roster for gameday
10/2/21 Elevated from the practice squad to the active roster for gameday as a COVID-19 replacement
10/9/21 Elevated from the practice squad to the active roster for gameday
10/13/21 Signed to active roster from practice squad

Stepaniak, Simon - G

7/31/21 Placed on reserve/retired list

Sternberger, Jace - TE

8/31/21 Placed on reserve/suspended
9/21/21 Released

Stokes, Eric - CB

6/2/21 Signed rookie contract

Taylor, Malik - WR

10/15/21 Placed on reserve/COVID-19 list

Taylor, Patrick - RB

8/31/21 Released
9/1/21 Signed to practice squad

Thompkins, DeAndre - WR

5/26/21 Signed
8/17/21 Placed on injured reserve

Uphoff, Christian - S

5/3/21 Agreed to terms
8/31/21 Released

Van Lanen, Cole - T/G

5/14/21 Signed rookie contract
8/31/21 Released
9/1/21 Signed to practice squad

Wagner, Rick - T

2/19/21 Released

Weber, Mike -RB

1/25/21 Signed
6/9/21 Released

Wilborn, Ray - LB

7/24/21 Placed on reserve/COVID-19 list
8/4/21 Activated from reserve/COVID-19 list
8/31/21 Released
9/1/21 Signed to practice squad

Williams, Dexter - RB

1/25/21 Signed
8/31/21 Released

Winfree, Juwann - WR

1/26/21 Signed
8/31/21 Released
9/1/21 Signed to practice squad
10/16/21 Elevated from the practice squad to the active roster for gameday as a COVID-19 replacement

Winslow, Ryan - P

1/25/21 Signed
8/16/21 Released

Wirtel, Steven - LS

9/2/21 Signed to practice squad

Valdes-Scantling, Marquez - WR

10/2/21 Placed on injured reserve

Yadom, Isaac - CB

8/18/21 Acquired from New York Giants in exchange for CB Josh Jackson



GAME SUMMARIES



GAME SUMMARY [LAST MATCHUP]



20

2018 WEEK 13
Arizona Cardinals 20, Green Bay Packers 17
77,234 @ Lambeau field Dec 2, 2018



17

Arizona Cardinals	0	7	10	3	—	20
Green Bay Packers	0	10	0	7	—	17

Arizona Cardinals Starters

OFFENSE		DEFENSE	
WR 11	L. Fitzgerald	LB 51	G. Hodges
WR 13	C. Kirk	LB 43	H. Reddick
TE 84	J. Gresham	CB 38	D. Amerson
QB 3	J. Rosen	CB 21	P. Peterson
RB 31	D. Johnson	S 3	B. Baker
		S 41	A. Bethea
		S 33	T. Boston

Green Bay Packers Starters

OFFENSE		DEFENSE	
WR 17	D. Adams	LB 51	K. Fackrell
WR 19	E. St. Brown	LB 50	B. Martinez
WR 83	M. Valdes-Scantling	LB 52	C. Matthews
G 65	L. Taylor	LB 44	A. Morrison
C 63	C. Linsley	CB 23	J. Alexander
TE 80	J. Graham	CB 37	J. Jackson
T 69	D. Bakhtiari	S 39	I. Campbell
T 75	B. Bulaga		
QB 12	A. Rodgers		
RB 33	A. Jones		

SCORING DRIVES

TEAM	QTR	TIME	SCORING PLAY	ARI	GB
Packers	2	11:29	D.Adams 13 yd. pass from A.Rodgers (M.Crosby kick) (5-35, 2:13)	0	7
Cardinals	2	04:42	C.Edmonds 6 yd. run (Z.Gonzalez kick) (11-75, 6:47)	7	7
Packers	2	00:15	M.Crosby 32 yd. Field Goal (14-55, 4:27)	7	10
Cardinals	3	05:18	Z.Gonzalez 44 yd. Field Goal (6-61, 2:24)	10	10
Cardinals	3	01:54	C.Edmonds 8 yd. run (Z.Gonzalez kick) (4-65, 1:38)	17	10
Packers	4	05:26	A.Jones 8 yd. run (M.Crosby kick) (11-95, 5:51)	17	17
Cardinals	4	01:41	Z.Gonzalez 44 yd. Field Goal (11-49, 3:45)	20	17

ARIZONA CARDINALS

PASSING	ATT	CP	YDS	SK/YD	TD	LG	INT	RTG
Josh Rosen	26	11	149	2/16	0	37	0	61.2
TOTAL	26	11	149	2/16	0	37	0	61.2

RUSHING	ATT	YDS	AVG	LG	TD
David Johnson	20	69	3.5	13	0
Chase Edmonds	5	53	10.6	29	2
Josh Rosen	2	32	16.0	33	0
Christian Kirk	1	23	23.0	23	0
T.J. Logan	1	5	5.0	5	0
TOTAL	29	182	6.3	33	2

RECEIVING	NO	YDS	AVG	LG	TD
Christian Kirk	3	54	18.0	37	0
Larry Fitzgerald	3	48	16.0	32	0
Chase Edmonds	2	13	6.5	8	0
Trent Sherfield	1	21	21.0	21	0
Ricky Seals-Jones	1	10	10.0	10	0
David Johnson	1	3	3.0	3	0
TOTAL	11	149	13.5	37	0

TOP DEFENSE	TOT	SOLO	AST	SCK	YDS	INT
Gerald Hodges	13	12	1	0.0	0.0	0
Antoine Bethea	10	8	2	0.0	0.0	0
Haason Reddick	8	5	3	0.0	0.0	0

FIELD GOALS	FGM/FGA	PERCENT	RESULTS
Zane Gonzalez	2-2	100.0	(44, 44)
TOTAL	2-2	100.0	

GREEN BAY PACKERS

PASSING	ATT	CP	YDS	SK/YD	TD	LG	INT	RTG
Aaron Rodgers	50	31	233	1/6	1	19	0	79.8
TOTAL	50	31	233	1/6	1	19	0	79.8

RUSHING	ATT	YDS	AVG	LG	TD
Aaron Jones	11	36	3.3	13	1
Marquez Valdes-Scantling	2	29	14.5	21	0
Aaron Rodgers	3	20	6.7	11	0
Jamaal Williams	7	13	1.9	4	0
TOTAL	23	98	4.3	21	1

RECEIVING	NO	YDS	AVG	LG	TD
Davante Adams	8	93	11.6	19	1
Jimmy Graham	8	50	6.3	10	0
Aaron Jones	4	16	4.0	6	0
Jamaal Williams	4	14	3.5	10	0
Randall Cobb	3	25	8.3	9	0
Marquez Valdes-Scantling	2	19	9.5	11	0
Jake Kumerow	1	11	11.0	11	0
Robert Tonyan	1	5	5.0	5	0
TOTAL	31	233	7.5	19	1

TOP DEFENSE	TOT	SOLO	AST	SCK	YDS	INT
Blake Martinez	10	5	5	0.0	0.0	0
Ibraheim Campbell	10	8	2	0.0	0.0	0
Kenny Clark	8	7	1	0.0	0.0	0

FIELD GOALS	FGM/FGA	PERCENT	RESULTS
Mason Crosby	1-2	50.0	(32, 49)
TOTAL	1-2	50.0	

TEAM STATISTICS

First Downs	18
3rd-Down Eff. (Made/Att/Pct)	5/13/38%
4th-Down Eff. (Made/Att/Pct)	0/0/0%
Total Net Yards	315
Total Plays	57
Yards Per Play	5.5
Rushes/Net Yards	29/182
Net Passing	133
Pass Attempts/Completions	26/11
Had Intercepted	0
Sacked/Yards Lost	2/16
Punts/Average	6/44.8
Penalties/Yards	7/49
Fumbles/Lost	3/0
Possession Time	27:34

CARDINALS PACKERS

First Downs	22
3rd-Down Eff. (Made/Att/Pct)	3/14/21%
4th-Down Eff. (Made/Att/Pct)	2/2/100%
Total Net Yards	325
Total Plays	74
Yards Per Play	4.4
Rushes/Net Yards	23/98
Net Passing	227
Pass Attempts/Completions	50/31
Had Intercepted	0
Sacked/Yards Lost	1/6
Punts/Average	7/48.4
Penalties/Yards	7/43
Fumbles/Lost	0/0
Possession Time	32:26

GAME SUMMARIES



WEEK 1

New Orleans Saints 38, Green Bay Packers 3
35,242 ♦ TIAA Bank Field ♦ Sep 12, 2021



Green Bay Packers	0	3	0	0	—	3
New Orleans Saints	3	14	7	14	—	38

New Orleans Saints Starters

DEFENSE	DEFENSE
WR 1 M. Callaway	RDE 92 M. Davenport
WR 84 L. Humphrey	DT 70 C. Rippo
LT 72 T. Armstead	DT 97 M. Roach
LG 75 A. Peat	LDE 94 C. Jordan
C 78 E. McCoy	WILL 5 K. Alexander
RG 51 C. Ruiz	MLB 56 D. Davis
RT 71 R. Ramczyk	LGB 23 M. Lattimore
TE 82 A. Trautman	FS 43 M. Williams
TE 45 G. Griffin	SS 27 P. Jenkins
CB 2 J. Winston	RCB 29 F. Addebo
RB 41 A. Kamara	

Green Bay Packers Starters

DEFENSE	DEFENSE
WR 13 A. Lazard	DE 96 K. Keke
LT 74 E. Jenkins	NT 97 K. Clark
LG 62 L. Patrick	DE 94 D. Lowry
C 71 J. Myers	OLB 91 P. Smith
RG 70 R. Newman	OLB 52 R. Gary
RT 77 B. Turner	ILB 51 K. Barnes
TE 89 M. Lewis	ILB 59 D. Campbell
WR 83 M. Valdes-Scantling	CB 23 J. Alexander
WR 17 D. Adams	CB 20 K. King
QB 12 A. Rodgers	S 31 A. Amos
RB 33 A. Jones	S 26 D. Savage

OFFICIALS: Referee: Carl Chambers (51), Umpire: Tra Blake (33), Down Judge: Jerry Bergman (91), Line Judge: Jeff Seeman (45), Field Judge: Nathan Jones (42), Side Judge: Eugene Hall (103), Back Judge: Matt Edwards (96).
Replay Official: Andre Lambert, Replay Assistant: Kurt Shay

SCORING DRIVES

TEAM	QTR	TIME	SCORING PLAY	GB	NO
Saints	1	11:00	A. Rosas 44 yd. Field Goal (9-49, 4:00)	0	3
Saints	2	14:18	A. Kamara 3 yd. pass from J. Winston (A. Rosas kick) (15-76, 7:51)	0	10
Saints	2	01:07	J. Johnson 1 yd. pass from J. Winston (A. Rosas kick) (15-80, 10:00)	0	17
Packers	2	00:00	M. Crosby 39 yd. Field Goal (6-54, 1:07)	0	17
Saints	3	03:07	C. Hogan 10 yd. pass from J. Winston (A. Rosas kick) (3-12, 1:26)	3	24
Saints	4	14:54	J. Johnson 8 yd. pass from J. Winston (A. Rosas kick) (4-21, 1:41)	3	31
Saints	4	10:46	D. Harris 55 yd. pass from J. Winston (A. Rosas kick) (4-66, 2:14)	3	38

GREEN BAY PACKERS

PASSING	ATT	CP	YDS	SK/YD	TD	LG	INT	RTG
Aaron Rodgers	28	15	133	1/11	0	31	2	36.8
Jordan Love	7	5	68	1/4	0	32	0	102.1
TOTAL	35	20	201	2/15	0	32	2	49.8

RUSHING	ATT	YDS	AVG	LG	TD
AJ Dillon	4	19	4.8	6	0
Kylin Hill	5	14	2.8	8	0
Aaron Jones	5	9	1.8	3	0
Randall Cobb	1	1	1.0	1	0
TOTAL	15	43	2.9	8	0

RECEIVING	NO	YDS	AVG	LG	TD
Davante Adams	5	56	11.2	31	0
Marquez Valdes-Scantling	3	17	5.7	10	0
Allen Lazard	2	16	8.0	14	0
Malik Taylor	2	14	7.0	7	0
Aaron Jones	2	13	6.5	7	0
Robert Tonyan	2	8	4.0	5	0
Randall Cobb	1	32	32.0	32	0
Amari Rodgers	1	19	19.0	19	0
Marcedes Lewis	1	19	19.0	19	0
AJ Dillon	1	7	7.0	7	0
TOTAL	20	201	10.1	32	0

TOP DEFENSE	TOT	SOLO	AST	SCK	YDS	INT
Adrian Amos	9	7	2	0.0	0.0	0
Krys Barnes	8	7	1	0.0	0.0	0
DeVondre Campbell	6	5	1	0.0	0.0	0

FIELD GOALS	FGM/FGA	PERCENT	RESULTS
Mason Crosby	1-1	100.0	39G
TOTAL	1-1	100.0	

NEW ORLEANS SAINTS

PASSING	ATT	CP	YDS	SK/YD	TD	LG	INT	RTG
Jameis Winston	20	14	148	0/0	5	55t	0	130.8
Taysom Hill	1	1	3	0/0	0	3	0	79.2
TOTAL	21	15	151	0/0	5	55t	0	131.2

RUSHING	ATT	YDS	AVG	LG	TD
Alvin Kamara	20	83	4.2	14	0
Tony Jones Jr.	11	50	4.5	9	0
Jameis Winston	6	37	6.2	15	0
Taysom Hill	2	1	0.5	2	0
TOTAL	39	171	4.4	15	0

RECEIVING	NO	YDS	AVG	LG	TD
Juwan Johnson	3	21	7.0	12	2
Adam Trautman	3	18	6.0	8	0
Alvin Kamara	3	8	2.7	3t	1
Deonte Harris	2	72	36.0	55t	1
Marquez Callaway	1	14	14.0	14	0
Chris Hogan	1	10	10.0	10t	1
Thy Montgomery II	1	5	5.0	5	0
Tony Jones Jr.	1	3	3.0	3	0
TOTAL	15	151	10.1	55t	5

TOP DEFENSE	TOT	SOLO	AST	SCK	YDS	INT
Zack Baun	5	5	0	0.0	0.0	0
Demario Davis	4	2	2	0.0	0.0	0
Albert Huggins	3	2	1	0.0	0.0	0

FIELD GOALS	FGM/FGA	PERCENT	RESULTS
Aldrick Rosas	1-1	100.0	44G
TOTAL	1-1	100.0	

TEAM STATISTICS PACKERS SAINTS

First Downs	14	22
3rd-Down Eff. (Made/Att/Pct)	1/10/10%	5/10/50%
4th-Down Eff. (Made/Att/Pct)	2/3/67%	2/2/100%
Total Net Yards	229	322
Total Plays	52	60
Yards Per Play	4.4	5.4
Rushes/Net Yards	15/43	39/171
Net Passing	186	151
Pass Attempts/Completions	35/20	21/15
Had Intercepted	2	0
Sacked/Yards Lost	2/15	0/0
Punts/Average	4/44.0	2/51.5
Penalties/Yards	5/33	6/36
Fumbles/Lost	1/1	0/0
Possession Time	25:24	34:36

JACKSONVILLE, Fla. (AP) — Jameis Winston passed for five touchdowns and New Orleans intercepted reigning NFL MVP Aaron Rodgers twice, and the Saints kicked off the post-Drew Brees era with a 38-3 victory over the Green Bay Packers on Sunday. The game, originally scheduled for the Superdome, was moved while the New Orleans area continues to clean up wreckage left by Hurricane Ida, which struck southeast Louisiana as a Category 4 storm on Aug. 29, 16 years to the day after Hurricane Katrina devastated the same region. Winston, who led the NFL with 30 interceptions in his last season as a starter with Tampa Bay in 2019, was largely cautious and accurate in going an efficient 14 of 20 for 148 yards without an interception. New Orleans also rushed for 171 yards. Winston didn't take a sack, but did take off and run for a few key third-down conversions in the first half. The only risky throw that backfired on him — a deflected pass caught by Packers defensive back Darnell Savage in the end zone — was negated by a contested roughing-the-passer penalty called against edge rusher Z'Darius Smith. The penalty set up the second touchdown catch of the game by Juwan Johnson, who came in with four career catches and was converted from receiver to a tight end this offseason. Opening the third quarter down 17-3, the Packers squandered a chance to trim their deficit when Rodgers' wobbly pass under pressure was intercepted by rookie defensive back Paulson Adebayo at the New Orleans 7 early in the third quarter. On Green Bay's next drive, Marcus Williams intercepted Rodgers' deep overthrow and returned it to the Packers 12, setting up Winston's 10-yard TD to Chris Hogan.

GAME SUMMARIES



17

WEEK 2

Green Bay Packers 35, Detroit Lions 17
77,240 @ Lambeau Field Sep 20, 2021



35

Detroit Lions	7	10	0	0	—	17
Green Bay Packers	7	7	14	7	—	35

Detroit Lions Starters

OFFENSE		DEFENSE	
WR 11	K. Raymond	DE 91	M. Brockers
WR 87	Q. Cephus	DE 97	N. Williams
LT 58	P. Sewall	ILB 8	J. Collins Sr.
LG 73	J. Jackson	ILB 34	A. Anzalone
C 77	F. Ragnow	CB 26	I. Mellorow
RG 72	H. Vialta	CB 41	A. Parker
TE 67	M. Nelson	CB 24	A. Oruwariye
RT 80	D. Fells	S 25	W. Harris
TE 88	T. Hockenson	S 21	T. Walker
QB 16	J. Goff	OLB 90	T. Flowers
RB 30	J. Williams	OLB 95	R. Odeara

Green Bay Packers Starters

OFFENSE		DEFENSE	
WR 17	D. Adams	DE 94	D. Lowry
LT 74	E. Jenkins	NT 97	K. Clark
LG 76	J. Runyan	DE 96	K. Kike
C 71	J. Myers	OLB 91	P. Smith
RG 70	R. Newman	OLB 52	R. Gary
RT 77	B. Turner	ILB 51	K. Barnes
TE 89	M. Lewis	ILB 59	D. Campbell
WR 83	M. Valdes-Scantling	CB 23	J. Alexander
WR 13	A. Lazard	CB 20	K. King
QB 12	A. Rodgers	S 31	A. Amos
RB 33	A. Jones	S 26	D. Savage

OFFICIALS: Referee: Adrian Hill (29), Umpire: Roy Ellison (81), Line Judge: David Oliver (24), Line Judge: Mark Stewart (75), Side Judge: Mearl Robinson (31), Field Judge: Jim Quirk (5), Back Judge: Keith Ferguson (61), Replay Official: Roddy Ames, Replay Assistant: Joe Woltan

SCORING DRIVES

TEAM	QTR	TIME	SCORING PLAY	DET	GB
Lions	1	10:36	Q.Cephus 5 yd. pass from J.Goff (A.Seibert kick) (7-75, 4:24)	7	0
Packers	1	03:49	A.Jones 4 yd. pass from Aa.Rodgers (M.Crosby kick) (11-75, 6:51)	7	7
Lions	2	07:22	T.Hockenson 8 yd. pass from J.Goff (A.Seibert kick) (9-61, 4:59)	14	7
Packers	2	01:52	A.Jones 1 yd. pass from Aa.Rodgers (M.Crosby kick) (10-56, 5:30)	14	14
Lions	2	00:03	A.Seibert 43 yd. Field Goal (7-35, 1:49)	17	14
Packers	3	10:26	R.Tonyan 22 yd. pass from Aa.Rodgers (M.Crosby kick) (8-97, 4:34)	17	21
Packers	3	00:07	A.Jones 11 yd. pass from Aa.Rodgers (M.Crosby kick) (11-75, 5:46)	17	28
Packers	4	12:42	A.Jones 1 yd. run (M.Crosby kick) (5-23, 2:21)	17	35

DETROIT LIONS

PASSING	ATT	CP	YDS	SK/YD	TD	LG	INT	RTG
Jared Goff	36	26	246	1/10	2	46	1	97.7
TOTAL	36	26	246	1/10	2	46	1	97.7

RUSHING	ATT	YDS	AVG	LG	TD
Jared Goff	4	46	11.5	26	0
D'Andre Swift	8	37	4.6	12	0
Jamaal Williams	7	25	3.6	8	0
TOTAL	19	108	5.7	26	0

RECEIVING	NO	YDS	AVG	LG	TD
T.J. Hockenson	8	66	8.3	20	1
Quintez Cephus	4	63	15.8	46	1
D'Andre Swift	4	41	10.3	16	0
Amon-Ra St. Brown	3	18	6.0	7	0
Jamaal Williams	3	12	4.0	6	0
Kaill Raymond	2	18	9.0	10	0
Trinity Benson	1	24	24.0	24	0
Jason Cabinda	1	4	4.0	4	0
TOTAL	26	246	9.5	46	2

TOP DEFENSE	TOT	SOLO	AST	SCK	YDS	INT
Alex Anzalone	10	8	2	0.0	0.0	0
Will Harris	6	6	0	0.0	0.0	0
Jamie Collins Sr.	5	4	1	0.0	0.0	0

FIELD GOALS	FGM/FGA	PERCENT	RESULTS
Austin Seibert	1-1	100.0	43G
TOTAL	1-1	100.0	

GREEN BAY PACKERS

PASSING	ATT	CP	YDS	SK/YD	TD	LG	INT	RTG
Aaron Rodgers	27	22	255	3/28	4	50	0	145.6
TOTAL	27	22	255	3/28	4	50	0	145.6

RUSHING	ATT	YDS	AVG	LG	TD
Aaron Jones	17	67	3.9	9	1
AJ Dillon	5	18	3.6	8	0
Kylin Hill	2	8	4.0	5	0
Aaron Rodgers	4	6	1.5	5	0
Jordan Love	3	-3	-1.0	-1	0
TOTAL	31	96	3.1	9	1

RECEIVING	NO	YDS	AVG	LG	TD
Davante Adams	8	121	15.1	50	1
Aaron Jones	6	48	8.0	13	3
Robert Tonyan	3	52	17.3	22t	1
Randall Cobb	3	26	8.7	14	0
AJ Dillon	1	8	8.0	8	0
Equanimeous St. Brown	1	0	0.0	0	0
TOTAL	22	255	11.6	50	4

TOP DEFENSE	TOT	SOLO	AST	SCK	YDS	INT
De'Vondre Campbell	13	10	3	0.0	0.0	1
Adrian Amos	10	9	1	0.0	0.0	0
Kenny Clark	5	2	3	0.0	0.0	0

FIELD GOALS	FGM/FGA	PERCENT	RESULTS
			No Field Goals

TEAM STATISTICS LIONS PACKERS

First Downs	19	25
3rd-Down Eff. (Made/Att/Pct)	4/9/44%	5/9/56%
4th-Down Eff. (Made/Att/Pct)	0/2/0%	0/0/0%
Total Net Yards	344	323
Total Plays	56	61
Yards Per Play	6.1	5.3
Rushes/Net Yards	19/108	31/96
Net Passing	236	227
Pass Attempts/Completions	36/26	27/22
Had Intercepted	1	0
Sacked/Yards Lost	1/10	3/28
Punts/Average	2/53.5	3/46.7
Penalties/Yards	9/78	5/50
Fumbles/Lost	2/1	0/0
Possession Time	26:35	33:25

GREEN BAY, Wis. (AP) — RB Aaron Jones caught three of Aaron Rodgers' four TD passes and rushed for a fourth score, and the Packers had a welcome return to normal, dominating the second half in a 35-17 win over the division rival Lions on Monday night. Jones became the first Packers running back to catch three touchdown passes in a game since Andy Uram against the Chicago Cardinals in 1942. He had 17 carries for 67 yards and six catches for 48 yards. Rodgers went 22 of 27 for 255 yards and surpassed John Elway for 10th all-time in passing yards with 51,633. Rodgers has followed up each of the Packers' last five regular-season losses by throwing four touchdown passes and no interceptions in his next game. Detroit's Jared Goff completed 13 of his first 14 passes but struggled the rest of the way as the Lions (0-2) blew a 17-14 halftime lead. Goff finished 26 of 36 for 246 yards. He connected on touchdown passes to Quintez Cephus and T.J. Hockenson but also threw an interception and lost a fumble. The Packers faced third-and-12 on their opening series of the second half when Rodgers threw a 50-yard completion to Davante Adams, who ended the night with eight catches for 121 yards. Rodgers capped that drive with a 22-yard touchdown pass to Robert Tonyan. Detroit's next series ended when Goff threw an incompleton on fourth-and-1 from the Green Bay 25. Rodgers threw an 11-yard touchdown pass to Jones to extend the Packers' lead to 28-17. Green Bay's Krys Barnes recovered Goff's fumble at the Detroit 23 on the Lions' next snap. Jones scored on a 1-yard run and that was that.

GAME SUMMARIES



WEEK 3

Green Bay Packers 30, San Francisco 49ers 28
69,853 🍷 Levi's Stadium 🍷 Sep 26, 2021



Green Bay Packers 10
San Francisco 49ers 0

7 0 13 — 30
7 7 14 — 28

San Francisco 49ers Starters

OFFENSE		DEFENSE	
WR 11 B. Aiyuk	LDE 91 A. Armstead	LT 73 Y. Njman	DE 94 D. Lowry
WR 19 D. Samuel	LDT 99 J. Kittle	LG 76 J. Runyan	DE 96 K. Clark
LT 71 T. Williams	ROT 83 D. Jones	C 71 J. Myers	OLB 91 P. Smith
LG 75 L. Tomlinson	RDE 97 N. Bosa	RG 70 R. Newman	OLB 52 R. Gary
C 50 A. Mack	SAM 51 A. Al-Shair	RT 77 B. Turner	ILB 51 K. Barnes
RG 60 D. Brunsell	MIKE 54 F. Warner	TE 89 M. Lewis	ILB 59 D. Campbell
RT 69 M. McGlinchey	WILL 36 M. Harris	WR 83 M. Valdes-Scantling	CB 23 J. Alexander
TE 85 G. Kittle	LOB 26 J. Norman	QB 12 A. Rodgers	CB 21 E. Stokes
RB 28 T. Sermon	RCB 4 E. Moseley	RB 33 A. Jones	S 31 A. Anes
QB 10 J. Garoppolo	FS 1 J. Ward	TE 85 R. Tomjan	S 26 D. Savage
FB 44 K. Juszczyk	SS 3 J. Tartt		

Green Bay Packers Starters

OFFENSE		DEFENSE	
WR 17 D. Adams	DE 94 D. Lowry	LT 73 Y. Njman	DE 96 K. Clark
LT 76 J. Runyan	DE 96 K. Clark	C 71 J. Myers	OLB 91 P. Smith
C 71 J. Myers	OLB 91 P. Smith	RG 70 R. Newman	OLB 52 R. Gary
RG 70 R. Newman	OLB 52 R. Gary	RT 77 B. Turner	ILB 51 K. Barnes
RT 77 B. Turner	ILB 51 K. Barnes	TE 89 M. Lewis	ILB 59 D. Campbell
TE 89 M. Lewis	ILB 59 D. Campbell	WR 83 M. Valdes-Scantling	CB 23 J. Alexander
WR 83 M. Valdes-Scantling	CB 23 J. Alexander	QB 12 A. Rodgers	CB 21 E. Stokes
QB 12 A. Rodgers	CB 21 E. Stokes	RB 33 A. Jones	S 31 A. Anes
RB 33 A. Jones	S 31 A. Anes	TE 85 R. Tomjan	S 26 D. Savage
TE 85 R. Tomjan	S 26 D. Savage		

OFFICIALS: Referee: Bill Vinovich (52), Down Judge: Jerry Bergman (91), Side Judge: David Meslow (118), Back Judge: Perry Paganelli (46), Umpire: Terry Killers Jr. (77), Line Judge: Jeff Seeman (45), Side Judge: Don Willard (58)

SCORING DRIVES

TEAM	QTR	TIME	SCORING PLAY	GB	SF
Packers	1	10:06	M.Crosby 54 yd. Field Goal (8-39, 4:54)	3	0
Packers	1	03:19	D.Adams 1 yd. pass from Aa.Rodgers (M.Crosby kick) (7-80, 4:06)	10	0
Packers	2	01:02	A.Jones 3 yd. run (M.Crosby kick) (9-87, 3:46)	17	0
49ers	2	00:00	T.Lance 1 yd. run (R.Gould kick) (8-32, 1:02)	17	7
49ers	3	07:41	B.Aiyuk 8 yd. pass from J.Garoppolo (R.Gould kick) (13-83, 7:19)	17	14
Packers	4	13:27	M.Valdes-Scantling 12 yd. pass from Aa.Rodgers (M.Crosby kick) (10-86, 5:57)	24	14
49ers	4	07:48	T.Sermon 1 yd. run (R.Gould kick) (9-81, 5:39)	24	21
Packers	4	02:39	M.Crosby 38 yd. Field Goal (5-18, 2:19)	27	21
49ers	4	00:37	K.Juszczyk 12 yd. pass from J.Garoppolo (R.Gould kick) (8-75, 2:02)	27	28
Packers	4	00:00	M.Crosby 51 yd. Field Goal (6-42, 0:37)	30	28

GREEN BAY PACKERS

PASSING	ATT	CP	YDS	SK/YD	TD	LG	INT	RTG
Aaron Rodgers	33	23	261	1/8	2	47	0	113.3
TOTAL	33	23	261	1/8	2	47	0	113.3

RUSHING	ATT	YDS	AVG	LG	TD
Aaron Jones	19	82	4.3	12	1
AJ Dillon	6	18	3.0	6	0
TOTAL	25	100	4.0	12	1

RECEIVING	NO	YDS	AVG	LG	TD
Davante Adams	12	132	11.0	25	1
Marquez Valdes-Scantling	3	59	19.7	47	1
Aaron Jones	2	14	7.0	11	0
AJ Dillon	2	8	4.0	6	0
Allen Lazard	1	42	42.0	42	0
Robert Tonyan	1	6	6.0	6	0
Joshua Deguara	1	4	4.0	4	0
Aaron Rodgers	1	-4	-4.0	-4	0
TOTAL	23	261	11.3	47	2

TOP DEFENSE	TOT	SOLO	AST	SCK	YDS	INT
DeVondre Campbell	11	5	6	0.0	0	0
Darnell Savage	6	6	0	0.0	0	0
Adrian Amos	5	5	0	0.0	0	0

FIELD GOALS	FGM/FGA	PERCENT	RESULTS
Mason Crosby	3-3	100.0	54G, 38G, 51G
TOTAL	3-3	100.0	

SAN FRANCISCO 49ERS

PASSING	ATT	CP	YDS	SK/YD	TD	LG	INT	RTG
Jimmy Garoppolo	40	25	257	4/26	2	39	1	87.2
TOTAL	40	25	257	4/26	2	39	1	87.2

RUSHING	ATT	YDS	AVG	LG	TD
Trey Sermon	10	31	3.1	16	1
Kyle Juszczyk	5	14	2.8	5	0
George Kittle	1	9	9.0	9	0
Brandon Aiyuk	1	8	8.0	8	0
Jimmy Garoppolo	1	4	4.0	4	0
Trey Lance	1	1	1.0	1	1
Deebo Samuel	2	0	0.0	0	0
TOTAL	21	67	3.2	16	2

RECEIVING	NO	YDS	AVG	LG	TD
George Kittle	7	92	13.1	39	0
Deebo Samuel	5	52	10.4	19	0
Brandon Aiyuk	4	37	9.3	16	1
Kyle Juszczyk	4	37	9.3	12	1
Mohamed Sanu	3	36	12.0	16	0
Trey Sermon	2	3	1.5	3	0
TOTAL	25	257	10.3	39	2

TOP DEFENSE	TOT	SOLO	AST	SCK	YDS	INT
Azeez Al-Shair	10	5	5	0.0	0	0
Fred Warner	9	5	4	0.0	0	0
Emmanuel Moseley	6	5	1	0.0	0	0

FIELD GOALS	FGM/FGA	PERCENT	RESULTS
	No Field Goals		

TEAM STATISTICS PACKERS 49ERS

First Downs	21	26
3rd-Down Eff. (Made/Att/Pct)	5/11/45%	7/11/64%
4th-Down Eff. (Made/Att/Pct)	0/1/0%	0/0/0%
Total Net Yards	353	298
Total Plays	59	65
Yards Per Play	6.0	4.6
Rushes/Net Yards	25/100	21/67
Net Passing	253	231
Pass Attempts/Completions	33/23	40/25
Had Intercepted	0	1
Sacked/Yards Lost	1/8	4/26
Punts/Average	3/54.7	4/53.3
Penalties/Yards	7/87	4/86
Fumbles/Lost	1/0	2/1
Possession Time	30:08	29:52

SANTA CLARA, Calif. (AP) — With only seconds to play and no timeouts, Aaron Rodgers had no doubt where he'd look to drive the Green Bay Packers to a game-winning kick. Rodgers completed two deep passes to Davante Adams on a last-minute drive, setting up Mason Crosby's 51-yard field goal on the final play of the game that gave the Packers a 30-28 victory over the San Francisco 49ers on Sunday night. Rodgers did it twice on passes of 25 and 17 yards to Adams after the Packers took over at their 25 with 37 seconds left and no timeouts following Jimmy Garoppolo's 12-yard TD pass to Kyle Juszczyk. Adams came back after taking a hard hit from Jimmie Ward that looked like it could knock him out of the game and finished with 12 catches for 132 yards. All that was left was for Crosby to make the kick and the Packers (2-1) to celebrate a win that came after they blew a 17-point lead. The comeback spoiled the first game for the 49ers (2-1) with fans since beating Green Bay in the 2019 NFC title game. San Francisco had rallied from 17 points down to take the lead before getting crushed by Rodgers. Rodgers threw for 261 yards and two touchdowns to lead the Packers to back-to-back wins after a season-opening 38-3 loss to New Orleans. Rodgers had six TD passes and no interceptions in wins over San Francisco (2-1) and Detroit.

GAME SUMMARIES



WEEK 4

Green Bay Packers 27, Pittsburgh Steelers 17
78,281 @ Lambeau Field Oct 3, 2011

Pittsburgh Steelers	7	3	0	7	—	17
Green Bay Packers	0	17	10	0	—	27

Pittsburgh Steelers Starters

OFFENSE		DEFENSE	
WR 19	J. Smith-Schuster	DT 67	C. Hayward
LT 65	D. Moore Jr.	NT 96	I. Buags
LG 69	K. Dotson	DL 95	C. Wormley
C 53	K. Green	LOLB 90	T. Watt
RG 51	T. Turner	LLB 55	D. Bush
RT 71	J. Haeg	RLB 93	J. Schobert
TE 88	P. Fraiermuth	ROLB 56	A. Highsmith
RB 22	N. Harris	LCB 23	J. Haden
QB 7	B. Roethlisberger	FS 39	M. Fitzpatrick
WR 18	D. Johnson	SS 34	T. Edmunds
TE 85	E. Ebron	RCB 20	C. Sutton

Green Bay Packers Starters

OFFENSE		DEFENSE	
WR 17	D. Adams	DE 94	D. Lowry
LT 73	J. Niman	NT 97	K. Clark
LG 76	J. Ruyman	DE 96	K. Keke
C 71	J. Myers	OLB 91	P. Smith
RG 70	R. Newman	OLB 52	R. Gary
RT 77	B. Turner	ILB 99	D. Campbell
TE 89	M. Lewis	CB 23	J. Alexander
WR 13	A. Lazard	CB 21	E. Stokes
QB 12	A. Rodgers	S 31	A. Amos
RB 33	A. Jones	S 26	D. Savage
TE 85	R. Tonyan	CB 39	C. Sullivan

OFFICIALS: Referee: Scott Novak (1), Umpire: Ramon George (128), Down Judge: Derrick Bowers (74), Line Judge: Walt Coleman IV (65), Field Judge: Mike Weatherford (116), Side Judge: David Meslow (118), Back Judge: Terrence Miles (111), Replay Official: Matt Sornstine, Replay Assistant: Lawrence Hill Jr.

SCORING DRIVES

TEAM	QTR	TIME	SCORING PLAY	PIT	GB
Steelers	1	10:04	D.Johnson 45 yd. pass from B. Roethlisberger (C.Boswell kick) (8-75, 4:56)	7	0
Packers	2	13:22	Aa.Rodgers 4 yd. run (M.Crosby kick) (13-64, 4:51)	7	7
Packers	2	10:55	R.Cobb 23 yd. pass from Aa.Rodgers (M.Crosby kick) (4-23, 1:33)		
Steelers	2	05:41	C.Boswell 52 yd. Field Goal (10-41, 5:14)	10	14
Packers	2	00:05	M.Crosby 26 yd. Field Goal (13-76, 5:36)	10	17
Packers	3	09:31	M.Crosby 29 yd. Field Goal (12-64, 5:29)	10	20
Packers	3	04:46	R.Cobb 1 yd. pass from Aa.Rodgers (M.Crosby kick) (4-40, 2:15)	10	27
Steelers	4	04:04	N.Harris 1 yd. run (C.Boswell kick) (8-65, 2:53)	17	27

PITTSBURGH STEELERS

PASSING	ATT	CP	YDS	SK/YD	TD	LG	INT	RTG
Ben Roethlisberger	40	26	232	2/12	1	45t	1	78.3
TOTAL	40	26	232	2/12	1	45t	1	78.3

RUSHING	ATT	YDS	AVG	LG	TD
Najee Harris	15	62	4.1	11	1
Benny Snell Jr.	1	0	0.0	0	0
TOTAL	16	62	3.9	11	1

RECEIVING	NO	YDS	AVG	LG	TD
Diontae Johnson	9	92	10.2	45t	1
Najee Harris	6	29	4.8	9	0
James Washington	4	69	17.3	30	0
Juju Smith-Schuster	2	11	5.5	9	0
Eric Ebron	2	8	4.0	4	0
Pat Fraiermuth	1	11	11.0	11	0
Zach Gentry	1	10	10.0	10	0
Ray-Ray McCloud	1	2	2.0	2	0
TOTAL	26	232	8.9	45t	1

TOP DEFENSE	TOT	SOLO	AST	SCK	YDS	INT
Cameron Hayward	8	5	3	0.0	0.0	0
Joe Schobert	8	5	3	0.0	0.0	0
Minkah Fitzpatrick	8	6	2	0.0	0.0	0

FIELD GOALS	FGM/FGA	PERCENT	RESULTS
Chris Boswell	1-1	100.0	52G
TOTAL	1-1	100.0	

GREEN BAY PACKERS

PASSING	ATT	CP	YDS	SK/YD	TD	LG	INT	RTG
Aaron Rodgers	36	20	248	3/12	2	28	0	95.6
TOTAL	36	20	248	3/12	2	28	0	95.6

RUSHING	ATT	YDS	AVG	LG	TD
AJ Dillon	15	48	5.4	25	0
Aaron Jones	15	48	3.2	15	0
Aaron Rodgers	3	2	0.7	4t	1
TOTAL	33	131	4.0	25	1

RECEIVING	NO	YDS	AVG	LG	TD
Davante Adams	6	64	10.7	21	0
Randall Cobb	5	69	13.8	25	2
Aaron Jones	3	51	17.0	26	0
Allen Lazard	2	33	16.5	28	0
Robert Tonyan	2	8	4.0	6	0
AJ Dillon	1	16	16.0	16	0
Mercedes Lewis	1	7	7.0	7	0
TOTAL	20	248	12.4	28	2

TOP DEFENSE	TOT	SOLO	AST	SCK	YDS	INT
De'Vondre Campbell	9	5	4	0.0	0.0	0
Eric Stokes	8	8	0	0.0	0.0	1
Oren Burks	6	3	3	0.0	0.0	0

FIELD GOALS	FGM/FGA	PERCENT	RESULTS
Mason Crosby	2-2	100.0	26G, 29G
TOTAL	2-2	100.0	

TEAM STATISTICS STEELERS PACKERS

GREEN BAY, Wis. (AP) — Randall Cobb demonstrated why Aaron Rodgers wanted the veteran receiver back in Green Bay. Rodgers connected with Cobb for two touchdowns and ran for another score as the Packers won their third straight, 27-17 over the Pittsburgh Steelers on Sunday. Cobb caught a 23-yard touchdown pass in the second quarter to put the Packers (3-1) ahead for good and scored again on a 1-yard reception that made it 27-10 in the third period. That short throw was the 420th TD pass of Rodgers' career, tying Dan Marino for sixth all-time. Through the first three games, Cobb had four catches for 58 yards. He caught five passes for 69 yards Sunday. Rodgers and Cobb connected on two third-down completions that set up Green Bay's touchdown. Cobb's go-ahead score also came on third down. Rodgers went 20 of 36 for 248 yards and scored the Packers' first points on a 4-yard rush in his first home start against the Steelers, the only team he hadn't faced at Lambeau Field. After falling behind 7-0, Green Bay scored 27 of the next 30 points to seize control. It was the first time Rodgers and Ben Roethlisberger had faced off as starting quarterbacks since Green Bay edged Pittsburgh 31-25 in the Super Bowl on Feb. 6, 2011.

First Downs	17	23
3rd-Down Eff. (Made/Att/Pct)	4/11/36%	9/15/60%
4th-Down Eff. (Made/Att/Pct)	0/2/0%	0/1/0%
Total Net Yards	282	367
Total Plays	58	72
Yards Per Play	4.9	5.1
Rushes/Net Yards	16/62	33/131
Net Passing	220	236
Pass Attempts/Completions	40/26	36/20
Had Intercepted	1	0
Sacked/Yards Lost	2/12	3/12
Punts/Average	3/34.0	3/46.0
Penalties/Yards	5/34	3/25
Fumbles/Lost	1/1	1/1
Possession Time	25:19	34:41

GAME SUMMARIES



WEEK 5 Green Bay Packers 25, Cincinnati Bengals 22 (OT) 64,195 Paul Brown Stadium Oct 10, 2021

Green Bay Packers	0	16	3	3	3	25
Cincinnati Bengals	7	7	0	8	0	22

Cincinnati Bengals Starters

DEFENSE	DEFENSE
WR 1 J. Chase	LDE 94 S. Hubbard
WR 83 T. Boyd	DT 65 L. Ogunjobi
WR 85 T. Higgins	DT 68 J. Tupou
LT 73 J. Williams	NT 98 D. Reader
LG 67 Q. Span	RDE 91 T. Hendrickson
C 66 T. Hopkins	LB 57 G. Pratt
RG 79 J. Carman	LB 55 L. Wilson
RT 71 R. Reiff	CB 22 C. Awuzie
TE 87 C. Uzomah	CB 26 T. Waynes
QB 9 J. Burrow	S 30 J. Bates III
HB 28 J. Mixon	S 24 V. Bell

Green Bay Packers Starters

DEFENSE	DEFENSE
WR 17 D. Adams	DE 94 D. Lowry
LT 73 V. Niman	NT 97 K. Clark
LG 76 J. Runyan	OLB 91 P. Smith
C 62 L. Patrick	OLB 52 R. Gary
RG 70 R. Newman	ILB 42 O. Burks
RT 77 R. Tanner	ILB 59 D. Campbell
TE 89 M. Lewis	CB 21 E. Stokes
WR 13 A. Lazard	CB 20 K. King
QB 12 A. Rodgers	S 31 A. Amos
RB 23 A. Jones	S 26 D. Savage
TE 85 R. Tonjan	CB 39 C. Sullivan

OFFICIALS: Referee: Bill Vinovich (52), Umpire: Tony Michalek (115), Down Judge: Patrick Holt (106), Line Judge: Mark Perlman (9), Field Judge: Joe Blubaugh (57), Side Judge: Jimmy Buchanan (86), Back Judge: Jimmy Russell (82), Replay Official: Mark Bortnerworth

SCORING DRIVES

TEAM	QTR	TIME	SCORING PLAY	GB	CIN
Bengals	1	01:15	S. Perine 4 yd. pass from J. Burrow (E. McPherson kick) (10-51, 4:58)	0	7
Packers	2	11:49	A. Dillon 12 yd. pass from Aa. Rodgers (kick failed, hlu) (7-75, 4:26)	6	7
Packers	2	07:24	M. Crosby 44 yd. Field Goal (6-36, 2:20)	9	7
Packers	2	01:07	D. Adams 5 yd. run from Aa. Rodgers (M. Crosby kick) (9-51, 4:46)	16	7
Bengals	2	00:36	J. Chase 70 yd. pass from J. Burrow (E. McPherson kick) (2-75, 0:31)	16	14
Packers	3	05:45	M. Crosby 44 yd. Field Goal (12-56, 7:38)	19	14
Packers	4	11:20	M. Crosby 22 yd. Field Goal (7-81, 3:48)	22	14
Bengals	4	03:27	J. Mixon 8 yd. run (J. Burrow-T. Higgins pass) (13-75, 7:53)	22	22
Packers	OT	01:55	M. Crosby 49 yd. Field Goal (6-29, 2:19)	25	22

GREEN BAY PACKERS

PASSING	ATT	CP	YDS	SK/YD	TD	LG	INT	RTG
Aaron Rodgers	39	27	344	2/11	2	59	1	102.9
TOTAL	39	27	344	2/11	2	59	1	102.9

RUSHING	ATT	YDS	AVG	LG	TD
Aaron Jones	14	103	7.4	57	0
AJ Dillon	8	30	3.8	17	0
TOTAL	22	133	6.0	57	0

RECEIVING	NO	YDS	AVG	LG	TD
Davante Adams	11	206	18.7	59	1
AJ Dillon	4	49	12.3	24	1
Aaron Jones	4	6	1.5	5	0
Marcedes Lewis	2	34	17.0	20	0
Randall Cobb	2	30	15.0	15	0
Allen Lazard	2	6	3.0	7	0
Robert Tonjan	1	8	8.0	8	0
Kylin Hill	1	5	5.0	5	0
TOTAL	27	344	12.7	59	2

TOP DEFENSE	TOT	SOLO	AST	SCK	YDS	INT
Adrian Amos	9	6	3	0.0	0	1
DeVondre Campbell	9	5	4	0.0	0	1
Darnell Savage	6	5	1	0.0	0	0

FIELD GOALS	FGM/FGA	PERCENT	RESULTS
Mason Crosby	4-7	57.1	44G, 44G, 22G, 36WL, 51WL, 40WL, 49G
TOTAL	4-7	57.1	

CINCINNATI BENGALS

PASSING	ATT	CP	YDS	SK/YD	TD	LG	INT	RTG
Joe Burrow	38	26	281	3/17	2	70t	2	85.5
TOTAL	38	26	281	3/17	2	70t	2	85.5

RUSHING	ATT	YDS	AVG	LG	TD
Samaje Perine	11	59	5.4	11	0
Joe Mixon	10	33	3.3	10	1
Joe Burrow	3	11	3.7	9	0
TOTAL	24	103	4.3	11	1

RECEIVING	NO	YDS	AVG	LG	TD
Ja Marr Chase	6	159	26.5	70t	1
Tee Higgins	5	32	6.4	10	0
Samaje Perine	4	24	6.0	10	1
Tyler Boyd	4	24	6.0	9	0
C.J. Uzomah	2	16	8.0	9	0
Chris Evans	2	15	7.5	8	0
Drew Sample	2	9	4.5	6	0
Joe Mixon	1	2	2.0	2	0
TOTAL	26	281	10.8	70t	2

TOP DEFENSE	TOT	SOLO	AST	SCK	YDS	INT
Jessie Bates III	9	8	1	0.0	0	0
Vonn Bell	9	8	1	0.0	0	0
Chidobe Awuzie	6	5	1	0.0	0	1

FIELD GOALS	FGM/FGA	PERCENT	RESULTS
Evan McPherson	0-2	0.0	57RU, 49WL
TOTAL	0-2	0.0	

TEAM STATISTICS PACKERS BENGALS

First Downs	21	18
3rd-Down Eff. (Made/Att/Pct)	4/11/36%	5/14/36%
4th-Down Eff. (Made/Att/Pct)	0/0/0%	2/2/100%
Total Net Yards	466	367
Total Plays	63	65
Yards Per Play	7.4	5.6
Rushes/Net Yards	22/133	24/103
Net Passing	333	264
Pass Attempts/Completions	39/27	33/26
Had Intercepted	1	2
Sacked/Yards Lost	2/11	3/17
Punts/Average	2/33.5	5/38.8
Penalties/Yards	2/10	2/21
Fumbles/Lost	0/0	0/0
Possession Time	33:59	34:06

CINCINNATI (AP) — Green Bay Packers kicker Mason Crosby fell into a nightmarish Sunday as the afternoon grew late and a stiff wind kept the flag blowing right to left in Paul Brown Stadium. The historically reliable kicker missed three straight potential winning field-goal attempts before hitting a 49-yarder in overtime to lift Green Bay (4-1) to a wild 25-22 win over the Bengals. Crosby had a chance to hit a potentially decisive kick with 2:12 left, and again with 3 seconds remaining in regulation. Both went wide left. He got another chance to win it in overtime, but again he missed left. Cincinnati had tied the score late in the fourth period. Joe Mixon bounced right for an 8-yard touchdown run, and Joe Burrow hit Tee Higgins in the back of the end zone for the 2-point conversion with 3:27 left. Crosby was set up for a 36-yard shot with 2:12 left. After that miss, the Bengals drove to the Packers 47, but McPherson's attempt bounced off the right upright with 26 seconds left. Then it was Crosby's turn to miss again, a 51-yard attempt. Aaron Rodgers threw two touchdown passes to move into fifth place on the all-time list. Davante Adams had 11 catches for a career-high 206 yards. Rodgers threw a 12-yard TD pass to AJ Dillon in the first quarter to tie for fifth place all-time with Philip Rivers. His 5-yard scoring toss to Adams in the second quarter put him ahead of Rivers. He finished 27 for 39 for 344 yards and an interception as the Packers won their fourth straight since losing the opener to New Orleans.

GAME SUMMARIES



24



14

WEEK 6

Green Bay Packers 24, Chicago Bears 14
62,332 Soldier Field Oct 17, 2021

Green Bay Packers	0	10	7	7	—	24
Chicago Bears	7	0	0	7	—	14

Chicago Bears Starters

OFFENSE		DEFENSE	
WR 11	D. Mooney	DE 98	B. Nichols
WR 12	A. Robinson II	NT 90	A. Blackson
LT 71	J. Peters	OT 96	A. Hicks
LG 65	C. Whitehair	OLB 52	K. Mack
C 67	S. Mustipher	ILB 44	A. Ogletree
RG 68	J. Daniels	ILB 58	R. Smith
RT 70	E. Wilkenson	OLB 94	R. Quinn
TE 85	C. Kmet	CB 22	K. Vildor
TE 18	J. James	S 4	E. Jackson
QB 1	J. Fields	S 38	T. Gipson Sr.
RB 24	K. Herbert	CB 33	J. Johnson

Green Bay Packers Starters

OFFENSE		DEFENSE	
WR 17	D. Adams	DE 94	D. Lowry
LT 74	E. Jenkins	NT 97	K. Clark
LG 76	J. Runyan	DE 96	K. Kuke
C 71	J. Myers	OLB 91	P. Smith
RG 70	R. Newman	OLB 52	R. Gary
RT 77	B. Tanner	ILB 91	K. Barnes
TE 89	M. Lewis	ILB 59	D. Campbell
WR 13	A. Lazard	CB 21	E. Stokes
QB 12	A. Rodgers	CB 24	I. Yastrom
RB 33	A. Jones	S 31	A. Amos
TE 85	R. Tonyan	S 26	D. Savage

OFFICIALS: Referee: Bradley Rogers (126), Umpire: Carl Paganelli (124), Down Judge: Kent Payne (79), Line Judge: Thomas Eaton (87), Field Judge: Aaron Sant (50), Field Judge: Dominique Pender (114), Back Judge: Greg Steed (12), Replay Official: Kevin Brown, Replay Official: Bob Hubbard

SCORING DRIVES

TEAM	QTR	TIME	SCORING PLAY	GB	CHI
Bears	1	06:45	K. Herbert 1 yd. run (C. Santos kick) (8-80, 4:24)	0	7
Packers	2	09:59	A. Lazard 1 yd. pass from Aa. Rodgers (M. Crosby kick) (12-80, 6:14)	7	7
Packers	2	04:09	M. Crosby 39 yd. Field Goal (7-38, 3:54)	10	7
Packers	3	06:00	A. Jones 12 yd. pass from Aa. Rodgers (M. Crosby kick) (10-90, 6:54)	17	7
Bears	4	08:44	D. Mooney 5 yd. pass from J. Fields (C. Santos kick) (10-80, 6:16)	17	14
Packers	4	04:30	Aa. Rodgers 6 yd. run (M. Crosby kick) (7-75, 4:14)	24	14

GREEN BAY PACKERS

PASSING	ATT	CP	YDS	SK/YD	TD	LG	INT	RTG
Aaron Rodgers	23	17	195	3/26	2	41	0	128.0
TOTAL	23	17	195	3/26	2	41	0	128.0

RUSHING	ATT	YDS	AVG	LG	TD
Aaron Jones	13	76	5.8	28	0
AJ Dillon	11	59	5.4	36	0
Aaron Rodgers	7	19	2.7	16	1
TOTAL	31	154	5.0	36	1

RECEIVING	NO	YDS	AVG	LG	TD
Davante Adams	4	89	22.3	41	0
Aaron Jones	4	34	8.5	12t	1
Allen Lazard	3	27	9.0	13	1
Mercedes Lewis	2	17	8.5	9	0
Robert Tonyan	2	10	5.0	6	0
Amari Rodgers	1	14	14.0	14	0
Josiah Deguara	1	4	4.0	4	0
TOTAL	17	195	11.5	41	2

TOP DEFENSE	TOT	SOLO	AST	SCK	YDS	INT
De Vondre Campbell	6	4	2	0.0	0.0	0
Dean Lowry	5	4	1	1.0	10.0	0
Rasul Douglas	5	5	0	0.0	0.0	0

FIELD GOALS	FGM/FGA	PERCENT	RESULTS
Mason Crosby	1-1	100.0	39G
TOTAL	1-1	100.0	

CHICAGO BEARS

PASSING	ATT	CP	YDS	SK/YD	TD	LG	INT	RTG
Justin Fields	27	16	174	4/37	1	21	1	75.2
TOTAL	27	16	174	4/37	1	21	1	75.2

RUSHING	ATT	YDS	AVG	LG	TD
Khalil Herbert	19	97	5.1	25	1
Justin Fields	6	43	7.2	16	0
Cole Kmet	1	0	0.0	0	0
TOTAL	26	140	5.4	25	1

RECEIVING	NO	YDS	AVG	LG	TD
Darnell Mooney	5	45	9.0	15	1
Allen Robinson II	4	53	13.3	20	0
Cole Kmet	4	49	12.3	21	0
Khalil Herbert	2	15	7.5	8	0
Marquise Goodwin	1	12	12.0	12	0
TOTAL	16	174	10.9	21	1

TOP DEFENSE	TOT	SOLO	AST	SCK	YDS	INT
Roquan Smith	12	6	6	0.0	0.0	0
Eddie Jackson	8	6	2	0.0	0.0	0
Tashaun Gipson Sr.	5	4	1	0.0	0.0	0

FIELD GOALS	FGM/FGA	PERCENT	RESULTS
	No Field Goals		

The Packers (5-1) beat the Bears (3-3) for the 20th time in 23 games counting the playoffs and improved to 22-5 with Rodgers as the starter against Chicago. They also prevented their rivals from tying them as the NFC North lead. Rodgers shook off a sluggish start, throwing a 1-yard touchdown to Allen Lazard in the second quarter and a 12-yarder to Aaron Jones in the third, making it 17-7. Rodgers put away the Bears after Justin Fields threw a 5-yard touchdown to Darnell Mooney, cutting the lead to three with 8:44 left. He scrambled in from the 6 to cap a 75-yard drive, bumping the lead back up to 10. Rodgers finished 17 of 23 for 195 yards and a 128-passer rating. Davante Adams caught four passes for 89 yards, including a 41-yarder that helped set up Rodgers' TD scramble. Jones ran for 76 yards and caught four passes for 34, helping the Packers remain unbeaten since a season-opening 38-3 loss to New Orleans in Jacksonville. Mason Crosby made his lone field goal and all three extra points coming off a shaky outing. A week earlier against Cincinnati, he missed three field goals and an extra point before booting the winning 49-yarder in overtime. Fields led the Bears on an 80-yard touchdown drive on their first possession, only to cool off after that. The No. 11 overall draft pick was 16 for 27 for 174 yards with a touchdown and an interception.

TEAM STATISTICS PACKERS BEARS

First Downs	22	21
3rd-Down Eff. (Made/Att/Pct)	2/8/25%	4/11/36%
4th-Down Eff. (Made/Att/Pct)	1/1/100%	1/2/50%
Total Net Yards	323	277
Total Plays	57	57
Yards Per Play	5.7	4.9
Rushes/Net Yards	31/154	26/140
Net Passing	169	137
Pass Attempts/Completions	23/17	27/16
Had Intercepted	0	1
Sacked/Yards Lost	3/26	4/37
Punts/Average	3/56.0	4/40.3
Penalties/Yards	3/51	7/54
Fumbles/Lost	0/0	1/0
Possession Time	32:17	27:43

GAME SUMMARIES



10

WEEK 7

Green Bay Packers 24, Washington Football Team 10
78,219 @ Lambeau Field Oct 24, 2021



24

Washington Football Team
Green Bay Packers

7 0 0 3 - 10
7 7 7 3 - 24

Washington Football Team Starters

OFFENSE		DEFENSE	
WR 2	D. Brown	DE 99	C. Young
WR 13	A. Humphries	DT 94	D. Payne
WR 17	T. McLaurin	DT 93	J. Allen
LT 72	C. Leno	DE 90	M. Sweat
LG 79	E. Flowers Sr.	OLB 55	C. Holcomb
C 73	C. Roubier	MLB 52	J. Davis
RG 71	W. Schweitzer	CB 29	K. Fuller
RT 78	C. Lucas	CB 20	B. McCain
TE 83	R. Seals-Jones	DB 25	B. St-Juste
QB 4	T. Heinicke	SS 26	L. Collins
RB 24	A. Gibson	FS 81	K. Curt

Green Bay Packers Starters

OFFENSE		DEFENSE	
WR 17	D. Adams	DE 94	D. Lowry
LT 74	E. Jenkins	NT 97	K. Clark
LG 76	J. Ryanan	DE 96	K. Kake
C 62	L. Patrick	OLB 52	R. Gary
RG 70	R. Newman	ILB 42	O. Burks
RT 77	R. Tanner	ILB 59	D. Campbell
TE 89	M. Lewis	CB 21	E. Stokes
WR 13	A. Lazard	CB 29	R. Douglas
QB 12	A. Rodgers	S 31	A. Amos
RB 33	A. Jones	S 26	D. Savage
TE 85	R. Tonyan	CB 39	C. Sullivan

OFFICIALS: **Replay Assistant:** Robert Lu. **Referee:** Ronald Torbert (82). **Umpire:** Mark Pells (131). **Down Judge:** Kevin Coody (16). **Line Judge:** Mark Steinkerchner (84). **Field Judge:** Ryan Dickson (25). **Field Judge:** Gary Cavalletto (66). **Back Judge:** Tony Josselyn (67). **Replay Official:** Salven Choudhry. **Replay Assistant:** Modica Kalog

SCORING DRIVES

TEAM	QTR	TIME	SCORING PLAY	WAS	GB
Packers	1	07:11	D Adams 17 yd. pass from Aa Rodgers (M.Crosby kick) (13-75, 7:49)	0	7
Washington	1	02:26	T.McLaurin 40 yd. pass from T.Heinicke (C.Blewitt kick) (8-83, 4:45)	7	7
Packers	2	00:15	A.Lazard 10 yd. pass from Aa Rodgers (M.Crosby kick) (9-72, 2:43)	7	14
Packers	3	12:30	R.Tonyan 20 yd. pass from Aa Rodgers (M.Crosby kick) (3-27, 1:37)	7	21
Packers	4	11:22	M.Crosby 39 yd. Field Goal (9-75, 4:43)	7	24
Washington	4	02:25	C.Blewitt 45 yd. Field Goal (6-11, 3:14)	10	24

WASHINGTON FOOTBALL TEAM

PASSING	ATT	CP	YDS	SK/YD	TD	LG	INT	RTG
Taylor Heinicke	37	25	268	4/33	1	40t	1	86.3
TOTAL	37	25	268	4/33	1	40t	1	86.3

RUSHING	ATT	YDS	AVG	LG	TD
Taylor Heinicke	10	95	9.5	38	0
Antonio Gibson	14	51	3.6	6	0
DeAndre Carter	1	27	27.0	27	0
J.D. McKissic	4	22	5.5	8	0
TOTAL	29	195	6.7	38	0

RECEIVING	NO	YDS	AVG	LG	TD
Terry McLaurin	7	122	17.4	40t	1
Ricky Seals-Jones	6	51	8.5	14	0
J.D. McKissic	4	34	8.5	15	0
Adam Humphries	3	36	12.0	17	0
Dax Milne	2	16	8.0	13	0
Antonio Gibson	2	5	2.5	5	0
DeAndre Carter	1	4	4.0	4	0
TOTAL	25	268	10.7	40t	1

TOP DEFENSE	TOT	SOLO	AST	SCK	YDS	INT
Landon Collins	7	7	0	0.0	0.0	0
Cole Holcomb	6	4	2	0.0	0.0	0
Kamren Curl	6	5	1	0.0	0.0	0

FIELD GOALS	FGM/FGA	PERCENT	RESULTS
Chris Blewitt	1-2	50.0	42B, 45G
TOTAL	1-2	50.0	

GREEN BAY PACKERS

PASSING	ATT	CP	YDS	SK/YD	TD	LG	INT	RTG
Aaron Rodgers	35	27	274	3/27	3	26	0	127.6
TOTAL	35	27	274	3/27	3	26	0	127.6

RUSHING	ATT	YDS	AVG	LG	TD
Aaron Jones	6	19	3.2	9	0
Aaron Rodgers	2	17	8.5	15	0
Equanimeous St. Brown	1	13	13.0	13	0
AJ Dillon	3	6	2.0	3	0
Kylin Hill	3	2	0.7	3	0
TOTAL	15	57	3.8	15	0

RECEIVING	NO	YDS	AVG	LG	TD
Davante Adams	6	76	12.7	26	1
Allen Lazard	5	60	12.0	19	1
Aaron Jones	5	20	4.0	10	0
Robert Tonyan	4	63	15.8	25	1
Marcedes Lewis	3	31	10.3	17	0
Randall Cobb	3	22	7.3	15	0
AJ Dillon	1	2	2.0	2	0
TOTAL	27	274	10.1	26	3

TOP DEFENSE	TOT	SOLO	AST	SCK	YDS	INT
DeVondre Campbell	13	10	3	0.0	0.0	0
Rashan Gary	7	3	4	2.0	11.0	0
Adrian Amos	6	6	0	0.0	0.0	0

FIELD GOALS	FGM/FGA	PERCENT	RESULTS
Mason Crosby	1-2	50.0	34B, 39G
TOTAL	1-2	50.0	

TEAM STATISTICS WASHINGTON PACKERS

First Downs	25	19
3rd-Down Eff. (Made/Att/Pct)	4/11/36%	6/12/50%
4th-Down Eff. (Made/Att/Pct)	1/4/25%	1/1/100%
Total Net Yards	430	304
Total Plays	70	53
Yards Per Play	6.1	5.7
Rushes/Net Yards	29/195	15/57
Net Passing	235	247
Pass Attempts/Completions	37/25	35/27
Had Intercepted	1	0
Sacked/Yards Lost	4/33	3/27
Punts/Average	0/0.0	3/46.3
Penalties/Yards	4/50	4/36
Fumbles/Lost	4/1	2/1
Possession Time	32:54	27:06

Packers QB Aaron Rodgers threw touchdown passes to three receivers and the defense stood tall in the red zone to help the Packers beat Washington 24-10 on Sunday for their sixth consecutive victory. Washington (2-5) lost its third straight despite outgaining Green Bay 430-304 and never punting all day. Washington had five scoreless trips inside Green Bay's 30-yard line, including back-to-back series that ended inside the 5. Before Sunday, Packers opponents had scored touchdowns every time they reached the red zone. Rodgers withstood back trouble and went 27 of 35 for 274 yards with touchdown passes to Davante Adams, Allen Lazard and Robert Tonyan. Washington's Taylor Heinicke was 25 of 36 for 268 yards with one touchdown and one interception. He also ran for a game-high 95 yards on 10 carries. After both teams scored touchdowns on their opening drives, the game remained tied at 7 until Green Bay took the lead for good with 15 seconds left in the first half on Lazard's 10-yard reception. Green Bay extended the lead early in the third quarter when a turnover set up Rodgers' 20-yard touchdown pass to Tonyan. The touchdown came three plays after Gary sacked Heinicke and forced a fumble that Dean Lowry recovered at Washington's 27. Washington then wasted numerous chances to get back into the game. zone. On a fourth-and-goal sneak attempt from half a yard away, Heinicke fumbled and couldn't cross the goal line after he regained possession. Washington's next drive ended when Heinicke couldn't connect with Ricky Seals-Jones on fourth-and-2 from the 3. Heinicke later got the offense to Green Bay's 12 before Chandon Sullivan intercepted a pass on third-and-8 in the end zone.

National Football League Game Summary

NFL Copyright © 2021 by The National Football League. All rights reserved. This summary and play-by-play is for the express purpose of assisting media in their coverage of the game; any other use of this material is prohibited without the written permission of the National Football League.

Date: Sunday, 10/24/2021

Washington Football Team at Green Bay Packers

Start Time: 12:02 PM CDT

at Lambeau Field, Green Bay, WI

Game Day Weather

Game Weather: Sunny

Temp: 50° F (10.0° C) Humidity: 56%, Wind: NE 8 mph

Played Open Stadium on Turf: SISGrass

Wind Chill: 47

Officials

Referee: Torbert, Ronald (62)
Line Judge: Steinkerchner, Mark (84)
Back Judge: Josselyn, Tony (67)

Umpire: Pellis, Mark (131)
Field Judge: Dickson, Ryan (25)
Replay Official: Choudhry, Saleem (0)

Down Judge: Codey, Kevin (16)
Side Judge: Cavaletto, Gary (60)

Lineups

Washington Football Team

Offense		Defense	
WR 17	T.McLaurin	DE 99	C.Young
WR 13	A.Humphries	DT 94	D.Payne
LT 72	C.Leno	DT 93	Jon.Allen
LG 79	E.Flowers	DE 90	M.Sweat
C 73	C.Roullier	OLB 55	C.Holcomb
RG 71	W.Schweitzer	MLB 52	J.Davis
RT 78	C.Lucas	CB 20	B.McCain
TE 83	R.Seals-Jones	CB 29	K.Fuller
WR 2	D.Brown	DB 25	B.St-Juste
QB 4	T.Heinicke	SS 26	L.Collins
RB 24	A.Gibson	FS 31	K.Curl

Green Bay Packers

Offense		Defense	
WR 17	D.Adams	DE 94	D.Lowry
LT 74	E.Jenkins	NT 97	K.Clark
LG 76	J.Runyan	DE 96	K.Keke
C 62	L.Patrick	OLB 52	R.Gary
RG 70	R.Newman	ILB 59	D.Campbell
RT 77	B.Turner	ILB 42	O.Burks
TE 89	M.Lewis	CB 39	C.Sullivan
TE 85	R.Tonyan	CB 21	E.Stokes
WR 13	A.Lazard	CB 29	R.Douglas
QB 12	Aa.Rodgers	S 31	A.Amos
RB 33	A.Jones	S 26	D.Savage

Substitutions

WR 1 D.Carter, P 5 T.Way, K 12 C.Blewitt, WR 15 D.Milne, WR 18 A.Gandy-Golden, S 22 D.Everett, S 30 T.Apke, RB 32 J.Patterson, CB 36 D.Johnson, CB 37 C.Elder, RB 41 J.McKissic, LB 47 K.Hudson, LB 51 D.Mayo, LS 54 C.Cheeseman, DE 57 B.Rotimj, LB 59 J.Kunaszyk, C 69 T.Larsen, T 77 S.Charles, TE 80 S.Reyes, TE 87 J.Bates, DE 95 C.Toohill, DE 96 J.Smith-Williams, DT 97 T.Settle, DT 98 M.Ioannidis

Substitutions

K 2 M.Crosby, P 7 C.Bojorquez, WR 8 Am.Rodgers, LB 9 J.Smith, WR 18 R.Cobb, WR 19 E.St. Brown, CB 22 S.Jean-Charles, CB 24 I.Yiadom, RB 28 A.Dillon, RB 32 K.Hill, S 41 H.Black, LS 43 H.Bradley, LB 44 T.Summers, LB 50 W.Mercilus, LB 51 K.Barnes, LB 53 J.Garvin, LB 54 L.Hamilton, LB 58 J.McDuffie, G 64 B.Braden, T 73 Y.Nijman, TE 81 J.Deguara, TE 84 T.Davis, DL 93 T.Slaton, DL 95 T.Lancaster

Did Not Play

QB 8 K.Allen, C 60 K.Ismael

Did Not Play

QB 10 J.Love, C 67 J.Hanson

Not Active

WR 10 C.Samuel, WR 11 C.Sims, CB 23 W.Jackson, DE 58 S.Toney, G 75 B.Scherff, OL 76 S.Cosmi, TE 88 J.Sternberger

Not Active

CB 20 K.King, S 36 V.Scott, T 79 D.Kelly, DL 90 J.Heflin, LB 91 P.Smith

Field Goals (made () & missed)

C.Blewitt		42B (45)	M.Crosby			34B (39)		
			1	2	3	4	OT	Total
VISITOR:	Washington Football Team		7	0	0	3	0	10
HOME:	Green Bay Packers		7	7	7	3	0	24

Scoring Plays

Team	Qtr	Time	Play Description (Extra Point) (Drive Info)	Visitor	Home
Packers	1	7:11	D.Adams 17 yd. pass from Aa.Rodgers (M.Crosby kick) (13-75, 7:49)	0	7
Football Team	1	2:26	T.McLaurin 40 yd. pass from T.Heinicke (C.Blewitt kick) (8-83, 4:45)	7	7
Packers	2	0:15	A.Lazard 10 yd. pass from Aa.Rodgers (M.Crosby kick) (9-72, 2:43)	7	14
Packers	3	12:30	R.Tonyan 20 yd. pass from Aa.Rodgers (M.Crosby kick) (3-27, 1:37)	7	21
Packers	4	11:22	M.Crosby 39 yd. Field Goal (9-75, 4:43)	7	24
Football Team	4	2:25	C.Blewitt 45 yd. Field Goal (6-11, 3:14)	10	24

Paid Attendance: 78,219 Time: 3:07

Washington Football Team vs Green Bay Packers
10/24/2021 at Lambeau Field

Final Individual Statistics

Washington Football Team

Green Bay Packers

RUSHING						RUSHING					
	ATT	YDS	AVG	LG	TD		ATT	YDS	AVG	LG	TD
T.Heinicke	10	95	9.5	38	0	A.Jones	6	19	3.2	9	0
A.Gibson	14	51	3.6	6	0	Aa.Rodgers	2	17	8.5	15	0
D.Carter	1	27	27.0	27	0	E.St. Brown	1	13	13.0	13	0
J.McKissic	4	22	5.5	8	0	A.Dillon	3	6	2.0	3	0
						K.Hill	3	2	0.7	3	0
Total	29	195	6.7	38	0	Total	15	57	3.8	15	0

PASSING										PASSING							
	ATT	CMP	YDS	SK/YD	TD	LG	IN	RT		ATT	CMP	YDS	SK/YD	TD	LG	IN	RT
T.Heinicke	37	25	268	4/33	1	40	1	86.3	Aa.Rodgers	35	27	274	3/27	3	26	0	127.6
Total	37	25	268	4/33	1	40	1	86.3	Total	35	27	274	3/27	3	26	0	127.6

PASS RECEIVING								PASS RECEIVING												
	TAR	REC	YDS	AVG	LG	TD		TAR	REC	YDS	AVG	LG	TD		TAR	REC	YDS	AVG	LG	TD
T.McLaurin	12	7	122	17.4	40	1	D.Adams	7	6	76	12.7	26	1	A.Lazard	6	5	60	12.0	19	1
R.Seals-Jones	7	6	51	8.5	14	0	A.Jones	5	5	20	4.0	10	0	R.Tonyan	5	4	63	15.8	25	1
J.McKissic	6	4	34	8.5	15	0	M.Lewis	3	3	31	10.3	17	0	M.Lewis	3	3	31	10.3	17	0
A.Humphries	4	3	36	12.0	17	0	R.Cobb	4	3	22	7.3	15	0	A.Dillon	2	1	2	2.0	2	0
D.Milne	4	2	16	8.0	13	0	E.St. Brown	1	0	0	0.0	0	0	K.Hill	1	0	0	0.0	0	0
A.Gibson	2	2	5	2.5	5	0	Total	34	27	274	10.1	26	3	Total	34	27	274	10.1	26	3
D.Carter	1	1	4	4.0	4	0														
Total	36	25	268	10.7	40	1														

INTERCEPTIONS						INTERCEPTIONS					
	NO	YDS	AVG	LG	TD		NO	YDS	AVG	LG	TD
Total	0	0	0	0	0	C.Sullivan	1	0	0.0	0	0
						Total	1	0	0.0	0	0

PUNTING								PUNTING							
	NO	YDS	AVG	NET	TB	IN20	LG		NO	YDS	AVG	NET	TB	IN20	LG
Total	0	0	0	0	0	0	0	C.Bojorquez	3	139	46.3	46.3	0	1	53
								Total	3	139	46.3	46.3	0	1	53

PUNT RETURNS							PUNT RETURNS						
	NO	YDS	AVG	FC	LG	TD		NO	YDS	AVG	FC	LG	TD
D.Carter	0	0	0.0	2	0	0	Total	0	0	0.0	0	0	0
[DOWNED]	1	0	0.0	0	0	0							
Total	0	0	0.0	2	0	0							

KICKOFF RETURNS							KICKOFF RETURNS						
	NO	YDS	AVG	FC	LG	TD		NO	YDS	AVG	FC	LG	TD
D.Carter	4	100	25.0	0	28	0	[TOUCHBACK]	2	0	0.0	0	0	0
[TOUCHBACK]	1	0	0.0	0	0	0	Total	0	0	0.0	0	0	0
Total	4	100	25.0	0	28	0							

Washington Football Team

FUMBLES	FUM	LOST	OWN-REC	YDS	TD	FORCED	OPP-REC	YDS	TD	OUT-BDS
T.Heinicke	2	1	2	0	0	0	0	0	0	0
D.Carter	1	0	0	0	0	0	0	0	0	0
A.Gibson	1	0	0	0	0	0	0	0	0	0
C.Roullier	0	0	1	0	0	0	0	0	0	0
D.Johnson	0	0	0	0	0	1	0	0	0	0
M.Sweat	0	0	0	0	0	1	0	0	0	0
L.Collins	0	0	0	0	0	0	1	0	0	0
Total	4	1	3	0	0	2	1	0	0	0

Green Bay Packers

FUMBLES	FUM	LOST	OWN-REC	YDS	TD	FORCED	OPP-REC	YDS	TD	OUT-BDS
A.Dillon	2	1	0	0	0	0	0	0	0	0
L.Patrick	0	0	1	0	0	0	0	0	0	0
D.Campbell	0	0	0	0	0	2	0	0	0	0
R.Douglas	0	0	0	0	0	1	0	0	0	0

Washington Football Team vs Green Bay Packers
10/24/2021 at Lambeau Field

Final Individual Statistics

R.Gary	0	0	0	0	0	1	0	0	0	0
D.Lowry	0	0	0	0	0	0	1	0	0	0
Total	2	1	1	0	0	4	1	0	0	0

Washington Football Team vs Green Bay Packers
10/24/2021 at Lambeau Field

Final Team Statistics

	Visitor Football Team	Home Packers
TOTAL FIRST DOWNS	25	19
By Rushing	9	2
By Passing	15	16
By Penalty	1	1
THIRD DOWN EFFICIENCY	4-11-36.4%	6-12-50.0%
FOURTH DOWN EFFICIENCY	1-4-25.0%	1-1-100.0%
TOTAL NET YARDS	430	304
Total Offensive Plays (inc. times thrown passing)	70	53
Average gain per offensive play	6.1	5.7
NET YARDS RUSHING	195	57
Total Rushing Plays	29	15
Average gain per rushing play	6.7	3.8
Tackles for a loss-number and yards	0-0	1-1
NET YARDS PASSING	235	247
Times thrown - yards lost attempting to pass	4-33	3-27
Gross yards passing	268	274
PASS ATTEMPTS-COMPLETIONS-HAD INTERCEPTED	37-25-1	35-27-0
Avg gain per pass play (inc.# thrown passing)	5.7	6.5
KICKOFFS Number-In End Zone-Touchbacks	3-2-2	5-5-1
PUNTS Number and Average	0-0.0	3-46.3
Had Blocked	0	0
FGs - PATs Had Blocked	1-0	1-0
Net Punting Average	0.0	46.3
TOTAL RETURN YARDAGE (Not Including Kickoffs)	0	0
No. and Yards Punt Returns	0-0	0-0
No. and Yards Kickoff Returns	4-100	0-0
No. and Yards Interception Returns	0-0	1-0
PENALTIES Number and Yards	4-50	4-36
FUMBLES Number and Lost	4-1	2-1
TOUCHDOWNS	1	3
Rushing	0	0
Passing	1	3
EXTRA POINTS Made-Attempts	1-1	3-3
Kicking Made-Attempts	1-1	3-3
FIELD GOALS Made-Attempts	1-2	1-2
RED ZONE EFFICIENCY	0-4-0%	2-4-50%
GOAL TO GO EFFICIENCY	0-2-0%	0-0-0%
SAFETIES	0	0
FINAL SCORE	10	24
TIME OF POSSESSION	32:54	27:06

Washington Football Team vs Green Bay Packers
10/24/2021 at Lambeau Field

Ball Possession And Drive Chart

Washington Football Team

#	Time Recd	Time Lost	Time Poss	How Ball Obtained	Drive Began	# Play	Yds Gain	Yds Pen	Net Yds	1st Down	Last Scrm	How Given Up
1	7:11	2:26	4:45	Kickoff	WAS 17	8	83	0	83	4	GB 40	Touchdown
2	1:17	11:22	4:55	Punt	WAS 37	9	20	19	39	2	GB 24	Missed FG
3	5:17	2:58	2:19	Blocked FG, Downs	WAS 28	5	45	0	45	1	GB 27	Downs
4	0:15	0:00	0:15	Kickoff	WAS 25	1	-1	0	-1	0	WAS 25	End of Half
5	15:00	14:07	0:53	Kickoff	WAS 23	2	4	0	4	0	WAS 29	Fumble
6	12:30	5:52	6:38	Kickoff	WAS 23	11	86	-10	76	4	* GB 1	Downs
7	4:04	1:05	2:59	Punt	WAS 41	7	56	0	56	2	* GB 3	Downs
8	11:22	6:29	4:53	Kickoff	WAS 23	13	65	0	65	5	* GB 12	Interception
9	5:39	2:25	3:14	Fumble	GB 38	6	11	0	11	2	* GB 27	Field Goal
10	2:03	0:00	2:03	Punt	WAS 3	10	65	0	65	5	GB 45	End of Game

(282) Average WAS 28

Green Bay Packers

#	Time Recd	Time Lost	Time Poss	How Ball Obtained	Drive Began	# Play	Yds Gain	Yds Pen	Net Yds	1st Down	Last Scrm	How Given Up
1	15:00	7:11	7:49	Kickoff	GB 25	13	75	0	75	5	* WAS 17	Touchdown
2	2:26	1:17	1:09	Kickoff	GB 25	3	-11	0	-11	0	GB 14	Punt
3	11:22	5:17	6:05	Missed FG	GB 32	10	52	0	52	4	* WAS 16	Blocked FG, Downs
4	2:58	0:15	2:43	Downs	GB 28	9	72	0	72	4	* WAS 10	Touchdown
5	14:07	12:30	1:37	Fumble	WAS 27	3	27	0	27	1	WAS 20	Touchdown
6	5:52	4:04	1:48	Downs	GB 1	3	5	0	5	0	GB 6	Punt
7	1:05	11:22	4:43	Downs	GB 4	9	67	8	75	4	* WAS 21	Field Goal
8	6:29	5:39	0:50	Interception	GB 20	2	18	0	18	1	GB 37	Fumble
9	2:25	2:03	0:22	Kickoff	WAS 39	3	-1	0	-1	0	WAS 40	Punt

(269) Average GB 30

*** inside opponent's 20**

Time of Possession by Quarter		1st	2nd	3rd	4th	OT	Total
Visitor	Washington Football Team	6:02	6:12	10:30	10:10		32:54
Home	Green Bay Packers	8:58	8:48	4:30	4:50		27:06

Kickoff Drive No.-Start Average Football Team: 5 - WAS 22 Packers: 2 - GB 25

Washington Football Team vs Green Bay Packers
10/24/2021 at Lambeau Field

Final Defensive Statistics

Washington Football Team	Regular Defensive Plays											Special Teams					Misc			
	TKL	AST	COMB	SK	/ YDS	TFL	Q	IN	PD	FF	FR	TKL	AST	FF	FR	BL	TKL	AST	FF	FR
L.Collins	7	0	7	0	0	1	0	0	0	0	1	0	0	0	0	0	0	0	0	0
K.Curl	5	1	6	0	0	0	0	0	0	0	0	0	0	0	0	0	0	0	0	0
C.Holcomb	4	2	6	0	0	0	0	0	0	0	0	0	0	0	0	0	0	0	0	0
J.Davis	4	1	5	0	0	0	0	0	0	0	0	0	0	0	0	0	0	0	0	0
D.Johnson	4	0	4	0	0	0	0	0	1	1	0	0	0	0	0	0	0	0	0	0
B.McCain	3	0	3	0	0	0	0	0	0	0	0	0	0	0	0	0	0	0	0	0
K.Fuller	3	0	3	0	0	0	0	0	0	0	0	0	0	0	0	0	0	0	0	0
B.St-Juste	3	0	3	0	0	0	0	0	0	0	0	0	0	0	0	0	0	0	0	0
Jon.Allen	2	0	2	2	17	2	3	0	0	0	0	0	0	0	0	0	0	0	0	0
M.Sweat	1	1	2	1	10	1	3	0	0	1	0	0	0	0	0	0	0	0	0	0
D.Payne	1	1	2	0	0	0	0	0	0	0	0	0	0	0	0	0	0	0	0	0
C.Young	0	2	2	0	0	0	0	0	1	0	0	0	0	0	0	0	0	0	0	0
M.Ioannidis	0	2	2	0	0	0	0	0	0	0	0	0	0	0	0	0	0	0	0	0
T.Settle	0	0	0	0	0	0	0	0	0	0	0	0	0	0	1	0	0	0	0	0
T.Heinicke	0	0	0	0	0	0	0	0	0	0	0	0	0	0	0	0	0	0	0	2
C.Roullier	0	0	0	0	0	0	0	0	0	0	0	0	0	0	0	0	0	0	0	1
Total	37	10	47	3	27	4	6	0	2	2	1	0	0	0	0	1	0	0	0	3

TKL = Tackle AST = Assist COMB = Combined QH=QB Hit IN = Interception PD = Pass Defense FF = Forced Fumble FR = Fumble Recovery

Green Bay Packers	Regular Defensive Plays											Special Teams					Misc			
	TKL	AST	COMB	SK	/ YDS	TFL	QH	IN	PD	FF	FR	TKL	AST	FF	FR	BL	TKL	AST	FF	FR
D.Campbell	10	3	13	0	0	0	0	0	0	2	0	0	0	0	0	0	0	0	0	0
R.Gary	3	4	7	2	11	0	4	0	0	1	0	0	0	0	0	0	0	0	0	0
A.Amos	6	0	6	0	0	0	0	0	2	0	0	0	0	0	0	0	0	0	0	0
D.Savage	5	1	6	0	0	0	0	0	1	0	0	0	0	0	0	0	0	0	0	0
K.Keke	4	2	6	1.5	17	1	2	0	0	0	0	0	0	0	0	0	0	0	0	0
D.Lowry	2	3	5	0.5	5	0	1	0	0	0	1	0	0	0	0	0	0	0	0	0
R.Douglas	4	0	4	0	0	0	0	0	1	1	0	0	0	0	0	0	0	0	0	0
C.Sullivan	4	0	4	0	0	0	0	1	1	0	0	0	0	0	0	0	0	0	0	0
E.Stokes	3	0	3	0	0	0	0	0	1	0	0	0	0	0	0	0	0	0	0	0
H.Black	2	0	2	0	0	0	0	0	0	0	0	1	0	0	0	0	0	0	0	0
O.Burks	1	1	2	0	0	0	0	0	0	0	0	0	0	0	0	0	0	0	0	0
T.Lancaster	1	1	2	0	0	0	0	0	0	0	0	0	0	0	0	0	0	0	0	0
J.Garvin	1	0	1	0	0	0	1	0	0	0	0	0	0	0	0	0	0	0	0	0
J.Smith	1	0	1	0	0	0	0	0	0	0	0	0	0	0	0	0	0	0	0	0
I.Yiadam	1	0	1	0	0	0	0	0	0	0	0	0	0	0	0	0	0	0	0	0
K.Clark	0	0	0	0	0	0	1	0	0	0	0	0	0	0	0	0	0	0	0	0
Am.Rodgers	0	0	0	0	0	0	0	0	0	0	0	1	0	0	0	0	0	0	0	0
K.Barnes	0	0	0	0	0	0	0	0	0	0	0	1	0	0	0	0	0	0	0	0
T.Davis	0	0	0	0	0	0	0	0	0	0	0	1	0	0	0	0	0	0	0	0
T.Slaton	0	0	0	0	0	0	0	0	0	0	0	0	0	0	0	1	0	0	0	0
L.Patrick	0	0	0	0	0	0	0	0	0	0	0	0	0	0	0	0	0	0	0	1
Total	48	15	63	4	33	1	9	1	6	4	1	4	0	0	0	1	0	0	0	1

Washington Football Team vs Green Bay Packers at Lambeau Field

First Quarter

10/24/2021

Play By Play

WAS wins the coin toss and elects to defer. GB elects to Receive, and WAS elects to defend the south goal.

C.Blewitt kicks 65 yards from WAS 35 to end zone, Touchback.

Green Bay Packers at 15:00

1-10-GB 25	(15:00) Aa.Rodgers pass short middle to D.Adams to GB 40 for 15 yards (B.McCain).	P1
<u>1-10-GB 40</u>	(14:20) (Shotgun) Aa.Rodgers pass short right to R.Cobb to GB 43 for 3 yards (K.Curl).	
2-7-GB 43	(13:44) K.Hill right end to GB 46 for 3 yards (D.Payne).	
3-4-GB 46	(12:58) (Shotgun) Aa.Rodgers pass short left to A.Jones to 50 for 4 yards (K.Fuller).	P2
<u>1-10-50</u>	(12:17) (Shotgun) Aa.Rodgers pass incomplete deep right to E.St. Brown.	
2-10-50	(12:12) Aa.Rodgers pass short left to M.Lewis to WAS 38 for 12 yards (K.Curl).	P3
<u>1-10-WAS 38</u>	(11:30) A.Jones right end to WAS 29 for 9 yards (B.McCain).	
2-1-WAS 29	(10:50) Aa.Rodgers sacked at WAS 39 for -10 yards (M.Sweat).	
3-11-WAS 39	(10:07) (Shotgun) Aa.Rodgers scrambles up the middle to WAS 24 for 15 yards (C.Holcomb).	R4
<u>1-10-WAS 24</u>	(9:21) (Shotgun) Aa.Rodgers pass short right to A.Jones pushed ob at WAS 19 for 5 yards (K.Curl).	
2-5-WAS 19	(8:47) A.Jones right guard to WAS 17 for 2 yards (K.Curl).	
3-3-WAS 17	(8:05) (Shotgun) Aa.Rodgers pass short left to A.Jones to WAS 17 for no gain (D.Johnson).	
4-3-WAS 17	(7:20) (Shotgun) Aa.Rodgers pass short middle to D.Adams for 17 yards, TOUCHDOWN.	P5
	M.Crosby extra point is GOOD, Center-H.Bradley, Holder-C.Bojorquez.	

WAS 0 GB 7, 13 plays, 75 yards, 7:49 drive, 7:49 elapsed

M.Crosby kicks 66 yards from GB 35 to WAS -1. D.Carter to WAS 29 for 30 yards (Am.Rodgers).

PENALTY on WAS-A.Gandy-Golden, Offensive Holding, 10 yards, enforced at WAS 27.

Washington Football Team at 7:11, (1st play from scrimmage 7:07)

1-10-WAS 17	(7:07) (Shotgun) A.Gibson up the middle to WAS 20 for 3 yards (O.Burks).	
2-7-WAS 20	(6:31) (Shotgun) T.Heinicke pass short right to T.McLaurin to WAS 26 for 6 yards (E.Stokes).	
3-1-WAS 26	(5:53) (Shotgun) T.Heinicke right end ran ob at WAS 34 for 8 yards (A.Amos).	R1
<u>1-10-WAS 34</u>	(5:19) J.McKissie left end to WAS 39 for 5 yards (E.Stokes).	
2-5-WAS 39	(4:36) A.Gibson left tackle to WAS 43 for 4 yards (D.Campbell, T.Lancaster).	
3-1-WAS 43	(3:54) (Shotgun) A.Gibson up the middle to WAS 48 for 5 yards (R.Gary).	R2
<u>1-10-WAS 48</u>	(3:15) (Shotgun) T.Heinicke pass short right to T.McLaurin to GB 40 for 12 yards (A.Amos).	P3
<u>1-10-GB 40</u>	(2:33) (Shotgun) T.Heinicke pass deep middle to T.McLaurin for 40 yards, TOUCHDOWN.	P4
	C.Blewitt extra point is GOOD, Center-C.Cheeseman, Holder-T.Way.	

WAS 7 GB 7, 8 plays, 83 yards, 4:45 drive, 12:34 elapsed

C.Blewitt kicks 65 yards from WAS 35 to end zone, Touchback.

Green Bay Packers at 2:26

1-10-GB 25	(2:26) (Shotgun) A.Dillon right end to GB 27 for 2 yards (J.Davis; C.Holcomb).
2-8-GB 27	(1:47) (Shotgun) Aa.Rodgers pass incomplete short right to R.Tonyan (C.Young).
3-8-GB 27	(1:43) (Shotgun) Aa.Rodgers sacked at GB 14 for -13 yards (Jon.Allen). WAS-C.Young was injured during the play.
4-21-GB 14	(1:24) C.Bojorquez punts 49 yards to WAS 37, Center-H.Bradley, fair catch by D.Carter.

Washington Football Team at 1:17

1-10-WAS 37	(1:17) (Shotgun) A.Gibson right guard to WAS 39 for 2 yards (D.Campbell, O.Burks).
2-8-WAS 39	(:35) (Shotgun) T.Heinicke pass short right to A.Gibson to WAS 39 for no gain (K.Keke, D.Savage).

END OF QUARTER

	Score	Time Poss	First Downs				Efficiencies	
			R	P	X	T	3 Down	4 Down
Washington Football Team	7	6:02	2	2	0	4	2/2	0/0
Green Bay Packers	7	8:58	1	4	0	5	2/4	1/1

Washington Football Team vs Green Bay Packers at Lambeau Field

Second Quarter

10/24/2021

Play By Play

Washington Football Team continued.

3-8-WAS 39	(15:00) (Shotgun) T.Heinicke pass incomplete deep middle to T.McLaurin. WAS-D.Brown was injured during the play. <i>PENALTY on GB-R.Douglas, Defensive Pass Interference, 19 yards, enforced at WAS 39 - No Play.</i>	X5
<u>1-10-GB 42</u>	(14:54) J.McKissic left tackle to GB 40 for 2 yards (R.Douglas). GB-R.Douglas was injured during the play.	
2-8-GB 40	(14:23) (Shotgun) T.Heinicke pass short middle to J.McKissic to GB 35 for 5 yards (J.Smith).	
3-3-GB 35	(13:39) (Shotgun) A.Gibson up the middle to GB 29 for 6 yards (K.Keke).	R6
<u>1-10-GB 29</u>	(12:56) (Shotgun) A.Gibson left tackle to GB 28 for 1 yard (D.Lowry; D.Campbell).	
2-9-GB 28	(12:17) T.Heinicke scrambles left end to GB 24 for 4 yards (D.Campbell).	
3-5-GB 24	(11:31) (Shotgun) T.Heinicke pass incomplete deep middle to T.McLaurin.	
4-5-GB 24	(11:26) C.Blewitt 42 yard field goal is BLOCKED (T.Slaton). Center-C.Cheeseman. Holder-T.Way.	

Green Bay Packers at 11:22

1-10-GB 32	(11:22) Aa.Rodgers pass short left to R.Tonyan to GB 44 for 12 yards (L.Collins).	P6
<u>1-10-GB 44</u>	(10:40) (Shotgun) Aa.Rodgers pass short right to A.Jones to GB 45 for 1 yard (L.Collins) [M.Sweat].	
2-9-GB 45	(9:58) (Shotgun) Aa.Rodgers pass short right to A.Jones to WAS 45 for 10 yards (L.Collins).	P7
<u>1-10-WAS 45</u>	(9:08) Aa.Rodgers pass short right to D.Adams to WAS 42 for 3 yards (B.St-Juste).	
2-7-WAS 42	(8:28) (Shotgun) Aa.Rodgers pass short middle to R.Cobb to WAS 27 for 15 yards (B.St-Juste).	P8
<u>1-10-WAS 27</u>	(7:46) E.St. Brown left end to WAS 14 for 13 yards (J.Davis).	R9
<u>1-10-WAS 14</u>	(7:03) (Shotgun) Aa.Rodgers sacked at WAS 18 for -4 yards (Jon.Allen).	
2-14-WAS 18	(6:17) (Shotgun) Aa.Rodgers scrambles left end to WAS 16 for 2 yards (J.Davis).	
3-12-WAS 16	(5:31) (Shotgun) Aa.Rodgers pass incomplete short right to D.Adams [M.Sweat]. <i>Penalty on GB-B.Turner, Offensive Holding, declined.</i>	
4-12-WAS 16	(5:24) M.Crosby 34 yard field goal is BLOCKED (T.Settle). Center-H.Bradley. Holder-C.Bojorquez, recovered by GB-J.Deguara at WAS 28.	

Washington Football Team at 5:17

1-10-WAS 28	(5:17) T.Heinicke scrambles up the middle to GB 34 for 38 yards (A.Amos).	R7
<u>1-10-GB 34</u>	(4:36) A.Gibson right guard to GB 32 for 2 yards (J.Garvin).	
2-8-GB 32	(3:53) (Shotgun) T.Heinicke pass short right to A.Gibson to GB 27 for 5 yards (D.Savage).	
3-3-GB 27	(3:07) (Shotgun) T.Heinicke pass incomplete short right to J.McKissic (D.Savage).	
4-3-GB 27	(3:03) (Shotgun) T.Heinicke pass incomplete short left to T.McLaurin (E.Stokes).	

Green Bay Packers at 2:58

1-10-GB 28	(2:58) (Shotgun) Aa.Rodgers pass short right to A.Lazard pushed ob at GB 39 for 11 yards (B.St-Juste).	P10
<u>1-10-GB 39</u>	(2:32) (Shotgun) A.Jones up the middle to GB 40 for 1 yard (J.Davis).	

Two-Minute Warning

2-9-GB 40	(2:00) (Shotgun) Aa.Rodgers pass short left to A.Lazard to GB 47 for 7 yards (K.Fuller).	
3-2-GB 47	(1:16) (Shotgun) Aa.Rodgers pass short left to A.Lazard to WAS 40 for 13 yards (D.Johnson).	P11
<u>1-10-WAS 40</u>	(:44) (Shotgun) Aa.Rodgers pass short left to R.Tonyan to WAS 34 for 6 yards (J.Davis, K.Curl). Timeout #1 by GB at 00:35.	
2-4-WAS 34	(:35) (Shotgun) Aa.Rodgers pass short right to A.Lazard to WAS 15 for 19 yards (D.Johnson). Timeout #2 by GB at 00:27.	P12
<u>1-10-WAS 15</u>	(:27) (Shotgun) Aa.Rodgers pass short left to D.Adams pushed ob at WAS 10 for 5 yards (K.Fuller).	
2-5-WAS 10	(:22) (Shotgun) Aa.Rodgers pass short middle to R.Cobb to WAS 2 for 8 yards (D.Johnson). The Replay Official reviewed the pass completion ruling, and the play was REVERSED. (Shotgun) Aa.Rodgers pass incomplete short middle to R.Cobb (D.Johnson).	
3-5-WAS 10	(:19) (Shotgun) Aa.Rodgers pass short right to A.Lazard for 10 yards, TOUCHDOWN [Jon.Allen]. M.Crosby extra point is GOOD. Center-H.Bradley. Holder-C.Bojorquez.	P13

WAS 7 GB 14, 9 plays, 72 yards, 2:43 drive, 14:45 elapsed

M.Crosby kicks 65 yards from GB 35 to end zone, Touchback.

Washington Football Team at 0:15

1-10-WAS 25 (:15) T.Heinicke kneels to WAS 24 for -1 yards.

END OF QUARTER

	Score	Time Poss	First Downs				Efficiencies	
			R	P	X	T	3 Down	4 Down
Washington Football Team	7	6:12	2	0	1	3	1/3	0/1
Green Bay Packers	14	8:48	1	7	0	8	2/3	0/0

Washington Football Team vs Green Bay Packers at Lambeau Field

Third Quarter

10/24/2021

Play By Play

WAS elects to Receive, and GB elects to defend the South goal.

M.Crosby kicks 66 yards from GB 35 to WAS -1. D.Carter to WAS 23 for 24 yards (K.Barnes).

Washington Football Team at 15:00, (1st play from scrimmage 14:54)

1-10-WAS 23 (14:54) (Shotgun) A.Gibson left tackle to WAS 29 for 6 yards (D.Campbell).

2-4-WAS 29 (14:13) (Shotgun) T.Heinicke sacked at WAS 24 for -5 yards (R.Gary). FUMBLES (R.Gary) [R.Gary], RECOVERED by GB-D.Lowry at WAS 27.

Green Bay Packers at 14:07

1-10-WAS 27 (14:07) A.Jones left end to WAS 22 for 5 yards (C.Holcomb; C.Young).

2-5-WAS 22 (13:25) Aa.Rodgers pass short right to M.Lewis to WAS 20 for 2 yards (C.Holcomb).

3-3-WAS 20 (12:35) (Shotgun) Aa.Rodgers pass deep right to R.Tonyan for 20 yards, TOUCHDOWN.

P14

M.Crosby extra point is GOOD, Center-H.Bradley, Holder-C.Bojorquez.

WAS 7 GB 21, 3 plays, 27 yards, 1:37 drive, 2:30 elapsed

M.Crosby kicks 67 yards from GB 35 to WAS -2. D.Carter to WAS 23 for 25 yards (T.Davis).

Washington Football Team at 12:30, (1st play from scrimmage 12:25)

1-10-WAS 23 (12:25) T.Heinicke pass short right to R.Seals-Jones to WAS 37 for 14 yards (D.Campbell).

P8

1-10-WAS 37 (11:47) (Shotgun) A.Gibson up the middle to WAS 47 for 10 yards (A.Amos; J.Smith).

PENALTY on WAS-W.Schweitzer, Offensive Holding, 10 yards, enforced at WAS 37 - No Play.

1-20-WAS 27 (11:21) (Shotgun) T.Heinicke pass short right to D.Carter pushed ob at WAS 31 for 4 yards (R.Douglas).

2-16-WAS 31 (10:47) (Shotgun) T.Heinicke pass deep right to A.Humphries ran ob at WAS 48 for 17 yards [J.Garvin].

P9

1-10-WAS 48 (10:11) (Shotgun) A.Gibson left guard to GB 48 for 4 yards (T.Lancaster).

2-6-GB 48 (9:26) (Shotgun) T.Heinicke pass short right to T.McLaurin to GB 20 for 28 yards (C.Sullivan).

P10

1-10-GB 20 (8:36) (Shotgun) A.Gibson left tackle to GB 15 for 5 yards (K.Keke; D.Campbell).

2-5-GB 15 (7:54) (Shotgun) T.Heinicke pass short middle to R.Seals-Jones to GB 6 for 9 yards (A.Amos).

P11

1-6-GB 6 (7:10) (Shotgun) T.Heinicke scrambles left end pushed ob at GB 3 for 3 yards (D.Lowry).

2-3-GB 3 (6:41) (Shotgun) A.Gibson left guard to GB 3 for no gain (D.Lowry; R.Gary).

3-3-GB 3 (6:03) (Shotgun) T.Heinicke scrambles right end for 3 yards, TOUCHDOWN. The Replay Official reviewed the runner broke the plane ruling, and the play was REVERSED. (Shotgun) T.Heinicke scrambles right end to GB 1 for 2 yards.

4-1-GB 1 (5:56) T.Heinicke up the middle to GB 1 for no gain (D.Campbell). FUMBLES (D.Campbell), and recovers at GB 1. T.Heinicke to GB 1 for no gain (R.Gary).

Washington challenged the runner broke the plane ruling, and the play was Upheld. The ruling on the field stands. (Timeout #1 at 05:52.)

Green Bay Packers at 5:52

1-10-GB 1 (5:52) (Shotgun) PENALTY on GB-R.Cobb, False Start, 0 yards, enforced at GB 1 - No Play.

1-10-GB 1 (5:52) (Shotgun) A.Dillon right guard to GB 4 for 3 yards (C.Holcomb, M.Ioannidis).

2-7-GB 4 (5:06) Aa.Rodgers pass incomplete short right to A.Dillon.

3-7-GB 4 (4:58) (Shotgun) Aa.Rodgers pass short middle to A.Dillon to GB 8 for 4 yards (D.Johnson). FUMBLES (D.Johnson), recovered by GB-L.Patrick at GB 6.

4-5-GB 6 (4:12) C.Bojorquez punts 53 yards to WAS 41, Center-H.Bradley, fair catch by D.Carter.

Washington Football Team at 4:04

1-10-WAS 41 (4:04) (Shotgun) A.Gibson right guard to WAS 47 for 6 yards (D.Lowry).

2-4-WAS 47 (3:43) (No Huddle, Shotgun) D.Carter left end to GB 26 for 27 yards (R.Douglas). FUMBLES (R.Douglas), recovered by WAS-T.Heinicke at GB 23.

R12

1-10-GB 23 (3:02) (Shotgun) T.Heinicke scrambles up the middle to GB 11 for 12 yards (D.Savage).

R13

1-10-GB 11 (2:17) A.Gibson left tackle to GB 6 for 5 yards (D.Campbell). FUMBLES (D.Campbell), RECOVERED by GB-D.Savage at GB 5. The Replay Official reviewed the loose ball recovery ruling, and the play was REVERSED.

A.Gibson left tackle to GB 6 for 5 yards (D.Campbell), FUMBLES (D.Campbell), recovered by WAS-C.Roullier at GB 5.

2-4-GB 5 (1:59) A.Gibson left tackle to GB 3 for 2 yards (K.Keke, R.Gary).

3-2-GB 3 (1:15) (Shotgun) T.Heinicke pass incomplete short right to T.McLaurin.

4-2-GB 3 (1:08) (Shotgun) T.Heinicke pass incomplete short middle to R.Seals-Jones (A.Amos). Yard marker changed due to change of possession

Green Bay Packers at 1:05

1-10-GB 4 (1:05) (Shotgun) Aa.Rodgers pass short left to D.Adams ran ob at GB 14 for 10 yards (L.Collins).

P15

1-10-GB 14 (:33) A.Jones right end to GB 16 for 2 yards (B.St-Juste).

PENALTY on GB-A.Lazard, Offensive Holding, 7 yards, enforced at GB 14 - No Play.

1-17-GB 7 (:04) (Shotgun) Aa.Rodgers pass deep left to D.Adams ran ob at GB 33 for 26 yards.

P16

Washington Football Team vs Green Bay Packers at Lambeau Field

END OF QUARTER

Score	Time	First Downs				Efficiencies		
	Poss	R	P	X	T	3 Down	4 Down	
Washington Football Team	7	10:30	2	4	0	6	0/2	0/2
Green Bay Packers	21	4:30	0	3	0	3	1/2	0/0

Washington Football Team vs Green Bay Packers at Lambeau Field

Fourth Quarter

10/24/2021

Play By Play

Green Bay Packers continued.

<u>1-10-GB 33</u>	(15:00) Aa.Rodgers pass short right to R.Cobb to GB 37 for 4 yards (L.Collins).	
2-6-GB 37	(14:19) A.Jones right tackle to GB 39 for 2 yards (C.Young; D.Payne).	
3-4-GB 39	(13:38) (Shotgun) Aa.Rodgers pass deep middle to R.Tonyan to WAS 36 for 25 yards (K.Curl).	P17
<u>1-10-WAS 36</u>	(12:52) (Shotgun) Aa.Rodgers pass incomplete deep right to D.Adams (C.Holcomb).	
	<i>PENALTY on WAS-B.St-Juste, Defensive Pass Interference, 25 yards, enforced at WAS 36 - No Play.</i>	X18
<u>1-10-WAS 11</u>	(12:47) A.Jones up the middle to WAS 11 for no gain (C.Holcomb).	
2-10-WAS 11	(12:06) Aa.Rodgers pass incomplete short right to A.Lazard.	
	Timeout #1 by GB at 12:00.	
3-10-WAS 11	(12:00) (Shotgun) Aa.Rodgers pass short left to D.Adams to WAS 5 for 6 yards (K.Fuller).	
	<i>PENALTY on GB-B.Turner, Illegal Use of Hands, 10 yards, enforced at WAS 11 - No Play.</i>	
3-20-WAS 21	(11:34) (Shotgun) Aa.Rodgers pass incomplete short right.	
4-20-WAS 21	(11:26) M.Crosby 39 yard field goal is GOOD, Center-H.Bradley, Holder-C.Bojorquez.	

WAS 7 GB 24, 9 plays, 75 yards, 1 penalty, 4:43 drive, 3:38 elapsed

M.Crosby kicks 65 yards from GB 35 to WAS 0. D.Carter to WAS 23 for 23 yards (H.Black).

Washington Football Team at 11:22, (1st play from scrimmage 11:17)

1-10-WAS 23	(11:17) (Shotgun) T.Heinicke pass incomplete short right to T.McLaurin.	
2-10-WAS 23	(11:13) (Shotgun) T.Heinicke pass short right to T.McLaurin to WAS 35 for 12 yards (D.Savage).	P14
<u>1-10-WAS 35</u>	(10:42) (No Huddle, Shotgun) T.Heinicke pass short middle to T.McLaurin to WAS 40 for 5 yards (C.Sullivan).	
2-5-WAS 40	(10:16) (No Huddle, Shotgun) T.Heinicke pass short right to A.Humphries pushed ob at WAS 47 for 7 yards (C.Sullivan).	P15
<u>1-10-WAS 47</u>	(9:52) (No Huddle, Shotgun) J.McKissic up the middle to GB 45 for 8 yards (D.Savage, D.Campbell).	
2-2-GB 45	(9:28) (No Huddle, Shotgun) T.Heinicke pass incomplete short middle to J.McKissic (A.Amos).	
3-2-GB 45	(9:23) (Shotgun) J.McKissic up the middle to GB 38 for 7 yards (H.Black).	R16
<u>1-10-GB 38</u>	(8:58) (No Huddle, Shotgun) T.Heinicke pass short right to R.Seals-Jones to GB 28 for 10 yards (H.Black).	P17
<u>1-10-GB 28</u>	(8:29) (No Huddle, Shotgun) T.Heinicke pass short middle to D.Milne to GB 25 for 3 yards (D.Campbell).	
2-7-GB 25	(8:01) (No Huddle, Shotgun) T.Heinicke pass short middle to J.McKissic ran ob at GB 14 for 11 yards (E.Stokes).	P18
<u>1-10-GB 14</u>	(7:24) (Shotgun) T.Heinicke pass incomplete short middle to D.Milne (R.Douglas).	
2-10-GB 14	(7:18) (Shotgun) T.Heinicke pass short left to R.Seals-Jones to GB 12 for 2 yards (A.Amos) [R.Gary].	
3-8-GB 12	(6:35) (Shotgun) T.Heinicke pass deep right intended for A.Humphries INTERCEPTED by C.Sullivan at GB -7. Touchback.	

Green Bay Packers at 6:29

1-10-GB 20	(6:29) Aa.Rodgers pass short left to M.Lewis to GB 37 for 17 yards (B.McCain).	P19
<u>1-10-GB 37</u>	(5:46) A.Dillon left tackle to GB 39 for 2 yards (M.Sweat; M.Ioannidis). FUMBLES (M.Sweat), RECOVERED by WAS-L.Collins at GB 38.	

Washington Football Team at 5:39

1-10-GB 38	(5:39) (Shotgun) T.Heinicke pass short middle to T.McLaurin to GB 19 for 19 yards (D.Campbell).	P19
<u>1-10-GB 19</u>	(5:06) (No Huddle, Shotgun) T.Heinicke pass short right to R.Seals-Jones ran ob at GB 9 for 10 yards.	P20
<u>1-9-GB 9</u>	(4:32) (Shotgun) T.Heinicke sacked at GB 17 for -8 yards (sack split by K.Keke and R.Gary).	
2-17-GB 17	(3:58) (No Huddle, Shotgun) T.Heinicke pass short middle to J.McKissic to GB 14 for 3 yards (D.Campbell).	
3-14-GB 14	(3:16) (Shotgun) T.Heinicke sacked at GB 27 for -13 yards (K.Keke).	
4-27-GB 27	(2:30) C.Blewitt 45 yard field goal is GOOD, Center-C.Cheeseman, Holder-T.Way.	
	Timeout #2 by GB at 02:25.	

WAS 10 GB 24, 6 plays, 11 yards, 3:14 drive, 12:35 elapsed

C.Blewitt kicks inside 9 yards from WAS 35 to WAS 44. A.Lazard (didn't try to advance) to WAS 44 for no gain.

PENALTY on WAS-R.Seals-Jones, Illegal Touch Kick, 5 yards, enforced at WAS 44.

Green Bay Packers at 2:25, (1st play from scrimmage 2:24)

1-10-WAS 39	(2:24) K.Hill up the middle to WAS 39 for no gain (L.Collins).	
	Timeout #2 by WAS at 02:20.	
2-10-WAS 39	(2:20) K.Hill left end to WAS 40 for -1 yards (L.Collins).	
	Timeout #3 by WAS at 02:16.	
3-11-WAS 40	(2:16) (Shotgun) Aa.Rodgers pass incomplete short left to K.Hill.	
	<i>Penalty on GB-E.Jenkins, Ineligible Downfield Pass, declined.</i>	

Washington Football Team vs Green Bay Packers at Lambeau Field

4-11-WAS 40 (2:11) C.Bojorquez punts 37 yards to WAS 3, Center-H.Bradley, downed by GB-I.Yiadom.

Washington Football Team at 2:03

1-10-WAS 3 (2:03) (No Huddle) T.Heinicke pass short middle to A.Humphries to WAS 15 for 12 yards (D.Savage).

P21

Two-Minute Warning

1-10-WAS 15 (1:58) (Shotgun) T.Heinicke pass incomplete deep middle to D.Milne [K.Clark].

2-10-WAS 15 (1:53) (Shotgun) T.Heinicke pass short left to D.Milne ran ob at WAS 28 for 13 yards (A.Amos).

P22

1-10-WAS 28 (1:46) (Shotgun) T.Heinicke pass incomplete deep left to T.McLaurin.

2-10-WAS 28 (1:40) (Shotgun) T.Heinicke pass short right to R.Seals-Jones to WAS 34 for 6 yards (C.Sullivan).

3-4-WAS 34 (1:13) (No Huddle, Shotgun) T.Heinicke sacked at WAS 24 for -10 yards (sack split by D.Lowry and R.Gary).

4-14-WAS 24 (:29) (Shotgun) T.Heinicke scrambles right end pushed ob at WAS 40 for 16 yards (R.Douglas). GB-R.Douglas was injured during the play.

R23

Timeout #3 by GB at 00:20.

1-10-WAS 40 (:20) (Shotgun) T.Heinicke pass short right to J.McKissic to GB 45 for 15 yards (I.Yiadom).

P24

1-10-GB 45 (:02) (No Huddle) T.Heinicke spiked the ball to stop the clock.

2-10-GB 45 (:01) T.Heinicke up the middle to GB 32 for 13 yards.

R25

END OF QUARTER

	Score	Time Poss	First Downs				Efficiencies	
			R	P	X	T	3 Down	4 Down
Washington Football Team	10	10:10	3	9	0	12	1/4	1/1
Green Bay Packers	24	4:50	0	2	1	3	1/3	0/0

Miscellaneous Statistics Report

Washington Football Team vs Green Bay Packers
10/24/2021 at Lambeau Field

Ten Longest Plays for Washington Football Team

Yards	Qtr	Play Start	Play Description
40	1	1-10-GB 40	(2:33) (Shotgun) T.Heinicke pass deep middle to T.McLaurin for 40 yards, TOUCHDOWN.
38	2	1-10-WAS 28	(5:17) T.Heinicke scrambles up the middle to GB 34 for 38 yards (A.Amos).
30	3	2-4-WAS 47	(3:43) (No Huddle, Shotgun) D.Carter left end to GB 26 for 27 yards (R.Douglas). FUMBLES (R.Douglas), recovered by WAS-T.Heinicke at GB 23.
28	3	2-6-GB 48	(9:26) (Shotgun) T.Heinicke pass short right to T.McLaurin to GB 20 for 28 yards (C.Sullivan).
19	4	1-10-GB 38	(5:39) (Shotgun) T.Heinicke pass short middle to T.McLaurin to GB 19 for 19 yards (D.Campbell).
17	3	2-16-WAS 31	(10:47) (Shotgun) T.Heinicke pass deep right to A.Humphries ran ob at WAS 48 for 17 yards [J.Garvin].
16	4	4-14-WAS 24	(:29) (Shotgun) T.Heinicke scrambles right end pushed ob at WAS 40 for 16 yards (R.Douglas). GB-R.Douglas was injured during the play.
15	4	1-10-WAS 40	(:20) (Shotgun) T.Heinicke pass short right to J.McKissic to GB 45 for 15 yards (I.Viadom).
14	3	1-10-WAS 23	(12:25) T.Heinicke pass short right to R.Seals-Jones to WAS 37 for 14 yards (D.Campbell).
13	4	2-10-WAS 15	(1:53) (Shotgun) T.Heinicke pass short left to D.Milne ran ob at WAS 28 for 13 yards (A.Amos).

Ten Longest Plays for Green Bay Packers

Yards	Qtr	Play Start	Play Description
26	3	1-17-GB 7	(:04) (Shotgun) Aa.Rodgers pass deep left to D.Adams ran ob at GB 33 for 26 yards.
25	4	3-4-GB 39	(13:38) (Shotgun) Aa.Rodgers pass deep middle to R.Tonyan to WAS 36 for 25 yards (K.Curl).
20	3	3-3-WAS 20	(12:35) (Shotgun) Aa.Rodgers pass deep right to R.Tonyan for 20 yards, TOUCHDOWN.
19	2	2-4-WAS 34	(:35) (Shotgun) Aa.Rodgers pass short right to A.Lazard to WAS 15 for 19 yards (D.Johnson).
17	1	4-3-WAS 17	(7:20) (Shotgun) Aa.Rodgers pass short middle to D.Adams for 17 yards, TOUCHDOWN.
17	4	1-10-GB 20	(6:29) Aa.Rodgers pass short left to M.Lewis to GB 37 for 17 yards (B.McCain).
15	1	1-10-GB 25	(15:00) Aa.Rodgers pass short middle to D.Adams to GB 40 for 15 yards (B.McCain).
15	1	3-11-WAS 39	(10:07) (Shotgun) Aa.Rodgers scrambles up the middle to WAS 24 for 15 yards (C.Holcomb).
15	2	2-7-WAS 42	(8:28) (Shotgun) Aa.Rodgers pass short middle to R.Cobb to WAS 27 for 15 yards (B.St-Juste).
13	2	1-10-WAS 27	(7:46) E.St. Brown left end to WAS 14 for 13 yards (J.Davis).

Touchdown Scoring Information

		Offense	Defense	Special Teams
VISITOR	Washington Football Team	1	0	0
HOME	Green Bay Packers	3	0	0

Player Scoring Information

Club	Player	TD	Rush TD	Rec TD	KO TD	Punt TD	Int TD	Fum TD	Misc TD	FG	XP	2Pt Rush	2Pt Rec	Sfty	Points
WAS	T.McLaurin	0	0	1	0	0	0	0	0	0	0	0	0	0	6
WAS	C.Blewitt	0	0	0	0	0	0	0	0	1	1	0	0	0	4
GB	D.Adams	0	0	1	0	0	0	0	0	0	0	0	0	0	6
GB	A.Lazard	0	0	1	0	0	0	0	0	0	0	0	0	0	6
GB	R.Tonyan	0	0	1	0	0	0	0	0	0	0	0	0	0	6
GB	M.Crosby	0	0	0	0	0	0	0	0	1	3	0	0	0	6

Possession Detail

	First Half		Second Half		Game	
	Visitor	Home	Visitor	Home	Visitor	Home
Largest Lead	0	7	0	17	0	17
Drives Leading	0	0	0	5	0	5
Time of Possession Leading	0:00	0:00	0:00	9:20	0:00	9:20
Largest Deficit	-7	0	-17	0	-17	0
Drives Trailing	2	0	6	0	8	0
Time of Possession Trailing	5:00	0:00	20:40	0:00	25:40	0:00
Times Score Tied Up		1		0		1
Lead Changes		2		0		2

Playtime Percentage

Percent of playtime per player on offense, defense and special teams (Unofficial)

Washington Football Team					Green Bay Packers								
		Offense	Defense	Special Teams			Offense	Defense	Special Teams				
C Leno	T	72	100%	3	16%	J Runyan	G	56	100%	5	26%		
C Lucas	T	72	100%	3	16%	R Newman	T	56	100%	5	26%		
E Flowers	G	72	100%	3	16%	L Patrick	G	56	100%				
R Seals-Jones	TE	72	100%	1	5%	A Rodgers	QB	56	100%				
T Heinicke	QB	72	100%			B Turner	T	56	100%				
C Roullier	C	72	100%			E Jenkins	G	56	100%				
W Schweitzer	G	71	99%	3	16%	A Lazard	WR	51	91%	1	5%		
T McLaurin	WR	66	92%			D Adams	WR	48	86%	1	5%		
A Humphries	WR	50	69%			A Jones	RB	41	73%	1	5%		
J McKissic	RB	46	64%			R Tonyan	TE	38	68%	1	5%		
D Carter	WR	39	54%	8	42%	R Cobb	WR	35	62%				
A Gibson	RB	30	42%			M Lewis	TE	21	38%				
D Milne	WR	29	40%			A Dillon	RB	13	23%	5	26%		
J Bates	TE	11	15%	8	42%	E St. Brown	WR	12	21%	8	42%		
D Brown	WR	10	14%			J Deguara	TE	11	20%	14	74%		
A Gandy-Golden	WR	6	8%	5	26%	K Hill	RB	5	9%	2	11%		
J Patterson	RB	1	1%	6	32%	A Rodgers	WR	4	7%	6	32%		
T Larsen	C	1	1%	3	16%	T Davis	TE	1	2%	9	47%		
K Curl	FS		56	100%	6	32%	A Amos	FS		72	100%	2	11%
K Fuller	CB		56	100%			D Savage	SS		72	100%	1	5%
B McCain	CB		56	100%			E Stokes	CB		72	100%		
C Holcomb	LB		56	100%			D Campbell	LB		72	100%		
B St-Juste	CB		55	98%	6	32%	C Sullivan	CB		61	85%	1	5%
J Davis	LB		55	98%			K Clark	NT		60	83%		
C Young	DE		47	84%			R Douglas	CB		58	81%		
D Payne	DT		42	75%	5	26%	R Gary	LB		51	71%		
M Sweat	DE		38	68%			J Garvin	LB		43	60%	3	16%
J Allen	DT		35	62%	5	26%	D Lowry	DE		42	58%	6	32%
D Johnson	CB		34	61%	11	58%	K Keke	DE		42	58%	2	11%
M Ioannidis	DT		27	48%			W Mercilus	DE		31	43%		
L Collins	SS		24	43%			T Lancaster	NT		18	25%	8	42%
J Smith-Williams	DE		14	25%	12	63%	K Barnes	LB		17	24%	13	68%
T Settle	DT		8	14%	5	26%	H Black	SS		17	24%	12	63%
C Toohill	DE		7	12%	15	79%	I Yiadom	CB		14	19%	13	68%
B Rotimi	DE		6	11%			S Jean-Charles	CB		12	17%	10	53%
D Mayo	LB				16	84%	L Hamilton	LB		12	17%		
D Everett	SS				16	84%	J Smith	LB		10	14%		
K Hudson	LB				16	84%	O Burks	LB		9	12%	14	74%
T Apke	FS				16	84%	T Slaton	DT		7	10%	8	42%
J Kunaszyk	LB				11	58%	T Summers	LB				14	74%
C Blewitt	K				6	32%	M Crosby	K				10	53%
S Reyes	TE				6	32%	H Bradley	LS				8	42%
C Elder	CB				5	26%	C Bojorquez	P				8	42%
C Cheeseman	LS				3	16%	B Braden	G				7	37%
S Charles	T				3	16%							

T Way

P

3 16% I McDuffie
Y Nijman

LB
T

5 26%
5 26%



UPDATED BIOGRAPHIES



DAVANTE ADAMS

17

WIDE RECEIVER
FRESNO STATE

Eighth NFL Season | Eighth Packers Season



Ht: 6-1 | Wt: 215 | Born: December 24, 1992 | NFL Games Played/Started: 107/100 | Acquired: D2-14

AT A GLANCE

- » Set a franchise single-season record with 115 receptions in 2020 and tied WR Sterling Sharpe (1994) for the most receiving TDs in a season in team history with a league-best 18, becoming the first player in NFL history with 100-plus receptions and 18-plus receiving TDs in a season.
- » Earned first-team All-Pro honors from *The Associated Press* last season, becoming the first Green Bay WR to receive first-team recognition since Antonio Freeman in 1998, and was selected to his fourth straight Pro Bowl (2017-20) as he joined James Lofton (1980-85) as the only WRs in team history to be selected in four-plus consecutive seasons.
- » Led the NFL in receiving TDs, receiving yards per game (98.1) and receptions per game (8.2) in 2020, becoming the first NFL player to lead the league in all three categories since Sharpe in 1992.
- » Leads the NFL in receiving TDs (61), red-zone receiving TDs (46) and games with at least one TD catch (46) since 2016.
- » Was the only player in the league to rank in the top five in the NFL in receiving yards per game and receptions per game in each of the last three seasons (2018-20).
- » Has posted 10-plus catches in a game 16 times in his career, the most in team history (Sharpe and WR Donald Driver, seven each).
- » Registered 546 receptions from 2014-20, the second most in franchise history by a player in his first seven NFL seasons behind only Sharpe (595). Reached 500 catches in his 95th career game, the fastest in team history (Sharpe, 96).
- » Posted 582 receptions and 64 receiving TDs in his first 100 starts, joining WRs Marvin Harrison (598/70) and Antonio Brown (716/68) as the only NFL players since the merger to record 575-plus receptions and 60-plus TD catches in their first 100 starts.
- » Ranks No. 2 in franchise history in receptions (598), tied for No. 3 in receiving TDs (65) and No. 6 in receiving yards (7,312).

2021 SEASON: Has started all seven games and leads the team with 52 receptions for a team-high 744 yards (14.3 avg.) and three TDs...Ranks No. 3 in the NFL in receiving yards and is tied for No. 2 in the league in receptions, matching his total in 2018 for the most catches through the first seven games in team history...His receiving-yardage total is the best by a Packer through seven games since WR Billy Howton registered 805 yards in 1956...Ranks No. 2 in the league lead with 35 receiving first downs and is tied for No. 2 in the NFL with 13 receptions of 20-plus yards...Was placed on the reserve/COVID-19 list on Oct. 25...**At New Orleans (Sept. 12):** Started and played 40 of 57 snaps, pacing the team with five receptions for 56 yards (11.2 avg.). Hauled in a 31-yard pass down to the New Orleans 21 with seven seconds remaining in the first half to set up K Mason Crosby's 39-yard field goal. With his five catches on the day, brought his career reception total to 551 as he moved past WR Jordy Nelson (550) for No. 3 in team history...**Vs. Detroit (Sept. 20):** Started and appeared on 57 of 65 snaps, leading the team with eight receptions for 121 yards (15.1 avg.), the 24th 100-yard receiving game of his career as he moved into a tie with WR Don Hutson for the fourth most in team history. It also marked his 14th career game with eight-plus catches and 100-plus receiving yards, the second most by a Packer since 1950 (WR Sterling Sharpe, 17). Posted a 50-yard reception on a third-and-12 early in the third quarter to the Detroit 26, his sixth straight season recording at least one catch of 50-plus yards...**At San Francisco (Sept. 26):** Started and played 56 of 63 snaps, leading the team with 12 receptions for 132 yards (11.0 avg.) and a TD. It marked his sixth career game with 12-plus receptions, with Hutson (two games) the only other player in franchise history to do so more than once. Posted a 1-yard TD catch in the first quarter, going in motion before coming back to make the wide-open catch in the flat. After being shaken up on a deep pass down the middle midway through the fourth quarter, returned to make two key receptions on Green Bay's game-winning drive, first hauling in a deep pass over the middle for 25 yards out to midfield and then a 17-yarder on third-and-10 to the San Francisco 33 to set up Crosby's game-winning 51-yard FG. Finished with a season-high nine receiving first downs, the second most in a game in his career behind only his 10 at Houston in 2020...**Vs. Pittsburgh (Oct. 3):** Started and played 63 of 72 snaps, posting a team-high six receptions for 64 yards (10.7 avg.). Made an 11-yard catch on a third-and-9 with just under four minutes remaining in the fourth quarter to extend Green Bay's drive and take time off the clock. It marked his 16th consecutive game with five-plus receptions, the longest current streak in the league and No. 2 in team history behind only Sharpe's 18-game streak in 1993-94...**At Cincinnati (Oct. 10):** Started and played 58 of 64 snaps, posting 11 receptions for a career-high 206 yards (18.7 avg.) and a TD, the most receiving yards by a Packer since Nelson registered 209 yards vs. the N.Y. Jets on Sept. 14, 2014. Recorded a career-high six receptions (59, 34, 24, 22, 20, 17) of 16-plus yards, the most by a Packer since WR Bill Schroeder had six vs. Indianapolis on Nov. 19, 2000. It marked the 26th 100-yard receiving game of his career as he moved past Nelson (25) for sole possession of the No. 3 spot in franchise history. Matched his season high with nine receiving first downs. The performance was his seventh game since 2020 with 10-plus receptions, 100-plus receiving yards and a receiving TD, three more than any other player in the league over that span. Became only the second Packer (Hutson, 1942) to post 10-plus catches, 100-plus receiving yards and a receiving TD in back-to-back road games...**At Chicago (Oct. 17):** Started and played 50 of 59 snaps, leading the team with 89 receiving yards on four catches (22.3 avg.). Midway through the fourth quarter, came out of the slot and beat CB Jaylon Johnson off the line before hauling in a pass down the sideline for a 41-yard gain to the Chicago 21...**Vs. Washington (Oct. 24):** Started and played 48 of 56 snaps, pacing the team with six receptions for a team-high 76 yards (12.7 avg.) and a TD. Capped off Green Bay's first drive with a 17-yard TD catch over the middle on fourth-and-3.

REGULAR-SEASON COMPARISON: RECEIVING - ARIZONA CARDINALS

DATE	OPP	W/L	GP/GS	REC	YDS.	AVG.	TD	LG	TGTS	YAC
12/27/15	GB @ ARZ	L	S	3	42	14.0	0	38	6	8
12/2/18	GB vs. ARZ	L	S	8	93	11.6	1	19	13	27
TOTALS		0/2	2/2	11	135	12.3	1	38	19	35

DAVANTE ADAMS' NFL REGULAR-SEASON RECEIVING STATISTICS

RECEIVING								
DATE	TEAM	GP	GS	NO.	YDS.	AVG.	LG	TD
2014	Packers	16	11	38	446	11.7	45	3
2015	Packers	13	12	50	483	9.7	40	1
2016	Packers	16	15	75	997	13.3	66t	12
2017	Packers	14	14	74	885	12.0	55t	10
2018	Packers	15	15	111	1,386	12.5	57	13
2019	Packers	12	12	83	997	12.0	58	5
2020	Packers	14	14	115	1,374	11.9	56t	18
2021	Packers	7	7	52	744	14.3	59	3
NFL TOTALS		107	100	598	7,312	12.2	66t	65

DAVANTE ADAMS' NFL POSTSEASON RECEIVING STATISTICS

RECEIVING								
DATE	TEAM	GP	GS	NO.	YDS.	AVG.	LG	TD
2014	Packers	2	2	8	124	15.5	46t	1
2015	Packers	1	0	4	48	12.0	20	1
2016	Packers	3	3	16	217	13.6	32	2
2019	Packers	2	2	17	298	17.5	65	2
2020	Packers	2	2	18	133	7.4	21	2
NFL TOTALS		10	9	63	820	13.0	65	8

SINGLE-GAME HIGHS: RECEIVING

Receptions	14 at Minnesota Vikings, Sep 13, 2020 13 at Houston Texans, Oct 25, 2020 ...2 more at 13.	All-Purpose Yards	206 at Cincinnati Bengals, Oct 10, 2021 196 at Houston Texans, Oct 25, 2020
Receiving Yards	206 at Cincinnati Bengals, Oct 10, 2021 196 at Houston Texans, Oct 25, 2020	Most TDs	3 vs. Tennessee Titans, Dec 27, 2020 3 vs. Minnesota Vikings, Nov 01, 2020
Longest Receptions	66t vs. Seattle Seahawks, Dec 11, 2016 59 at Cincinnati Bengals, Oct 10, 2021	Receiving Average	26.6 at Los Angeles Rams, Oct 28, 2018 26.0 vs. Seattle Seahawks, Dec 11, 2016 ...1 more at 26.0.
Receiving TDs	3 vs. Tennessee Titans, Dec 27, 2020 3 vs. Minnesota Vikings, Nov 01, 2020		

SINGLE-GAME HIGHS - POSTSEASON: RECEIVING

Receptions	9 vs. Tampa Bay Buccaneers, Jan 24, 2021 9 vs. Los Angeles Rams, Jan 16, 2021 ...1 more at 9.	Receiving TDs	2 vs. Seattle Seahawks, Jan 12, 2020 1 vs. Tampa Bay Buccaneers, Jan 24, 2021 ...5 more at 1.
Receiving Yards	160 vs. Seattle Seahawks, Jan 12, 2020 138 at San Francisco 49ers, Jan 19, 2020	All-Purpose Yards	160 vs. Seattle Seahawks, Jan 12, 2020 138 at San Francisco 49ers, Jan 19, 2020
Longest Receptions	65 at San Francisco 49ers, Jan 19, 2020 46t vs. Dallas Cowboys, Jan 11, 2015	Most TDs	2 vs. Seattle Seahawks, Jan 12, 2020 1 vs. Tampa Bay Buccaneers, Jan 24, 2021 ...5 more at 1.

100-YARD RECEIVING GAMES (26): REGULAR-SEASON

DATE	TEAM	NO.	YDS.	AVG.	LG	TD
11/30/14	PATRIOTS	6	121	20.2	45	0
10/20/16	BEARS	13	132	10.2	24	2
11/13/16	at Titans	6	156	26.0	46	0
11/28/16	at Eagles	5	113	22.6	50	2
12/11/16	SEAHAWKS	4	104	26.0	66t	1
11/19/17	RAVENS	8	126	15.8	33	0
10/07/18	at Lions	9	140	15.6	30	1
10/15/18	49ERS	10	132	13.2	38	2
10/28/18	at Rams	5	133	26.6	48	0
11/15/18	at Seahawks	10	166	16.6	57	0
12/16/18	at Bears	8	119	14.9	28	0
09/15/19	VIKINGS	7	106	15.1	39	0
09/26/19	EAGLES	10	180	18.0	58	0
11/10/19	PANTHERS	7	118	16.9	38	0
12/15/19	BEARS	7	103	14.7	34	1
12/23/19	at Vikings	13	116	8.9	18	0
09/13/20	at Vikings	14	156	11.1	40	2
10/25/20	at Texans	13	196	15.1	45t	2
11/05/20	at 49ers	10	173	17.3	49	1
11/22/20	at Colts	7	106	15.1	33	1
12/06/20	EAGLES	10	121	12.1	42	2
12/13/20	at Lions	7	115	16.4	56t	1
12/27/20	TITANS	11	142	12.9	32	3
09/20/21	LIONS	8	121	15.1	50	0
09/26/21	at 49ers	12	132	11.0	25	1
10/10/21	at Bengals	11	206	18.7	59	1

100-YARD RECEIVING GAMES (4): POSTSEASON

DATE	TEAM	NO.	YDS.	AVG.	LG	TD
01/11/15	COWBOYS	7	117	16.7	46t	1
01/08/17	GIANTS	8	125	15.6	31	1
01/12/20	SEAHAWKS	8	160	20.0	40t	2
01/19/20	at 49ers	9	138	15.3	65	0

NFL debut: at Seattle, 9/4/14**First NFL start:** vs. Minnesota, 10/2/14**First NFL reception:** vs. N.Y. Jets, 9/14/14 (4 yards, A.Rodgers)**First NFL TD reception:** vs. Minnesota, 10/2/14 (11 yards, A.Rodgers)**CAREER TRANSACTIONS**

2014 - Selected by Green Bay Packers in the second round (53rd overall) of '14 NFL Draft, May 9...Signed first contract, June 12.
 2017 - Signed contract extension, Dec. 29.

2021 GXG REGULAR SEASON (PACKERS)

		RECEIVING					
DATE	OPPONENT	P/S	NO.	YDS.	AVG.	LG	TD
09/12	at Saints	S	5	56	11.2	31	0
09/20	Lions	S	8	121	15.1	50	0
09/26	at 49ers	S	12	132	11.0	25	1
10/03	Steelers	S	6	64	10.7	21	0
10/10	at Bengals	S	11	206	18.7	59	1
10/17	at Bears	S	4	89	22.3	41	0
10/24	Washington	S	6	76	12.7	26	1
2021 TOTALS		7-7	52	744	14.3	59	3

JAIRE ALEXANDER

23

CORNERBACK
LOUISVILLE

Fourth NFL Season | Fourth Packers Season



Ht: 5-10 | Wt: 196 | Born: February 9, 1997 | NFL Games Played/Started: 48/46 | Acquired: D1-18

AT A GLANCE

- » After leading the team in passes defended for the third straight season (13, 23, 15), was named to his first career Pro Bowl, earned second-team All-Pro honors from *The Associated Press* and was selected to the All-NFC team by the Pro Football Writers of America in 2020.
- » Named a Pro Bowl alternate after starting all 16 games and posting a career-high 23 passes defended in 2019. Also started both postseason contests and ranked No. 2 on the team with 13 tackles (10 solo).
- » Was named to the PFWA's All-Rookie team in 2018, becoming just the second Packers CB to be honored since 1974 (CB Casey Hayward, 2012).
- » Appeared in 13 games with 11 starts as a rookie and ranked No. 2 on the team with 76 tackles (61 solo) while adding a half-sack, three tackles for a loss, an interception and a QB pressure.
- » In Week 8 at the Los Angeles Rams, finished with five passes defended, the most by a Green Bay defender during the 2018 season.
- » Earned second-team All-Atlantic Coast Conference recognition as a sophomore in 2016 after posting a team-high five INTs (tied for No. 11 in the country) along with a career-best 39 tackles (31 solo) and 14 passes defended.

2021 SEASON: Started the first four contests, posting 13 tackles (nine solo), an interception and three passes defended...Voted a captain by his teammates for the first time in his career...Suffered a shoulder injury in Week 4 and was placed on injured reserve on Oct. 9...**At New Orleans (Sept. 12):** Started and tied for the second-most snaps played on defense (56), recording four tackles (two solo)...**vs. Detroit (Sept. 20):** Tied for No. 4 on the team with four tackles (three solo)...**At San Francisco (Sept. 26):** Tied for No. 3 on the team with five tackles (four solo), led the team with a season-high three passes defended and posted first interception of the season, picking off QB Jimmy Garoppolo and returning the INT 30 yards to the SF 32-yard line in the second quarter. It was the second-longest INT return of his career (37 yards at Dallas, Oct. 6, 2019)...**vs. Pittsburgh (Oct. 3):** Started and played 36 snaps before a shoulder injury sidelined him late in the third quarter.

REGULAR-SEASON COMPARISON: DEFENSIVE - ARIZONA CARDINALS

DATE	OPP	TACKLES											MISC			
		W/L	GP/GS	TOT	SOLO	ASST	SACK	YDS.	INT	TFL	PD	QBH	TD	FF	FR	
12/2/18	GB vs. ARZ	L	S	1	1	0	0.0	0.0	0	0	1	0	0	0	0	
TOTALS		0/1	1/1	1	1	0	0.0	0.0	0	0	1	0	0	0	0	

JAIRE ALEXANDER'S NFL REGULAR-SEASON DEFENSIVE STATISTICS

YEAR	TEAM	GP	GS	TACKLES					INTERCEPTIONS							ST			MISC								
				TK	S	A	TFL	YDS	SK	YDS	QBH	NO	YDS	LG	TD	PD	FF	FR	TD	YDS	TK	S	A	FF	FR	S	A
2018	Packers	13	11	76	61	15	3	27	0.5	3.0	1	1	27	27	0	15	0	0	0	0	2	2	0	0	2	0	0
2019	Packers	16	16	63	41	22	2	4	0.0	0.0	0	2	37	37	0	23	1	1	0	0	0	0	0	0	0	0	0
2020	Packers	15	15	51	40	11	2	6	1.0	4.0	1	1	4	0	13	1	0	0	0	0	0	0	0	0	0	0	0
2021	Packers	4	4	13	9	4	0	0	0.0	0.0	0	1	30	30	0	3	0	0	0	0	0	0	0	0	0	0	0
NFL TOTALS		48	46	203	151	52	7	37	1.5	7.0	2	5	90	37	0	54	2	1	0	0	2	2	0	0	2	0	0

JAIRE ALEXANDER'S NFL POSTSEASON DEFENSIVE STATISTICS

YEAR	TEAM	GP	GS	TACKLES					INTERCEPTIONS							ST			MISC									
				TK	S	A	TFL	YDS	SK	YDS	QBH	NO	YDS	LG	TD	PD	FF	FR	TD	YDS	TK	S	A	FF	FR	S	A	
2019	Packers	2	2	13	10	3	0	0	0.0	0.0	0	0	0	0	0	1	0	0	0	0	0	0	0	0	0	0	0	0
2020	Packers	2	2	4	3	1	1	3	0.0	0.0	0	2	16	16	0	3	0	0	0	0	0	0	0	0	0	0	0	0
NFL TOTALS		4	4	17	13	4	1	3	0.0	0.0	0	2	16	16	0	4	0	0	0	0	0	0	0	0	0	0	0	0

SINGLE-GAME HIGHS: DEFENSIVE

Total Tackles	12 vs. Atlanta Falcons, Dec 09, 2018 10 vs. Minnesota Vikings, Sep 16, 2018	Tackles For Loss	1 at New Orleans Saints, Sep 27, 2020 1 at Minnesota Vikings, Sep 13, 2020
Sacks	1.0 at Minnesota Vikings, Sep 13, 2020 0.5 vs. Minnesota Vikings, Sep 16, 2018	Interceptions	...5 more at 1. 1 at San Francisco 49ers, Sep 26, 2021 1 at Minnesota Vikings, Sep 13, 2020
Passes Defended	5 at Los Angeles Rams, Oct 28, 2018 4 vs. Minnesota Vikings, Sep 15, 2019	Interception Return Yards	...3 more at 1. 37 at Dallas Cowboys, Oct 06, 2019
Forced Fumbles	1 at Chicago Bears, Jan 03, 2021 1 vs. Denver Broncos, Sep 22, 2019	Safeties	27 vs. Buffalo Bills, Sep 30, 2018 1 at Minnesota Vikings, Sep 13, 2020
Fumble Recoveries	1 vs. Denver Broncos, Sep 22, 2019		

NFL debut: vs. Chicago, 9/9/18

First NFL start: at Washington, 9/23/18

First NFL sack: vs Minnesota, 9/16/18 (½, K.Cousins)

First NFL interception: vs. Buffalo, 9/30/18 (J.Allen)

CAREER TRANSACTIONS

2018 - Selected by Green Bay Packers in the first round (18th overall) of '18 NFL Draft, April 26 (pick obtained from Seattle along with

a seventh-round choice for Packers' first-round pick that was originally obtained from New Orleans and a third-round choice and sixth-round pick)...Signed first contract, May 7.

2021 GXG REGULAR SEASON (PACKERS)

DATE	OPPONENT	P/S	TK	S	A	SK	YDS	INT	PD	FF	FR	TD
09/12	at Saints	S	4	2	0	0	0.0	0	0	0	0	0
09/20	Lions	S	4	3	1	0	0.0	0	0	0	0	0
09/26	at 49ers	S	5	4	1	0	0.0	1	3	0	0	0
10/03	Steelers	S	0	0	0	0	0.0	0	0	0	0	0
10/10	at Bengals											
10/17	at Bears											
10/24	Washington											
2021 TOTALS		4-4	13	9	4	0	0.0	1	3	0	0	0

ADRIAN AMOS

31

SAFETY
PENN STATE

Seventh NFL Season | Third Packers Season



Ht: 6-0 | Wt: 214 | Born: April 29, 1993 | NFL Games Played/Started: 99/95 | Acquired: UFA (Chi.)-19

AT A GLANCE

- » In both of his first two years with the Packers (2019-20), has registered 80-plus tackles (87, 83), 60-plus solo tackles (64, 65), eight-plus passes defended (eight, nine) and multiple interceptions (two, two) while starting all 32 contests.
- » Finished the 2020 regular season ranked No. 1 on the team in both tackles (83) and solo tackles (65), tied for No. 2 and tied a career high in INTs (two), and ranked No. 3 on the team and set a career high in passes defended (nine) while also posting career highs in sacks (two) and QB hits (three).
- » Named an alternate for the Pro Bowl in 2019 after starting all 16 games and finishing No. 3 on the team with 87 tackles (64 solo) in his first season with the Packers.
- » Played in 60 games with 56 starts for the Chicago Bears over four seasons (2015-18), recording 305 tackles (244 solo), 17 passes defended, three interceptions, three forced fumbles, three fumble recoveries, 13 tackles for a loss, two sacks and six tackles on special teams. The Bears finished in the top 10 in the NFL in points allowed in each of his final two seasons (No. 1 in 2018 and No. 9 in 2017).
- » Named to PFWA's All-Rookie team in 2015 after he became the first Bears rookie to lead the team in tackles (based on coaches' review) since LB Brian Urlacher in 2000.
- » In 49 career games (38 starts) at Penn State, notched 149 tackles, seven interceptions, 19 pass breakups, three sacks and nine tackles for a loss and earned All-Big Ten honorable mention three times.

2021 SEASON: Has started all seven contests and ranks No. 2 on the team with 47 tackles and 39 solo tackles...Also has an interception and three passes defended...**At New Orleans (Sept. 12):** Started and set team highs in defensive snaps played (60) and total tackles (nine) while tying for the team lead in solo tackles (seven)...**Vs. Detroit (Sept. 20):** Finished No. 2 on the team with a season-high 10 tackles (nine solo) while playing all 57 defensive snaps. It was the fifth 10-plus tackle game of his career and second as a Packer...**At San Francisco (Sept. 26):** One of five GB defenders to play all 70 snaps on defense and tied for No. 3 on the team with five tackles (all solo)...**Vs. Pittsburgh (Oct. 3):** One of four GB defenders to play on all 60 snaps, posting five tackles (three solo)...**At Cincinnati (Oct. 10):** Tied for the team lead with eight tackles (six solo) while also recording a pass defended and intercepting QB Joe Burrow on the first drive of the third quarter on a deep ball to give the Packers the ball at their own 18-yard line. Green Bay's ensuing drive resulted in a 44-yard field goal by Mason Crosby to extend the lead to 19-14...**At Chicago (Oct. 17):** One of three players to play all 61 defensive snaps, recording three tackles (all solo)...**Vs. Washington (Oct. 24):** Finished tied for No. 3 on the team with six tackles (all solo) and led the Packers with two passes defended. With WFT on the GB 3-yard line, recorded a pass defended defending TE Ricky Seals-Jones in the end zone on fourth-and-2 with just over a minute left in the third quarter.

REGULAR-SEASON COMPARISON: DEFENSIVE - ARIZONA CARDINALS

DATE	OPP	W/L	GP/GS	TOT	TACKLES							MISC					
					SOLO	ASST	SACK	YDS.	INT	TFL	PD	QBH	TD	FF	FR		
9/20/15	CHI vs. ARZ	L	S	7	4	3	0.0	0.0	0	0	0	0	0	0	0	0	0
9/23/18	CHI @ ARZ	W	S	5	4	1	0.0	0.0	0	0	0	0	0	0	0	0	0
TOTALS		1/1	2/2	12	8	4	0.0	0.0	0	0	0	0	0	0	0	0	0

ADRIAN AMOS' NFL REGULAR-SEASON DEFENSIVE STATISTICS

YEAR	TEAM	GP	GS	TK	S	TACKLES							INTERCEPTIONS							ST		MISC								
						A	TFL	YDS	SK	YDS	QBH	NO	YDS	LG	TD	PD	FF	FR	TD	YDS	TK	S	A	FF	FR	S	A			
2015	Bears	16	16	108	78	30	2	8	1.0	7.0	1	0	0	0	2	0	0	0	0	0	0	0	0	0	0	0	0	0	0	0
2016	Bears	15	14	60	50	10	3	8	0.0	0.0	0	0	0	0	4	1	1	0	21	3	30	0	0	0	0	0	0	0	0	0
2017	Bears	13	10	66	59	7	6	11	0.0	0.0	0	1	90	90	1	3	2	1	0	4	2	20	0	0	0	0	0	0	0	0
2018	Bears	16	16	71	57	14	2	4	1.0	2.0	1	2	27	26	0	8	0	1	15	1	10	0	0	0	0	0	0	0	0	0
2019	Packers	16	16	87	64	23	6	8	1.0	4.0	1	2	12	9	0	8	0	0	0	3	30	0	0	0	0	0	0	0	0	0
2020	Packers	16	16	83	65	18	4	17	2.0	12.0	3	2	47	24	0	9	0	1	0	0	0	0	0	0	0	0	0	0	0	0
2021	Packers	7	7	47	39	8	0	0	0.0	0.0	0	1	0	0	0	3	0	0	0	0	0	0	0	0	0	0	0	0	0	0
NFL TOTALS		99	95	522	412	110	23	56	5.0	25.0	6	8	176	90	1	37	3	4	0	40	9	9	0	0	0	0	0	0	0	0

ADRIAN AMOS' NFL POSTSEASON DEFENSIVE STATISTICS

YEAR	TEAM	GP	GS	TK	S	TACKLES							INTERCEPTIONS							ST		MISC								
						A	TFL	YDS	SK	YDS	QBH	NO	YDS	LG	TD	PD	FF	FR	TD	YDS	TK	S	A	FF	FR	S	A			
2018	Bears	1	1	6	5	1	0	0	0.0	0.0	0	1	0	0	0	2	0	0	0	0	0	0	0	0	0	0	0	0	0	0
2019	Packers	2	2	6	3	0	0	0	0.0	0.0	0	0	0	0	1	0	0	0	0	0	0	0	0	0	0	0	0	0	0	0
2020	Packers	2	2	8	6	2	0	0	0.0	0.0	0	1	0	0	1	0	0	0	0	0	0	0	0	0	0	0	0	0	0	0
NFL TOTALS		5	5	20	14	6	0	0	0.0	0.0	0	2	0	0	0	4	0	0	0	0	0	0	0	0	0	0	0	0	0	0

SINGLE-GAME HIGHS: DEFENSIVE

Total Tackles	11 at Minnesota Vikings, Dec 31, 2017 11 vs. Detroit Lions, Oct 02, 2016 ...1 more at 11.	Fumble Recoveries	1 at Houston Texans, Oct 25, 2020 1 vs. Detroit Lions, Nov 11, 2018 ...2 more at 1.
Sacks	1.0 vs. Carolina Panthers, Dec 19, 2020 1.0 at Houston Texans, Oct 25, 2020 ...3 more at 1.0.	Tackles For Loss	2 vs. Minnesota Vikings, Sep 15, 2019 2 at Minnesota Vikings, Dec 31, 2017 ...1 more at 2.
Passes Defensed	3 vs. Carolina Panthers, Dec 19, 2020 2 vs. Washington Football Team, Oct 24, 2021 ...4 more at 2.	Interceptions	1 at Cincinnati Bengals, Oct 10, 2021 1 at Chicago Bears, Jan 03, 2021 ...6 more at 1.
Forced Fumbles	1 at Philadelphia Eagles, Nov 26, 2017 1 at New Orleans Saints, Oct 29, 2017 ...1 more at 1.	Interception Return Yards	90 at Baltimore Ravens, Oct 15, 2017 26 vs. Minnesota Vikings, Nov 18, 2018

NFL debut/first start: vs. Green Bay, 9/13/15
First NFL interception: at Baltimore, 10/15/17 (J.Flacco)
First NFL sack: vs. Denver, 11/22/15 (B.Osweiler)
Touchdowns: at Baltimore, 10/15/17, 90-yard INT return (J.Flacco)

CAREER TRANSACTIONS

2015 - Selected by Chicago Bears in the fifth round (142nd overall) of '15 NFL Draft, May 2...Signed first contract, May 8.
 2019 - Signed by Green Bay Packers as unrestricted free agent, March 14.

2021 GXG REGULAR SEASON (PACKERS)

DATE	OPPONENT	P/S	TK	S	A	SK	YDS	INT	PD	FF	FR	TD
09/12	at Saints	S	9	7	2	0.0	0.0	0	0	0	0	0
09/20	Lions	S	10	9	1	0.0	0.0	0	0	0	0	0
09/26	at 49ers	S	5	5	0	0.0	0.0	0	0	0	0	0
10/03	Steelers	S	5	3	2	0.0	0.0	0	0	0	0	0
10/10	at Bengals	S	9	6	3	0.0	0.0	1	1	0	0	0
10/17	at Bears	S	3	3	0	0.0	0.0	0	0	0	0	0
10/24	Washington	S	6	6	0	0.0	0.0	0	2	0	0	0
2021 TOTALS			7-7	47	39	8	0.0	0.0	1	3	0	0

DAVID BAKHTIARI

69

TACKLE
COLORADO

Ninth NFL Season | Ninth Packers Season



Ht: 6-4 | Wt: 310 | Born: September 30, 1991 | NFL Games Played/Started: 118/118 | Acquired: D4a-13

AT A GLANCE

- » Earned first-team All-Pro honors from *The Associated Press* in 2020, his second time receiving first-team recognition in the last three seasons as he became the only tackle in the league to earn first-team or second-team recognition each of the last five seasons (2016-20).
- » Is one of just two Green Bay offensive tackles in team history (Forrest Gregg, 1962-67) to earn AP All-Pro recognition in five-plus consecutive seasons.
- » Was named to his third career Pro Bowl last season (also 2016 and 2019), his second straight year as an original selection.
- » When he earned first-team AP All-Pro honors in 2018, became the first Packers offensive tackle to earn first-team recognition since Gregg in 1967.
- » Has started all 118 regular-season games he has appeared in at LT since entering the league in 2013. Has opened all 16 regular-season games in five of his eight seasons in the NFL.
- » In 2013, became the first rookie to start every game at LT for Green Bay since the league went to a 16-game schedule in 1978.

2021 SEASON: Placed on reserve/physically unable to perform list on Aug. 31.

DAVID BAKHTIARI'S NFL REGULAR-SEASON STATISTICS

DATE	TEAM	GP	GS
2013	Packers	16	16
2014	Packers	16	16
2015	Packers	14	14
2016	Packers	16	16
2017	Packers	12	12
2018	Packers	16	16
2019	Packers	16	16
2020	Packers	12	12
NFL TOTALS		118	118

DAVID BAKHTIARI'S NFL POSTSEASON STATISTICS

DATE	TEAM	GP	GS
2013	Packers	1	1
2014	Packers	2	2
2015	Packers	1	1
2016	Packers	3	3
2019	Packers	2	2
NFL TOTALS		9	9

NFL debut/first start: at San Francisco, 9/8/13

CAREER TRANSACTIONS

2013 - Selected by Green Bay Packers as first of three choices in the fourth round (129th overall) of '13 NFL Draft, April 27...Signed first contract, May 10.

2016 - Signed contract extension, Sept. 13.

2020 - Signed contract extension, Nov. 14.

2021 - Placed on reserve/physically unable to perform, Aug. 31.




KRYS BARNES

51

LINEBACKER
UCLA

Second NFL Season | Second Packers Season



Ht: 6-2 | Wt: 229 | Born: April 2, 1998 | NFL Games Played/Started: 19/14 | Acquired: FA-20

AT A GLANCE

- » Played in 13 games with 10 starts as a rookie in 2020, leading NFL undrafted rookies with 78 tackles (47 solo) and five tackles for a loss. Also started both of the team's playoff games, leading the Packers with 13 tackles (eight solo).
- » Became just the third undrafted player since 2000 to record 75-plus tackles as a rookie (Paul Worrilow and Joplo Bartu, 2013).
- » Played in 43 games with 31 starts in his four seasons at UCLA, recording 212 tackles (139 solo), 21 tackles for a loss, five sacks, a forced fumble, two interceptions and 15 passes defended.
- » Was presented the Kenneth S. Washington Most Outstanding Senior Award at UCLA's team banquet following the 2019 season.
- » Attended Liberty High School in Bakersfield, Calif., where he was a teammate of Packers QB Jordan Love. Was named to the *PrepStar* Dream Team and was selected to the *Tacoma News-Tribune's* Western 100 as a senior.

2021 SEASON: Has started four of the six games he has appeared in at ILB, logging 22 tackles (16 solo), a sack, a fumble recovery and a tackle on special teams...**At New Orleans (Sept. 12):** Started and finished with eight tackles (seven solo), which was the third-highest total for his career and was good for second on the team behind S Adrian Amos' nine tackles...**Vs. Detroit (Sept. 20):** Started and recorded four solo tackles and recovered a fumbled snap from Lions QB Jared Goff late in the third quarter, which set the Green Bay offense up at the DET 23 yard-line and led to a Packers TD to extend the lead...**At San Francisco (Sept. 26):** Made three tackles (one solo) before exiting the game with a concussion in the second quarter...**At Pittsburgh (Oct. 3):** Inactive (concussion)...**At Cincinnati (Oct. 10):** Returned from his one-game absence and played on 23 snaps. Logged his first sack of the season, taking down QB Joe Burrow for a loss of 8 yards in the first quarter. Finished with six tackles (three solo), a sack and a QB hit...**At Chicago (Oct. 17):** Started and played 13 snaps, recording a solo tackle...**Vs. Washington (Oct. 24):** Played on 17 defensive snaps, 13 special teams snaps and recorded a special teams tackle.

KRYS BARNES' NFL REGULAR-SEASON DEFENSIVE STATISTICS

YEAR	TEAM	GP	GS	TK	S	A	TACKLES					INTERCEPTIONS					ST			MISC													
							TFL	YDS	SK	YDS	QBH	NO	YDS	LG	TD	PD	FF	FR	TD	YDS	TK	S	A	FF	FR	S	A						
2020	Packers	13	10	78	47	31	5	15	1.0	5.0	1	0	0	0	0	0	1	0	0	2	2	0	0	0	0	0	0	0	0	0	0	0	
2021	Packers	6	4	22	16	6	1	8	1.0	8.0	1	0	0	0	0	0	0	0	1	0	0	1	1	0	0	1	1	0	0	0	0	0	0
NFL TOTALS		19	14	100	63	37	6	23	2.0	13.0	2	0	0	0	0	0	1	1	0	2	2	0	1	1	0	3	3	0	0	0	0	0	0

KRYS BARNES' NFL POSTSEASON DEFENSIVE STATISTICS

YEAR	TEAM	GP	GS	TK	S	A	TACKLES					INTERCEPTIONS					ST			MISC												
							TFL	YDS	SK	YDS	QBH	NO	YDS	LG	TD	PD	FF	FR	TD	YDS	TK	S	A	FF	FR	S	A					
2020	Packers	2	2	13	8	5	0	0	0.0	0.0	0	0	0	0	0	1	0	0	0	0	0	0	0	0	0	0	0	0	0	0	0	0
NFL TOTALS		2	2	13	8	5	0	0	0.0	0.0	0	0	0	0	0	1	0	0	0	0	0	0	0	0	0	0	0	0	0	0	0	0

SINGLE-GAME HIGHS: DEFENSIVE

Total Tackles 14 at Chicago Bears, Jan 03, 2021
10 at Tampa Bay Buccaneers, Oct 18, 2020
Sacks 1.0 at Houston Texans, Oct 25, 2020
Forced Fumbles 1 vs. Carolina Panthers, Dec 19, 2020

Fumble Recoveries 1 vs. Detroit Lions, Sep 20, 2021
Tackles For Loss 2 at Minnesota Vikings, Sep 13, 2020
1 at Chicago Bears, Jan 03, 2021
...2 more at 1.
Special Teams Tackles 1 at New Orleans Saints, Sep 27, 2020
1 at Minnesota Vikings, Sep 13, 2020

NFL debut/first start: at Minnesota, 9/13/20.
First NFL sack: at Houston, 10/25/20 (D.Watson)

CAREER TRANSACTIONS

2020 - Signed by Green Bay Packers as undrafted free agent, April 30...Signed by Packers to practice squad, Sept. 6...Signed from practice squad to active roster, Sept. 12...Placed on reserve/COVID-19 list, Nov. 6...Activated from reserve/COVID-19 list, Dec. 2.

2021 GXG REGULAR SEASON (PACKERS)

DATE	OPPONENT	P/S	TK	S	A	SK	YDS	INT	PD	FF	FR	TD
09/12	at Saints	S	8	7	1	0	0	0	0	0	0	0
09/20	Lions	S	4	4	0	0	0	0	0	0	0	1
09/26	at 49ers	S	3	1	2	0	0	0	0	0	0	0
10/03	Steelers	ON INACTIVE LIST										
10/10	at Bengals	P	6	3	3	1	8	0	0	0	0	0
10/17	at Bears	S	1	1	0	0	0	0	0	0	0	0
10/24	Washington	P	0	0	0	0	0	0	0	0	0	0
2021 TOTALS		6-4	22	16	6	1	8	0	0	0	1	0

HENRY BLACK

41

SAFETY
BAYLOR

Second NFL Season | Second Packers Season



Ht: 6-0 | Wt: 204 | Born: January 3, 1997 | NFL Games Played/Started: 15/0 | Acquired: FA-20

AT A GLANCE

- » Appeared in eight regular-season games and both postseason contests as a rookie. Finished the regular season ranked No. 5 on the team with five special teams tackles and led the team with four special teams tackles in the playoffs.
- » Played in 52 games with 24 starts in four seasons (2016-19) at Baylor and registered 119 tackles (77 solo), four tackles for a loss, two sacks, two forced fumbles and eight passes defended for his career.
- » Started all 14 contests as a senior in 2019, finishing with a career-high 62 tackles (40 solo), a tackle for a loss, a forced fumble, an INT and six passes defended.
- » Earned Class 4A all-state honorable mention at CB as a senior in 2014 at Woodlawn High School (Shreveport, La.). Earned first-team all-district recognition at CB and second-team honors at WR as a senior.

2021 SEASON: Has appeared in all seven games and leads the team with five special teams tackles...**At New Orleans (Sept. 12):** Appeared on a career-high 14 defensive snaps and also 19 plays on special teams...**Vs. Detroit (Sept. 20):** Logged 16 snaps on special teams and recorded a tackle...**At San Francisco (Sept. 26):** Played on 13 defensive snaps, recording one tackle (assist). Also logged two tackles on special teams...**Vs. Pittsburgh (Oct. 3):** Played on 16 defensive snaps and 16 on special teams...**At Cincinnati (Oct. 10):** Played on 19 defensive snaps, recording one tackle (assist). Also played on 22 special teams snaps, posting two tackles (both assists)...**At Chicago (Oct. 17):** Played on a season-high 37 defensive snaps and recorded a career-high four tackles (all solo)...**Vs. Washington (Oct. 24):** Played on 17 defensive snaps and recorded two tackles (both assisted). Also played on 12 special teams snaps and had a tackle.

HENRY BLACK'S NFL REGULAR-SEASON DEFENSIVE STATISTICS

YEAR	TEAM	GP	GS	TACKLES					INTERCEPTIONS							ST			MISC							
				TK	S	A	TFL	YDS	SK	YDS	QBH	NO	YDS	LG	TD	PD	FF	FR	TD	YDS	TK	S	A	FF	FR	S
2020	Packers	8	0	3	3	0	0	0.0	0.0	0	0	0	0	0	0	1	0	0	0	5	3	2	0	0	0	0
2021	Packers	7	0	8	6	2	0	0	0.0	0.0	0	0	0	0	0	0	0	0	5	4	1	0	0	0	0	
NFL TOTALS		15	0	11	9	2	0	0	0.0	0.0	0	0	0	0	0	1	0	0	10	7	3	0	0	0	0	

HENRY BLACK'S NFL POSTSEASON DEFENSIVE STATISTICS

YEAR	TEAM	GP	GS	TACKLES					INTERCEPTIONS							ST			MISC						
				TK	S	A	TFL	YDS	SK	YDS	QBH	NO	YDS	LG	TD	PD	FF	FR	TD	YDS	TK	S	A	FF	FR
2020	Packers	2	0	0	0	0	0	0.0	0.0	0	0	0	0	0	0	0	0	0	4	2	2	0	0	0	0
NFL TOTALS		2	0	0	0	0	0	0.0	0.0	0	0	0	0	0	0	0	0	0	4	2	2	0	0	0	0

NFL Debut: at Houston, 10/25/21

CAREER TRANSACTIONS

2020 - Signed by Green Bay Packers as undrafted free agent, April 30...Released by Packers Sept. 5...Signed by Packers to practice squad, Sept. 6...Elevated from practice squad to active roster for gameday, Oct. 24...Elevated from practice squad to active roster for gameday, Oct. 31...Elevated from practice squad to active roster for gameday as a COVID-19 replacement, Nov. 5...Elevated from practice squad to active roster for gameday as a COVID-19 replacement, Nov. 14...Signed from practice squad to active roster, Dec. 8.

2021 GXG REGULAR SEASON (PACKERS)

DATE	OPPONENT	P/S	TK	S	A	SK	YDS	INT	PD	FF	FR	TD
09/12	at Saints	P	0	0	0	0	0.0	0	0	0	0	0
09/20	Lions	P	0	0	0	0	0.0	0	0	0	0	0
09/26	at 49ers	P	1	0	1	0	0.0	0	0	0	0	0
10/03	Steelers	P	0	0	0	0	0.0	0	0	0	0	0
10/10	at Bengals	P	1	0	1	0	0.0	0	0	0	0	0
10/17	at Bears	P	4	4	0	0	0.0	0	0	0	0	0
10/24	Washington	P	2	2	0	0	0.0	0	0	0	0	0
2021 TOTALS		7-0	8	6	2	0	0.0	0	0	0	0	0

COREY BOJORQUEZ

7

PUNTER
NEW MEXICO

Fourth NFL Season | First Packers Season



Ht: 6-0 | Wt: 217 | Born: September 13, 1996 | NFL Games Played/Started: 47/0 | Acquired: T-21 (via LAR)

AT A GLANCE

Has played in 47 career games with the Buffalo Bills (40 games) and the Green Bay Packers. For his career, has a 45.0 avg. on 187 punts with 81 punts inside the 20 yard-line. In 2020, led the NFL in gross yards per punt (50.8), which was tied for fourth-best mark in league history. Posted a career-long 82-yard punt in Week 6 of 2021, the longest punt recorded in the NFL since Andy Lee also hit an 82-yarder in 2008 and also broke his previous longest punt of 72-yards set in 2020 when he was a member of the Buffalo Bills.

2021 SEASON: Has played in all seven games and has punted 21 times for 992 yards (47.2 gross avg., 42.8 net avg.) with seven punts downed inside the 20...Ranks No. 6 in the NFL in net punting avg. and No. 10 in gross avg...**At New Orleans (Sept. 12):** In his Packers debut, punted four times for 176 yards (44.0 gross avg., 40.8 net avg.), including a long of 59 and one punt inside the 20...**Vs. Detroit (Sept. 20):** Punted three times for 140 yards (46.7 avg.) with a long of 56 and two inside the 20...**At San Francisco (Sept. 26):** Punted three times for 164 yards (54.7 gross avg., 47.0 net avg.), including a season-long punt of 63 yards...**Vs. Pittsburgh (Oct. 3):** Punted three times for 138 yards (46.0 gross avg., 41.3 net avg.), including a long of 57 and one punt downed inside the 20...**At Cincinnati (Oct. 10):** Punted twice for 67 yards (33.5 gross avg., 32.5 net avg.) with one pinned inside the 20...**At Chicago (Oct. 17):** Nailed a career-long 82-yard punt in the third quarter, the longest punt recorded in the NFL since Andy Lee also hit an 82-yarder in 2008. It was also the second-longest punt in team history behind Don Chandler's 90-yard punt in 1965. Finished the game with three punts for 168 yards (56.0 net avg., 45.7 gross avg.), his best net average of the season...**Vs. Washington (Oct. 24):** Punted three times for 139 yards (46.3 gross avg., 46.3 net avg.) with one downed inside the 20 at the Washington 3-yard line.

REGULAR-SEASON COMPARISON: PUNTING - ARIZONA CARDINALS

DATE	OPP	W/L	GP/GS	NO.	YDS.	AVG.	TB	I20	LG	
11/15/20	BUF @ ARZ	L	P	4	186	46.5	1	1	61	
TOTALS			0/1	1/0	4	186	46.5	1	1	61

COREY BOJORQUEZ'S NFL REGULAR-SEASON PUNTING STATISTICS

DATE	TEAM	GP	NO.	YDS.	AVG.	OPP. RET.	YDS.	NET YDS.	AVG.	TB	IN20	LG	BK
2018	Bills	8	46	2,028	44.1	20	137	1,811	38.5	4	22	60	1
2019	Bills	16	79	3,313	41.9	18	157	3,016	37.7	7	34	67	1
2020	Bills	16	41	2,082	50.8	16	138	1,804	44.0	7	18	72	0
2021	Packers	7	21	992	47.2	8	73	899	42.8	1	7	82	0
NFL TOTALS		47	187	8,415	45.0	62	505	7,530	39.8	19	81	82	2

COREY BOJORQUEZ'S NFL POSTSEASON PUNTING STATISTICS

DATE	TEAM	GP	NO.	YDS.	AVG.	OPP. RET.	YDS.	NET YDS.	AVG.	TB	IN20	LG	BK
2019	Bills	1	4	179	44.8	1	11	148	37.0	1	1	56	0
2020	Bills	3	11	483	43.9	2	14	449	40.8	1	5	58	0
NFL TOTALS		4	15	662	44.1	3	25	597	39.8	2	6	58	0

SINGLE-GAME HIGHS: PUNTER

Punts 8 at Green Bay Packers, Sep 30, 2018
8 at Baltimore Ravens, Sep 09, 2018

Gross Punting Yards 397 at Baltimore Ravens, Sep 09, 2018
348 at Green Bay Packers, Sep 30, 2018

Gross Punting Avg 68.0 at San Francisco 49ers, Dec 07, 2020
64.0 at Tennessee Titans, Oct 13, 2020

Net Punting Yards 343 at Baltimore Ravens, Sep 09, 2018
328 at Green Bay Packers, Sep 30, 2018
63.0 at Denver Broncos, Dec 19, 2020
58.0 vs. Los Angeles Rams, Sep 27, 2020

Longest Punts 82 at Chicago Bears, Oct 17, 2021
72 vs. Los Angeles Rams, Sep 27, 2020

Inside the 20 5 at Minnesota Vikings, Sep 23, 2018
4 vs. Kansas City Chiefs, Oct 19, 2020
...3 more at 4.

Pass Attempts 1 vs. Tennessee Titans, Oct 07, 2018

Rush Attempts 1 at Baltimore Ravens, Sep 09, 2018

Special Teams Tackles 1 at Tennessee Titans, Oct 13, 2020

SINGLE-GAME HIGHS - POSTSEASON: PUNTER

Punts 4 vs. Baltimore Ravens, Jan 16, 2021
4 vs. Indianapolis Colts, Jan 09, 2021
...1 more at 4.

Gross Punting Yards 188 vs. Indianapolis Colts, Jan 09, 2021
179 at Houston Texans, Jan 04, 2020

Gross Punting Avg 47.0 vs. Indianapolis Colts, Jan 09, 2021
47.0 vs. Indianapolis Colts, Jan 09, 2021
174 vs. Indianapolis Colts, Jan 09, 2021
148 at Kansas City Chiefs, Jan 24, 2021
...1 more at 148.

Net Punting Avg 49.3 at Kansas City Chiefs, Jan 24, 2021
43.5 vs. Indianapolis Colts, Jan 09, 2021

Longest Punts 58 vs. Indianapolis Colts, Jan 09, 2021
56 at Kansas City Chiefs, Jan 24, 2021
...1 more at 56.

Inside the 20 2 at Kansas City Chiefs, Jan 24, 2021
2 vs. Baltimore Ravens, Jan 16, 2021

Pass Attempts 1 at Houston Texans, Jan 04, 2020

2021 GXG REGULAR SEASON (PACKERS)

DATE	OPPONENT		NO.	YDS.	AVG.	OPP. RET.	YDS.	NET YDS.	AVG	TB	IN20	LG	BK
09/12	at Saints	P	4	176	44.0	1	13	163	40.8	0	1	59	0
09/20	Lions	P	3	140	46.7	1	10	130	43.3	0	2	56	0
09/26	at 49ers	P	3	164	54.7	2	23	141	47.0	0	1	63	0
10/03	Steelers	P	3	138	46.0	1	14	124	41.3	0	1	57	0
10/10	at Bengals	P	2	67	33.5	1	2	65	32.5	0	1	36	0
10/17	at Bears	P	3	168	56.0	2	11	137	45.7	1	0	82	0
10/24	Washington	P	3	139	46.3	0	0	139	46.3	0	1	53	0
2021 TOTALS		7	21	992	47.2	8	73	899	42.8	1	7	82	0

HUNTER BRADLEY

43

LONG SNAPPER
MISSISSIPPI STATE

Fourth NFL Season | Fourth Packers Season



Ht: 6-3 | Wt: 241 | Born: May 21, 1994 | NFL Games Played/Started: 55/0 | Acquired: D7b-18

AT A GLANCE

- » Has handled snapping duties in all 55 regular-season games in his three-plus seasons (2018-21) while also appearing in four playoff contests.
- » Recorded one special teams tackle in each of his first three seasons (2018-20).
- » Played in 41 career games for Mississippi State, serving as the primary long snapper since Week 2 of the 2015 season. The Bulldogs went to a bowl game all six seasons he was at MSU.
- » Participated in the 2018 East-West Shrine Game.
- » Entered college as a tight end, but suffered two knee injuries in his first two years and moved to long snapper.

2021 SEASON: Has handled the snapping duties on all punts, FG and XP attempts this season...**At New Orleans (Sept. 12):** Handled all snapping duties, including K Mason Crosby's 39-yard FG...**Vs. Detroit (Sept. 20):** Delivered snaps on all five of Crosby's XP makes...**At San Francisco (Sept. 26):** Handled all snapping duties, including Crosby's game-winning 51-yard FG as time expired...**Vs. Pittsburgh (Oct. 3):** Handled all snapping duties...**At Cincinnati (Oct. 10):** Handled all snapping duties, including Crosby's game-winning 49-yard FG in OT...**At Chicago (Oct. 17):** Handled all snapping duties...**Vs. Washington (Oct. 24):** Handled all snapping duties.

HUNTER BRADLEY'S NFL REGULAR-SEASON DEFENSIVE STATISTICS

YEAR	TEAM	GP	GS	TACKLES					INTERCEPTIONS							ST				MISC								
				TK	S	A	TFL	YDS	SK	YDS	QBH	NO	YDS	LG	TD	PD	FF	FR	TD	YDS	TK	S	A	FF	FR	S	A	
2018	Packers	16	0	0	0	0	0	0	0.0	0.0	0	0	0	0	0	0	0	0	0	0	0	1	1	0	0	0	0	0
2019	Packers	16	0	0	0	0	0	0	0.0	0.0	0	0	0	0	0	0	0	0	0	0	0	1	0	1	0	0	0	0
2020	Packers	16	0	0	0	0	0	0	0.0	0.0	0	0	0	0	0	0	0	0	0	0	0	1	0	1	0	0	0	0
2021	Packers	7	0	0	0	0	0	0	0.0	0.0	0	0	0	0	0	0	0	0	0	0	0	0	0	0	0	0	0	0
NFL TOTALS		55	0	0	0	0	0	0	0.0	0.0	0	0	0	0	0	0	0	0	0	0	3	1	2	0	0	0	0	0

HUNTER BRADLEY'S NFL POSTSEASON DEFENSIVE STATISTICS

YEAR	TEAM	GP	GS	TACKLES					INTERCEPTIONS							ST				MISC								
				TK	S	A	TFL	YDS	SK	YDS	QBH	NO	YDS	LG	TD	PD	FF	FR	TD	YDS	TK	S	A	FF	FR	S	A	
2019	Packers	2	0	0	0	0	0	0	0.0	0.0	0	0	0	0	0	0	0	0	0	0	0	0	0	0	0	0	0	0
2020	Packers	2	0	0	0	0	0	0	0.0	0.0	0	0	0	0	0	0	0	0	0	0	0	0	0	0	0	0	0	0
NFL TOTALS		4	0	0	0	0	0	0	0.0	0.0	0	0	0	0	0	0	0	0	0	0	0	0	0	0	0	0	0	0

NFL debut: vs. Chicago, 9/9/18

CAREER TRANSACTIONS

2018 - Selected by Green Bay Packers as second of three choices in the seventh round (239th overall) of '18 NFL Draft, April 29...Signed first contract, May 4.

2021 GXG REGULAR SEASON (PACKERS)

DATE	OPPONENT	P/S	TK	S	A	SK	YDS	INT	PD	FF	FR	TD
09/12	at Saints	P	0	0	0	0	0.0	0	0	0	0	0
09/20	Lions	P	0	0	0	0	0.0	0	0	0	0	0
09/26	at 49ers	P	0	0	0	0	0.0	0	0	0	0	0
10/03	Steelers	P	0	0	0	0	0.0	0	0	0	0	0
10/10	at Bengals	P	0	0	0	0	0.0	0	0	0	0	0
10/17	at Bears	P	0	0	0	0	0.0	0	0	0	0	0
10/24	Washington	P	0	0	0	0	0.0	0	0	0	0	0
2021 TOTALS		7-0	0	0	0	0	0.0	0	0	0	0	0

OREN BURKS

42

LINEBACKER
VANDERBILT

Fourth NFL Season | Fourth Packers Season



Ht: 6-3 | Wt: 233 | Born: March 21, 1995 | NFL Games Played/Started: 49/6 | Acquired: D3-18

AT A GLANCE

- » Has played in 49 games with six starts in his three-plus (2018-21) while also appearing in four playoff contests.
- » Has posted 25 tackles on special teams in his first three seasons, the most on the team from 2018-21.
- » In 2020, finished No. 2 on the team and set a career high (2018) with 10 special teams tackles during the regular season. Ranked No. 2 on the team in the postseason with three tackles on special teams.
- » Tied for No. 4 on the team in special teams tackles for the 2019 regular season (five), led the team in the 2019 postseason (three) and ranked No. 2 on the team with eight tackles on special teams as a rookie in 2018.
- » Played in 45 games with 40 starts in four seasons with the Commodores and registered 237 tackles (136 solo), 15½ tackles for a loss, 4½ sacks, five interceptions, 27 passes defended, two forced fumbles and three fumble recoveries. Played various positions throughout his collegiate career: inside linebacker in 2017, linebacker/safety hybrid in 2016, free safety in 2015 and safety in 2014.
- » Was a candidate for the Senior CLASS Award in 2017, a finalist for the Wooden Citizenship Cup in 2017 and a member of the Allstate-AFCA Good Works Team in 2016, which honored 12 Division I-A football players from across the country for their commitment to community service. Also served as president of the Vanderbilt Student-Athlete Advisory Committee in 2016-17.

2021 SEASON: Played in all seven games with two starts, recording 14 tackles (eight solo), a half-sack and three tackles on special teams...**At New Orleans (Sept. 12):** Appeared on seven defensive snaps and played 21 special teams snaps and logged one tackle...**Vs. Detroit (Sept. 20):** Played on 18 special teams snaps, logging a tackle...**At San Francisco (Sept. 26):** Was credited with a split sack of QB Jimmy Garoppolo with teammate Rashan Gary for a loss of 4 yards in the fourth quarter to force a third-and-long, marking his first career sack...**Vs. Pittsburgh (Oct. 3):** Played on 36 defensive snaps and logged a career-high six tackles (three solo), including a tackle for loss...**At Cincinnati (Oct. 10):** Started and played on 18 defensive snaps, recording two tackles (one solo) and a QB hit...**At Chicago (Oct. 17):** Played on 19 defensive snaps and logged a solo tackle...**Vs. Washington (Oct. 24):** Started and logged two tackles (one solo) in nine snaps of work.

REGULAR-SEASON COMPARISON: DEFENSIVE - ARIZONA CARDINALS

DATE	OPP	TACKLES												MISC			
		W/L	GP/GS	TOT	SOLO	ASST	SACK	YDS.	INT	TFL	PD	QBH	TD	FF	FR		
12/2/18	GB vs. ARZ	L	P	1	1	0	0.0	0.0	0	0	0	0	0	0	0	0	0
TOTALS		0/1	1/0	1	1	0	0.0	0.0	0	0	0	0	0	0	0	0	0

OREN BURKS' NFL REGULAR-SEASON DEFENSIVE STATISTICS

YEAR	TEAM	GP	GS	TACKLES							INTERCEPTIONS							ST				MISC						
				TK	S	A	TFL	YDS	SK	YDS	QBH	NO	YDS	LG	TD	PD	FF	FR	TD	YDS	TK	S	A	FF	FR	S	A	
2018	Packers	14	4	16	13	3	0	0	0.0	0.0	0	0	0	0	0	0	0	0	0	0	8	6	2	0	0	0	0	0
2019	Packers	12	0	8	4	4	0	0	0.0	0.0	0	0	0	0	0	0	0	0	0	0	5	4	1	0	0	0	0	0
2020	Packers	16	0	11	8	3	1	1	0.0	0.0	0	0	0	0	0	1	0	0	0	10	6	4	1	0	0	0	0	0
2021	Packers	7	2	14	8	6	1	0	0.5	2.0	2	0	0	0	0	0	0	0	0	3	2	1	0	0	0	0	0	0
NFL TOTALS		49	6	49	33	16	2	1	0.5	2.0	2	0	0	0	0	1	0	0	0	26	18	8	1	0	0	0	0	0

OREN BURKS' NFL POSTSEASON DEFENSIVE STATISTICS

YEAR	TEAM	GP	GS	TACKLES							INTERCEPTIONS							ST				MISC							
				TK	S	A	TFL	YDS	SK	YDS	QBH	NO	YDS	LG	TD	PD	FF	FR	TD	YDS	TK	S	A	FF	FR	S	A		
2019	Packers	2	0	3	0	3	0	0	0.0	0.0	0	0	0	0	0	0	0	0	0	0	3	2	1	0	0	0	0	0	0
2020	Packers	2	0	0	0	0	0	0	0.0	0.0	0	0	0	0	0	0	0	0	0	0	3	2	1	0	0	0	0	0	0
NFL TOTALS		4	0	3	0	3	0	0	0.0	0.0	0	0	0	0	0	0	0	0	0	6	4	2	0	0	0	0	0	0	

SINGLE-GAME HIGHS: DEFENSIVE

Total Tackles 6 vs. Pittsburgh Steelers, Oct 03, 2021
5 at San Francisco 49ers, Nov 05, 2020
Sacks 0.5 at San Francisco 49ers, Sep 26, 2021
Forced Fumbles 1 at Houston Texans, Oct 25, 2020

Tackles For Loss 1 vs. Pittsburgh Steelers, Oct 03, 2021
1 at San Francisco 49ers, Nov 05, 2020
Special Teams Tackles 2 vs. Detroit Lions, Sep 20, 2021
2 at Indianapolis Colts, Nov 22, 2020
...4 more at 2.
Special Teams Forced Fumbles 1 at New Orleans Saints, Sep 27, 2020

NFL debut: at Washington, 9/23/18
First NFL start: at Detroit, 10/7/18

CAREER TRANSACTIONS

2018 - Selected by Green Bay Packers in the third round (88th overall) of '18 NFL Draft, April 27...Signed first contract, May 17.

2021 GXG REGULAR SEASON (PACKERS)

DATE	OPPONENT	P/S	TK	A	SK	YDS	INT	PD	FF	FR	TD
09/12	at Saints	P	1	1	0	0.0	0	0	0	0	0
09/20	Lions	P	0	0	0	0.0	0	0	0	0	0
09/26	at 49ers	P	2	1	1	0.5	2	0	0	0	0
10/03	Steelers	P	6	3	3	0.0	0	0	0	0	0
10/10	at Bengals	S	2	1	1	0.0	0	0	0	0	0
10/17	at Bears	P	1	1	0	0.0	0	0	0	0	0
10/24	Washington	S	2	1	1	0.0	0	0	0	0	0
2021 TOTALS		7-2	14	8	6	0.5	2	0	0	0	0

DE'VONDRE CAMPBELL

59

LINEBACKER
MINNESOTA

Sixth NFL Season | First Packers Season



Ht: 6-3 | Wt: 232 | Born: July 1, 1993 | NFL Games Played/Started: 82/77 | Acquired: UFA-21

AT A GLANCE

- » First name pronounced "duh-VONN-dray"
- » Started all 16 games and totaled 99 tackles, a career-high seven tackles for loss, a career-high-tying 2.0 sacks, six passes defended and one forced fumble for the Cardinals in his lone season with the team in 2020.
- » Spent his first four seasons with Atlanta, playing in 59 games (54 starts) and had 363 tackles (234 solo), 5.5 sacks, five forced fumbles, three INTs, one fumble recovery and 18 tackles for loss. He also started five postseason games with the Falcons, including helping Atlanta win the NFC Championship and reach Super Bowl LI following the 2016 season.
- » In 2019, led the Falcons with a career-high 129 tackles (75 solo) and three forced fumbles to go along with two sacks, two INTs and one fumble recovery while playing all 16 games (15 starts).
- » Signed by Green Bay on June 9, 2021.
- » Originally selected by Atlanta in the fourth round (115th overall) of the 2016 NFL Draft out of the University of Minnesota.

2021 SEASON: Has started all seven games at ILB and leads the defense with 67 tackles (44 solo)... Has two INTs, three PDs, two FF and one FR... Ranks No. 5 in the NFL among all defenders in tackles... Is currently one of two defenders with at least two interceptions, two forced fumbles and a fumble recovery this season (Darius Leonard)... **At New Orleans (Sept. 12):** Started in his Packers debut, appearing in 56 of 60 snaps and posted six total tackles (five solo)... **Vs. Detroit (Sept. 20):** Led the Packers defense with a season-high 13 tackles (11 solo), tied for the second most in his career (17 tackles, 9/29/19), and intercepted Lions QB Jared Goff late in the fourth quarter. It was his fourth career INT, and his first since 2019. Joins Blake Martinez (2017) as the only Packers defenders to record 12-plus tackles and an INT in a game in the last 10 seasons... **At San Francisco (Sept. 26):** Logged a team-high 11 tackles (five solo) and had a fumble recovery late in the fourth quarter when Garoppolo fumbled, which led to a Packers FG... **Vs. Pittsburgh (Oct. 3):** Led the defense with nine tackles (five solo), and added one QB hit and a PD... **At Cincinnati (Oct. 10):** Logged eight tackles (five solo), a tackle for a loss and intercepted Joe Burrow on the first play of overtime, his second interception of the season and the fifth of his career... He also was the first Green Bay LB with multiple INTs in the first five games of the season since Nick Barnett (two) in 2007... His three takeaways in the first five games were tied for second most by a Packers LB only behind John Anderson (four, 1978)... **At Chicago (Oct. 17):** Registered six tackles (four solo), playing on all 61 defensive snaps... **Vs. Washington (Oct. 24):** Led the defense with 13 tackles (10 solo), which was tied for the second most of his career. Also forced two fumbles, matching his career high (9/29/2019), and became the first Packers defender to force two fumbles in a game since LB Clay Matthews did at Cincinnati on 9/22/2013.

REGULAR-SEASON COMPARISON: DEFENSIVE - ARIZONA CARDINALS

DATE	OPP	W/L	GP/GS	TACKLES							MISC					
				TOT	SOLO	ASST	SACK	YDS.	INT	TFL	PD	QBH	TD	FF	FR	
11/27/16	ATL vs. ARZ	W	S	4	4	0	0.0	0.0	1	0	3	0	0	0	0	0
12/16/18	ATL vs. ARZ	W	P	3	0	3	0.5	4.5	0	0	0	2	0	0	0	
10/13/19	ATL @ ARZ	L	S	9	8	1	0.0	0.0	0	0	0	0	0	0	0	
TOTALS			2/1	3/2	16	12	4	0.5	4.5	1	0	3	2	0	0	0

DE'VONDRE CAMPBELL'S NFL REGULAR-SEASON DEFENSIVE STATISTICS

YEAR	TEAM	GP	GS	TK	S	TACKLES							INTERCEPTIONS							ST			MISC							
						A	TFL	YDS	SK	YDS	QBH	NO	YDS	LG	TD	PD	FF	FR	TD	YDS	TK	S	A	FF	FR	S	A			
2016	Falcons	11	10	48	35	13	5	19	0.0	0.0	0	1	7	7	0	7	1	0	0	0	0	0	0	0	0	0	0	0	0	0
2017	Falcons	16	16	92	61	31	3	17	2.0	15.0	6	0	0	0	0	4	1	0	0	0	0	0	0	0	0	0	0	0	0	0
2018	Falcons	16	13	94	63	31	4	11	1.5	13.5	3	0	0	0	0	0	0	0	0	0	0	0	0	0	0	0	0	0	0	0
2019	Falcons	16	15	129	75	54	6	38	2.0	18.0	2	2	-5	0	5	3	1	0	0	0	0	0	0	0	0	0	0	0	0	0
2020	Cardinals	16	16	99	69	30	7	23	2.0	15.0	2	0	0	0	0	3	1	0	0	0	0	0	0	0	0	0	0	0	0	0
2021	Packers	7	7	67	44	23	1	0	0.0	0.0	1	2	15	13	0	3	2	1	0	3	1	1	0	0	0	0	0	0	0	0
NFL TOTALS		82	77	529	347	182	26	108	7.5	61.5	14	5	17	13	0	22	8	2	0	3	1	1	0	0	0	0	0	0	0	0

DE'VONDRE CAMPBELL'S NFL POSTSEASON DEFENSIVE STATISTICS

YEAR	TEAM	GP	GS	TK	S	TACKLES							INTERCEPTIONS							ST			MISC							
						A	TFL	YDS	SK	YDS	QBH	NO	YDS	LG	TD	PD	FF	FR	TD	YDS	TK	S	A	FF	FR	S	A			
2016	Falcons	3	3	11	8	3	0	0	0.0	0.0	1	0	0	0	0	0	0	0	0	0	0	0	0	0	0	0	0	0	0	0
2017	Falcons	2	2	8	8	0	2	14	1.0	7.0	2	0	0	0	0	0	0	0	0	0	0	0	0	0	0	0	0	0	0	0
NFL TOTALS		5	5	19	16	3	2	14	1.0	7.0	3	0	0	0	0	0	0	0	0	0	0	0	0	0	0	0	0	0	0	0

SINGLE-GAME HIGHS: DEFENSIVE

Total Tackles 17 vs. Tennessee Titans, Sep 29, 2019
 13 vs. Washington Football Team, Oct 24, 2021
 ...2 more at 13.

Sacks 1.0 at New England Patriots, Nov 29, 2020
 1.0 vs. Miami Dolphins, Nov 08, 2020
 ...5 more at 1.0.

Passes Defensed 3 vs. Arizona Cardinals, Nov 27, 2016
 2 vs. Washington Football Team, Sep 20, 2020
 ...2 more at 2.

Forced Fumbles 2 vs. Washington Football Team, Oct 24, 2021
 2 vs. Tennessee Titans, Sep 29, 2019

Fumble Recoveries 1 at San Francisco 49ers, Sep 26, 2021
 1 at San Francisco 49ers, Dec 15, 2019

Tackles For Loss 2 at New England Patriots, Nov 29, 2020
 2 vs. Washington Football Team, Sep 20, 2020
 ...2 more at 2.

Interceptions 1 at Cincinnati Bengals, Oct 10, 2021
 1 vs. Detroit Lions, Sep 20, 2021
 ...3 more at 1.

Interception Return Yards 7 vs. Arizona Cardinals, Nov 27, 2016
 2 vs. Detroit Lions, Sep 20, 2021

Special Teams Tackles 1 at San Francisco 49ers, Sep 26, 2021

NFL debut: vs. Tampa Bay, 9/11/16
First NFL start: vs. Tampa Bay, 9/11/16
First NFL sack: vs. Green Bay, 9/17/17 (A. Rodgers)

CAREER TRANSACTIONS

2016 - Selected by Atlanta Falcons in the fourth round (115th overall) of '16 NFL Draft, April 30...Signed first contract, May 5.
 2020 - Signed as an unrestricted free agent by Arizona Cardinals, April 3.
 2021 - Signed by Green Bay Packers, June 9.

2021 GXG REGULAR SEASON (PACKERS)

DATE	OPPONENT	P/S	TK	S	A	SK	YDS	INT	PD	FF	FR	TD		
09/12	at Saints	S	6	5	1	0	0	0	0	0	0	0		
09/20	Lions	S	13	10	3	0	0	0	1	1	0	0		
09/26	at 49ers	S	11	5	6	0	0	0	0	0	1	0		
10/03	Steelers	S	9	5	4	0	0	0	1	0	0	0		
10/10	at Bengals	S	9	5	4	0	0	0	1	1	0	0		
10/17	at Bears	S	6	4	2	0	0	0	0	0	0	0		
10/24	Washington	S	13	10	3	0	0	0	0	0	2	0		
2021 TOTALS			7-7	67	44	23	0	0	0	2	3	2	1	0

KENNY CLARK

97

DEFENSIVE LINEMAN
UCLA

Sixth NFL Season | Sixth Packers Season



Ht: 6-3 | Wt: 314 | Born: October 4, 1995 | NFL Games Played/Started: 80/66 | Acquired: D1-16

AT A GLANCE

- Started all 13 games he played in last season and led the defensive line with 41 tackles (28 solo). In two postseason contests, posted 11 tackles (six solo), a team-best 2½ sacks (eighth most by a GB player in the postseason since 1982), a team-high two tackles for a loss and tied for the team lead with three QB hits.
- Earned his first trip to the Pro Bowl (injury replacement for Rams DT Aaron Donald) after a 2019 season where he started all 16 games, ranked No. 2 on the team with a career-high 89 tackles (52 solo) and tied his career high with six sacks.
- Named a Pro Bowl alternate in 2018 after recording a career-high six sacks (No. 2 on the team) and finishing No. 3 on the team with 73 tackles (36 solo) despite missing three games.
- In 2017, started all 15 games he appeared in, leading the Green Bay defensive line in tackles (78) and ranking No. 2 in both sacks (4½) and solo tackles (39).
- Played in all 16 games with two starts as a rookie (2016) and became the youngest player to appear in a season opener for the Packers since Arnie Herber (20 years old) in 1930.
- Earned third-team All-America honors from *The Associated Press* and first-team All-Pacific-12 recognition from the coaches and media as a junior in 2015.

2021 SEASON: Has started all seven contests and is No. 3 on the team with 26 tackles (14 solo) and has also recorded three sacks (No. 2 on the team), five tackles for a loss (most on the team), six QB hits (tied for No. 2 on the team) and a fumble recovery...**Accounting to Stats Pass**, leads the Packers with 21.5 QB hurries (tied for No. 4 among NFL players listed as a DT on Stats Pass)...**At New Orleans (Sept. 12):** Led the defensive line with 41 snaps played and five total tackles (three solo)...**Vs. Detroit (Sept. 20):** Finished No. 3 on the team with five tackles (two solo) and a QB hit...**At San Francisco (Sept. 26):** Played on 62 defensive snaps, No. 1 among defensive linemen and No. 6 on the team. Recorded two tackles (one solo), a sack and a QB hit. With just over five minutes left in the game and the 49ers with the ball at the GB 44-yard line, sacked QB Jimmy Garoppolo for a loss of 10 yards. Garoppolo attempted to throw the ball but threw it backwards and it was recovered by LB De'Vondre Campbell and returned to the SF 38-yard line. K Mason Crosby hit a 38-yard field goal on the ensuing drive to give the Packers six-point lead with under three minutes to play...**Vs. Pittsburgh (Oct. 3):** Finished with four tackles (one solo), a tackle for a loss, a QB hit and recovered a fumble forced by DL Kingsley Keke on GB Ben Roethlisberger that gave GB the ball at the PIT 23-yard line. The ensuing drive resulted in a TD to give the Packers a 14-7 lead in the second quarter...**At Cincinnati (Oct. 10):** Finished with a season-high six tackles (three solo) and a team-leading two tackles for a loss. On the Bengals' first drive of the game, stopped QB Joe Burrow for no gain on third-and-1 to force a punt. Teamed up with LB Rashan Gary early in the second quarter to stop RB Joe Mixon for a loss of 1 yard on second and 3. With just over seven minutes to play in the fourth quarter, took down RB Samaje Perine for a loss of 1 yard on third-and-1...**At Chicago (Oct. 17):** Posted three tackles (all solo), two sacks, two tackles for a loss and two QB hits. The two sacks on QB Justin Fields totaled a loss of 23 yards and came in the span of three plays in the fourth quarter, becoming the first Packers defensive lineman with two fourth-quarter sacks since Aaron Kampman vs. Washington on Oct. 14, 2007. It was the third two-sack game of his career and first since Dec. 15, 2019, vs. the Bears...**Vs. Washington (Oct. 24):** Posted a QB hit.

REGULAR-SEASON COMPARISON: DEFENSIVE - ARIZONA CARDINALS

DATE	OPP	TACKLES											MISC			
		W/L	GP/GS	TOT	SOLO	ASST	SACK	YDS.	INT	TFL	PD	QBH	TD	FF	FR	
12/2/18	GB vs. ARZ	L	S	8	7	1	0.0	0.0	0	0	1	0	0	0	0	
TOTALS		0/1	1/1	8	7	1	0.0	0.0	0	0	1	0	0	0	0	

KENNY CLARK'S NFL REGULAR-SEASON DEFENSIVE STATISTICS

YEAR	TEAM	GP	GS	TACKLES							INTERCEPTIONS									
				TK	S	A	TFL	YDS	SK	YDS	QBH	NO	YDS	LG	TD	PD	FF	FR	TD	YDS
2016	Packers	16	2	33	14	19	1	1	0.0	0.0	2	0	0	0	0	2	0	2	0	2
2017	Packers	15	15	78	39	39	6	24	4.5	26.5	6	0	0	0	0	1	2	0	0	0
2018	Packers	13	13	73	46	27	11	48	6.0	43.0	9	0	0	0	0	3	1	2	0	0
2019	Packers	16	16	89	52	37	11	34	6.0	36.5	28	0	0	0	0	0	1	0	0	0
2020	Packers	13	13	42	28	14	3	14	2.0	12.0	6	0	0	0	0	0	0	0	0	0
2021	Packers	7	7	26	14	12	5	26	3.0	38.0	6	0	0	0	0	0	0	1	0	0
NFL TOTALS		80	66	341	193	148	37	147	21.5	156.0	57	0	0	0	0	6	4	5	0	2

KENNY CLARK'S NFL POSTSEASON DEFENSIVE STATISTICS

YEAR	TEAM	GP	GS	TACKLES							INTERCEPTIONS									
				TK	S	A	TFL	YDS	SK	YDS	QBH	NO	YDS	LG	TD	PD	FF	FR	TD	YDS
2016	Packers	3	0	9	5	4	1	2	0.0	0.0	0	0	0	0	0	0	0	0	0	0
2019	Packers	2	2	7	5	2	1	2	1.0	2.0	3	0	0	0	0	0	0	0	0	0
2020	Packers	2	2	11	6	5	2	11	2.5	15.5	3	0	0	0	0	0	0	0	0	0
NFL TOTALS		7	4	27	16	11	4	15	3.5	17.5	6	0	0	0	0	0	0	0	0	0

SINGLE-GAME HIGHS: DEFENSIVE

Total Tackles	10 at Washington Football Team, Sep 23, 2018 10 at Minnesota Vikings, Oct 15, 2017	Forced Fumbles	1 vs. Minnesota Vikings, Sep 15, 2019 1 vs. Buffalo Bills, Sep 30, 2018 ...2 more at 1.
Sacks	2.0 at Chicago Bears, Oct 17, 2021 2.0 vs. Chicago Bears, Dec 15, 2019 ...2 more at 2.0.	Fumble Recoveries	1 vs. Pittsburgh Steelers, Oct 03, 2021 1 vs. Buffalo Bills, Sep 30, 2018 ...3 more at 1.
Passes Defensed	1 vs. Arizona Cardinals, Dec 02, 2018 1 at Washington, Sep 23, 2018 ...4 more at 1.	Tackles For Loss	4 at Los Angeles Rams, Oct 28, 2018 3 vs. Chicago Bears, Dec 15, 2019

NFL debut: at Jacksonville, 9/11/16**First NFL start:** vs. Detroit, 9/25/16**First NFL sack:** vs. Tampa Bay, 12/3/17 (J.Winston)**CAREER TRANSACTIONS**

2016 - Selected by Green Bay Packers in the first round (27th overall) of '16 NFL Draft, April 28...Signed first contract, June 17.

2018 - Placed on injured reserve (elbow), Dec. 25.

2020 - Signed contract extension, Aug. 15.

2021 GXG REGULAR SEASON (PACKERS)

DATE	OPPONENT	P/S	TK	S	A	SK	YDS	INT	PD	FF	FR	TD
09/12	at Saints	S	5	3	2	0.0	0.0	0	0	0	0	0
09/20	Lions	S	5	2	3	0.0	0.0	0	0	0	0	0
09/26	at 49ers	S	3	2	1	1.0	15.0	0	0	0	0	0
10/03	Steelers	S	4	1	3	0.0	0.0	0	0	0	1	0
10/10	at Bengals	S	6	3	3	0.0	0.0	0	0	0	0	0
10/17	at Bears	S	3	3	0	2.0	23.0	0	0	0	0	0
10/24	Washington	S	0	0	0	0.0	0.0	0	0	0	0	0
2021 TOTALS			7-7	26	14	12	3.0	38.0	0	0	1	0

RANDALL COBB

18

WIDE RECEIVER
KENTUCKY

11th NFL Season | Eighth Packers Season



Ht: 5-10 | Wt: 192 | Born: August 22, 1990 | NFL Games Played/Started: 137/81 | Acquired: T-21 (via HOU)

AT A GLANCE

- » Was acquired by the Packers in July 2021 in a trade with Houston after playing one season for the Texans (2020) and one with the Dallas Cowboys. Played for Green Bay for the first eight seasons of his NFL career (2011-18).
- » Ranks No. 7 in franchise history in receptions (484), No. 11 in receiving yards (5,703) and tied for No. 11 in touchdown catches (43).
- » Is one of just six players in team history to register 60-plus receptions in four consecutive seasons (2014-17).
- » Posted career highs in catches (91), receiving yards (1,287) and receiving TDs (12) in 2014 on the way to earning his first career Pro Bowl selection (injury replacement for WR Dez Bryant).
- » Set a franchise single-season record with a league-high 2,342 combined net yards in 2012, topping the previous team mark of 2,250 yards by RB Ahman Green in 2003.
- » Posted 954 receiving yards and 964 kickoff return yards in 2012 and remains the only player in NFL history to register 900-plus yards in each category in the same season.

2021 SEASON: Has appeared in all seven games and has posted 14 receptions for 179 yards (12.8 avg.) and two TDs along with one carry for 1 yard...Has posted seven receptions for 106 yards (15.1 avg.) and a TD on third down, with six of those catches picking up first downs (85.7 pct.)...Of his 14 receptions on the season, 10 have picked up first downs (71.4 pct.)...**At New Orleans (Sept. 12):** Appeared on 15 offensive snaps and posted a 32-yard reception, hauling in a pass from QB Jordan Love to the New Orleans 30 with just over three minutes remaining in the game...**Vs. Detroit (Sept. 20):** Played 12 snaps on offense, posting three receptions for 26 yards (8.7 avg.), including a 14-yard grab over the middle to convert a third-and-14 to the Green Bay 35 in the third quarter...**At San Francisco (Sept. 26):** Appeared on 21 snaps on offense...**Vs. Pittsburgh (Oct. 3):** Played 33 snaps and caught five passes for 69 yards (13.8 avg.) and two TDs, his first multi-TD game since he posted three TD catches with Green Bay vs. Kansas City on Sept. 28, 2015. His first four catches of the day came on third down, picking up first downs on all four and racking up 68 receiving yards (17.0 avg.). On a third-and-10 with just under 11 minutes remaining in the first half, found an opening to haul in the pass from QB Aaron Rodgers and take it in for the 23-yard score. Found the end zone again with 4:46 remaining in the third quarter for a 1-yard TD pass from Rodgers...**At Cincinnati (Oct. 10):** Played 35 snaps and had two catches for 30 yards (15.0 avg.). With just over two minutes remaining in overtime and the Packers facing a third-and-16 at the Cincinnati 47, made a 15-yard catch over the middle to set up K Mason Crosby's game-winning 49-yard FG on the next play...**At Chicago (Oct. 17):** Appeared on 23 plays on offense...**Vs. Washington (Oct. 24):** Played 35 snaps and hauled in three passes for 22 yards (7.3 avg.)

REGULAR-SEASON COMPARISON: RECEIVING - ARIZONA CARDINALS

DATE	OPP	W/L	GP/GS	REC	YDS.	AVG.	TD	LG	TGTS	YAC
11/4/12	GB vs. ARZ	W	S	3	37	12.3	2	21t	9	12
12/27/15	GB @ ARZ	L	S	3	15	5.0	0	8	3	17
12/2/18	GB vs. ARZ	L	P	3	25	8.3	0	9	5	24
TOTALS		1/2	3/2	9	77	8.6	2	9	17	53

POSTSEASON COMPARISON: RECEIVING - ARIZONA CARDINALS

DATE	OPP	W/L	GP/GS	REC	YDS.	AVG.	TD	LG	TGTS	YAC
1/16/16	GB @ ARZ	L	S	0	0	0	0	0	1	0
TOTALS		0/1	1/1	0	0	0	0	0	1	0

RANDALL COBB'S NFL REGULAR-SEASON RUSHING/RECEIVING STATISTICS

DATE	TEAM	GP	GS	RECEIVING					RUSHING				
				NO.	YDS.	AVG.	LG	TD	NO.	YDS.	AVG.	LG	TD
2011	Packers	15	0	25	375	15.0	61	1	2	5	2.5	4	0
2012	Packers	15	8	80	954	11.9	39t	8	10	132	13.2	28	0
2013	Packers	6	4	31	433	14.0	48t	4	4	78	19.5	67	0
2014	Packers	16	16	91	1,287	14.1	70t	12	11	37	3.4	12	0
2015	Packers	16	15	79	829	10.5	53t	6	13	50	3.8	12	0
2016	Packers	13	10	60	610	10.2	47	4	10	33	3.3	14	0
2017	Packers	15	14	66	653	9.9	46	4	9	17	1.9	10	0
2018	Packers	9	6	38	383	10.1	75t	2	0	0	0.0	0	0
2019	Cowboys	15	6	55	828	15.1	59	3	3	11	3.7	7	0
2020	Texans	10	2	38	441	11.6	34	3	0	0	0.0	0	0
2021	Packers	7	0	14	179	12.8	32	2	1	1	1.0	1	0
NFL TOTALS		137	81	577	6,972	12.1	75t	49	63	364	5.8	67	0

RANDALL COBB'S NFL POSTSEASON RUSHING/RECEIVING STATISTICS

DATE	TEAM	GP	GS	RECEIVING					RUSHING				
				NO.	YDS.	AVG.	LG	TD	NO.	YDS.	AVG.	LG	TD
2011	Packers	1	0	3	38	12.7	21	0	0	0	0.0	0	0
2012	Packers	2	2	6	31	5.2	8	0	4	29	7.3	19	0
2013	Packers	1	1	2	51	25.5	26	0	1	1	1.0	1	0
2014	Packers	2	2	15	178	11.9	31	1	2	5	2.5	3	0
2015	Packers	2	2	3	38	12.7	15	1	5	24	4.8	9	0
2016	Packers	3	3	18	260	14.4	42t	3	0	0	0.0	0	0
NFL TOTALS		11	10	47	596	12.7	42t	5	12	59	4.9	19	0

RANDALL COBB'S NFL REGULAR-SEASON RETURN STATISTICS

DATE	TEAM	KICKOFF RETURNS					PUNT RETURNS					
		RET.	YDS.	AVG.	LG	TD	NO.	FC	YDS.	AVG.	LG	TD
2011	Packers	34	941	27.7	108t	1	26	18	295	11.3	80t	1
2012	Packers	38	964	25.4	46	0	31	21	292	9.4	75t	1
2013	Packers	1	10	10.0	10	0	3	5	23	7.7	16	0
2014	Packers	1	0	0.0	0	0	14	9	112	8.0	24	0
2015	Packers	0	0	0.0	0	0	4	4	10	2.5	10	0
2016	Packers	0	0	0.0	0	0	4	4	54	13.5	23	0
2017	Packers	0	0	0.0	0	0	0	0	0	0.0	0	0
2018	Packers	0	0	0.0	0	0	7	6	46	6.6	17	0
2019	Cowboys	2	11	5.5	11	0	4	9	34	8.5	14	0
2020	Texans	0	0	0.0	0	0	0	0	0	0.0	0	0
2021	Packers	0	0	0.0	0	0	0	0	0	0.0	0	0
NFL TOTALS		76	1,926	25.3	108t	1	93	76	866	9.3	80t	2

RANDALL COBB'S NFL POSTSEASON RETURN STATISTICS

DATE	TEAM	KICKOFF RETURNS					PUNT RETURNS					
		RET.	YDS.	AVG.	LG	TD	NO.	FC	YDS.	AVG.	LG	TD
2011	Packers	2	51	25.5	27	0	1	0	16	16.0	16	0
2012	Packers	4	71	17.8	27	0	5	0	17	3.4	6	0
2013	Packers	4	87	21.8	23	0	0	0	0	0.0	0	0
2014	Packers	2	28	14.0	23	0	0	0	0	0.0	0	0
2015	Packers	0	0	0.0	0	0	0	0	0	0.0	0	0
2016	Packers	0	0	0.0	0	0	0	2	0	0.0	0	0
NFL TOTALS		12	237	19.8	27	0	6	2	33	5.5	16	0

SINGLE-GAME HIGHS: RUSHING/RECEIVING

Rush Attempts	5 vs. Chicago Bears, Oct 20, 2016 4 at Chicago Bears, Nov 12, 2017 ...1 more at 4.	Kickoff Return TDs	1 vs. New Orleans Saints, Sep 08, 2011
Rushing Yards	72 vs. Detroit Lions, Oct 06, 2013 29 vs. Arizona Cardinals, Nov 04, 2012	Fair Catches	3 vs. Chicago Bears, Sep 09, 2018 3 at Minnesota Vikings, Nov 22, 2015 ...2 more at 3.
Longest Runs	67 vs. Detroit Lions, Oct 06, 2013 28 vs. Chicago Bears, Sep 13, 2012	Punt Return Yards	80 vs. San Francisco 49ers, Sep 09, 2012 80 vs. Minnesota Vikings, Nov 14, 2011 80t vs. Minnesota Vikings, Sep 09, 2012
Receptions	11 vs. Chicago Bears, Oct 20, 2016 11 at Tampa Bay Buccaneers, Dec 21, 2014	Longest Punt Return	75t vs. San Francisco 49ers, Sep 09, 2012
Receiving Yards	142 vs. Chicago Bears, Sep 09, 2018 131 at Tampa Bay Buccaneers, Dec 21, 2014	Punt Returns	5 at Chicago Bears, Sep 25, 2011 4 at Washington, Sep 23, 2018 ...2 more at 4.
Longest Receptions	75t vs. Chicago Bears, Sep 09, 2018 70t at New Orleans Saints, Oct 26, 2014	Punt Return TDs	1 vs. San Francisco 49ers, Sep 09, 2012 1 vs. Minnesota Vikings, Nov 14, 2011
Receiving TDs	3 vs. Kansas City Chiefs, Sep 28, 2015 2 vs. Pittsburgh Steelers, Oct 03, 2021 ...6 more at 2.	Most TDs	3 vs. Kansas City Chiefs, Sep 28, 2015 2 vs. Pittsburgh Steelers, Oct 03, 2021 ...7 more at 2.
All-Purpose Yards	230 vs. San Francisco 49ers, Sep 09, 2012 227 at New York Giants, Nov 25, 2012	Receiving Average	28.8 at Detroit Lions, Nov 17, 2019 28.0 at Washington Football Team, Nov 20, 2016
Kickoff Returns	6 at New York Giants, Nov 25, 2012 5 at San Diego Chargers, Nov 06, 2011	Punt Return Average	26.7 vs. San Francisco 49ers, Sep 09, 2012 20.0 vs. Minnesota Vikings, Nov 14, 2011
Kickoff Return Yards	156 at New York Giants, Nov 25, 2012 135 vs. New Orleans Saints, Sep 08, 2011	Kickoff Return Average	31.7 at Indianapolis Colts, Oct 07, 2012 30.0 vs. Arizona Cardinals, Nov 04, 2012
Longest Kickoff Return	108t vs. New Orleans Saints, Sep 08, 2011 55 vs. Minnesota Vikings, Nov 14, 2011		

100-YARD RECEIVING GAMES (15): REGULAR-SEASON

DATE	TEAM	NO.	YDS.	AVG.	LG	TD
10/14/12	at Texans	7	102	14.6	24	0
12/09/12	LIONS	7	102	14.6	38	0
12/16/12	at Bears	6	115	19.2	31	0
09/08/13	at 49ers	7	108	15.4	38	1
09/15/13	WASHINGTON	9	128	14.2	35t	1
09/28/14	at Bears	7	113	16.1	46	2
10/19/14	PANTHERS	6	121	20.2	47	1
10/26/14	at Saints	5	126	25.2	70t	1
11/16/14	EAGLES	10	129	12.9	22	0
12/21/14	at Buccaneers	11	131	11.9	30	0
09/20/15	SEAHAWKS	8	116	14.5	25	0
10/09/16	GIANTS	9	108	12.0	21	0
09/09/18	BEARS	9	142	15.8	75t	1
11/10/19	VIKINGS	6	106	17.7	24	1
11/17/19	at Lions	4	115	28.8	49	1

100-YARD RECEIVING GAMES (2): POSTSEASON

DATE	TEAM	NO.	YDS.	AVG.	LG	TD
01/11/15	COWBOYS	8	116	14.5	31	0
01/08/17	GIANTS	5	116	23.2	42t	3

NFL debut: vs. New Orleans, 9/8/11

First NFL start: at Houston, 10/14/12

First NFL TD: vs. New Orleans, 9/8/11 (A. Rodgers)

CAREER TRANSACTIONS

2011 - Selected by Green Bay Packers in the second round (64th overall) of '11 NFL Draft, April 29...Signed first contract, July 29.

2015 - Resigned contract extension with Green Bay.

2019 - Signed as unrestricted free agent with Dallas Cowboys, March 21.

2020 - Signed as unrestricted free agent with Houston Texans, April 1.

2021 - Traded from the Houston Texans to Green Bay Packers, July 28.

2021 GXG REGULAR SEASON (PACKERS)

DATE	OPPONENT	P/S	RECEIVING				
			NO.	YDS.	AVG.	LG	TD
09/12	at Saints	P	1	32	32.0	32	0
09/20	Lions	P	3	26	8.7	14	0
09/26	at 49ers	P	0	0	0.0	0	0
10/03	Steelers	P	5	69	13.8	25	2
10/10	at Bengals	P	2	30	15.0	15	0
10/17	at Bears	P	0	0	0.0	0	0
10/24	Washington	P	3	22	7.3	15	0
2021 TOTALS		7-0	14	179	12.8	32	2

MASON CROSBY

2

KICKER
COLORADO

15th NFL Season | 15th Packers Season



Ht: 6-1 | Wt: 207 | Born: September 3, 1984 | NFL Games Played/Started: 231/0 | Acquired: D6c-07

AT A GLANCE

- » With 1,736 career points, ranks No. 1 on the all-time franchise scoring list, having surpassed K Ryan Longwell (1,054) in 2015. Ranks No. 16 in NFL history in scoring.
- » Is the all-time franchise leader in field goals (357), 50-yard field goals (41) and extra points (665).
- » Has not missed a game in his career, playing in 231 straight contests in the regular season. Ranks No. 2 in team history for games played and consecutive games played (QB Brett Favre, 255).
- » Has kicked the eight longest field goals in franchise history (58-yarder in 2011, two 57-yarders in 2013 and one in 2020, 56-yarders in 2010, 2011 and 2015, 55-yarder in 2014).
- » Among kickers with 50-plus career attempts, ranks No. 1 in franchise history with a field-goal percentage of 81.5 (357/438).
- » Set a single-season franchise record (min. one attempt per game) for FG percentage when he connected on all 16 attempts in 2020 (100.0 pct.), eclipsing his mark (2019) and K Jan Stenerud's mark (1981) of 91.67 pct. (22 of 24).
- » Registered a franchise-record 10 straight 100-point seasons (2007-16), one of only three players in NFL history to register 100-plus points in 10-plus consecutive seasons (Jason Elam, 16, 1993-2008; Adam Vinatieri, 13, 1996-2008).
- » Set a new club record in Week 4 of 2021, with 24 consecutive field goals made (2019-21), breaking his own mark set from 2010-11 (23). His streak continued until 27 straight makes before recording a miss in Week 5 at Cincinnati.
- » Is the only player in franchise history to record five FGs in a game three times in his career (Week 5 vs. Detroit in 2013, Week 11 at Minnesota in 2015, Week 2 vs. Minnesota in 2018).
- » Holds the NFL postseason record for most consecutive FGs made with 23 straight from 2010-16.
- » Has scored 159 points during his career in the postseason, No. 1 in team history and No. 4 in NFL playoff annals.

2021 SEASON: Has converted on 12 of 16 FG attempts (75.0 pct.) this season, including a game-winning 51-yard FG as time expired in Week 3 at San Francisco and a game-winning 49-yard FG in OT in Week 5 at Cincinnati...Is 2 for 3 on FGs from 50-plus yards and is also 18 for 19 (94.7 pct.) on XP attempts...Set a new franchise record in Week 4 with a streak of 24 consecutive field goals made (2019-2021), breaking his own mark set from 2010-11...The streak was extended into Week 5 where it was eventually stopped at 27 consecutive makes...**At New Orleans (Sept. 12):** Converted on his only FG attempt, a 39-yarder to put the Packers on the scoreboard right before the half. It was his 19th straight made field goal, tied for second in team history with his streak in 2013-14. He now trails only his streak of 23 straight FGs in 2010-11...**Vs. Detroit (Sept. 20):** Converted on all five XP attempts...**At San Francisco (Sept. 26):** Drilled a 51-yard FG as time expired to give Green Bay a 30-28 win. Was 3 for 3 in the game, converting from distances of 54, 38 and 51. It was the first time he had made two FGs over 50 yards in the same game, since Sept. 30, 2018, vs. Buffalo...**Vs. Pittsburgh (Oct. 3):** With two field goals (26, 29) made, brought his streak of consecutive FGs made to 24, which set a new franchise record, breaking his own mark set from 2010-11 (23)...**At Cincinnati (Oct. 10):** Converted on 4 of 7 FG attempts (most FG attempts in a game in franchise history), and made a game-winning 49-yard FG with 1:55 remaining in OT...**At Chicago (Oct. 17):** Converted his only FG attempt, a 39-yarder in the second quarter and was 3 of 3 on XPs...**Vs. Washington (Oct. 24):** Was 1 of 2 on FG attempts, converting from 39 and the other attempt was blocked. Also was a perfect 3 for 3 on XP tries.

REGULAR-SEASON COMPARISON: KICKING - ARIZONA CARDINALS

DATE	OPP	W/L	GP/GS	FGA	FGM	PCT	LONG	XPA	XPM	PTS	1-19	20-29	30-39	40-49	50+	KO	TB	
1/3/10	GB @ ARZ	W	P	1	1	100%	26	4	4	7	0-0	1-1	0-0	0-0	0-0	6	1	
11/4/12	GB vs. ARZ	W	P	1	2	50%	33	4	4	7	0-0	0-0	1-1	0-0	0-0	6	3	
12/2/18	GB vs. ARZ	L	P	1	2	50%	32	2	2	5	0-0	0-0	1-1	0-0	0-0	4	4	
12/27/15	GB @ ARZ	L	P	0	0	0%	0	0	0	0	0-0	0-0	0-0	0-0	0-0	2	0	
TOTALS			2/2	4/0	3	5	166.7%	33	10	10	19	0-0	1-1	2-2	0-0	0-0	18	8

POSTSEASON COMPARISON: KICKING - ARIZONA CARDINALS

DATE	OPP	W/L	GP/GS	FGA	FGM	PCT	LONG	XPA	XPM	PTS	1-19	20-29	30-39	40-49	50+	KO	TB	
1/10/10	GB @ ARZ	L	P	1	2	50%	20	6	6	9	0-0	1-1	0-0	0-0	0-0	7	2	
1/16/16	GB @ ARZ	L	P	2	2	100%	34	2	2	8	0-0	1-1	0-0	0-0	0-0	5	3	
TOTALS			0/2	2/0	3	4	133.3%	34	8	8	17	0-0	2-2	0-0	0-0	0-0	12	5

MASON CROSBY'S NFL REGULAR-SEASON KICKING STATISTICS

DATE	TEAM	GP	FGM	FGA	PCT.	LG	XP	XPA	PCT.	BLK	PTS
2007	Packers	16	31	39	79.5	53	48	48	100.0	1	141
2008	Packers	16	27	34	79.4	53	46	46	100.0	2	127
2009	Packers	16	27	36	75.0	52	48	49	98.0	0	129
2010	Packers	16	22	28	78.6	56	46	46	100.0	2	112
2011	Packers	16	24	28	85.7	58	68	69	98.6	0	140
2012	Packers	16	21	33	63.6	54	50	50	100.0	0	113
2013	Packers	16	33	37	89.2	57	42	42	100.0	0	141
2014	Packers	16	27	33	81.8	55	53	55	96.4	3	134
2015	Packers	16	24	28	85.7	56	36	36	100.0	1	108
2016	Packers	16	26	30	86.7	53	44	47	93.6	1	122
2017	Packers	16	15	19	78.9	50	33	35	94.3	1	78
2018	Packers	16	30	37	81.1	53	34	36	94.4	0	124
2019	Packers	16	22	24	91.7	54	40	41	97.6	0	106
2020	Packers	16	16	16	100.0	57	59	63	93.7	0	107
2021	Packers	7	12	16	75.0	54	18	19	94.7	1	54
NFL TOTALS		231	357	438	81.5	58	665	682	97.5	12	1,736

MASON CROSBY'S NFL POSTSEASON KICKING STATISTICS

DATE	TEAM	GP	FGM	FGA	PCT.	LG	XP	XPA	PCT.	BLK	PTS
2007	Packers	2	2	2	100.0	37	8	8	100.0	0	14
2009	Packers	1	1	2	50.0	20	6	6	100.0	0	9
2010	Packers	4	3	4	75.0	43	16	16	100.0	0	25
2011	Packers	1	2	2	100.0	47	2	2	100.0	0	8
2012	Packers	2	2	2	100.0	31	7	7	100.0	0	13
2013	Packers	1	2	2	100.0	34	2	2	100.0	0	8
2014	Packers	2	7	7	100.0	48	3	3	100.0	0	24
2015	Packers	2	4	4	100.0	43	5	5	100.0	0	17
2016	Packers	3	3	4	75.0	56	10	10	100.0	0	19
2019	Packers	2	0	0	0.0	0	6	6	100.0	0	6
2020	Packers	2	4	4	100.0	39	4	4	100.0	0	16
NFL TOTALS		22	30	33	90.9	56	69	69	100.0	0	159

MASON CROSBY'S NFL REGULAR-SEASON FIELD-GOAL ACCURACY STATISTICS

DATE	TEAM	1-19	PCT.	20-29	PCT.	30-39	PCT.	40-49	PCT.	50+	PCT.
2007	Packers	1-1	100.0	8-8	100.0	10-11	90.9	9-14	64.3	3-5	60.0
2008	Packers	1-1	100.0	8-8	100.0	10-13	76.9	5-6	83.3	3-6	50.0
2009	Packers	1-1	100.0	13-13	100.0	7-9	77.8	4-7	57.1	2-6	33.3
2010	Packers	1-1	100.0	7-8	87.5	4-5	80.0	8-10	80.0	2-4	50.0
2011	Packers	1-1	100.0	4-5	80.0	14-14	100.0	3-5	60.0	2-3	66.7
2012	Packers	0-0	0.0	5-5	100.0	5-7	71.4	9-12	75.0	2-9	22.2
2013	Packers	1-1	100.0	13-13	100.0	8-8	100.0	6-8	75.0	5-7	71.4
2014	Packers	0-0	0.0	7-7	100.0	11-12	91.7	5-7	71.4	4-7	57.1
2015	Packers	1-1	100.0	7-7	100.0	4-4	100.0	8-11	72.7	4-5	80.0
2016	Packers	1-1	100.0	6-6	100.0	13-15	86.7	5-6	83.3	1-2	50.0
2017	Packers	0-0	0.0	8-8	100.0	2-4	50.0	4-4	100.0	1-3	33.3
2018	Packers	0-0	0.0	4-4	100.0	10-11	90.9	11-15	73.3	5-7	71.4
2019	Packers	1-1	100.0	2-2	100.0	11-11	100.0	7-8	87.5	1-2	50.0
2020	Packers	1-1	100.0	1-1	100.0	5-5	100.0	5-5	100.0	4-4	100.0
2021	Packers	0-0	0.0	3-3	100.0	4-6	66.7	3-4	75.0	2-3	66.7
NFL TOTALS		10-10	100.0	96-98	98.0	118-135	87.4	92-122	75.4	41-73	56.2

MASON CROSBY'S NFL POSTSEASON FIELD-GOAL ACCURACY STATISTICS

DATE	TEAM	1-19	PCT.	20-29	PCT.	30-39	PCT.	40-49	PCT.	50+	PCT.
2007	Packers	0-0	0.0	0-0	0.0	2-2	100.0	0-0	0.0	0-0	0.0
2009	Packers	0-0	0.0	1-1	100.0	0-0	0.0	0-0	0.0	0-1	0.0
2010	Packers	0-0	0.0	1-1	100.0	1-1	100.0	1-1	100.0	0-1	0.0
2011	Packers	0-0	0.0	0-0	0.0	1-1	100.0	1-1	100.0	0-0	0.0
2012	Packers	0-0	0.0	1-1	100.0	1-1	100.0	0-0	0.0	0-0	0.0
2013	Packers	0-0	0.0	1-1	100.0	1-1	100.0	0-0	0.0	0-0	0.0
2014	Packers	2-2	100.0	0-0	0.0	1-1	100.0	4-4	100.0	0-0	0.0
2015	Packers	0-0	0.0	2-2	100.0	1-1	100.0	1-1	100.0	0-0	0.0
2016	Packers	0-0	0.0	0-0	0.0	1-1	100.0	0-1	0.0	2-2	100.0
2019	Packers	0-0	0.0	0-0	0.0	0-0	0.0	0-0	0.0	0-0	0.0
2020	Packers	0-0	0.0	3-3	100.0	1-1	100.0	0-0	0.0	0-0	0.0
NFL TOTALS		2-2	100.0	9-9	100.0	10-10	100.0	7-8	87.5	2-4	50.0

SINGLE-GAME HIGHS: KICKER

Field Goals Made	5 vs. Minnesota Vikings, Sep 16, 2018 5 at Minnesota Vikings, Nov 22, 2015 ...1 more at 5.	Special Teams Tackles	2 at Dallas Cowboys, Nov 29, 2007 1 at Detroit Lions, Dec 13, 2020 ...24 more at 1.
Field Goal Attempts	7 at Cincinnati Bengals, Oct 10, 2021 6 vs. Minnesota Vikings, Sep 16, 2018	Longest Field Goals Attempt	69 vs. Detroit Lions, Dec 28, 2008 59 vs. New Orleans Saints, Oct 22, 2017
Longest Field Goals Made	58 at Minnesota Vikings, Oct 23, 2011 57 at Detroit Lions, Dec 13, 2020 ...2 more at 57.	Kickoff Average	70.8 vs. Minnesota Vikings, Sep 08, 2008 70.7 vs. San Diego Chargers, Sep 23, 2007
PATs Made	7 vs. Chicago Bears, Nov 09, 2014 7 vs. Tennessee Titans, Dec 23, 2012 ...1 more at 7.	Extra Point Attempt Percentage	100.0 vs. Detroit Lions, Sep 20, 2021 100.0 at Chicago Bears, Jan 03, 2021 ...29 more at 100.0.
PAT Attempts	7 vs. Chicago Bears, Nov 09, 2014 7 vs. Tennessee Titans, Dec 23, 2012 ...1 more at 7.	Field Goal Percentage	100.0 vs. San Francisco 49ers, Oct 15, 2018 100.0 at Minnesota Vikings, Nov 22, 2015 ...7 more at 100.0.
Points	17 vs. Minnesota Vikings, Sep 16, 2018 16 at Minnesota Vikings, Nov 22, 2015 ...2 more at 16.		

NFL debut: vs. Philadelphia, 9/9/07

First NFL field goal: vs. Philadelphia, 9/9/07 (53 yards)

CAREER TRANSACTIONS

2007- Selected by Green Bay Packers as third of three choices in the sixth round (193rd overall) of '07 NFL Draft, April 29...Signed first contract, July 23.

2011 - Re-signed by Packers as unrestricted free agent, July 30.

2016 - Signed contract extension, March 2.

2020 - Signed contract extension, Feb. 24.

2021 GXG REGULAR SEASON (PACKERS)

DATE	OPPONENT		FIELD GOALS				EXTRA POINTS				
			FGM	FGA	PCT	LG	XP	XPA	PCT	BLK	PTS
09/12	at Saints	P	1	1	100.0	39	0	0	0.0	0	3
09/20	Lions	P	0	0	0.0	0	5	5	100.0	0	5
09/26	at 49ers	P	3	3	100.0	54	3	3	100.0	0	12
10/03	Steelers	P	2	2	100.0	29	3	3	100.0	0	9
10/10	at Bengals	P	4	7	57.1	49	1	2	50.0	0	13
10/17	at Bears	P	1	1	100.0	39	3	3	100.0	0	6
10/24	Washington	P	1	2	50.0	39	3	3	100.0	0	6
2021 TOTALS		7	12	16	75.0	54	18	19	94.7	0	54

DOMINIQUE DAFNEY

49

TIGHT END
INDIANA STATE

First NFL Season | First Packers Season



Ht: 6-2 | Wt: 243 | Born: June 3, 1997 | NFL Games Played/Started: 7/2 | Acquired: FA-20

AT A GLANCE

- » Appeared in five games with two starts as a rookie for the Packers in 2020, posting two catches for 26 yards (13.0 avg.) and a TD and two tackles on special teams.
- » Was signed to Green Bay's practice squad on Oct. 12, 2020. Was a gameday elevation from the practice squad vs. Philadelphia in Week 13 and then was signed to the 53-man roster on Dec. 12.
- » Entered the NFL as an undrafted free agent with the Indianapolis Colts on Aug. 26, 2020, before being waived on Sept. 5.
- » Played in 35 games with six starts during his collegiate career, spending one season at Indiana State (2019) and two seasons at Iowa (2017-18).

2021 SEASON: Has appeared in two games, seeing time on offense and special teams...Was placed on injured reserve (hip) on Sept. 25...**At New Orleans (Sept. 12):** Played 19 snaps on offense and 11 on special teams...**vs. Detroit (Sept. 20):** Appeared on a career-high 29 plays on offense and 11 on special teams.

DOMINIQUE DAFNEY'S NFL REGULAR-SEASON RUSHING/RECEIVING STATISTICS

DATE	TEAM	GP	GS	RECEIVING					RUSHING				
				NO.	YDS.	AVG.	LG	TD	NO.	YDS.	AVG.	LG	TD
2020	Packers	5	2	2	26	13.0	13t	1	0	0	0.0	0	0
2021	Packers	2	0	0	0	0.0	0	0	0	0	0.0	0	0
NFL TOTALS		7	2	2	26	13.0	13t	1	0	0	0.0	0	0

DOMINIQUE DAFNEY'S NFL POSTSEASON RUSHING/RECEIVING STATISTICS

DATE	TEAM	GP	GS	RECEIVING					RUSHING				
				NO.	YDS.	AVG.	LG	TD	NO.	YDS.	AVG.	LG	TD
2020	Packers	2	0	0	0	0.0	0	0	0	0	0.0	0	0
NFL TOTALS		2	0	0	0	0.0	0	0	0	0	0.0	0	0

SINGLE-GAME HIGHS: RECEIVING

Receptions 1 at Chicago Bears, Jan 03, 2021
1 vs. Tennessee Titans, Dec 27, 2020

Receiving Yards 13 at Chicago Bears, Jan 03, 2021
13 vs. Tennessee Titans, Dec 27, 2020

Longest Receptions 13t at Chicago Bears, Jan 03, 2021
13t at Chicago Bears, Jan 03, 2021
13 vs. Tennessee Titans, Dec 27, 2020

Receiving TDs 1 at Chicago Bears, Jan 03, 2021

All-Purpose Yards 13 at Chicago Bears, Jan 03, 2021
13 vs. Tennessee Titans, Dec 27, 2020

Special Teams Tackles 1 at Chicago Bears, Jan 03, 2021
1 vs. Tennessee Titans, Dec 27, 2020

Most TDs 1 at Chicago Bears, Jan 03, 2021

SINGLE-GAME HIGHS - POSTSEASON: RUSHING

Kickoff Returns 1 vs. Tampa Bay Buccaneers, Jan 24, 2021

Special Teams Tackles 1 vs. Los Angeles Rams, Jan 16, 2021

TYLER DAVIS

84

TIGHT END
GEORGIA TECH

Second NFL Season | First Packers Season



Ht: 6-4 | Wt: 252 | Born: April 2, 1997 | NFL Games Played/Started: 12/0 | Acquired: FA-21 (PS-IND.)

AT A GLANCE

- » Originally selected by the Jacksonville Jaguars in the sixth round (No. 206 overall) of the 2020 NFL Draft.
- » Played in eight games as a rookie for the Jaguars in 2020.
- » After being released by Jacksonville following the 2021 training camp, was signed to the Colts' practice squad on Sept. 3.
- » In college, appeared in 48 games at Connecticut (2016-18) and Georgia Tech (2019), registering 64 receptions for 648 yards (10.1 avg.) and eight touchdowns.

2021 SEASON: Has appeared in four games, seeing time on offense and special teams, and has recorded two tackles on special teams...Was signed by Green Bay on Sept. 28 off the Indianapolis Colts' practice squad...**Vs. Pittsburgh (Oct. 3):** Appeared on seven plays on special teams in his Green Bay debut...**At Cincinnati (Oct. 10):** Saw his first action in a Green Bay uniform on offense, appearing on four plays, and registered a tackle on special teams in seven snaps of action...**At Chicago (Oct. 17):** Played eight snaps on special teams and registered a tackle...**Vs. Washington (Oct. 24):** Appeared on one play on offense and nine on special teams, recording a tackle.

TYLER DAVIS' NFL REGULAR-SEASON RUSHING/RECEIVING STATISTICS

DATE	TEAM	GP	GS	RECEIVING					RUSHING				
				NO.	YDS.	AVG.	LG	TD	NO.	YDS.	AVG.	LG	TD
2020	Jaguars	8	0	0	0	0.0	0	0	0	0	0.0	0	0
2021	Packers	4	0	0	0	0.0	0	0	0	0	0.0	0	0
NFL TOTALS		12	0	0	0	0.0	0	0	0	0	0.0	0	0

SINGLE-GAME HIGHS: RUSHING/RECEIVING

Special Teams Tackles
 1 vs. Washington Football Team, Oct 24, 2021
 1 at Chicago Bears, Oct 17, 2021
 ...1 more at 1.

2021 GXG REGULAR SEASON (COLTS/PACKERS)

DATE	OPPONENT	P/S	RECEIVING					RUSHING					
			NO.	YDS.	AVG.	LG	TD	NO.	YDS.	AVG.	LG	TD	
09/12	Seahawks		PRACTICE SQUAD										
09/19	Rams		PRACTICE SQUAD										
09/26	at Titans		PRACTICE SQUAD										
Went from Colts to Packers .													
10/03	Steelers	P	0	0	0.0	0	0	0	0	0	0.0	0	0
10/10	at Bengals	P	0	0	0.0	0	0	0	0	0	0.0	0	0
10/17	at Bears	P	0	0	0.0	0	0	0	0	0	0.0	0	0
10/24	Washington	P	0	0	0.0	0	0	0	0	0	0.0	0	0
2021 TOTALS		4-0	0	0	0.0	0	0	0	0	0	0.0	0	0

JOSIAH DEGUARA

81

TIGHT END
CINCINNATI

Second NFL Season | Second Packers Season



Ht: 6-2 | Wt: 238 | Born: February 14, 1997 | NFL Games Played/Started: 8/1 | Acquired: D3-20

AT A GLANCE

- » Last name is pronounced duh-gwa-rah.
- » Played in two games with one start as a rookie in 2020 and had one reception for 12 yards before sustaining a season-ending knee injury in Week 4 vs. Atlanta.
- » Started in Week 1, becoming just the second rookie TE to start for the Packers in the season opener since the 1970 AFL-NFL merger (Richard Rodgers, 2014).
- » Posted 1,117 receiving yards at the University of Cincinnati, joining Brent Celek (1,135 yards) as the only tight ends in school history to post 1,000-plus receiving yards.
- » Registered 92 career receptions for the Bearcats, the most in school history by a tight end, with 77 of those catches coming in his final two seasons.
- » His 504 receiving yards as a senior in 2019 were the second most in a season by a TE in school annals, trailing only Travis Kelce's 722 yards in 2012.

2021 SEASON: Has appeared in six games and has two receptions for 8 yards (4.0 avg.)...**At New Orleans (Sept. 12):** Appeared on five snaps on offense and six on special teams, departing the game after sustaining a concussion on the second play from scrimmage of the second half...**Vs. Detroit (Sept. 20):** Inactive (concussion)...**At San Francisco (Sept. 26):** Played 17 snaps on offense, posting a 4-yard reception, and six snaps on special teams...**Vs. Pittsburgh (Oct. 3):** Appeared on 24 plays on offense and 10 plays on special teams...**At Cincinnati (Oct. 10):** Played 13 snaps on offense and 15 on special teams...**At Chicago (Oct. 17):** Appeared on 15 plays on offense and 18 on special teams and posted a 4-yard reception...**Vs. Washington (Oct. 24):** Played 11 snaps on offense and 14 on special teams.

JOSIAH DEGUARA'S NFL REGULAR-SEASON RECEIVING STATISTICS

		RECEIVING							
DATE	TEAM	GP	GS	NO.	YDS.	AVG.	LG	TD	
2020	Packers	2	1	1	12	12.0	12	0	
2021	Packers	6	0	2	8	4.0	4	0	
NFL TOTALS		8	1	3	20	6.7	12	0	

SINGLE-GAME HIGHS: RECEIVING

Receptions 1 at Minnesota Vikings, Sep 13, 2020
Receiving Yards 12 at Minnesota Vikings, Sep 13, 2020

Longest Receptions 12 at Minnesota Vikings, Sep 13, 2020
4 at Chicago Bears, Oct 17, 2021

All-Purpose Yards ..1 more at 4.
12 at Minnesota Vikings, Sep 13, 2020

NFL debut/first start: at Minnesota, 9/13/20

First NFL reception: at Minnesota, 9/13/20 (12 yards, A.Rodgers)

CAREER TRANSACTIONS

2020 - Selected by Green Bay Packers in the third round (94th overall) of '20 NFL Draft, April 24... Signed first contract, July 21... Placed on injured reserve (knee), Oct. 13.

AJ DILLON

28

RUNNING BACK
BOSTON COLLEGE

Second NFL Season | Second Packers Season



Ht: 6-0 | Wt: 247 | Born: May 2, 1998 | NFL Games Played/Started: 18/0 | Acquired: D2-20

AT A GLANCE

- » Posted a career-best 124 yards rushing and a career-high two TDs on 21 carries (5.9 avg.) last season vs. Tennessee in Week 16, becoming the first rookie in franchise history to rush for 120-plus yards and two TDs in a game.
- » Became the youngest player in franchise history to rush for 100-plus yards and two TDs in a game.
- » Appeared in 11 games as a rookie last season and had 242 rushing yards and two TDs on 46 carries (5.3 avg.).
- » Was a three-time All-Atlantic Coast Conference first-team selection and finished his career as Boston College's all-time leader in rushing yards (4,238), rushing touchdowns (38) and all-purpose yards (4,618).
- » Was one of only two FBS players (Wisconsin RB Jonathan Taylor) to finish in the top 15 in the country in rushing yards per game each season from 2017-19.
- » Earned third-team All-America recognition from *The Associated Press* in 2019 after rushing for a career-high 1,685 yards and tying his career best with 14 rushing TDs.

2021 SEASON: Has played in all seven games, rushing for 231 yards on 52 carries (4.4 avg.) with 10 receptions for 90 yards (9.0 avg.) and a TD...Ranks No. 3 on the team with 321 yards from scrimmage...**At New Orleans (Sept. 12):** Saw 16 snaps of action on offense, leading the team with 19 rushing yards on four carries (4.8 avg.) while adding a 7-yard reception...**Vs. Detroit (Sept. 20):** Appeared on 19 plays on offense, carrying the ball five times for 18 yards (3.6 avg.) with an 8-yard reception...**At San Francisco (Sept. 26):** Played 18 snaps on offense, carrying the ball six times for 18 yards (3.0 avg.) with two receptions for 8 yards (4.0 avg.)...**Vs. Pittsburgh (Oct. 3):** Appeared on 29 snaps on offense and led the team with a season-high 81 yards rushing on 15 carries (5.4 avg.). Recorded a season-high five rushing first downs and racked up 56 yards on 11 carries (5.1 avg.) in the second half. Posted a 25-yard run down to the Pittsburgh 1-yard line in the third quarter, the longest run by a Packer this season, setting up a QB Aaron Rodgers TD pass to WR Randall Cobb on the next play...**At Cincinnati (Oct. 10):** Played 21 snaps, posting a career-high 49 receiving yards and a TD on four receptions (12.3 avg.). Caught a 12-yard TD pass from Rodgers early in the second quarter, the first receiving TD of his NFL career. Added 30 rushing yards on eight carries (3.8 avg.)...**At Chicago (Oct. 17):** Played 25 snaps on offense and rushed for 59 yards on 11 carries (5.4 avg.), highlighted by a career-long 36-yard run midway through the second quarter...**Vs. Washington (Oct. 24):** Appeared on 13 plays on offense, posting three carries for 6 yards (2.0 avg.) and a 2-yard reception. Also played five snaps on special teams.

AJ DILLON'S NFL REGULAR-SEASON RUSHING/RECEIVING STATISTICS

DATE	TEAM	RUSHING							RECEIVING				
		GP	GS	NO.	YDS.	AVG.	LG	TD	NO.	YDS.	AVG.	LG	TD
2020	Packers	11	0	46	242	5.3	30†	2	2	21	10.5	16	0
2021	Packers	7	0	52	231	4.4	36	0	10	90	9.0	24	1
NFL TOTALS		18	0	98	473	4.8	36	2	12	111	9.3	24	1

AJ DILLON'S NFL POSTSEASON RUSHING/RECEIVING STATISTICS

DATE	TEAM	RUSHING							RECEIVING				
		GP	GS	NO.	YDS.	AVG.	LG	TD	NO.	YDS.	AVG.	LG	TD
2020	Packers	2	0	9	44	4.9	9	0	1	13	13.0	13	0
NFL TOTALS		2	0	9	44	4.9	9	0	1	13	13.0	13	0

SINGLE-GAME HIGHS: RUSHING/RECEIVING

Rush Attempts 21 vs. Tennessee Titans, Dec 27, 2020
15 vs. Pittsburgh Steelers, Oct 03, 2021

Rushing Yards 124 vs. Tennessee Titans, Dec 27, 2020
81 vs. Pittsburgh Steelers, Oct 03, 2021

Longest Runs 36 at Chicago Bears, Oct 17, 2021
30† vs. Tennessee Titans, Dec 27, 2020

Rushing TDs 2 vs. Tennessee Titans, Dec 27, 2020

Receptions 4 at Cincinnati Bengals, Oct 10, 2021
2 at San Francisco 49ers, Sep 26, 2021

Receiving Yards 49 at Cincinnati Bengals, Oct 10, 2021
16 vs. Pittsburgh Steelers, Oct 03, 2021
...1 more at 16.

Longest Receptions 24 at Cincinnati Bengals, Oct 10, 2021
16 vs. Pittsburgh Steelers, Oct 03, 2021
...1 more at 16.

Receiving TDs 1 at Cincinnati Bengals, Oct 10, 2021

All-Purpose Yards 129 vs. Tennessee Titans, Dec 27, 2020
97 vs. Pittsburgh Steelers, Oct 03, 2021

Most TDs 2 vs. Tennessee Titans, Dec 27, 2020
1 at Cincinnati Bengals, Oct 10, 2021

Rushing Average 5.9 vs. Tennessee Titans, Dec 27, 2020
5.4 vs. Pittsburgh Steelers, Oct 03, 2021
...1 more at 5.4.

Receiving Average 12.3 at Cincinnati Bengals, Oct 10, 2021

NFL debut: at Minnesota, 9/13/20

First NFL touchdown: vs. Tennessee, 12/27/20 (30-yard run)

First NFL 100-yard game: vs. Tennessee, 12/27/20 (124 yards)

CAREER TRANSACTIONS

2020 - Selected by Green Bay Packers in the second round (62nd overall) of '20 NFL Draft, April 24...Signed first contract, July 1...Placed on reserve/COVID-19, Nov. 2...Activated from reserve/COVID-19, Dec. 10...Activated from exempt/COVID-19, Dec. 12.

RASUL DOUGLAS

29

CORNERBACK
WEST VIRGINIA

Fifth NFL Season | First Packers Season



Ht: 6-2 | Wt: 209 | Born: August 29, 1994 | NFL Games Played/Started: 62/30 | Acquired: FA-21 (PS-ARI.)

AT A GLANCE

- » Prior to joining Green Bay this year, he played 60 games played with 29 starts (Philadelphia, 2017-19 / Carolina, 2020), totaling 178 tackles (144 solo), 10 tackles for loss, five INTs and 34 passes defended.
- » In his lone year with the Panthers in 2020, appeared in 14 games and made 11 starts, recording a career-high 62 tackles (50), while adding nine passes defended.
- » As a rookie in 2017, made significant contributions on defense during the Eagles' Super Bowl LII run, playing in 14 contests with five starts, tallying 24 stops (22), two INTs and a career- best 11 passes defended.
- » In six postseason appearances, has recorded 10 stops and one pass defended.

2021 SEASON: Has appeared in two games with one start, recording nine solo tackles, a PD and FF...Was signed to Green Bay's active roster on Oct. 6 off the Arizona Cardinals' practice squad...**At Cincinnati (Oct. 10):** Inactive (healthy scratch)...**At Chicago (Oct. 17):** Made his Packers debut, playing on 52 snaps and recording five tackles (all solo)...**vs. Washington (Oct. 24):** Started his first game for Green Bay, playing on 58 snaps and recording four solo tackles, a PD and a forced fumble.

REGULAR-SEASON COMPARISON: DEFENSIVE - ARIZONA CARDINALS

DATE	OPP	W/L	GP/GS	TOT	TACKLES					MISC						
					SOLO	ASST	SACK	YDS.	INT	TFL	PD	QBH	TD	FF	FR	
10/8/17	PHI vs. ARZ	W	S	3	3	0	0.0	0.0	0	0	0	1	0	0	0	0
10/4/20	CAR vs. ARZ	W	S	4	4	0	0.0	0.0	0	0	0	0	0	0	0	
TOTALS		2/0	2/2	7	7	0	0.0	0.0	0	0	0	1	0	0	0	0

RASUL DOUGLAS' NFL REGULAR-SEASON DEFENSIVE STATISTICS

YEAR	TEAM	GP	GS	TK	S	TACKLES					INTERCEPTIONS							ST		MISC						
						A	TFL	YDS	SK	YDS	QBH	NO	YDS	LG	TD	PD	FF	FR	TD	YDS	TK	S	A	FF	FR	S
2017	Eagles	14	5	24	22	2	0	0.0	0.0	0	2	7	7	0	11	0	0	0	0	1	1	0	0	0	0	0
2018	Eagles	16	7	57	48	9	6	14.0	0.0	0	3	14	17	0	4	0	0	0	0	1	1	0	0	0	0	0
2019	Eagles	16	6	35	24	11	3	5.0	0.0	0	1	0	0	0	10	0	0	0	0	0	0	0	0	0	0	0
2020	Panthers	14	11	62	50	12	1	11.0	0.0	0	0	0	0	9	0	0	0	0	0	0	0	0	0	0	0	0
2021	Packers	2	1	9	9	0	0	0.0	0.0	0	0	0	0	0	1	1	0	0	0	0	0	0	0	0	0	0
NFL TOTALS		62	30	187	153	34	10	20.0	0.0	0	1	5	21	17	0	35	1	0	0	2	1	1	0	0	0	0

RASUL DOUGLAS' NFL POSTSEASON DEFENSIVE STATISTICS

YEAR	TEAM	GP	GS	TK	S	TACKLES					INTERCEPTIONS							ST		MISC						
						A	TFL	YDS	SK	YDS	QBH	NO	YDS	LG	TD	PD	FF	FR	TD	YDS	TK	S	A	FF	FR	S
2017	Eagles	3	0	0	0	0	0	0.0	0.0	0	0	0	0	0	0	0	0	0	0	0	0	0	0	0	0	0
2018	Eagles	2	2	10	10	0	0	0.0	0.0	0	0	0	0	0	1	0	0	0	0	0	0	0	0	0	0	0
2019	Eagles	1	0	0	0	0	0	0.0	0.0	0	0	0	0	0	0	0	0	0	0	0	0	0	0	0	0	0
NFL TOTALS		6	2	10	10	0	0	0.0	0.0	0	0	0	0	0	1	0	0	0	0	0	0	0	0	0	0	0

SINGLE-GAME HIGHS: DEFENSIVE

Total Tackles	14 at Los Angeles Rams, Dec 16, 2018 9 vs. Houston Texans, Dec 23, 2018 ...1 more at 9.	Interceptions	1 at Washington, Dec 30, 2018 1 at Dallas Cowboys, Dec 09, 2018 ...3 more at 1.
Passes Defended	3 vs. Chicago Bears, Oct 18, 2020 3 at New York Giants, Dec 29, 2019 ...1 more at 3.	Interception Return Yards	17 at Dallas Cowboys, Dec 09, 2018 7 at Carolina Panthers, Oct 12, 2017 1 vs. Carolina Panthers, Oct 21, 2018
Forced Fumbles	1 vs. Washington Football Team, Oct 24, 2021	Special Teams Tackles	1 vs. Oakland Raiders, Dec 25, 2017
Tackles For Loss	2 vs. Detroit Lions, Sep 22, 2019 1 at Tampa Bay Buccaneers, Sep 20, 2020 ...7 more at 1.		

SINGLE-GAME HIGHS - POSTSEASON: DEFENSIVE

Total Tackles	8 at Chicago Bears, Jan 06, 2019 2 at New Orleans Saints, Jan 13, 2019	Passes Defended	1 at Chicago Bears, Jan 06, 2019
----------------------	---	------------------------	----------------------------------

2021 GXG REGULAR SEASON (PACKERS)

DATE	OPPONENT	P/S	TK	S	A	SK	YDS	INT	PD	FF	FR	TD
09/12	at Saints											
09/20	Lions											
09/26	at 49ers											
10/03	Steelers											
10/10	at Bengals											
10/17	at Bears	P	5	5	0	0	0	0	0	0	0	0
10/24	Washington	S	4	4	0	0	0	0	0	1	1	0
2021 TOTALS		2-1	9	9	0	0	0	0	0	1	1	0

TRANSACTIONS: Selected by the Philadelphia Eagles in the third round (99th overall) of the 2017 NFL Draft...Waived by Philadelphia (9/5/20)...Claimed off waivers by the Carolina Panthers (9/6/20)...Placed on the Reserve/COVID-19 list (10/23/20)...Activated from the Reserve/COVID-19 list (11/2/20)...Declared free agency (3/27/21)...Signed with the Las Vegas Raiders as an unrestricted free agent (4/19/21)...Waived by Las Vegas (8/23/21)...Signed with the Houston Texans as a free agent (8/25/21).

JONATHAN GARVIN

53

LINEBACKER
MIAMI

Second NFL Season | Second Packers Season



Ht: 6-4 | Wt: 257 | Born: July 28, 1999 | NFL Games Played/Started: 15/0 | Acquired: D7b-20

AT A GLANCE

Logged his first full sack of his career on 10/17/21 at Chicago, taking down QB Justin Fields for a loss of 4 yards in the second quarter. »

Played in eight contests for the Packers in 2020, recording five tackles (two solo).

» Registered a career-best three tackles (two solo) at Tampa Bay (Oct. 18, 2020).

» Selected by the Packers with the second of two selections in the seventh round (No. 242 overall) of the 2020 NFL Draft, a pick obtained from Baltimore in 2018 in exchange for RB Ty Montgomery.

2021 SEASON: Has played in all seven games as a reserve on defense and on special teams, logging seven tackles (six solo), 1.5 sacks and five QB hits (No. 4 on team)... **At New Orleans (Sept. 12):** Played a career-high 26 defensive snaps... **Vs. Detroit (Sept. 20):** Played on 13 defensive snaps, logging one tackle and his first career QB hit... **At San Francisco (Sept. 26):** Had two tackles (one solo), while adding a split sack with T.J. Slaton and also added two QB hits, a career best in both categories... **Vs. Pittsburgh (Oct. 3):** Played on 26 defensive snaps, recording one solo tackle... **At Cincinnati (Oct. 10):** Played on 20 snaps and logged one QB hit... **At Chicago (Oct. 17):** Recorded his first full sack, taking down QB Justin Fields for a loss of 4 yards in the second quarter. Finished with two tackles (both solo)... **Vs. Washington (Oct. 24):** Logged one tackle and had a QB hit on 43 snaps of work.

JONATHAN GARVIN'S NFL REGULAR-SEASON DEFENSIVE STATISTICS

YEAR	TEAM	GP	GS	TACKLES					INTERCEPTIONS							ST				MISC							
				TK	S	A	TFL	YDS	SK	YDS	QBH	NO	YDS	LG	TD	PD	FF	FR	TD	YDS	TK	S	A	FF	FR	S	A
2020	Packers	8	0	5	2	3	0	0	0.0	0.0	0	0	0	0	0	0	0	0	0	0	0	0	0	0	0	0	0
2021	Packers	7	0	7	6	1	1	4	1.5	7.5	5	0	0	0	0	0	0	0	0	0	0	0	0	0	0	0	
NFL TOTALS		15	0	12	8	4	1	4	1.5	7.5	5	0	0	0	0	0	0	0	0	0	0	0	0	0	0	0	

SINGLE-GAME HIGHS: DEFENSIVE

Total Tackles 3 at Tampa Bay Buccaneers, Oct 18, 2020
2 at Chicago Bears, Oct 17, 2021
...1 more at 2.

Sacks 0.5 at San Francisco 49ers, Sep 26, 2021

2021 GXG REGULAR SEASON (PACKERS)

DATE	OPPONENT	P/S	TK	S	SK	YDS	INT	PD	FF	FR	TD
09/12	at Saints	P	0	0	0	0.0	0	0	0	0	0
09/20	Lions	P	1	1	0	0.0	0	0	0	0	0
09/26	at 49ers	P	2	1	0.5	3.5	0	0	0	0	0
10/03	Steelers	P	1	1	0	0.0	0	0	0	0	0
10/10	at Bengals	P	0	0	0	0.0	0	0	0	0	0
10/17	at Bears	P	2	2	1	0	4	0	0	0	0
10/24	Washington	P	1	1	0	0.0	0	0	0	0	0
2021 TOTALS		7-0	7	6	1	1.5	7.5	0	0	0	0

RASHAN GARY

52

LINEBACKER
MICHIGAN

Third NFL Season | Third Packers Season



Ht: 6-5 | Wt: 277 | Born: December 3, 1997 | NFL Games Played/Started: 38/11 | Acquired: D1a-19

AT A GLANCE

- » Finished No. 2 on the team with five sacks and tied for No. 2 on the team with 11 QB hits last season. Also appeared in both postseason contests, finishing with 1½ sacks (No. 2 on the team) and three QB hits (tied for No. 1 on the team).
- » Played in all 16 games as a rookie in 2019 and finished No. 5 on the team with 19 QB pressures. Also registered 30 tackles (14 solo), two sacks, three tackles for a loss, a fumble recovery and seven QB hits.
- » Earned first-team All-Big Ten recognition from the league's coaches as a sophomore and as a junior at the University of Michigan, also earning second-team honors from *The Associated Press* in both of those seasons.
- » Was part of Michigan defenses that ranked in the top three in the country in total defense in all three of his seasons with the Wolverines (No. 2 in 2018, No. 3 in 2017, No. 1 in 2016).
- » Was named the 2015 All-USA Defensive Player of the Year by *USA Today* following his senior season at Paramus (N.J.) Catholic High School and was rated as the top prospect in the nation by Rivals.com, Scout.com and ESPN.

2021 SEASON: Has started all seven contests in place of injured LB Za'Darius Smith and leads the team with 15 QB hits while also registering 25 tackles (11 solo), a team-high 3.5 sacks and a tackle for a loss...**At New Orleans (Sept. 12):** Played 37 snaps on defense and led the team with two QB hits...**vs. Detroit (Sept. 20):** Played 44 snaps, registering two tackles (both solo) and led the team with two QB hits...**At San Francisco (Sept. 26):** Played on 51 defensive snaps, posting a tackle (assist), a half-sack and two QB hits. Early in the fourth quarter, combined with LB Oren Burks to sack QB Jimmy Garropolo for a loss of 4 yards to force a third-and-15...**vs. Pittsburgh (Oct. 3):** Played on 38 snaps, tying his career high with six tackles while setting a career high with four solo tackles. Also led the team with two QB hits, registered a tackle for a loss and sacked QB Ben Roethlisberger for a loss of 6 yards in the fourth quarter. The sack forced a second-and-16, and two plays later the Steelers turned it over on downs as they failed to convert a fourth-and-5...**At Cincinnati (Oct. 10):** Posted five tackles (two solo) and a QB hit. Teamed up with DL Kenny Clark early in the second quarter to stop RB Joe Mixon for a loss of 1 yard on second-and-3...**At Chicago (Oct. 17):** Racked up four tackles (all solo) and a QB hit...**vs. Washington (Oct. 24):** Led the team with a career-high two sacks and four QB hits while finishing No. 2 on the team with a career-best seven tackles (three solo) and a forced fumble. Early in the third quarter, registered a sack/forced fumble that was recovered by DL Dean Lowry at the Washington 27-yard line. The Packers scored three plays later to take a 21-7 lead.

RASHAN GARY'S NFL REGULAR-SEASON DEFENSIVE STATISTICS

YEAR	TEAM	GP	TACKLES										INTERCEPTIONS							ST			MISC					
			GS	TK	S	A	TFL	YDS	SK	YDS	QBH	NO	YDS	LG	TD	PD	FF	FR	TD	YDS	TK	S	A	FF	FR	S	A	
2019	Packers	16	0	30	14	16	3	16	2.0	13.0	7	0	0	0	0	0	1	0	0	0	0	0	0	0	0	0	0	0
2020	Packers	15	4	35	19	16	5	27	5.0	31.0	11	0	0	0	0	1	0	1	0	1	0	0	0	0	0	0	0	
2021	Packers	7	7	25	11	14	1	6	3.5	19.0	15	0	0	0	0	1	0	0	0	0	0	0	0	0	0	0	0	
NFL TOTALS		38	11	90	44	46	9	49	10.5	63.0	33	0	0	0	0	1	1	2	0	1	0	0	0	0	0	0	0	

RASHAN GARY'S NFL POSTSEASON DEFENSIVE STATISTICS

YEAR	TEAM	GP	TACKLES										INTERCEPTIONS							ST			MISC				
			GS	TK	S	A	TFL	YDS	SK	YDS	QBH	NO	YDS	LG	TD	PD	FF	FR	TD	YDS	TK	S	A	FF	FR	S	A
2019	Packers	2	0	2	0	2	0	0	0.0	0.0	0	0	0	0	0	0	0	0	0	0	0	0	0	0	0	0	0
2020	Packers	2	0	5	3	2	1	4	1.5	8.5	3	0	0	0	0	0	0	0	0	0	0	0	0	0	0	0	0
NFL TOTALS		4	0	7	3	4	1	4	1.5	8.5	3	0	0	0	0	0	0	0	0	0	0	0	0	0	0	0	

SINGLE-GAME HIGHS: DEFENSIVE

Total Tackles 7 vs. Washington Football Team, Oct 24, 2021
6 vs. Pittsburgh Steelers, Oct 03, 2021
...2 more at 6.

Sacks 2.0 vs. Washington Football Team, Oct 24, 2021
1.5 vs. Philadelphia Eagles, Dec 06, 2020
...1 more at 1.5.

Passes Defensed 1 at Indianapolis Colts, Nov 22, 2020

Forced Fumbles 1 vs. Washington Football Team, Oct 24, 2021
Fumble Recoveries 1 at Chicago Bears, Jan 03, 2021
1 vs. Denver Broncos, Sep 22, 2019

Tackles For Loss 1 vs. Pittsburgh Steelers, Oct 03, 2021
1 at Chicago Bears, Jan 03, 2021
...7 more at 1.

NFL debut: at Chicago, 9/5/19

First NFL sack: vs. Denver, 9/22/19 (J.Flacco)

CAREER TRANSACTIONS

2019 - Selected by Green Bay Packers as first of two choices in the first round (12th overall) of '19 NFL Draft, April 25...Signed first contract, May 3.

2021 GYG REGULAR SEASON (PACKERS)

DATE	OPPONENT	P/S	TK	S	A	SK	YDS	INT	PD	FF	FR	TD
09/12	at Saints	S	0	0	0	0.0	0.0	0	0	0	0	0
09/20	Lions	S	2	0	2	0.0	0.0	0	0	0	0	0
09/26	at 49ers	S	1	0	1	0.5	2.0	0	0	0	0	0
10/03	Steelers	S	6	4	2	1.0	6.0	0	0	0	0	0
10/10	at Bengals	S	5	1	4	0.0	0.0	0	0	0	0	0
10/17	at Bears	S	4	3	1	0.0	0.0	0	0	0	0	0
10/24	Washington	S	7	3	4	2.0	11.0	0	0	1	0	0
2021 TOTALS		7-7	25	11	14	3.5	19.0	0	0	1	0	0

LA'DARIUS HAMILTON

54

LINEBACKER
NORTH TEXAS

First NFL Season | First Packers Season



Ht: 6-2 | Wt: 261 | Born: January 18, 1998 | NFL Games Played/Started: 3/0 | Acquired: FA-21 (P5-TB.)

AT A GLANCE

- » Signed off Tampa Bay's practice squad on Sept. 17.
- » Made his NFL debut in Week 5 of 2021 at Cincinnati.
- » Originally entered the NFL as an undrafted free agent with the Dallas Cowboys in 2020.
- » Played at North Texas (2016-19), totaling 67 tackles and 17 sacks.

2021 SEASON: Has appeared in three games as a reserve...Made his NFL debut in Week 5 at Cincinnati...Has been inactive for three games (healthy scratch)...**Vs. Detroit (Sept. 20):** Inactive (healthy scratch)...**At San Francisco (Sept. 26):** Inactive (healthy scratch)...**Vs. Pittsburgh (Oct. 3):** Inactive (healthy scratch)...**At Cincinnati (Oct. 10):** Made his NFL debut, playing on 19 defensive snaps...**At Chicago (Oct. 17):** Played on 12 defensive snaps...**Vs. Washington (Oct. 24):** Appeared on 12 defensive snaps.

LA'DARIUS HAMILTON'S NFL REGULAR-SEASON DEFENSIVE STATISTICS

YEAR	TEAM	GP	GS	TACKLES							INTERCEPTIONS							ST				MISC					
				TK	S	A	TFL	YDS	SK	YDS	QBH	NO	YDS	LG	TD	PD	FF	FR	TD	YDS	TK	S	A	FF	FR	S	A
2021	Packers	3	0	0	0	0	0	0	0	0.0	0.0	0	0	0	0	0	0	0	0	0	0	0	0	0	0	0	0
NFL TOTALS		3	0	0	0	0	0	0	0	0.0	0.0	1	0	0	0	0	0	0	0	0	0	0	0	0	0	0	0

2021 GXG REGULAR SEASON (BUCCANEERS/PACKERS)

DATE	OPPONENT	P/S	TK	S	A	SK	YDS	INT	PD	FF	FR	TD	
09/09	Cowboys		DID NOT PLAY Went from Buccaneers to Packers .										
09/20	Lions		ON INACTIVE LIST										
09/26	at 49ers		ON INACTIVE LIST										
10/03	Steelers		ON INACTIVE LIST										
10/10	at Bengals	P	0	0	0	0	0.0	0	0	0	0	0	
10/17	at Bears	P	0	0	0	0	0.0	0	0	0	0	0	
10/24	Washington	P	0	0	0	0	0.0	0	0	0	0	0	
2021 TOTALS		3-0	0	0	0	0	0.0	0	0	0	0	0	

JAKE HANSON

67

CENTER
OREGON

First NFL Season | First Packers Season



Ht: 6-4 | Wt: 296 | Born: April 29, 1997 | NFL Games Played/Started: 2/0 | Acquired: D6b-20

AT A GLANCE

- » Spent the first five weeks of the 2020 regular season on the Packers' practice squad before being placed on injured reserve-practice squad on Oct. 13.
- » Was selected by the Packers with the second of three picks in the sixth round (No. 208 overall) of the 2020 NFL Draft.
- » Started 49 games at center over four years at Oregon, earning second-team All-Pacific-12 honors from *The Associated Press* his final two seasons and honorable mention from the conference's coaches all four seasons.

2021 SEASON: Has appeared in two games...Dressed, but did not play in three games and has been inactive (healthy scratch) for two games (Weeks 1-2)...**At New Orleans (Sept. 12):** Inactive (healthy scratch)...**Vs. Detroit (Sept. 20):** Inactive (healthy scratch)...**At San Francisco (Sept. 26):** Was active on gameday for the first time in his career, but did not see any action...**Vs. Pittsburgh (Oct. 3):** Was active for the second straight week, but did not play...**At Cincinnati (Oct. 10):** Made his NFL debut, appearing on nine plays on special teams...**At Chicago (Oct. 17):** Played on one snap on special teams...**Vs. Washington (Oct. 24):** Dressed, but did not see any action.

JAKE HANSON'S NFL REGULAR-SEASON STATISTICS

DATE	TEAM	GP	GS
2021	Packers	2	0
NFL TOTALS		2	0

2021 GXG REGULAR SEASON (PACKERS)

DATE	OPPONENT	P/S	W/L	SCORE
09/12	at Saints		ON INACTIVE LIST	L 3-38
09/20	Lions		ON INACTIVE LIST	W 35-17
09/26	at 49ers		DID NOT PLAY (NON-INJURY)	W 30-28
10/03	Steelers		DID NOT PLAY (NON-INJURY)	W 27-17
10/10	at Bengals	P		W 25-22-
10/17	at Bears	P		W 24-14
10/24	Washington		DID NOT PLAY (NON-INJURY)	W 24-10
2021 TOTALS		2-0		6-1

+- Overtime

JACK HEFLIN

90

DEFENSIVE LINEMAN
IOWA

Rookie



Ht: 6-3 | Wt: 304 | Born: March 8, 1998 | NFL Games Played/Started: 2/0 | Acquired: FA-21

AT A GLANCE

Made his NFL debut in Week 3 of 2021 at San Francisco.
Signed by Green Bay as an undrafted free agent on May 14, 2021.
» Played his graduate season at Iowa (2020), starting all eight games at defensive tackle after spending three seasons at Northern Illinois (2017-19), where he appeared in 39 games with 29 starts.

2021 SEASON: Has played in two games as a reserve...**At New Orleans (Sept. 12):** Inactive (healthy scratch)...**Vs. Detroit (Sept. 20):** Inactive (healthy scratch)...**At San Francisco (Sept. 26):** Made his NFL debut, playing four snaps on special teams...**Vs. Pittsburgh (Oct. 3):** Played on three defensive snaps, the first defensive action of his career, and also saw three snaps on special teams...**At Cincinnati (Oct. 10):** Inactive (healthy scratch)...**At Chicago (Oct. 17):** Inactive (healthy scratch)...**Vs. Washington (Oct. 24):** Inactive (healthy scratch).

JACK HEFLIN'S NFL REGULAR-SEASON DEFENSIVE STATISTICS

YEAR	TEAM	GP	GS	TACKLES							INTERCEPTIONS							ST				MISC						
				TK	S	A	TFL	YDS	SK	YDS	QBH	NO	YDS	LG	TD	PD	FF	FR	TD	YDS	TK	S	A	FF	FR	S	A	
2021	Packers	2	0	0	0	0	0	0	0	0.0	0.0	0	0	0	0	0	0	0	0	0	0	0	0	0	0	0	0	0
NFL TOTALS		2	0	0	0	0	0	0	0	0.0	0.0	0	0	0	0	0	0	0	0	0	0	0	0	0	0	0	0	0

KYLIN HILL

32

RUNNING BACK
MISSISSIPPI STATE

Rookie



Ht: 5-10 | Wt: 214 | Born: August 18, 1998 | NFL Games Played/Started: 7/0 | Acquired: D7-21

AT A GLANCE

- Selected by the Packers in the seventh round (No. 256 overall) of the 2021 NFL Draft, the first RB drafted out of Mississippi State by Green Bay since Ode Burrell (third round) in 1964.
- As a senior in 2020, set the single-game school record for receiving yards by an RB with 158 at LSU and tied the school mark for catches in a game (WR Eric Moulds, 1995) with 15 at Kentucky.
- Earned first-team All-Southeastern Conference honors from *The Associated Press* as a junior in 2019 after posting a career-high 1,350 rushing yards (No. 4 in school history) and a career-best 10 rushing TDs.
- Registered four 150-yard rushing games as a junior, the most in a single season in school history, and was the lone running back in the SEC to average 100-plus rushing yards per game (103.9) in 2019.

2021 SEASON: Has appeared in all seven games, seeing time on offense and special teams...Has posted 24 rushing yards on 10 carries (2.4 avg.), one reception for 5 yards, nine kickoff return yards for 186 yards (20.7 avg.) and one tackle on special teams...**At New Orleans (Sept. 12):** Rushed for 14 yards on five carries (2.8 avg.) in his NFL debut along with two kickoff returns for 29 yards (14.5 avg.)...**Vs. Detroit (Sept. 20):** Returned two kickoffs for 60 yards (30.0 avg.), highlighted by a career-long 41-yarder out to the Green Bay 44 midway through the second quarter that helped set up a TD drive. The return was the longest by a Green Bay rookie since WR Ty Montgomery's 46-yard return at Chicago on Sept. 13, 2015. Added two carries for 8 yards (4.0 avg.)...**At San Francisco (Sept. 26):** Posted one kickoff return for 21 yards...**Vs. Pittsburgh (Oct. 3):** Returned two kickoffs for 37 yards (18.5 avg.)...**At Cincinnati (Oct. 10):** Posted his first career reception, a 5-yard pickup on a screen from QB Aaron Rodgers on the opening drive of the game, and one kickoff return for 16 yards...**At Chicago (Oct. 17):** Played 11 snaps on special teams, posting a 23-yard kickoff return and a tackle...**Vs. Washington (Oct. 24):** Appeared on five plays on offense and two on special teams. Carried the ball three times for 2 yards (0.7 avg.).

REGULAR-SEASON COMPARISON: RECEIVING - WASHINGTON FOOTBALL TEAM

DATE	OPP	W/L	GP/GS	REC	YDS.	AVG.	TD	LG	TGTS	YAC
10/24/21	GB vs. WAS	W	P	0	0	0	0	0	1	0
TOTALS		1/0	1/0	0	0	0	0	0	1	0

KYLIN HILL'S NFL REGULAR-SEASON RUSHING/RECEIVING STATISTICS

DATE	TEAM	GP	GS	RUSHING					RECEIVING				
				NO.	YDS.	AVG.	LG	TD	NO.	YDS.	AVG.	LG	TD
2021	Packers	7	0	10	24	2.4	8	0	1	5	5.0	5	0
NFL TOTALS		7	0	10	24	2.4	8	0	1	5	5.0	5	0

KYLIN HILL'S NFL REGULAR-SEASON RETURN STATISTICS

DATE	TEAM	KICKOFF RETURNS					PUNT RETURNS					
		RET.	YDS.	AVG.	LG	TD	NO.	FC	YDS.	AVG.	LG	TD
2021	Packers	9	186	20.7	41	0	0	0	0	0.0	0	0
NFL TOTALS		9	186	20.7	41	0	0	0	0	0.0	0	0

SINGLE-GAME HIGHS: RUSHING/RECEIVING

Rush Attempts	5 at New Orleans Saints, Sep 12, 2021 3 vs. Washington Football Team, Oct 24, 2021	All-Purpose Yards	68 vs. Detroit Lions, Sep 20, 2021 43 at New Orleans Saints, Sep 12, 2021
Rushing Yards	14 at New Orleans Saints, Sep 12, 2021 8 vs. Detroit Lions, Sep 20, 2021	Kickoff Returns	2 vs. Pittsburgh Steelers, Oct 03, 2021 2 vs. Detroit Lions, Sep 20, 2021 ...1 more at 2.
Longest Runs	8 at New Orleans Saints, Sep 12, 2021 5 vs. Detroit Lions, Sep 20, 2021	Kickoff Return Yards	60 vs. Detroit Lions, Sep 20, 2021 37 vs. Pittsburgh Steelers, Oct 03, 2021
Longest Receptions	5 at Cincinnati Bengals, Oct 10, 2021	Longest Kickoff Return	41 vs. Detroit Lions, Sep 20, 2021 23 at Chicago Bears, Oct 17, 2021

2021 GXG REGULAR SEASON (PACKERS)

DATE	OPPONENT	P/S	RUSHING					RECEIVING				
			NO.	YDS.	AVG.	LG	TD	NO.	YDS.	AVG.	LG	TD
09/12	at Saints	P	5	14	2.8	8	0	0	0	0.0	0	0
09/20	Lions	P	2	8	4.0	5	0	0	0	0.0	0	0
09/26	at 49ers	P	0	0	0.0	0	0	0	0	0.0	0	0
10/03	Steelers	P	0	0	0.0	0	0	0	0	0.0	0	0
10/10	at Bengals	P	0	0	0.0	0	0	1	5	5.0	5	0
10/17	at Bears	P	0	0	0.0	0	0	0	0	0.0	0	0

10/24	Washington	P	3	2	0.7	3	0	0	0	0.0	0	0	
2021 TOTALS			7-0	10	24	2.4	8	0	1	5	5.0	5	0

2021 GXG REGULAR SEASON (PACKERS)

DATE	OPPONENT	P/S	KICKOFF RETURNS					PUNT RETURNS					W/L	SCORE	
			RET	YDS	AVG	LG	TD	NO	FC	YDS	AVG	LG			TD
09/12	at Saints	P	2	29	14.5	17	0	0	0	0	0.0	0	0	L	3-38
09/20	Lions	P	2	60	30.0	41	0	0	0	0	0.0	0	0	W	35-17
09/26	at 49ers	P	1	21	21.0	21	0	0	0	0	0.0	0	0	W	30-28
10/03	Steelers	P	2	37	18.5	21	0	0	0	0	0.0	0	0	W	27-17
10/10	at Bengals	P	1	16	16.0	16	0	0	0	0	0.0	0	0	W	25-22+
10/17	at Bears	P	1	23	23.0	23	0	0	0	0	0.0	0	0	W	24-14
10/24	Washington	P	0	0	0.0	0	0	0	0	0	0.0	0	0	W	24-10
2021 TOTALS		7-0	9	186	20.7	41	0	0	0	0	0.0	0	0	6-1	

+ - Overtime

SHEMAR JEAN-CHARLES

22

CORNERBACK
APPALACHIAN STATE

Rookie



Ht: 5-10 | Wt: 184 | Born: June 20, 1998 | NFL Games Played/Started: 5/0 | Acquired: D5b-21

AT A GLANCE

- » Last name is pronounced John Charles.
- » Named a first team All American by the Walter Camp Football Foundation, second-team All American by *Sporting News* and PFF College and third-team All-American by *Phil Steele's College Football* after leading the nation with 17 passes defensed in 2020.
- » Also earned first-team All-Sun Belt honors, was named PFF's Sun Belt Player of the Year and was a semifinalist for the Bednarik Award (nation's top defender) and the Thorpe Award (nation's top defensive back) as a senior.
- » Appeared in all 14 games with 13 starts at cornerback in 2019 and was named third team All Sun Belt by PFF College.
- » Saw action in 24 games over his first two seasons (2017-18), contributing on special teams and as the third cornerback.
- » Named second team All Broward County by the *Miami Herald* as a senior at Miramar (Fla.) High School and was selected to represent Broward County in the 2015 Dade vs. Broward all star game.

2021 SEASON: Has played in five games as a reserve and has logged a solo tackle on defense and two tackles on special teams...**At New Orleans (Sept. 12):** Inactive (healthy scratch)...**Vs. Detroit (Sept. 20):** Inactive (healthy scratch)...**At San Francisco (Sept. 26):** Made his NFL debut, playing 14 snaps on special teams...**Vs. Pittsburgh (Oct. 3):** Played on six defensive snaps, 12 special teams snaps and logged his first career solo tackle on defense...**At Cincinnati (Oct. 10):** Played on one defensive snap and on 15 special teams snaps, recording one special teams tackle (assist)...**At Chicago (Oct. 17):** Played on three defensive snaps and on 15 special teams snaps, logging a solo tackle on special teams....**Vs. Washington (Oct. 24):** Played on 12 defensive snaps and on 10 special teams snaps.

SHEMAR JEAN-CHARLES' NFL REGULAR-SEASON DEFENSIVE STATISTICS

YEAR	TEAM	GP	GS	TACKLES					INTERCEPTIONS							ST				MISC						
				TK	S	A	TFL	YDS	SK	YDS	QBH	NO	YDS	LG	TD	PD	FF	FR	TD	YDS	TK	S	A	FF	FR	S
2021	Packers	5	0	1	1	0	0	0	0.0	0.0	0	0	0	0	0	0	0	0	0	2	1	1	0	0	0	0
NFL TOTALS		5	0	1	1	0	0	0	0.0	0.0	0	0	0	0	0	0	0	0	0	2	1	1	0	0	0	0

2021 GXG REGULAR SEASON (PACKERS)

DATE	OPPONENT	P/S	TK	S	SK	YDS	INT	PD	FF	FR	TD	
09/12	at Saints		ON INACTIVE LIST									
09/20	Lions		ON INACTIVE LIST									
09/26	at 49ers	P	0	0	0	0.0	0	0	0	0	0	
10/03	Steelers	P	1	1	0	0.0	0	0	0	0	0	
10/10	at Bengals	P	0	0	0	0.0	0	0	0	0	0	
10/17	at Bears	P	0	0	0	0.0	0	0	0	0	0	
10/24	Washington	P	0	0	0	0.0	0	0	0	0	0	
2021 TOTALS		5-0	1	1	0	0.0	0	0	0	0	0	

ELGTON JENKINS

74

GUARD
MISSISSIPPI STATE

Third NFL Season | Third Packers Season



Ht: 6-5 | Wt: 311 | Born: December 26, 1995 | NFL Games Played/Started: 36/34 | Acquired: D2-19

AT A GLANCE

- » Was selected to his first career Pro Bowl last season, becoming just the third offensive lineman in team history to be named to the Pro Bowl within his first two seasons in the NFL (Derel Teteak, 1952; Charley Brock, 1940).
- » Started games at three different positions in 2020 (12 at LG, three at C, one at RT), becoming the first Green Bay offensive lineman to start a game at guard, center and tackle in the same season since the 1970 AFL-NFL merger.
- » Was part of a line that allowed one sack or zero sacks in a league-best 13 games last season, tied for the most in a season in team history (2004).
- » Was named to the PFVWA All-Rookie team in 2019, only the second Packers guard to be selected since 1974 (Daryn Colledge, 2006), after appearing in all 16 games with 14 starts at LG.
- » Helped clear the way for RB Aaron Jones, who posted 1,084 rushing yards and a career-best 16 rushing TDs, which was tied for the NFL lead in 2019 and was the second most in team history behind only FB Jim Taylor (19 in 1962).

2021 SEASON: Has started four games at LT (Weeks 1-2, 6-7) and was inactive (ankle) in Weeks 3-5...**At New Orleans (Sept. 12):** Started at LT for the first time in his career and appeared on all 57 snaps. Made a tackle of CB Paulson Adebode at the New Orleans 40 early in the third quarter on a QB Aaron Rodgers interception...**Vs. Detroit (Sept. 20):** Started at LT and played all 65 snaps, protecting Rodgers as he connected on 22 of 27 passes for 255 yards and four TDs with no INTs (145.6 rating)...**At San Francisco (Sept. 26):** Inactive due to an ankle injury, his first NFL game missed due to injury as his streak of 34 consecutive games played came to an end...**Vs. Pittsburgh (Oct. 3):** Inactive (ankle)...**At Cincinnati (Oct. 10):** Inactive (ankle)...**At Chicago (Oct. 17):** Started at LT and played all 59 snaps, helping clear the way for the Packers' season-high 154 rushing yards on 31 carries (5.0 avg.). Protected Rodgers as he completed 17 of 23 passes for 195 yards and two TDs (128.0 rating)...**Vs. Washington (Oct. 24):** Started at LT and played all 56 snaps, protecting Rodgers as he threw for 274 yards and three TDs with no INTs (127.6 rating).

ELGTON JENKINS' NFL REGULAR-SEASON STATISTICS

DATE	TEAM	GP	GS
2019	Packers	16	14
2020	Packers	16	16
2021	Packers	4	4
NFL TOTALS		36	34

ELGTON JENKINS' NFL POSTSEASON STATISTICS

DATE	TEAM	GP	GS
2019	Packers	2	2
2020	Packers	2	2
NFL TOTALS		4	4

NFL debut: at Chicago, 9/5/19

NFL first start: vs. Denver, 9/22/19

CAREER TRANSACTIONS

2019 - Selected by Green Bay Packers in the second round (44th overall) of '19 NFL Draft, April 26...Signed first contract, May 13.

2021 GXG REGULAR SEASON (PACKERS)

DATE	OPPONENT	P/S	W/L	SCORE
09/12	at Saints	S	L	3-38
09/20	Lions	S	W	35-17
09/26	at 49ers		W	30-28
10/03	Steelers		W	27-17
10/10	at Bengals		W	25-22-
10/17	at Bears	S	W	24-14
10/24	Washington	S	W	24-10
2021 TOTALS		4-4	6-1	

+ - Overtime



AARON JONES

33

RUNNING BACK
TEXAS-EL PASO

Fifth NFL Season | Fifth Packers Season



Ht: 5-9 | Wt: 208 | Born: December 2, 1994 | NFL Games Played/Started: 61/49 | Acquired: D5b-17

AT A GLANCE

- » Is one of only two players in NFL history to post 3,000-plus rushing yards (3,364) and 35-plus rushing TDs (37) with an average of 5.00-plus yards per carry (5.17) in their first four seasons, joining RB Jim Brown (1957-60).
- » Among RBs with 700-plus career carries, ranks No. 6 in league history with an average of 5.11 yards per carry.
- » Ranks No. 3 in the NFL in rushing TDs (27) and No. 2 in total TDs (36) since 2019.
- » Is one of only three players in the NFL to post 2,000-plus rushing yards and 25-plus rushing TDs over the past two seasons (Derrick Henry, Dalvin Cook). Became the first Packer to hit those marks over a two-season span since FB Jim Taylor (1962-63).
- » Ranked No. 4 in the NFL with 37 rushing TDs from 2017-20, the most in franchise history by a player in his first four seasons in the league (Taylor, 33).
- » Ranked No. 4 in the league in rushing yards with a career-high 1,104 yards and nine TDs on 201 carries (5.49 avg.) last season, setting a single-season franchise mark for yards per carry (min. 200 att.) as he surpassed Taylor's mark of 5.42 yards per carry in 1962 (272-1,474).
- » Was tied for the NFL lead in rushing TDs (16) in 2019, the second most in team history behind only Taylor (19 in 1962), and was tied for the league lead with 19 total TDs, which tied for the second most in franchise annals behind only RB Ahman Green (20 in 2003).
- » Ranked No. 1 in the league in yards per carry (5.47) in 2018 (min. 100 att.), the first Packer to lead the league in the category since the NFL went to a 16-game schedule in 1978.
- » Among players with 100-plus carries, holds two of the top three single-season marks in team history for yards per carry (5.49 in 2020 and 5.47 in 2018).

2021 SEASON: Has started all seven games and has posted 404 rushing yards and two TDs on 89 carries (4.5 avg.)...Ranks No. 2 on the team with 26 receptions for 186 yards (7.2 avg.) and a team-high four TDs...Is tied for No. 6 in the league with a team-high two total TDs and is tied for No. 1 in the NFL among RBs in receiving TDs...Became the only Green Bay RB since 1950 to register four receiving TDs in the first six games of the season...Posted five TDs in the first three games in each of the last two seasons (2020-21), becoming the first Packer since 1950 to register five total TDs in the first three games of a season in back-to-back years...**At New Orleans (Sept. 12):** Started at RB and carried the ball five times for 9 yards (1.8 avg.) along with two receptions for 13 yards (6.5 avg.)...**Vs. Detroit (Sept. 20):** Caught six passes for 48 yards (8.0 avg.) and a career-high three TDs along with 67 yards and a TD on 17 carries (3.9 avg.). Became the first Green Bay RB to register three receiving TDs in a game since Andy Uram (vs. Chicago Cardinals, 1942). Added a fourth-quarter rushing TD, giving him four TDs in a game for the second time in his career (four rushing TDs at Dallas in 2019). Became the eighth NFL RB since 1950 with a rushing TD and three-plus receiving TDs in a game and only the third (Jamaal Charles, 2013; Danny Woodhead, 2015) to also have six-plus receptions. With the four total TDs, Jones tied the single-game Lambeau Field record (last by Panthers RB DeAngelo Williams in 2008). It marked his fourth career game with three-plus total TDs, tied with RB Paul Hornung for No. 3 in team history behind only WR Don Hutson (nine) and FB Jim Taylor (eight)...**At San Francisco (Sept. 26):** Led the team with 82 rushing yards and a TD on 19 carries (4.3 avg.) along with two receptions for 14 yards (7.0 avg.). Scored from 3 yards out with just over a minute remaining in the first half to give Green Bay a 17-0 lead...**Vs. Pittsburgh (Oct. 3):** Rushed for 48 yards on 15 attempts (3.2 avg.) and posted a season-high 51 receiving yards on three catches (17.0 avg.), highlighted by a season-long 26-yard grab over the middle in the third quarter down to the Pittsburgh 11. Posted his first career kickoff return, fielding Chris Boswell's kick at the Green Bay 15 and returning it 10 yards...**At Cincinnati (Oct. 10):** Started and posted a season-high 103 yards rushing on just 14 carries (7.4 avg.), the fewest attempts in a 100-yard rushing game in his career, highlighted by his 57-yard run to the Cincinnati 18 late in the fourth quarter. Added four receptions for 6 yards (1.5 avg.)...**At Chicago (Oct. 17):** Started and led the team with 76 receiving yards on 13 carries (5.8 avg.), including a 28-yard run early in the third quarter. Was tied for the team lead with four receptions for 34 yards (8.5 avg.), highlighted by a 12-yard TD catch with six minutes remaining in the third quarter that gave Green Bay a 17-7 lead...**Vs. Washington (Oct. 24):** Started and played 41 snaps, rushing for 19 yards on six carries (3.2 avg.) while adding five receptions for 20 yards (4.0 avg.).

AARON JONES' NFL REGULAR-SEASON RUSHING/RECEIVING STATISTICS

DATE	TEAM	GP	GS	RUSHING					RECEIVING				
				NO.	YDS.	AVG.	LG	TD	NO.	YDS.	AVG.	LG	TD
2017	Packers	12	4	81	448	5.5	46t	4	9	22	2.4	9	0
2018	Packers	12	8	133	728	5.5	67	8	26	206	7.9	24t	1
2019	Packers	16	16	236	1,084	4.6	56t	16	49	474	9.7	67t	3
2020	Packers	14	14	201	1,104	5.5	77t	9	47	355	7.6	30	2
2021	Packers	7	7	89	404	4.5	57	2	26	186	7.2	26	4
NFL TOTALS		61	49	740	3,768	5.1	77t	39	157	1,243	7.9	67t	10

AARON JONES' NFL POSTSEASON RUSHING/RECEIVING STATISTICS

DATE	TEAM	GP	GS	RUSHING					RECEIVING				
				NO.	YDS.	AVG.	LG	TD	NO.	YDS.	AVG.	LG	TD
2019	Packers	2	2	33	118	3.6	23	3	6	31	5.2	9t	1
2020	Packers	2	2	20	126	6.3	60	1	5	21	4.2	14	0
NFL TOTALS		4	4	53	244	4.6	60	4	11	52	4.7	14	1

SINGLE-GAME HIGHS: RUSHING/RECEIVING

Rush Attempts	25 at Detroit Lions, Dec 29, 2019 23 at Minnesota Vikings, Dec 23, 2019 ...1 more at 23.	Receiving TDs	3 vs. Detroit Lions, Sep 20, 2021 2 at Kansas City Chiefs, Oct 27, 2019
Rushing Yards	168 vs. Detroit Lions, Sep 20, 2020 154 at Minnesota Vikings, Dec 23, 2019 77t vs. Philadelphia Eagles, Dec 06, 2020	All-Purpose Yards	236 vs. Detroit Lions, Sep 20, 2020 226 at Kansas City Chiefs, Oct 27, 2019
Longest Runs	75t vs. Detroit Lions, Sep 20, 2020	Longest Kickoff Return	10 vs. Pittsburgh Steelers, Oct 03, 2021
Rushing TDs	4 at Dallas Cowboys, Oct 06, 2019 3 vs. Carolina Panthers, Nov 10, 2019	Miscellaneous Tackles	1 at Minnesota Vikings, Dec 23, 2019
Receptions	7 at Kansas City Chiefs, Oct 27, 2019 7 at Dallas Cowboys, Oct 06, 2019	Most TDs	4 vs. Detroit Lions, Sep 20, 2021 4 at Dallas Cowboys, Oct 06, 2019
Receiving Yards	159 at Kansas City Chiefs, Oct 27, 2019 75 at Dallas Cowboys, Oct 06, 2019	Rushing Average	9.7 vs. Miami Dolphins, Nov 11, 2018 9.4 vs. Tennessee Titans, Dec 27, 2020
Longest Receptions	67t at Kansas City Chiefs, Oct 27, 2019 50 at Kansas City Chiefs, Oct 27, 2019	Receiving Average	22.7 at Kansas City Chiefs, Oct 27, 2019 17.0 vs. Pittsburgh Steelers, Oct 03, 2021 ...1 more at 17.0.

100-YARD RECEIVING GAMES (1): REGULAR-SEASON

DATE	TEAM	NO.	YDS.	AVG.	LG	TD
10/27/19	at Chiefs	7	159	22.7	67t	2

100-YARD RUSHING GAMES (12): REGULAR-SEASON

DATE	TEAM	ATT.	YDS.	AVG.	LG	TD
10/08/17	at Cowboys	19	125	6.6	22	1
10/22/17	SAINTS	17	131	7.7	46t	1
11/11/18	DOLPHINS	15	145	9.7	67	2
09/15/19	VIKINGS	23	116	5.0	15	1
10/06/19	at Cowboys	19	107	5.6	18t	4
12/08/19	WASHINGTON	16	134	8.4	42	1
12/23/19	at Vikings	23	154	6.7	56t	2
12/29/19	at Lions	25	100	4.0	14	0
09/20/20	LIONS	18	168	9.3	75t	2
12/06/20	EAGLES	15	130	8.7	77t	1
12/19/20	PANTHERS	20	145	7.3	46	1
10/10/21	at Bengals	14	103	7.4	57	0

NFL debut: at Atlanta, 9/17/17

First NFL start: at Dallas, 10/8/17

First NFL touchdown: vs. Chicago, 9/28/17 (2-yard run)

First NFL 100-yard game: at Dallas, 10/8/17 (125 yards)

CAREER TRANSACTIONS

2017 - Selected by Green Bay Packers as second of two choices in the fifth round (182nd overall) of '17 NFL Draft, April 29 (free agency compensatory pick)...Signed first contract, May 5.

2021 GXG REGULAR SEASON (PACKERS)


DATE	OPPONENT	P/S	RUSHING					RECEIVING				
			NO.	YDS.	AVG.	LG	TD	NO.	YDS.	AVG.	LG	TD
09/12	at Saints	S	5	9	1.8	3	0	2	13	6.5	7	0
09/20	Lions	S	17	67	3.9	9	1	6	48	8.0	13	3
09/26	at 49ers	S	19	82	4.3	12	1	2	14	7.0	11	0
10/03	Steelers	S	15	48	3.2	15	0	3	51	17.0	26	0
10/10	at Bengals	S	14	103	7.4	57	0	4	6	1.5	5	0
10/17	at Bears	S	13	76	5.8	28	0	4	34	8.5	12t	1
10/24	Washington	S	6	19	3.2	9	0	5	20	4.0	10	0
2021 TOTALS		7-7	89	404	4.5	57	2	26	186	7.2	26	4

KINGSLEY KEKE

96

DEFENSIVE LINEMAN
TEXAS A&M

Third NFL Season | Third Packers Season



Ht: 6-3 | Wt: 288 | Born: September 26, 1996 | NFL Games Played/Started: 36/15 | Acquired: D5-19

AT A GLANCE

- » Last name is pronounced kee-kee.
- » In 2020, tied for No. 3 on the team with four sacks and finished No. 4 with eight QB hits, leading Green Bay's defensive linemen in both categories.
- » Played in 14 games as a rookie in 2019 and posted 11 tackles (seven solo) and a QB pressure. Also saw action in both playoff contests and recorded three tackles (all solo), including a tackle for a loss.
- » Moved into the starting lineup early in his sophomore campaign and went on to start the final 35 games of his career. Did not miss a game at Texas A&M, appearing in all 52 contests from 2015-18.
- » Started all 13 games for the Aggies as a senior in 2018 and led the team with a career-high seven sacks. Ranked No. 2 on the team with a career-best 11 tackles for a loss.
- » Earned all-state honors as a senior at George Ranch High School in Richmond, Texas, after recording 60 tackles, 10 tackles for a loss and five sacks.

2021 SEASON: Has played in all seven games with six starts at DE, logging 18 tackles (eight solo), 2.5 sacks (No. 3 on the team), a forced fumble, two QB hits and a PD... **At New Orleans (Sept. 12):** Started and played 31 snaps, logging two tackles (both assists)... **vs. Detroit (Sept. 20):** Started and appeared on 32 defensive snaps and had an assisted tackle... **At San Francisco (Sept. 26):** Started and played on 42 defensive snaps, logging two tackles (both assisted)... **vs. Pittsburgh (Oct. 3):** Recorded a strip-sack on Steelers QB Ben Roethlisberger, which was recovered by DL Kenny Clark, his first sack of the season and the second forced fumble of his career. The turnover gave Green Bay the ball at the Steelers' 23-yard line, which led to a Packers TD to extend their lead to 14-7 early in the second quarter. Also added a PD... **At Cincinnati (Oct. 10):** Played on 31 snaps and logged two tackles (both assisted)... **At Chicago (Oct. 17):** Registered three tackles (all solo) on 26 defensive snaps of work... **vs. Washington (Oct. 24):** Started and logged a career-high six tackles (four solo) and had 1.5 sacks on Washington QB Taylor Heinicke. It was the third game of his career having 1.5-plus sacks.

KINGSLEY KEKE'S NFL REGULAR-SEASON DEFENSIVE STATISTICS

YEAR	TEAM	GP	TACKLES										INTERCEPTIONS							ST				MISC				
			GS	TK	S	A	TFL	YDS	SK	YDS	QBH	NO	YDS	LG	TD	PD	FF	FR	TD	YDS	TK	S	A	FF	FR	S	A	
2019	Packers	14	0	11	7	4	0	0	0.0	0.0	1	0	0	0	0	0	0	0	0	0	0	0	0	0	0	0	0	0
2020	Packers	15	9	21	12	9	3	21	4.0	27.0	8	0	0	0	2	1	0	0	0	0	0	0	0	0	0	0	0	
2021	Packers	7	6	18	8	10	1	13	2.5	23.0	2	0	0	0	1	1	0	0	0	0	0	0	0	0	0	0	0	
NFL TOTALS		36	15	50	27	23	4	34	6.5	50.0	11	0	0	0	3	2	0	0	0	0	0	0	0	0	0	0	0	

KINGSLEY KEKE'S NFL POSTSEASON DEFENSIVE STATISTICS

YEAR	TEAM	GP	TACKLES										INTERCEPTIONS							ST				MISC			
			GS	TK	S	A	TFL	YDS	SK	YDS	QBH	NO	YDS	LG	TD	PD	FF	FR	TD	YDS	TK	S	A	FF	FR	S	A
2019	Packers	2	0	3	3	0	1	1	0.0	0.0	0	0	0	0	0	0	0	0	0	0	0	0	0	0	0	0	0
NFL TOTALS		2	0	3	3	0	1	1	0.0	0.0	0	0	0	0	0	0	0	0	0	0	0	0	0	0	0	0	0

SINGLE-GAME HIGHS: DEFENSIVE

Total Tackles 6 vs. Washington Football Team, Oct 24, 2021
5 at Tampa Bay Buccaneers, Oct 18, 2020
2.0 vs. Philadelphia Eagles, Dec 06, 2020
2.0 at New Orleans Saints, Sep 27, 2020
Passes Defensed 1 vs. Pittsburgh Steelers, Oct 03, 2021
1 at Detroit Lions, Dec 13, 2020
...1 more at 1.

Forced Fumbles 1 at New Orleans Saints, Sep 27, 2020
Tackles For Loss 2 vs. Philadelphia Eagles, Dec 06, 2020
1 vs. Washington Football Team, Oct 24, 2021
...1 more at 1.

NFL debut: vs. Denver, 9/22/19

First NFL start: at Minnesota, 9/13/20

First NFL sack: at New Orleans, 9/27/20 (D.Brees)

CAREER TRANSACTIONS

2019 - Selected by Green Bay Packers in the fifth round (150th overall) of '19 NFL Draft, April 27...Signed first contract, May 3.

2021 GXG REGULAR SEASON (PACKERS)


DATE	OPPONENT	P/S	TK	S	A	SK	YDS	INT	PD	FF	FR	TD
09/12	at Saints	S	2	0	0	0	0	0	0	0	0	0
09/20	Lions	S	1	0	0	0	0	0	0	0	0	0
09/26	at 49ers	S	2	0	0	0	0	0	0	0	0	0
10/03	Steelers	S	1	1	0	1.0	6.0	0	1	1	0	0
10/10	at Bengals	P	2	0	0	0	0	0	0	0	0	0
10/17	at Bears	S	4	3	1	0	0	0	0	0	0	0
10/24	Washington	S	6	4	2	1.5	17.0	0	0	0	0	0
2021 TOTALS		7-6	18	8	10	2.5	23.0	0	1	1	0	0

DENNIS KELLY

79

TACKLE
PURDUE

10th NFL Season | First Packers Season



Ht: 6-8 | Wt: 321 | Born: January 16, 1990 | NFL Games Played/Started: 108/47 | Acquired: FA-21

AT A GLANCE

- » Signed by the Packers as a free agent on July 29, 2021.
- » Has played in 104 regular-season games with 47 starts with the Tennessee Titans (2016-20) and the Philadelphia Eagles (2012-15). Has started 30 games at RT, four at LT, four at RG, two at LG and seven as an extra tight end.
- » Started all 16 regular-season games for the first time in his career in 2020, helping RB Derrick Henry lead the NFL and set a team record with 2,027 rushing yards. Was part of a line that helped Tennessee rank No. 2 in the NFL in rushing offense (168.1 ypg) and tied for No. 2 in total offense (396.4 ypg).
- » Was originally selected by the Eagles in the fifth round (No. 153 overall) of the 2012 NFL Draft.

2021 SEASON: Has appeared in four games on special teams...**At New Orleans (Sept. 12):** Appeared on one snap on special teams in his Green Bay debut...**Vs. Detroit (Sept. 20):** Played five snaps on special teams (extra points)...**At San Francisco (Sept. 26):** Appeared on six plays on special teams...**Vs. Pittsburgh (Oct. 3):** Played six snaps on special teams...**At Cincinnati (Oct. 10):** Dressed, but did not see any action after being limited during the week (illness/back)...**At Chicago (Oct. 17):** Inactive (back)...**Vs. Washington (Oct. 24):** Inactive (back).

DENNIS KELLY'S NFL REGULAR-SEASON STATISTICS

DATE	TEAM	GP	GS
2012	Eagles	13	10
2014	Eagles	3	3
2015	Eagles	14	2
2016	Titans	16	6
2017	Titans	16	1
2018	Titans	11	5
2019	Titans	15	4
2020	Titans	16	16
2021	Packers	4	0
NFL TOTALS		108	47

DENNIS KELLY'S NFL POSTSEASON STATISTICS

DATE	TEAM	GP	GS
2017	Titans	2	0
2019	Titans	3	0
2020	Titans	1	1
NFL TOTALS		6	1

NFL debut: at Arizona, 9/23/2012

First NFL start: vs. Atlanta, 10/28/2012

First NFL TD: vs. Jacksonville, 11/24/2019 (R. Tannehill)

CAREER TRANSACTIONS

- Originally selected by the Philadelphia Eagles in the fifth round (153rd overall) of the 2012 NFL Draft.
- Traded by the Eagles to the Titans in exchange for wide receiver Dorial Green-Beckham on Aug. 16, 2016.
- Signed as a free agent with Green Bay Packers, July 29.

2021 GXG REGULAR SEASON (PACKERS)

DATE	OPPONENT	P/S	W/L	SCORE
09/12	at Saints	P	L	3-38
09/20	Lions	P	W	35-17
09/26	at 49ers	P	W	30-28
10/03	Steelers	P	W	27-17
10/10	at Bengals		DID NOT PLAY (NON-INJURY)	W 25-22-
10/17	at Bears		ON INACTIVE LIST	W 24-14
10/24	Washington		ON INACTIVE LIST	W 24-10
2021 TOTALS		4-0		6-1

+ - Overtime

KEVIN KING

20

CORNERBACK
WASHINGTON

Fifth NFL Season | Fifth Packers Season



Ht: 6-3 | Wt: 200 | Born: May 5, 1995 | NFL Games Played/Started: 44/39 | Acquired: D2a-17

AT A GLANCE

- » Tied for No. 1 on the Packers with six interceptions from 2018-20 (Darnell Savage).
- » Among NFL cornerbacks who played 500-plus snaps during the 2020 regular season, was targeted the sixth-fewest times (51) and had the eighth-fewest burns with 32 (occurs when a targeted defensive player allows a completed pass), according to Sportradar.
- » Appeared in 15 games with 14 starts in 2019 and posted career highs across the board with 59 tackles (45 solo), a sack, a team-leading five INTs (tied for No. 4 in the NFL) and 18 passes defended (No. 2 on the team).
- » Played in 15 games with 11 starts in his first two seasons (2017-18), recording 53 tackles (39 solo), an interception, two tackles for a loss and 11 passes defended.
- » Played in all 48 games with 35 starts in his four seasons at Washington and registered 165 tackles (107 solo), 8½ tackles for a loss, six interceptions, 28 passes defended, two forced fumbles and two fumble recoveries. Earned honorable mention All-Pacific-12 recognition as a junior and senior.
- » Won the Tyege Sports Council Community Service Award at the team's postseason banquet and was an honorable mention Academic All-Pac-12 selection in 2016.

2021 SEASON: Has started in all three games that he has played, recording 10 tackles (seven solo), a PD and a QB hit...**At New Orleans (Sept. 12):** Started and played 56 of 60 snaps, posting one solo tackle...**Vs. Detroit (Sept. 20):** Started and played on 56 defensive snaps, logging a PD and a QB hit...**At San Francisco (Sept. 26):** Inactive (illness)...**Vs. Pittsburgh (Oct. 3):** Inactive (concussion)...**At Cincinnati (Oct. 10):** Returned to the starting lineup and recorded five tackles (four solo) on 42 snaps of work...**At Chicago (Oct. 17):** Inactive (shoulder)...**Vs. Washington (Oct. 24):** Inactive (shoulder).

KEVIN KING'S NFL REGULAR-SEASON DEFENSIVE STATISTICS

YEAR	TEAM	GP	GS	TACKLES							INTERCEPTIONS										ST				MISC			
				TK	S	A	TFL	YDS	SK	YDS	QBH	NO	YDS	LG	TD	PD	FF	FR	TD	YDS	TK	S	A	FF	FR	S	A	
2017	Packers	9	5	31	23	8	1	4	0.0	0.0	0	0	0	0	0	8	0	0	0	0	1	1	0	0	0	0	0	
2018	Packers	6	6	22	16	6	1	2	0.0	0.0	0	1	0	0	3	0	1	0	0	1	1	0	0	0	0	0		
2019	Packers	15	14	59	45	14	4	4	1.0	2.0	0	5	54	39	0	18	1	0	0	0	0	0	0	0	0	0		
2020	Packers	11	11	57	45	12	0	0	0.0	0.0	1	0	0	0	0	5	1	1	0	48	0	0	0	0	0	0		
2021	Packers	3	3	10	7	3	0	0	0.0	0.0	1	0	0	0	0	1	0	0	0	0	0	0	0	0	0	0		
NFL TOTALS		44	39	179	136	43	6	10	1.0	2.0	2	6	54	39	0	35	2	2	0	48	2	2	0	0	0	0		

KEVIN KING'S NFL POSTSEASON DEFENSIVE STATISTICS

YEAR	TEAM	GP	GS	TACKLES							INTERCEPTIONS										ST				MISC			
				TK	S	A	TFL	YDS	SK	YDS	QBH	NO	YDS	LG	TD	PD	FF	FR	TD	YDS	TK	S	A	FF	FR	S	A	
2019	Packers	2	2	7	5	2	0	0	0.0	0.0	0	0	0	0	0	3	0	0	0	0	0	0	0	0	0	0		
2020	Packers	2	2	12	9	3	1	3	0.0	0.0	0	0	0	0	0	0	0	0	0	0	0	0	0	0	0	0		
NFL TOTALS		4	4	19	14	5	1	3	0.0	0.0	0	0	0	0	0	3	0	0	0	0	0	0	0	0	0	0		

SINGLE-GAME HIGHS: DEFENSIVE

Total Tackles	10 at Chicago Bears, Jan 03, 2021 8 vs. Denver Broncos, Sep 22, 2019 ...1 more at 8.	Tackles For Loss	1 at Minnesota Vikings, Dec 23, 2019 1 vs. Carolina Panthers, Nov 10, 2019 ...4 more at 1.
Sacks	1.0 at Chicago Bears, Sep 05, 2019	Interceptions	1 at Minnesota Vikings, Dec 23, 2019 1 at New York Giants, Dec 01, 2019 ...4 more at 1.
Passes Defended	4 vs. Philadelphia Eagles, Sep 26, 2019 3 vs. Chicago Bears, Nov 29, 2020 ...1 more at 3.	Interception Return Yards	39 at Minnesota Vikings, Dec 23, 2019 15 at Dallas Cowboys, Oct 06, 2019 1 vs. San Francisco 49ers, Oct 15, 2018 1 vs. Chicago Bears, Sep 28, 2017
Forced Fumbles	1 vs. Carolina Panthers, Dec 19, 2020 1 at Dallas Cowboys, Oct 06, 2019	Special Teams Tackles	1 vs. San Francisco 49ers, Oct 15, 2018 1 vs. Chicago Bears, Sep 28, 2017
Fumble Recoveries	1 vs. Carolina Panthers, Dec 19, 2020 1 vs. San Francisco 49ers, Oct 15, 2018		

NFL debut: vs. Seattle, 9/10/17

First NFL start: vs. Cincinnati, 9/24/17

First NFL interception: vs. San Francisco, 10/15/18 (C.Beathard)

First NFL sack: at Chicago, 9/5/19 (M.Trubisky)

CAREER TRANSACTIONS

2017 - Selected by Green Bay Packers as first of two choices in the second round (33rd overall) of '17 NFL Draft, April 28 (pick obtained from Cleveland along with a fourth-round choice for Packers' first-round pick)...Signed first contract, May 11...Placed on injured reserve (shoulder), Dec. 6.

2018 - Placed on injured reserve (hamstring), Dec. 5.

2021 GXG REGULAR SEASON (PACKERS)

DATE	OPPONENT	P/S	TK	S	A	SK	YDS	INT	PD	FF	FR	TD
09/12	at Saints	S	1	1	0	0.0	0.0	0	0	0	0	0
09/20	Lions	S	4	2	2	0.0	0.0	0	1	0	0	0
09/26	at 49ers		ON INACTIVE LIST									
10/03	Steelers		ON INACTIVE LIST									
10/10	at Bengals	S	5	4	1	0.0	0.0	0	0	0	0	0
10/17	at Bears		ON INACTIVE LIST									
10/24	Washington		ON INACTIVE LIST									
2021 TOTALS		3-3	10	7	3	0.0	0.0	0	1	0	0	0

TYLER LANCASTER

95

DEFENSIVE LINEMAN
NORTHWESTERN

Fourth NFL Season | Fourth Packers Season



Ht: 6-3 | Wt: 313 | Born: November 4, 1994 | NFL Games Played/Started: 49/18 | Acquired: FA-18

AT A GLANCE

Played in 49 games with 18 starts over three-plus seasons (2018-21), recording 103 tackles (53 solo), six tackles for a loss, 1½ sacks, three QB hits, a pass defended, a forced fumble and a fumble recovery.

Set career highs in 2019 in games played (16), games started (10), tackles (36), tackles for a loss (four), sacks (1½), forced fumbles (one) and fumble recoveries (one). Also started both postseason contests and led the defensive line with seven tackles (four solo).

- » Played in 40 games over four seasons at Northwestern, starting the final 39 contests for the Wildcats. Racked up 101 tackles (46 solo), 18½ tackles for a loss, 3½ sacks, three passes defended and two forced fumbles.
- » Started all 13 games at DT as a senior, serving as a captain and earning honorable mention All-Big Ten recognition as he helped the Wildcats rank No. 9 in the NCAA in run defense (107.7 ypg).

2021 SEASON: Has played in six games, totaling 11 tackles (five solo)...Was placed on the reserve-COVID-19 list on Sept. 28 prior to the Week 4 matchup vs. Pittsburgh...Returned from the COVID-19 list on Oct. 9 prior to Week 5 at Cincinnati...**At New Orleans (Sept. 12):** Logged two tackles (one solo), while playing 29 defensive snaps...**Vs. Detroit (Sept. 20):** Played on 18 snaps and had a tackle...**At San Francisco (Sept. 26):** Saw action on 17 defensive snaps, logging two tackles (one solo)...**At Cincinnati (Oct. 10):** Played on 13 defensive snaps and had two tackles (both assisted)...**At Chicago (Oct. 17):** Logged two tackles (both solo) on 19 defensive snaps...**Vs. Washington (Oct. 24):** Played on 18 defensive snaps and recorded two tackles (one solo).

REGULAR-SEASON COMPARISON: DEFENSIVE - ARIZONA CARDINALS

DATE	OPP	W/L	GP/GS	TOT	TACKLES					MISC								
					SOLO	ASST	SACK	YDS.	INT	TFL	PD	QBH	TD	FF	FR	FR		
12/2/18	GB vs. ARZ	L	S	6	2	4	0.0	0.0	0	0	0	0	0	0	0	0	0	0
TOTALS			0/1	1/1	6	2	4	0.0	0.0	0	0	0	0	0	0	0	0	0

TYLER LANCASTER'S NFL REGULAR-SEASON DEFENSIVE STATISTICS

YEAR	TEAM	GP	GS	TACKLES					INTERCEPTIONS					ST			MISC										
				TK	S	A	TFL	YDS	SK	YDS	QBH	NO	YDS	LG	TD	PD	FF	FR	TD	YDS	TK	S	A	FF	FR	S	A
2018	Packers	12	5	33	21	12	2	4	0.0	0.0	2	0	0	0	0	0	0	0	0	0	0	0	0	0	0	0	0
2019	Packers	16	10	36	19	17	4	9	1.5	9.0	1	0	0	0	0	1	1	0	0	0	0	0	0	0	0	0	
2020	Packers	15	3	23	8	15	0	0	0.0	0.0	0	0	0	0	1	0	0	0	0	0	0	0	0	0	0	0	
2021	Packers	6	0	11	5	6	0	0	0.0	0.0	0	0	0	0	0	0	0	0	0	0	0	0	0	0	0	0	
NFL TOTALS		49	18	103	53	50	6	13	1.5	9.0	3	0	0	0	1	1	1	0	0	0	0	0	0	0	0	0	

TYLER LANCASTER'S NFL POSTSEASON DEFENSIVE STATISTICS

YEAR	TEAM	GP	GS	TACKLES					INTERCEPTIONS					ST			MISC									
				TK	S	A	TFL	YDS	SK	YDS	QBH	NO	YDS	LG	TD	PD	FF	FR	TD	YDS	TK	S	A	FF	FR	S
2019	Packers	2	2	7	4	3	0	0	0.0	0.0	0	0	0	0	0	0	0	0	0	0	0	0	0	0	0	0
2020	Packers	2	1	3	1	2	0	0	0.0	0.0	0	0	0	0	0	0	0	0	0	0	0	0	0	0	0	0
NFL TOTALS		4	3	10	5	5	0	0	0.0	0.0	0	0	0	0	0	0	0	0	0	0	0	0	0	0	0	0

SINGLE-GAME HIGHS: DEFENSIVE

Total Tackles	10 at Chicago Bears, Dec 16, 2018 8 vs. Denver Broncos, Sep 22, 2019	Forced Fumbles	1 at Kansas City Chiefs, Oct 27, 2019
Sacks	1.0 vs. Carolina Panthers, Nov 10, 2019 0.5 at Los Angeles Chargers, Nov 03, 2019	Fumble Recoveries	1 at Kansas City Chiefs, Oct 27, 2019
Passes Defensed	1 at Indianapolis Colts, Nov 22, 2020	Tackles For Loss	1 vs. Washington, Dec 08, 2019 1 vs. Carolina Panthers, Nov 10, 2019 ...4 more at 1.

NFL debut: at Detroit, 10/7/18

First NFL start: at Minnesota, 11/25/18

First NFL sack: vs. Carolina, 11/10/19 (K.Allen)

CAREER TRANSACTIONS

2018 - Signed by Green Bay Packers as undrafted free agent, May 4...Released by Packers, Sept. 1...Signed by Packers to practice squad, Sept. 2...Signed from practice squad to active roster, Oct. 6.
2020 - Re-signed by Packers as exclusive-rights free agent, April 25.
2021 - Re-signed by Packers as free agent, March 30.

2021 GXG REGULAR SEASON (PACKERS)

DATE	OPPONENT	P/S	TK	S	A	SK	YDS	INT	PD	FF	FR	TD
09/12	at Saints	P	2	1	1	0.0	0.0	0	0	0	0	0
09/20	Lions	P	1	0	1	0.0	0.0	0	0	0	0	0
09/26	at 49ers	P	2	1	1	0.0	0.0	0	0	0	0	0
10/03	Steelers		RESERVE/COVID-19									
10/10	at Bengals	P	2	0	2	0.0	0.0	0	0	0	0	0
10/17	at Bears	P	2	2	0	0.0	0.0	0	0	0	0	0
10/24	Washington	P	2	1	1	0.0	0.0	0	0	0	0	0
2021 TOTALS		6-0	11	5	6	0.0	0.0	0	0	0	0	0

ALLEN LAZARD

13

WIDE RECEIVER
IOWA STATE

Third NFL Season | Third Packers Season



Ht: 6-5 | Wt: 227 | Born: December 11, 1995 | NFL Games Played/Started: 34/18 | Acquired: FA-18 (PS-Jax.)

AT A GLANCE

- » Appeared in 26 games with 12 starts over the last two seasons for Green Bay, posting 69 receptions for 935 yards (13.6 avg.) and six TDs, with 47 of his catches picking up first downs.
- » Registered 22 receptions for 408 yards on third down over the past two seasons, an average of 18.5 yards per catch that ranks No. 2 in the NFL (min. 20 rec.).
- » Registered a career-high six receptions for a career-best 146 yards (24.3 avg.) and a TD at New Orleans last season in Week 3. His 146 receiving yards were the most by a Packer who entered the league as an undrafted player in the Common Draft Era (since 1966).
- » Played in all 16 games with three starts in 2019, ranking No. 2 on the team in receiving yards with a career-high 477 yards and three TDs on a career-best 35 receptions (13.6 avg.), with all of his catches coming in the final 11 contests.
- » Entered the NFL as an undrafted free agent with the Jacksonville Jaguars in May 2018, spending the first 15 weeks of that season on Jacksonville's practice squad before being signed to Green Bay's active roster on Dec. 18, 2018.

2021 SEASON: Has played in all seven games with six starts and has posted 15 catches for 184 yards (12.3 avg.) and two TDs and a tackle on special teams...**At New Orleans (Sept. 12):** Started as the third WR and played 39 of 57 snaps, hauling in two passes for 16 yards (8.0 avg.)...**Vs. Detroit (Sept. 20):** Started as the third WR and played 42 of 65 snaps...**At San Francisco (Sept. 26):** Played 42 of 63 snaps and posted a 42-yard reception on Green Bay's opening drive, getting behind CB K'Waun Williams on third down for the big gain to the San Francisco 26...**Vs. Pittsburgh (Oct. 3):** Started and played 57 of 72 snaps, hauling in two passes for 33 yards (16.5 avg.). Made a 28-yard catch over the middle to the Pittsburgh 39 late in the third quarter...**At Cincinnati (Oct. 10):** Started and played 55 of 64 snaps, hauling in two passes for 6 yards (3.0 avg.)...**At Chicago (Oct. 17):** Started and played 50 of 59 snaps, posting three receptions for 27 yards (9.0 avg.). With just under 10 minutes remaining in the first half, scored on a 1-yard shovel pass from QB Aaron Rodgers on third down. Also registered a tackle on special teams...**Vs. Washington (Oct. 24):** Started and played 51 of 56 snaps, recording a season-high five receptions for a season-best 60 yards (12.0 avg.) and a TD, with all of the catches coming on Green Bay's final drive of the first half. Four of the catches picked up first downs as he capped off the drive with a 10-yard TD grab.

ALLEN LAZARD'S NFL REGULAR-SEASON RECEIVING STATISTICS

		RECEIVING						
DATE	TEAM	GP	GS	NO.	YDS.	AVG.	LG	TD
2018	Packers	1	0	1	7	7.0	7	0
2019	Packers	16	3	35	477	13.6	43	3
2020	Packers	10	9	33	451	13.7	72	3
2021	Packers	7	6	15	184	12.3	42	2
NFL TOTALS		34	18	84	1,119	13.3	72	8

ALLEN LAZARD'S NFL POSTSEASON RECEIVING STATISTICS

		RECEIVING						
DATE	TEAM	GP	GS	NO.	YDS.	AVG.	LG	TD
2019	Packers	2	2	3	36	12.0	19	0
2020	Packers	2	1	7	158	22.6	58t	1
NFL TOTALS		4	3	10	194	19.4	58t	1

SINGLE-GAME HIGHS: RUSHING/RECEIVING

Rush Attempts	1 at New Orleans Saints, Sep 27, 2020 1 at Minnesota Vikings, Sep 13, 2020 ...1 more at 1.	Receiving TDs	1 vs. Washington Football Team, Oct 24, 2021 1 at Chicago Bears, Oct 17, 2021 ...6 more at 1.
Rushing Yards	21 at San Francisco 49ers, Nov 24, 2019 19 at Minnesota Vikings, Sep 13, 2020	All-Purpose Yards	144 at New Orleans Saints, Sep 27, 2020 103 at New York Giants, Dec 01, 2019
Longest Runs	21 at San Francisco 49ers, Nov 24, 2019 19 at Minnesota Vikings, Sep 13, 2020	Special Teams Tackles	2 at New York Giants, Dec 01, 2019 1 vs. Carolina Panthers, Nov 10, 2019 ...3 more at 1.
Receptions	6 at New Orleans Saints, Sep 27, 2020 5 vs. Washington Football Team, Oct 24, 2021 ...3 more at 5.	Most TDs	1 vs. Washington Football Team, Oct 24, 2021 1 at Chicago Bears, Oct 17, 2021 ...6 more at 1.
Receiving Yards	146 at New Orleans Saints, Sep 27, 2020 103 at New York Giants, Dec 01, 2019	Receiving Average	34.3 at New York Giants, Dec 01, 2019 24.3 at New Orleans Saints, Sep 27, 2020
Longest Receptions	72 at New Orleans Saints, Sep 27, 2020 48 at New Orleans Saints, Sep 27, 2020		

100-YARD RECEIVING GAMES (2): REGULAR-SEASON

DATE	TEAM	NO.	YDS.	AVG.	LG	TD
12/01/19	at Giants	3	103	34.3	43	1
09/27/20	at Saints	6	146	24.3	72	1

NFL debut: vs. Detroit, 12/30/18

First NFL start: vs. Oakland, 10/20/19

First NFL reception: vs. Detroit, 12/30/18 (7 yards, D.Kizer)
First NFL TD reception: vs. Detroit, 10/14/19 (35 yards, A.Rodgers)

CAREER TRANSACTIONS

2018 - Signed by Jacksonville Jaguars as undrafted free agent, May 11...Signed to Green Bay Packers' active roster from Jaguars' practice squad, Dec. 18.

2019 - Waived by Packers, Aug. 31...Signed by Packers to practice squad, Sept. 1...Signed from practice squad to active roster, Sept. 4.

2020 - Re-signed by Packers as exclusive-rights free agent, April 27.

2021 GXG REGULAR SEASON (PACKERS)

		RECEIVING					
DATE	OPPONENT	P/S	NO.	YDS.	AVG.	LG	TD
09/12	at Saints	S	2	16	8.0	14	0
09/20	Lions	S	0	0	0.0	0	0
09/26	at 49ers	P	1	42	42.0	42	0
10/03	Steelers	S	2	33	16.5	28	0
10/10	at Bengals	S	2	6	3.0	7	0
10/17	at Bears	S	3	27	9.0	13	1
10/24	Washington	S	5	60	12.0	19	1
2021 TOTALS		7-6	15	184	12.3	42	2

MARCEDES LEWIS

89

TIGHT END
UCLA

16th NFL Season | Fourth Packers Season



Ht: 6-6 | Wt: 267 | Born: May 19, 1984 | NFL Games Played/Started: 224/194 | Acquired: FA-18

AT A GLANCE

- » Is one of only four tight ends in NFL history (Antonio Gates, Tony Gonzalez, Jason Witten) to play in 215-plus regular-season games (224) and post 400-plus receptions (412).
- » Has played in 224 games since entering the NFL in 2006, tied for the most among tight ends over that span with Jason Witten.
- » Appeared in either 15 or 16 regular-season games in 12 of his first 15 seasons in the league.
- » Finished his career with the Jacksonville Jaguars (2006-17) ranked No. 3 in team history in receiving yards (4,502), receptions (375) and games played (170) and No. 2 in receiving TDs (33).
- » Was named to the Pro Bowl in 2010, the first tight end in Jaguars history to be honored, after posting career highs in receptions (58), receiving yards (700) and receiving TDs (10).
- » Ranked No. 1 among NFL tight ends with an average of 16.2 yards per catch in 2009, the top mark by an NFL tight end (min. 32 rec.) since Jaguars TE Ernest Wilford registered a 16.6-yard average in 2005.
- » Helped block for the top four single-season rushing-yardage totals in franchise history (2006-07, 2010, 2017). In 2017, helped the Jaguars lead the league in rushing (141.4 ypg) for the first time in franchise history.

2021 SEASON: Has started all seven games and has posted nine receptions for 108 yards (12.0 avg.)...Has registered nine catches on 10 targets...**At New Orleans (Sept. 12):** Started and played 15 snaps, posting a 19-yard reception on Green Bay's opening drive of the second half...**Vs. Detroit (Sept. 20):** Started and played 36 snaps...**At San Francisco (Sept. 26):** Started and appeared on 25 snaps...**Vs. Pittsburgh (Oct. 3):** Started and played 35 snaps, hauling in a 7-yard reception and helping to clear the way for the Packers' season-high 131 rushing yards on 33 carries (4.0 avg.)...**At Cincinnati (Oct. 10):** Played 29 snaps and posted two receptions for 34 yards (17.0 avg.), including a 20-yard reception to the Cincinnati 41 on the Packers' game-winning drive in OT...**At Chicago (Oct. 17):** Started and played 40 snaps, hauling in two passes for 17 yards (8.5 avg.)...**Vs. Washington (Oct. 24):** Started and played 21 snaps, posting a season-high three catches for 31 yards (10.3 avg.), with two of the grabs picking up first downs.

REGULAR-SEASON COMPARISON: RECEIVING - ARIZONA CARDINALS

DATE	OPP	W/L	GP/GS	REC	YDS.	AVG.	TD	LG	TGTS	YAC	
9/20/09	JAX vs. ARZ	L	S	3	62	20.7	1	25t	5	0	
11/17/13	JAX vs. ARZ	L	S	3	23	7.7	0	9	7	25	
11/26/17	JAX @ ARZ	L	S	1	10	10.0	0	10	2	0	
TOTALS			0/3	3/3	7	95	13.6	1	10	14	25

MARCEDES LEWIS' NFL REGULAR-SEASON RECEIVING STATISTICS

DATE	TEAM	GP	GS	RECEIVING				
				NO.	YDS.	AVG.	LG	TD
2006	Jaguars	15	3	13	126	9.7	31	1
2007	Jaguars	16	16	37	391	10.6	25	2
2008	Jaguars	16	16	41	489	11.9	30t	2
2009	Jaguars	15	15	32	518	16.2	47	2
2010	Jaguars	16	16	58	700	12.1	42t	10
2011	Jaguars	15	15	39	460	11.8	62	0
2012	Jaguars	16	15	52	540	10.4	26	4
2013	Jaguars	11	11	25	359	14.4	41	4
2014	Jaguars	8	8	18	206	11.4	63t	2
2015	Jaguars	16	16	16	226	14.1	45	0
2016	Jaguars	10	10	20	169	8.5	37	1
2017	Jaguars	16	16	24	318	13.3	37	5
2018	Packers	16	4	3	39	13.0	30	0
2019	Packers	16	11	15	156	10.4	25	1
2020	Packers	15	15	10	107	10.7	36	3
2021	Packers	7	7	9	108	12.0	20	0
NFL TOTALS		224	194	412	4,912	11.9	631	37

MARCEDES LEWIS' NFL POSTSEASON RECEIVING STATISTICS

DATE	TEAM	GP	GS	RECEIVING				
				NO.	YDS.	AVG.	LG	TD
2007	Jaguars	2	2	6	90	15.0	34	0
2017	Jaguars	3	3	4	21	5.3	16	1
2019	Packers	2	2	2	14	7.0	11	0
2020	Packers	2	2	3	28	9.3	14	0
NFL TOTALS		9	9	15	153	10.2	34	1

SINGLE-GAME HIGHS: RECEIVING

Receptions	7 at Tennessee Titans, Dec 30, 2012 7 at Cleveland Browns, Nov 20, 2011	All-Purpose Yards	103 at Tennessee Titans, Dec 30, 2012 77 vs. Tampa Bay Buccaneers, Dec 11, 2011
Receiving Yards	103 at Tennessee Titans, Dec 30, 2012 77 vs. Tampa Bay Buccaneers, Dec 11, 2011	Miscellaneous Tackles	1 vs. Philadelphia Eagles, Sep 26, 2019 1 vs. Tennessee Titans, Dec 22, 2013 ...10 more at 1.
Longest Receptions	63t at Washington Football Team, Sep 14, 2014 62 vs. Tampa Bay Buccaneers, Dec 11, 2011	Most TDs	3 vs. Baltimore Ravens, Sep 24, 2017 2 at Houston Texans, Nov 18, 2012 ...3 more at 2.
Receiving TDs	3 vs. Baltimore Ravens, Sep 24, 2017 2 at Houston Texans, Nov 18, 2012 ...3 more at 2.	Receiving Average	23.3 at Indianapolis Colts, Dec 29, 2013 23.3 vs. Buffalo Bills, Nov 22, 2009

100-YARD RECEIVING GAMES (1): REGULAR-SEASON

DATE	TEAM	NO.	YDS.	AVG.	LG	TD
12/30/12	at Titans	7	103	14.7	25	0

NFL debut: vs. Pittsburgh, 9/18/06

First NFL start: vs. N.Y. Jets, 10/8/06

First NFL reception: at Washington, 10/1/06 (9 yards, B.Leftwich)

First NFL touchdown: at Buffalo, 11/26/06 (1 yard, D.Garrard)

CAREER TRANSACTIONS

2006 - Selected by Jacksonville Jaguars in the first round (28th overall) of '06 NFL Draft, April 29...Signed first contract, July 28.

2011 - Signed by Jaguars as franchise player, March 3...Signed contract extension, Aug. 5.

2014 - Placed on injured reserve/designated for return (ankle), Sept. 16...Activated from injured reserve/designated for return, Nov. 17.

2016 - Re-signed by Jaguars as unrestricted free agent, March 16...Placed on injured reserve (calf), Nov. 21.

2018 - Released by Jaguars, March 20...Signed by Green Bay Packers as free agent, May 25.

2019 - Re-signed by Packers as unrestricted free agent, March 18.

2020 - Re-signed by Packers as unrestricted free agent, March 24.

2021 - Re-signed by Packers as unrestricted free agent, March 30.

2021 GXG REGULAR SEASON (PACKERS)

		RECEIVING					
DATE	OPPONENT	P/S	NO.	YDS.	AVG.	LG	TD
09/12	at Saints	S	1	19	19.0	19	0
09/20	Lions	S	0	0	0.0	0	0
09/26	at 49ers	S	0	0	0.0	0	0
10/03	Steelers	S	1	7	7.0	7	0
10/10	at Bengals	S	2	34	17.0	20	0
10/17	at Bears	S	2	17	8.5	9	0
10/24	Washington	S	3	31	10.3	17	0
2021 TOTALS		7-7	9	108	12.0	20	0

JORDAN LOVE

10

QUARTERBACK
UTAH STATE

Second NFL Season | Second Packers Season



Ht: 6-4 | Wt: 219 | Born: November 2, 1998 | NFL Games Played/Started: 2/0 | Acquired: D1-20

AT A GLANCE

- » Was inactive (third QB) for all 16 games and both postseason games as a rookie in 2020.
- » Became just the fifth Utah State player in school history to be selected in the first round of the NFL draft, joining Bill Munson (L.A. Rams, 1964, No. 7 overall) as the only QBs in school history to be picked in the first round.
- » Became the ninth QB in franchise history and the fourth since the 1970 AFL-NFL merger to be selected in the first round by the Packers.
- » Finished his career at Utah State ranked No. 2 in school history in passing yards (8,600), completions (689) and attempts (1,125), tied for No. 2 in TD passes (60), and No. 3 in completion percentage (61.2) despite playing just three seasons.
- » Set school career records for total offense (9,003 yards), 300-yard passing games (12) and completions of 80-plus yards (four).
- » Earned honorable mention All-Mountain West recognition as a junior in 2019 after setting a single-season school record with 293 completions and posting 3,402 passing yards, the second most in a season in school history.
- » As a sophomore in 2018, set Utah State single-season records for TD passes (32), passing yards (3,567) and 300-yard passing games (seven).

2021 SEASON: Has played in two games (Weeks 1-2), completing 5 of 7 passes for 68 yards (102.1 rating)...Dressed, but did not play in the other five contests (Weeks 3-7)...**At New Orleans (Sept. 12):** Made his NFL regular-season debut, taking over for QB Aaron Rodgers in the fourth quarter with the Packers trailing, 38-3. Completed 5 of 7 passes (71.4 pct.) for 68 yards (102.1 rating), including a 32-yarder to WR Randall Cobb down to the New Orleans 30 with just over three minutes remaining. His first career completion came on a third-and-7 throw to WR Amari Rodgers that picked up 19 yards...**Vs. Detroit (Sept. 20):** Came in for the final series of the game (three kneel-downs) with the Packers leading, 35-17...**At San Francisco (Sept. 26):** Served as the No. 2 QB, but did not see any action...**Vs. Pittsburgh (Oct. 3):** Was the backup QB, but did not play...**At Cincinnati (Oct. 10):** Served as the No. 2 QB, but did not see any action...**At Chicago (Oct. 17):** Did not see any action as the No. 2 QB...**Vs. Washington (Oct. 24):** Dressed, but did not see any action as the No. 2 QB.

JORDAN LOVE'S NFL REGULAR-SEASON PASSING/RUSHING STATISTICS

DATE	TEAM	GP	GS	PASSING										RUSHING					
				ATT.	CMP.	PCT.	YDS	AVG.	TD	INT.	LG	SK	LST	RATE	NO.	YDS.	AVG.	LG	TD
2021	Packers	2	0	7	5	71.4	68	9.7	0	0	32	1	4	102.1	3	-3	-1.0	0	0
TOTALS		2	0	7	5	71.4	68	9.7	0	0	32	1	4	102.1	3	-3	-1.0	0	0

CAREER TRANSACTIONS

2020 - Selected by Green Bay Packers in the first round (26th overall) of '20 NFL Draft, April 23...Signed first contract, July 1...Placed on reserve/COVID-19, Nov. 6...Activated from reserve/COVID-19, Nov. 10.

2021 GXG REGULAR SEASON (PACKERS)

DATE	OPPONENT	P/S	PASSING											RUSHING			
			ATT	CMP	YDS	PCT	Y/A	Y/C	TD	INT	LG	SK/YD	RATE	ATT	YDS	LG	TD
09/12	at Saints	P	7	5	68	71.4	9.7	13.6	0	0	32	1/4	102.1	0	0	0	0
09/20	Lions	P	0	0	0	0.0	0.0	0.0	0	0	0	0/0	0.0	3	-3	-1	0
09/26	at 49ers		DID NOT PLAY (NON-INJURY)														
10/03	Steelers		DID NOT PLAY (NON-INJURY)														
10/10	at Bengals		DID NOT PLAY (NON-INJURY)														
10/17	at Bears		DID NOT PLAY (NON-INJURY)														
10/24	Washington		DID NOT PLAY (NON-INJURY)														
2021 TOTALS		2-0	7	5	68	71.4	9.7	13.6	0	0	32	1/4	102.1	3	-3	-1	0

DEAN LOWRY

94

DEFENSIVE LINEMAN
NORTHWESTERN

Sixth NFL Season | Sixth Packers Season



Ht: 6-6 | Wt: 296 | Born: June 9, 1994 | NFL Games Played/Started: 86/58 | Acquired: D4B-16

AT A GLANCE

- Has only missed one game in his first five-plus seasons. Ranks No. 2 on the Packers in regular-season games played (86) and No. 7 in starts (58) since 2016.
- Joins K Mason Crosby as the only Packers to play in all 70 regular-season games since 2017.
- His 86 games played are tied for No. 3 in the NFL among defensive linemen since 2016, trailing only Cameron Jordan and Namukong Suh (87 each).
- Was one of four players (Adrian Amos, Aaron Rodgers, Za'Darius Smith) to start all 32 regular-season games for the Packers over the last two seasons.
- Set a career high with three sacks in both 2018 and 2020.
- Has registered sacks in back-to-back games three times in his career (Weeks 13-14 in 2020, Weeks 12-13 in 2018 and Weeks 13-14 in 2016).
- Has appeared in seven postseason contests with four starts, recording 14 tackles (six solo).

2021 SEASON: Has started all seven contests at DE and has 24 tackles (12 solo), 2.0 sacks and four QB hits on the season... **At New Orleans (Sept. 12):** Started and played 38 snaps, finishing with four tackles (three solo)... **Vs. Detroit (Sept. 20):** Started and played on 34 defensive snaps, logging three assisted tackles... **At San Francisco (Sept. 26):** Logged two tackles (one solo) and a QB hit in 44 defensive snaps of work... **Vs. Pittsburgh (Oct. 3):** Started and played on 38 snaps, logging two tackles (both solo)... **At Cincinnati (Oct. 10):** Played on 46 defensive snaps, recording a split sack shared with DL T.J. Slaton on Joe Burrow in the second quarter. Also added two tackles (both assisted) and tied his career high with two passes defended... **At Chicago (Oct. 17):** Charted his first full sack of the season, bringing down QB Justin Fields for a loss of 10 yards. Also logged a season-high five tackles (four solo) and a sack... **Vs. Washington (Oct. 24):** Registered five tackles (two solo) and had a split sack with teammate Rashan Gary in 42 snaps of work.

REGULAR-SEASON COMPARISON: DEFENSIVE - ARIZONA CARDINALS

DATE	OPP	W/L	GP/GS	TACKLES							MISC						
				TOT	SOLO	ASST	SACK	YDS.	INT	TFL	PD	QBH	TD	FF	FR		
12/2/18	GB vs. ARZ	L	S	6	3	3	1.0	8.0	0	1	1	0	0	0	0		
TOTALS		0/1	1/1	6	3	3	1.0	8.0	0	1	1	0	0	0	0		

DEAN LOWRY'S NFL REGULAR-SEASON DEFENSIVE STATISTICS

YEAR	TEAM	GP	GS	TACKLES							INTERCEPTIONS							ST			MISC						
				TK	S	A	TFL	YDS	SK	YDS	QBH	NO	YDS	LG	TD	PD	FF	FR	TD	YDS	TK	S	A	FF	FR	S	A
2016	Packers	15	0	14	8	6	3	2.0	19.0	2	0	0	0	1	0	0	0	0	0	0	0	0	0	0	0	0	0
2017	Packers	16	11	34	22	12	5	28	2.0	21.0	5	0	0	0	2	0	1	1	62	0	0	0	0	0	0	0	0
2018	Packers	16	8	57	39	18	6	27	3.0	23.0	4	0	0	0	4	1	1	0	0	0	0	0	0	0	0	0	0
2019	Packers	16	16	62	33	29	5	2	0.0	0.0	9	1	7	7	2	0	1	0	0	0	0	0	0	0	0	0	0
2020	Packers	16	16	36	14	22	2	19	3.0	19.0	4	0	0	0	2	0	0	0	0	0	0	0	0	0	0	0	0
2021	Packers	7	7	24	12	12	1	10	2.0	16.0	4	0	0	0	2	0	1	0	0	0	0	0	0	0	0	0	0
NFL TOTALS		86	58	227	128	99	22	106	12.0	98.0	28	1	7	7	0	13	1	4	1	62	0	0	0	0	0	0	0

DEAN LOWRY'S NFL POSTSEASON DEFENSIVE STATISTICS

YEAR	TEAM	GP	GS	TACKLES							INTERCEPTIONS							ST			MISC						
				TK	S	A	TFL	YDS	SK	YDS	QBH	NO	YDS	LG	TD	PD	FF	FR	TD	YDS	TK	S	A	FF	FR	S	A
2016	Packers	3	0	2	1	1	0	0	0.0	0.0	0	0	0	0	0	0	0	0	0	0	0	0	0	0	0	0	0
2019	Packers	2	2	5	2	3	0	0	0.0	0.0	0	0	0	0	0	0	0	0	0	0	0	0	0	0	0	0	0
2020	Packers	2	2	7	3	4	0	0	0.0	0.0	0	0	0	0	0	0	0	0	0	0	0	0	0	0	0	0	0
NFL TOTALS		7	4	14	6	8	0	0	0.0	0.0	0	0	0	0	0	0	0	0	0	0	0	0	0	0	0	0	0

SINGLE-GAME HIGHS: DEFENSIVE

Total Tackles	9 vs. Denver Broncos, Sep 22, 2019 7 at Minnesota Vikings, Dec 23, 2019	Tackles For Loss	3 vs. Denver Broncos, Sep 22, 2019 2 at Minnesota Vikings, Nov 25, 2018 ...1 more at 2.
Sacks	1.0 at Chicago Bears, Oct 17, 2021 1.0 at Detroit Lions, Dec 13, 2020 ...8 more at 1.0.	Interceptions	1 vs. Chicago Bears, Dec 15, 2019 7 vs. Chicago Bears, Dec 15, 2019
Passes Defensed	2 at Cincinnati Bengals, Oct 10, 2021 2 vs. Detroit Lions, Dec 30, 2018 1 at Chicago Bears, Dec 16, 2018	Interception Return Yards	7 vs. Chicago Bears, Dec 15, 2019
Forced Fumbles	1 vs. Washington Football Team, Oct 24, 2021	Longest Opponent's Fumble Return	62 vs. Tampa Bay Buccaneers, Dec 03, 2017
Fumble Recoveries	1 vs. Minnesota Vikings, Sep 15, 2019 ...2 more at 1.		

NFL debut: at Jacksonville, 9/11/16
First NFL start: vs. Seattle, 9/10/17

First NFL sack: vs. Houston, 12/4/16 (B.Osweller)
First NFL interception: vs. Chicago, 12/15/19 (M.Trubisky)
Touchdowns (1): vs. Tampa Bay, 12/3/17, 62-yard fumble return

CAREER TRANSACTIONS

2016 - Selected by Green Bay Packers as second of two choices in the fourth round (137th overall) of '16 NFL Draft, April 30...Signed first contract, May 6.

2019 - Signed contract extension, July 23.

2021 GXG REGULAR SEASON (PACKERS)

DATE	OPPONENT	P/S	TK	S	A	SK	YDS	INT	PD	FF	FR	TD
09/12	at Saints	S	4	3	1	0.0	0.0	0	0	0	0	0
09/20	Lions	S	4	0	4	0.0	0.0	0	0	0	0	0
09/26	at 49ers	S	2	1	1	0.0	0.0	0	0	0	0	0
10/03	at Steelers	S	2	2	0	0.0	0.0	0	0	0	0	0
10/10	at Bengals	S	2	0	2	0.5	1.0	0	2	0	0	0
10/17	at Bears	S	5	4	1	1.0	10.0	0	0	0	0	0
10/24	Washington	S	5	2	3	0.5	5.0	0	0	0	1	0
2021 TOTALS		7-7	24	12	12	2.0	16.0	0	2	0	1	0

ISAIAH MCDUFFIE

58

LINEBACKER
BOSTON COLLEGE

Rookie



Ht: 6-1 | Wt: 227 | Born: July 21, 1999 | NFL Games Played/Started: 5/0 | Acquired: D6b-21

AT A GLANCE

- » Earned second-team All-Atlantic Coast Conference honors in 2020 after ranking No. 5 in the nation and No. 2 in the ACC with a career-best 107 tackles (54 solo).
- » According to stathead.com, was one of three players in the FBS to post at least 100 tackles (107), three sacks (three) and six tackles for a loss (6½) in 2020.
- » Was a preseason All-ACC selection by *Athlon* and *Phil Steele's College Football*, but missed all but the last four games of the 2019 season (starting three) due to injury and earned a redshirt.
- » Saw action in all 12 games with six starts at strongside linebacker in 2018, finishing No. 2 on the team with 85 tackles (48 solo).
- » Appeared in all 13 games on special teams and earned some playing time at linebacker as a freshman in 2017, finishing with 11 tackles (three solo) and a pass defended.
- » Was a three-time captain as a two-way performer at linebacker and running back at Bennett High School in Buffalo, N.Y., setting school records for single-season tackles (161), single-game tackles (29), career touchdowns (70) and career rushing yards (5,529).

2021 SEASON: Has played in five games...**At New Orleans (Sept. 12):** Inactive (healthy scratch)...**Vs. Detroit (Sept. 20):** Made his NFL debut, playing on 10 special teams snaps...**At San Francisco (Sept. 26):** Played on 16 special teams snaps...**Vs. Pittsburgh (Oct. 3):** Played on 14 special teams snaps...**At Cincinnati (Oct. 10):** Played on 15 special teams snaps...**At Chicago (Oct. 17):** Inactive (healthy scratch)...**Vs. Washington (Oct. 24):** Played on five special teams snaps.

ISAIAH MCDUFFIE'S NFL REGULAR-SEASON DEFENSIVE STATISTICS

YEAR	TEAM	GP	GS	TACKLES					INTERCEPTIONS							ST				MISC							
				TK	S	A	TFL	YDS	SK	YDS	QBH	NO	YDS	LG	TD	PD	FF	FR	TD	YDS	TK	S	A	FF	FR	S	A
2021	Packers	5	0	0	0	0	0	0	0.0	0.0	0	0	0	0	0	0	0	0	0	0	0	0	0	0	0	0	0
NFL TOTALS		5	0	0	0	0	0	0	0.0	0.0	0	0	0	0	0	0	0	0	0	0	0	0	0	0	0	0	0

2021 GXG REGULAR SEASON (PACKERS)

DATE	OPPONENT	P/S	TK	S	A	SK	YDS	INT	PD	FF	FR	TD	
09/12	at Saints		ON INACTIVE LIST										
09/20	Lions	P	0	0	0	0	0.0	0	0	0	0	0	
09/26	at 49ers	P	0	0	0	0	0.0	0	0	0	0	0	
10/03	Steelers	P	0	0	0	0	0.0	0	0	0	0	0	
10/10	at Bengals	P	0	0	0	0	0.0	0	0	0	0	0	
10/17	at Bears		ON INACTIVE LIST										
10/24	Washington	P	0	0	0	0	0.0	0	0	0	0	0	
2021 TOTALS		5-0	0	0	0	0	0.0	0	0	0	0	0	

WHITNEY MERCILUS

50

LINEBACKER
ILLINOIS

| 10th Packers Season



Ht: 6-4 | Wt: 261 | Born: July 21, 1990 | NFL Games Played/Started: 135/102 | Acquired: FA-21

AT A GLANCE

- » Signed with Green Bay on Oct. 21, 2021, making his debut Week 7 vs. Washington.
- » Spent his first nine-plus seasons as a member of the Houston Texans (2012-2021).
- » Ranks second in Houston Texans franchise history with 57.0 sacks
- » The Texans' postseason sack leader with 7.0, which is also the second-most in the NFL since 2015
- » Became the first player in Texans history and the fifth player in the NFL since 1982 to post two games with 3.5-or-more sacks in a season in 2015
- » Tied DE Mario Williams (12.0 in 2008) for the fifth-most sacks in a season in franchise history in 2015
- » Joined J.J. Watt (2018) and Khalil Mack (2018) as the only players to record at least 5.0 sacks and four forced fumbles in the first four games of a season since 1993
- » Has 13 career games with 2.0-or-more sacks, which is the second-most career games with multiple sacks in Texans history behind Watt (26)
- » Tied the franchise rookie record for sacks with 6.0 in 2012
- » Has appeared in eight career playoff games, totaling 26 total tackles (15 solo), 7.0 sacks and forced fumble
- » Joined Kevin Greene, Terrell Suggs and Von Miller as the only players since 1982 with 5.0 sacks over two playoff games
- » Became the first player in franchise history to record multiple sacks in two straight postseason contests, dating back to 2016's AFC Wild Card matchup against Kansas City (1/9/16)
- » Recorded the most sacks (3.0) in a postseason game in Texans history, while tying for the fourth-most by any NFL player in a playoff contest, vs. Kansas City (1/9/16)

2021 SEASON: Made his Packers debut in Week 7 vs. Washington after being signed Oct. 21...**Vs. Washington (Oct. 24):** Played on 31 snaps in his Packers debut.

REGULAR-SEASON COMPARISON: DEFENSIVE - ARIZONA CARDINALS

DATE	OPP	W/L	GP/GS	TACKLES							MISC						
				TOT	SOLO	ASST	SACK	YDS.	INT	TFL	PD	QBH	TD	FF	FR		
11/10/13	HST @ ARZ	L	S	1	1	0	0.0	0.0	0	0	0	0	0	1	0	0	0
TOTALS		0/1	1/1	1	1	0	0.0	0.0	0	0	0	0	0	1	0	0	0

WHITNEY MERCILUS' NFL REGULAR-SEASON DEFENSIVE STATISTICS

YEAR	TEAM	GP	GS	TK	S	TACKLES					INTERCEPTIONS							ST					MISC					
						A	TFL	YDS	SK	QBH	NO	YDS	LG	TD	PD	FF	FR	TD	YDS	TK	S	A	FF	FR	S	A		
2012	Texans	16	4	18	15	3	6	0	6.0	17.0	7	0	0	0	1	2	1	0	0	7	5	2	0	0	0	0	0	0
2013	Texans	16	16	47	33	14	6	31	7.0	36.0	18	0	0	0	0	0	0	0	0	0	0	0	0	0	0	0	0	0
2014	Texans	15	13	50	31	19	9	35	5.0	30.0	11	0	0	0	0	2	0	0	0	0	0	0	0	0	0	0	0	0
2015	Texans	16	10	50	32	18	14	63	12.0	60.0	16	0	0	0	2	1	1	0	5	2	0	2	0	1	1	0	0	0
2016	Texans	15	15	53	36	17	13	57	7.5	56.5	22	0	0	0	1	1	4	0	7	0	0	0	0	0	0	0	0	0
2017	Texans	5	5	10	9	1	1	1	1.0	6.0	1	0	0	0	0	1	0	0	0	0	0	0	0	0	0	0	0	0
2018	Texans	16	9	39	22	17	5	28	4.0	28.0	14	0	0	0	0	2	0	0	0	0	0	0	0	0	0	0	0	0
2019	Texans	16	16	48	33	15	9	25	7.5	44.5	16	2	88	86	0	2	4	1	0	2	0	0	0	0	0	0	0	0
2020	Texans	13	12	21	12	9	5	20	4.0	19.0	7	0	0	0	0	1	0	1	0	0	0	0	0	0	0	0	0	0
2021	Texans	6	2	12	6	6	4	25	3.0	25.0	3	0	0	0	0	0	0	0	0	0	0	0	0	0	0	0	0	0
2021	Packers	1	0	0	0	0	0	0	0.0	0.0	0	0	0	0	0	0	0	0	0	0	0	0	0	0	0	0	0	0
2021	TOTAL	7	2	12	6	6	4	25	3.0	25.0	3	0	0	0	0	0	0	0	0	0	0	0	0	0	0	0	0	0
NFL TOTALS		135	102	348	229	119	72	285	57.0	322.0	115	2	88	86	0	7	13	8	0	14	9	5	4	0	1	0	0	0

WHITNEY MERCILUS' NFL POSTSEASON DEFENSIVE STATISTICS

YEAR	TEAM	GP	GS	TK	S	TACKLES					INTERCEPTIONS							ST					MISC					
						A	TFL	YDS	SK	QBH	NO	YDS	LG	TD	PD	FF	FR	TD	YDS	TK	S	A	FF	FR	S	A		
2012	Texans	2	0	1	0	1	0	0	0.0	0.0	0	0	0	0	0	0	0	0	0	1	1	0	0	0	0	0	0	0
2015	Texans	1	1	8	5	3	3	17	3.0	17.0	4	0	0	0	0	0	0	0	0	0	0	0	0	0	0	0	0	0
2016	Texans	2	2	11	7	4	4	23	3.0	20.0	5	0	0	0	0	1	0	0	0	0	0	0	0	0	0	0	0	0
2018	Texans	1	0	1	0	1	0	0	0.0	0.0	0	0	0	0	0	0	0	0	0	0	0	0	0	0	0	0	0	0
2019	Texans	2	2	5	3	2	0	0	1.0	0.0	4	0	0	0	0	0	1	0	0	0	0	0	0	0	0	0	0	0
NFL TOTALS		8	5	26	15	11	7	40	7.0	37.0	13	0	0	0	0	1	1	0	0	1	1	0	0	0	0	0	0	0

SINGLE-GAME HIGHS: DEFENSIVE

Total Tackles 9 vs. Philadelphia Eagles, Nov 02, 2014
 7 vs. Tennessee Titans, Oct 02, 2016
 ...1 more at 7.

Sacks 3.5 vs. Jacksonville Jaguars, Jan 03, 2016
 3.5 vs. Tennessee Titans, Nov 01, 2015

Passes Defensed 1 at Detroit Lions, Nov 26, 2020
 1 at Tennessee Titans, Dec 15, 2019
 ...5 more at 1.

Forced Fumbles 2 vs. Jacksonville Jaguars, Sep 15, 2019
 2 at Jacksonville Jaguars, Oct 21, 2018

Fumble Recoveries 1 vs. Jacksonville Jaguars, Oct 11, 2020
 1 at Indianapolis Colts, Oct 20, 2019
 ...6 more at 1.

Tackles For Loss 4 vs. Tennessee Titans, Nov 01, 2015
 3 at Green Bay Packers, Dec 04, 2016
 ...2 more at 3.

Interceptions 1 at Tennessee Titans, Dec 15, 2019
 1 at New Orleans Saints, Sep 09, 2019

Interception Return Yards 86 at Tennessee Titans, Dec 15, 2019
 2 at New Orleans Saints, Sep 09, 2019
 2 vs. Baltimore Ravens, Oct 21, 2012
 2 at Denver Broncos, Sep 23, 2012

Special Teams Tackles

Special Teams Fumble Recoveries 1 vs. Tampa Bay Buccaneers, Sep 27, 2015

SINGLE-GAME HIGHS - POSTSEASON: DEFENSIVE

Total Tackles 8 vs. Kansas City Chiefs, Jan 09, 2016
 7 vs. Oakland Raiders, Jan 07, 2017

Sacks 3.0 vs. Kansas City Chiefs, Jan 09, 2016
 2.0 vs. Oakland Raiders, Jan 07, 2017

Passes Defensed 1 at New England Patriots, Jan 14, 2017

Forced Fumbles 1 vs. Buffalo Bills, Jan 04, 2020

Tackles For Loss 3 vs. Oakland Raiders, Jan 07, 2017
 3 vs. Kansas City Chiefs, Jan 09, 2016

Special Teams Tackles 1 at New England Patriots, Jan 13, 2013

**2021 GXG REGULAR SEASON
 (TEXANS/PACKERS)**

DATE	OPPONENT	P/S	TK	S	A	SK	YDS	INT	PD	FF	FR	TD
09/12	Jaguars	S	3	2	1	1.0	13.0	0	0	0	0	0
09/19	at Browns	S	2	1	1	0.0	0.0	0	0	0	0	0
09/23	Panthers	P	2	1	1	0.0	7.0	0	0	0	0	0
10/03	at Bills	P	2	1	1	0.0	5.0	0	0	0	0	0
10/10	Patriots	P	1	0	1	0.0	0.0	0	0	0	0	0
10/17	at Colts	P	2	1	1	0.0	0.0	0	0	0	0	0
			Went from Texans to Packers									
10/24	Washington	P	0	0	0	0.0	0.0	0	0	0	0	0
2021 TOTALS		7-2	12	6	6	3.0	25.0	0	0	0	0	0

JOSH MYERS

71

CENTER/GUARD
OHIO STATE

Rookie



Ht: 6-5 | Wt: 310 | Born: July 16, 1998 | NFL Games Played/Started: 5/5 | Acquired: D2-21

AT A GLANCE

- » Played in 31 games in three years (2018-20) at Ohio State and started his final 21 contests for the Buckeyes.
- » Was a part of teams that only lost one game each season he played (2018-20), won three Big Ten titles with an overall record of 23-1, appeared in back-to-back College Football Playoffs for the first time in school history (2019-20), finished in the top three in the final poll by *The Associated Press* all three years and won a Rose Bowl (2018) and Sugar Bowl (2020).
- » In 2020, was a team captain, was named second-team All-American by *Sporting News* and first-team All-Big Ten by the coaches, and was a Rimington Trophy finalist, an award given to the nation's best center.
- » Played over 900 offensive snaps in his first year as a starter (2019) and was named second-team All-Big Ten by the media and third team by the coaches.
- » Part of a 2019 line that blocked for J.K. Dobbins, who became Ohio State's first 2,000-yard rusher (2,049), and QB Justin Fields, who was a Heisman Trophy finalist after finishing No. 3 in the nation with 51 total TDs.

2021 SEASON: Has started all five games at C that he has appeared in...Was inactive (finger) in Week 5 and was placed on injured reserve (knee) on Oct. 23...**At New Orleans (Sept. 12):** Started and played all 57 snaps in his NFL debut, becoming just the second Green Bay center to start in Week 1 as a rookie since the 1970 AFL-NFL merger (Corey Linsley, 2014)...**Vs. Detroit (Sept. 20):** Started at C and played all 65 snaps, protecting QB Aaron Rodgers as he connected on 22 of 27 passes for 255 yards and four TDs with no INTs (145.6 rating)...**At San Francisco (Sept. 26):** Started and played all 63 snaps, protecting Rodgers as he was sacked just once on the evening and as he completed 23 of 33 passes for 261 yards and two TDs (113.3 rating)...**Vs. Pittsburgh (Oct. 3):** Started and played all 72 snaps, helping to clear the way for the Packers' season-high 131 rushing yards on 33 carries (4.0 avg.). Protected Rodgers as he threw for 248 yards and two TDs on 20-of-36 passing...**At Cincinnati (Oct. 10):** Inactive (finger)...**At Chicago (Oct. 17):** Started, but left the game after just four snaps after sustaining a knee injury and did not return.

JOSH MYERS' NFL REGULAR-SEASON STATISTICS

DATE	TEAM	GP	GS
2021	Packers	5	5
NFL TOTALS		5	5

2021 GXG REGULAR SEASON (PACKERS)

DATE	OPPONENT	P/S	W/L	SCORE
09/12	at Saints	S	L	3-38
09/20	Lions	S	W	35-17
09/26	at 49ers	S	W	30-28
10/03	Steelers	S	W	27-17
10/10	at Bengals		W	25-22-
10/17	at Bears	S	W	24-14
10/24	Washington		W	24-10
2021 TOTALS		5-5	6-1	

+ - Overtime

ROYCE NEWMAN

70

TACKLE/GUARD
MISSISSIPPI

Rookie



Ht: 6-5 | Wt: 310 | Born: August 17, 1997 | NFL Games Played/Started: 7/7 | Acquired: D4-21

AT A GLANCE

- » Played in 43 games over four seasons at Mississippi, starting the final 22 games in his last two seasons.
- » Started all 10 games at right tackle in 2020 and helped Mississippi reach the Outback Bowl, its first bowl appearance since the 2015 season.
- » In 2019, started all 12 games at left guard and allowed just one sack in 416 pass blocks.
- » Appeared in 21 games as a reserve offensive lineman in his first two seasons (2017-18).

2021 SEASON: Has started all seven games at RG...**At New Orleans (Sept. 12):** Started and played all 57 snaps in his NFL debut, becoming just the third Green Bay rookie to start at right guard in Week 1 since the 1970 AFL-NFL merger (William Whitticker, 2005; Tony Moll, 2006)...**Vs. Detroit (Sept. 20):** Started and played all 65 snaps, protecting QB Aaron Rodgers as he connected on 22 of 27 passes for 255 yards and four TDs with no INTs (145.6 rating)...**At San Francisco (Sept. 26):** Started and played all 63 snaps, blocking for Rodgers as he was sacked just once on the evening and as he completed 23 of 33 passes for 261 yards and two TDs (113.3 rating)...**Vs. Pittsburgh (Oct. 3):** Started and played all 72 snaps, helping to clear the way for the Packers' season-high 131 rushing yards on 33 carries (4.0 avg.). Protected Rodgers as he threw for 248 yards and two TDs on 20-of-36 passing...**At Cincinnati (Oct. 10):** Started and played all 64 snaps, helping the offense produce a 300-yard passer (Rodgers, 344), a 200-yard receiver (Davante Adams, 206) and a 100-yard rusher (Aaron Jones, 103) in the same game for the first time in team history as the Packers posted a season-high 466 total yards of offense...**At Chicago (Oct. 17):** Started at RG and played all 59 snaps, helping clear the way for the Packers' season-high 154 rushing yards on 31 carries (5.0 avg.). Protected Rodgers as he completed 17 of 23 passes for 195 yards and two TDs (128.0 rating)...**Vs. Washington (Oct. 24):** Started at RG and played all 56 snaps, protecting Rodgers as he threw for 274 yards and three TDs with no INTs (127.6 rating).

ROYCE NEWMAN'S NFL REGULAR-SEASON STATISTICS

DATE	TEAM	GP	GS
2021	Packers	7	7
NFL TOTALS		7	7

2021 GXG REGULAR SEASON (PACKERS)

DATE	OPPONENT	P/S	W/L	SCORE
09/12	at Saints	S	L	3-38
09/20	Lions	S	W	35-17
09/26	at 49ers	S	W	30-28
10/03	Steelers	S	W	27-17
10/10	at Bengals	S	W	25-22
10/17	at Bears	S	W	24-14
10/24	Washington	S	W	24-10
2021 TOTALS		7-7	6-1	

+- Overtime

YOSH NIJMAN

73

TACKLE
VIRGINIA TECH

Second NFL Season | Second Packers Season



Ht: 6-7 | Wt: 314 | Born: January 2, 1996 | NFL Games Played/Started: 23/3 | Acquired: FA-19

AT A GLANCE

- » First name rhymes with Josh and last name is pronounced NY-man.
- » Appeared in all 16 regular-season games and both playoff contests last season, seeing limited action on offense and special teams.
- » Saw his first NFL action from scrimmage vs. Detroit in Week 2, taking over at LT for David Bakhtitari for the final five plays of the game with the Packers leading, 42-21.
- » Was inactive for three games (Weeks 13-15) in 2019 before being placed on injured reserve (elbow) on Dec. 21. Spent the first 11 games of the season on Green Bay's practice squad.
- » Played in 45 games with 32 starts over four seasons at Virginia Tech, lining up as a starter at left tackle for two seasons (2016-17) before moving to right tackle for his senior season in 2018.
- » Started all 14 games at LT as a sophomore in 2016 and blocked for record-setting QB Jerod Evans, who set single-season school marks for completions (268), passing yards (3,542) and passing TDs (29).

2021 SEASON: Has appeared in all seven games with three starts at LT...**At New Orleans (Sept. 12):** Appeared on one snap on special teams...**Vs. Detroit (Sept. 20):** Played five snaps on special teams (extra points)...**At San Francisco (Sept. 26):** Made his first career NFL start, opening at LT in place of an injured Elgton Jenkins (ankle). Played all 63 snaps, protecting QB Aaron Rodgers as he was sacked just once on the evening and as he completed 23 of 33 passes for 261 yards and two TDs (113.3 rating)...**Vs. Pittsburgh (Oct. 3):** Started and played all 72 snaps, helping to clear the way for the Packers' season-high 131 rushing yards on 33 carries (4.0 avg.). Protected Rodgers as he threw for 248 yards and two TDs on 20-of-36 passing...**At Cincinnati (Oct. 10):** Started at LT for the third straight week, appearing on all 64 snaps. Helped the offense produce a 300-yard passer (Rodgers, 344), a 200-yard receiver (Davante Adams, 206) and a 100-yard rusher (Aaron Jones, 103) in the same game for the first time in team history...**Vs. Washington (Oct. 24):** Played five snaps on special teams.

YOSH NIJMAN'S NFL REGULAR-SEASON STATISTICS

DATE	TEAM	GP	GS
2020	Packers	16	0
2021	Packers	7	3
NFL TOTALS		23	3

YOSH NIJMAN'S NFL POSTSEASON STATISTICS

DATE	TEAM	GP	GS
2020	Packers	2	0
NFL TOTALS		2	0

NFL debut: at Minnesota, 9/13/20

CAREER TRANSACTIONS

2019 - Signed by Packers as undrafted free agent, May 3...Waived by Packers, Aug. 31...Signed by Packers to practice squad, Sept. 1...Signed from practice squad to active roster, Nov. 26...Placed on injured reserve (elbow), Dec. 21.
2021 - Re-signed by Packers as exclusive-rights free agent, May 6.

2021 GXG REGULAR SEASON (PACKERS)

DATE	OPPONENT	P/S	W/L	SCORE
09/12	at Saints	P	L	3-38
09/20	Lions	P	W	35-17
09/26	at 49ers	S	W	30-28
10/03	Steelers	S	W	27-17
10/10	at Bengals	S	W	25-22+
10/17	at Bears	P	W	24-14
10/24	Washington	P	W	24-10
2021 TOTALS		7-3	6-1	

+ + Overtime



LUCAS PATRICK

62

GUARD
DUKE

Fifth NFL Season | Fifth Packers Season



Ht: 6-3 | Wt: 313 | Born: July 30, 1993 | NFL Games Played/Started: 63/24 | Acquired: FA-16

AT A GLANCE

- » Appeared in all 16 games last season for the first time as a pro, starting a career-high 15 contests (11 at RG, four at LG).
- » Helped the Packers rank tied for No. 2 in the NFL in sacks allowed (21) in 2020, the fourth fewest by Green Bay in a 16-game season, and was part of a line that allowed one sack or zero sacks in a league-best 13 games.
- » Played in 14 games in 2019, seeing significant time at center in relief of an injured Corey Linsley in Week 5 (at Dallas (55 snaps) and in Week 17 at Detroit (68 snaps).
- » Made four starts in 2018, opening two games at LG and two at RG.
- » Spent the entire 2016 season on Green Bay's practice squad. Was originally signed by the Packers as an undrafted free agent on June 1, 2016, after participating in Green Bay's rookie orientation camp that May on a tryout basis.
- » Appeared in 44 career games with 26 starts at Duke, closing out his career with 21 consecutive starts at LG.

2021 SEASON: Has played in all seven games with three starts, opening at LG in Week 1 and at C in Weeks 5 and 7...**At New Orleans (Sept. 12):** Started at LG and played all 57 snaps...**vs. Detroit (Sept. 20):** Was limited during the week due to a concussion sustained in Week 1, playing five snaps (extra points) on special teams...**At San Francisco (Sept. 26):** Appeared on six snaps on special teams...**vs. Pittsburgh (Oct. 3):** Played six snaps on special teams...**At Cincinnati (Oct. 10):** Made his first career start at C and appeared on all 64 snaps. Helped the offense produce a 300-yard passer (Rodgers, 344), a 200-yard receiver (Davante Adams, 206) and a 100-yard rusher (Aaron Jones, 103) in the same game for the first time in team history as the Packers posted a season-high 466 total yards of offense...**At Chicago (Oct. 17):** Didn't start, but took over at C on Green Bay's first drive after Josh Myers left the game with a knee injury. Played 55 of 59 snaps, helping clear the way for the Packers' season-high 154 rushing yards on 31 carries (5.0 avg.). Protected Rodgers as he completed 17 of 23 passes for 195 yards and two TDs (128.0 rating)...**vs. Washington (Oct. 24):** Started at C and played all 56 snaps, protecting Rodgers as he threw for 274 yards and three TDs with no INTs (127.6 rating).

LUCAS PATRICK'S NFL REGULAR-SEASON STATISTICS

DATE	TEAM	GP	GS
2017	Packers	12	2
2018	Packers	14	4
2019	Packers	14	0
2020	Packers	16	15
2021	Packers	7	3
NFL TOTALS		63	24

LUCAS PATRICK'S NFL POSTSEASON STATISTICS

DATE	TEAM	GP	GS
2019	Packers	2	0
2020	Packers	2	2
NFL TOTALS		4	2

NFL debut: at Atlanta, 9/17/17

First NFL start: vs. Chicago, 9/28/17

CAREER TRANSACTIONS

2016 - Signed by Green Bay Packers as undrafted free agent, June 1...Waived by Packers, Sept. 3...Signed by Packers to practice squad, Sept. 4.

2017 - Re-signed by Packers, Jan. 24.

2018 - Re-signed by Packers as exclusive-rights free agent, April 17.

2019 - Re-signed by Packers as exclusive-rights free agent, March 15...Signed contract extension, Dec. 28.

2021 GXG REGULAR SEASON (PACKERS)

DATE	OPPONENT	P/S	W/L	SCORE
09/12	at Saints	S	L	3-38
09/20	Lions	P	W	35-17
09/26	at 49ers	P	W	30-28
10/03	Steelers	P	W	27-17
10/10	at Bengals	S	W	25-22-
10/17	at Bears	P	W	24-14
10/24	Washington	S	W	24-10
2021 TOTALS		7-3	6-1	

+ - Overtime



RANDY RAMSEY

56

LINEBACKER
ARKANSAS

Second NFL Season | Second Packers Season



Ht: 6-3 | Wt: 238 | Born: September 7, 1995 | NFL Games Played/Started: 12/0 | Acquired: FA-19

AT A GLANCE

- » Appeared in 12 games for the Packers in 2020, recording two tackles (one solo) on defense and nine tackles on special teams (No. 3 on the team). Also played in both postseason contests and registered a tackle on special teams.
- » Originally signed by Green Bay as an undrafted free agent on May 3, 2019 and spent the entire 2019 season on the Packers' practice squad.
- » Played in 41 games with 22 starts over four seasons at Arkansas (2014, 2016-18), seeing action at linebacker and at defensive end. Totaled 105 tackles (54 solo), 18½ tackles for a loss, 7½ sacks, 16 QB hurries, four forced fumbles, two fumble recoveries and two passes defended.

2021 SEASON: Placed on injured reserve on Aug. 12.

RANDY RAMSEY'S NFL REGULAR-SEASON DEFENSIVE STATISTICS

YEAR	TEAM	GP	GS	TACKLES							INTERCEPTIONS							ST				MISC									
				TK	S	A	TFL	YDS	SK	YDS	QBH	NO	YDS	LG	TD	PD	FF	FR	TD	YDS	TK	S	A	FF	FR	S	A				
2020	Packers	12	0	2	1	1	0	0	0.0	0.0	0	0	0	0	0	0	0	0	0	0	0	0	0	0	9	4	5	0	0	0	0
NFL TOTALS		12	0	2	1	1	0	0	0.0	0.0	0	0	0	0	0	0	0	0	0	0	0	0	0	0	9	4	5	0	0	0	0

RANDY RAMSEY'S NFL POSTSEASON DEFENSIVE STATISTICS

YEAR	TEAM	GP	GS	TACKLES							INTERCEPTIONS							ST				MISC									
				TK	S	A	TFL	YDS	SK	YDS	QBH	NO	YDS	LG	TD	PD	FF	FR	TD	YDS	TK	S	A	FF	FR	S	A				
2020	Packers	2	0	0	0	0	0	0	0.0	0.0	0	0	0	0	0	0	0	0	0	0	0	0	0	0	1	0	1	0	0	0	0
NFL TOTALS		2	0	0	0	0	0	0	0.0	0.0	0	0	0	0	0	0	0	0	0	0	0	0	0	0	1	0	1	0	0	0	0

WILL REDMOND

25

SAFETY
MISSISSIPPI STATE

Sixth NFL Season | Fourth Packers Season



Ht: 5-11 | Wt: 186 | Born: December 28, 1993 | NFL Games Played/Started: 31/5 | Acquired: FA-18

AT A GLANCE

- » In 2020, matched his career high with 13 games played, starting one, and posted 24 tackles (18 solo), two quarterback hits, one pass defended and four special teams tackles. Also saw action on defense and special teams in both postseason contests.
- » Set career highs in 2019 in games played (13), starts (four), total tackles (30), solo tackles (23) and passes defended (one). Also led the team with a career-best eight tackles on special teams.
- » After being released by the Kansas City Chiefs following the 2018 training camp, spent Weeks 2-9 on the Packers' practice squad before being elevated to Green Bay's active roster, where he would go on to play in five games before being placed on injured reserve (shoulder) on Dec. 22, 2018.
- » Spent his entire rookie season (knee) and the first eight games of his second season (ankle) on injured reserve. After being released by the San Francisco 49ers on Oct. 31, 2017, was signed to the Kansas City Chiefs' practice squad on Nov. 9, 2017, where he would finish the season.
- » Was selected by the San Francisco 49ers in the third round of the 2016 NFL Draft with the No. 68 overall pick.

2021 SEASON: Placed on injured reserve on Aug. 24.

WILL REDMOND'S NFL REGULAR-SEASON DEFENSIVE STATISTICS

YEAR	TEAM	GP	TACKLES										INTERCEPTIONS							ST			MISC				
			GS	TK	S	A	TFL	YDS	SK	YDS	QBH	NO	YDS	LG	TD	PD	FF	FR	TD	YDS	TK	S	A	FF	FR	S	A
2018	Packers	5	0	0	0	0	0	0	0.0	0.0	0	0	0	0	0	0	0	0	0	0	1	1	0	0	0	0	0
2019	Packers	13	4	30	23	7	1	2	0.0	0.0	0	0	0	0	0	1	0	0	0	8	6	2	0	0	0	0	
2020	Packers	13	1	24	18	6	0	0	0.0	0.0	2	0	0	0	1	0	0	0	0	4	3	1	0	0	0	0	
NFL TOTALS		31	5	54	41	13	1	2	0.0	0.0	2	0	0	0	2	0	0	0	0	13	10	3	0	0	0	0	

WILL REDMOND'S NFL POSTSEASON DEFENSIVE STATISTICS

YEAR	TEAM	GP	TACKLES										INTERCEPTIONS							ST			MISC				
			GS	TK	S	A	TFL	YDS	SK	YDS	QBH	NO	YDS	LG	TD	PD	FF	FR	TD	YDS	TK	S	A	FF	FR	S	A
2019	Packers	2	0	1	1	0	0	0	0.0	0.0	0	0	0	0	0	0	0	0	0	0	1	1	0	0	0	0	0
2020	Packers	2	0	0	0	0	0	0	0.0	0.0	0	0	0	0	0	0	0	0	0	0	0	0	0	0	0	0	
NFL TOTALS		4	0	1	1	0	0	0	0.0	0.0	0	0	0	0	0	0	0	0	0	0	1	1	0	0	0	0	

SINGLE-GAME HIGHS: DEFENSIVE

Total Tackles 8 vs. Oakland Raiders, Oct 20, 2019
8 vs. Philadelphia Eagles, Sep 26, 2019

Passes Defended 1 vs. Detroit Lions, Sep 20, 2020
1 vs. Detroit Lions, Oct 14, 2019

Tackles For Loss 1 at Dallas Cowboys, Oct 06, 2019

Special Teams Tackles 3 at Los Angeles Chargers, Nov 03, 2019
3 at Dallas Cowboys, Oct 06, 2019

NFL debut: at Seattle, 11/15/18
First NFL start: vs. Philadelphia, 9/26/19

CAREER TRANSACTIONS

2016 - Selected by San Francisco 49ers in the third round of '16 NFL Draft (68th overall), April 29...Signed first contract, June 24...Placed on injured reserve (knee), Sept. 5.

2017 - Placed on injured reserve (ankle), Sept. 3...Released by 49ers, Oct. 31...Signed by Kansas City Chiefs to practice squad, Nov. 9.

2018 - Released by Chiefs, Sept. 1...Signed by Green Bay Packers to practice squad, Sept. 11...Signed from practice squad to active roster, Nov. 6...Placed on injured reserve (shoulder), Dec. 22.

2020 - Re-signed by Packers as unrestricted free agent, March 27.

2021 - Re-signed by Packers as unrestricted free agent, April 2.

CHAUNCEY RIVERS

47

LINEBACKER
MISSISSIPPI STATE

First NFL Season | First Packers Season



Ht: 6-2 | Wt: 259 | Born: June 12, 1997 | NFL Games Played/Started: 5/0 | Acquired: W-21 (via BAL)

AT A GLANCE

- » Made his Packers debut in Week 1 against the New Orleans Saints.
- » Had logged one game in his career prior to this season when a member of Baltimore, seeing 15 defensive snaps at Pit. (12/2/20).
- » Was one of the featured players on the Netflix docu-series "Last Chance U," which was filmed at East Mississippi Community College in Scooba, MS.

2021 SEASON: Has appeared in four games, seeing time on defense and special teams...Placed on injured reserve on Oct. 7...**At New Orleans (Sept. 12):** Made his Packers debut, playing 11 defensive snaps...**vs. Detroit (Sept. 20):** Played on 11 defensive snaps and 19 special teams snaps...**At San Francisco (Sept. 26):** Played on 13 defensive snaps...**vs. Pittsburgh (Oct. 3):** Played on 19 defensive snaps and logged one solo tackle.

CHAUNCEY RIVERS' NFL REGULAR-SEASON DEFENSIVE STATISTICS

YEAR	TEAM	GP	GS	TACKLES					INTERCEPTIONS							ST				MISC							
				TK	S	A	TFL	YDS	SK	YDS	QBH	NO	YDS	LG	TD	PD	FF	FR	TD	YDS	TK	S	A	FF	FR	S	A
2020	Ravens	1	0	0	0	0	0	0	0.0	0.0	0	0	0	0	0	0	0	0	0	0	0	0	0	0	0	0	0
2021	Packers	4	0	2	2	0	0	0	0.0	0.0	0	0	0	0	0	0	0	0	0	0	0	0	0	0	0	0	
NFL TOTALS		5	0	2	2	0	0	0	0.0	0.0	0	0	0	0	0	0	0	0	0	0	0	0	0	0	0	0	

NFL debut: at Pittsburgh, 12/2/2020.

CAREER TRANSACTIONS

- Signed with the Ravens as an undrafted rookie free agent on 5/4/20.
- Waived by Baltimore on 9/5/20.
- Signed to the Ravens' practice squad on 9/6/20.
- Was activated from the practice squad (COVID replacement elevation) on 12/2/20 at Pit.
- Signed a Reserve/Future contract with Baltimore on 1/18/21.
- Claimed off waivers by Green Bay on 8/6/21.
- Placed on injured reserve on 10/7/21.

2021 GXG REGULAR SEASON (PACKERS)

DATE	OPPONENT	P/S	TK	S	A	SK	YDS	INT	PD	FF	FR	TD
09/12	at Saints	P	0	0	0	0	0.0	0.0	0	0	0	0
09/20	Lions		NOT ON ROSTER									
09/26	at 49ers	P	1	1	0	0	0.0	0.0	0	0	0	0
10/03	Steelers	P	1	1	0	0	0.0	0.0	0	0	0	0
10/10	at Bengals		INJURED RESERVE									
10/17	at Bears		INJURED RESERVE									
10/24	Washington		INJURED RESERVE									
2021 TOTALS		3-0	2	2	0	0	0.0	0.0	0	0	0	0



AARON RODGERS

12

QUARTERBACK
CALIFORNIA

17th NFL Season | 17th Packers Season



Ht: 6-2 | Wt: 225 | Born: December 2, 1983 | NFL Games Played/Started: 204/197 | Acquired: D1-05

AT A GLANCE

- » Ranks No. 3 in NFL history (min. 1,500 attempts) in career passer rating (104.1), No. 2 in TD/INT ratio (4.64, 427/92) and No. 1 in interception percentage (1.35).
- » Has been named the NFL's Most Valuable Player by *The Associated Press* three times in his career (2011, 2014, 2020), one of only four players (since 1961) to win the league MVP three-plus times (Peyton Manning, Tom Brady, Brett Favre).
- » Has posted the top two single-season passer-rating marks in league history (122.5 in 2011, 121.5 in 2020).
- » Was named to the 2010s All-Decade Team by the Pro Football Hall of Fame, one of two QBs (Brady) selected to the team by the HOF's 48-member selection committee.
- » Has been selected to the Pro Bowl in nine of the last 12 seasons (2009, 2011-12, 2014-16, 2018-20), with his nine career selections tied for No. 1 in team history with T Forrest Gregg and Favre.
- » Is the only player in league history to register 500-plus passing attempts and single-digit INTs in three straight seasons, having done it twice in his career (2014-16, 2018-20).
- » Among QBs with 30-plus passing TDs in a season, holds three of the top four single-season marks in NFL history for TD/INT ratio, including a league-record 9.60 mark (48/5) in 2020.
- » Has the only three seasons in NFL history with 40-plus TD passes and seven or fewer INTs (45/6 in 2011, 40/7 in 2016 and 48/5 in 2020).
- » Set an NFL single-season record in 2018 with his interception percentage of 0.34 (two INTs on 597 attempts), besting the previous mark held by Chiefs QB Damon Huard (0.41 in 2006). Also set a league record in 2018 for consecutive passing attempts without an INT (402).
- » Has thrown 224-plus passes with a single-digit INT total in each of the last 10 seasons (2011-20), the longest streak in NFL history ahead of Alex Smith (seven, 2013-18, 20) and Neil O'Donnell (five, 1991-95).
- » In 197 career regular-season starts (since 2008), has posted 66 games with 300-plus passing yards (No. 5 in the NFL over that span), 124 without an interception (No. 1, min. 15 attempts) and 109 with a 100-plus passer rating (No. 2).
- » In the franchise record books, holds eight of the top nine single-season marks for passer rating (2009-14, 2016, 2020), five of the top seven for passing TDs (2011-12, 2014, 2016, 2020), seven of the top eight for completion percentage (2010-14, 2016, 2020) and five of the top seven for passing yards (2009, 2011, 2014, 2016, 2018).

2021 SEASON: Has started all seven games and has completed 151 of 221 passes (68.3 pct.) for 1,710 yards and 15 TDs with three INTs for a 108.2 rating...Ranks No. 6 in the NFL in passer rating, tied for No. 5 in TD/INT ratio, No. 7 in INT percentage and tied for No. 7 in TD passes...**At New Orleans (Sept. 12):** Became the first player in franchise history to play in at least one regular-season game in 17 different seasons. Completed 15 of 28 passes (53.6 pct.) for 133 yards and two INTs (36.8 rating)...**Vs. Detroit (Sept. 20):** Threw for 255 yards and four TDs on 22-of-27 passing (81.5 pct.) with no INTs for a 145.6 rating. Found WR Davante Adams on a 50-yard completion early in the third quarter, moving past John Elway (51,475 yards) for No. 10 on the NFL's all-time passing-yardage list. It marked the seventh time in his career that he threw four-plus TD passes and completed 80-plus percent of his passes, good for No. 3 in league history behind only Peyton Manning and Drew Brees (eight games each). It marked his 25th career game with four-plus TD passes and zero INTs, one shy of the NFL all-time mark held by QBs Tom Brady and Brees (26 each)...**At San Francisco (Sept. 26):** Connected on 23 of 33 passes (69.7 pct.) for 261 yards and two TDs with no INTs for a 113.3 rating. Found Adams for a 1-yard TD pass in the first quarter and then connected with WR Marquez Valdes-Scantling for a 12-yard score early in the fourth quarter to put the Packers up, 24-14. After the 49ers took a 28-27 lead with 37 seconds remaining and Green Bay holding no timeouts, led the offense down the field for a six-play, 42-yard drive that was capped off by K Mason Crosby's game-winning 51-yard FG. On first down, found Adams deep down the middle over the outstretched arm of LB Fred Warner for a 25-yard gain to midfield. After spiking the ball to stop the clock and an incomplection, connected with Adams again, this time for 17 yards to the San Francisco 33 to set up the game-winning kick...**Vs. Pittsburgh (Oct. 3):** Threw for 248 yards and two TDs with no INTs on 20-of-36 passing (55.6 pct.) for a 95.6 rating and added a 4-yard rushing TD. It marked his 18th career game with multiple passing TDs and at least one rushing TD, the second most in NFL history behind only Cam Newton (21) as he moved past Steve Young (17). His second TD pass of the game, a 1-yarder to WR Randall Cobb late in the third quarter, was the 420th TD pass of his career as he moved into a tie for No. 6 all-time with QB Dan Marino...**At Cincinnati (Oct. 10):** Threw for a season-high 344 yards and two TDs with one INT on 27-of-39 passing (69.2 pct.). His 5-yard TD pass to Adams late in the first half was the 422nd TD pass of his career as he moved past QB Philip Rivers (421) for No. 5 in NFL history. Posted a season-high eight completions of 16-plus yards. With just over two minutes remaining in overtime, found Cobb over the middle for a 15-yard gain on third-and-16, setting up Crosby's game-winning 49-yard FG...**At Chicago (Oct. 17):** Connected on 17 of 23 passes (73.9 pct.) for 195 yards and two TDs with no INTs (128.0 rating), his eighth consecutive divisional game with multiple TD passes and no INTs as he tied his own NFL mark set in 2014-15. Brought his career passing-TD total at Soldier Field to 25, tying Brett Favre for the most at the stadium in franchise history. Sealed the 24-14 win with a 4-yard TD run with 4:30 remaining in the game, his 13th career game with multiple TD passes, a TD run and no INTs, the most in NFL history...**Vs. Washington (Oct. 24):** Threw for 274 yards and three TDs with no INTs on 27-of-35 passing (77.1 pct.) for a 127.6 rating, his 19th career game with three-plus TD passes, zero INTs and a completion percentage of 75-plus, tied with Brady for No. 3 in NFL history (Brees, 29; Manning, 23).

REGULAR-SEASON COMPARISON: PASSING - ARIZONA CARDINALS

DATE	OPP	W/L	GP/GS	C	ATT	YDS.	AVG.	TD	LG	INT	SK	SKYD	RTG
1/3/10	GB @ ARZ	W	S	21	26	235	9.0	1	51	0	0	0	117.1
11/4/12	GB vs. ARZ	W	S	14	30	218	7.3	4	72	1	1	10	96.9
12/27/15	GB @ ARZ	L	S	15	28	151	5.4	1	38	1	8	70	66.2
12/2/18	GB vs. ARZ	L	S	31	50	233	4.7	1	19	0	1	6	79.8
TOTALS		2/2	4/4	81	134	837	6.2	7	72	2	10	86	--

POSTSEASON COMPARISON: PASSING - ARIZONA CARDINALS

DATE	OPP	W/L	GP/GS	C	ATT	YDS.	AVG.	TD	LG	INT	SK	SKYD	RTG
1/10/10	GB @ ARZ	L	S	28	42	423	10.1	4	44	1	5	19	121.4
1/16/16	GB @ ARZ	L	S	24	44	261	5.9	2	60	1	1	10	77.9
TOTALS		0/2	2/2	52	86	684	8.0	6	60	2	6	29	--

AARON RODGERS' NFL REGULAR-SEASON PASSING/RUSHING STATISTICS

DATE	TEAM	GP	GS	PASSING										RUSHING					
				ATT.	CMP.	PCT.	YDS	AVG.	TD	INT.	LG	SK	LST	RATE	NO.	YDS.	AVG.	LG	TD
2005	Packers	3	0	16	9	56.3	65	4.1	0	1	16	3	28	39.8	2	7	3.5	8	0
2006	Packers	2	0	15	6	40.0	46	3.1	0	0	16	3	18	48.2	2	11	5.5	6	0
2007	Packers	2	0	28	20	71.4	218	7.8	1	0	43	3	24	106.0	7	29	4.1	13	0
2008	Packers	16	16	536	341	63.6	4,038	7.5	28	13	71	34	231	93.8	56	207	3.7	21	4
2009	Packers	16	16	541	350	64.7	4,434	8.2	30	7	83	50	306	103.2	58	316	5.4	35	5
2010	Packers	15	15	475	312	65.7	3,922	8.3	28	11	86	31	193	101.2	64	356	5.6	27	4
2011	Packers	15	15	502	343	68.3	4,643	9.2	45	6	93	36	219	122.5	60	257	4.3	25	3
2012	Packers	16	16	552	371	67.2	4,295	7.8	39	8	73	51	293	108.0	54	259	4.8	27	2
2013	Packers	9	9	290	193	66.6	2,536	8.7	17	6	83	21	117	104.9	30	120	4.0	18	0
2014	Packers	16	16	520	341	65.6	4,381	8.4	38	5	80	28	174	112.2	43	269	6.3	19	2
2015	Packers	16	16	572	347	60.7	3,821	6.7	31	8	65	46	314	92.7	58	344	5.9	18	1
2016	Packers	16	16	610	401	65.7	4,428	7.3	40	7	66	35	246	104.2	67	369	5.5	23	4
2017	Packers	7	7	238	154	64.7	1,675	7.0	16	6	72	22	168	97.2	24	126	5.3	18	0
2018	Packers	16	16	597	372	62.3	4,442	7.4	25	2	75	49	353	97.6	43	269	6.3	23	2
2019	Packers	16	16	569	353	62.0	4,002	7.0	26	4	74	36	284	95.4	46	183	4.0	17	1
2020	Packers	16	16	526	372	70.7	4,299	8.2	48	5	78	20	182	121.5	38	149	3.9	14	3
2021	Packers	7	7	221	151	68.3	1,710	7.7	15	3	59	16	123	108.2	16	44	2.8	16	2
TOTALS		204	197	6,808	4,436	65.2	52,955	7.8	427	92	931	484	3,273	104.1	668	3,315	5.0	35	33

AARON RODGERS' NFL POSTSEASON PASSING/RUSHING STATISTICS

DATE	TEAM	GP	GS	PASSING										RUSHING					
				ATT.	CMP.	PCT.	YDS	AVG.	TD	INT.	LG	SK	LST	RATE	NO.	YDS.	AVG.	LG	TD
2007	Packers	1	0	0	0	0.0	0	0.0	0	0	0	0	0	0.0	0	0	0.0	0	0
2009	Packers	1	1	42	28	66.7	423	10.1	4	1	44	5	19	121.4	3	13	4.3	13	1
2010	Packers	4	4	132	90	68.2	1,094	8.3	9	2	38	8	53	109.8	14	54	3.9	25	2
2011	Packers	1	1	46	26	56.5	264	5.7	2	1	21	4	23	78.5	7	66	9.4	16	0
2012	Packers	2	2	72	49	68.1	531	7.4	3	1	44	4	33	97.6	5	40	8.0	17	0
2013	Packers	1	1	26	17	65.4	177	6.8	1	0	26	4	20	97.8	2	11	5.5	9	0
2014	Packers	2	2	69	43	62.3	494	7.2	4	2	46	3	26	91.1	4	8	2.0	12	0
2015	Packers	2	2	80	45	56.3	471	5.9	4	1	60	2	15	84.9	3	20	6.7	19	0
2016	Packers	3	3	128	80	62.5	1,004	7.8	9	2	42	10	79	103.8	8	62	7.8	28	0
2019	Packers	2	2	66	47	71.2	569	8.6	4	2	65	5	38	104.9	6	14	2.3	14	0
2020	Packers	2	2	84	56	66.7	642	7.6	5	1	58	5	32	104.4	4	-3	-0.8	11	1
TOTALS		21	20	745	481	64.6	5,669	7.6	45	13	65	50	338	100.5	56	285	5.1	28	4

SINGLE-GAME HIGHS: QUARTERBACK

Pass Attempts	61 vs. Detroit Lions, Nov 15, 2015 56 vs. Chicago Bears, Oct 20, 2016 39 vs. Chicago Bears, Oct 20, 2016 37 at New York Jets, Dec 23, 2018	Passer Rating	158.3 vs. Oakland Raiders, Oct 20, 2019 155.4 at Cleveland Browns, Oct 25, 2009
Pass Completions	480 vs. Washington Football Team, Sep 15, 2013 442 at New York Jets, Dec 23, 2018 ...1 more at 442.	Rush Attempts	12 at Atlanta Falcons, Nov 28, 2010 10 at Detroit Lions, Jan 01, 2017
Yards Passing	6 at Houston Texans, Oct 14, 2012	Rushing Yards	60 at Atlanta Falcons, Oct 30, 2016 57 at Indianapolis Colts, Oct 07, 2012 35 vs. Minnesota Vikings, Nov 01, 2009 27 at Detroit Lions, Dec 09, 2012 ...1 more at 27.
TD Passes	93t vs. St. Louis Rams, Oct 16, 2011 86t vs. Miami Dolphins, Oct 17, 2010	Longest Runs	2 at New York Jets, Dec 23, 2018 2 vs. Denver Broncos, Oct 02, 2011
Long Passes	86.4 vs. Carolina Panthers, Oct 19, 2014 84.0 vs. Tennessee Titans, Dec 27, 2020	Rushing TDs	6.5 at San Diego Chargers, Nov 06, 2011 4.9 vs. St. Louis Rams, Oct 11, 2015 ...1 more at 4.9.
Completion Percentage		Rushing Average	

300-YARD PASSING GAMES (66): REGULAR-SEASON

DATE	TEAM	NO.	YDS.	AVG.	LG	TD
09/14/08	at Lions	24	328	13.7	62	3
10/05/08	FALCONS	25	313	12.5	44t	3
11/02/08	at Titans	22	314	14.3	52	1
12/28/08	LIONS	21	308	14.7	71t	3
10/05/09	at Vikings	26	384	14.8	62t	2
10/18/09	LIONS	29	358	12.3	47t	2
11/22/09	49ERS	32	344	10.8	64t	2
11/26/09	at Lions	28	348	12.4	68	3
12/20/09	at Steelers	26	383	14.7	83t	3
09/27/10	at Bears	34	316	9.3	28	1
10/17/10	DOLPHINS	18	313	17.4	86t	1
11/21/10	at Vikings	22	301	13.7	47	4
11/28/10	at Falcons	26	344	13.2	35	1
12/26/10	GIANTS	25	404	16.2	80t	4
09/08/11	SAINTS	27	312	11.6	36	3
09/18/11	at Panthers	19	308	16.2	84t	2
10/02/11	BRONCOS	29	408	14.1	61	4
10/09/11	at Falcons	26	396	15.2	70t	2
10/16/11	RAMS	18	316	17.6	93t	3
10/23/11	at Vikings	24	335	14.0	79t	3
11/24/11	at Lions	22	307	14.0	65t	2
12/04/11	at Giants	28	369	13.2	33	4
09/09/12	49ERS	30	303	10.1	49	2
09/30/12	SAINTS	31	319	10.3	20	4
10/14/12	at Texans	24	338	14.1	48t	6
10/21/12	at Rams	30	342	11.4	52	3
12/23/12	TITANS	27	342	12.7	34	3
12/30/12	at Vikings	28	365	13.0	73	4
09/08/13	at 49ers	21	333	15.9	38	3
09/15/13	WASHINGTON	34	480	14.1	57	4
10/13/13	at Ravens	17	315	18.5	64t	1
12/29/13	at Bears	25	318	12.7	48t	2
09/14/14	JETS	25	346	13.8	80t	3
09/28/14	at Bears	22	302	13.7	46	4
10/26/14	at Saints	28	418	14.9	70t	1
11/09/14	BEARS	18	315	17.5	73t	6
11/16/14	EAGLES	22	341	15.5	64	3
11/30/14	PATRIOTS	24	368	15.3	45t	2
12/08/14	FALCONS	24	327	13.6	60t	3
12/21/14	at Buccaneers	31	318	10.3	30	1
09/28/15	CHIEFS	24	333	13.9	52	5
11/08/15	at Panthers	25	369	14.8	53t	4
11/15/15	LIONS	35	333	9.5	32	2
10/20/16	BEARS	39	326	8.4	25	3
11/13/16	at Titans	31	371	12.0	46	2
11/20/16	at Washington	26	351	13.5	47	3
11/28/16	at Eagles	30	313	10.4	50	2
12/24/16	VIKINGS	28	347	12.4	48	4
01/01/17	at Lions	27	300	11.1	39	4
09/10/17	SEAHAWKS	28	311	11.1	32t	1
09/17/17	at Falcons	33	343	10.4	33t	2
09/24/17	BENGALS	28	313	11.2	72	3
10/07/18	at Lions	32	442	13.8	54	3
10/15/18	49ERS	25	425	17.0	60	2

11/15/18	at Seahawks	21	332	15.8	57	2
12/23/18	at Jets	37	442	11.9	49t	2
09/26/19	EAGLES	34	422	12.4	58	2
10/20/19	RAIDERS	25	429	17.2	74t	5
10/27/19	at Chiefs	23	305	13.3	67t	3
12/29/19	at Lions	27	323	12.0	33	2
09/13/20	at Vikings	32	364	11.4	45t	4
10/05/20	FALCONS	27	327	12.1	29	4
11/05/20	at 49ers	25	305	12.2	52t	4
11/15/20	JAGUARS	24	325	13.5	78t	2
11/22/20	at Colts	27	311	11.5	47	3
10/10/21	at Bengals	27	344	12.7	59	2

300-YARD PASSING GAMES (8): POSTSEASON

DATE	TEAM	NO.	YDS.	AVG.	LG	TD
01/10/10	at Cardinals	28	423	15.1	44	4
01/15/11	at Falcons	31	366	11.8	34	3
02/06/11	STEELERS	24	304	12.7	38	3
01/11/15	COWBOYS	24	316	13.2	46t	3
01/08/17	GIANTS	25	362	14.5	42t	4
01/15/17	at Cowboys	28	355	12.7	35	2
01/19/20	at 49ers	31	326	10.5	65	2
01/24/21	BUCCANEERS	33	346	10.5	50t	3

NFL debut: vs. New Orleans, 10/9/05

First NFL start: vs. Minnesota, 9/8/08

First passing TD: at Dallas, 11/29/07 (11 yds., G.Jennings)

First rushing TD: vs. Minnesota, 9/8/08 (1 yd.)

First INT: at Baltimore, 12/19/05 (C.Williams)

CAREER TRANSACTIONS

2005 - Selected by Green Bay Packers in the first round (24th overall) of '05 NFL Draft, April 23...Signed first contract, Aug. 1.

2006 - Placed on injured reserve (foot), Nov. 21.

2008 - Signed contract extension, Oct. 31.

2013 - Signed contract extension, April 26.

2017 - Placed on injured reserve (collarbone), Oct. 20...Activated from injured reserve/designated for return, Dec. 16...Placed on injured reserve (collarbone), Dec. 19.

2018 - Signed contract extension, Aug. 29.

2021 GXG REGULAR SEASON (PACKERS)

DATE	OPPONENT	P/S	PASSING											RUSHING			
			ATT	CMP	YDS	PCT	Y/A	Y/C	TD	INT	LG	SK/YD	RATE	ATT	YDS	LG	TD
09/12	at Saints	S	28	15	133	53.6	4.8	8.9	0	2	31	1/11	36.8	0	0	0	0
09/20	Lions	S	27	22	255	81.5	9.4	11.6	4	0	50	3/28	145.6	4	6	5	0
09/26	at 49ers	S	33	23	261	69.7	7.9	11.3	2	0	47	1/8	113.3	0	0	0	0
10/03	Steelers	S	36	20	248	55.6	6.9	12.4	2	0	28	3/12	95.6	3	2	4t	1
10/10	at Bengals	S	39	27	344	69.2	8.8	12.7	2	1	59	2/11	102.9	0	0	0	0
10/17	at Bears	S	23	17	195	73.9	8.5	11.5	2	0	41	3/26	128.0	7	19	16	1
10/24	Washington	S	35	27	274	77.1	7.8	10.1	3	0	26	3/27	127.6	2	17	15	0
2021 TOTALS		7-7	221	151	1,710	68.3	7.7	11.3	15	3	59	16/123	108.2	16	44	16	2

AMARI RODGERS

8

WIDE RECEIVER
CLEMSON

Rookie



Ht: 5-9 | Wt: 212 | Born: September 23, 1999 | NFL Games Played/Started: 7/0 | Acquired: D3-21

AT A GLANCE

- » Finished his career at Clemson ranked No. 6 in school history in receptions (181) and No. 12 in receiving yards (2,144).
- » Was one of only five players at Clemson from 2000-20 to record a rushing touchdown, a receiving TD and a TD on a punt return.
- » Earned first-team All-Atlantic Coast Conference honors as a senior in 2020 after recording career highs in receptions (77), receiving yards (1,020) and receiving TDs (seven).
- » During the 2020 season, became the first player in school history to register six-plus receptions in seven straight games.
- » Earned honorable mention All-ACC recognition at both WR and as an all-purpose player as a junior in 2019.
- » Was named Mr. Football at the 4A level in the state of Tennessee in both his junior and senior seasons, finishing his career at Knoxville (Tenn.) Catholic High School with 3,498 receiving yards and 47 TD catches.

2021 SEASON: Has appeared in all seven games and has posted two catches for 33 yards (16.5 avg.) and eight punt returns for 50 yards (6.3 avg.) with three fair catches...Has also registered a tackle on special teams...**At New Orleans (Sept. 12):** Played on 15 snaps on offense and three on special teams in his NFL debut. Posted his first career reception with just over nine minutes remaining in the game, hauling in a 19-yard pass from QB Jordan Love to pick up a first down on a third-and-7. Added a 17-yard punt return later in the fourth quarter...**Vs. Detroit (Sept. 20):** Posted a 2-yard punt return along with one fair catch...**At San Francisco (Sept. 26):** Played two snaps on offense and four on special teams, returning one punt for zero yards...**At Cincinnati (Oct. 10):** Played on five snaps on offense and six on special teams, returning two punts for 9 yards (4.5 avg.)...**At Chicago (Oct. 17):** Appeared on six plays on offense and posted a 14-yard reception. Returned two punts for 16 yards (8.0 avg.), highlighted by a 16-yard return out to the Green Bay 42 midway through the second quarter...**Vs. Washington (Oct. 24):** Played four snaps on offense and registered a tackle in six snaps of action on special teams.

AMARI RODGERS' NFL REGULAR-SEASON RUSHING/RECEIVING STATISTICS

DATE	TEAM	GP	GS	RECEIVING					RUSHING				
				NO.	YDS.	AVG.	LG	TD	NO.	YDS.	AVG.	LG	TD
2021	Packers	7	0	2	33	16.5	19	0	0	0	0.0	0	0
NFL TOTALS		7	0	2	33	16.5	19	0	0	0	0.0	0	0

AMARI RODGERS' NFL REGULAR-SEASON RETURN STATISTICS

DATE	TEAM	RET.	YDS.	AVG.	LG	TD	PUNT RETURNS					
							NO.	FC	YDS.	AVG.	LG	TD
2021	Packers	0	0	0.0	0	0	8	3	50	6.3	17	0
NFL TOTALS		0	0	0.0	0	0	8	3	50	6.3	17	0

2021 GXG REGULAR SEASON (PACKERS)

DATE	OPPONENT	P/S	RECEIVING					RUSHING					
			NO.	YDS.	AVG.	LG	TD	NO.	YDS.	AVG.	LG	TD	
09/12	at Saints	P	1	19	19.0	19	0	0	0	0.0	0	0	
09/20	Lions	P	0	0	0.0	0	0	0	0	0.0	0	0	
09/26	at 49ers	P	0	0	0.0	0	0	0	0	0.0	0	0	
10/03	Steelers	P	0	0	0.0	0	0	0	0	0.0	0	0	
10/10	at Bengals	P	0	0	0.0	0	0	0	0	0.0	0	0	
10/17	at Bears	P	1	14	14.0	14	0	0	0	0.0	0	0	
10/24	Washington	P	0	0	0.0	0	0	0	0	0.0	0	0	
2021 TOTALS			7-0	2	33	16.5	19	0	0	0	0.0	0	0

2021 GXG REGULAR SEASON (PACKERS)

DATE	OPPONENT	P/S	KICKOFF RETURNS					PUNT RETURNS					W/L	SCORE	
			RET	YDS	AVG	LG	TD	NO	FC	YDS	AVG	LG			TD
09/12	at Saints	P	0	0	0.0	0	0	1	0	17	17.0	17	0	L	3-38
09/20	Lions	P	0	0	0.0	0	0	1	1	2	2.0	2	0	W	35-17
09/26	at 49ers	P	0	0	0.0	0	0	1	1	6	6.0	6	0	W	30-28
10/03	Steelers	P	0	0	0.0	0	0	1	0	0	0.0	0	0	W	27-17
10/10	at Bengals	P	0	0	0.0	0	0	2	0	9	4.5	8	0	W	25-22+
10/17	at Bears	P	0	0	0.0	0	0	2	1	16	8.0	16	0	W	24-14
10/24	Washington	P	0	0	0.0	0	0	0	0	0	0.0	0	0	W	24-10
2021 TOTALS			7-0	0	0	0.0	0	0	8	3	50	6.3	17	0	6-1

+ - Overtime



JON RUNYAN

76

GUARD
MICHIGAN

Second NFL Season | Second Packers Season



Ht: 6-4 | Wt: 307 | Born: August 8, 1997 | NFL Games Played/Started: 23/6 | Acquired: D6a-20

AT A GLANCE

- » Played in all 16 contests last season, the only Green Bay rookie to appear in every game, seeing time at both guard spots.
- » Became the first Green Bay OL to be drafted in the sixth round or later to appear in every game as a rookie since T Mark Tauscher (seventh round) in 2000.
- » Saw significant action in Week 11 at Indianapolis and in Week 12 vs. Chicago due to injuries on the line, playing the final 50 snaps of each game at left guard as the line allowed a total of one sack in those two contests.
- » Earned first-team All-Big Ten honors from the conference's coaches as both a junior and a senior, also taking home first-team recognition from the media as a senior in 2019.
- » Was a two-time recipient (2018-19) of the Hugh R. Radar Award as the University of Michigan's top offensive lineman and was named to the watch list for the Outland Trophy in 2019.
- » Appeared in 32 career games with 25 starts for the Wolverines, opening 24 contests at left tackle and one at right tackle.

2021 SEASON: Has played in all seven games with six starts (Weeks 2-7) at LG...**At New Orleans (Sept. 12):** Appeared on one snap on special teams...**Vs. Detroit (Sept. 20):** Made his first career NFL start, opening at LG with Lucas Patrick (concussion) limited during the practice week. Played all 65 snaps, protecting QB Aaron Rodgers as he connected on 22 of 27 passes for 255 yards and four TDs with no INTs (145.6 rating)...**At San Francisco (Sept. 26):** Started at LG and played all 63 snaps, blocking for Rodgers as he was sacked just once on the evening and as he completed 23 of 33 passes for 261 yards and two TDs (113.3 rating)...**Vs. Pittsburgh (Oct. 3):** Started at LG and played all 72 snaps, helping to clear the way for the Packers' season-high 131 rushing yards on 33 carries (4.0 avg.). Protected Rodgers as he threw for 248 yards and two TDs on 20-of-36 passing...**At Cincinnati (Oct. 10):** Started at LG and played all 64 snaps, helping the offense produce a 300-yard passer (Rodgers, 344), a 200-yard receiver (Davante Adams, 206) and a 100-yard rusher (Aaron Jones, 103) in the same game for the first time in team history as the Packers posted a season-high 466 total yards of offense...**At Chicago (Oct. 17):** Started at LG and played all 59 snaps, helping clear the way for the Packers' season-high 154 rushing yards on 31 carries (5.0 avg.). Protected Rodgers as he completed 17 of 23 passes for 195 yards and two TDs (128.0 rating)...**Vs. Washington (Oct. 24):** Started at LG and played all 56 snaps, protecting Rodgers as he threw for 274 yards and three TDs with no INTs (127.6 rating).

JON RUNYAN'S NFL REGULAR-SEASON STATISTICS

DATE	TEAM	GP	GS
2020	Packers	16	0
2021	Packers	7	6
NFL TOTALS		23	6

JON RUNYAN'S NFL POSTSEASON STATISTICS

DATE	TEAM	GP	GS
2020	Packers	2	0
NFL TOTALS		2	0

NFL debut: at Minnesota, 9/13/20

CAREER TRANSACTIONS

2020 - Selected by Green Bay Packers as first of three choices in the sixth round (192nd overall) of '20 NFL Draft, April 25...Signed first contract, June 5.

2021 GXG REGULAR SEASON (PACKERS)

DATE	OPPONENT	P/S	W/L	SCORE
09/12	at Saints	P	L	3-38
09/20	Lions	S	W	35-17
09/26	at 49ers	S	W	30-28
10/03	Steelers	S	W	27-17
10/10	at Bengals	S	W	25-22-
10/17	at Bears	S	W	24-14
10/24	Washington	S	W	24-10
2021 TOTALS		7-6	6-1	

+- Overtime



DARNELL SAVAGE

26

SAFETY
MARYLAND

Third NFL Season | Third Packers Season



Ht: 5-11 | Wt: 198 | Born: July 30, 1997 | NFL Games Played/Started: 36/36 | Acquired: D1b-19

AT A GLANCE

- » Posted six interceptions in his first two seasons (2019-20), tied for No. 8 among NFL safeties over that span (stathead.com).
- » His six INTs were the most by a Packers safety in their first two seasons since Tom Flynn (10) in 1984-85 (stathead.com).
- » Became the first Packers safety to have two-plus interceptions in both of his first two NFL seasons since Aaron Rouse in 2007-08.
- » Among NFL safeties, finished the 2020 regular season No. 2 in passes defended (12) and tied for No. 5 with four interceptions (stathead.com).
- » Earned PFWA All-Rookie team honors in 2019 after starting all 14 games he appeared in and recording 61 tackles (41 solo), a tackle for a loss, a team-high two forced fumbles, two INTs (tied for No. 2 on the team), seven passes defended, a QB hit and two QB pressures.
- » Earned All-Big Ten honors from media and coaches in each of his final two seasons at Maryland, being named honorable mention in 2017 and second team in 2018.

2021 SEASON: Has started all seven contests and has posted 25 tackles (22 solo, No. 3 on the team), an interception, a tackle for a loss and three passes defended...**At New Orleans (Sept. 12):** Started and saw action on 51 defensive snaps, registering one tackle (assisted)...**Vs. Detroit (Sept. 20):** One of four players to play all 57 defensive snaps and finished with two tackles (both solo)...**At San Francisco (Sept. 26):** One of five players to play on all 70 defensive snaps and led the team with six solo tackles and recorded a tackle for a loss...**Vs. Pittsburgh (Oct. 3):** One of four players to appear on all 60 defensive snaps, recording one tackle (solo)...**At Cincinnati (Oct. 10):** One of two players to play on all 67 defensive snaps and tied for No. 3 on the team with six tackles (five solo)...**At Chicago (Oct. 17):** Registered three tackles (all solo), an interception and a pass defended on 51 defensive snaps before exiting the game in the third quarter with a concussion. Picked off QB Justin Fields on a long pass to the back of the end zone late in the first quarter. Green Bay took the ensuing drive 80 yards in 12 plays for a TD to tie the game at seven...**Vs. Washington (Oct. 24):** Tied his season high with six tackles (five solo) and posted a pass defended on a third-and-3 at the GB 27-yard line in the second quarter that led to a fourth down that was not converted.

DARNELL SAVAGE'S NFL REGULAR-SEASON DEFENSIVE STATISTICS

YEAR	TEAM	GP	TACKLES							INTERCEPTIONS							ST				MISC						
			GS	TK	S	A	TFL	YDS	SK	YDS	QBH	NO	YDS	LG	TD	PD	FF	FR	TD	YDS	TK	S	A	FF	FR	S	A
2019	Packers	14	14	61	41	20	1	2	0.0	0.0	1	2	37	28	0	7	2	0	0	0	0	0	0	0	0	0	0
2020	Packers	15	15	75	56	19	3	14	1.0	10.0	2	4	13	9	0	12	0	1	0	0	0	0	0	0	0	0	
2021	Packers	7	7	25	22	3	1	1	0.0	0.0	0	1	0	0	3	0	0	0	0	0	0	0	0	0	0	0	
NFL TOTALS		36	36	161	119	42	5	17	1.0	10.0	3	7	50	28	0	22	2	1	0	0	0	0	0	0	0	0	

DARNELL SAVAGE'S NFL POSTSEASON DEFENSIVE STATISTICS

YEAR	TEAM	GP	TACKLES							INTERCEPTIONS							ST				MISC					
			GS	TK	S	A	TFL	YDS	SK	YDS	QBH	NO	YDS	LG	TD	PD	FF	FR	TD	YDS	TK	S	A	FF	FR	S
2019	Packers	2	2	12	9	3	1	4	0.0	0.0	0	0	0	0	0	0	0	0	0	0	0	0	0	0	0	0
2020	Packers	2	2	4	3	1	0	0	0.0	0.0	1	0	0	0	0	0	0	0	0	0	0	0	0	0	0	0
NFL TOTALS		4	4	16	12	4	1	4	0.0	0.0	1	0	0	0	0	0	0	0	0	0	0	0	0	0	0	0

SINGLE-GAME HIGHS: DEFENSIVE

Total Tackles	10 at Chicago Bears, Jan 03, 2021 8 at Detroit Lions, Dec 13, 2020	Fumble Recoveries	1 at Indianapolis Colts, Nov 22, 2020
Sacks	1.0 at Detroit Lions, Dec 13, 2020	Tackles For Loss	1 at San Francisco 49ers, Sep 26, 2021 1 vs. Carolina Panthers, Dec 19, 2020 ...3 more at 1.
Passes Defended	3 vs. Tennessee Titans, Dec 27, 2020 2 vs. Chicago Bears, Nov 29, 2020 ...2 more at 2.	Interceptions	2 vs. Chicago Bears, Nov 29, 2020 1 at Chicago Bears, Oct 17, 2021 ...4 more at 1.
Forced Fumbles	1 vs. Washington, Dec 08, 2019 1 vs. Minnesota Vikings, Sep 15, 2019	Interception Return Yards	28 at New York Giants, Dec 01, 2019 9 vs. Tennessee Titans, Dec 27, 2020 ...1 more at 9.

NFL debut/first start: at Chicago, 9/5/19
First NFL interception: vs. Denver, 9/22/19 (J.Flacco)
First NFL sack: at Detroit, 12/13/20 (M.Stafford)

CAREER TRANSACTIONS

2019 - Selected by Green Bay Packers in the first round (21st overall) of '19 NFL Draft, April 25 (pick obtained from Seattle for Packers' first-round pick and two fourth-round choices)...Signed first contract, May 3.

2021 GYG REGULAR SEASON (PACKERS)

DATE	OPPONENT	P/S	TK	S	A	SK	YDS	INT	PD	FF	FR	TD
09/12	at Saints	S	1	0	1	0.0	0.0	0	0	0	0	0
09/20	Lions	S	2	2	0	0.0	0.0	0	0	0	0	0
09/26	at 49ers	S	6	6	0	0.0	0.0	0	1	0	0	0
10/03	Steelers	S	1	1	0	0.0	0.0	0	0	0	0	0
10/10	at Bengals	S	6	5	1	0.0	0.0	0	0	0	0	0
10/17	at Bears	S	3	3	0	0.0	0.0	1	1	0	0	0
10/24	Washington	S	6	5	1	0.0	0.0	0	1	0	0	0
2021 TOTALS		7-7	25	22	3	0.0	0.0	1	3	0	0	0

VERNON SCOTT

36

SAFETY
TCU

Second NFL Season | Second Packers Season



Ht: 6-2 | Wt: 202 | Born: September 11, 1997 | NFL Games Played/Started: 16/0 | Acquired: D7a-20

AT A GLANCE

- » Appeared in 15 games as a rookie and finished No. 4 on the team with six special teams tackles. Also saw action in one postseason contest and recorded a tackle on special teams.
- » Among players selected in the seventh round of the 2020 NFL Draft, was one of four players in the league to play in 15-plus games last season (Washington S Kamen Curl – 16, Atlanta P Sterling Hofrichter – 16, L.A. Chargers WR K.J. Hill – 15), according to stathead.com.
- » Saw action in 46 games with 12 starts in four seasons at TCU and posted 88 tackles (58 solo), two tackles for a loss, a sack, two interceptions, a fumble recovery, two forced fumbles and 12 passes defensed.
- » Earned first-team all-district honors and all-state honorable mention as a junior and as a senior at Summit High School in Arlington, Texas.

2021 SEASON: Has played in one game...**At New Orleans (Sept. 12):** Inactive (hamstring)...**Vs. Detroit (Sept. 20):** Inactive (hamstring)...**At San Francisco (Sept. 26):** Inactive...**Vs. Pittsburgh (Oct. 3):** Made his season debut and played three snaps on special teams...**At Cincinnati (Oct. 10):** Inactive (healthy scratch)...**At Chicago (Oct. 17):** Inactive (healthy scratch)...**Vs. Washington (Oct. 24):** Inactive (healthy scratch).

VERNON SCOTT'S NFL REGULAR-SEASON DEFENSIVE STATISTICS

YEAR	TEAM	GP	TACKLES										INTERCEPTIONS							ST			MISC				
			GS	TK	S	A	TFL	YDS	SK	YDS	QBH	NO	YDS	LG	TD	PD	FF	FR	TD	YDS	TK	S	A	FF	FR	S	A
2020	Packers	15	0	7	7	0	2	4	1.0	1.0	1	0	0	0	0	0	0	0	0	0	6	4	2	0	0	0	0
2021	Packers	1	0	0	0	0	0	0	0.0	0.0	0	0	0	0	0	0	0	0	0	0	0	0	0	0	0	0	
NFL TOTALS		16	0	7	7	0	2	4	1.0	1.0	1	0	0	0	0	0	0	0	0	6	4	2	0	0	0	0	

VERNON SCOTT'S NFL POSTSEASON DEFENSIVE STATISTICS

YEAR	TEAM	GP	TACKLES										INTERCEPTIONS							ST			MISC				
			GS	TK	S	A	TFL	YDS	SK	YDS	QBH	NO	YDS	LG	TD	PD	FF	FR	TD	YDS	TK	S	A	FF	FR	S	A
2020	Packers	1	0	0	0	0	0	0	0.0	0.0	0	0	0	0	0	0	0	0	0	0	1	0	1	0	0	0	0
NFL TOTALS		1	0	0	0	0	0	0	0.0	0.0	0	0	0	0	0	0	0	0	0	1	0	1	0	0	0	0	

SINGLE-GAME HIGHS: DEFENSIVE

Total Tackles 2 vs. Tennessee Titans, Dec 27, 2020
2 vs. Detroit Lions, Sep 20, 2020

Sacks 1.0 vs. Detroit Lions, Sep 20, 2020

Tackles For Loss 1 at Houston Texans, Oct 25, 2020
1 vs. Detroit Lions, Sep 20, 2020

Special Teams Tackles 2 vs. Chicago Bears, Nov 29, 2020
1 vs. Tennessee Titans, Dec 27, 2020
...3 more at 1.

NFL debut: at Minnesota, 9/13/20

First NFL sack: vs. Detroit, 9/20/20 (M.Stafford)

CAREER TRANSACTIONS

2020 - Selected by Green Bay Packers as the first of two choices in the seventh round (236th overall) of '20 NFL Draft, April 25...Signed first contract, June 1.

2021 GXG REGULAR SEASON (PACKERS)

DATE	OPPONENT	P/S	TK	S	A	SK	YDS	INT	PD	FF	FR	TD
09/12	at Saints							ON INACTIVE LIST				
09/20	Lions							ON INACTIVE LIST				
09/26	at 49ers							ON INACTIVE LIST				
10/03	Steelers	P	0	0	0	0	0	0	0	0	0	0
10/10	at Bengals							ON INACTIVE LIST				
10/17	at Bears							ON INACTIVE LIST				
10/24	Washington							ON INACTIVE LIST				
2021 TOTALS		1-0	0	0	0	0	0	0	0	0	0	0

T.J. SLATON

93

DEFENSIVE LINEMAN
FLORIDA

Rookie



Ht: 6-4 | Wt: 330 | Born: October 3, 1997 | NFL Games Played/Started: 7/0 | Acquired: D5a-21

AT A GLANCE

- » Played in 45 games with 14 starts in four seasons at Florida (2017-20), recording 98 tackles (34 solo), 3½ sacks, 10 tackles for a loss, nine QB hurries, a pass defended and a fumble recovery.
- » Started all 12 games at defensive tackle for the Gators in 2020, recording a career-high 37 tackles (13 solo), 3½ tackles for a loss, 1½ sacks and five QB hurries.
- » Appeared in 12 contests as a junior in 2019, posting 29 tackles (12 solo) and career highs in tackles for a loss (four) and sacks (two).
- » Selected by the Packers in the fifth round (No. 173 overall) of the 2021 NFL Draft, the first defensive lineman drafted out of the University of Florida in franchise history.
- » Was selected to the 2017 U.S. Army All-American Bowl as an offensive lineman following his senior season at American Heritage School (Plantation, Fla.), where he was coached by former NFL cornerback Patrick Surtain Sr.
- » Earned first-team all-county recognition at right tackle as a senior in 2016 and helped the Patriots win FHSAA 5A state titles in 2014 and 2016.

2021 SEASON: Has played in all seven games, posting eight tackles (four solo), a sack and a blocked FG...**At New Orleans (Sept. 12):** Made his NFL debut and recorded two tackles (both solo) in 16 snaps of work...**Vs. Detroit (Sept. 20):** Played on six snaps and had one solo tackle...**At San Francisco (Sept. 26):** Appeared in two defensive snaps and was credited with a split sack with teammate Jonathan Garvin in the second quarter...**Vs. Pittsburgh (Oct. 3):** Played on nine defensive snaps and had one tackle (assist)...**At Cincinnati (Oct. 10):** Played on 13 defensive snaps and had a split sack with DL Dean Lowry, finishing the game with two tackles (both assist), a half-sack and two QB hits...**At Chicago (Oct. 17):** Had a solo tackle on seven defensive snaps...**Vs. Washington (Oct. 24):** Played on seven snaps. Blocked a 42-yard Chris Blewitt FG attempt, the first FG blocked by Green Bay since DE Datone Jones on 10/11/2015 vs. St. Louis. He also became the first Packers rookie to block an FG attempt since Doug Evans on 11/8/1993 vs. Kansas City.

T.J. SLATON'S NFL REGULAR-SEASON DEFENSIVE STATISTICS

YEAR	TEAM	GP	GS	TACKLES					INTERCEPTIONS							ST				MISC							
				TK	S	A	TFL	YDS	SK	YDS	QBH	NO	YDS	LG	TD	PD	FF	FR	TD	YDS	TK	S	A	FF	S	A	
2021	Packers	7	0	8	4	4	0	0	1.0	4.5	2	0	0	0	0	0	0	0	0	0	0	0	0	0	0	0	0
NFL TOTALS		7	0	8	4	4	0	0	1.0	4.5	2	0	0	0	0	0	0	0	0	0	0	0	0	0	0	0	0

2021 GXG REGULAR SEASON (PACKERS)

DATE	OPPONENT	P/S	TK	S	A	SK	YDS	INT	PD	FF	FR	TD
09/12	at Saints	P	2	2	0	0	0.0	0	0	0	0	0
09/20	Lions	P	1	1	0	0	0.0	0	0	0	0	0
09/26	at 49ers	P	1	0	1	0.5	3.5	0	0	0	0	0
10/03	Steelers	P	1	0	1	0	0.0	0	0	0	0	0
10/10	at Bengals	P	2	0	2	0.5	1.0	0	0	0	0	0
10/17	at Bears	P	1	1	0	0	0.0	0	0	0	0	0
10/24	Washington	P	0	0	0	0	0.0	0	0	0	0	0
2021 TOTALS		7-0	8	4	4	1.0	4.5	0	0	0	0	0

JAYLON SMITH

9

LINEBACKER
NOTRE DAME

Fifth NFL Season | First Packers Season



Ht: 6-2 | Wt: 235 | Born: June 14, 1995 | NFL Games Played/Started: 70/56 | Acquired: FA-21

AT A GLANCE

- » Played in the first four games with two starts for Dallas racking up 18 tackles, before joining the Packers' on October 7, 2021.
- » After a horrific knee injury in college, he rehabbed fully to play in all 16 games as a rookie in 2017, starting six of them and finishing just shy of 100 tackles and earning the team's Ed Block Courage award.
- » Had a breakout year in 2018, finishing second on the unit with 150 tackles while adding 4.0 sacks, five tackles for losses, 13 pressures, four breakups, two forced fumbles and two fumble recoveries with one returned for a touchdown, starting all 16 games and both playoff contests.
- » In 2019, he led all Dallas defenders with a career-high 168 tackles. For his work, he earned a spot in the Pro Bowl as an injury replacement for Luke Kuechly.

2021 SEASON: Has appeared in two games for the Packers, logging a solo tackle...Made his Packers debut in Week 6 at Chicago...Signed with Green Bay on Oct. 7 after spending the first four weeks of the season with the Dallas Cowboys...**At Cincinnati (Oct. 10):** Inactive (healthy scratch)...**At Chicago (Oct. 17):** Made his Packers debut, logging three tackles (all solo) on 17 defensive snaps...**Vs. Washington (Oct. 24):** Appeared on 10 defensive snaps, logging a solo tackle.

REGULAR-SEASON COMPARISON: DEFENSIVE - ARIZONA CARDINALS

		TACKLES											MISC			
DATE	OPP	W/L	GP/GS	TOT	SOLO	ASST	SACK	YDS.	INT	TFL	PD	QBH	TD	FF	FR	
9/25/17	DAL @ ARZ	W	S	9	6	3	0.0	0.0	0	0	0	0	0	0	0	
10/19/20	DAL vs. ARZ	L	S	10	8	2	0.0	0.0	0	1	0	1	0	0	0	
TOTALS		1/1	2/2	19	14	5	0.0	0.0	0	1	0	1	0	0	0	

JAYLON SMITH'S NFL REGULAR-SEASON DEFENSIVE STATISTICS

YEAR	TEAM	GP	GS	TK	S	TACKLES					INTERCEPTIONS					ST			MISC																	
						A	TFL	YDS	SK	YDS	QBH	NO	YDS	LG	TD	PD	FF	FR	TD	YDS	TK	S	A	FF	FR	S	A									
2017	Cowboys	16	6	99	75	24	4	10	1.0	13.0	4	0	0	0	2	2	0	0	0	0	0	0	0	0	0	0	0	0	0	0	0	0	0	0		
2018	Cowboys	16	16	150	101	49	4	16	4.0	4.0	13	0	0	0	4	2	2	1	69	0	0	0	0	0	0	0	0	0	0	0	0	0	0	0		
2019	Cowboys	16	16	168	116	52	6	14	2.5	31.0	7	1	0	0	9	2	1	0	6	0	0	0	0	0	0	0	0	0	0	0	0	0	0	0		
2020	Cowboys	16	16	161	102	59	5	13	1.5	2.0	6	1	43	43	0	5	0	2	0	21	0	0	0	0	0	0	0	0	0	0	0	0	0	0	0	
2021	Cowboys	4	2	19	14	5	0	0	0.0	0.0	0	0	0	0	0	0	0	0	0	0	0	0	0	0	0	0	0	0	0	0	0	0	0	0	0	
2021	Packers	2	0	1	1	0	0	0	0.0	0.0	0	0	0	0	0	0	0	0	0	0	0	0	0	0	0	0	0	0	0	0	0	0	0	0	0	
2021	TOTAL	6	2	20	15	5	0	0	0.0	0.0	0	0	0	0	0	0	0	0	0	0	0	0	0	0	0	0	0	0	0	0	0	0	0	0	0	
NFL TOTALS		70	56	598	409	189	19	53	9.0	50.0	30	2	43	43	0	20	6	5	1	96	0	0	0	0	0	0	0	0	0	0	0	0	0	0	0	0

JAYLON SMITH'S NFL POSTSEASON DEFENSIVE STATISTICS

YEAR	TEAM	GP	GS	TK	S	TACKLES					INTERCEPTIONS					ST			MISC																		
						A	TFL	YDS	SK	YDS	QBH	NO	YDS	LG	TD	PD	FF	FR	TD	YDS	TK	S	A	FF	FR	S	A										
2018	Cowboys	2	2	16	12	4	0	0	0.0	0.0	2	0	0	0	0	1	0	0	0	0	0	0	0	0	0	0	0	0	0	0	0	0	0	0	0	0	
NFL TOTALS		2	2	16	12	4	0	0	0.0	0.0	2	0	0	0	0	1	0	0	0	0	0	0	0	0	0	0	0	0	0	0	0	0	0	0	0	0	0

SINGLE-GAME HIGHS: DEFENSIVE

Total Tackles	14 vs. Buffalo Bills, Nov 28, 2019	Tackles For Loss	3 vs. New York Giants, Oct 11, 2020
	14 vs. Minnesota Vikings, Nov 10, 2019		2 at Houston Texans, Oct 07, 2018
	...4 more at 14.	Interceptions	1 vs. Washington, Nov 26, 2020
Sacks	1.0 at Minnesota Vikings, Nov 22, 2020		1 vs. Washington, Nov 26, 2019
	1.0 vs. Green Bay Packers, Oct 06, 2019	Interception Return Yards	43 vs. Washington, Nov 26, 2020
	...6 more at 1.0.	Safeties	1 at Philadelphia Eagles, Nov 11, 2018
Passes Defensed	3 vs. Washington, Dec 29, 2019	Longest Opponent's Fumble Return	69 vs. Tampa Bay Buccaneers, Dec 23, 2018
	3 at Chicago Bears, Dec 05, 2019		21 at Minnesota Vikings, Nov 22, 2020
Forced Fumbles	1 vs. Philadelphia Eagles, Oct 20, 2019		
	1 vs. Miami Dolphins, Sep 22, 2019		
	...4 more at 1.		
Fumble Recoveries	1 vs. Philadelphia Eagles, Dec 27, 2020		
	1 at Cincinnati Bengals, Dec 13, 2020		
	...3 more at 1.		

SINGLE-GAME HIGHS - POSTSEASON: DEFENSIVE

Total Tackles	9 at Los Angeles Rams, Jan 12, 2019	Passes Defensed	1 vs. Seattle Seahawks, Jan 05, 2019
	7 vs. Seattle Seahawks, Jan 05, 2019		

CAREER TRANSACTIONS

4/29/16: Drafted in the second round (34th overall) by Dallas.
8/30/16: Placed on Reserve/NFI with a knee injury.

11/22/16: Returned to practice but reverted back to Reserve/NFI (12/13).
 8/17/19: Signed a five-year contract extension with Dallas through 2025.
 10/5/21: Released by Dallas.
 10/7/21: Signed with Green Bay.

**2021 GYG REGULAR SEASON
 (COWBOYS/PACKERS)**

DATE	OPPONENT	P/S	TK	S	A	SK	YDS	INT	PD	FF	FR	TD
09/09	at Buccaneers	P	4	3	1	0.0	0.0	0	0	0	0	0
09/19	at Chargers	S	9	6	3	0.0	0.0	0	0	0	0	0
09/27	Eagles	S	4	4	0	0.0	0.0	0	0	0	0	0
10/03	Panthers	P	2	1	1	0.0	0.0	0	0	0	0	0
Went from Cowboys to Packers .												
ON INACTIVE LIST												
10/10	at Bengals											
10/17	at Bears	P	0	0	0	0.0	0.0	0	0	0	0	0
10/24	Washington	P	1	1	0	0.0	0.0	0	0	0	0	0
2021 TOTALS			6-2	20	15	5	0.0	0.0	0	0	0	0

PRESTON SMITH

91

LINEBACKER
MISSISSIPPI STATE

Seventh NFL Season | Third Packers Season



Ht: 6-5 | Wt: 265 | Born: November 17, 1992 | NFL Games Played/Started: 102/85 | Acquired: UFA (Was. J-19)

AT A GLANCE

- » After playing the first 102 regular-season games of his career, missed Week 7 in 2021 with an oblique injury.
- » Was the only player in the NFL with 25-plus sacks (40.5), five-plus INTs (five) and four-plus forced fumbles (four) from 2015-20.
- » Ranked No. 2 on the team in tackles for a loss (seven), tied for No. 2 in QB hits (11) and tied for No. 3 in sacks (four) in 2020.
- » Was named a Pro Bowl alternate in 2019 in his first season with the Packers after ranking No. 8 in the NFL with a career-best 12 sacks and finishing No. 2 on the team with 29 QB hits and 43 QB pressures.
- » In 2019, joined LB Za'Darius Smith (13½) as the only duo in NFL history with 12-plus sacks each in their first season as teammates.
- » Played in 64 games with 50 starts for the Washington Football Team (2015-18), including starts in all 48 games over his final three seasons with the team.
- » Played collegiately at Mississippi State from 2011-14. As a senior, earned first-team All-SEC honors from the league's coaches and became the first player in conference history to be named SEC Defensive Lineman of the Week for three consecutive weeks.

2021 SEASON: Has started six contests, recording 13 tackles (eight solo), two sacks, two tackles for a loss and six QB hits (tied for No. 2 on the team)...Missed the first game of his career (Week 7) due to an oblique injury...**At New Orleans (Sept. 12):** Started and played 38 defensive snaps, recording five tackles (four solo) and a QB hit...**Vs. Detroit (Sept. 20):** Started and led Packer OLBs with 46 snaps played, registering a QB hit and forcing QB Jared Goff into an intentional-grounding penalty on third-and-9 that sent Detroit back to a fourth-and-23 from its own 37-yard line early in the second quarter...**At San Francisco (Sept. 26):** Played on 57 defensive snaps, registering four tackles (three solo), a sack, a tackle for a loss and a game-high three QB hits...**Vs. Pittsburgh (Oct. 3):** Played on 36 defensive snaps in his 100th career game and missed some time due to a shoulder injury...**At Cincinnati (Oct. 10):** Saw action on 49 defensive snaps, recording four tackles (one solo), a sack, a QB hit and a tackle for a loss. Sacked QB Joe Burrow for a loss of 7 yards on third-and-4 early in the second quarter to force a punt...**At Chicago (Oct. 17):** Played eight snaps before an oblique injury sidelined him for the rest of the game...**Vs. Washington (Oct. 24):** Inactive due to an oblique injury. It was the first missed game of his career, ending a streak of 102 consecutive games played.

REGULAR-SEASON COMPARISON: DEFENSIVE - ARIZONA CARDINALS

DATE	OPP	TACKLES											MISC			
		W/L	GP/GS	TOT	SOLO	ASST	SACK	YDS.	INT	TFL	PD	QBH	TD	FF	FR	
12/4/16	WAS @ ARZ	L	S	2	2	0	0.0	0.0	0	0	0	0	1	0	0	0
12/17/17	WAS vs. ARZ	W	S	3	3	0	1.0	5.0	1	1	1	1	4	0	0	1
TOTALS		1/1	2/2	5	5	0	1.0	5.0	1	1	1	1	5	0	0	1

PRESTON SMITH'S NFL REGULAR-SEASON DEFENSIVE STATISTICS

YEAR	TEAM	GP	GS	TACKLES							INTERCEPTIONS							ST			MISC								
				A	TFL	YDS	SK	YDS	QBH	NO	YDS	LG	TD	PD	FF	FR	TD	YDS	TK	S	A	FF	FR	S	A				
2015	Washington	16	2	30	20	10	6	39	8.0	77.0	10	0	0	0	0	4	2	1	0	0	5	4	1	1	0	0	0	0	
2016	Washington	16	16	38	22	16	8	37	4.5	31.5	12	1	22	22	0	3	0	0	0	0	0	0	0	0	0	0	0	0	0
2017	Washington	16	16	42	31	11	10	48	8.0	40.5	21	2	26	18	0	3	1	1	0	12	0	0	0	0	0	0	0	0	0
2018	Washington	16	16	53	30	23	5	26	4.0	32.5	16	1	3	3	0	3	0	1	1	1	0	0	0	0	0	0	0	0	0
2019	Packers	16	16	75	42	33	11	69	12.0	88.0	29	1	5	5	0	3	1	0	0	0	0	0	0	0	0	0	0	0	0
2020	Packers	16	13	42	29	13	7	25	4.0	24.0	11	0	0	0	0	3	0	1	1	14	0	0	0	0	0	0	0	0	0
2021	Packers	6	6	13	8	5	2	10	2.0	7.0	6	0	0	0	0	0	0	0	0	0	0	0	0	0	0	0	0	0	0
NFL TOTALS		102	85	293	182	111	49	254	42.5	300.5	105	5	56	22	0	19	4	4	2	27	5	4	1	1	0	0	0	0	0

PRESTON SMITH'S NFL POSTSEASON DEFENSIVE STATISTICS

YEAR	TEAM	GP	GS	TACKLES							INTERCEPTIONS							ST			MISC								
				A	TFL	YDS	SK	YDS	QBH	NO	YDS	LG	TD	PD	FF	FR	TD	YDS	TK	S	A	FF	FR	S	A				
2015	Washington	1	0	3	2	1	1	5	1.0	5.0	1	0	0	0	0	0	0	0	0	0	0	0	0	0	0	0	0	0	0
2019	Packers	2	2	7	4	3	1	6	2.0	6.0	3	0	0	0	0	0	0	0	0	0	0	0	0	0	0	0	0	0	0
2020	Packers	2	2	6	4	2	0	0	0.0	0.0	2	0	0	0	0	2	0	0	0	0	0	0	0	0	0	0	0	0	0
NFL TOTALS		5	4	16	10	6	2	11	3.0	11.0	6	0	0	0	0	2	0	0	0	0	0	0	0	0	0	0	0	0	0

SINGLE-GAME HIGHS: DEFENSIVE

Total Tackles 9 vs. Carolina Panthers, Nov 10, 2019
 9 at Los Angeles Chargers, Nov 03, 2019
Sacks 3.0 vs. Denver Broncos, Sep 22, 2019
 3.0 at Philadelphia Eagles, Dec 26, 2015
Passes Defensed 1 vs. Tennessee Titans, Dec 27, 2020
 1 vs. Philadelphia Eagles, Dec 06, 2020
 ...17 more at 1.
Forced Fumbles 1 vs. Denver Broncos, Sep 22, 2019
 1 vs. Denver Broncos, Dec 24, 2017
 ...2 more at 1.

Fumble Recoveries 1 vs. Chicago Bears, Nov 29, 2020
 1 vs. Dallas Cowboys, Oct 21, 2018
 ...2 more at 1.
Tackles For Loss 2 vs. Jacksonville Jaguars, Nov 15, 2020
 2 vs. Carolina Panthers, Nov 10, 2019
 ...8 more at 2.
Interceptions 1 vs. Minnesota Vikings, Sep 15, 2019
 1 vs. Houston Texans, Nov 18, 2018
 ...3 more at 1.
Interception Return Yards 22 vs. Minnesota Vikings, Nov 13, 2016
 18 vs. Arizona Cardinals, Dec 17, 2017

NFL debut: vs. Miami, 9/13/15
First NFL start: at Chicago, 12/13/15
First NFL sack: vs. Miami, 9/13/15 (R.Tannehill)
First NFL interception: vs. Minnesota, 11/13/16 (S.Bradford)
Touchdowns (1): vs. Dallas, 10/21/18, 1-yard fumble return

CAREER TRANSACTIONS

2015 - Selected by Washington Football Team in the second round (38th overall) of '15 NFL Draft, May 1...Signed first contract, May 11.
 2019 - Signed by Green Bay Packers as unrestricted free agent, March 14.

2021 GXG REGULAR SEASON (PACKERS)

DATE	OPPONENT	P/S	TK	S	A	SK	YDS	INT	PD	FF	FR	TD
09/12	at Saints	S	5	4	1	0	0	0	0	0	0	0
09/20	Lions	S	0	0	0	0	0	0	0	0	0	0
09/26	at 49ers	S	4	3	1	1	0	0	0	0	0	0
10/03	Steelers	S	0	0	0	0	0	0	0	0	0	0
10/10	at Bengals	S	4	1	3	1	7	0	0	0	0	0
10/17	at Bears	S	0	0	0	0	0	0	0	0	0	0
10/24	Washington		ON INACTIVE LIST									
2021 TOTALS		6-6	13	8	5	2	7	0	0	0	0	0

ZA'DARIUS SMITH

55

LINEBACKER
KENTUCKY

Seventh NFL Season | Third Packers Season



Ht: 6-4 | Wt: 272 | Born: September 8, 1992 | NFL Games Played/Started: 91/48 | Acquired: UFA [Ba.]-19

AT A GLANCE

- » First name is pronounced zuh-DAIR-ee-us.
- » In his first two years with the Packers, was named to the Pro Bowl twice (2019-20), earned second-team All-Pro honors from *The Associated Press* (2020) and was named to the All-NFC team by the Pro Football Writers of America (2020).
- » Was the first Packer defensive player to earn a Pro Bowl selection in consecutive years since LB Clay Matthews in 2014-15.
- » Posted the most sacks (26.0) by a player in his first two seasons (2019-20) with the Packers and tied for No. 3 in the NFL in sacks in 2019-20.
- » With 13½ sacks in 2019 and 12½ in 2020, matched the longest streak in team history with back-to-back seasons with 12-plus sacks (five others), and was the first to do so since DE Aaron Kampman (2006-07).
- » Was one of only three NFL players (Aaron Donald and T.J. Watt) with 12-plus sacks in both 2019 and 2020.
- » Posted the most sacks in franchise history by a player in his first season with the Packers, with his 13½ sacks ranking No. 6 in the NFL in 2019 and tying for No. 5 for a single season in team history.
- » Spent the first four seasons of his career in Baltimore (2015-18), helping the Ravens rank in the top five in the league in overall defense (No. 3, 319.4 ypg), run defense (No. 2, 96.8 ypg) and scoring defense (No. 5, 20.5 ppg) over that span.
- » Started all 24 games in his two seasons at Kentucky, recording 120 tackles (50 solo), 14 tackles for a loss, 10½ sacks, three passes defended and two fumble recoveries.

2021 SEASON: Played in Week 1 and was placed on injured reserve on Sept. 17 (back)...**At New Orleans (Sept. 12):** Limited due to a back injury, appeared on 18 defensive snaps and recorded a solo tackle.

ZA'DARIUS SMITH'S NFL REGULAR-SEASON DEFENSIVE STATISTICS

YEAR	TEAM	GP	GS	TK	S	A	TACKLES					INTERCEPTIONS								ST			MISC														
							TFL	YDS	SK	YDS	QBH	NO	YDS	LG	TD	PD	FF	FR	TD	YDS	TK	S	A	FF	FR	S	A										
2015	Ravens	15	0	30	20	10	7	28	5.5	24.5	7	0	0	0	1	0	0	0	0	0	0	0	0	0	0	0	0	0	0	0	0	0	0	0	0	0	
2016	Ravens	13	4	20	10	10	4	16	1.0	9.0	4	0	0	0	1	1	0	0	0	0	0	0	0	0	0	0	0	0	0	0	0	0	0	0	0	0	
2017	Ravens	14	4	24	15	9	3	16	3.5	22.0	16	0	0	0	1	1	0	0	0	0	0	0	0	0	0	0	0	0	0	0	0	0	0	0	0	0	0
2018	Ravens	16	8	45	26	19	10	56	8.5	61.0	25	0	0	0	2	1	0	0	0	0	0	0	0	0	0	0	0	0	0	0	0	0	0	0	0	0	0
2019	Packers	16	16	78	44	34	19	126	13.5	112.5	51	0	0	0	0	1	0	0	0	0	0	0	0	0	0	0	0	0	0	0	0	0	0	0	0	0	0
2020	Packers	16	16	52	35	17	12	60	12.5	81.5	23	0	0	0	0	2	4	2	0	0	0	0	0	0	0	0	0	0	0	0	0	0	0	0	0	0	0
2021	Packers	1	0	1	1	0	0	0	0.0	0.0	0	0	0	0	0	0	0	0	0	0	0	0	0	0	0	0	0	0	0	0	0	0	0	0	0	0	
NFL TOTALS		91	48	250	151	99	55	302	44.5	310.5	126	0	0	0	7	8	2	0	0	0	0	0	0	0	0	0	0	0	0	0	0	0	0	0	0	0	0

ZA'DARIUS SMITH'S NFL POSTSEASON DEFENSIVE STATISTICS

YEAR	TEAM	GP	GS	TK	S	A	TACKLES					INTERCEPTIONS								ST			MISC														
							TFL	YDS	SK	YDS	QBH	NO	YDS	LG	TD	PD	FF	FR	TD	YDS	TK	S	A	FF	FR	S	A										
2018	Ravens	1	1	1	1	0	0	0	0.0	0.0	0	0	0	0	0	0	0	0	0	0	0	0	0	0	0	0	0	0	0	0	0	0	0	0	0	0	
2019	Packers	2	2	9	5	4	1	4	2.0	4.0	3	0	0	0	0	0	0	0	0	0	0	0	0	0	0	0	0	0	0	0	0	0	0	0	0	0	0
2020	Packers	2	2	5	3	2	1	7	1.0	7.0	2	0	0	0	0	0	0	0	0	0	0	0	0	0	0	0	0	0	0	0	0	0	0	0	0	0	0
NFL TOTALS		5	5	15	9	6	2	11	3.0	11.0	5	0	0	0	0	0	0	0	0	0	0	0	0	0	0	0	0	0	0	0	0	0	0	0	0	0	

SINGLE-GAME HIGHS: DEFENSIVE

Total Tackles 10 at Los Angeles Chargers, Nov 03, 2019
8 vs. Atlanta Falcons, Oct 05, 2020
...1 more at 8.

Sacks 3.5 at Minnesota Vikings, Dec 23, 2019
3.0 vs. Atlanta Falcons, Oct 05, 2020
...1 more at 3.0.

Passes Defensed 1 at Detroit Lions, Dec 13, 2020
1 at Indianapolis Colts, Nov 22, 2020
...5 more at 1.

Forced Fumbles 1 vs. Tennessee Titans, Dec 27, 2020
1 vs. Chicago Bears, Nov 29, 2020
...6 more at 1.

Fumble Recoveries 1 at San Francisco 49ers, Nov 05, 2020
1 at New Orleans Saints, Sep 27, 2020

Tackles For Loss 5 at Minnesota Vikings, Dec 23, 2019
4 vs. Atlanta Falcons, Oct 05, 2020

NFL debut: at Oakland, 9/20/15

First NFL start: at N.Y. Giants, 10/16/16

First NFL sack: at Pittsburgh, 10/1/15 (M.Vick)

CAREER TRANSACTIONS

2015 - Selected by Baltimore Ravens as first of three choices in the fourth round (122nd overall) of '15 NFL Draft, May 2...Signed first contract, May 8.

2019 - Signed by Green Bay Packers as unrestricted free agent, March 14.

EQUANIMEOUS ST. BROWN

19

WIDE RECEIVER
NOTRE DAME

Fourth NFL Season | Fourth Packers Season



Ht: 6-5 | Wt: 214 | Born: September 30, 1996 | NFL Games Played/Started: 29/8 | Acquired: D6-18

AT A GLANCE

- » First name is pronounced eck-wah-nihm-ee-us.
- » Of his 28 career receptions, 19 have picked up first downs (67.9 percent) and 17 have been for 15-plus yards (60.7 percent).
- » Appeared in 12 games with one start last season and posted seven catches for 117 yards (16.7 avg.) and a TD.
- » Played in 12 games with seven starts in 2018 and posted 21 receptions for 328 yards (15.6 avg.). Ranked No. 5 in the league among rookies (min. 15 rec.) in yards per catch.
- » Teamed with WR Marquez Valdes-Scantling to become the first rookie duo in team history to both register 20-plus receptions with an average of 15.0-plus yards per catch.
- » Played in 32 games with 25 starts in three seasons at Notre Dame, catching 92 passes for 1,484 yards (16.1 avg.) and 13 TDs.
- » Named Notre Dame's Offensive Player of the Year as a sophomore in 2016 after leading the Irish with 58 receptions for 961 yards (16.5 avg.) and nine TDs. Ranked No. 6 in receiving yards, tied for No. 6 in TD receptions and No. 7 in receiving yards per game (80.1) among CBS freshmen and sophomores.

2021 SEASON: Has appeared in five games and ranks No. 2 on the team with four tackles on special teams...Has one carry for 13 yards and one reception for 0 yards...Was signed to the active roster from the practice squad on Oct. 13...Was on the Packers' practice squad or the first five weeks, but was elevated to the active roster for three games (Weeks 2 and 5 as a standard elevation, Week 4 as a COVID-19 replacement)...**At San Francisco (Sept. 26):** Played on six snaps on offense and five on special teams, recording one reception for 0 yards...**At Pittsburgh (Oct. 3):** Appeared on 11 plays on offense and 10 on special teams, recording a tackle on a third-quarter kickoff return...**At Cincinnati (Oct. 10):** Played on 12 snaps on offense and registered a tackle in 11 snaps of work on special teams...**At Chicago (Oct. 17):** Appeared on 12 plays on offense and 13 on special teams, tying for the team lead with two tackles...**At Washington (Oct. 24):** Played 12 snaps on offense and eight on special teams, posting a 13-yard carry to the Washington 14 midway through the second quarter.

EQUANIMEOUS ST. BROWN'S NFL REGULAR-SEASON RUSHING/RECEIVING STATISTICS

DATE	TEAM	GP	GS	RECEIVING					RUSHING				
				NO.	YDS.	AVG.	LG	TD	NO.	YDS.	AVG.	LG	TD
2018	Packers	12	7	21	328	15.6	54	0	1	5	5.0	5	0
2020	Packers	12	1	7	117	16.7	24	1	1	7	7.0	7	0
2021	Packers	5	0	1	0	0.0	0	0	1	13	13.0	13	0
NFL TOTALS		29	8	29	445	15.3	54	1	3	25	8.3	13	0

EQUANIMEOUS ST. BROWN'S NFL POSTSEASON RUSHING/RECEIVING STATISTICS

DATE	TEAM	GP	GS	RECEIVING					RUSHING				
				NO.	YDS.	AVG.	LG	TD	NO.	YDS.	AVG.	LG	TD
2020	Packers	2	0	2	37	18.5	27	0	0	0	0.0	0	0
NFL TOTALS		2	0	2	37	18.5	27	0	0	0	0.0	0	0

SINGLE-GAME HIGHS: RUSHING/RECEIVING

Rush Attempts 1 vs. Chicago Bears, Nov 29, 2020
1 at Minnesota Vikings, Nov 25, 2018

Rushing Yards 7 vs. Chicago Bears, Nov 29, 2020
5 at Minnesota Vikings, Nov 25, 2018

Longest Runs 13 vs. Washington Football Team, Oct 24, 2021
7 vs. Chicago Bears, Nov 29, 2020

Receptions 5 at New York Jets, Dec 23, 2018
3 at Minnesota Vikings, Nov 25, 2018
...1 more at 3.

Receiving Yards 94 at New York Jets, Dec 23, 2018
89 at Detroit Lions, Oct 07, 2018

Longest Receptions 54 at Detroit Lions, Oct 07, 2018
34 at New York Jets, Dec 23, 2018

Receiving TDs 1 vs. Tennessee Titans, Dec 27, 2020
94 at New York Jets, Dec 23, 2018
89 at Detroit Lions, Oct 07, 2018

All-Purpose Yards 2 at Chicago Bears, Oct 17, 2021
1 at Cincinnati Bengals, Oct 10, 2021
...2 more at 1.

Special Teams Tackles 1 vs. Tennessee Titans, Dec 27, 2020
1 vs. Tennessee Titans, Dec 27, 2020
29.7 at Detroit Lions, Oct 07, 2018
18.8 at New York Jets, Dec 23, 2018

Miscellaneous Tackles

Most TDs

Receiving Average

NFL debut: vs. Chicago, 9/9/18
First NFL start: at Detroit, 10/7/18
First NFL reception: at Detroit, 10/7/18 (17 yards, A.Rodgers)

CAREER TRANSACTIONS

2018 - Selected by Green Bay Packers in the sixth round (207th overall) of '18 NFL Draft, April 28 (free agency compensatory pick)...Signed first contract, May 7.
2019 - Placed on injured reserve (ankle), Aug. 31.

ERIC STOKES

21

CORNERBACK
GEORGIA

Rookie



Ht: 6-0 | Wt: 194 | Born: March 1, 1999 | NFL Games Played/Started: 7/5 | Acquired: D1-21

AT A GLANCE

- » Was tied for No. 2 in the country in 2020 with two INT returns for TDs, posting a 30-yard TD at Arkansas and a 37-yard TD vs. Florida.
- » Was named to the preseason watch lists for the Bednarik Award (collegiate defensive player of the year) and the Bronko Nagurski Trophy (nation's top defensive player) in 2020.
- » Earned second-team AP All-SEC honors as a sophomore in 2019 after leading the Bulldogs with nine passes defended and helping Georgia to a No. 1 national ranking in scoring defense (12.6 ppg).
- » Selected by the Packers in the first round (No. 29 overall) of the 2021 NFL Draft, the first player drafted out of the University of Georgia in the first round in franchise history.
- » Became the highest-drafted cornerback out of the University of Georgia since Champ Bailey, who was selected in the first round with the No. 4 overall pick by Washington in 1999.
- » Earned Class 4A honorable mention from the *Atlanta Journal-Constitution* as a senior at Eastside High School (Covington, Ga.) in 2016 after posting 20 tackles, two INTs and five passes defended.

2021 SEASON: Has played in all seven games with five starts, logging 24 tackles (18 solo), a team-high eight PDs and an INT...Ranks tied for No. 6 in the NFL in PDs...His eight PDs are tied for the most by a Packers rookie since 1999 through the first seven games with Damarious Randall (2015)...**At New Orleans (Sept. 12):** Made his NFL debut, playing eight defensive snaps. Recorded his first career pass defended on a third-and-11, breaking up a pass intended for TE Adam Trautman to prevent the Saints from converting in the third quarter. Also played 17 snaps on special teams...**Vs. Detroit (Sept. 20):** Appeared as a reserve and played on 44 snaps, recording a tackle and two PDs. Also made a key defensive play in the third quarter, playing excellent coverage on a key stop on fourth-and-1 while Detroit was on the GB 25 yard-line...**At San Francisco (Sept. 26):** Made his first career start, playing on all 70 defensive snaps. Finished with five tackles (one solo) and a PD...**Vs. Pittsburgh (Oct. 3):** Started and logged a career-high eight tackles (all solo), two PDs, and recorded his first career INT off of Roethlisberger in the fourth quarter...**At Cincinnati (Oct. 10):** Started and played on 65 snaps, recording four tackles (three solo) and one PD. Has had at least one PD in all five games this season...**At Chicago (Oct. 17):** Started and played on all 61 snaps, recording two solo tackles...**Vs. Washington (Oct. 24):** Started and played on all 72 snaps, logging three solo tackles, and also recording a PD on a fourth-and-3 in the second quarter when Washington threatened at Green Bay's 27-yard line.

ERIC STOKES' NFL REGULAR-SEASON DEFENSIVE STATISTICS

YEAR	TEAM	GP	TACKLES										INTERCEPTIONS					ST				MISC						
			GS	TK	S	A	TFL	YDS	SK	YDS	QBH	NO	YDS	LG	TD	PD	FF	FR	TD	YDS	TK	S	A	FF	FR	S	A	
2021	Packers	7	5	24	18	6	0	0	0.0	0.0	0	1	0	0	0	8	0	0	0	0	0	0	0	0	0	0	0	0
NFL TOTALS		7	5	24	18	6	0	0	0.0	0.0	0	1	0	0	0	8	0	0	0	0	0	0	0	0	0	0	0	

2021 GXG REGULAR SEASON (PACKERS)

DATE	OPPONENT	P/S	TK	S	A	SK	YDS	INT	PD	FF	FR	TD
09/12	at Saints	P	0	0	0	0	0	0	1	0	0	0
09/20	Lions	P	1	1	0	0	0	0	2	0	0	0
09/26	at 49ers	S	5	14	0	0	0	0	1	0	0	0
10/03	Steelers	S	8	8	0	0	0	1	2	0	0	0
10/10	at Bengals	S	4	3	1	0	0	0	1	0	0	0
10/17	at Bears	S	3	2	1	0	0	0	0	0	0	0
10/24	Washington	S	3	3	0	0	0	0	1	0	0	0
2021 TOTALS		7-5	24	18	6	0	0	0	1	8	0	0

2021 GXG REGULAR SEASON (PACKERS)

DATE	OPPONENT	P/S	TK	A	SK	YDS	INT	PD	FF	FR	TD
09/12	at Saints	P	1	1	0	0.0	0	0	0	0	0
09/20	Lions	P	1	0	1	0.0	0	0	0	0	0
09/26	at 49ers	P	0	0	0	0.0	0	1	0	0	0
10/03	Steelers	S	3	2	1	0.0	0	0	0	0	0
10/10	at Bengals	S	2	2	0	0.0	0	0	0	0	0
10/17	at Bears	P	0	0	0	0.0	0	0	0	0	0
10/24	Washington	S	4	4	0	0.0	1	1	0	0	0
2021 TOTALS		7-3	11	9	2	0.0	1	2	0	0	0

TY SUMMERS

44

LINEBACKER
TCU

Third NFL Season | Third Packers Season



Ht: 6-1 | Wt: 241 | Born: December 31, 1995 | NFL Games Played/Started: 39/1 | Acquired: D7-19

AT A GLANCE

- » Played in all 32 regular-season games (one start) and all four postseason contests in 2019-20, contributing on defense (27 total tackles, 19 solo) and special teams (16 tackles) during the regular season.
- » Lead the Packers with 12 special teams tackles in 2020.
- » Joined LB Rashan Gary and G Elgton Jenkins as the only Green Bay rookies to play in all 16 games and both postseason contests in 2019.
- » Played in 51 games with 32 starts for TCU (2014-18) and recorded 319 tackles (168 solo), the second most by a Horned Frog in the first 18 seasons of the tenure of head coach Gary Patterson.
- » Tallied 14 games with 10-plus tackles from 2015-18, ranking No. 3 in the Big 12 over that time span (Kansas LB Joe Dineen, 22, and TCU LB Travin Howard, 17), according to sports-reference.com.

2021 SEASON: Has played in all seven games, logging four tackles (all solo) on defense and three tackles on special teams...**At New Orleans (Sept. 12):** Appeared on 21 special teams snaps, tied for the team high and logged a special teams tackle...**vs. Detroit (Sept. 20):** Played 18 special teams snaps with an assisted special teams tackle...**At San Francisco (Sept. 26):** Appeared on 20 defensive snaps, filling in for the injured Krys Barnes (concussion) and had three tackles (all solo)...**vs. Pittsburgh (Oct. 3):** Played on nine defensive snaps and 17 special teams snaps, recording one solo tackle...**At Cincinnati (Oct. 10):** Played on 22 special teams snaps...**At Chicago (Oct. 17):** Played on 16 special teams snaps...**vs. Washington (Oct. 24):** Played on 14 special teams snaps.

TY SUMMERS' NFL REGULAR-SEASON DEFENSIVE STATISTICS

YEAR	TEAM	GP	TACKLES										INTERCEPTIONS							ST				MISC				
			GS	TK	S	A	TFL	YDS	SK	YDS	QBH	NO	YDS	LG	TD	PD	FF	FR	TD	YDS	TK	S	A	FF	FR	S	A	
2019	Packers	16	0	0	0	0	0	0	0.0	0.0	0	0	0	0	0	0	0	0	0	0	0	4	2	2	0	0	0	0
2020	Packers	16	1	27	19	8	0	0	0.0	0.0	0	0	0	0	0	1	0	0	0	0	0	12	8	4	0	0	0	0
2021	Packers	7	0	4	4	0	0	0	0.0	0.0	0	0	0	0	0	0	0	0	0	0	3	2	1	0	0	0	0	0
NFL TOTALS		39	1	31	23	8	0	0	0.0	0.0	0	0	0	0	1	0	0	0	0	0	19	12	7	0	0	0	0	

TY SUMMERS' NFL POSTSEASON DEFENSIVE STATISTICS

YEAR	TEAM	GP	TACKLES										INTERCEPTIONS							ST				MISC				
			GS	TK	S	A	TFL	YDS	SK	YDS	QBH	NO	YDS	LG	TD	PD	FF	FR	TD	YDS	TK	S	A	FF	FR	S	A	
2019	Packers	2	0	0	0	0	0	0	0.0	0.0	0	0	0	0	0	0	0	0	0	0	2	0	2	0	0	0	0	0
2020	Packers	2	0	2	2	0	1	1	0.0	0.0	0	0	0	0	0	0	0	0	0	0	1	1	0	0	0	0	0	0
NFL TOTALS		4	0	2	2	0	1	1	0.0	0.0	0	0	0	0	0	0	0	0	0	0	3	1	2	0	0	0	0	

SINGLE-GAME HIGHS: DEFENSIVE

Total Tackles 9 at New Orleans Saints, Sep 27, 2020
7 vs. Atlanta Falcons, Oct 05, 2020
Passes Defensed 1 vs. Tennessee Titans, Dec 27, 2020

Special Teams Tackles 3 vs. Carolina Panthers, Dec 19, 2020
2 vs. Tennessee Titans, Dec 27, 2020
...1 more at 2.

NFL debut: at Chicago, 9/5/19

First NFL start: vs. Atlanta, 10/5/20

CAREER TRANSACTIONS

2019 - Selected by Green Bay Packers in the seventh round (226th overall) of '19 NFL Draft, April 27...Signed first contract, May 3.

2021 GXG REGULAR SEASON (PACKERS)

DATE	OPPONENT	P/S	TK	S	A	SK	YDS	INT	PD	FF	FR	TD
09/12	at Saints	P	0	0	0	0	0	0	0	0	0	0
09/20	Lions	P	0	0	0	0	0	0	0	0	0	0
09/26	at 49ers	P	3	3	0	0	0	0	0	0	0	0
10/03	Steelers	P	1	1	0	0	0	0	0	0	0	0
10/10	at Bengals	P	0	0	0	0	0	0	0	0	0	0
10/17	at Bears	P	0	0	0	0	0	0	0	0	0	0
10/24	Washington	P	0	0	0	0	0	0	0	0	0	0
2021 TOTALS		7-0	4	4	0	0	0	0	0	0	0	0

MALIK TAYLOR

86

WIDE RECEIVER
FERRIS STATE

Second NFL Season | Second Packers Season



Ht: 6-1 | Wt: 220 | Born: December 21, 1995 | NFL Games Played/Started: 20/1 | Acquired: FA-19

AT A GLANCE

- » Appeared in 15 games with one start in 2020, posting five receptions for 66 yards (13.2 avg.) and a TD, one carry for 9 yards, three tackles on special teams and nine kickoff returns for 167 yards (18.6 avg.).
- » With injuries to WRs Davante Adams and Allen Lazard, made his first career start in Week 4 vs. Atlanta, posting a 20-yard reception on a fourth down to set up a Green Bay TD late in the first half.
- » Spent the entire 2019 season on Green Bay's practice squad. Originally signed with the Packers on July 7, 2019, after a brief stint with Tampa Bay in May 2019 as an undrafted free agent.
- » Played in 45 games with 30 starts at Ferris State (2015-18) and posted 121 receptions for 2,091 yards (17.3 avg.) and 12 TDs, finishing his career ranked No. 7 in school history in receiving yards.
- » Earned first-team All-Great Lakes Intercollegiate Athletic Conference honors as a junior in 2017 after he led the team in receptions (61), receiving yards (906) and receiving TDs (six) as the Bulldogs advanced to the NCAA Super Region 3 Championship.
- » Posted 47 receptions for a career-high and team-leading 1,017 yards (21.6 avg.) and five TDs as a sophomore in 2016 for a Ferris State team that advanced to the national semifinals.

2021 SEASON: Has appeared in five games and has registered two receptions for 14 yards (7.0 avg.)...Was placed on the reserve/COVID-19 list on Oct. 15...**At New Orleans (Sept. 12):** Appeared on 15 snaps on offense and hauled in two passes for 14 yards (7.0 avg.). Also played 15 snaps on special teams...**Vs. Detroit (Sept. 20):** Appeared on three plays on offense and 14 on special teams...**At San Francisco (Sept. 26):** Played two snaps on offense and 17 on special teams...**Vs. Pittsburgh (Oct. 3):** Appeared on 14 plays on special teams...**At Cincinnati (Oct. 10):** Played four snaps on offense and posted a tackle in 18 snaps of action on special teams.

MALIK TAYLOR'S NFL REGULAR-SEASON RUSHING/RECEIVING STATISTICS

DATE	TEAM	GP	GS	RECEIVING					RUSHING				
				NO.	YDS.	AVG.	LG	TD	NO.	YDS.	AVG.	LG	TD
2020	Packers	15	1	5	66	13.2	26	1	1	9	9.0	9	0
2021	Packers	5	0	2	14	7.0	7	0	0	0	0.0	0	0
NFL TOTALS		20	1	7	80	11.4	26	1	1	9	9.0	9	0

MALIK TAYLOR'S NFL POSTSEASON RUSHING/RECEIVING STATISTICS

DATE	TEAM	GP	GS	RECEIVING					RUSHING				
				NO.	YDS.	AVG.	LG	TD	NO.	YDS.	AVG.	LG	TD
2020	Packers	2	0	0	0	0.0	0	0	0	0	0.0	0	0
NFL TOTALS		2	0	0	0	0.0	0	0	0	0	0.0	0	0

MALIK TAYLOR'S NFL REGULAR-SEASON RETURN STATISTICS

DATE	TEAM	RET.	YDS.	AVG.	LG	TD	KICKOFF RETURNS			PUNT RETURNS		
							NO.	FC	YDS.	AVG.	LG	TD
2020	Packers	9	167	18.6	24	0	0	0	0	0.0	0	0
2021	Packers	0	0	0.0	0	0	0	0	0	0.0	0	0
NFL TOTALS		9	167	18.6	24	0	0	0	0	0.0	0	0

MALIK TAYLOR'S NFL POSTSEASON RETURN STATISTICS

DATE	TEAM	RET.	YDS.	AVG.	LG	TD	KICKOFF RETURNS			PUNT RETURNS		
							NO.	FC	YDS.	AVG.	LG	TD
2020	Packers	2	43	21.5	26	0	0	0	0	0.0	0	0
NFL TOTALS		2	43	21.5	26	0	0	0	0	0.0	0	0

SINGLE-GAME HIGHS: RUSHING/RECEIVING

Rush Attempts 1 at San Francisco 49ers, Nov 05, 2020
Rushing Yards 9 at San Francisco 49ers, Nov 05, 2020
Longest Runs 9 at San Francisco 49ers, Nov 05, 2020
Receptions 2 at New Orleans Saints, Sep 12, 2021
 2 at Houston Texans, Oct 25, 2020
Receiving Yards 26 vs. Minnesota Vikings, Nov 01, 2020
 20 vs. Atlanta Falcons, Oct 05, 2020
Longest Receptions 26 vs. Minnesota Vikings, Nov 01, 2020
 20 vs. Atlanta Falcons, Oct 05, 2020
Receiving TDs 1 at Houston Texans, Oct 25, 2020
All-Purpose Yards 79 at Chicago Bears, Jan 03, 2021
 59 vs. Philadelphia Eagles, Dec 06, 2020

Kickoff Returns 4 at Chicago Bears, Jan 03, 2021
 2 vs. Tennessee Titans, Dec 27, 2020
 ...1 more at 2.
Kickoff Return Yards 79 at Chicago Bears, Jan 03, 2021
 45 vs. Philadelphia Eagles, Dec 06, 2020
Longest Kickoff Return 24 vs. Tennessee Titans, Dec 27, 2020
 23 at Chicago Bears, Jan 03, 2021
 ...1 more at 23.
Special Teams Tackles 1 at Cincinnati Bengals, Oct 10, 2021
 1 at Chicago Bears, Jan 03, 2021
 ...2 more at 1.
Miscellaneous Tackles 1 vs. Minnesota Vikings, Nov 01, 2020
Most TDs 1 at Houston Texans, Oct 25, 2020
Kickoff Return Average 19.8 at Chicago Bears, Jan 03, 2021

NFL debut: at Minnesota, 9/13/20
First NFL start: vs. Atlanta, 10/5/20
First NFL reception: vs. Atlanta, 10/5/20 (20 yards, A.Rodgers)
First NFL TD reception: at Houston, 10/25/20 (1 yards, A.Rodgers)

CAREER TRANSACTIONS

2019 - Signed by Tampa Bay Buccaneers as undrafted free agent, May 10...Waived by Buccaneers, May 13...Signed by Green Bay Packers, July 7...Waived by Packers, Aug. 31...Signed by Packers to practice squad, Sept. 1.
 2020 - Re-signed by Packers as exclusive-rights free agent, May 21.

2021 GXG REGULAR SEASON (PACKERS)

DATE	OPPONENT	P/S	RECEIVING					RUSHING					
			NO.	YDS.	AVG.	LG	TD	NO.	YDS.	AVG.	LG	TD	
09/12	at Saints	P	2	14	7.0	7	0	0	0	0.0	0	0	
09/20	Lions	P	0	0	0.0	0	0	0	0	0.0	0	0	
09/26	at 49ers	P	0	0	0.0	0	0	0	0	0.0	0	0	
10/03	Steelers	P	0	0	0.0	0	0	0	0	0.0	0	0	
10/10	at Bengals	P	0	0	0.0	0	0	0	0	0.0	0	0	
10/17	at Bears												
10/24	Washington												
2021 TOTALS			5-0	2	14	7.0	7	0	0	0	0.0	0	0

ROBERT TONYAN

85

TIGHT END
INDIANA STATE

Fourth NFL Season | Fourth Packers Season



Ht: 6-5 | Wt: 240 | Born: April 30, 1994 | NFL Games Played/Started: 50/15 | Acquired: FA-17

AT A GLANCE

- » Last name is pronounced TUN-yin.
- » Tied the single-season franchise record (Paul Coffman, 1984) for the most TD receptions by a tight end with 11 last season, which was also tied with Chiefs TE Travis Kelce for the league lead among TEs.
- » Became the first Green Bay TE to lead the NFL in TD receptions since Bubba Franks in 2002 (tied for No. 1 with seven).
- » Posted career highs for receptions (52) and receiving yards (586) in 2020, joining Coffman (54-814-11 in 1983) as the only TEs in team history to register 45-plus catches, 500-plus receiving yards and nine-plus receiving TDs in a season.
- » Registered a TD catch in five straight games last season (Weeks 11-15), the longest streak by a TE in franchise history.
- » Joined the Packers in December 2017 and spent the final four weeks that season on Green Bay's practice squad. Originally entered the NFL with the Detroit Lions in May 2017 as an undrafted free agent.
- » Played WR for his final three seasons at Indiana State, where he finished as the school's leader in career TD receptions (20), single-season TD receptions (10, 2016) and most consecutive games with a reception (21, 2015-16).

2021 SEASON: Has played in all seven games with five starts and has posted 15 receptions for 155 yards (10.3 avg.) and two TDs...**At New Orleans (Sept. 12):** Appeared on 28 plays on offense and posted two receptions for 8 yards (4.0 avg.)...**Vs. Detroit (Sept. 20):** Played 28 snaps on offense and posted three receptions for 52 yards (17.3 avg.), highlighted by a 22-yard TD grab early in the third quarter...**At San Francisco (Sept. 26):** Started and played 46 of 63 snaps, hauling in a 6-yard reception and also drawing a 24-yard pass interference on LB Fred Warner to convert a third down late in the third quarter on a drive capped off by a WR Marquez Valdes-Scantling TD catch...**Vs. Pittsburgh (Oct. 3):** Started and played 56 of 72 snaps, posting two receptions for 8 yards (4.0 avg.)...**At Cincinnati (Oct. 10):** Started and played 38 of 64 snaps, hauling in one pass for 8 yards (8.0 avg.)...**At Chicago (Oct. 17):** Started and played 37 snaps, recording two catches for 10 yards (5.0 avg.)...**Vs. Washington (Oct. 24):** Started and played 38 snaps, finishing with a season-high four receptions for a season-best 63 yards (15.8 avg.) and a TD. Early in the third quarter, made a 20-yard TD grab to give the Packers a 21-7 lead.

REGULAR-SEASON COMPARISON: RECEIVING - ARIZONA CARDINALS

DATE	OPP	W/L	GP/GS	REC	YDS.	AVG.	TD	LG	TGTS	YAC
12/2/18	GB vs. ARZ	L	P	1	5	5.0	0	5	1	1
TOTALS		0/1	1/0	1	5	5.0	0	5	1	1

ROBERT TONYAN'S NFL REGULAR-SEASON RECEIVING STATISTICS

RECEIVING										
DATE	TEAM	GP	GS	NO.	YDS.	AVG.	LG	TD		
2018	Packers	16	1	4	77	19.3	54t	1		
2019	Packers	11	1	10	100	10.0	28	1		
2020	Packers	16	8	52	586	11.3	45	11		
2021	Packers	7	5	15	155	10.3	25	2		
NFL TOTALS		50	15	81	918	11.3	54t	15		

ROBERT TONYAN'S NFL POSTSEASON RECEIVING STATISTICS

RECEIVING										
DATE	TEAM	GP	GS	NO.	YDS.	AVG.	LG	TD		
2019	Packers	2	0	0	0	0.0	0	0		
2020	Packers	2	0	8	82	10.3	33	1		
NFL TOTALS		4	0	8	82	10.3	33	1		

SINGLE-GAME HIGHS: RECEIVING

Receptions	6 vs. Atlanta Falcons, Oct 05, 2020 5 at Detroit Lions, Dec 13, 2020 ...4 more at 5.	All-Purpose Yards	98 vs. Atlanta Falcons, Oct 05, 2020 79 vs. Minnesota Vikings, Nov 01, 2020
Receiving Yards	98 vs. Atlanta Falcons, Oct 05, 2020 79 vs. Minnesota Vikings, Nov 01, 2020	Special Teams Tackles	1 at Chicago Bears, Dec 16, 2018
Longest Receptions	54t at Seattle Seahawks, Nov 15, 2018 45 vs. Minnesota Vikings, Nov 01, 2020	Most TDs	3 vs. Atlanta Falcons, Oct 05, 2020 1 vs. Washington Football Team, Oct 24, 2021 ...11 more at 1.
Receiving TDs	3 vs. Atlanta Falcons, Oct 05, 2020 1 vs. Washington Football Team, Oct 24, 2021 ...11 more at 1.	Receiving Average	17.3 vs. Detroit Lions, Sep 20, 2021 16.3 vs. Atlanta Falcons, Oct 05, 2020

NFL debut: vs. Chicago, 9/9/18

First NFL start: vs. Detroit, 12/30/18

First NFL reception/touchdown: at Seattle, 11/15/18 (54 yards, A.Rodgers)

CAREER TRANSACTIONS

2017 - Signed by Detroit Lions as undrafted free agent, May 16...Waived by Lions, Sept. 2...Signed by Green Bay Packers to practice squad, Dec. 5.

2018 - Re-signed by Packers as reserve/future free agent, Jan. 2.

2019 - Re-signed by Packers as exclusive-rights free agent, April 8.

2020 - Re-signed by Packers as exclusive-rights free agent, April 24.

2021 - Re-signed by Packers as restricted free agent, May 27.

2021 GXG REGULAR SEASON (PACKERS)

		RECEIVING					
DATE	OPPONENT	P/S	NO.	YDS.	AVG.	LG	TD
09/12	at Saints	P	2	8	4.0	5	0
09/20	Lions	P	3	52	17.3	22t	1
09/26	at 49ers	S	1	6	6.0	6	0
10/03	Steelers	S	2	8	4.0	6	0
10/10	at Bengals	S	1	8	8.0	8	0
10/17	at Bears	S	2	10	5.0	6	0
10/24	Washington	S	4	63	15.8	25	1
2021 TOTALS		7-5	15	155	10.3	25	2

BILLY TURNER

77

GUARD/TACKLE
NORTH DAKOTA STATE

Eighth NFL Season | Third Packers Season



Ht: 6-5 | Wt: 310 | Born: October 17, 1991 | NFL Games Played/Started: 77/62 | Acquired: UFA (Den.)-19

AT A GLANCE

- Has played in 77 games with 62 starts during his career and has started games at four different positions (34 at right guard, 15 at right tackle, eight at left guard, five at left tackle).
- Helped the Packers rank tied for No. 2 in the NFL in sacks allowed (21) in 2020, the fourth fewest by Green Bay in a 16-game season, and was part of a line that allowed one sack or zero sacks in a league-best 13 games.
- Started a career-high 16 games for Green Bay in 2019, opening every game at RG in his first season with the Packers. Appeared on 99.8 percent of the offensive snaps, the highest percentage on the team in '19.
- Appeared in 20 games with 11 starts for Denver from 2016-18, including 16 games played with 11 starts for the Broncos in 2018.
- Played in 20 games with 14 starts for the Miami Dolphins from 2014-16, including a 2015 campaign that saw him start 12 games (all at RG).
- Was selected by the Dolphins in the third round (No. 67 overall) of the 2014 NFL Draft, the highest-drafted offensive lineman to that point out of North Dakota State.

2021 SEASON: Has started all seven games at RT...**At New Orleans (Sept. 12):** Started at RT and played all 57 snaps...**Vs. Detroit (Sept. 20):** Started at RT and played all 65 snaps, protecting QB Aaron Rodgers as he connected on 22 of 27 passes for 255 yards and four TDs with no INTs (145.6 rating)...**At San Francisco (Sept. 26):** Started and played all 63 snaps, protecting Rodgers as he was sacked just once on the evening and as he completed 23 of 33 passes for 261 yards and two TDs (113.3 rating)...**Vs. Pittsburgh (Oct. 3):** Started and played all 72 snaps, helping to clear the way for the Packers' season-high 131 rushing yards on 33 carries (4.0 avg.). Protected Rodgers as he threw for 248 yards and two TDs on 20-of-36 passing...**At Cincinnati (Oct. 10):** Started and played all 64 snaps, helping the offense produce a 300-yard passer (Rodgers, 344), a 200-yard receiver (Davante Adams, 206) and a 100-yard rusher (Aaron Jones, 103) in the same game for the first time in team history as the Packers posted a season-high 466 total yards of offense...**At Chicago (Oct. 17):** Started at RT and played all 59 snaps, helping clear the way for the Packers' season-high 154 rushing yards on 31 carries (5.0 avg.). Protected Rodgers as he completed 17 of 23 passes for 195 yards and two TDs (128.0 rating)...**Vs. Washington (Oct. 24):** Started at RT and played all 56 snaps, protecting Rodgers as he threw for 274 yards and three TDs with no INTs (127.6 rating).

BILLY TURNER'S NFL REGULAR-SEASON STATISTICS

DATE	TEAM	GP	GS
2014	Dolphins	2	0
2015	Dolphins	13	12
2016	Dolphins	5	2
2016	Broncos	3	0
2016	TOTAL	8	2
2017	Broncos	1	0
2018	Broncos	16	11
2019	Packers	16	16
2020	Packers	14	14
2021	Packers	7	7
NFL TOTALS		77	62

BILLY TURNER'S NFL POSTSEASON STATISTICS

DATE	TEAM	GP	GS
2019	Packers	2	2
2020	Packers	2	2
NFL TOTALS		4	4

NFL debut: vs. Minnesota, 12/21/14
First NFL start: at Tennessee, 10/18/15

CAREER TRANSACTIONS

2014 - Selected by Miami Dolphins in the third round (67th overall) of '14 NFL Draft, May 9...Signed first contract, July 19.
2016 - Waived by Dolphins, Oct. 11...Claimed off waivers by Baltimore Ravens, Oct. 12...Waived by Ravens, Oct. 15...Claimed off waivers by Denver Broncos, Oct. 17.
2017 - Placed on injured reserve (hand), Oct. 17.
2018 - Re-signed by Broncos as unrestricted free agent, March 17.
2019 - Signed by Green Bay Packers as unrestricted free agent, March 14.

2021 GXG REGULAR SEASON (PACKERS)

DATE	OPPONENT	P/S	W/L	SCORE
09/12	at Saints	S	L	3-38
09/20	Lions	S	W	35-17
09/26	at 49ers	S	W	30-28
10/03	Steelers	S	W	27-17
10/10	at Bengals	S	W	25-22-
10/17	at Bears	S	W	24-14
10/24	Washington	S	W	24-10
2021 TOTALS		7-7	6-1	

+ - Overtime

MARQUEZ VALDES-SCANTLING

83

WIDE RECEIVER
SOUTH FLORIDA

Fourth NFL Season | Fourth Packers Season



Ht: 6-4 | Wt: 206 | Born: October 10, 1994 | NFL Games Played/Started: 51/35 | Acquired: D5c-18

AT A GLANCE

- » First name is pronounced mar-KWEZ.
- » Led the NFL with an average of 20.9 yards per catch last season (33-690), the first Packer to lead the league in that category (min. two rec. per team game) since WR James Lofton (22.0) in 1984.
- » Has averaged 17.5 yards per catch since entering the league in 2018, No. 3 in the NFL over that span.
- » Ranks No. 1 in the NFL with three TD receptions of 70-plus yards since 2019 and is tied for No. 3 in the league in receptions of 40-plus yards (16) and receiving TDs of 40-plus yards (seven) since 2018.
- » His 15 receptions of 40-plus yards from 2018-20 were the second most by a Packer in his first three seasons among players whose careers began in the last 40 years, trailing only WR Greg Jennings (17).
- » Is one of only three players in franchise history (WR Boyd Dowler and Lofton) to register 25-plus receptions and an average of 15-plus yards per catch in each of his first three NFL seasons.
- » Has three career games with 100-plus receiving yards on three or fewer catches, the most in the NFL since 2018 and tied for the most in team history.
- » Posted 38 catches for 581 yards and two TDs in 2018, an average of 15.3 yards per catch that was the top mark posted by a Green Bay rookie (min. 25 rec.) since Lofton (17.8 in 1978).

2021 SEASON: Has started all three games he has played in and has recorded six catches for 76 yards (12.7 avg.) and a TD...Was placed on injured reserve (hamstring) on Oct. 2...**At New Orleans (Sept. 12):** Started and played 36 of 57 snaps, posting three receptions for 17 yards (5.7 avg.)...**Vs. Detroit (Sept. 20):** Started and appeared on 43 of 65 snaps...**At San Francisco (Sept. 26):** Started and played 40 of 63 snaps, hauling in three passes for 59 yards (19.7 avg.) and a TD. In the first quarter, came out of the slot and got behind S Jaquiski Tarrt to make a 47-yard reception to the San Francisco 19. Early in the fourth quarter, caught a 12-yard TD pass from QB Aaron Rodgers to put the Packers up, 24-14, getting behind CB Deommodore Lenoir to make the grab in the corner of the end zone. Left the game in the fourth quarter (hamstring).

REGULAR-SEASON COMPARISON: RECEIVING - ARIZONA CARDINALS

DATE	OPP	W/L	GP/GS	REC	YDS.	AVG.	TD	LG	TGTS	YAC
12/2/18	GB vs. ARZ	L	S	2	19	9.5	0	11	7	6
TOTALS		0/1	1/1	2	19	9.5	0	11	7	6

MARQUEZ VALDES-SCANTLING'S NFL REGULAR-SEASON RUSHING/RECEIVING STATISTICS

DATE	TEAM	GP	GS	RECEIVING					RUSHING				
				NO.	YDS.	AVG.	LG	TD	NO.	YDS.	AVG.	LG	TD
2018	Packers	16	10	38	581	15.3	60	2	2	29	14.5	21	0
2019	Packers	16	10	26	452	17.4	74t	2	2	9	4.5	9	0
2020	Packers	16	12	33	690	20.9	78t	6	4	13	3.3	9	0
2021	Packers	3	3	6	76	12.7	47	1	0	0	0.0	0	0
NFL TOTALS		51	35	103	1,799	17.5	78t	11	8	51	6.4	21	0

MARQUEZ VALDES-SCANTLING'S NFL POSTSEASON RUSHING/RECEIVING STATISTICS

DATE	TEAM	GP	GS	RECEIVING					RUSHING				
				NO.	YDS.	AVG.	LG	TD	NO.	YDS.	AVG.	LG	TD
2019	Packers	2	0	1	8	8.0	8	0	0	0	0.0	0	0
2020	Packers	2	2	8	148	18.5	50t	1	0	0	0.0	0	0
NFL TOTALS		4	2	9	156	17.3	50t	1	0	0	0.0	0	0

SINGLE-GAME HIGHS: RUSHING/RECEIVING

Rush Attempts	2 vs. Arizona Cardinals, Dec 02, 2018 1 at Chicago Bears, Jan 03, 2021 ...5 more at 1.	Longest Receptions	78t vs. Jacksonville Jaguars, Nov 15, 2020 74t vs. Oakland Raiders, Oct 20, 2019
Rushing Yards	29 vs. Arizona Cardinals, Dec 02, 2018 9 at Houston Texans, Oct 25, 2020 ...1 more at 9.	Receiving TDs	2 at San Francisco 49ers, Nov 05, 2020 1 at San Francisco 49ers, Sep 26, 2021 ...8 more at 1.
Longest Runs	21 vs. Arizona Cardinals, Dec 02, 2018 9 at Houston Texans, Oct 25, 2020 ...1 more at 9.	All-Purpose Yards	149 vs. Jacksonville Jaguars, Nov 15, 2020 133 vs. Oakland Raiders, Oct 20, 2019
Receptions	7 at Detroit Lions, Oct 07, 2018 6 at Detroit Lions, Dec 13, 2020 ...2 more at 6.	Receiving Average	37.3 vs. Jacksonville Jaguars, Nov 15, 2020 34.3 vs. San Francisco 49ers, Oct 15, 2018
Receiving Yards	149 vs. Jacksonville Jaguars, Nov 15, 2020 133 vs. Oakland Raiders, Oct 20, 2019		

100-YARD RECEIVING GAMES (4): REGULAR-SEASON

DATE	TEAM	NO.	YDS.	AVG.	LG	TD
10/15/18	49ERS	3	103	34.3	60	0
11/04/18	at Patriots	3	101	33.7	51	0
10/20/19	RAIDERS	2	133	66.5	74t	1
11/15/20	JAGUARS	4	149	37.3	78t	1

100-YARD RECEIVING GAMES (1): POSTSEASON

DATE	TEAM	NO.	YDS.	AVG.	LG	TD
01/24/21	BUCCANEERS	4	115	28.8	50t	1

NFL debut: vs. Chicago, 9/9/18

First NFL start: vs. Buffalo, 9/30/18

First NFL reception: vs. Minnesota, 9/16/18 (3 yards, A.Rodgers)

First NFL TD reception: at Detroit, 10/7/18 (3 yards, A.Rodgers)

CAREER TRANSACTIONS

2018 - Selected by Green Bay Packers as third of three choices in the fifth round (174th overall) of '18 NFL Draft, April 28 (free agency compensatory pick)...Signed first contract, May 7.

2021 GXG REGULAR SEASON (PACKERS)

		RECEIVING					
DATE	OPPONENT	P/S	NO.	YDS.	AVG.	LG	TD
09/12	at Saints	S	3	17	5.7	10	0
09/20	Lions	S	0	0	0.0	0	0
09/26	at 49ers	S	3	59	19.7	47	1
10/03	Steelers						
10/10	at Bengals						
10/17	at Bears						
10/24	Washington						
2021 TOTALS		3-3	6	76	12.7	47	1

ISAAC YIADOM

24

CORNERBACK
BOSTON COLLEGE

Fourth NFL Season | First Packers Season



Ht: 6-1 | Wt: 188 | Born: February 20, 1996 | NFL Games Played/Started: 52/20 | Acquired: T-21 (via NYG)

AT A GLANCE

Has played in 52 games with 20 starts in three-plus NFL seasons. Totals include 106 tackles (75 solo), one interception, 12 passes defended, one forced fumble and 12 special teams tackles. In his lone season with the Giants (2020), played in all 16 games with a career-high 10 starts and contributed 47 tackles (28 solo), a half-sack, five passes defended and one forced fumble.

2021 SEASON: Has played in all seven games, starting one...Has logged six tackles (five solo) on defense and three tackles on special teams...**At New Orleans (Sept. 12):** Made his Green Bay debut, playing six defensive snaps and recording a solo tackle. Also played 21 snaps on special teams, tied for the team high...**Vs. Detroit (Sept. 20):** Played on 18 special teams snaps...**At San Francisco (Sept. 26):** Played on 21 snaps on special teams...**Vs. Pittsburgh (Oct. 3):** Saw an increased workload on defense, filling in for an injured Jaire Alexander (shoulder). Played 18 defensive snaps, totaling three tackles (two solo), while also adding two tackles on special teams...**At Cincinnati (Oct. 10):** Played on 26 defensive snaps and logged one solo tackle. Also had a tackle on special teams...**At Chicago (Oct. 17):** Made his first start as a Packer, opening in place of CB Kevin King (shoulder), and played on nine defensive snaps...**Vs. Washington (Oct. 24):** Played on 14 defensive snaps and logged a solo tackle. Also appeared on 13 special teams snaps.

REGULAR-SEASON COMPARISON: DEFENSIVE - ARIZONA CARDINALS

DATE	OPP	W/L	GP/GS	TACKLES						MISC							
				TOT	SOLO	ASST	SACK	YDS.	INT	TFL	PD	QBH	TD	FF	FR		
10/18/18	DEN @ ARZ	W	P	1	0	1	0.0	0.0	0	0	0	0	0	0	0	0	0
12/13/20	NYG vs. ARZ	L	S	3	2	1	0.0	0.0	0	0	0	0	0	0	0	0	0
TOTALS		1/1	2/1	4	2	2	0.0	0.0	0	0	0	0	0	0	0	0	0

ISAAC YIADOM'S NFL REGULAR-SEASON DEFENSIVE STATISTICS

YEAR	TEAM	GP	GS	TK	S	TACKLES						INTERCEPTIONS						ST			MISC						
						A	TFL	YDS	SK	YDS	QBH	NO	YDS	LG	TD	PD	FF	FR	TD	YDS	TK	S	A	FF	FR	S	A
2018	Broncos	13	1	17	14	3	0	0	0.0	0.0	0	1	4	4	0	3	0	0	0	0	3	3	0	0	0	0	0
2019	Broncos	16	8	38	28	10	1	9	0.0	0.0	0	0	0	0	4	0	0	0	0	5	4	1	0	0	0	0	
2020	Giants	16	10	45	28	17	0	0	0.5	7.5	1	0	0	0	5	1	0	0	0	1	1	0	0	0	0	0	
2021	Packers	7	1	6	5	1	0	0	0.0	0.0	0	0	0	0	0	0	0	0	0	3	3	0	0	0	0	0	
NFL TOTALS		52	20	106	75	31	1	9	0.5	7.5	1	1	4	4	0	12	1	0	0	12	11	1	0	0	0	0	

SINGLE-GAME HIGHS: DEFENSIVE

Total Tackles 8 vs. Tampa Bay Buccaneers, Nov 02, 2020
8 vs. San Francisco 49ers, Sep 27, 2020
...1 more at 8.

Sacks 0.5 at Washington, Nov 08, 2020

Passes Defended 2 at Seattle Seahawks, Dec 06, 2020
2 vs. Oakland Raiders, Dec 29, 2019

Forced Fumbles 1 at Los Angeles Rams, Oct 04, 2020

Tackles For Loss 1 vs. Chicago Bears, Sep 15, 2019

Interceptions 1 vs. Los Angeles Chargers, Dec 30, 2018

Interception Return Yards 4 vs. Los Angeles Chargers, Dec 30, 2018

Special Teams Tackles 2 vs. Pittsburgh Steelers, Oct 03, 2021
1 at Chicago Bears, Sep 20, 2020
...8 more at 1.

NFL debut: at Baltimore, 9/23/2018

First NFL start: at San Francisco, 12/9/2018

First NFL INT: vs. L.A. Chargers, 12/30/2018 (P. Rivers)

CAREER TRANSACTIONS

- Originally a third-round (99th pick overall) draft choice by the Denver Broncos in 2018.
- Traded to the Giants for a seventh-round draft choice on Sept. 3, 2020.
- Acquired from Giants for CB Josh Jackson on Aug 18, 2021.

2021 GXG REGULAR SEASON (PACKERS)

DATE	OPPONENT	P/S	TK	S	A	SK	YDS	INT	PD	FF	FR	TD
09/12	at Saints	P	1	1	0	0	0.0	0	0	0	0	0
09/20	Lions	P	0	0	0	0	0.0	0	0	0	0	0
09/26	at 49ers	P	0	0	0	0	0.0	0	0	0	0	0
10/03	Steelers	P	3	2	1	0	0.0	0	0	0	0	0
10/10	at Bengals	P	1	1	0	0	0.0	0	0	0	0	0
10/17	at Bears	S	0	0	0	0	0.0	0	0	0	0	0
10/24	Washington	P	1	1	0	0	0.0	0	0	0	0	0
2021 TOTALS		7-1	6	5	1	0	0.0	0	0	0	0	0