



WEEKLY MEDIA INFORMATION PACKET

**GREEN BAY PACKERS
VS.
MINNESOTA VIKINGS**

**SUNDAY, JAN. 2, 2021
7:20 P.M. CT
LAMBEAU FIELD**



THE DOPE SHEET

OFFICIAL PROGRAM AND PUBLICATION, ACME-PACKERS FOOTBALL TEAM.

Packers Communications • Lambeau Field Atrium • 1265 Lombardi Avenue • Green Bay, WI 54304
920/569-7500 • 920/569-7201 fax

Jason Wahlers, Sarah Quick, Tom Fanning, Nathan LoCasco

VOL. XXIII; NO. 22



GREEN BAY PACKERS (12-3)
VS.



MINNESOTA VIKINGS (7-8)
Sunday • Jan. 2 • 7:20 p.m. CT
Lambeau Field

PACKERS FACE THE VIKINGS IN WEEK 17

The Green Bay Packers and Minnesota Vikings will square off at Lambeau Field on Sunday. It is the 12th time in the last 14 seasons that the two teams have squared off in a prime-time contest.

- ▶ It will be just the second January matchup for the Packers and Vikings during the regular season (2015).
- ▶ Each of the last three matchups between the two clubs in Green Bay have been decided by six points or less, including a tie in 2018.
- ▶ Green Bay has scored 22-plus points in 12 of the last 15 home games vs. Minnesota.
- ▶ Of the past 38 regular-season meetings between the teams, 25 of those games have been decided by seven points or less, including a three-point difference in the Week 11 meeting at Minnesota.
- ▶ Through 121 meetings, which includes two postseason contests (1-1), the Packers hold a 63-56-3 edge over the Vikings in the all-time series.
- ▶ Green Bay (eight) and Minnesota (four) have won 12 of the last 14 NFC North titles (2008-21).

AGAINST THE VIKINGS

- ▶ Including the postseason, Green Bay is 15-10-1 against Minnesota with **Aaron Rodgers** as the starting quarterback. Rodgers is second to Brett Favre (17-15-1) for the most wins a starting quarterback has led the Packers to over the Vikings (including postseason).
- ▶ Including the playoffs, Rodgers has 55 TDs and seven INTs with a passer rating of 110.0. His passer rating is the highest of any opposing starting quarterback (min. 200 att.) vs. Minnesota (Russell Wilson, 105.0 / Drew Brees, 100.7), according to Stats Pass.
- ▶ Rodgers has thrown 54 TD passes during the regular season against the Vikings, tied with Favre for the most in NFL history against Minnesota.
- ▶ Rodgers has recorded a 100-plus passer rating in 16 of his 26 starts against the Vikings (including the postseason) and a rating of 94-plus in 19 contests.
- ▶ In the last 19 games versus Minnesota (including playoffs), Rodgers has thrown 33 touchdowns and four interceptions.
- ▶ Rodgers is the only NFL player to have six games with four-plus touchdown passes with zero interceptions against the Vikings.
- ▶ Rodgers owns the most games (nine vs. CHI and vs. MIN) with a 125-plus passer rating vs. a single team.
- ▶ **WR Davante Adams** has seven TD catches in his last three games against Minnesota.
- ▶ Adams is the only NFL player to register 13-plus catches twice against the Vikings (franchise-record-tying 14 in Week 1 last season and 13 in Week 16 of 2019).
- ▶ Adams' 12 career TD catches against the Vikings are his most against a single opponent and the most vs. Minnesota by any NFL player.
- ▶ Adams has registered a TD reception in seven of the last nine games he has faced Minnesota.
- ▶ Adams' 82 receptions are the third most against the Vikings (Donald Driver, 92 / Herman Moore, 84).

REGULAR-SEASON WEEK 17

- ▶ **DL Kenny Clark** has registered at least a sack in five of the last eight games he has played in against Minnesota, totaling six sacks over that span (the most he has had against one opponent).

WITH THE CALL

- The game will air across the country on NBC. Play-by-play man **Mike Tirico** joins analyst **Cris Collinsworth** with **Kathryn Tappen** reporting from the sidelines.
- ▶ Westwood One will air the game on radio across the country. **Ryan Radtke** (play-by-play) and **Mike Golic** (analyst) will call the action with **Scott Graham** hosting pregame and halftime shows.
- ▶ Milwaukee's WTMJ (620 AM), airing Green Bay games since November 1929, heads up the Packers Radio Network that is made up of 49 stations in four states. For a full listing of radio affiliates, go to www.packers.com.
- Wayne Larrivee** (play-by-play) and two-time Packers Pro Bowler **Larry McCarren** (analyst) call the action. McCarren first joined the team's broadcasts in 1995 and enters his 26th season calling Packers games. After originally being paired together in 1999, McCarren and Larrivee enter their 23rd season of broadcasts together. They surpassed Jim Irwin and Max McGee for the most regular-season and postseason games broadcast for the Packers with 313 at the 2018 season opener against Chicago. Both McCarren and Larrivee are members of the Wisconsin Broadcasters Hall of Fame.
- ▶ The broadcast is also available on Sirius Satellite Radio (WTMJ feed).



REGULAR SEASON

Date	Opponent	Time (CT)	TV/Att.
Sun., Sept. 12	at New Orleans Saints (in Jax.)	L, 3-38	35,242
Mon., Sept. 20	DETROIT LIONS	W, 35-17	77,240
Sun., Sept. 26	at San Francisco 49ers	W, 30-28	69,853
Sun., Oct. 3	PITTSBURGH STEELERS	W, 27-17	78,281
Sun., Oct. 10	at Cincinnati Bengals	W, 25-22 (OT)	64,195
Sun., Oct. 17	at Chicago Bears	W, 24-14	62,332
Sun., Oct. 24	WASHINGTON	W, 24-10	78,219
Thu., Oct. 28	at Arizona Cardinals	W, 24-21	63,696
Sun., Nov. 7	at Kansas City Chiefs	L, 7-13	73,476
Sun., Nov. 14	SEATTLE SEAHAWKS	W, 17-0	78,235
Sun., Nov. 21	at Minnesota Vikings	L, 31-34	66,959
Sun., Nov. 28	LOS ANGELES RAMS	W, 36-28	77,948
	BYE WEEK		
Sun., Dec. 12	CHICAGO BEARS	W, 45-30	78,273
Sun., Dec. 19	at Baltimore Ravens	W, 31-30	70,815
Sat., Dec. 25	CLEVELAND BROWNS	W, 24-22	77,901
Sun., Jan. 2	MINNESOTA VIKINGS	7:20 p.m.	NBC
Sun., Jan. 9	at Detroit Lions	*12 p.m.	FOX

*—Start time and broadcast may shift due to NFL flexible scheduling

NFL POSTSEASON DATES

Jan. 15-16	AFC and NFC Wild Card Playoffs
Jan. 22-23	AFC and NFC Divisional Playoffs
Jan. 30	AFC and NFC Championship Games
Feb. 6	Pro Bowl, Allegiant Stadium, Las Vegas
Feb. 13	Super Bowl LVI, SoFi Stadium, Inglewood, Calif.



HEAD COACH MATT LAFLEUR

LAFLEUR LEADS THE PACK

Head Coach **Matt LaFleur** (la-flew-er) has led the Packers to three straight NFC North titles, is the **first coach in franchise history** to post 10-plus wins in each of his first three seasons with the team and is the **first coach in NFL history** to win at least 12 games in each of his first three seasons as an NFL head coach.

- ▶ LaFleur (38-9, .804) is tied with George Seifert (38-10, .791, 1989-91) for the **most wins by an NFL head coach in his first three seasons in the league** (per the Elias Sports Bureau).
- ▶ With LaFleur as the head coach, Green Bay has not lost back-to-back games (9-0 following a loss). LaFleur is **one of three coaches** who did not have a two-game losing streak in his first 47 games, joining Paul Brown (49) and Guy Chamberlin (47), per the Elias Sports Bureau).
- ▶ LaFleur has guided the Packers to a 21-2 record (.913) in the regular season at Lambeau Field, the top home mark in the NFL from 2019-21.
- ▶ LaFleur is **tied for the most wins by a coach at home** in his first three seasons (Mike Sherman and Dick Rauch, 21).
- ▶ LaFleur recorded the **best home winning percentage by a Packers head coach in his first two seasons** since 1921 (14-2, .875 in 2019-20).
- ▶ Dating back to 2019, the Packers have the **best regular-season record in the NFL**:

Team	Regular-Season Record (Since 2019)
1. Green Bay	38-9 (.809)
2. Kansas City	37-10 (.787)
3. Baltimore	33-14 (.702)
4t. Buffalo	32-15 (.681)
4t. New Orleans	32-15 (.681)

- ▶ The Packers are 13-0 in the regular season in December/January under LaFleur and are the **only undefeated team in the NFL** in Dec./Jan. since 2019.
- ▶ LaFleur (33) **tied for the second-most wins** by a head coach in his first 40 regular-season games (Chamberlin, 34; Brown, 33).
- ▶ LaFleur reached 30 wins in his first 37 games as a head coach, **tied for the third fastest** in NFL history (Paul Brown, 37) to reach the 30-win mark (Elias Sports Bureau), trailing Seifert (36) and Chamberlin (35).
- ▶ LaFleur led Green Bay to a 20-5 record in his first 25 regular-season games, which **tied for No. 4 in NFL history** for the most wins by a head coach in his first 25 regular-season games (Elias Sports Bureau).
- ▶ According to the Elias Sports Bureau, LaFleur was the **sixth head coach since 1970** to lead their team to the conference championship game in both of his first two seasons as a head coach, joining Harbaugh (2011-12), Rex Ryan (2009-10), Barry Switzer (1994-95), Seifert (1989-90) and Don McCafferty (1970-71).
- ▶ LaFleur is just the **second NFL head coach** since the league went to a divisional format in 1967 to win 13-plus games and a division title in both of his first two seasons (2019-20), joining Seifert (1989-90).
- ▶ LaFleur (26-6) posted the **most regular-season wins by a Packers head coach in his first two seasons** (Sherman and Mike McCarthy, 21 each).
- ▶ LaFleur (26) posted the **second-most wins in NFL history by a coach in his first two seasons** behind only Seifert (28 in 1989-90).

- ▶ LaFleur guided the Packers to 26 wins in 2019-20 after the Packers won 13 games in 2017-18. That was the **biggest two-season win improvement** by a head coach in franchise history from the two seasons prior to him taking over, eclipsing the previous mark held by Vince Lombardi (15 victories in 1959-60 after the Packers won four games in 1957-58).
- ▶ LaFleur led the biggest one-year win improvement in franchise history in 2019:

Seasons	Win Improvement
1. 2018 (6) to 2019 (13)	+7
2t. 1928 (6) to 1929 (12)	+6
2t. 1958 (1) to 1959 (7)	+6
2t. 1971 (4) to 1972 (10)	+6
2t. 1988 (4) to 1989 (10)	+6

- ▶ LaFleur is 14-2 (.875) against the NFC North, giving him the best record in the NFC North/Central (min. 10 games) according to the Elias Sports Bureau:

Coach	NFC North/Central Record
1. Matt LaFleur	14-2 (.875)
2. Mike Ditka	58-25 (.699)
3. Bud Grant	80-36-3 (.688)
4. Mike McCarthy	51-23-2 (.684)
5. Jim Caldwell	16-8 (.667)

- ▶ After a victory over Chicago in Week 6, LaFleur **joined Steve Mariucci as the only NFL coaches** to win 13 of their first 14 games in the division (Elias Sports Bureau).
- ▶ LaFleur's winning percentage of .917 (11-1) against division opponents in 2019-20 **tied for the second best** by a coach in his first two seasons as head coach, dating back to 1970 (Mike Tomlin, 11-1, .917 in 2007-08 / Mariucci, 15-1, .938 in 1997-98).
- ▶ Among head coaches who began their career since 1970, LaFleur was the **first one** to win their first seven road divisional games (Elias Sports Bureau).
- ▶ LaFleur is **one of only two coaches in NFL history** to win his first six games against the Bears (Dennis Green, 1992-94), according to the Elias Sports Bureau.
- ▶ Dating back to 2019 (including playoffs), LaFleur has led the Packers to a 20-6 record (.769) in games decided by single digits.
- ▶ Green Bay has forced two-plus turnovers in 10 of its last 14 games. Under LaFleur, the Packers are 21-1 (.955) when posting two-plus takeaways in a game and have a plus-43 turnover margin (56/13) in those contests.
- ▶ The Packers are 30-0 under LaFleur when they win the takeaway battle. In those wins, Green Bay has turned the ball over a total of nine times and created 63 turnovers for a turnover differential of plus-54. The Packers have scored 913 points in those wins (30.4 ppg) while allowing 567 points (18.9 ppg), and have scored 30-plus points in 17 of those games.
- ▶ Green Bay's 30 games with a positive turnover differential **lead the NFL** since 2019 and are the **second most in team history over a three-season span** (31 in 2009-11).
- ▶ Under LaFleur, Green Bay is 34-1 when forcing at least one turnover, a .971 winning percentage that ranks **No. 1 in the NFL** since 2019.
- ▶ Green Bay is 10-0 under LaFleur since 2019 when forcing three-plus turnovers. The Packers have won 12 straight games when posting three-plus takeaways.
- ▶ The 27 zero-giveaway games by GB from 2019-21 rank **No. 1 in NFL history** over a three-season span (NE, 25, 2010-12).

Two years after he co-founded the Packers with Curly Lambeau, George Calhoun began writing a piece called The Dope Sheet, which served as the official press release from 1921-24.



DIVISION DOMINANCE

- ▶ Green Bay has won the NFC North for three straight seasons (2019-21). It is the **sixth time in franchise history** that the Packers have won at least three consecutive division titles (1960-62, 1965-67, 1995-97, 2002-04, 2011-14).
- ▶ Dating back to 1995, the Packers have the **second-most division titles in the NFL**:

Team	Division Titles (Since 1995)
1. New England	19
2. Green Bay	15*
3. Pittsburgh	13
4t. Indianapolis	10
4t. Kansas City	10*
4t. Seattle	10
7. Philadelphia	9

*2021 Division Champion

- ▶ Green Bay is 3-1 in the NFC North this season after it was one of four teams to win five-plus division games last season (Buffalo and New Orleans, 6-0 / Tennessee, 5-1).
- ▶ Green Bay has posted 30-plus points in three of four division games this season and 40-plus points in one game (35, 24, 31, 45) after posting 40-plus points three times last season. It was the **first time in team history** that the Packers posted three 40-point games in a season against divisional opponents since the league went to a divisional format in 1967.
- ▶ Green Bay **led the NFL** during the 2020 regular season in points per game (35.7) in division games, scoring 30-plus points in five of six contests. The Packers are **No. 3 in the NFL** in points per division game this season (33.8).
- ▶ The Packers scored the most points per game (35.7) in 2020 than they ever had against division opponents, dating back to 1967.
- ▶ The Packers are the **only NFL team** to have not turned the ball over against a division opponent so far this season. Green Bay recorded the fewest giveaways against the division in 2020 (two) then they ever had in a single season, dating back to 1967.
- ▶ The Packers' two turnovers in division games since 2020 are the **fewest in the NFL over that span** (New England is No. 2 with six).
- ▶ Since the NFL went to 32 teams in 2002, there have been two teams to average 35-plus points per game and record two or fewer giveaways vs. divisional opponents, the 2020 Packers (35.7, two) and the 2016 Atlanta Falcons (38.5, two).
- ▶ In the last 18 divisional games that Green Bay won the turnover margin, the Packers are 17-0-1.
- ▶ Green Bay's nine divisional games with zero giveaways since 2019 **lead the NFL**.
- ▶ Head Coach **Matt LaFleur** was **one of four NFL head coaches** to debut in the Super Bowl era to win his first eight divisional games with a team. All coaches listed below were in their first career head-coaching positions (via the Elias Sports Bureau):

Head Coach	Head-Coaching Career	Divisional Wins In a Row To Start
1. Steve Mariucci, SF, 1997-98	12	
2. Chan Gailey, DAL, 1998-99	10	
3. Raymond Berry, NE, 1984-85	9	
4. Matt LaFleur, GB, 2019-20	8	
5t. Jim Haslett, NO, 2000	7	
5t. Barry Switzer, DAL, 1994	7	

- ▶ Green Bay's eight-game divisional winning streak ended in Week 8 in 2020, but it **tied the second longest** for the franchise since the league went to a divisional format in 1967, trailing only the 12-game streak from 2010-12.

- ▶ Green Bay has won eight division titles with **Aaron Rodgers** as the starting quarterback.
- ▶ Rodgers leads the league in passer rating against division opponents this season (min. five pass att./team game):

Player	Passer Rating Against Division Opp. (2021)
1. Aaron Rodgers, GB	145.0
2. Joe Burrow, CIN	112.7
3. Dak Prescott, DAL	107.5

- ▶ Last season, Rodgers registered the fifth-highest passer rating in division games in the NFL since 1970 (min. five pass att./team game):

Player, Season	Passer Rating Against Division Opp. (Since 1970)
1. Aaron Rodgers, GB, 2014	137.5
2. Aaron Rodgers, GB, 2011	134.7
3. Tom Brady, NE, 2007	132.1
4. Matt Ryan, ATL, 2016	130.7
5. Aaron Rodgers, GB, 2020	128.5

- ▶ In his current **NFL-record streak** of 10 straight division games with multiple TD passes and no INTs, Rodgers has completed 234 of 321 passes (72.9 pct.) for 2,812 yards and 34 TDs with no INTs for a 134.6 rating.
- ▶ Rodgers has posted a 100-plus passer rating (min. 15 att.) in each of his last 10 divisional games, the **longest streak in NFL history**.
- ▶ Rodgers has 11 division games with a 140-plus passer rating, the **most in the NFL** (Brady, 10).
- ▶ Rodgers led the league in both passing TDs (20) and passer rating (128.5, min. 50 pass att., in division games last season (Sportradar).
- ▶ In games that Rodgers has started vs. the NFC North and thrown 15-plus passes, the Packers are 54-16-1 (he was knocked out of four games with an injury and Green Bay lost all four of those).
- ▶ Rodgers has recorded a passer rating of 125-plus in 25 games vs. divisional opponents, **No. 1 in NFL history** (min. 15 pass att.).
- ▶ Rodgers ranks **No. 1 in NFL history** in TD/INT ratio (6.60, 165/25) in division games (min. 536 pass att.).
- ▶ Rodgers has thrown 14 TDs and zero INTs in division games this season. His 20 TD passes in 2020 were the most against his own division in a season without throwing an INT in **NFL history**, besting the 18/0 ratio Rodgers threw for against the NFC North in 2014.
- ▶ Dating back to 1948, Rodgers' 20 TD passes in 2020 **tied for the fifth most** against division opponents in the NFL (Dan Marino is No. 1 with 24 in 1984).
- ▶ Rodgers owns three of the top five marks for single-season passer rating against divisional opponents (min. 100 pass att.) since 1948:

Player, Team, Season	Passer Rating Against Division Opp.
1. Aaron Rodgers, GB, 2014	137.5
2. Aaron Rodgers, GB, 2011	134.7
3. Tom Brady, NE, 2007	132.1
4. Matt Ryan, ATL, 2016	130.7
5. Aaron Rodgers, GB, 2020	128.5

- ▶ **RB Aaron Jones leads the NFL** with five receiving TDs in division games this season and WR **Davante Adams is tied for No. 2** with four receiving TDs. Dating back to 1967, Jones is tied for No. 3 among RBs in receiving TDs in division games in a single season.
- ▶ Jones is the **only Green Bay RB** in team history to register a receiving TD in three straight division games.
- ▶ Dating back to 2020, Adams **leads the NFL** in receiving TDs against division opponents with 12.

HOME SWEET HOME

Green Bay has a long tradition of playing well at Lambeau Field, and it has continued under Head Coach **Matt LaFleur**.

- ▶ Green Bay (7-0) is the **only NFL team** to be undefeated at home this season. The Packers will be looking to finish with an 8-0 record at Lambeau Field for the sixth time (1996-97, 2002, 2011, 2014).
- ▶ The Packers have won seven home games in three straight seasons, **tied for the second-longest streak in team history** (2010-12) behind only a five-season stretch from 1994-98. They are the first NFL team to do it since the 2013-15 Patriots.
- ▶ Green Bay has won 12 straight home games, the longest active streak in the NFL (Kansas City is No. 2 with six) and the longest streak by Green Bay since a 12-game streak in 2014-15.
- ▶ Dating back to last season, the Packers have held their opponents to 17 or fewer points in seven of the last 10 regular-season games at Lambeau Field.
- ▶ Since 2019, the Packers have the **best record in the NFL** at home:

Team	Record At Home (2019-21)	Pct.
1. Green Bay	21-2	.913
2. Baltimore	17-6	.739
3. Pittsburgh	17-6-1	.729
4. Kansas City	18-7	.720
5. L.A. Rams	16-7	.696

- ▶ Green Bay has 247 victories at Lambeau Field during the regular season, the **most home wins by any franchise at one stadium in NFL history**.
- ▶ The Packers have won 19 of the last 22 games it has played against an AFC team at Lambeau Field (2011-21).
- ▶ Green Bay is **No. 3 in the NFL** in points-per-game differential at home (plus-12.0), **No. 4 in the league** in points per game scored at home (29.7) and **tied for No. 5 in the NFL** in points per game allowed at home (17.7) this season.
- ▶ Green Bay ranks in the top five in the NFL in points per game scored, points per game allowed and point differential at home since 2019:

Team	Points Per Game Scored At Home (Since 2019)
1. Dallas	33.2
2. Baltimore	29.1
3. Green Bay	29.0
4. Tampa Bay	28.4

Team	Points Per Game Allowed At Home (Since 2019)
1. L.A. Rams	18.7
2. Pittsburgh	18.8
3. New England	18.9
4. Green Bay	19.0

Team	Points Differential Per Game At Home (Since 2019)
1. Green Bay	plus-10.0
2. Baltimore	plus-8.6
3. Dallas	plus-7.8
4. Kansas City	plus-6.7

- ▶ Green Bay has forced multiple takeaways in eight straight regular-season games at Lambeau Field, the team's longest home streak since a nine-game streak in 1992-93.
- ▶ The Packers have registered a positive turnover differential in 11 straight games at Lambeau Field, **tied for the longest streak at home (2008-10)** by the Packers since 1970.

- ▶ Green Bay has finished with a record of .500 or better at home for 15 straight seasons (2007-21):

Season	Home Record
2021	7-0
2020	7-1
2019	7-1
2018	5-2-1
2017	4-4
2016	6-2
2015	5-3
2014	8-0
2013	4-3-1
2012	7-1
2011	8-0
2010	7-1
2009	6-2
2008	4-4
2007	7-1

- ▶ Since 2007, Green Bay (92-25-2, .782) ranks **No. 2 in the NFL** at home during the regular season (New England, 98-22, .817).
- ▶ QB **Aaron Rodgers** recorded a passer rating of 145.6 in the home opener against Detroit and a rating of 141.1 in Week 14 vs. Chicago, making him the **only player in the NFL** with two 140-plus passer ratings at home this season (min. 20 pass att.)
- ▶ Rodgers led the NFL in passer rating (122.4) at home last season and ranks **No. 2 in the league** so far this season (min. 6.25 pass att./team game):

Player	Passer Rating At Home (2021)
1. Dak Prescott, DAL	117.9
2. Aaron Rodgers, GB	113.6
3. Matthew Stafford, LAR	109.5
4. Joe Burrow, CIN	106.7

- ▶ Rodgers ranks **No. 1 in the NFL** since 1950 in passer rating at home (min. 670 pass att.), according to Stats Pass:

Player	Passer Rating At Home (Since 1950)
1. Aaron Rodgers, GB	108.9
2. Deshaun Watson, HOU	106.8
3. Russell Wilson, SEA	104.7
4. Dak Prescott, DAL	104.2
5. Drew Brees, SD/NO	103.8

- ▶ In his last 15 regular-season home starts, Rodgers has thrown for 41 TDs with three INTs (118.0 rating), **No. 1 in the NFL** since 2020, min. 100 pass att.). He has thrown multiple TD passes in 13 of those games and posted a 100-plus rating in 12 of those contests.
- ▶ When Rodgers has started at QB, the Packers are 49-1 (.980) at Lambeau Field when allowing 17 or fewer points. The lone loss was a 17-13 defeat to Chicago on Nov. 26, 2015.
- ▶ In his last 15 regular-season games at Lambeau Field (2019-21), WR **Davante Adams** has 16 TD catches.
- ▶ Adams is on a current streak of 13 straight home games with six-plus catches, the **second-longest streak in franchise history** (WR Sterling Sharpe, 14 games, 1992-94).
- ▶ RB **Aaron Jones** has played in 33 home games in his career and has scored 31 touchdowns (24 rushing and seven receiving), including a four-TD game in Week 2 to **tie the single-game Lambeau Field record** (last by Panthers RB DeAngelo Williams in 2008).
- ▶ Jones is **tied for No. 2 in the NFL** in rushing TDs (24) and **No. 2 in the league** in total TDs (31) at home since 2017.

NOTES AFTER WEEK 15

- ▶ The Packers improved to 12-3 after a 24-22 win over the Cleveland Browns in Week 16.
- ▶ Green Bay finished with a 4-0 record against AFC North teams this season, its first time sweeping that division since realignment in 2002.
- ▶ Green Bay posted four INTs in Week 16 for the first time recording five vs. Seattle on Dec. 11, 2016. It was the Packers' first game with four-plus INTs and five-plus sacks (five) since Sept. 13, 2012, vs. Chicago.
- ▶ The Packers intercepted three passes in the first half, their first time doing so since Dec. 11, 2011, vs. Oakland.
- ▶ Green Bay is **tied for No. 6 in the NFL** in takeaways (26) and ranks No. 4 in interceptions:

Team	Interceptions
1. Dallas	25
2. New England	20
3. Buffalo	19
4. Green Bay	18
5. Indianapolis	17

- ▶ Green Bay did not allow any sacks in Week 16, its first time doing so since Dec. 13, 2020, at Detroit. It was the sixth time this season the Packers allowed one or fewer sacks in the game, **tied for No. 8 in the NFL**.
- ▶ The Packers have scored 20-plus points in 12 of 15 games this season, **tied for No. 5 in the NFL** (four teams are tied for the league lead with 13 games).
- ▶ QB **Aaron Rodgers** threw three TD passes and zero INTs for a passer rating of 115.1.
- ▶ Rodgers has 22 games with multiple TD passes/zero INTs since 2020, topping Tom Brady (19 in 2010-11) for the **most over a two-season span in NFL history**.
- ▶ Rodgers leads the NFL with 48 zero-INT games since 2018, the **most zero-INT games in NFL history over a four-season span**.
- ▶ Rodgers has tied the NFL mark for the most games with multiple TD passes/zero INTs in a single season:

Player, Year	Games With Multiple TD Passes/Zero INTs
1t. Aaron Rodgers, 2021	11
1t. Aaron Rodgers, 2020	11
1t. Aaron Rodgers, 2014	11
1t. Tom Brady, 2010	11

- ▶ Rodgers has posted multiple TD passes and zero INTs in five straight games, tied for the longest streak in franchise history (Rodgers, Weeks 10-14 in 2014). In the last five contests, he has completed 127 of 180 passes (70.6 pct.) for 1,503 yards and 16 TDs with no INTs for a 125.3 rating.
- ▶ Rodgers ranks in the top five in the NFL this season in passer rating and third-down passer rating:

Player	Passer Rating
1. Aaron Rodgers, GB	110.8
2. Joe Burrow, CIN	105.0
3. Matthew Stafford, LAR	104.0
4. Kirk Cousins, MIN	101.3

Player	Third-Down Passer Rating
1. Kyler Murray, ARI	122.5
2. Tom Brady, TB	114.3
3. Aaron Rodgers, GB	111.5
4. Matthew Stafford, LAR	107.3

- ▶ Rodgers is also **tied for No. 4 in the league** in TD passes (33) and ranks **No. 5** in passes of 25-plus yards (34).

- ▶ Rodgers has 23 games with a 100-plus passer rating since 2020, marking the **second most over a two-season span in the NFL**:

Player	Most Games With A 100-Plus Passer Rating (2-Season Span)
1. Tom Brady, NE, 2010-11	24
2. Aaron Rodgers, GB, 2020-21	23
3t. Tom Brady, NE, 2011-12	21
3t. Aaron Rodgers, GB, 2011-12	21
3t. Drew Brees, NO, 2017-18	21

- ▶ Rodgers has 445 career passing TDs, passing Brett Favre for the **most in team history**. His 445 TD passes as a Packer are the third most in NFL history by a QB with a single franchise (Tom Brady, 541 with New England; Drew Brees, 491 with the Saints).
- ▶ It is Rodgers' eighth season with at least 30 touchdown passes (33), the **fifth most in NFL history** (Brady, Favre and Peyton Manning, nine / Brees, 10).
- ▶ Rodgers has now won 10-plus starts in 10 seasons, tied with Favre for the **third most all-time** (Manning, 14 / Brady, 19).
- ▶ Rodgers has thrown 67 career TD passes to WR **Davante Adams**, passing Rodgers and WR Jordy Nelson (65) for the **most productive TD combo in franchise history**.
- ▶ Adams posted a team-high 10 receptions for a team-best 114 yards (11.4 avg.) and two TDs, his eighth career game with 10-plus catches, 100-plus receiving yards and multiple TD catches, the **most in NFL history**.
- ▶ He has recorded 10-plus catches in a game 18 times since 2015, **tied for the most in the NFL** over that span.
- ▶ Adams posted the 30th career 100-yard receiving game of his career, moving him into sole possession of the **No. 2 spot in team history** behind only WR James Lofton (32). Adams has matched his single-season career high (2020) with seven 100-yard receiving games, becoming the first player in team history to have seven-plus 100-yard games twice in his career.
- ▶ Adams (72), who is **No. 2 in team history** in receiving TDs to Don Hutson (99), needs 62 receiving yards (7,930) on Sunday to move past Hutson (7,991) for **No. 4 in team history**.
- ▶ Adams ranks in the top five in the NFL in receptions and receiving yards this season:

Player	Receptions
1. Cooper Kupp, LAR	132
2. Davante Adams, GB	106
3. Tyreek Hill, KC	104
4. Chris Godwin, TB	98

Player	Receiving Yards
1. Cooper Kupp, LAR	1,734
2. Justin Jefferson, MIN	1,451
3. Davante Adams, GB	1,362
4. Deebo Samuel, SF	1,247

- ▶ With 106 receptions this season, Adams became the **first player in team history** with three 100-catch seasons.
- ▶ Adams has seven TD receptions since Week 11, two more than any other player in the league over that span.
- ▶ Adams has posted 100-plus receiving yards and multiple TD catches in three of his last five games.
- ▶ Adams **leads the NFL** with three seasons with 1,350-plus receiving yards and 10-plus receiving TDs since 2018:

Player	Seasons With 1,350-Plus Rec. Yards/10-Plus Rec. TDs (Since 2018)
1t. Davante Adams, GB	3
2t. Tyreek Hill, KC	1
2t. D. Hopkins, HOU/ARI	1
2t. Travis Kelce, KC	1
2t. Cooper Kupp, LAR	1

MORE NOTES AFTER WEEK 15

- ▶ **RB Aaron Jones** brought his season total to 1,084 yards from scrimmage, his third straight campaign with 1,000-plus scrimmage yards. That is the longest streak by a Green Bay RB since Ahman Green (five, 2000-04).
- ▶ Jones' six receiving TDs on the season are the most by a Green Bay RB since Johnny Blood McNally had 11 in 1931.
- ▶ Jones is the **first player in team history** to record four-plus rushing TDs (four) and six-plus receiving TDs (six) in a season.
- ▶ Jones reached 40 receptions for the third consecutive season (2019-21) to tie Edgar Bennett (1993-95) for the **second-most consecutive seasons** with 40-plus receptions by a running back in team history (Green, five, 2000-04).
- ▶ Jones is one of only two RBs in team history to post three straight seasons with 45-plus receptions and multiple receiving TDs (Green, 2000-03).
- ▶ Jones is the **fifth player in NFL history** with 4,000-plus rushing yards/40-plus rushing TDs/150-plus receptions/12-plus receiving TDs in his first five seasons, joining Marcus Allen, Chuck Foreman, Todd Gurley and Alvin Kamara.
- ▶ **CB Rasul Douglas** posted a career-high two interceptions and became the first player to post an INT in three straight games at Lambeau Field since S Nick Collins in 2010. Douglas has four INTs for 105 yards (26.3 avg.) and two TDs in his last three home games.
- ▶ **LB De'Vondre Campbell** led the team with 13 tackles (12 solo).
- ▶ Campbell ranks No. 7 in the NFL in total tackles and No. 1 in solo tackles:

Player	Total Tackles
1. Bobby Wagner, SEA	170
2. Foyesade Oluokun, ATL	166
3. Jordyn Brooks, SEA	155
4. Roquan Smith, CHI	149
5. C.J. Mosley, NYJ	142
6. Denzel Perryman, LV	138
7. De'Vondre Campbell, GB	137
8. Eric Kendricks, MIN	134

Player	Solo Tackles
1. De'Vondre Campbell, GB	94
2. Bobby Wagner, SEA	92
3. Denzel Perryman, LV	89
4t. Jordyn Brooks, SEA	88
4t. Foyesade Oluokun, ATL	88
4t. Roquan Smith, CHI	88

- ▶ Campbell is the **only player in the league** with 130-plus tackles (124), multiple INTs (two) and multiple FFs (two).
- ▶ Campbell is **one of only two players in the NFL** (Chargers S Derwin James) with multiple INTs, sacks and forced fumbles this season.
- ▶ Campbell is the first Packers LB to do it since Julius Peppers in 2014. Clay Matthews (2011) is the only other Packers LB to do it since 2000.
- ▶ **S Darnell Savage** posted his second INT of the season, giving him multiple INTs in each of the last three seasons. According to Stathead, he is the **first Green Bay safety** to record multiple INTs in each of his first three seasons in the NFL.
- ▶ **LB Rashaan Gary** recorded two sacks, matching his single-game career high (Week 7 vs. Washington this season).
- ▶ **DL Dean Lowry** registered a sack to bring his season total to a career-high four sacks.
- ▶ **LB Tipa Galeai** posted the first sack of his career.

THROUGH 15

- ▶ At 12-3 (.800), the Packers have the **best record in the NFL** this season.
- ▶ It marks the **first time in franchise history** that Green Bay has won 12-plus games in three straight seasons.

- ▶ This is Green Bay's fifth season with 12-plus wins since 2011. **No. 2 in the NFL** over that span (New England, eight).
- ▶ This is Green Bay's 10th season with 10-plus wins since 2009. **No. 2 in the NFL** over that span behind only New England (11).
- ▶ This is the 12th time Green Bay has started a season 12-3 or better (2020, 2019, 2011, 2007, 2002, 1997, 1996, 1966, 1962, 1931, 1929).
- ▶ Since 2019, a team has started the season 12-3 or better 10 times in the NFL. Green Bay is the **only NFL team** to start the season 12-3 or better multiple times (three) over the last three seasons, according to Stathead.com.

GREEN BAY UNDER THE LIGHTS

- ▶ The Packers won their first four prime-time games of this season, making them one of five teams to be undefeated in night games this season and the only one of those five to have four wins.
- ▶ Green Bay went 6-0 in prime-time games during the 2020 regular season, the first time Green Bay has ever gone undefeated in a season that they played five-plus games in prime time (previous best was 4-2 in both 2016 and 2019).
- ▶ Green Bay has won 11 straight prime-time games, the **longest current streak in the NFL** and the longest since Pittsburgh had an 11-game streak from 2015-18.
- ▶ Among teams to play at least five prime-time games, the Packers have the best record in the NFL since 2020:

Team	Prime-Time Record (Since 2020)
1. Green Bay	10-0 (1.000)
2. Indianapolis	5-1 (.833)
3. Kansas City	9-2 (.818)
4. L.A. Rams	8-3 (.727)
5. Tennessee	5-2 (.714)

- ▶ Green Bay ranks in the top five this season in points per game and points-per-game differential in prime-time games:

Team	Points Per Game In Prime-Time Games
1. Dallas	34.6
2. Green Bay	33.5
3. L.A. Chargers	32.3
4. N.Y. Jets	30.0
5. Indianapolis	29.8

Team	Points-Per-Game Differential In Prime-Time Games
1. Carolina	plus-15.0
2. Dallas	plus-14.8
3. Miami	plus-14.5
4. Green Bay	plus-9.5
5. Buffalo	plus-9.0

- ▶ In 2021, QB **Aaron Rodgers leads the NFL** in passer rating (124.0) and pass TD/INT ratio (12/0) among players that have played multiple prime-time games.
- ▶ Rodgers has thrown four TDs in six of the last 10 prime-time games he has played in. Dating back to 2020, Rodgers has thrown 32 TDs and one INT.
- ▶ Dating back to 2020, Rodgers has registered a passer rating of 110-plus in eight of the last 10 prime-time contests (124.9, 147.5, 147.2, 132.3, 91.6, 128.1, 145.6, 113.3, 90.4, 141.1).
- ▶ From 2000-20, Rodgers owned the **second-highest** (136.8 in four games in 2011) and the **fifth-highest** (134.8 in six games in 2020) single-season passer ratings in prime-time games (min. 50 pass att.) in the NFL (Sportradar).
- ▶ Dating back to 1950, Rodgers ranks **No. 1 in the NFL** (min. 500 pass att.) in passer rating (106.1) in prime-time games.
- ▶ In Week 2, RB **Aaron Jones** (three receiving, one rushing) became the first player to record four touchdowns on *Monday Night Football* since Marshall Faulk did it against the Tampa Bay Buccaneers in 2000 (ESPN).
- ▶ Jones is **leads the NFL** with eight TDs (four rushing, four receiving) in prime-time games this season.

THE DOPE ON THIS WEEK'S OPPONENT:



Packers vs. Vikings:

Regular season, all-time: 62-55-3
All-time, Postseason: 1-1
All-time, in Green Bay: 32-25-3
Streaks: Minnesota has won the last two meetings.
Last meeting, regular season: Nov. 21, 2021, U.S. Bank Stadium, Vikings won, 34-31

COACHES CAPSULES

Matt LaFleur: 38-9-0, .809; (2-2 postseason); 3rd NFL season

Mike Zimmer: 71-55-1, .563; 8th NFL season

Head to Head: LaFleur 3-2 vs. Zimmer vs. **Opponent:** LaFleur 3-2 vs. Vikings; Zimmer 7-7-1 vs. Packers

MATT LAFLEUR...In his third season as the Packers' 15th head coach.

- ▶ In his 13th season in the NFL, having previously served as an offensive coordinator for two seasons (Los Angeles Rams, 2017; Tennessee Titans, 2018), a quarterbacks coach for six seasons (Washington Football Team, 2010-13; Atlanta Falcons, 2015-16), and an offensive assistant for two seasons (Houston Texans, 2008-09).
- ▶ In his first two seasons leading the Packers, has authored one of the greatest starts to a head-coaching career in NFL history. For the second consecutive season in 2020, led Green Bay to a 13-3 record and captured the NFC North crown while also earning the No. 1 seed in the NFC for the first time since 2011. It was just the second time in team history that the Packers had won 13-plus games in back-to-back seasons (13-3 in 1996 and 1997).
- ▶ According to the Elias Sports Bureau, was the sixth head coach since 1970 to lead his team to the conference championship game in both of his first two seasons as a head coach, joining Jim Harbaugh (2011-12), Rex Ryan (2009-10), Barry Switzer (1994-95), George Seifert (1989-90) and Don McCafferty (1970-71).
- ▶ Became just the second NFL head coach since the league went to a divisional format in 1967 to win 13-plus games and a division title in both of his first two seasons, joining Seifert (1989-90).
- ▶ In his first season leading the Packers in 2019, became the first coach in club history to lead the team to the playoffs in his debut season. Also led the largest one-year win improvement in team history (plus-seven wins).

MIKE ZIMMER...In his eighth year as the Vikings' ninth head coach.

- ▶ Since he took over head-coaching duties prior to the 2014 season, Minnesota has compiled 68 regular-season victories, tied for No. 9 in the NFL during that span.
- ▶ Guided the Vikings to a 10-6 regular-season mark, a playoff berth and a Wild Card win at New Orleans during the 2019 season. Minnesota has advanced to the postseason in three of his seven seasons at the helm, including two NFC North titles (2015 and 2017).
- ▶ Led Minnesota to a record-setting 2017 campaign that saw the Vikings go 13-3, win the NFC North title and advance to the NFC Championship Game. After inheriting the No. 31 defense in the league in 2014, guided the Minnesota defense to the top ranking in both yards allowed and points allowed in 2017.
- ▶ A longtime defensive coordinator prior to taking the Minnesota job, coached four top-10 defensive units in Cincinnati (2009, 2011-13), three in Dallas (2001, 2003, 2005) and three as head coach of the Vikings (2016-18).

THE PACKERS-VIKINGS SERIES

- ▶ The Packers began the series with six straight wins before Minnesota rattled off 22 victories in 32 contests from 1964-79.
- ▶ Green Bay started a run of its own in 1979 that generated 16 wins over 21 games and lasted until 1990.
- ▶ Since 2000, the Packers are 25-16-2 (.604) in regular-season contests versus the Vikings.

LAST MEETING, REGULAR SEASON

- Nov. 21, 2021, U.S. Bank Stadium, Vikings won, 34-31
- ▶ Aaron Rodgers finished 23 for 33 for a season-high 385 yards with four TDs and a 148.4 QB rating.
- ▶ Rodgers connected with WR Marquez Valdes-Scantling for a 75-yard score to tie the game at 31 just before the two-minute warning.
- ▶ Vikings K Greg Joseph made a 29-yard field goal as time expired to give the Vikings a 34-31 win.
- ▶ Vikings WR Justin Jefferson had eight receptions for 169 yards and two scores.

NOTABLE CONNECTIONS

Packers defensive backs/passing game coordinator coach Jerry Gray coached the Vikings' defensive backs from 2014-19...Packers executive vice president/ director of football operations Russ Ball served as the senior football administrator for the Vikings from 1999-2000...Packers general manager Brian Gutekunst's father, John, served as the head coach of the University of Minnesota from 1985-91. The younger Gutekunst attended high school at Robbinsdale Armstrong in Plymouth, Minn. and Totino-Grace in Fridley, Minn...Packers outside linebackers coach Kirk Olivadotti's father, Tom, coached for the Minnesota Vikings from 1996-99...Packers head coach Matt LaFleur was Vikings QB Kirk Cousins' position coach in Washington for two seasons (2012-13)... Cousins and Packers LB Preston Smith played together for the Washington Football Team over the course of three seasons (2015-17)...Vikings QB Sean Mannion was on the Los Angeles Rams' roster when LaFleur served as offensive coordinator in 2017...LaFleur and Vikings wide receivers coach Keenan McCardell coached together in Washington in 2010-11...Packers T/G Billy Turner is from Shoreview, Minn. and attended Mounds View High School outside of Minneapolis...Turner's father, Maurice, was a 12th-round draft choice by the Vikings in 1983 and played for Vikings in 1984-85...Vikings coaches Rick Dennison, Klint Kubiak and Brian Pariani were all on the Denver coaching staff in 2016 while Turner played for the Broncos...Packers LB De'Vondre Campbell played at the University of Minnesota...Vikings LB Ryan Connelly played collegiately at the University of Wisconsin...Packers RB Aaron Jones was coached by Vikings offensive quality control coach AC Patterson during his freshman season at Texas-El Paso...Vikings WR Chad Beebe's father, Don, played for the Packers from 1996-97 and was a member of the Super Bowl XXXI champion team...Vikings offensive quality control/assistant wide receivers coach Christian Jones played with Packers DL Tyler Lancaster and DL Dean Lowry at Northwestern and was coached by Packers tight ends coach Justin Outten at Westfield HS in Houston, Texas...Minnesota running backs coach Kennedy Polamalu coached in Jacksonville for four years (2006-09) during Green Bay TE Mercedes Lewis' time with the Jaguars... Lewis spent two seasons (2004-05) with Vikings special teams coordinator Ryan Ficken at UCLA...Lewis was teammates at UCLA with Vikings offensive line coach Phil Rauscher...Polamalu coached at UCLA while Green Bay DL Kenny Clark played for the Bruins (2014-15)...Vikings assistant offensive line coach Ben Steele played TE for the Packers for two seasons (2004-05)...Vikings defensive quality control/assistant defensive line coach Imarjaye Albury Sr. briefly spent time with the Green Bay Packers in 2017 at rookie minicamp.

NFL Regular-Season Rank

Record Offense Defense

at New Orleans Saints	(7-8)	31	12
Detroit Lions	(2-12-1)	23	27
at San Francisco 49ers	(8-7)	10	4
at Minnesota Vikings	(7-8)	9	29
Pittsburgh Steelers	(7-7-1)	22	26
Cincinnati Bengals	(9-6)	12	17
Chicago Bears	(5-10)	26t	9
Washington Football Team	(6-9)	20	28
Seattle Seahawks	(5-10)	29	31
at Arizona Cardinals	(10-5)	8	8
at Kansas City Chiefs	(11-4)	3	21
Los Angeles Rams	(10-4)	7	16
at Baltimore Ravens	(8-7)	5	25
Cleveland Browns	(7-8)	16	7

A LOOK AT THE SCHEDULE

The Green Bay Packers' 2021 NFL schedule features 17 regular-season games and three preseason games. It is highlighted by five prime-time contests (subject to flexible scheduling) on the original schedule for the eighth straight year (2014-21).

- ▶ Entering 2021, Green Bay had the fourth-highest strength of schedule (.542, 147-124-1) and leads the league with the most games (10) against 2020 playoff teams. The Packers face 10 teams who had a .500-or-better record in 2020, tied for the third most in the league.
- ▶ The Packers opened the season at the New Orleans Saints, marking the third straight year and the seventh time in the last nine seasons that Green Bay had started the season on the road.
- ▶ Week 2 brought a division opponent at home for the fourth consecutive season, and for the second straight year it was the Detroit Lions. The game was on *Monday Night Football* and was the first of three home prime-time games against division opponents.
- ▶ The Packers went back on the road in Week 3 as they traveled to face the San Francisco 49ers on a Sunday night, marking the fourth consecutive season Green Bay faced the 49ers in a prime-time contest and the third consecutive year on the road.

- ▶ Over the next two weeks, Green Bay played the first of two back-to-backs against the AFC North. The Packers welcomed the Pittsburgh Steelers to Lambeau Field in Week 4 and will traveled to Cincinnati to take on the Bengals in Week 5. The Cincinnati game was the first of four road contests in five weeks for the Packers.
- ▶ Week 6 brought a return to division play as Green Bay went to Chicago to face the Bears.
- ▶ The Packers returned to Lambeau for a Week 7 contest against the Washington Football Team before back-to-back road trips.
- ▶ The Packers visited the Arizona Cardinals on a Thursday night in Week 8 to finish an October slate that saw them play five games for the first time since 2010, and then took a trip to Kansas City to play the Chiefs in Week 9.
- ▶ Green Bay plays six of its final eight regular-season games against the NFC and it started with the Seattle Seahawks in Week 10 at home.
- ▶ After a trip to play the Minnesota Vikings in Week 11, Green Bay finishes the regular season with four of its last six games at home for the second straight year and the fourth time since 1940 (1969, 1977).
- ▶ Green Bay hosted the Los Angeles Rams before a Week 13 bye, marking the seventh straight season the Packers played at home heading into their bye week. It was the latest bye ever for Green Bay, and it was the fourth time since 1990 that the Packers have had a bye in Week 10 or later (Week 11 in 2019, Week 10 in 2012 and 2010). It is the first time since 2017 that Green Bay plays at home heading into the bye and coming out of the bye.
- ▶ The matchup versus Chicago on Sunday night in Week 14 marked the 16th consecutive regular season that the Packers and Bears have squared off in a prime-time game.
- ▶ In Weeks 15-16, Green Bay finished off its slate against the AFC North with a trip to face the Baltimore Ravens and then a home game on Christmas Day against the Cleveland Browns. It was just the third time the Packers played on Christmas, having hosted the Bears in 2005 and 2011.
- ▶ Green Bay will end the regular season with back-to-back NFC North games for the fourth time in the last six seasons.
- ▶ The Packers' last regular-season home game is slated for a Sunday night versus the Vikings in Week 17.
- ▶ For the fourth time in the last six years, Green Bay will end the regular season in Detroit. The game at the Lions is scheduled for Sunday, but the league schedule does not list Saturday games or a Sunday night game in Week 18, and three games with playoff implications will be moved to those time slots no later than six days prior to January 9.

BRIAN GUTEKUNST INTERVIEWS

- ▶ One-on-one interviews with Gutekunst should be arranged through Jason Wahlers (920-569-7210).

MATT LaFLEUR PRESS CONFERENCES

- ▶ During the regular season, LaFleur generally will be available in-person to a limited number of media and via Zoom on Monday, Wednesday, Thursday, Friday and after games.
- ▶ One-on-one interviews with LaFleur should be arranged through Jason Wahlers (920-569-7210).

PLAYER INTERVIEWS

- ▶ During the regular season, players will be available in-person to a limited number of media and via Zoom generally on Monday, Wednesday, Thursday, Friday and following games.
- ▶ All interviews with players on the practice squad or injured reserve need to be requested and approved through the communications department.
- ▶ At the conclusion of all games, players will be made available via following the NFL's standard "cooling-off" period.
- ▶ Any requests to interview players other than on the aforementioned days should be directed to a member of the Packers' communications department.

ASSISTANT COACH AVAILABILITY

- ▶ Coordinators – Nathaniel Hackett (offense), Joe Barry (defense) and Maurice Drayton (special teams) – will continue to serve as primary spokesmen in their respective areas.
- ▶ During the regular season, coordinators will be available in-person to a limited number of media and via Zoom once a week. Position coaches generally will be available in-person and via Zoom every week with offensive and defensive assistant alternating weeks. Specific availability will be included in our weekly advisory.
- ▶ Following games, LaFleur will be the only coach available to the media.
- ▶ Position coaches are available for questions on specific players and their position group only. Broader interview topics need to be directed to the respective coordinators.
- ▶ No assistant coach should be contacted directly by telephone (at his desk, home or on his cell phone), or by email. All interviews must be arranged through the communications department.
- ▶ Sarah Quick (920-569-7213) serves as the primary contact for assistant coaches. In her absence, feel free to contact another member of the communications staff.

PRACTICE ACCESS, PHOTOGRAPHY AND SOCIAL-MEDIA GUIDELINES

- ▶ During the regular season, practices will be open to 2M and 3-OA media who regularly cover the team for designated periods during the beginning of each session, similar to previous seasons. Also as in prior years, photo/video opportunities will be limited to the beginning portions of practice.
- ▶ The team reserves the right to limit photography/video to certain periods for competitive reasons. This restriction applies to both training-camp and regular-season practices.
- ▶ During practice periods in which B-roll and still photography are NOT permitted, the media may not utilize camera phones, either. The communications staff will alert the media of the permissible "shooting" periods before and during each practice.
- ▶ Video of practice or Zoom press conferences by an individual or media outlet can be posted on social-media sites in compliance with the NFL online-content policy.
- ▶ No live-streaming or live broadcast of practice or Zoom

press conferences is permitted by an individual or media outlet at any time on any platform.

- ▶ NO entries about specific schemes, personnel groupings or anything that might be related in any way to game planning. If you have ANY questions about this, please ask a member of the Packers' communications staff before posting.
- ▶ NO entries regarding "football communications," including specific exchanges between coaches and players that might be overheard. Acknowledgement that the conversation occurred is acceptable, but we ask that the details of the conversation be withheld.
- ▶ NO detailed speculation as to the potential nature or severity of an injury until LaFleur has addressed it following practice. Once again, acknowledging that an injury occurred and providing general details (i.e., "right leg ..." or "left wrist ...") is permitted, but anything beyond that would be purely speculative and possibly inaccurate.
- ▶ Photographers (video and still) are asked to avoid filming, photographing, printing and/or airing any shots of any injury situation, while the injury occurs, while trainers attend to/treat the injured player, and while the player is leaving the field, either on his own or with aid. This includes minor injuries. The team will allow shots of players after they've been treated. For instance, cameras are allowed to shoot a player on the sideline with ice on his knee, after trainers have left. However, cameras are not allowed to film a player on crutches, either on the field or in the locker room. If outlets choose not to respect this policy – or any other policy – the team will have no choice but to consider limiting access to the field and/or locker room.

ONLINE-CONTENT POLICY

- ▶ Accredited Organizations may supplement its traditional media distribution platform (e.g., newspaper, television, radio) with other new media distribution platforms that it controls (e.g., websites, official social media accounts, applications, podcasts), provided that, with respect to such new media distribution platforms: (i) any use of film or video or digital still images is limited to a reasonable amount or number (as applicable), and used only to illustrate or support news and editorial coverage of the Game or Event (as opposed to use in connection with or on commercial products (e.g., apparel, posters, commemorative programs, or other types of souvenir or other merchandise, or sponsored content) purposes; (ii) any use of film or video or digital still images is not used to create Simulated Video of game action; (iii) no video of game action is used (except that, if the Accredited Organization is a television broadcaster, Game or Event highlights may be shown as part of a single, non-archived, online "simulcast" of any regularly scheduled television news programming the Accredited Organization may broadcast, provided it adheres to the limits on such broadcasts set forth below); and (iv) use of non-game audio and video content obtained as a result of credentialed card access (e.g., press conferences, training camp, practice and/or interviews at NFL venues or events): (1) must be limited to 90 seconds maximum per day (180 seconds maximum -- 90 seconds per Member Club -- in two-Member Club markets), (2) may not be posted or streamed "live" or in real time in any form or medium and may not be archived (i.e., made available for on-demand public access for more than 24 hours after posting, etc.), (3) may appear only in an editorial context (i.e., no sponsorship, merchandising or advertising integrated with or around the content, including digital advertising, etc.), and (4) must be accompanied by links back to NFL.com and to the applicable Member Club's web site.

INJURY INFORMATION

- ▶ All injury information will be issued by Head Coach Matt LaFleur. Please do not address injury questions to another coach or staff member.

CELL PHONES

- ▶ The team does not tolerate cell-phone distractions at practice. Please set all phones to off or vibrate. Phone conversations are strongly discouraged, but if necessary, should be conducted well away from the field.

POOL REPORTER

- ▶ As assigned by the Professional Football Writers of America (PFWA), the Green Bay pool reporter for the 2021 season is Rob Demovsky of ESPN.com. Pete Dougherty of the *Green Bay Press-Gazette* is the alternate.

MISCELLANEOUS

- ▶ All items brought to practice (cameras, bags, tripods, equipment, etc.) should be stored against the wall, away from the field, for safety reasons.
- ▶ Food is not allowed during practice.
- ▶ Any equipment not stored should be held at all times; when avoiding oncoming action, it is important that anything in your possession moves as you move.
- ▶ No players or coaches may be actively engaged in conversation or interviewed while practice is in progress.

CREDENTIALS

- ▶ All credential requests may be requested through Sarah Quick, assistant director of communications, via email: quicks@packers.com. Credentials will not be mailed, unless the requesting outlet provides a Federal Express or UPS number, and if scheduled in advance, should be picked up in person at the Packers' corporate offices, located in the Lambeau Field Atrium. Credentials not obtained prior to gameday will be left at Media Will Call on the south side of the stadium near the South Gate. Media Will Call opens three hours prior to kickoff.

PHOTO CREDENTIALS

- ▶ Photo credentials will not be issued to freelance photographers unless on a specific assignment from an accredited organization. Credentials are not provided to "grips" due to space limitations.

GAME-CREDENTIAL DEADLINES

- ▶ Following are credential application deadlines for the Packers' regular-season games. All written requests should be directed to Sarah Quick via email at quicks@packers.com.
- ▶ vs. Minnesota – Wednesday, Dec. 29, by 5 p.m.
- ▶ at Detroit – Monday, Jan. 3, by 10 a.m.

PACKERS IN WEEKLY 2021 TEAM RANKINGS

After Week Opp.	NFL Offense			NFL Defense		
	Total	Rush	Pass	Total	Rush	Pass
1 @NO (Jax.)	32	32	26	9t	30	3
2 DET	29	28	27	10	29	7
3 @SF	26	30	22	9	16	9
4 PIT	25	24	24	6	12	8
5 @CIN	22	21	16t	6	11	10
6 @CHI	23	17t	21	5	13	4
7 WAS	24	19	18	7	22	6
8 @ARI	22	17	22	7	17	6
9 @KC	22	18	22	5	16	7
10 SEA	20	19	19	3	13	3
11 @MIN	18	20	13	7	12	7
12 LAR	15	21	10	7	8	9
13 BYE	15	21	9	7	8	9
14 CHI	13	20	9	6	9	9
15 @BAL	13	21	9	8	11	9
16 CLE	15	21	11	11	18	10
GB in 2020	5	8	9	9	13t	7
GB in 2019	18	15	17	18	23	14
GB in 2018	12	22	9	18	22	12
GB in 2017	26	17	25	22	17	23
GB in 2016	8	20	7	22	8	31
GB in 2015	23	12	25t	15	21	6
GB in 2014	6	11	8	15	23	10
GB in 2013	3	7	6	25	25	24
GB in 2012	13	20	9	11	17	11
GB in 2011	3	27	3	32	14	32
GB in 2010	9	24	5	5	18	5
GB in 2009	6	14	7	2	1	5
GB in 2008	8	17	8	20	26	12
GB in 2007	2	21	2	11	14	12
GB in 2006	9	23	8	12	13	17
GB in 2005	18	30	7	7	23	1
GB in 2004	3	10	3	25	14	25
GB in 2003	4	3	16	17	10	23
GB in 2002	12	12	10	12	21	3
GB in 2001	6	21	3	12	16	15
GB in 2000	15	23	8	15	8	19
GB in 1999	9	21	7	19	22	18
GB in 1998	5	25	3	4	4	10
GB in 1997	4	12	3	7	20	8
GB in 1996	5	11	5	1	4	1
GB in 1995	7	26	3	14	7	21
GB in 1994	9	19	9	6	3	15
GB in 1993	19	22	18	2	8	7
GB in 1992	15	21	9	23	16	23

CONSECUTIVE-SELLOUT STREAK

Due to health and safety concerns, the Packers made the decision to first not have fans at home games and then to sell a limited number tickets to a few home games in 2020 due to the pandemic, which put a pause to the franchise's sellout streak. The Packers are happy to welcome back full crowds this season and after Week 16 against the Cleveland Browns, the sellout streak moved to 356 regular-season games (not including replacement games).

- ▶ The league's longest-tenured stadium, Lambeau Field is hosting its 65th season of football in 2021. For the victory over Seattle in the Divisional round of the 2019 playoffs, 78,998 Packers fans filled Lambeau Field for the second-highest paid attendance in stadium history (79,704 in the Divisional round of the 2014 playoffs versus Dallas).
- ▶ Across American professional sports, only Boston's Fenway Park (1912) and Chicago's Wrigley Field (1914) have longer tenures.

AARON JONES NOMINATED FOR WPMOY

The Packers announced that RB **Aaron Jones** has been named the team nominee for the NFL's Walter Payton Man of the Year Award. Considered one of the league's most prestigious honors, the award recognizes an NFL player for outstanding community service activities off the field, as well as excellence on the field.

Jones has been a constant presence in the community dating back to his time in high school and college, and especially since coming to Green Bay in 2017. In his five years with the Packers, Jones has jumped at every opportunity to take part in community events. Having grown up with two parents in the U.S. Army, causes affiliated with the military are particularly important to him. During his time in Green Bay, he's been a big part of the Packers' Salute to Service efforts, from sending videos to veterans to speaking to youth at military academies and taking part in events like the team's Huddle for Heroes aimed at honoring veterans. He's visited service members in the hospital and visited military bases, including Fort Bliss in his native El Paso. He

was nominated for the NFL Salute to Service Award in 2018 for his dedication to saluting those who serve the country.

Jones also has been involved with numerous programs and charities that benefit kids. He has attended a variety of events at the Boys & Girls Club, both in Green Bay and in Milwaukee, and he hosts football camps during the off-season in El Paso and Wisconsin. Jones also has a special connection with kids battling illnesses, including cancer. He frequently visits children in the hospital or those who are facing health issues, whether in person or over video chat, and has highlighted them and their courage through the My Cause My Cleats campaign.

He has taken his community involvement to the next level in the last year by launching the A&A All the Way Foundation with his twin brother, Alvin. The A&A All the Way Foundation is dedicated to making an impact in the lives of children through charitable giving and action, and it executes events that inspire, educate and promote unity and diversity across multiple communities. The Foundation helps address children's basic needs, providing opportunities for recreation and fitness, and supporting children in military families. Through the Foundation, Jones has done turkey giveaways for needy families in both El Paso and Green Bay, run football camps for kids and given bikes away to students. He has also extended his Yards for Shoes campaign, which donates a pair of shoes to children at Boys & Girls Clubs throughout Wisconsin for every rushing yard he gains this season up to 1,000 yards. The Foundation also includes the Freedom Is Campaign, which just launched in 2021 and focuses on honoring military families each month by raising funds to provide joy-filled experiences to children who have parents serving in the military, such as a trip to the zoo or a family movie night.

The 2021 Walter Payton NFL Man of the Year will be announced during NFL Honors, a primetime awards special to air the Thursday before Super Bowl LVI, on ABC. All 32 nominees will receive up to a \$40,000 donation in their name to their charity of choice. The winner of the Walter Payton NFL Man of the Year award will receive a \$250,000 donation to the charity of his choice.

PRONUNCIATION GUIDE

PLAYERS	
Jaire Alexander	ji-air
Adrian Amos	AY-miss
David Bakhtiari	bock-tee-R-ee
Corey Bojorquez	buh-HOR-kez
De'Vondre Campbell	duh-VONN-dray
Josiah Deguara	duh-gwa-rah
Rasul Douglas	rah-sool
Kabion Ento	kay-be-on N-toe
Tipa Galeai	tee-puh nah-lee-eye
Elgton Jenkins	EL-ton
Peter Kalambayi	CAL-am-BYE-ee
Bronson Kaufusi	cow-FOO-see
Kingsley Keke	kee-kee
Allen Lazard	luh-ZARD
Whitney Mercilus	MER-sih-liss
Yosh Nijman	rhymes with Josh NY-man
Za'Darius Smith	zuh-DAIR-ee-us
Equanimeous St. Brown	eck-wah-nihm-ee-ous
Chandon Sullivan	CHAN-din
Robert Tonyan	TUN-yin
Marquez Valdes-Scantling	mar-KWEZ
Juwann Winfree	juh-WANN
Steven Wirtel	wur-TELL
COACHES/FRONT OFFICE	
Wendel Davis	WEN-del
Ryan Downard	DOWN-erd
Brian Gutekunst	GOO-tuh-kunst
Matt LaFleur	la-flew-er
Mark Lovat	luh-VOTT
Ryan Mahaffey	muh-haff-ee
Ruvell Martin	ROO-vell
Kirk Olivadotti	ah-luh-vuh-DOT-ee
Justin Outten	OW-ten
Adam Stenavich	STEN-uh-vitch
Rayna Stewart	ruh-NAY

ROSTER/ALPHABETICAL

NO.	NAME	POS	HT	WT	DOB	EXP	COLLEGE	HOMETOWN	HOW ACC
17	Adams, Davante	WR	6-1	215	12/24/1992	8	Fresno State	Palo Alto, Calif.	D2-14
31	Amos, Adrian	S	6-0	214	4/29/1993	7	Penn State	Baltimore, Md.	UFA (Chi.)-19
69	Bakhtlari, David	T	6-4	310	9/30/1991	9	Colorado	San Mateo, Calif.	D4a-13
51	Barnes, Kryss	LB	6-2	229	4/2/1998	2	UCLA	Bakersfield, Calif.	FA-20
41	Black, Henry	S	6-0	204	1/3/1997	2	Baylor	Shreveport, La.	FA-20
7	Bojorquez, Corey	P	6-0	217	9/13/1996	4	New Mexico	Lakewood, Calif.	T-21 (LAR)
59	Campbell, De Vondre	LB	6-3	232	7/1/1993	6	Minnesota	Fort Myers, Fla.	FA-21
97	Clark, Kenny	DL	6-3	314	10/4/1995	15	UCLA	Rialto, Calif.	D1-16
2	Crosby, Mason	K	6-1	207	9/3/1984	15	Colorado	Georgetown, Texas	D6c-07
49	Dalney, Dominique	TE	6-2	243	6/3/1997	1	Indiana State	West Des Moines, Iowa	FA-20
30	Davis, Shawn	S	5-11	202	12/24/1998	1	Florida	Miami, Fla.	FA-21
84	Davis, Tyler	TE	6-4	252	4/2/1997	2	Georgia Tech	North Bellmore, N.Y.	FA-21 (PS-Ind)
81	Dequara, Josiah	TE	6-2	238	2/14/1997	2	Cincinnati	Folsom, Calif.	D3-20
28	Dillon, A.J.	RB	6-0	247	5/2/1998	2	Boston College	Groton, Mass.	D2-20
29	Douglas, Rasul	CB	6-2	209	8/29/1994	5	West Virginia	East Orange, N.J.	FA-21 (PS-Ari)
53	Garvin, Jonathan	LB	6-4	257	7/28/1999	2	Miami	Lake Worth, Fla.	D7a-10
52	Gary, Rashan	LB	6-5	277	12/3/1997	3	Michigan	Pararus, N.J.	D1a-19
67	Hanson, Jake	C	6-4	296	4/29/1997	1	Oregon	Eureka, Calif.	D6b-20
10	Heffin, Jack	DL	6-3	304	3/8/1998	7	Iowa	Prophetstown, Ill.	FA-21
33	Jones, Aaron	RB	5-9	208	12/2/1994	5	Texas-El Paso	El Paso, Texas	D5b-17
96	Keke, Kingsley	DL	6-3	288	9/26/1996	3	Texas A&M	Richmond, Texas	D5-19
79	Kelly, Dennis	T	6-8	321	1/16/1990	10	Purdue	Chicago Heights, Ill.	FA-21
95	Lancaster, Tyler	DL	6-3	313	11/4/1994	4	Northwestern	Pinefield, Ill.	FA-18
13	Lazard, Allen	WR	6-5	227	12/1/1995	3	Iowa State	Urbandale, Iowa	FA-18 (PS-Jax)
10	Love, Jordan	QB	6-4	219	11/2/1998	2	Utah State	Bakersfield, Calif.	D1-20
94	Lowry, Dean	DL	6-6	296	6/9/1994	6	Northwestern	Rockford, Ill.	D4b-16
58	McDuffie, Isaiah	LB	6-1	227	7/21/1999	9	Boston College	Buffalo, N.Y.	D6b-21
70	Newman, Royce	T/G	6-5	310	8/17/1997	8	Mississippi	Nashville, Ill.	D4-21
73	Nijman, Yosh	T	6-7	314	1/2/1996	2	Virginia Tech	Mablewood, N.J.	FA-16
62	Patrick, Lucas	G	6-3	313	7/30/1993	17	Duke	Brentwood, Tenn.	FA-19
12	Rodgers, Aaron	QB	6-2	225	12/2/1983	17	California	Chico, Calif.	D1-05
76	Runyan, Jon	G	6-4	307	8/8/1997	2	Michigan	Philadelphia, Pa.	D6a-20
26	Savage, Darnell	S	5-11	198	7/30/1997	3	Maryland	Bea, Del.	D7a-19
36	Scott, Vernon	S	6-2	202	9/1/1997	2	TCU	Arlington, Texas	D1b-20
93	Staton, T.J.	DL	6-4	330	10/3/1997	7	Florida	Pantation, Fla.	O5a-21
91	Smith, Preston	LB	6-5	265	11/7/1992	7	Mississippi State	Stone Mountain, Ga.	UFA (Was.)-19
19	St. Brown, Equanimeous	WR	6-5	214	9/30/1996	4	Notre Dame	Anaheim, Calif.	D6-18
21	Stokes, Eric	CB	6-0	194	3/1/1998	9	Georgia	Covington, Ga.	D1-21
39	Sullivan, Chandon	CB	5-11	189	8/7/1998	4	Georgia State	Winder, Ga.	FA-19
27	Taylor, Patrick	RB	6-2	217	4/29/1996	1	Memphis	Humble, Texas	FA-20
77	Turner, Billy	G/T	6-5	310	10/17/1991	8	North Dakota State	Arden Hills, Minn.	UFA (Den.)-19
88	Winfree, Juwann	WR	6-1	210	9/4/1996	2	Colorado	Englewood, N.J.	FA-20
46	Wirtel, Steven	LS	6-4	228	10/3/1997	1	Iowa State	Chicago, Ill.	FA-21
24	Yiadom, Isaac	CB	6-1	188	2/20/1996	4	Boston College	Worcester, Mass.	T-21 (NYG)

Injured Reserve (10)

23	Alexander, Jaire	CB	5-10	196	2/9/1997	4	Louisville	Charlotte, N.C.	D1-18
18	Cobb, Randall	WR	5-10	192	8/22/1990	11	Kentucky	Alcoa, Tenn.	T-21 (Hou.)
32	Hill, Kylin	RB	5-10	214	8/18/1998	8	Mississippi State	Columbus, Miss.	D7-21
74	Jenkins, Elgton	G	6-5	311	1/26/1995	3	Mississippi State	Clarksdale, Miss.	D2-19
50	Mercilus, Whitney	LB	6-4	261	7/21/1990	10	Illinois	Akron, Ohio	FA-21
71	Myers, Josh	C/G	6-5	310	7/16/1998	8	Ohio State	Miamisburg, Ohio	D2-21
56	Ramsey, Randy	LB	6-3	238	9/7/1995	2	Arkansas	Fort Lauderdale, Fla.	FA-19
55	Smith, Za Darius	LB	6-4	272	9/8/1992	7	Kentucky	Greenville, Ala.	UFA (Bal.)-19
86	Taylor, Malik	WR	6-1	220	12/21/1995	2	Ferris State	Montrose, Mich.	FA-19
85	Tonyan, Robert	TE	6-5	240	4/30/1994	4	Indiana State	McHenry, Ill.	FA-17

Practice Squad (13)

98	Anderson, Abdullah	DL	6-4	303	1/24/1996	2	Bucknell	Galloway, N.J.	FA-21
6	Berkert, Kurt	QB	6-3	218	7/17/1995	2	Virginia	Cape Coral, Fla.	FA-21
16	Blair, Chris	WR	6-2	198	10/6/1997	8	Alcorn State	Louisville, Miss.	FA-21
61	Dietzen, Jon	G/T	6-5	312	12/30/1996	8	Wisconsin	Seymour, Wis.	FA-21
48	Ento, Kabion	CB	6-1	187	1/3/1996	2	Colorado	Pine Bluff, Ark.	FA-19
38	Gaines, Innis	S	6-1	202	8/29/1998	8	TCU	Beaumont, Texas	FA-21
43	Kalambayi, Peter	LB	6-3	252	6/26/1995	4	Stanford	Matthews, N.C.	FA-21
45	Kaufusi, Bronson	TE	6-6	270	7/6/1991	3	Brigham Young	Provo, Utah	FA-21
80	Malone, Josh	WR	6-3	208	3/21/1996	3	Tennessee	Gallatin, TN	FA-21
65	Menet, Michal	C	6-4	301	8/8/1997	8	Penn State	Reading, PA	FA-21
11	Molson, JJ	K	5-11	180	4/3/1997	1	UCLA	Westmount, Quebec	FA-20
78	Van Lanen, Cole	T/G	6-4	305	4/23/1998	8	Wisconsin	Green Bay, Wis.	D6a-21
57	Wilborn, Ray	LB	6-3	230	4/1/1997	1	Ball State	Lansing, Mich.	FA-21

Practice Squad/COVID-19 (2)

54	Hamilton, La Darius	LB	6-2	261	1/18/1998	1	North Texas	Corrigan, Texas.	FA-21 (PS-TB)
99	McIntosh, RJ	DL	6-5	286	6/2/1996	4	Miami (Fla.)	Fort Lauderdale, Fla.	FA-21

Reserve/COVID-19 (10)

64	Braden, Ben	G	6-6	329	3/9/1994	2	Michigan	Rockford, Mich.	FA-20
42	Burks, Oren	LB	6-3	233	3/21/1995	4	Vanderbilt	Lorton, Va.	D3-18
40	Galeai, Tipa	LB	6-5	229	2/26/1997	1	Utah State	Euless, Texas	FA-20
22	Jean-Charles, Shemar	CB	5-10	184	6/20/1998	8	Appalachian State	Miramar, Fla.	D5b-21
20	King, Kevin	CB	6-3	200	5/5/1995	5	Washington	Oakland, Calif.	D2a-17
89	Lewis, Marcedes	TE	6-6	267	5/19/1984	16	UCLA	Long Beach, Calif.	FA-18
47	Rivers, Chauncey	LB	6-2	259	6/12/1997	1	Mississippi State	Stone Mountain, Ga.	W-21 (Bal.)
8	Rodgers, Amari	WR	5-9	212	9/23/1999	9	Clemson	Knoxville, Tenn.	D3-21
4	Summers, Ty	LB	6-1	241	12/31/1995	3	TCU	San Antonio, Texas	D7-19
83	Valdes-Scantling, Marquez	WR	6-4	206	10/10/1994	4	South Florida	St. Petersburg, Fla.	D5c-18

ROSTER/NUMERICAL

NO.	NAME	POS	HT	WT	DOB	EXP	COLLEGE	HOMETOWN	HOW ACC
7	Mason Crosby	K	6-1	207	9/3/1984	15	Colorado	Georgetown, Texas	D6c-07
2	Corey Bojorquez	P	6-0	217	9/13/1996	4	New Mexico	Lakewood, Calif.	T-21 (LAR)
10	Jordan Love	QB	6-4	219	11/2/1998	2	Utah State	Bakersfield, Calif.	D1-20
12	Aaron Rodgers	QB	6-2	225	12/2/1983	17	California	Chico, Calif.	D1-05
13	Allen Lazard	WR	6-5	227	12/11/1995	3	Iowa State	Urbandale, Iowa	FA-18 (PS-Jax.)
17	Davante Adams	WR	6-1	215	12/24/1992	8	Fresno State	Palo Alto, Calif.	D2-14
19	Equanimeous St. Brown	WR	6-5	214	9/30/1996	4	Notre Dame	Anaheim, Calif.	D6-18
21	Eric Stokes	CB	6-0	194	3/1/1999	R	Georgia	Covington, Ga.	D1-21
24	Isaac Yadom	CB	6-1	188	2/20/1996	4	Boston College	Worcester, Mass.	T-21 (NYG)
26	Darnell Savage	S	5-11	198	7/30/1997	3	Maryland	Bear, Del.	D1b-19
27	Patrick Taylor	RB	6-2	217	4/29/1998	1	Memphis	Humble, Texas	FA-20
28	AJ Dillon	RB	6-0	247	5/2/1998	2	Boston College	Groton, Mass.	D2-20
29	Rasul Douglas	CB	6-2	209	8/29/1994	5	West Virginia	East Orange, N.J.	FA-21 (PS-Ari.)
30	Shawn Davis	S	5-11	202	12/24/1998	R	Florida	Miami, Fla.	FA-21
31	Adrian Amos	S	6-0	214	4/29/1993	7	Penn State	Baltimore, Md.	UFA (Chi.)-19
33	Aaron Jones	RB	5-9	208	12/2/1994	5	Texas-El Paso	El Paso, Texas	D5b-17
36	Vernon Scott	S	6-2	202	9/1/1997	2	TCU	Arlington, Texas	D7a-20
39	Chandon Sullivan	CB	5-11	189	8/7/1996	4	Georgia State	Winder, Ga.	FA-19
41	Henry Black	S	6-0	204	1/3/1997	2	Baylor	Shreveport, La.	FA-20
46	Steven Wirtel	LS	6-4	228	10/3/1997	1	Iowa State	Chicago, Ill.	FA-21
49	Dominique Dafney	TE	6-2	243	6/3/1997	1	Indiana State	West Des Moines, Iowa	FA-20
51	Krys Barnes	LB	6-2	229	4/2/1998	2	UCLA	Bakersfield, Calif.	FA-20
52	Rashan Gary	LB	6-5	277	12/3/1997	3	Michigan	Paramus, N.J.	D1a-19
53	Jonathan Garvin	LB	6-4	257	7/28/1999	2	Miami	Lake Worth, Fla.	D7b-20
58	Isiah McDuffie	LB	6-1	227	7/21/1999	R	Boston College	Buffalo, N.Y.	D6b-21
59	De Vondrie Campbell	LB	6-3	232	7/1/1993	6	Minnesota	Fort Myers, Fla.	FA-21
62	Lucas Patrick	G	6-3	313	7/30/1993	5	Duke	Brentwood, Tenn.	FA-16
67	Jake Hanson	C	6-4	296	4/29/1997	1	Oregon	Eureka, Calif.	D6b-20
69	David Bakhtiari	T	6-4	310	9/30/1997	R	Colorado	San Mateo, Calif.	D4a-13
70	Royce Newman	T/G	6-5	310	8/17/1997	R	Mississippi	Nashville, Ill.	D4-21
73	Yosh Nijman	T	6-7	314	1/2/1996	2	Virginia Tech	Mablewood, N.J.	FA-19
76	Jon Runyan	G	6-4	307	8/8/1997	2	Michigan	Philadelphia, Pa.	D6a-20
77	Billy Turner	G/T	6-5	310	10/17/1991	8	North Dakota State	Arden Hills, Minn.	UFA (Den.)-19
79	Dennis Kelly	T	6-8	321	1/10/1997	10	Purdue	Chicago Heights, Ill.	FA-21
81	Josiah Deguara	TE	6-2	238	2/14/1997	2	Cincinnati	Folsom, Calif.	D5-20
84	Tyler Davis	TE	6-4	252	4/2/1997	2	Georgia Tech	North Bellmore, N.Y.	FA-21 (PS-Ind.)
88	Juwann Winfree	WR	6-1	210	9/4/1996	2	Colorado	Englewood, N.J.	FA-20
90	Jack Hefflin	LB	6-3	304	3/8/1998	R	Iowa	Prophetstown, Ill.	FA-21
91	Preston Smith	LB	6-5	265	11/17/1992	7	Mississippi State	Stone Mountain, Ga.	UFA (Was.)-19
93	T.J. Slaton	DL	6-4	330	10/3/1997	R	Florida	Plantation, Fla.	D5a-21
94	Dean Lowry	DL	6-6	296	6/9/1994	6	Northwestern	Rockford, Ill.	D4b-16
95	Tyler Lancaster	DL	6-3	313	11/4/1994	4	Northwestern	Plainfield, Ill.	FA-18
96	Kingsley Keke	DL	6-3	288	9/26/1996	3	Texas A&M	Richmond, Texas	D5-19
97	Kenny Clark	DL	6-3	314	10/4/1995	6	UCLA	Rialto, Calif.	D1-16

Injured Reserve (10)

18	Randall Cobb	WR	5-10	192	8/22/1990	11	Kentucky	Alcoa, Tenn.	T-21 (Hou.)
23	Jaire Alexander	CB	5-10	196	2/9/1997	4	Louisville	Charlotte, N.C.	D1-18
32	Kylin Hill	RB	5-10	214	8/18/1998	R	Mississippi State	Columbus, Miss.	D7-21
50	Whitney Mercilus	LB	6-4	261	7/21/1990	10	Illinois	Akron, Ohio	FA-21
55	Za Darius Smith	LB	6-4	272	9/8/1992	7	Kentucky	Greenville, Ala.	UFA (Bal.)-19
56	Randy Ramsey	LB	6-3	238	9/7/1995	2	Arkansas	Fort Lauderdale, Fla.	FA-19
71	Josh Myers	C/G	6-5	310	7/16/1998	R	Ohio State	Miamisburg, Ohio	D2-21
74	Elgton Jenkins	G	6-5	311	12/26/1995	3	Mississippi State	Clarksdale, Miss.	D2-19
85	Robert Tonyan	TE	6-5	240	4/30/1994	4	Indiana State	McHenry, Ill.	FA-17
86	Malik Taylor	WR	6-1	220	12/21/1995	2	Ferris State	Montrose, Mich.	FA-19

Practice Squad (13)

6	Kurt Benkert	QB	6-3	218	7/17/1995	2	Virginia	Cape Coral, Fla.	FA-21
11	JJ Molson	K	5-11	180	4/3/1997	1	UCLA	Westmount, Quebec	FA-20
16	Chris Blair	WR	6-2	198	10/6/1997	R	Alcorn State	Louisville, Miss.	FA-21
38	Innis Gaines	S	6-1	202	8/29/1998	R	TCU	Beaumont, Texas	FA-21
43	Peter Kalambayi	LB	6-3	252	6/26/1995	4	Stanford	Matthews, N.C.	FA-21
45	Bronson Kaufusi	TE	6-6	270	7/6/1991	3	Brigham Young	Provo, Utah	FA-21
48	Kablon Ento	CB	6-1	187	1/3/1996	2	Colorado	Pine Bluff, Ark.	FA-19
57	Ray Wilborn	LB	6-3	230	4/1/1997	1	Ball State	Lansing, Mich.	FA-21
61	Jon Dietzen	G/T	6-5	312	12/30/1996	R	Wisconsin	Seymour, Wis.	FA-21
65	Michal Menet	C	6-4	301	8/8/1997	R	Penn State	Reading, Pa.	FA-21
78	Cole Van Lanen	T/G	6-4	305	4/23/1998	R	Wisconsin	Green Bay, Wis.	D6a-21
80	Josh Malone	WR	6-3	208	3/21/1996	3	Tennessee	Gallatin, TN	FA-21
98	Abdullah Anderson	DL	6-4	303	1/24/1996	2	Bucknell	Galloway, N.J.	FA-21

Practice Squad/COVID-19 (2)

54	La'Darius Hamilton	DL	6-2	261	1/18/1998	1	North Texas	Corrigan, Texas.	FA-21 (PS-TB)
99	RJ McIntosh	DL	6-5	286	6/2/1996	4	Miami (Fla.)	Fort Lauderdale, Fla.	FA-21

Reserve/COVID-19 (10)

8	Amarl Rodgers	WR	5-9	212	9/23/1999	R	Clemson	Knoxville, Tenn.	D3-21
20	Kevin King	CB	6-3	200	5/5/1995	5	Washington	Oakland, Calif.	D2a-17
22	Shemar Jean-Charles	CB	5-10	184	6/20/1998	R	Appalachian State	Miramar, Fla.	D5b-21
40	Tipa Galea	LB	6-5	229	2/26/1997	1	Utah State	Eulless, Texas	FA-20
42	Oren Burks	LB	6-3	233	3/21/1995	4	Vanderbilt	Lorton, Va.	D3-18
44	Ty Summers	LB	6-1	241	12/31/1995	3	TCU	San Antonio, Texas	D7-19
47	Chauncey Rivers	LB	6-2	259	6/12/1997	1	Mississippi State	Stone Mountain, Ga.	W-21 (Bal.)
64	Ben Braden	G	6-6	329	3/9/1994	2	Michigan	Rockford, Mich.	FA-20
83	Marquez Valdes-Scantling	WR	6-4	206	10/10/1994	4	South Florida	St. Petersburg, Fla.	D5c-18
89	Mercedes Lewis	TE	6-6	267	5/19/1984	16	UCLA	Long Beach, Calif.	FA-18

ROSTER/POSITIONAL

NO.	NAME	POS.	HT.	WT.	AGE	EXP.	COLLEGE	HOMETOWN	HOW ACQ.
QUARTERBACKS (2)									
10	Jordan Love	QB	6-4	219	23	2	Utah State	Bakersfield, Calif.	D1-20
12	Aaron Rodgers	QB	6-2	225	38	17	California	Chico, Calif.	D1-05
RUNNING BACKS (3)									
27	Patrick Taylor	RB	6-2	217	23	1	Memphis	Humble, Texas	FA-20
28	AJ Dillon	RB	6-0	247	23	2	Boston College	Groton, Mass.	D2-20
33	Aaron Jones	RB	5-9	208	27	5	Texas-El Paso	El Paso, Texas	D5b-17
WIDE RECEIVERS (4)									
13	Allen Lazard	WR	6-5	227	26	3	Iowa State	Urbandale, Iowa	FA-18 (PS-Jax.)
17	Davante Adams	WR	6-1	215	29	8	Fresno State	Palo Alto, Calif.	D2-14
19	Equanimeous St. Brown	WR	6-5	214	25	4	Notre Dame	Anaheim, Calif.	D6-18
88	Juwann Winfree	WR	6-1	210	25	2	Colorado	Englewood, N.J.	FA-20
TIGHT ENDS (3)									
49	Dominique Dafney	TE	6-2	243	24	1	Indiana State	West Des Moines, Iowa	FA-20
81	Josiah Deguara	TE	6-2	238	24	2	Cincinnati	Folsom, Calif.	D3-20
84	Tyler Davis	TE	6-4	252	24	2	Georgia Tech	North Bellmore, N.Y.	FA-21 (PS-Ind.)
OFFENSIVE LINE (8)									
62	Lucas Patrick	G	6-3	313	28	5	Duke	Brentwood, Tenn.	FA-16
67	Jake Hanson	C	6-4	296	24	1	Oregon	Eureka, Calif.	D6b-20
69	David Bakhtiari	T	6-4	310	30	9	Colorado	San Mateo, Calif.	D4a-13
70	Royce Newman	T/G	6-5	310	24	R	Mississippi	Nashville, Ill.	D4-21
73	Yosh Nijman	T	6-7	314	25	2	Virginia Tech	Maplewood, N.J.	FA-19
76	Jon Runyan	G	6-4	307	24	2	Michigan	Philadelphia, Pa.	D6a-20
77	Billy Turner	G/T	6-5	310	30	8	North Dakota State	Arden Hills, Minn.	UFA (Den.)-19
79	Dennis Kelly	T	6-8	321	31	10	Purdue	Chicago Heights, Ill.	FA-21
LINEBACKERS (6)									
51	Krys Barnes	LB	6-2	229	23	2	UCLA	Bakersfield, Calif.	FA-20
52	Rashan Gary	LB	6-5	277	24	3	Michigan	Paramus, N.J.	D1a-19
53	Jonathan Garvin	LB	6-4	257	22	2	Miami	Lake Worth, Fla.	D7b-20
58	Isaiah McDuffie	LB	6-1	227	22	R	Boston College	Buffalo, N.Y.	D6b-21
59	De Vondre Campbell	LB	6-3	232	28	6	Minnesota	Fort Myers, Fla.	FA-21
91	Preston Smith	LB	6-5	265	29	7	Mississippi State	Stone Mountain, Ga.	UFA (Was.)-19
DEFENSIVE BACKS (9)									
21	Eric Stokes	CB	6-0	194	22	R	Georgia	Covington, Ga.	D1-21
24	Isaac Yiadom	CB	6-1	188	25	4	Boston College	Worcester, Mass.	T-21 (NYG)
26	Darnell Savage	S	5-11	198	24	3	Maryland	Bear, Del.	D1b-19
29	Rasul Douglas	CB	6-2	209	27	5	West Virginia	East Orange, N.J.	FA-21 (PS-Ari.)
30	Shawn Davis	S	5-11	202	23	R	Florida	Miami, Fla.	FA-21
31	Adrian Amos	S	6-0	214	28	7	Penn State	Baltimore, Md.	UFA (Chi.)-19
36	Vernon Scott	S	6-2	202	24	2	TCU	Arlington, Texas	D7a-20
39	Chandon Sullivan	CB	5-11	189	25	4	Georgia State	Winder, Ga.	FA-19
41	Henry Black	S	6-0	204	24	2	Baylor	Shreveport, La.	FA-20
DEFENSIVE LINE (6)									
90	Jack Heflin	DL	6-3	304	23	R	Iowa	Prophetstown, Ill.	FA-21
93	T.J. Slaton	DL	6-4	330	24	R	Florida	Plantation, Fla.	D5a-21
94	Dean Lowry	DL	6-6	296	27	6	Northwestern	Rockford, Ill.	D4b-16
95	Tyler Lancaster	DL	6-3	313	27	4	Northwestern	Plainfield, Ill.	FA-18
96	Kingsley Keke	DL	6-3	288	25	3	Texas A&M	Richmond, Texas	D5-19
97	Kenny Clark	DL	6-3	314	26	6	UCLA	Rialto, Calif.	D1-16
SPECIALISTS (3)									
2	Mason Crosby	K	6-1	207	37	15	Colorado	Georgetown, Texas	D6c-07
7	Corey Bojorquez	P	6-0	217	25	4	New Mexico	Lakewood, Calif.	T-21 (LAR)
46	Steven Wirtel	LS	6-4	228	24	1	Iowa State	Chicago, Ill.	FA-21

ROSTER/HOW BUILT

YEAR	DRAFTEES (22)	FREE AGENTS (11)	COLLEGE FREE AGENTS (7)	TRADES/WAIVERS (2)	PRACTICE SQUAD (1)
2005	QB A. Rodgers (1)				
2007	K M. Crosby (6c)				
2013	T D. Bakhtiari (4a)				
2014	WR D. Adams (2)				
2016	DL K. Clark (1) DL D. Lowry (4b)		G L. Patrick (FA-16)		
2017	RB A. Jones (5b)				
2018	WR E. St. Brown (6)		DL T. Lancaster (FA-18)		WR A. Lazard (FA-18 PS-Jax.)
2019	LB R. Gary (1a) S D. Savage (1b) DL K. Keke (5)	S A. Amos (UFA Chi. -19) LB P. Smith (UFA Was. -19) CB C. Sullivan (FA-19) G/T B. Turner (UFA Den. -19)	T Y. Nijman (FA-19)		
2020	QB J. Love (1) RB A. Dillon (2) TE J. Deguara (3) G J. Runyan (6a) C J. Hanson (6b) S V. Scott (7a) LB J. Garvin (7b)	TE D. Dafney (FA-20) WR J. Winfree (FA-20)	LB K. Barnes (FA-20) S H. Black (FA-20) RB P. Taylor (FA-20)		
2021	CB E. Stokes (1) T/G R. Newman (4) DL T. Slaton (5a) LB I. McDuffie (6b)	LB D. Campbell (FA-21) S S. Davis (FA-21) TE T. Davis (FA-21 PS-Ind.) CB R. Douglas (FA-21 PS-Ari.) T D. Kelly (FA-21)	DL J. Heflin (FA-21)	P C. Bojorquez (T-21 LAR) CB I. Yadom (T-21 NYG)	

DEPTH CHART

Unofficial, Dec. 28, 2021

OFFENSE

WR:	17	Davante Adams	19	Equanimeous St. Brown	
LT:	73	Yosh Nijman	79	Dennis Kelly	
LG:	76	Jon Runyan			
C:	62	Lucas Patrick	67	Jake Hanson	
RG:	<u>70</u>	<u>Royce Newman</u>			
RT:	77	Billy Turner	79	Dennis Kelly	
TE:	49	Dominique Dafney			
TE:	81	Josiah Deguara	84	Tyler Davis	
WR:	13	Allen Lazard	88	Juwann Winfree	
QB:	12	Aaron Rodgers	10	Jordan Love	
RB:	33	Aaron Jones	28	AJ Dillon	27 Patrick Taylor

DEFENSE

DE:	94	Dean Lowry	95	Tyler Lancaster	
NT:	97	Kenny Clark	<u>93</u>	<u>T.J. Slaton</u>	
DE:	96	Kingsley Keke	<u>90</u>	<u>Jack Heflin</u>	
OLB:	91	Preston Smith	53	Jonathan Garvin	
ILB:	51	Krys Barnes			
ILB:	59	De'Vondre Campbell	<u>58</u>	<u>Isaiah McDuffie</u>	
OLB:	52	Rashan Gary	53	Jonathan Garvin	
CB:	29	Rasul Douglas	39	Chandon Sullivan	
CB:	<u>21</u>	<u>Eric Stokes</u>	24	Isaac Yiadom	
S:	31	Adrian Amos	36	Vernon Scott	<u>30</u> <u>Shawn Davis</u>
S:	26	Darnell Savage	41	Henry Black	

SPECIAL TEAMS

K:	2	Mason Crosby
P:	7	Corey Bojorquez
H:	7	Corey Bojorquez
PR:	39	Chandon Sullivan
KR:	39	Chandon Sullivan
LS:	46	Steven Wirtel

Rookies are underlined

COACH LOCATIONS AT LAMBEAU FIELD

► **Coaches' Box:** Luke Butkus (assistant offensive line), Wendel Davis (defensive quality control), Ryan Downard (assistant defensive backs), John Dunn (senior analyst), Nathaniel Hackett (offensive coordinator), Justin Hood (defensive quality control), Connor Lewis (special teams assistant/game management specialist), Ryan Mahafey (offensive quality control) and Tim Zetts (offensive quality control).

► **Sideline:** Joe Barry (defensive coordinator), Maurice Drayton (special teams coordinator), Chris Gizzi (strength & conditioning coordinator), Luke Getsy (quarterbacks/passing game coordinator), Jerry Gray (defensive backs/passing game coordinator), Ruvell Martin (coaching assistant - minority fellowship), Jerry Montgomery (defensive line), Kirk Olivadotti (inside linebackers), Justin Outten (tight ends), Ben Sirmans (running backs), Mike Smith (outside linebackers), Adam Stenavich (offensive line/run game coordinator), Jason Vrable (wide receivers) and Rayna Stewart (assistant special teams).

*Locations may vary in away stadiums

GAME-BY-GAME STARTERS

2021 REGULAR SEASON

OFFENSE

DATE	OPPONENT	WR	LT	LG	C	RG	RT	TE	WR	WR	QB	RB	TE
9/12	at New Orleans	A. Lazard	E. Jenkins	L. Patrick	<u>J. Myers</u>	<u>R. Newman</u>	B. Turner	M. Lewis	M. Valdes-Scantling	D. Adams	A. Rodgers	A. Jones	--
9/20	Detroit	D. Adams	E. Jenkins	J. Runyan	<u>J. Myers</u>	<u>R. Newman</u>	B. Turner	M. Lewis	M. Valdes-Scantling	A. Lazard	A. Rodgers	A. Jones	--
9/26	at San Francisco	D. Adams	Y. Nijman	J. Runyan	<u>J. Myers</u>	<u>R. Newman</u>	B. Turner	M. Lewis	M. Valdes-Scantling	--	A. Rodgers	A. Jones	R. Tonyan
10/3	Pittsburgh	D. Adams	Y. Nijman	J. Runyan	<u>J. Myers</u>	<u>R. Newman</u>	B. Turner	M. Lewis	A. Lazard	--	A. Rodgers	A. Jones	R. Tonyan
10/10	at Cincinnati	D. Adams	Y. Nijman	J. Runyan	L. Patrick	<u>R. Newman</u>	B. Turner	M. Lewis	A. Lazard	--	A. Rodgers	A. Jones	R. Tonyan
10/17	at Chicago	D. Adams	E. Jenkins	J. Runyan	<u>J. Myers</u>	<u>R. Newman</u>	B. Turner	M. Lewis	A. Lazard	--	A. Rodgers	A. Jones	R. Tonyan
10/24	Washington	D. Adams	E. Jenkins	J. Runyan	L. Patrick	<u>R. Newman</u>	B. Turner	M. Lewis	A. Lazard	--	A. Rodgers	A. Jones	R. Tonyan
10/28	at Arizona	E. St. Brown	E. Jenkins	J. Runyan	L. Patrick	<u>R. Newman</u>	B. Turner	M. Lewis	R. Cobb	<u>A. Rodgers</u>	A. Rodgers	A. Jones	--
11/7	at Kansas City	D. Adams	E. Jenkins	J. Runyan	L. Patrick	<u>R. Newman</u>	B. Turner	M. Lewis	A. Lazard	--	J. Love	A. Jones	D. Dufney
11/14	Seattle	D. Adams	E. Jenkins	J. Runyan	L. Patrick	<u>R. Newman</u>	B. Turner	M. Lewis	A. Lazard	R. Cobb	A. Rodgers	A. Jones	--
11/21	at Minnesota	D. Adams	E. Jenkins	J. Runyan	L. Patrick	<u>R. Newman</u>	B. Turner	M. Lewis	R. Cobb	M. Valdes-Scantling	A. Rodgers	A. Dillon	--
11/28	L.A. Rams	D. Adams	Y. Nijman	J. Runyan	L. Patrick	<u>R. Newman</u>	B. Turner	M. Lewis	M. Valdes-Scantling	--	A. Rodgers	A. Jones	D. Dufney
12/12	Chicago	D. Adams	Y. Nijman	J. Runyan	L. Patrick	<u>R. Newman</u>	B. Turner	M. Lewis	M. Valdes-Scantling	A. Lazard	A. Rodgers	A. Jones	--
12/19	at Baltimore	D. Adams	Y. Nijman	J. Runyan	L. Patrick	<u>R. Newman</u>	D. Kelly	M. Lewis	A. Lazard	--	A. Rodgers	A. Jones	J. Deguara
12/25	Cleveland	D. Adams	Y. Nijman	J. Runyan	L. Patrick	<u>R. Newman</u>	D. Kelly	M. Lewis	A. Lazard	E. St. Brown	A. Rodgers	A. Jones	--
1/2	Minnesota	--	--	--	--	--	--	--	--	--	--	--	--
1/9	at Detroit	--	--	--	--	--	--	--	--	--	--	--	--

2021 REGULAR SEASON

DEFENSE

DATE	OPPONENT	DE	NT	DE	OLB	OLB	ILB	ILB	CB	CB	S	S	CB
9/12	at New Orleans	K. Keke	K. Clark	D. Lowry	P. Smith	R. Gary	K. Barnes	D. Campbell	J. Alexander	K. King	A. Amos	D. Savage	--
9/20	Detroit	D. Lowry	K. Clark	K. Keke	P. Smith	R. Gary	K. Barnes	D. Campbell	J. Alexander	K. King	A. Amos	D. Savage	--
9/26	at San Francisco	D. Lowry	K. Clark	K. Keke	P. Smith	R. Gary	K. Barnes	D. Campbell	J. Alexander	<u>E. Stokes</u>	A. Amos	D. Savage	--
10/3	Pittsburgh	D. Lowry	K. Clark	K. Keke	P. Smith	R. Gary	--	D. Campbell	J. Alexander	<u>E. Stokes</u>	A. Amos	D. Savage	C. Sullivan
10/10	at Cincinnati	D. Lowry	K. Clark	--	P. Smith	R. Gary	O. Burks	D. Campbell	<u>E. Stokes</u>	K. King	A. Amos	D. Savage	C. Sullivan
10/17	at Chicago	D. Lowry	K. Clark	K. Keke	P. Smith	R. Gary	K. Barnes	D. Campbell	<u>E. Stokes</u>	I. Yiadom	A. Amos	D. Savage	--
10/24	Washington	D. Lowry	K. Clark	K. Keke	--	R. Gary	O. Burks	D. Campbell	<u>E. Stokes</u>	R. Douglas	A. Amos	D. Savage	C. Sullivan
10/28	at Arizona	D. Lowry	K. Clark	--	P. Smith	R. Gary	K. Barnes	D. Campbell	<u>E. Stokes</u>	R. Douglas	A. Amos	D. Savage	C. Sullivan
11/7	at Kansas City	D. Lowry	K. Clark	--	P. Smith	R. Gary	K. Barnes	D. Campbell	K. King	R. Douglas	A. Amos	D. Savage	C. Sullivan
11/14	Seattle	D. Lowry	K. Clark	--	P. Smith	R. Gary	K. Barnes	D. Campbell	<u>E. Stokes</u>	K. King	A. Amos	D. Savage	C. Sullivan
11/21	at Minnesota	D. Lowry	K. Clark	T. Lancaster	P. Smith	J. Garvin	K. Barnes	D. Campbell	<u>E. Stokes</u>	K. King	A. Amos	D. Savage	--
11/28	L.A. Rams	D. Lowry	K. Clark	--	P. Smith	R. Gary	K. Barnes	D. Campbell	<u>E. Stokes</u>	R. Douglas	A. Amos	D. Savage	C. Sullivan
12/12	Chicago	D. Lowry	K. Clark	K. Keke	P. Smith	R. Gary	--	D. Campbell	<u>E. Stokes</u>	R. Douglas	A. Amos	D. Savage	C. Sullivan
12/19	at Baltimore	D. Lowry	T. Lancaster	K. Keke	P. Smith	R. Gary	K. Barnes	D. Campbell	<u>E. Stokes</u>	R. Douglas	A. Amos	D. Savage	--
12/25	Cleveland	D. Lowry	K. Clark	--	P. Smith	R. Gary	K. Barnes	D. Campbell	<u>E. Stokes</u>	R. Douglas	A. Amos	D. Savage	C. Sullivan
1/2	Minnesota	--	--	--	--	--	--	--	--	--	--	--	--
1/9	at Detroit	--	--	--	--	--	--	--	--	--	--	--	--

Rookies underlined.

WEEKLY INACTIVES

9/12/21	at	New Orleans:	J. Hanson, J. Heflin, S. Jean-Charles, I. McDuffie, V. Scott
9/20/21	vs.	Detroit:	J. Deguara, L. Hamilton, J. Hanson, J. Heflin, S. Jean-Charles, V. Scott
9/26/21	at	San Francisco:	L. Hamilton, E. Jenkins, K. King, V. Scott
10/3/21	vs.	Pittsburgh:	K. Barnes, K. King, L. Hamilton, E. Jenkins
10/10/21	at	Cincinnati:	R. Douglas, J. Heflin, E. Jenkins, J. Myers, J. Smith, V. Scott
10/17/21	at	Chicago:	J. Heflin, D. Kelly, K. King, I. McDuffie, V. Scott
10/24/21	vs.	Washington	J. Heflin, D. Kelly, K. King, V. Scott, P. Smith
10/28/21	at	Arizona	L. Hamilton, J. Heflin, D. Kelly, K. King, V. Scott, J. Smith
11/7/21	at	Kansas City	L. Hamilton, K. Keke, I. McDuffie, V. Scott
11/14/21	vs.	Seattle	D. Bakhtiari, D. Dafney, K. Keke, V. Scott, E. St. Brown
11/21/21	at	Minnesota	D. Bakhtiari, R. Gary, J. Heflin, A. Jones, A. Lazard, V. Scott, M. Taylor
11/28/21	vs.	L.A. Rams:	D. Bakhtiari, J. Heflin, K. King, V. Scott, M. Taylor
12/12/21	vs.	Chicago	D. Bakhtiari, J. Heflin, I. McDuffie, V. Scott
12/19/21	at	Baltimore	D. Bakhtiari, D. Dafney, S. Davis, J. Heflin, V. Scott, E. St. Brown, B. Turner
12/25/21	vs.	Cleveland	D. Bakhtiari, K. Keke, B. Turner

SEASON TOTALS: D. Bakhtiari (6), K. Barnes (1), D. Dafney (2), S. Davis (1), J. Deguara (1), R. Douglas (1), R. Gary (1), L. Hamilton (5), J. Hanson (2), J. Heflin (10), S. Jean-Charles (2), E. Jenkins (3), A. Jones (1), D. Kelly (3), K. Keke (3), K. King (6), A. Lazard (1), I. McDuffie (4), J. Myers (1), V. Scott (13), E. St. Brown (2), J. Smith (2), P. Smith (1), M. Taylor (2), B. Turner (2).



Supplemental Stats



TEAM STATS

TEAM	516	347	3,947	67.2	7.6	34	6.6	5	1.0	751	29	195	107.9
OPPONENTS	532	333	3,514	62.6	6.6	27	5.1	18	3.4	791	36	274	84.6

DEFENSIVE STATS

2021 REGULAR SEASON GREEN BAY PACKERS DEFENSIVE STATS (THROUGH WEEK 16)

PLAYER	TKL.	AST.	COMB	TFL	SACKS/SK. YDS.	QBH	FR	FF	INT./YDS.	PD
D. Campbell	94	43	137	5	2.0/8.0	6	1	2	2/15	5
A. Amos	68	16	84	0	0.0/0.0	0	0	0	2/0	8
K. Barnes	48	19	67	3	1.0/8.0	1	1	0	0/0	2
D. Savage	44	14	58	2	0.0/0.0	0	0	0	2/0	9
R. Douglas	46	3	49	1	0.0/0.0	0	0	1	5/105	12
E. Stokes	38	11	49	0	0.0/0.0	0	0	0	1/0	14
K. Clark	26	20	46	6	4.0/46.0	12	1	0	0/0	0
R. Gary	23	19	42	6	8.5/61.0	24	1	2	0/0	0
D. Lowry	22	15	37	3	4.0/34.0	8	1	0	0/0	3
P. Smith	22	11	33	7	8.0/60.0	15	1	2	0/0	1
T. Lancaster	12	15	27	3	0.0/0.0	0	0	0	0/0	0
C. Sullivan	19	6	25	1	0.0/0.0	0	0	0	3/14	4
K. Keke	10	13	23	1	2.5/23.0	4	0	1	0/0	3
K. King	15	7	22	0	0.0/0.0	1	0	0	1/0	3
H. Black	16	5	21	0	0.0/0.0	0	0	0	1/0	2
T. Slaton	12	9	21	0	1.0/4.5	2	0	0	0/0	0
O. Burks	13	7	20	1	0.5/2.0	2	0	0	0/0	0
J. Garvin	11	2	13	1	1.5/7.5	5	0	0	0/0	0
J. Alexander	9	4	13	0	0.0/0.0	0	0	0	1/30	3
T. Galeai	5	4	9	1	1.0/3.0	1	0	0	0/0	0
I. Yiadom	5	1	6	0	0.0/0.0	0	0	0	0/0	0
W. Mercilus	3	2	5	1	1.0/7.0	2	0	0	0/0	0
T. Summers	4	0	4	0	0.0/0.0	0	0	0	0/0	0
L. Hamilton	2	1	3	0	0.0/0.0	1	0	0	0/0	0
C. Rivers	2	0	2	0	0.0/0.0	0	0	0	0/0	0
S. Jean-Charles	1	0	1	0	0.0/0.0	0	0	0	0/0	0
J. Smith	1	0	1	0	0.0/0.0	0	0	0	0/0	0
Z. Smith	1	0	1	0	0.0/0.0	0	0	0	0/0	0
J. Heflin	0	1	1	0	0.0/0.0	0	0	0	0/0	0
TOTALS	572	248	820	42	35.0/264.0	84	6	8	18/164	69

DEFENSIVE SCORES

INT (2) (2:01) (Shotgun) M.Stafford pass short left intended for C.Kupp INTERCEPTED by R.Douglas at LA 33. R.Douglas for 33 yards. **vs. LAR (11/28/21)**
 (5:09) (Shotgun) J.Fields pass short left intended for D.Mooney INTERCEPTED by R.Douglas at GB 45. R.Douglas for 55 yards. **vs. CHI (12/12/21)**

FR (0)

Safety (0)

SPECIAL TEAMS BIG PLAYS

FR (2) (6:52) C.Bojorquez punts 48 yards to ARZ 3, Center-H.Bradley, downed by GB-T.Summers. Green Bay challenged the kick downed ruling, and the play was REVERSED. C.Bojorquez punts 38 yards to ARZ 13, Center-H.Bradley, R.Moore MUFFS catch, RECOVERED by GB-T.Summers at ARZ 3. **@ ARI (10/28/21)**
 (5:02) C.Bojorquez punts 53 yards to LA 15, Center-S.Wirtel. J.Koski to LA 28 for 13 yards (D.Dafney, S.Jean-Charles). FUMBLES (D.Dafney), RECOVERED by GB-K.Barnes at LA 28. K.Barnes to LA 27 for 1 yard (B.Howell). **vs. LAR (11/28/21)**

REGULAR SEASON DEFENSIVE AND SPECIAL TEAMS STATISTICS ARE BASED ON PRESS BOX STATISTICS.

SPECIAL TEAMS STATS

2021 REGULAR SEASON SPECIAL TEAMS STATS								
PLAYER	TACKLES	SOLO	ASSISTS	FOR FUMBLES	FUMBLE REC	BLKD FG	BLKD PAT	BLKD PUNT
Henry Black	13	10	3	1	0	0	0	0
Oren Burks	9	8	1	0	1	0	0	0
Equanimeous St. Brown	7	5	2	0	0	0	0	0
Shemar Jean-Charles	6	3	3	0	0	0	0	0
Ty Summers	5	4	1	0	1	0	0	0
Tyler Davis	4	3	1	0	0	0	0	0
Rasul Douglas	4	3	1	0	0	0	0	0
Dominique Dafney	3	2	1	1	0	0	0	0
Isaac Yiadom	3	3	0	0	0	0	0	0
Krys Barnes	2	2	0	0	1	0	0	0
Kevin King	2	1	1	0	0	0	0	0
Isaiah McDuffie	2	0	2	0	0	0	0	0
Amani Rodgers	2	2	0	0	1	0	0	0
Malik Taylor	2	1	1	0	0	0	0	0
Corey Bojorquez	1	1	0	0	0	0	0	0
De Vondre Campbell	1	1	0	0	0	0	0	0
Mason Crosby	1	1	0	0	0	0	0	0
Shawn Davis	1	0	1	0	0	0	0	0
AJ Dillon	1	1	0	0	0	0	0	0
Innis Gaines	1	0	1	0	0	0	0	0
Kylin Hill	1	1	0	0	0	0	0	0
Allen Lazard	1	1	0	0	0	0	0	0
Vernon Scott	1	1	0	0	0	0	0	0
Chandon Sullivan	1	1	0	0	0	0	0	0
Steven Wirtel	1	1	0	0	0	0	0	0
T.J. Slaton	0	0	0	0	0	1	0	0
2021 TOTALS	75	56	19	2	4	1	0	0
OPPONENTS	50	38	12	1	5	2	0	0

OPPONENT STATS

MINNESOTA VIKINGS / REGULAR SEASON WEEK 16 / THROUGH SUNDAY, DECEMBER 26, 2021

WON 7, LOST 8	MIKE ZIMMER (15 GAMES)				RUSHING	NO.	YDS	AVG	LONG	TD	
09/12	L	24-27 (OT)	at Cincinnati	56,525	D. Cook	226	1,067	4.7	66	6	
09/19	L	33-34	at Arizona	61,264	A. Mattison	129	473	3.7	48	3	
09/26	W	30-17	Seattle	66,729	K. Cousins	28	116	4.1	29	1	
10/03	L	7-14	Cleveland	66,703	K. Nwangwu	12	57	4.8	19	0	
10/10	W	19-17	Detroit	66,538	C. Ham	7	34	4.9	30	0	
10/17	W	34-28 (OT)	at Carolina	72,104	A. Abdullah	7	30	4.3	9	0	
10/31	L	16-20	Dallas	66,633	J. Jefferson	5	10	2.0	11	0	
11/07	L	31-34 (OT)	at Baltimore	70,599	K. Osborn	1	10	10.0	10	0	
11/14	W	27-20	at L.A. Chargers	70,240	A. Thielen	1	2	2.0	2	0	
11/21	W	34-31	Green Bay	66,959	TEAM	416	1,799	4.3	66	10	
11/28	L	26-34	at San Francisco	71,493	OPPONENTS	418	1,958	4.7	49	13	
12/05	L	27-29	at Detroit	45,691	RECEIVING	TAR	NO.	YDS	AVG	LONG	TD
12/09	W	36-28	Pittsburgh	66,718	J. Jefferson	149	97	1,451	15.0	56	9
12/20	W	17-9	at Chicago	60,082	A. Thielen	95	67	726	10.8	35	10
12/26	L	23-30	L.A. Rams	66,708	T. Conklin	74	54	540	10.0	40	3

2021 TEAM STATISTICS

	MIN	OPP.
FIRST DOWNS	310	338
Rushing	98	115
Passing	186	190
Penalty	26	33
Third Down-Made/Att	74/203	66/186
Third Down Efficiency	36.5%	35.5%
Fourth Down-Made/Att	11/18	14/23
Fourth Down Efficiency	61.1%	60.9%
TOTAL NET YARDS	5,831	5,685
Avg. Per Game	375.4	379.0
Total Plays	984	998
Avg. Per Play	5.7	5.7
NET YARDS RUSHING	1,799	1,958
Avg. Per Game	119.9	130.5
Total Rushes	416	418
Avg. Per Rush	4.3	4.7
NET YARDS PASSING	3,832	3,727
Avg. Per Game	255.5	248.5
Sacked/Yards Lost	25/174	44/319
Gross Yards	4,006	4,046
Attempts/Completions	543/360	536/337
Pct. of Completion	66.3%	62.9%
Had Intercepted	7	14
PUNTS/AVERAGE	66/46.3	61/47.4
Net Punting Average	40.9	42.8
PUNT RETURN/AVG.	26/7.9	32/8.1
KICKOFF RETURN/AVG.	27/26.9	15/22.0
INTERCEPTION RETURN/AVG.	14/13.4	7/16.4
PENALTIES/YARDS	104/973	90/771
FUMBLES/BALL LOST	20/6	15/8
TOUCHDOWNS	43	41
Rushing	10	13
Passing	30	26
Returns	3	2
EXTRA POINTS/ATTEMPTS	31/35	34/34
TWO POINT CONVERSION/ATT.	1/7	4/5
FIELD GOALS/ATTEMPTS	31/36	28/34
AVG. TIME OF POSSESSION	29:53	30:07

SCORE BY PERIODS	Q1	Q2	Q3	Q4	OT	PTS
TEAM	86	109	98	85	6	384
OPPONENTS	47	118	89	112	6	372

SCORING	TD	RU	PA	RT	K-PAT	FG	2PT	S	PTS
G. Joseph	0	0	0	0	31/35	31/36	0	0	124
A. Thielen	10	0	0	0	0/0	0/0	0	0	60
J. Jefferson	9	0	0	0	0/0	0/0	0	0	54
D. Cook	6	6	0	0	0/0	0/0	1	0	38
K. Osborn	5	5	0	0	0/0	0/0	0	0	30
A. Mattison	4	3	1	0	0/0	0/0	0	0	24
T. Conklin	3	0	3	0	0/0	0/0	0	0	18
K. Nwangwu	2	0	0	2	0/0	0/0	0	0	12
K. Cousins	1	1	0	0	0/0	0/0	0	0	6
C. Herndon	1	0	1	0	0/0	0/0	0	0	6
I. Smith-Marsette	1	0	1	0	0/0	0/0	0	0	6
N. Vigil	1	0	0	1	0/0	0/0	0	0	6
TEAM	43	10	30	3	31/35	31/36	1	0	384
OPPONENTS	41	13	26	2	34/34	28/34	4	0	372

2-PT Conv: D. Cook 1, K. Nwangwu 0, A. Mattison 0, **TM** 1-7, **OPP** 4-5
SACKS: D. Hunter 6.0, D. Wonnun 6.0, A. Watts 5.0, E. Griffen 5.0, E. Kendricks 5.0, H. Smith 3.0, M. Pierce 3.0, S. Richardson 2.5, B. Lynch 2.0, D. Tomlinson 1.5, N. Vigil 1.0, J. Lynch 1.0, C. Byrum 1.0, X. Woods 1.0, K. Wilkes 0.5, A. Barr 0.5, **TM** 44.0, **OPP** 24.0 **FUM/LOST:** K. Cousins 11/2, D. Cook 3/2, D. Westbrook 2/0, J. Jefferson 1/1, A. Mattison 1/1, A. Thielen 1/0, T. Conklin 1/0, **TM** 20/6, **OPP** 15/8

PASSING	ATT	CMP	YDS	CMP%	YDS/ATT	TD	INT	INT%	LONG	SACK	LOST	RATING	
K. Cousins	539	358	3,971	66.4%	7.4	30	5.6	7	1.3	64	25	174	101.3
J. Jefferson	4	2	35	50.0	8.8	0	0.0	0	0.0	24	0.0	0	80.2
TEAM	543	360	4,006	66.3%	7.4	30	5.5	7	1.3	64	25	174	101.1
OPPONENTS	536	337	4,046	62.9%	7.5	26	4.9	14	2.6	77	44	319	91.2

INTERCEPTIONS	NO.	YDS	AVG	LONG	TD
X. Woods	3	54	18.0	27	0
A. Barr	3	11	3.7	8	0
B. Breeland	2	26	13.0	18	0
E. Kendricks	2	22	11.0	22	0
N. Vigil	1	38	38.0	38	1
C. Byrum	1	27	27.0	27	0
H. Smith	1	10	10.0	10	0
C. Dantzier	1	0	0.0	0	0
TEAM	14	188	13.4	38	1
OPPONENTS	7	115	16.4	41	0

FUMBLES	FUM	LST	FF	REC	TD
K. Cousins	11	2	0	4	0
D. Cook	3	2	0	0	0
J. Jefferson	1	1	0	0	0
A. Mattison	1	1	0	1	0
T. Conklin	0	0	0	1	0
K. Boyd	0	0	0	1	0
A. Thielen	1	0	0	1	0
C. Darrisaw	2	0	0	3	0
D. Westbrook	2	0	0	1	0
TEAM	20	6	0	12	0
OPPONENTS	15	8	0	4	0

PUNTING	NO.	YDS	AVG	NET	TB	IN	LG	B
J. Berry	66	3,056	46.3	40.9	3	23	63	1
TEAM	66	3,056	46.3	40.9	3	23	63	1
OPPONENTS	61	2,894	47.4	42.8	4	23	72	0

PUNT RETURNS	RET	FC	YDS	AVG	LONG	TD
D. Westbrook	22	17	183	8.3	45	0
K. Osborn	4	2	23	5.8	11	0
TEAM	26	19	206	7.9	45	0
OPPONENTS	32	13	259	8.1	61	1

KICKOFF RETURNS	NO.	YDS	AVG	LONG	TD
K. Nwangwu	13	455	35.0	99	2
A. Abdullah	7	162	23.1	45	0
I. Smith-Marsette	4	83	20.8	24	0
A. Mattison	1	18	18.0	18	0
W. Galliam	1	7	7.0	7	0
J. Metellus	1	0	0.0	0	0
TEAM	27	725	26.9	99	2
OPPONENTS	15	330	22.0	34	0

FIELD GOALS	1-19	20-29	30-39	40-49	50+
G. Joseph	0/0	8/8	10/11	7/9	6/8
TEAM	0/0	8/8	10/11	7/9	6/8
OPPONENTS	0/0	5/5	10/11	7/12	6/6

G. Joseph: (53G) (52G, 52G, 37WR) (43G, 34G, 20G) (-) (38G, 38G, 55G, 49SH, 54G) (25G, 25G, 38G, 50WR, 47WR) (45G, 40G, 24G) (36G) (46G, 30G) (51G, 29G) (-) (41G, 31G, 31G) (53WL, 38G, 42G, 25G) (37G) (23G, 24G, 44G)
OPP: (53G, 33G) (62G, 27G) (53G, 44WL) (48G, 53G) (39G, 52G, 40G) (47G, 23G) (43WL, 38G, 39G) (37G, 36G) (46G, 24G) (54G, 32LU) (46G, 22G, 42WR) (31G, 41G, 49G) (49WL) (34G, 49B) (32G, 31G, 24G)

OFFENSE - TEAM STATS - GAME-BY-GAME

2021 REGULAR SEASON PACKERS GAME-BY-GAME OFFENSE

	09/12	09/20	09/26	10/03	10/10	10/17	10/24	10/28	11/07	11/14	11/21	11/28	12/12	12/19	12/25	01/02/01/09	
	@	@	@	@	@	@	@	@	@	@	@	@	@	@	@	@	Totals
	NO	DET	SF	PIT	CIN	CHI	WAS	ARI	KC	SEA	MIN	LAR	CHI	BAL	CLE	MIN	DET
FIRST DOWNS																	
Total	14	25	21	23	21	22	19	24	19	22	21	21	27	26	19		324
Rushing	2	5	5	9	4	10	2	11	6	10	4	5	7	4	8		92
Passing	9	16	13	13	16	10	16	10	11	10	16	14	19	20	10		203
Penalty	3	4	3	1	1	2	1	3	2	2	1	2	1	2	1		29
THIRD DOWNS																	
Attempts	10	9	11	15	11	8	12	14	12	14	11	19	10	9	10		175
Converted	1	5	5	9	4	2	6	6	2	7	7	7	4	5	3		73
Percentage	10.0%	55.6%	45.5%	60.0%	36.4%	25.0%	50.0%	42.9%	16.7%	50.0%	63.6%	36.8%	40.0%	55.6%	30.0%		41.7%
FOURTH DOWNS																	
Attempts	3	0	1	1	0	1	1	4	3	1	0	2	1	0	1		19
Converted	2	0	0	0	0	1	1	2	2	0	0	2	1	0	1		12
Percentage	66.7%	0	0.0%	0.0%	0	100.0%	100.0%	50.0%	66.7%	0.0%	0	100.0%	100.0%	0	100.0%		63.2%
TOT. OFFENSE																	
Net Yards	229	323	353	367	466	323	304	335	301	393	467	399	439	346	311		5,356
Plays	52	61	59	72	63	57	53	72	60	70	54	78	64	59	58		932
Avg./Play	4.4	5.3	6.0	5.1	7.4	5.7	5.7	4.7	5.0	5.6	8.6	5.1	6.9	5.9	5.4		5.7
RUSHING																	
Net Yards	43	96	100	131	133	154	57	151	122	106	95	92	119	96	109		1,604
Rush. Att.	15	31	25	33	22	31	15	34	25	32	19	32	24	25	24		387
Avg./Att.	2.9	3.1	4.0	4.0	6.0	5.0	3.8	4.4	4.9	3.3	5.0	2.9	5.0	3.8	4.5		4.1
PASSING																	
Net Yards	186	227	253	236	333	169	247	184	179	287	372	307	320	250	202		3,752
Attempts	35	27	33	36	39	23	35	37	34	37	33	45	37	31	34		516
Completions	20	22	23	20	27	17	27	22	19	23	23	28	29	23	24		347
Intercepted	2	0	0	0	1	0	0	0	1	1	0	0	0	0	0		5
Gross Yards	201	255	261	248	344	195	274	184	190	292	385	307	341	268	202		3,947
Sacked	2.0	3.0	1.0	3.0	2.0	3.0	3.0	1.0	1.0	1.0	2.0	1.0	3.0	3.0	0.0		29.0
Yards Lost	15	28	8	12	11	26	27	0	11	5	13	0	21	18	0		195
ADVANCES																	
Rushes	15	31	25	33	22	31	15	34	25	32	19	32	24	25	24		387
Completions	20	22	23	20	27	17	27	22	19	23	23	28	29	23	24		347
Totals	35	53	48	53	49	48	42	56	44	55	42	60	53	48	48		734
Total Drives	9	10	10	11	13	9	9	10	10	9	9	13	11	9	10		152
PENALTIES																	
Number	5	5	7	3	2	3	4	7	4	3	8	3	3	8	3		68
Yards	33	50	87	25	10	51	36	60	19	43	92	32	30	76	29		673
FUMBLES																	
Number	1	0	1	1	0	0	2	2	3	1	1	3	1	0	0		16
Lost	1	0	0	1	0	0	1	0	1	0	1	0	0	0	0		5
PUNTING																	
Yards	176	140	164	138	67	168	139	154	217	140	102	212	171	146	235		2,369
Punts	4	3	3	3	2	3	3	3	4	3	2	5	4	3	5		50
Net Avg.	40.8	43.3	47.0	41.3	32.5	45.7	46.3	46.7	48.5	46.7	47.0	39.8	10.0	42.0	41.8		40.8
Gross Avg.	44.0	46.7	54.7	46.0	33.5	56.0	46.3	51.3	54.3	46.7	51.0	42.4	42.8	48.7	47.0		47.4
SCORING																	
Points	3	35	30	27	25	24	24	24	7	17	31	36	45	31	24		383
Q1	0	7	10	0	0	0	7	0	0	0	3	7	0	0	7		41
Q2	3	7	7	17	16	10	7	10	0	3	7	13	21	14	14		149
Q3	0	14	0	10	3	7	7	7	0	0	7	16	17	7	3		98
Q4	0	7	13	0	3	7	3	7	7	14	14	0	7	10	0		92
OT	0	0	0	0	3	0	0	0	0	0	0	0	0	0	0		3
TD Rushing	0	1	1	1	0	1	0	1	0	2	0	1	1	1	0		10
TD Passing	0	4	2	2	2	2	3	2	1	0	4	2	4	3	3		34
TD KO Returns	0	0	0	0	0	0	0	0	0	0	0	0	0	0	0		0
TD Punt Returns	0	0	0	0	0	0	0	0	0	0	0	0	0	0	0		0
TD Sp. Teams	0	0	0	0	0	0	0	0	0	0	0	0	0	0	0		0
TD Def. Returns	0	0	0	0	0	0	0	0	0	0	0	1	1	0	0		2
FG Attempts	1	0	3	2	7	1	2	1	2	2	2	4	1	1	1		30
FG Made	1	0	3	2	4	1	1	1	0	1	1	3	1	1	1		21
Safety	0	0	0	0	0	0	0	0	0	0	0	0	0	0	0		0
2-Pt Attempts	0	0	0	0	0	0	0	0	0	0	0	1	0	0	0		1
2-Pt Made	0	0	0	0	0	0	0	0	0	0	0	0	0	0	0		0
TOP	25:24	33:25	30:08	34:41	33:59	32:17	27:06	37:35	31:33	39:09	28:59	39:40	35:00	31:10	28:19		32:33

DEFENSE - TEAM STATS - GAME-BY-GAME

2021 REGULAR SEASON PACKERS GAME-BY-GAME DEFENSE

	09/12 @ NO	09/20 DET	09/26 @ SF	10/03 PIT	10/10 @ CIN	10/17 @ CHI	10/24 WAS	10/28 @ ARI	11/07 @ KC	11/14 SEA	11/21 @ MIN	11/28 LAR	12/12 CHI	12/19 @ BAL	12/25 CLE	01/02/01/09 @ MIN DET	Totals
FIRST DOWNS																	
Total	22	19	26	17	18	21	25	22	14	15	25	15	16	24	28		307
Rushing	11	7	6	5	6	10	9	7	4	6	6	5	7	10	12		111
Passing	10	11	15	11	12	10	15	12	9	8	17	10	7	12	15		174
Penalty	1	1	5	1	0	1	1	3	1	1	2	0	2	2	1		22
THIRD DOWNS																	
Attempts	10	9	11	11	14	11	11	10	14	15	13	13	13	13	12		180
Converted	5	4	7	4	5	4	4	4	5	7	9	4	5	7	7		81
Percentage	50.0%	44.4%	63.6%	36.4%	35.7%	36.4%	36.4%	40.0%	35.7%	46.7%	69.2%	30.8%	38.5%	53.8%	58.3%		45.0%
FOURTH DOWNS																	
Attempts	2	2	0	2	2	2	4	2	2	1	0	1	1	4	1		26
Converted	2	0	0	0	2	1	1	2	1	0	0	0	0	2	1		12
Percentage	100.0%	0.0%	0	0.0%	100.0%	50.0%	25.0%	100.0%	50.0%	0.0%	0	0.0%	0.0%	50.0%	100.0%		46.2%
TOT. OFFENSE																	
Net Yards	322	344	298	282	367	277	430	334	237	208	408	353	347	354	408		4,969
Plays	60	56	65	58	65	57	70	55	63	59	66	61	58	67	66		926
Avg./Play	5.4	6.1	4.6	4.9	5.6	4.9	6.1	6.1	3.8	3.5	6.2	5.8	6.0	5.3	6.2		5.4
RUSHING																	
Net Yards	171	108	67	62	103	140	195	74	77	75	90	68	137	143	219		1,729
Rush. Att.	39	19	21	16	24	26	29	20	25	16	29	20	23	26	25		358
Avg./Att.	4.4	5.7	3.2	3.9	4.3	5.4	6.7	3.7	3.1	4.7	3.1	3.4	6.0	5.5	8.8		4.8
PASSING																	
Net Yards	151	236	231	220	264	137	235	260	160	133	318	285	210	211	189		3,240
Attempts	21	36	40	40	38	27	37	33	37	40	35	39	33	40	36		532
Completions	15	26	25	26	26	16	25	22	20	20	24	21	18	28	21		333
Intercepted	0	1	1	1	2	1	1	2	0	2	0	1	2	0	4		18
Gross Yards	151	246	257	232	281	174	268	274	166	161	341	302	224	215	222		3,514
Sacked	0.0	1.0	4.0	2.0	3.0	4.0	4.0	2.0	1.0	3.0	2.0	2.0	2.0	1.0	5.0		36.0
Yards Lost	0	10	26	12	17	37	33	14	6	28	23	17	14	4	33		274
ADVANCES																	
Rushes	39	19	21	16	24	26	29	20	25	16	29	20	23	26	25		358
Completions	15	26	25	26	26	16	25	22	20	20	24	21	18	28	21		333
Totals	54	45	46	42	50	42	54	42	45	36	53	41	41	54	46		691
Total Drives	9	9	10	11	12	8	10	8	11	10	9	14	12	9	10		152
PENALTIES																	
Number	6	9	4	5	2	7	4	7	6	5	3	4	7	8	6		83
Yards	36	78	86	34	21	54	50	59	33	39	25	30	41	56	38		680
FUMBLES																	
Number	0	2	2	1	0	1	4	2	1	0	2	2	2	0	0		19
Lost	0	1	1	1	0	0	1	1	0	0	0	2	1	0	0		8
PUNTING																	
Yards	103	107	213	102	194	161	0	166	341	274	125	205	185	42	37		2,255
Punts	2	2	4	3	5	4	0	3	6	6	3	5	4	1	1		49
Net Avg.	43.0	52.5	46.8	34.0	33.0	36.3	0.0	51.3	54.3	40.8	41.7	41.0	34.3	42.0	28.0		41.9
Gross Avg.	51.5	53.5	53.3	34.0	38.8	40.3	0.0	55.3	56.8	45.7	41.7	41.0	46.3	42.0	37.0		46.0
SCORING																	
Points	38	17	28	17	22	14	10	21	13	0	34	28	30	30	22		324
Q1	3	7	0	7	7	7	7	7	7	0	9	0	3	7	6		77
Q2	14	10	7	3	7	0	0	0	6	0	7	17	24	7	6		108
Q3	7	0	7	0	0	0	0	7	0	0	7	0	0	3	3		34
Q4	14	0	14	7	8	7	3	7	0	0	11	11	3	13	7		105
OT	0	0	0	0	0	0	0	0	0	0	0	0	0	0	0		0
TD Rushing	0	0	2	1	1	1	0	3	0	0	1	0	0	2	1		12
TD Passing	5	2	2	1	2	1	1	0	1	0	3	3	2	2	2		27
TD KO Returns	0	0	0	0	0	0	0	0	0	0	0	0	0	0	0		0
TD Punt Returns	0	0	0	0	0	0	0	0	0	0	0	0	1	0	0		1
TD Sp. Teams	0	0	0	0	0	0	0	0	0	0	0	0	0	0	0		0
TD Def. Returns	0	0	0	0	0	0	0	0	0	0	0	0	0	0	0		0
FG Attempts	1	1	0	1	2	0	2	0	2	2	2	3	1	1	1		18
FG Made	1	1	0	1	0	0	1	0	2	0	2	2	3	1	1		15
Safety	0	0	0	0	0	0	0	0	0	0	0	0	0	0	0		0
2-Pt Attempts	0	0	0	0	1	0	0	0	0	0	1	1	0	1	1		5
2-Pt Made	0	0	0	0	1	0	0	0	0	0	1	1	0	0	0		3
TOP	34:36	26:35	29:52	25:19	34:06	27:43	32:54	22:25	28:27	20:51	31:01	20:20	25:00	28:50	31:41		27:58

SACKS / QB HITS / PASSES DEFENSED

2021 REGULAR SEASON

QUARTERBACK SACKS				
DATE	OPPONENT	SACKS	YARDS	PLAYERS
09/12	at New Orleans	0.0	0	--
09/20	Detroit	0.0	0	--
09/26	at San Francisco	4.0	26	Kenny Clark 1.0-15.0, Preston Smith 1.0-0.0, Oren Burks 0.5-2.0, Jonathan Garvin 0.5-3.5, Rashan Gary 0.5-2.0, T.J. Slaton 0.5-3.5
10/03	Pittsburgh	2.0	12	Rashan Gary 1.0-6.0, Kingsley Keke 1.0-6.0
10/10	at Cincinnati	3.0	17	Krys Barnes 1.0-8.0, Preston Smith 1.0-7.0, Dean Lowry 0.5-1.0, T.J. Slaton 0.5-1.0
10/17	at Chicago	4.0	37	Kenny Clark 2.0-23.0, Jonathan Garvin 1.0-4.0, Dean Lowry 1.0-10.0
10/24	Washington	4.0	33	Rashan Gary 2.0-11.0, Kingsley Keke 1.5-17.0, Dean Lowry 0.5-5.0
10/28	at Arizona	2.0	14	De'Vondre Campbell 1.0-4.0, Dean Lowry 1.0-10.0
11/07	at Kansas City	1.0	6	Rashan Gary 1.0-6.0
11/14	Seattle	3.0	28	Rashan Gary 1.0-7.0, Whitney Mercilus 1.0-7.0, Preston Smith 1.0-14.0
11/21	at Minnesota	2.0	23	Preston Smith 2.0-23.0
11/28	L.A. Rams	2.0	17	Kenny Clark 1.0-8.0, Rashan Gary 1.0-9.0
12/12	Chicago	2.0	14	Preston Smith 2.0-14.0
12/19	at Baltimore	1.0	4	De'Vondre Campbell 1.0-4.0
12/25	Cleveland	5.0	33	Rashan Gary 2.0-20.0, Tipa Galeai 1.0-3.0, Dean Lowry 1.0-8.0, Preston Smith 1.0-2.0
01/02	Minnesota	--	--	--
01/09	at Detroit	--	--	--
TOTALS		35.0	264	RASHAN GARY 8.5-61.0, PRESTON SMITH 8.0-60.0, DEAN LOWRY 4.0-34.0, KENNY CLARK 4.0-46.0, KINGSLEY KEKE 2.5-23.0, DE'VONDRE CAMPBELL 2.0-8.0, JONATHAN GARVIN 1.5-7.5, TIPGA GALEAI 1.0-3.0, T.J. SLATON 1.0-4.5, WHITNEY MERCILUS 1.0-7.0, KRYS BARNES 1.0-8.0, OREN BURKS 0.5-2.0

QUARTERBACK HITS			
DATE	OPPONENT	QBH	PLAYERS
09/12	at New Orleans	3	Rashan Gary 2, Preston Smith 1
09/20	Detroit	6	Rashan Gary 2, Kenny Clark 1, Jonathan Garvin 1, Kevin King 1, Preston Smith 1
09/26	at San Francisco	11	Preston Smith 3, Jonathan Garvin 2, Rashan Gary 2, Oren Burks 1, Kenny Clark 1, Dean Lowry 1, T.J. Slaton 1
10/03	Pittsburgh	5	Rashan Gary 3, De'Vondre Campbell 1, Kenny Clark 1
10/10	at Cincinnati	8	Krys Barnes 1, Oren Burks 1, Jonathan Garvin 1, Rashan Gary 1, La'Darius Hamilton 1, Dean Lowry 1, T.J. Slaton 1, Preston Smith 1
10/17	at Chicago	4	Kenny Clark 2, Rashan Gary 1, Dean Lowry 1
10/24	Washington	9	Rashan Gary 4, Kingsley Keke 2, Kenny Clark 1, Jonathan Garvin 1, Dean Lowry 1
10/28	at Arizona	3	De'Vondre Campbell 1, Dean Lowry 1, Whitney Mercilus 1
11/07	at Kansas City	3	Rashan Gary 3
11/14	Seattle	5	De'Vondre Campbell 1, Kenny Clark 1, Rashan Gary 1, Whitney Mercilus 1, Preston Smith 1
11/21	at Minnesota	5	Preston Smith 3, De'Vondre Campbell 2
11/28	L.A. Rams	5	Kenny Clark 2, Rashan Gary 2, Dean Lowry 1
12/12	Chicago	9	Kenny Clark 3, Preston Smith 3, Kingsley Keke 2, Dean Lowry 1
12/19	at Baltimore	2	De'Vondre Campbell 1, Preston Smith 1
12/25	Cleveland	6	Rashan Gary 3, Tipa Galeai 1, Dean Lowry 1, Preston Smith 1
01/02	Minnesota	--	--
01/09	at Detroit	--	--
TOTALS		84	RASHAN GARY 24, PRESTON SMITH 15, KENNY CLARK 12, DEAN LOWRY 8, DE'VONDRE CAMPBELL 6, JONATHAN GARVIN 5, KINGSLEY KEKE 4, OREN BURKS 2, T.J. SLATON 2, WHITNEY MERCILUS 2, KEVIN KING 1, KRYS BARNES 1, TIPGA GALEAI 1, LA'DARIUS HAMILTON 1

PASSES DEFENSED			
DATE	OPPONENT	PD	PLAYERS
09/12	at New Orleans	1	Eric Stokes 1
09/20	Detroit	4	Eric Stokes 2, De'Vondre Campbell 1, Kevin King 1
09/26	at San Francisco	6	Jaire Alexander 3, Darnell Savage 1, Eric Stokes 1, Chandon Sullivan 1
10/03	Pittsburgh	4	Eric Stokes 2, De'Vondre Campbell 1, Kingsley Keke 1
10/10	at Cincinnati	5	Dean Lowry 2, Adrian Amos 1, De'Vondre Campbell 1, Eric Stokes 1
10/17	at Chicago	1	Darnell Savage 1
10/24	Washington	6	Adrian Amos 2, Rasul Douglas 1, Darnell Savage 1, Eric Stokes 1, Chandon Sullivan 1
10/28	at Arizona	3	Rasul Douglas 2, Henry Black 1
11/07	at Kansas City	3	Darnell Savage 2, Kevin King 1
11/14	Seattle	7	Adrian Amos 3, Rasul Douglas 1, Kevin King 1, Darnell Savage 1, Eric Stokes 1
11/21	at Minnesota	3	Darnell Savage 2, De'Vondre Campbell 1
11/28	L.A. Rams	8	Rasul Douglas 4, Eric Stokes 2, Krys Barnes 1, Preston Smith 1
12/12	Chicago	8	Rasul Douglas 2, Adrian Amos 1, Krys Barnes 1, Henry Black 1, Kingsley Keke 1, Eric Stokes 1, Chandon Sullivan 1
12/19	at Baltimore	4	Adrian Amos 1, Kingsley Keke 1, Dean Lowry 1, Eric Stokes 1
12/25	Cleveland	6	Rasul Douglas 2, De'Vondre Campbell 1, Darnell Savage 1, Eric Stokes 1, Chandon Sullivan 1
01/02	Minnesota	--	--
01/09	at Detroit	--	--
TOTALS		69	ERIC STOKES 14, RASUL DOUGLAS 12, DARNELL SAVAGE 9, ADRIAN AMOS 8, DE'VONDRE CAMPBELL 5, CHANDON SULLIVAN 4, DEAN LOWRY 3, KEVIN KING 3, JAIRE ALEXANDER 3, KINGSLEY KEKE 3, KRYS BARNES 2, HENRY BLACK 2, PRESTON SMITH 1

INTERCEPTIONS - FUMBLES

INTERCEPTIONS **(AS OF DEC 28, 2021, 4:04 PM PST)** **2021 : REGULAR SEASON**

PACKERS INTERCEPTIONS		
PLAYERS	TIMES	WHERE/WHEN
Rasul Douglas	5	1 at Arizona - (10/28); 1 L.A. Rams - (11/28); 1 Chicago - (12/12); 2 Cleveland - (12/25)
Chandon Sullivan	3	1 Washington - (10/24); 1 Chicago - (12/12); 1 Cleveland - (12/25)
Adrian Amos	2	1 at Cincinnati - (10/10); 1 Seattle - (11/14)
Darnell Savage	2	1 at Chicago - (10/17); 1 Cleveland - (12/25)
De Vondre Campbell	2	1 Detroit - (9/20); 1 at Cincinnati - (10/10)
Eric Stokes	1	1 Pittsburgh - (10/3)
Henry Black	1	1 at Arizona - (10/28)
Jaire Alexander	1	1 at San Francisco - (9/26)
Kevin King	1	1 Seattle - (11/14)
2021 TOTALS	18	

(AS OF DEC 28, 2021, 4:04 PM PST)

2021 : REGULAR SEASON

PLAYER	FUMBLES	LOST	OWN RECOVERED	OWN REC YARDS	FUMBLED GAMES
Jordan Love	2	1	1	-3	1 - at New Orleans (9/12); 0 - at Kansas City (11/7);
Aaron Jones	2	1	0	0	0 - at San Francisco (9/26); 1 - vs Pittsburgh (10/3);
Lucas Patrick	0	0	1	0	0 - vs Washington (10/24);
AJ Dillon	2	1	1	0	1 - vs Washington (10/24); 0 - vs Chicago (12/12);
Oren Burks	0	0	1	0	0 - at Arizona (10/28);
Juwann Winfree	1	0	0	0	0 - at Arizona (10/28);
Amari Rodgers	2	0	1	0	0 - at Arizona (10/28); 0 - at Kansas City (11/7);
Malik Taylor	1	1	0	0	1 - at Kansas City (11/7);
Aaron Rodgers	3	0	2	-4	0 - vs Seattle (11/14); 0 - at Minnesota (11/21); 0 - vs Chicago (12/12);
Preston Smith	1	0	1	0	0 - at Minnesota (11/21); 0 - vs L.A. Rams (11/28); 0 - vs Chicago (12/12);
Yosh Nijman	0	0	1	0	0 - vs L.A. Rams (11/28);
Marcedes Lewis	1	0	0	0	0 - vs L.A. Rams (11/28);
Randall Cobb	1	1	0	0	1 - vs L.A. Rams (11/28);
2021 TOTALS	16	5	9	-7	--

INDIVIDUAL GXG STATS: PASSING

2021 REGULAR SEASON INDIVIDUAL GAME-BY-GAME STATS

PASSING:		KURT BENKERT												
DATE	OPP.	ATT	CMP	YDS	CMP%	Y/A	Y/C	TD	TD%	INT	INT%	LG	SK/YD	RATE
09/12	at New Orleans							PRACTICE SQUAD						
09/20	Detroit							PRACTICE SQUAD						
09/26	at San Francisco							PRACTICE SQUAD						
10/03	Pittsburgh							PRACTICE SQUAD						
10/10	at Cincinnati							PRACTICE SQUAD						
10/17	at Chicago							PRACTICE SQUAD						
10/24	Washington							PRACTICE SQUAD						
10/28	at Arizona							PRACTICE SQUAD						
11/07	at Kansas City							RESERVE/COVID-19						
11/14	Seattle							RESERVE/COVID-19						
11/21	at Minnesota							PRACTICE SQUAD						
11/28	L.A. Rams							PRACTICE SQUAD						
12/12	Chicago	0	0	0	0.0%	0.0	0.0	0	0.0%	0	0.0%	0	0/0	0.0
12/19	at Baltimore							PRACTICE SQUAD						
12/25	Cleveland							PRACTICE SQUAD						
01/02	Minnesota							PRACTICE SQUAD						
01/09	at Detroit							PRACTICE SQUAD						
TOTALS		0	0	0	0.0%	0.0	0.0	0	0.0%	0	0.0%	--	0/0	0.0
CAREER TOTALS		0	0	0	0.0%	0.0	0.0	0	0.0%	0	0.0%	0	0/0	0.0

PASSING:		BLAKE BORTLES												
DATE	OPP.	ATT	CMP	YDS	CMP%	Y/A	Y/C	TD	TD%	INT	INT%	LG	SK/YD	RATE
09/12	at New Orleans							NOT ON ROSTER						
09/20	Detroit							NOT ON ROSTER						
09/26	at San Francisco							NOT ON ROSTER						
10/03	Pittsburgh							NOT ON ROSTER						
10/10	at Cincinnati							NOT ON ROSTER						
10/17	at Chicago							NOT ON ROSTER						
10/24	Washington							NOT ON ROSTER						
10/28	at Arizona							NOT ON ROSTER						
11/07	at Kansas City							PRACTICE SQUAD						
11/14	Seattle							PRACTICE SQUAD						
11/21	at Minnesota							NOT ON ROSTER						
11/28	L.A. Rams							NOT ON ROSTER						
12/12	Chicago							NOT ON ROSTER						
12/19	at Baltimore							NOT ON ROSTER						
12/25	Cleveland							NOT ON ROSTER						
01/02	Minnesota							NOT ON ROSTER						
01/09	at Detroit							NOT ON ROSTER						
TOTALS		0	0	0	0.0%	0.0	0.0	0	0.0%	0	0.0%	--	0/0	0.0
CAREER TOTALS		2,634	1,562	17,649	59.3%	6.7	0.0	103	3.9%	75	2.8%	90t	195/1,158	80.6

PASSING:		JORDAN LOVE												
DATE	OPP.	ATT	CMP	YDS	CMP%	Y/A	Y/C	TD	TD%	INT	INT%	LG	SK/YD	RATE
09/12	at New Orleans	7	5	68	71.4%	9.7	13.6	0	0.0%	0	0.0%	32	1/4	102.1
09/20	Detroit	0	0	0	0.0%	0.0	0.0	0	0.0%	0	0.0%	0	0/0	0.0
09/26	at San Francisco							DID NOT PLAY (NON-INJURY)						
10/03	Pittsburgh							DID NOT PLAY (NON-INJURY)						
10/10	at Cincinnati							DID NOT PLAY (NON-INJURY)						
10/17	at Chicago							DID NOT PLAY (NON-INJURY)						
10/24	Washington							DID NOT PLAY (NON-INJURY)						
10/28	at Arizona							DID NOT PLAY (NON-INJURY)						
11/07	at Kansas City	34	19	190	55.9%	5.6	10.0	1	2.9%	1	2.9%	35	1/11	69.5
11/14	Seattle							DID NOT PLAY (NON-INJURY)						
11/21	at Minnesota	0	0	0	0.0%	0.0	0.0	0	0.0%	0	0.0%	0	0/0	0.0
11/28	L.A. Rams							DID NOT PLAY (NON-INJURY)						
12/12	Chicago							RESERVE/COVID-19						
12/19	at Baltimore							DID NOT PLAY (NON-INJURY)						
12/25	Cleveland							DID NOT PLAY (NON-INJURY)						
01/02	Minnesota							DID NOT PLAY (NON-INJURY)						
01/09	at Detroit							DID NOT PLAY (NON-INJURY)						
TOTALS		41	24	258	58.5%	6.3	10.8	1	2.4%	1	2.4%	35	2/15	75.1
CAREER TOTALS		41	24	258	58.5%	6.3	0.0	1	2.4%	1	2.4%	35	2/15	75.1

INDIVIDUAL GXG STATS: PASSING

PASSING:		AARON RODGERS												
DATE	OPP.	ATT	CMP	YDS	CMP%	Y/A	Y/C	TD	TD%	INT	INT%	LG	SK/YD	RATE
09/12	at New Orleans	28	15	133	53.6%	4.8	8.9	0	0.0%	2	7.1%	31	1/11	36.8
09/20	Detroit	27	22	255	81.5%	9.4	11.6	4	14.8%	0	0.0%	50	3/28	145.6
09/26	at San Francisco	33	23	261	69.7%	7.9	11.3	2	6.1%	0	0.0%	47	1/8	113.3
10/03	Pittsburgh	36	20	248	55.6%	6.9	12.4	2	5.6%	0	0.0%	28	3/12	95.6
10/10	at Cincinnati	39	27	344	69.2%	8.8	12.7	2	5.1%	1	2.6%	59	2/11	102.9
10/17	at Chicago	23	17	195	73.9%	8.5	11.5	2	8.7%	0	0.0%	41	3/26	128.0
10/24	Washington	35	27	274	77.1%	7.8	10.1	3	8.6%	0	0.0%	26	3/27	127.6
10/28	at Arizona	37	22	184	59.5%	5.0	8.4	2	5.4%	0	0.0%	33	1/0	90.4
11/07	at Kansas City	<i>RESERVE/COVID-19</i>												
11/14	Seattle	37	23	292	62.2%	7.9	12.7	0	0.0%	1	2.7%	50	1/5	75.5
11/21	at Minnesota	33	23	385	69.7%	11.7	16.7	4	12.1%	0	0.0%	75t	2/13	148.4
11/28	L.A. Rams	45	28	307	62.2%	6.8	11.0	2	4.4%	0	0.0%	54	1/0	97.2
12/12	Chicago	37	29	341	78.4%	9.2	11.8	4	10.8%	0	0.0%	38t	3/21	141.1
12/19	at Baltimore	31	23	268	74.2%	8.6	11.7	3	9.7%	0	0.0%	31	3/18	132.2
12/25	Cleveland	34	24	202	70.6%	5.9	8.4	3	8.8%	0	0.0%	34	0/0	115.1
01/02	Minnesota													
01/09	at Detroit													
TOTALS		475	323	3,689	68.0%	7.8	11.4	33	6.9%	4	0.8%	75t	27/180	110.8
CAREER TOTALS		7,062	4,608	54,934	65.3%	7.8	0.0	445	6.3%	93	1.3%	93t	495/3,330	104.4

INDIVIDUAL GXG STATS: RUSHING

2021 REGULAR SEASON INDIVIDUAL GAME-BY-GAME STATS

RUSHING:		KURT BENKERT					RANDALL COBB					AJ DILLON				
DATE	OPP.	NO.	YDS	AVG	LG	TD	NO.	YDS	AVG	LG	TD	NO.	YDS	AVG	LG	TD
09/12	at New Orleans						1	1	1.0	1	0	4	19	4.8	6	0
09/20	Detroit						0	0	0.0	--	0	5	18	3.6	8	0
09/26	at San Francisco						0	0	0.0	--	0	6	18	3.0	6	0
10/03	Pittsburgh						0	0	0.0	--	0	15	81	5.4	25	0
10/10	at Cincinnati						0	0	0.0	--	0	8	30	3.8	17	0
10/17	at Chicago						0	0	0.0	--	0	11	59	5.4	36	0
10/24	Washington						0	0	0.0	--	0	3	6	2.0	3	0
10/28	at Arizona						0	0	0.0	--	0	16	78	4.9	12	0
11/07	at Kansas City						0	0	0.0	--	0	8	46	5.8	15	0
11/14	Seattle						0	0	0.0	--	0	21	66	3.1	11	2
11/21	at Minnesota						0	0	0.0	--	0	11	53	4.8	11	0
11/28	L.A. Rams						0	0	0.0	--	0	20	69	3.5	8	0
12/12	Chicago	2	-1	-0.5	--	0						15	71	4.7	11	0
12/19	at Baltimore											7	22	3.1	6	1
12/25	Cleveland											9	41	4.6	8	0
01/02	Minnesota															
01/09	at Detroit															
TOTALS		2	-1	-0.5	--	0	1	1	1.0	1	0	159	677	4.3	36	3
CAREER TOTALS		2	-1	-0.5	0	0	63	364	5.8	67	0	205	919	4.5	36	5

RUSHING:		KYLIN HILL					AARON JONES					ALLEN LAZARD				
DATE	OPP.	NO.	YDS	AVG	LG	TD	NO.	YDS	AVG	LG	TD	NO.	YDS	AVG	LG	TD
09/12	at New Orleans	5	14	2.8	8	0	5	9	1.8	3	0	0	0	0.0	--	0
09/20	Detroit	2	8	4.0	5	0	17	67	3.9	9	1	0	0	0.0	--	0
09/26	at San Francisco	0	0	0.0	--	0	19	82	4.3	12	1	0	0	0.0	--	0
10/03	Pittsburgh	0	0	0.0	--	0	15	48	3.2	15	0	0	0	0.0	--	0
10/10	at Cincinnati	0	0	0.0	--	0	14	103	7.4	57	0	0	0	0.0	--	0
10/17	at Chicago	0	0	0.0	--	0	13	76	5.8	28	0	0	0	0.0	--	0
10/24	Washington	3	2	0.7	3	0	6	19	3.2	9	0	0	0	0.0	--	0
10/28	at Arizona	0	0	0.0	--	0	15	59	3.9	16	1					
11/07	at Kansas City						12	53	4.4	9	0	0	0	0.0	--	0
11/14	Seattle						7	25	3.6	6	0	0	0	0.0	--	0
11/21	at Minnesota															
11/28	L.A. Rams						10	23	2.3	8	0	0	0	0.0	--	0
12/12	Chicago						5	35	7.0	15	1	1	14	14.0	14	0
12/19	at Baltimore						13	58	4.5	11	0	1	5	5.0	5	0
12/25	Cleveland						12	66	5.5	27	0	1	13	13.0	13	0
01/02	Minnesota															
01/09	at Detroit															
TOTALS		10	24	2.4	8	0	163	723	4.4	57	4	3	32	10.7	14	0
CAREER TOTALS		10	24	2.4	8	0	814	4,087	5.0	77	41	6	70	11.7	21	0

RUSHING:		JORDAN LOVE					AARON RODGERS					AMARI RODGERS				
DATE	OPP.	NO.	YDS	AVG	LG	TD	NO.	YDS	AVG	LG	TD	NO.	YDS	AVG	LG	TD
09/12	at New Orleans	0	0	0.0	--	0	0	0	0.0	--	0	0	0	0.0	--	0
09/20	Detroit	3	-3	-1.0	-1	0	4	6	1.5	5	0	0	0	0.0	--	0
09/26	at San Francisco						0	0	0.0	--	0	0	0	0.0	--	0
10/03	Pittsburgh						3	2	0.7	4	1	0	0	0.0	--	0
10/10	at Cincinnati						0	0	0.0	--	0	0	0	0.0	--	0
10/17	at Chicago						7	19	2.7	16	1	0	0	0.0	--	0
10/24	Washington						2	17	8.5	15	0	0	0	0.0	--	0
10/28	at Arizona						2	3	1.5	4	0	1	11	11.0	11	0
11/07	at Kansas City	5	23	4.6	8	0						0	0	0.0	--	0
11/14	Seattle						2	8	4.0	8	0	0	0	0.0	--	0
11/21	at Minnesota	1	-1	-1.0	-1	0	2	21	10.5	18	0	0	0	0.0	--	0
11/28	L.A. Rams						2	0	0.0	1	1	0	0	0.0	--	0
12/12	Chicago						1	0	0.0	--	0	0	0	0.0	--	0
12/19	at Baltimore						4	11	2.8	8	0	0	0	0.0	--	0
12/25	Cleveland						1	-1	-1.0	-1	0	0	0	0.0	--	0
01/02	Minnesota															
01/09	at Detroit															
TOTALS		9	19	2.1	8	0	30	86	2.9	18	3	1	11	11.0	11	0
CAREER TOTALS		9	19	2.1	8	0	682	3,357	4.9	35	34	1	11	11.0	11	0

INDIVIDUAL GXG STATS: RUSHING

RUSHING:		EQUANIMEOUS ST. BROWN					PATRICK TAYLOR				
DATE	OPP.	NO.	YDS	AVG	LG	TD	NO.	YDS	AVG	LG	TD
09/12	at New Orleans	<i>PRACTICE SQUAD</i>					<i>PRACTICE SQUAD</i>				
09/20	Detroit	0	0	0.0	--	0	<i>PRACTICE SQUAD</i>				
09/26	at San Francisco	<i>PRACTICE SQUAD</i>					<i>PRACTICE SQUAD</i>				
10/03	Pittsburgh	0	0	0.0	--	0	<i>PRACTICE SQUAD</i>				
10/10	at Cincinnati	0	0	0.0	--	0	<i>PRACTICE SQUAD</i>				
10/17	at Chicago	0	0	0.0	--	0	<i>PRACTICE SQUAD</i>				
10/24	Washington	1	13	13.0	13	0	<i>PRACTICE SQUAD</i>				
10/28	at Arizona	0	0	0.0	--	0	<i>PRACTICE SQUAD</i>				
11/07	at Kansas City	0	0	0.0	--	0	0	0	0.0	--	0
11/14	Seattle	<i>ON INACTIVE LIST</i>					2	7	3.5	5	0
11/21	at Minnesota	1	11	11.0	11	0	4	11	2.8	5	0
11/28	L.A. Rams	0	0	0.0	--	0	0	0	0.0	--	0
12/12	Chicago	0	0	0.0	--	0	0	0	0.0	--	0
12/19	at Baltimore	<i>ON INACTIVE LIST</i>					0	0	0.0	--	0
12/25	Cleveland	1	-10	-10.0	-10	0	0	0	0.0	--	0
01/02	Minnesota	<i>ON INACTIVE LIST</i>					<i>ON INACTIVE LIST</i>				
01/09	at Detroit	<i>ON INACTIVE LIST</i>					<i>ON INACTIVE LIST</i>				
TOTALS		3	14	4.7	13	0	6	18	3.0	5	0
CAREER TOTALS		5	26	5.2	13	0	6	18	3.0	5	0

INDIVIDUAL GXG STATS: RECEIVING

RECEIVING:	MARCEDES LEWIS					AARON RODGERS					AMARI RODGERS				
DATE OPP.	NO.	YDS	AVG	LG	TD	NO.	YDS	AVG	LG	TD	NO.	YDS	AVG	LG	TD
09/12 at New Orleans	1	19	19.0	19	0	0	0	0.0	--	0	1	19	19.0	19	0
09/20 Detroit	0	0	0.0	--	0	0	0	0.0	--	0	0	0	0.0	--	0
09/26 at San Francisco	0	0	0.0	--	0	1	-4	-4.0	-4	0	0	0	0.0	--	0
10/03 Pittsburgh	1	7	7.0	7	0	0	0	0.0	--	0	0	0	0.0	--	0
10/10 at Cincinnati	2	34	17.0	20	0	0	0	0.0	--	0	0	0	0.0	--	0
10/17 at Chicago	2	17	8.5	9	0	0	0	0.0	--	0	1	14	14.0	14	0
10/24 Washington	3	31	10.3	17	0	0	0	0.0	--	0	0	0	0.0	--	0
10/28 at Arizona	0	0	0.0	--	0	0	0	0.0	--	0	1	7	7.0	7	0
11/07 at Kansas City	1	-1	-1.0	-1	0	<i>RESERVE/COVID-19</i>					0	0	0.0	--	0
11/14 Seattle	2	10	5.0	7	0	0	0	0.0	--	0	0	0	0.0	--	0
11/21 at Minnesota	0	0	0.0	--	0	0	0	0.0	--	0	0	0	0.0	--	0
11/28 L.A. Rams	2	4	2.0	2	0	0	0	0.0	--	0	0	0	0.0	--	0
12/12 Chicago	4	51	12.8	20	0	0	0	0.0	--	0	0	0	0.0	--	0
12/19 at Baltimore	3	40	13.3	23	0	0	0	0.0	--	0	0	0	0.0	--	0
12/25 Cleveland	2	2	1.0	1	0	0	0	0.0	--	0	0	0	0.0	--	0
01/02 Minnesota															
01/09 at Detroit															
TOTALS	23	214	9.3	23	0	1	-4	-4.0	-4	0	3	40	13.3	19	0
CAREER TOTALS	426	5,018	11.8	63t	37	3	-11	-3.7	0	0	3	40	13.3	19	0

RECEIVING:	EQUANIMOUS ST. BROWN					MALIK TAYLOR					ROBERT TONYAN				
DATE OPP.	NO.	YDS	AVG	LG	TD	NO.	YDS	AVG	LG	TD	NO.	YDS	AVG	LG	TD
09/12 at New Orleans						2	14	7.0	7	0	2	8	4.0	5	0
09/20 Detroit	1	0	0.0	--	0	0	0	0.0	--	0	3	52	17.3	22t	1
09/26 at San Francisco						0	0	0.0	--	0	1	6	6.0	6	0
10/03 Pittsburgh	0	0	0.0	--	0	0	0	0.0	--	0	2	8	4.0	6	0
10/10 at Cincinnati	0	0	0.0	--	0	0	0	0.0	--	0	1	8	8.0	8	0
10/17 at Chicago	0	0	0.0	--	0	<i>RESERVE/COVID-19</i>					2	10	5.0	6	0
10/24 Washington	0	0	0.0	--	0	<i>RESERVE/COVID-19</i>					4	63	15.8	25	1
10/28 at Arizona	2	12	6.0	7	0	0	0	0.0	--	0	3	49	16.3	33	0
11/07 at Kansas City	0	0	0.0	--	0	0	0	0.0	--	0	<i>INJURED RESERVE</i>				
11/14 Seattle						0	0	0.0	--	0	<i>INJURED RESERVE</i>				
11/21 at Minnesota	2	43	21.5	26	0	<i>ON INACTIVE LIST</i>					<i>INJURED RESERVE</i>				
11/28 L.A. Rams	1	7	7.0	7	0	<i>ON INACTIVE LIST</i>					<i>INJURED RESERVE</i>				
12/12 Chicago	0	0	0.0	--	0	0	0	0.0	--	0	<i>INJURED RESERVE</i>				
12/19 at Baltimore						0	0	0.0	--	0	<i>INJURED RESERVE</i>				
12/25 Cleveland	0	0	0.0	--	0	<i>INJURED RESERVE</i>					<i>INJURED RESERVE</i>				
01/02 Minnesota															
01/09 at Detroit															
TOTALS	6	62	10.3	26	0	2	14	7.0	7	0	18	204	11.3	33	2
CAREER TOTALS	34	507	14.9	54	1	7	80	11.4	26	1	84	967	11.5	54t	15

RECEIVING:	MARQUEZ VALDES-SCANTLING					JUWANN WINFREE				
DATE OPP.	NO.	YDS	AVG	LG	TD	NO.	YDS	AVG	LG	TD
09/12 at New Orleans	3	17	5.7	10	0	<i>PRACTICE SQUAD</i>				
09/20 Detroit	0	0	0.0	--	0	<i>PRACTICE SQUAD</i>				
09/26 at San Francisco	3	59	19.7	47	1	<i>PRACTICE SQUAD</i>				
10/03 Pittsburgh						<i>PRACTICE SQUAD</i>				
10/10 at Cincinnati						<i>PRACTICE SQUAD</i>				
10/17 at Chicago						0	0	0.0	--	0
10/24 Washington						<i>PRACTICE SQUAD</i>				
10/28 at Arizona						4	30	7.5	12	0
11/07 at Kansas City	2	19	9.5	16	0	<i>PRACTICE SQUAD</i>				
11/14 Seattle	1	41	41.0	41	0	<i>PRACTICE SQUAD</i>				
11/21 at Minnesota	4	123	30.8	75t	1	0	0	0.0	--	0
11/28 L.A. Rams	4	50	12.5	28	0	<i>PRACTICE SQUAD</i>				
12/12 Chicago	3	20	6.7	8	0	<i>PRACTICE SQUAD</i>				
12/19 at Baltimore	5	98	19.6	31	1	0	0	0.0	--	0
12/25 Cleveland						0	0	0.0	--	0
01/02 Minnesota										
01/09 at Detroit										
TOTALS	25	427	17.1	75t	3	4	30	7.5	12	0
CAREER TOTALS	122	2,150	17.6	78t	13	4	30	7.5	12	0

INDIVIDUAL GXG STATS: DEFENSIVE

		ZA'DARIUS SMITH										ERIC STOKES										CHANDON SULLIVAN																
DATE	OPP.	S	A	TK	TEL	TFLY	SK	SKY	INT	FR	FF	PR	PD	S	A	TK	TEL	TFLY	SK	SKY	INT	FR	FF	PR	PD	S	A	TK	TEL	TFLY	SK	SKY	INT	FR	FF	PR	PD	
09/12	at New Orleans	1	0	1	0	0	0.0	0.0	0	0	0	0	0	0	0	0	0	0	0.0	0.0	0	0	0	0	1	1	0	1	0	0	0.0	0.0	0	0	0	0	0	
09/20	Detroit	<i>INJURED RESERVE</i>													1	0	1	0	0	0.0	0.0	0	0	0	0	2	0	1	1	0	0	0.0	0.0	0	0	0	0	0
09/26	at San Francisco	<i>INJURED RESERVE</i>													1	4	5	0	0	0.0	0.0	0	0	0	0	1	0	0	0	0	0	0.0	0.0	0	0	0	0	1
10/03	Pittsburgh	<i>INJURED RESERVE</i>													8	0	8	0	0	0.0	0.0	1	0	0	0	2	2	1	3	0	0	0.0	0.0	0	0	0	0	0
10/10	at Cincinnati	<i>INJURED RESERVE</i>													3	1	4	0	0	0.0	0.0	0	0	0	0	1	2	0	2	0	0	0.0	0.0	0	0	0	0	0
10/17	at Chicago	<i>INJURED RESERVE</i>													2	1	3	0	0	0.0	0.0	0	0	0	0	0	0	0	0	0	0	0.0	0.0	0	0	0	0	0
10/24	Washington	<i>INJURED RESERVE</i>													3	0	3	0	0	0.0	0.0	0	0	0	0	1	4	0	4	0	0	0.0	0.0	1	0	0	0	1
10/28	at Arizona	<i>INJURED RESERVE</i>													5	1	6	0	0	0.0	0.0	0	0	0	0	0	0	1	1	0	0	0.0	0.0	0	0	0	0	0
11/07	at Kansas City	<i>INJURED RESERVE</i>													<i>DID NOT PLAY (NON-INJURY)</i>										4	1	5	1	4	0.0	0.0	0	0	0	0	0		
11/14	Seattle	<i>INJURED RESERVE</i>													0	1	1	0	0	0.0	0.0	0	0	0	0	1	2	0	2	0	0	0.0	0.0	0	0	0	0	0
11/21	at Minnesota	<i>INJURED RESERVE</i>													3	1	4	0	0	0.0	0.0	0	0	0	0	0	1	0	1	0	0	0.0	0.0	0	0	0	0	0
11/28	L.A. Rams	<i>INJURED RESERVE</i>													3	0	3	0	0	0.0	0.0	0	0	0	0	2	0	0	0	0	0	0.0	0.0	0	0	0	0	0
12/12	Chicago	<i>INJURED RESERVE</i>													2	0	2	0	0	0.0	0.0	0	0	0	0	1	1	1	2	0	0	0.0	0.0	1	0	0	0	1
12/19	at Baltimore	<i>INJURED RESERVE</i>													7	0	7	0	0	0.0	0.0	0	0	0	0	1	2	0	2	0	0	0.0	0.0	0	0	0	0	0
12/25	Cleveland	<i>INJURED RESERVE</i>													0	2	2	0	0	0.0	0.0	0	0	0	0	1	0	1	1	0	0	0.0	0.0	1	0	0	0	1
01/02	Minnesota																																					
01/09	at Detroit																																					
TOTALS		1	0	1	0	0	0.0	0.0	0	0	0	0	0	38	11	49	0	0	0.0	0.0	1	0	0	0	14	19	6	25	1	4	0.0	0.0	3	0	0	0	4	
CAREER TOTALS		148	79	227	53	302	44.5	310.5	0	2	8	126	7	38	11	49	0	0	0.0	0.0	1	0	0	14	83	17	100	1	4	0.0	0.0	5	0	1	1	16		

		TY SUMMERS										ISAAC WADDOM															
DATE	OPP.	S	A	TK	TEL	TFLY	SK	SKY	INT	FR	FF	PR	PD	S	A	TK	TEL	TFLY	SK	SKY	INT	FR	FF	PR	PD		
09/12	at New Orleans	0	0	0	0	0	0.0	0.0	0	0	0	0	0	1	0	1	0	0	0.0	0.0	0	0	0	0	0		
09/20	Detroit	0	0	0	0	0	0.0	0.0	0	0	0	0	0	0	0	0	0	0	0.0	0.0	0	0	0	0	0		
09/26	at San Francisco	3	0	3	0	0	0.0	0.0	0	0	0	0	0	0	0	0	0	0	0.0	0.0	0	0	0	0	0		
10/03	Pittsburgh	1	0	1	0	0	0.0	0.0	0	0	0	0	0	2	1	3	0	0	0.0	0.0	0	0	0	0	0		
10/10	at Cincinnati	0	0	0	0	0	0.0	0.0	0	0	0	0	0	1	0	1	0	0	0.0	0.0	0	0	0	0	0		
10/17	at Chicago	0	0	0	0	0	0.0	0.0	0	0	0	0	0	0	0	0	0	0	0.0	0.0	0	0	0	0	0		
10/24	Washington	0	0	0	0	0	0.0	0.0	0	0	0	0	0	1	0	1	0	0	0.0	0.0	0	0	0	0	0		
10/28	at Arizona	0	0	0	0	0	0.0	0.0	0	0	0	0	0	0	0	0	0	0	0.0	0.0	0	0	0	0	0		
11/07	at Kansas City	0	0	0	0	0	0.0	0.0	0	0	0	0	0	<i>RESERVE COVID-19</i>													
11/14	Seattle	0	0	0	0	0	0.0	0.0	0	0	0	0	0	0	0	0	0	0	0.0	0.0	0	0	0	0	0		
11/21	at Minnesota	0	0	0	0	0	0.0	0.0	0	0	0	0	0	0	0	0	0	0	0.0	0.0	0	0	0	0	0		
11/28	L.A. Rams	0	0	0	0	0	0.0	0.0	0	0	0	0	0	0	0	0	0	0	0.0	0.0	0	0	0	0	0		
12/12	Chicago	0	0	0	0	0	0.0	0.0	0	0	0	0	0	0	0	0	0	0	0.0	0.0	0	0	0	0	0		
12/19	at Baltimore	0	0	0	0	0	0.0	0.0	0	0	0	0	0	0	0	0	0	0	0.0	0.0	0	0	0	0	0		
12/25	Cleveland	<i>INJURED RESERVE</i>													0	0	0	0	0	0.0	0.0	0	0	0	0	0	
01/02	Minnesota																										
01/09	at Detroit																										
TOTALS		4	0	4	0	0	0.0	0.0	0	0	0	0	0	5	1	6	0	0	0.0	0.0	0	0	0	0	0		
CAREER TOTALS		23	8	31	0	0	0.0	0.0	0	0	0	0	1	75	31	106	1	9	0.5	7.5	1	0	1	1	12		

INDIVIDUAL GXG STATS: FIELD GOALS

2021 REGULAR SEASON INDIVIDUAL GAME-BY-GAME STATS

FIELD GOALS:		MASON CROSBY										
DATE	OPP.	0-19	20-29	30-39	40-49	50+	TOTAL	FGM	FGA	PCT	LG	
09/12	at New Orleans	0/0	0/0	1/1	0/0	0/0	0/0	1/1	1	1	100.0%	39
09/20	Detroit	0/0	0/0	0/0	0/0	0/0	0/0	0/0	0	0	0.0%	0
09/26	at San Francisco	0/0	0/0	1/1	0/0	2/2	3/3	3	3	100.0%	54	
10/03	Pittsburgh	0/0	2/2	0/0	0/0	0/0	2/2	2	2	100.0%	29	
10/10	at Cincinnati	0/0	1/1	0/1	3/4	0/1	4/7	4	7	57.1%	49	
10/17	at Chicago	0/0	0/0	1/1	0/0	0/0	1/1	1	1	100.0%	39	
10/24	Washington	0/0	0/0	1/2	0/0	0/0	1/2	1	2	50.0%	39	
10/28	at Arizona	0/0	1/1	0/0	0/0	0/0	1/1	1	1	100.0%	21	
11/07	at Kansas City	0/0	0/0	0/1	0/1	0/0	0/2	0	2	0.0%	0	
11/14	Seattle	0/0	1/1	0/0	0/1	0/0	1/2	1	2	50.0%	27	
11/21	at Minnesota	0/0	0/0	0/1	0/0	1/1	1/2	1	2	50.0%	54	
11/28	L.A. Rams	0/0	2/2	0/0	1/2	0/0	3/4	3	4	75.0%	45	
12/12	Chicago	0/0	1/1	0/0	0/0	0/0	1/1	1	1	100.0%	20	
12/19	at Baltimore	0/0	1/1	0/0	0/0	0/0	1/1	1	1	100.0%	29	
12/25	Cleveland	0/0	0/0	1/1	0/0	0/0	1/1	1	1	100.0%	32	
01/02	Minnesota											
01/09	at Detroit											
TOTALS		0/0	9/9	5/9	4/8	3/4	21/30	21	30	70.0%	54	

INDIVIDUAL GXG STATS: PUNTING

2021 REGULAR SEASON INDIVIDUAL GAME-BY-GAME STATS

PASSING:		COREY BOJORQUEZ							
DATE	OPP.	NO.	YDS	AVG	TB	IN 20	LG	NET	BLK
09/12	at New Orleans	4	176	44.0	0	1	59	40.8	0
09/20	Detroit	3	140	46.7	0	2	56	43.3	0
09/26	at San Francisco	3	164	54.7	0	1	63	47.0	0
10/03	Pittsburgh	3	138	46.0	0	1	57	41.3	0
10/10	at Cincinnati	2	67	33.5	0	1	36	32.5	0
10/17	at Chicago	3	168	56.0	1	0	82	45.7	0
10/24	Washington	3	139	46.3	0	1	53	46.3	0
10/28	at Arizona	3	154	51.3	0	2	58	46.7	0
11/07	at Kansas City	4	217	54.3	1	1	63	48.5	0
11/14	Seattle	3	140	46.7	0	1	50	46.7	0
11/21	at Minnesota	2	102	51.0	0	1	62	47.0	0
11/28	L.A. Rams	5	212	42.4	0	3	61	39.8	0
12/12	Chicago	4	171	42.8	0	1	57	10.0	0
12/19	at Baltimore	3	146	48.7	1	0	59	42.0	0
12/25	Cleveland	5	235	47.0	0	1	56	41.8	0
01/02	Minnesota								
01/09	at Detroit								
TOTALS		50	2,369	47.4	3	17	82	40.8	0

INDIVIDUAL GXG STATS: KICKOFF RETURNS

2021 REGULAR SEASON INDIVIDUAL GAME-BY-GAME STATS

KICKOFF RETURNS:		JONATHAN GARVIN						KYLIN HILL						AARON JONES							
		NO.	YDS	AVG	LG	FC	TD	NO.	YDS	AVG	LG	FC	TD	NO.	YDS	AVG	LG	FC	TD		
09/12	at New Orleans	0	0	0.0	0	0	0	2	29	14.5	17	0	0	0	0	0	0	0.0	0	0	0
09/20	Detroit	0	0	0.0	0	0	0	2	60	30.0	41	0	0	0	0	0	0	0.0	0	0	0
09/26	at San Francisco	0	0	0.0	0	0	0	1	21	21.0	21	0	0	0	0	0	0	0.0	0	0	0
10/03	Pittsburgh	0	0	0.0	0	0	0	2	37	18.5	21	0	0	1	10	10.0	10	0	0	0	0
10/10	at Cincinnati	0	0	0.0	0	0	0	1	16	16.0	16	0	0	0	0	0.0	0	0	0	0	0
10/17	at Chicago	0	0	0.0	0	0	0	1	23	23.0	23	0	0	0	0	0.0	0	0	0	0	0
10/24	Washington	0	0	0.0	0	0	0	0	0	0.0	0	0	0	0	0	0.0	0	0	0	0	0
10/28	at Arizona	0	0	0.0	0	0	0	1	13	13.0	13	0	0	0	0	0.0	0	0	0	0	0
11/07	at Kansas City	0	0	0.0	0	0	0									0	0	0.0	0	0	0
11/14	Seattle	0	0	0.0	0	0	0									0	0	0.0	0	0	0
11/21	at Minnesota	0	0	0.0	0	0	0														
11/28	L.A. Rams																				
12/12	Chicago	0	0	0.0	0	0	0									0	0	0.0	0	0	0
12/19	at Baltimore	1	0	0.0	0	0	0									1	9	9.0	9	0	0
12/25	Cleveland	0	0	0.0	0	0	0									0	0	0.0	0	0	0
01/02	Minnesota																				
01/09	at Detroit																				
TOTALS		1	0	0.0	0	0	0	10	199	19.9	41	0	0	2	19	9.5	10	0	0	0	0

KICKOFF RETURNS:		AMARI RODGERS						MALIK TAYLOR						
		NO.	YDS	AVG	LG	FC	TD	NO.	YDS	AVG	LG	FC	TD	
09/12	at New Orleans	0	0	0.0	0	0	0	0	0	0.0	0	0	0	0
09/20	Detroit	0	0	0.0	0	0	0	0	0	0.0	0	0	0	0
09/26	at San Francisco	0	0	0.0	0	0	0	0	0	0.0	0	0	0	0
10/03	Pittsburgh	0	0	0.0	0	0	0	0	0	0.0	0	0	0	0
10/10	at Cincinnati	0	0	0.0	0	0	0	0	0	0.0	0	0	0	0
10/17	at Chicago	0	0	0.0	0	0	0							
10/24	Washington	0	0	0.0	0	0	0							
10/28	at Arizona	0	0	0.0	0	0	0	0	0	0.0	0	0	0	0
11/07	at Kansas City	1	3	3.0	3	0	0	2	45	22.5	26	0	0	
11/14	Seattle	0	0	0.0	0	0	0	1	32	32.0	32	0	0	
11/21	at Minnesota	0	0	0.0	0	0	0							
11/28	L.A. Rams	3	38	12.7	14	0	0							
12/12	Chicago	1	19	19.0	19	0	0	1	0	0.0	0	0	0	
12/19	at Baltimore	2	47	23.5	26	0	0	1	20	20.0	20	0	0	
12/25	Cleveland	2	44	22.0	27	0	0							
01/02	Minnesota													
01/09	at Detroit													
TOTALS		9	151	16.8	27	0	0	5	97	19.4	32	0	0	

INDIVIDUAL GXG STATS: PUNT RETURNS

2021 REGULAR SEASON INDIVIDUAL GAME-BY-GAME STATS																			
PUNT RETURNS:		RANDALL COBB						AMARI RODGERS						MALIK TAYLOR					
DATE	OPP.	NO.	YDS	AVG	LG	FC	TD	NO.	YDS	AVG	LG	FC	TD	NO.	YDS	AVG	LG	FC	TD
09/12	at New Orleans	0	0	0.0	0	0	0	1	17	17.0	17	0	0	0	0	0.0	0	0	0
09/20	Detroit	0	0	0.0	0	0	0	1	2	2.0	2	1	0	0	0	0.0	0	0	0
09/26	at San Francisco	0	0	0.0	0	0	0	1	6	6.0	6	1	0	0	0	0.0	0	0	0
10/03	Pittsburgh	0	0	0.0	0	0	0	1	0	0.0	0	0	0	0	0	0.0	0	0	0
10/10	at Cincinnati	0	0	0.0	0	0	0	2	9	4.5	8	0	0	0	0	0.0	0	0	0
10/17	at Chicago	0	0	0.0	0	0	0	2	16	8.0	16	1	0	<i>RESERVE/COVID-19</i>					
10/24	Washington	0	0	0.0	0	0	0	0	0	0.0	0	0	0	<i>RESERVE/COVID-19</i>					
10/28	at Arizona	0	0	0.0	0	0	0	2	12	6.0	7	1	0	0	0	0.0	0	0	0
11/07	at Kansas City	0	0	0.0	0	0	0	2	15	7.5	15	1	0	1	0	0.0	0	0	0
11/14	Seattle	0	0	0.0	0	0	0	4	29	7.3	16	1	0	0	0	0.0	0	0	0
11/21	at Minnesota	0	0	0.0	0	0	0	0	0	0.0	0	1	0	<i>ON INACTIVE LIST</i>					
11/28	L.A. Rams	1	0	0.0	0	0	0	0	0	0.0	0	0	0	<i>ON INACTIVE LIST</i>					
12/12	Chicago	<i>INJURED RESERVE</i>						2	28	14.0	15	1	0	0	0	0.0	0	0	0
12/19	at Baltimore	<i>INJURED RESERVE</i>						0	0	0.0	0	0	0	0	0	0.0	0	0	0
12/25	Cleveland	<i>INJURED RESERVE</i>						1	9	9.0	9	0	0	<i>INJURED RESERVE</i>					
01/02	Minnesota																		
01/09	at Detroit																		
TOTALS		1	0	0.0	0	0	0	19	143	7.5	17	8	0	1	0	0.0	0	0	0

INDIVIDUAL SINGLE-GAME HIGHS

2021 REGULAR SEASON PACKERS INDIVIDUAL SINGLE-GAME HIGHS

Touchdowns	4	Aaron Jones	vs. Lions	09/20
Passes Attempted	45	Aaron Rodgers	vs. Rams	11/28
Passes Completed	29	Aaron Rodgers	vs. Bears	12/12
Completion Percentage	81.4	Aaron Rodgers	vs. Lions	09/20
Passing Yards	385	Aaron Rodgers	at Vikings	11/21
Yards Per Attempt	11.7	Aaron Rodgers	at Vikings	11/21
Touchdown Passes	4	Aaron Rodgers	vs. Bears	12/12
		Aaron Rodgers	at Vikings	11/21
		Aaron Rodgers	vs. Lions	09/20
Pass Receptions	12	Davante Adams	at 49ers	09/26
Receiving Yards	206	Davante Adams	at Bengals	10/10
Touchdown Receptions	3	Aaron Jones	vs. Lions	09/20
Rushing Yards	103	Aaron Jones	at Bengals	10/10
Rushing Attempts	21	AJ Dillon	vs. Seahawks	11/14
Rushing Average	7.4	Aaron Jones	at Bengals	10/10
Rushing Touchdowns	2	AJ Dillon	vs. Seahawks	11/14
Yards From Scrimmage	206	Davante Adams	at Bengals	10/10
Combined Net Yards	206	Davante Adams	at Bengals	10/10
Interceptions Made	2	Rasul Douglas	vs. Browns	12/25
Interceptions Thrown	2	Aaron Rodgers	at Saints	09/12
INT Return Yards	55	Rasul Douglas	vs. Bears	12/12
Tackles	16	De'Vondre Campbell	vs. Bears	12/12
Sacks	2.0	Rashan Gary	vs. Browns	12/25
		Preston Smith	vs. Bears	12/12
		Preston Smith	at Vikings	11/21
		Rashan Gary	vs. Washington	10/24
		Kenny Clark	at Bears	10/17
Punts	5	Corey Bojorquez	vs. Browns	12/25
		Corey Bojorquez	vs. Rams	11/28
Punts Inside the 20	3	Corey Bojorquez	vs. Rams	11/28
Punting Average	56.0	Corey Bojorquez	at Bears	10/17
Punt Returns	4	Amari Rodgers	vs. Seahawks	11/14
Punt Return Yards	29	Amari Rodgers	vs. Seahawks	11/14
Kickoff Returns	3	Amari Rodgers	vs. Rams	11/28
Kickoff Return Yards	60	Kylin Hill	vs. Lions	09/20
Field Goals Attempted	7	Mason Crosby	at Bengals	10/10
Field Goals Made	4	Mason Crosby	at Bengals	10/10

2021 REGULAR SEASON GREEN BAY PACKERS LONGEST PLAYS

Run From Scrimmage	57	Aaron Jones	at Bengals	10/10
Touchdown Run	6	Aaron Rodgers	at Bears	10/17
Passing Long	75	Aaron Rodgers	at Vikings	11/21
Touchdown Pass Long	75	Aaron Rodgers	at Vikings	11/21
Pass Reception	75	Marquez Valdes-Scantling	at Vikings	11/21
Touchdown Reception	75	Marquez Valdes-Scantling	at Vikings	11/21
Interception Return	55	Rasul Douglas	vs. Bears	12/12
Longest INT Return for TD	55	Rasul Douglas	vs. Bears	12/12
Longest Opponent's Fumble Return	6	Preston Smith	vs. Rams	11/28
Punt Return	17	Amari Rodgers	at Saints	09/12
Kickoff Return	41	Kylin Hill	vs. Lions	09/20
Punt	82	Corey Bojorquez	at Bears	10/17
Field Goal	54	Mason Crosby	at Vikings	11/21
		Mason Crosby	at 49ers	09/26
Field Goal Attempt	54	Mason Crosby	at Vikings	11/21
		Mason Crosby	at 49ers	09/26

SCORING DRIVES

PACKERS 2021 REGULAR SEASON SCORING DRIVES

DATE	OPPONENT	ACQUIRED	DRIVE				FIRST			GB	OPP
			START	PLAYS	YARDS	Q TIME	DOWN	SCORING PLAY			
09/12	at New Orleans	Kickoff	GB 25	6	54	Q2 1:07	3	M. Crosby: 39-yard FG	3	17	
09/20	Detroit	Kickoff	GB 25	11	75	Q1 6:51	6	A. Jones: 4-yard pass from A. Rodgers	7	7	
		Kickoff	GB 44	10	56	Q2 5:30	5	Rodgers	14	14	
		Kickoff	GB 13	8	87	Q3 4:34	3	A. Jones: 1-yard pass from A. Rodgers	21	17	
		Downs	GB 25	11	75	Q3 5:46	6	Rodgers	28	17	
		Fumble	DET 23	5	23	Q3 2:21	3	R. Tonyan: 22-yard pass from A. Rodgers A. Jones: 11-yard pass from A. Rodgers Q4: A. Jones: 1-yard run	35	17	
09/26	at San Francisco	Kickoff	GB 25	8	39	Q1 4:54	2	M. Crosby: 54-yard FG	3	0	
		Punt	GB 20	7	80	Q1 4:06	4	D. Adams: 1-yard pass from A. Rodgers	10	0	
		Punt	GB 13	9	87	Q2 3:46	4	Rodgers	17	0	
		Punt	GB 14	10	86	Q3 5:57	5	A. Jones: 3-yard run	24	14	
		Fumble	SF 38	5	18	Q4 2:19	1	Q4: M. Valdes-Scantling: 12-yard pass from A. Rodgers	27	21	
		Kickoff	GB 25	6	42	Q4 0:37	2	M. Crosby: 38-yard FG M. Crosby: 51-yard FG	30	28	
10/03	Pittsburgh	Punt	GB 36	13	64	Q1 4:51	5	Q2: A. Rodgers: 4-yard run	7	7	
		Fumble	PIT 23	4	23	Q2 1:33	1	R. Cobb: 23-yard pass from A. Rodgers	14	7	
		Kickoff	GB 16	13	76	Q2 5:36	5	Rodgers	17	10	
		Kickoff	GB 25	12	64	Q3 5:29	4	M. Crosby: 26-yard FG	20	10	
		Punt	PIT 40	4	40	Q3 2:15	3	M. Crosby: 29-yard FG R. Cobb: 1-yard pass from A. Rodgers	27	10	
10/10	at Cincinnati	Kickoff	GB 25	7	75	Q1 4:26	4	Q2: A. Dillon: 12-yard pass from A. Rodgers	6	7	
		Punt	GB 38	6	36	Q2 2:20	2	Rodgers	9	7	
		Punt	GB 19	9	81	Q2 4:48	4	M. Crosby: 44-yard FG	16	7	
		Interception	GB 18	12	56	Q3 7:38	3	D. Adams: 5-yard pass from A. Rodgers	19	14	
		Punt	GB 15	7	81	Q3 3:48	2	Rodgers	22	14	
		Missed FG	GB 39	6	29	OT 2:19	1	M. Crosby: 44-yard FG Q4: M. Crosby: 22-yard FG M. Crosby: 49-yard FG	25	22	
10/17	at Chicago	Interception	GB 20	12	80	Q1 6:14	5	Q2: A. Lazard: 1-yard pass from A. Rodgers	7	7	
		Punt	GB 42	7	38	Q2 3:54	2	Rodgers	10	7	
		Punt	GB 10	10	90	Q3 6:54	6	M. Crosby: 39-yard FG	17	7	
		Kickoff	GB 25	7	75	Q4 4:14	4	A. Jones: 12-yard pass from A. Rodgers A. Rodgers: 6-yard run	24	14	
10/24	Washington	Kickoff	GB 25	13	75	Q1 7:49	5	D. Adams: 17-yard pass from A. Rodgers	7	0	
		Downs	GB 28	9	72	Q2 2:43	4	Rodgers	14	7	
		Fumble	WAS 3	27	Q3 1:37	1	A. Lazard: 10-yard pass from A. Rodgers	21	7		
		Downs	27	9	75	Q3 4:43	4	Rodgers	24	7	
			GB 4					R. Tonyan: 20-yard pass from A. Rodgers Q4: M. Crosby: 39-yard FG			
10/28	at Arizona	Kickoff	GB 25	14	75	Q1 8:23	6	Q2: A. Jones: 2-yard run	7	7	
		Muffed Punt	ARI 3	4	0	Q2 0:19	0	M. Crosby: 21-yard FG	10	7	
		Interception	ARI 14	5	14	Q3 2:16	2	R. Cobb: 2-yard pass from A. Rodgers	17	7	
		Kickoff	GB 9	12	91	Q3 6:26	5	Rodgers Q4: R. Cobb: 6-yard pass from A. Rodgers	24	14	
11/07	at Kansas City	Punt	GB 47	10	53	Q4 2:57	3	A. Lazard: 20-yard pass from J. Love	7	13	
11/14	Seattle	Punt	GB 9	14	82	Q1 6:06	5	Q2: M. Crosby: 27-yard FG	3	0	
		Punt	GB 38	11	62	Q3 5:27	5	Q4: A. Dillon: 3-yard run	10	0	
		Interception	GB 20	10	80	Q4 6:11	4	A. Dillon: 2-yard run	17	0	
11/21	at Minnesota	Kickoff	GB 25	5	39	Q1 1:43	1	M. Crosby: 54-yard FG	3	0	
		Punt	GB 26	9	74	Q2 3:48	4	J. Deguara: 25-yard pass from A. Rodgers	10	16	
		Kickoff	GB 25	7	75	Q3 4:51	5	Rodgers	17	23	
		Punt	GB 6	12	94	Q4 7:02	5	D. Adams: 10-yard pass from A. Rodgers	24	23	
		Kickoff	GB 25	1	75	Q4 0:09	1	Rodgers D. Adams: 18-yard pass from A. Rodgers M. Valdes-Scantling: 75-yard pass from A. Rodgers	31	31	

SCORING DRIVES

11/28	L.A. Rams	Fumble	LAR	6	3	6	Q1 1:31	1	A. Rodgers: 1-yard run	7	0
		Downs	LAR	4	4	3	Q1 1:53	0	Q2: M. Crosby: 45-yard FG	10	0
		Kickoff	29	7	66	Q2 3:02	1	M. Crosby: 28-yard FG	13	7	
		Kickoff	GB	25	6	89	Q2 2:59	3	R. Cobb: 7-yard pass from A. Rodgers	20	10
		Kickoff	GB	11	13	75	Q3 7:42	5	Rodgers	27	17
		Fumble	GB	25	6	16	Q3 2:19	1	A. Dillon: 5-yard pass from A. Rodgers	30	17
		LAR	27						M. Crosby: 29-yard FG		
12/12	Chicago	Kickoff	GB	25	11	75	Q2 5:07	5	A. Lazard: 2-yard pass from A. Rodgers	7	10
		Kickoff	GB	25	4	75	Q2 0:48	3	Rodgers	21	24
		Kickoff	GB	25	9	75	Q3 5:36	6	D. Adams: 38-yard pass from A. Rodgers	28	27
		Fumble	CHI	23	1	23	Q3 0:08	1	Rodgers	35	27
		Punt	CHI	48	7	46	Q3 3:45	3	A. Jones: 3-yard run	38	27
		Punt	GB	29	13	71	Q4 8:38	6	A. Jones: 23-yard pass from A. Rodgers	45	27
								M. Crosby: 20-yard FG			
								D. Adams: 3-yard pass from A. Rodgers			
								Rodgers			
12/19	at Baltimore	Kickoff	GB	16	8	84	Q1 4:43	6	Q2: A. Dillon: 2-yard run	7	7
		Kickoff	GB	23	11	77	Q2 6:02	5	D. Adams: 3-yard pass from A. Rodgers	14	14
		Kickoff	GB	20	13	80	Q3 7:20	7	Rodgers	21	14
		Kickoff	GB	12	11	88	Q3 5:26	6	A. Jones: 9-yard pass from A. Rodgers	28	17
		Downs	BAL	5	5	18	Q4 2:30	1	Rodgers	31	17
								Q4: M. Valdes-Scantling: 11-yard pass from A. Rodgers			
								M. Crosby: 29-yard FG			
12/25	Cleveland	Interception	GB	47	5	53	Q1 3:24	2	A. Lazard: 11-yard pass from A. Rodgers	7	6
		Interception	GB	22	10	78	Q1 4:48	5	Rodgers	14	6
		Interception	CLE	9	49	49	Q2 1:39	5	Q2: D. Adams: 9-yard pass from A. Rodgers	21	12
		Kickoff	49	11	76	Q3 5:48	4	Rodgers	24	12	
								D. Adams: 1-yard pass from A. Rodgers			
								Rodgers			
								M. Crosby: 32-yard FG			
01/02	Minnesota	--	--	--	--	--	--	--	--	--	
01/09	at Detroit	--	--	--	--	--	--	--	--	--	
AVG				8.3	60.2	4:10		3.6			
TOTALS				540	3,916	271:45		231			

DRIVE CHARTS - OPENING DRIVES

2021 REGULAR SEASON

DATE	OPPONENT	PACKERS								OPPONENT							
		FIRST HALF				SECOND HALF				FIRST HALF				SECOND HALF			
		PLAYS	YDS	TIME	RESULT	PLAYS	YDS	TIME	RESULT	PLAYS	YDS	TIME	RESULT	PLAYS	YDS	TIME	RESULT
09/12	at New Orleans	7	13	3:51	Punt	10	66	5:30	INT	9	49	4:00	FG	6	10	3:19	Punt
09/20	Detroit	11	75	6:51	TD	8	87	4:34	TD	7	75	4:24	TD	8	50	4:33	Downs
09/26	at San Francisco	8	39	4:54	FG	3	8	1:43	Punt	5	16	2:41	Punt	13	83	7:19	TD
10/03	Pittsburgh	8	38	5:54	Punt	12	64	5:29	FG	8	75	4:56	TD	5	12	2:30	Punt
10/10	at Cincinnati	6	33	3:02	Punt	12	56	7:38	FG	3	9	2:19	Punt	3	32	1:37	INT
10/17	at Chicago	6	31	3:51	Punt	10	90	6:54	TD	8	80	4:24	TD	4	19	2:06	Punt
10/24	Washington	13	75	7:49	TD	3	27	1:37	TD	8	83	4:45	TD	2	4	0:53	FUM
10/28	at Arizona	4	4	2:02	Punt	5	14	2:16	TD	3	21	1:49	Punt	3	-6	1:07	INT
11/07	at Kansas City	3	4	1:09	Punt	3	2	1:19	Punt	15	64	7:55	TD	3	0	1:30	Punt
11/14	Seattle	7	41	4:11	Miss FG	3	0	2:02	Punt	3	9	1:43	Punt	5	11	2:04	Punt
11/21	at Minnesota	5	39	1:43	FG	7	75	4:51	TD	7	42	4:03	FG	14	75	6:34	TD
11/28	L.A. Rams	15	56	8:08	Punt	13	75	7:42	TD	5	15	2:29	Punt	3	0	0:43	Punt
12/12	Chicago	3	1	2:20	Punt	9	75	5:36	TD	7	35	3:32	Punt	2	-1	0:52	FUM
12/19	at Baltimore	3	6	1:33	Punt	13	80	7:20	TD	14	70	7:22	Downs	9	55	4:20	FG
12/25	Cleveland	7	17	3:36	Punt	11	76	5:48	FG	5	75	2:39	TD	14	66	8:05	FG

DRIVE EFFICIENCY - GAME-BY-GAME

2021 REGULAR SEASON GREEN BAY PACKERS DRIVES ENDED BY...
(THROUGH WEEK 16)

DATE	TEAMS	DRIVES	3/OUT	TD	FGA	FGM	PNT	DWN	TRN	SAF	CLK	POINTS	PTS/DRV	EFF
9/12	Green Bay	9	3	0	1	1	4	1	3	0	0	3	0.33	0.111
	at New Orleans	9	2	5	1	1	2	0	0	0	1	38	4.22	0.667
9/20	Green Bay	10	4	5	0	0	3	0	0	2	35	3.50	0.500	
	Detroit	9	1	2	1	1	2	2	2	0	0	17	1.89	0.333
9/26	Green Bay	10	2	3	3	3	3	1	0	0	0	30	3.00	0.600
	at San Francisco	10	3	4	0	0	4	0	2	0	0	28	2.80	0.400
10/3	Green Bay	11	2	3	2	2	3	1	1	0	1	27	2.45	0.455
	Pittsburgh	11	3	2	1	1	3	2	2	0	0	17	1.55	0.273
10/10	Green Bay	13	3	2	7	4	2	0	1	0	1	25	1.92	0.462
	at Cincinnati	12	5	3	2	0	5	0	2	0	0	22	1.83	0.250
10/17	Green Bay	9	2	3	1	1	3	0	0	0	2	24	2.67	0.444
	at Chicago	8	1	2	0	0	4	1	1	0	0	14	1.75	0.250
10/24	Green Bay	9	3	3	2	1	3	0	1	0	0	24	2.67	0.444
	Washington	10	2	1	2	1	0	3	2	0	2	10	1.00	0.200
10/28	Green Bay	10	3	3	1	1	3	2	0	0	1	24	2.40	0.400
	at Arizona	8	2	3	0	0	3	0	2	0	0	21	2.63	0.375
11/7	Green Bay	10	2	1	2	0	4	1	1	0	0	7	0.70	0.100
	at Kansas City	11	5	1	2	2	6	1	0	0	1	13	1.18	0.273
11/14	Green Bay	9	2	2	2	1	3	1	1	0	0	17	1.89	0.333
	Seattle	10	3	0	0	0	6	1	2	0	1	0	0.00	0.000
11/21	Green Bay	9	2	4	2	1	2	0	0	0	1	31	3.44	0.556
	at Minnesota	9	2	4	2	2	3	0	0	0	0	34	3.78	0.667
11/28	Green Bay	13	2	3	4	3	5	0	0	0	1	30	2.31	0.462
	L.A. Rams	14	6	3	2	2	5	1	2	0	1	28	2.00	0.357
12/12	Green Bay	11	3	5	1	1	4	0	0	0	1	38	3.45	0.545
	Chicago	12	5	2	3	3	4	0	3	0	0	23	1.92	0.417
12/19	Green Bay	9	3	4	1	1	3	0	0	0	1	31	3.44	0.556
	at Baltimore	9	3	4	1	1	1	2	0	0	1	30	3.33	0.556
12/25	Green Bay	10	3	3	1	1	5	0	0	0	1	24	2.40	0.400
	Cleveland	10	2	3	1	1	1	0	4	0	1	22	2.20	0.400
1/2	Green Bay	--	--	--	--	--	--	--	--	--	--	--	--	--
	Minnesota	--	--	--	--	--	--	--	--	--	--	--	--	--
1/9	Green Bay	--	--	--	--	--	--	--	--	--	--	--	--	--
	at Detroit	--	--	--	--	--	--	--	--	--	--	--	--	--
TOTALS	PACKERS	152	39	44	30	21	50	7	8	0	12	370	2.43	0.428
	OPPONENTS	152	45	39	18	15	49	13	24	0	8	317	2.09	0.355

YARDS GAINED BY DOWN

PACKERS 2021 REGULAR SEASON YARDS GAINED BY DOWN																									
PACKERS												OPPONENT													
		1ST DOWN			2ND DOWN			3RD DOWN			4TH DOWN			1ST DOWN			2ND DOWN			3RD DOWN			4TH DOWN		
Date	Opponent	Att	Yds	Avg	Att	Yds	Avg	Att	Yds	Avg	Att	Yds	Avg	Att	Yds	Avg	Att	Yds	Avg	Att	Yds	Avg			
09/12	at New Orleans	22	87	4.0	17	98	5.8	10	39	3.9	3	5	1.7	26	122	4.7	22	153	7.0	10	34	3.4	2	13	6.5
09/20	Detroit	29	110	3.8	23	130	5.7	9	83	9.2	0	0	0.0	26	147	5.7	19	134	7.1	9	63	7.0	2	0	0.0
09/26	at San Francisco	28	156	5.6	19	100	5.3	11	97	8.8	1	0	0.0	32	128	4.0	22	88	4.0	11	82	7.5	0	0	0.0
10/03	Pittsburgh	31	134	4.3	25	150	6.0	15	83	5.5	1	0	0.0	25	111	4.4	20	121	6.1	11	49	4.5	2	1	0.5
10/10	at Cincinnati	32	272	8.5	20	112	5.6	11	82	7.5	0	0	0.0	27	104	3.9	22	179	8.1	14	77	5.5	3	7	2.3
10/17	at Chicago	28	157	5.6	20	158	7.9	8	6	0.8	1	2	2.0	26	154	5.9	18	95	5.3	11	27	2.5	2	1	0.5
10/24	Washington	24	148	6.2	16	63	3.9	12	76	6.3	1	17	17.0	33	237	7.2	22	172	7.8	11	5	0.5	4	16	4.0
10/28	at Arizona	31	139	4.5	23	136	5.9	14	53	3.8	4	7	1.8	25	165	6.6	18	63	3.5	10	90	9.0	2	16	8.0
11/07	at Kansas City	25	150	6.0	20	108	5.4	12	21	1.8	3	22	7.3	25	72	2.9	22	121	5.5	14	39	2.8	2	9	4.5
11/14	Seattle	29	154	5.3	26	160	6.2	14	79	5.6	1	0	0.0	24	125	5.2	19	24	1.3	15	43	2.9	1	16	16.0
11/21	at Minnesota	26	244	9.4	17	98	5.8	11	125	11.4	0	0	0.0	30	147	4.9	23	164	7.1	13	97	7.5	0	0	0.0
11/28	L.A. Rams	30	120	4.0	27	123	4.6	19	142	7.5	2	14	7.0	26	152	5.8	21	115	5.5	13	86	6.6	1	0	0.0
12/12	Chicago	32	244	7.6	21	125	6.0	10	68	6.8	1	2	2.0	25	115	4.6	19	119	6.3	13	113	8.7	1	0	0.0
12/19	at Baltimore	30	231	7.7	20	83	4.2	9	32	3.6	0	0	0.0	28	117	4.2	22	128	5.8	13	99	7.6	4	10	2.5
12/25	Cleveland	26	149	5.7	21	122	5.8	10	36	3.6	1	4	4.0	34	181	5.3	19	143	7.5	12	79	6.6	1	5	5.0
01/02	Minnesota	--	--	--	--	--	--	--	--	--	--	--	--	--	--	--	--	--	--	--	--	--	--	--	--
01/09	at Detroit	--	--	--	--	--	--	--	--	--	--	--	--	--	--	--	--	--	--	--	--	--	--	--	--
TOTALS		423	2,495	5.9	315	1,766	5.6	175	1,022	5.8	19	73	3.8	412	2,077	5.0	308	1,819	5.9	180	983	5.5	27	94	3.5

THIRD-DOWN EFFICIENCY

PACKERS 2021 REGULAR SEASON THIRD-DOWN EFFICIENCY

PACKERS												
Date	Opponent	3rd & 1	3rd & 2	3rd & 3	3rd & 4	3rd & 5	3rd & 6	3rd & 7	3rd & 8	3rd & 9	3rd & 10+	Total
09/12	at New Orleans	0/0	0/0	0/1	0/0	0/1	0/0	1/4	0/0	0/2	0/2	1/10
09/20	Detroit	1/1	0/1	0/0	0/0	0/1	1/1	1/1	0/0	0/0	2/4	5/9
09/26	at San Francisco	0/0	0/1	2/2	1/3	0/0	1/1	0/0	0/1	0/0	1/3	5/11
10/03	Pittsburgh	3/3	0/0	1/2	1/3	0/0	1/1	1/1	0/0	1/2	1/3	9/15
10/10	at Cincinnati	0/0	0/0	1/1	1/2	0/0	1/1	0/1	0/0	0/1	1/5	4/11
10/17	at Chicago	2/2	0/0	0/0	0/0	0/0	0/0	0/1	0/0	0/1	0/4	2/8
10/24	Washington	0/0	1/1	1/2	2/2	1/1	0/0	0/1	0/1	0/0	1/4	6/12
10/28	at Arizona	3/3	1/1	0/3	0/0	2/5	0/1	0/0	0/0	0/0	0/1	6/14
11/07	at Kansas City	0/0	0/0	0/1	0/0	0/3	1/3	0/0	0/1	0/1	1/3	2/12
11/14	Seattle	2/3	1/2	1/1	1/1	0/0	0/1	2/3	0/0	0/1	0/2	7/14
11/21	at Minnesota	1/1	1/1	0/0	0/0	1/1	2/2	0/0	1/2	0/2	1/2	7/11
11/28	L.A. Rams	2/2	2/3	2/3	0/1	1/2	0/2	0/1	0/1	0/0	0/4	7/19
12/12	Chicago	0/0	1/2	2/2	0/1	0/1	0/0	0/0	0/1	0/0	1/3	4/10
12/19	at Baltimore	1/1	0/0	1/1	1/2	0/1	1/1	0/0	0/0	1/1	0/2	5/9
12/25	Cleveland	1/1	0/1	0/0	0/0	1/1	0/4	0/0	0/0	1/2	0/1	3/10
01/09	Minnesota	--	--	--	--	--	--	--	--	--	--	--
01/09	at Detroit	--	--	--	--	--	--	--	--	--	--	--
TOTALS		16 / 17	7 / 13	11 / 19	7 / 15	6 / 17	8 / 18	5 / 13	1 / 7	3 / 13	9 / 43	73 / 175
		94.1%	53.8%	57.9%	46.7%	35.3%	44.4%	38.5%	14.3%	23.1%	20.9%	41.7%
		3RD & 1-3: 34 / 49 = 69.4%			3RD & 4-6: 21 / 50 = 42.0%			3RD & 7-10+: 18 / 76 = 23.7%				

OPPONENT 2021 REGULAR SEASON THIRD-DOWN EFFICIENCY

OPPONENT												
Date	Opponent	3rd & 1	3rd & 2	3rd & 3	3rd & 4	3rd & 5	3rd & 6	3rd & 7	3rd & 8	3rd & 9	3rd & 10+	Total
09/12	at New Orleans	2/2	1/2	0/0	0/0	0/0	0/0	0/1	2/2	0/0	0/3	5/10
09/20	Detroit	3/3	0/0	1/3	0/0	0/0	0/0	0/0	0/1	0/2	0/0	4/9
09/26	at San Francisco	2/4	0/0	0/1	1/1	0/0	0/1	0/0	1/1	1/1	2/2	7/11
10/03	Pittsburgh	1/1	1/1	1/1	1/3	0/2	0/1	0/0	0/1	0/0	0/1	4/11
10/10	at Cincinnati	0/2	2/4	0/1	1/2	0/1	2/2	0/0	0/0	0/0	0/2	5/14
10/17	at Chicago	0/0	2/2	2/2	0/0	0/1	0/1	0/2	0/0	0/1	0/2	4/11
10/24	Washington	2/2	1/2	1/3	0/1	0/1	0/0	0/0	0/1	0/0	0/1	4/11
10/28	at Arizona	2/2	0/0	0/0	0/2	0/1	0/0	0/0	1/1	0/0	1/4	4/10
11/07	at Kansas City	2/4	0/0	1/4	1/2	0/0	0/0	0/0	0/1	0/0	1/3	5/14
11/14	Seattle	1/1	3/3	1/1	0/0	1/2	0/0	0/0	0/1	0/1	1/6	7/15
11/21	at Minnesota	3/4	0/0	2/3	1/1	0/1	1/1	0/0	0/0	1/1	1/2	9/13
11/28	L.A. Rams	2/3	0/2	1/3	0/0	0/0	0/1	0/1	1/1	0/0	0/2	4/13
12/12	Chicago	0/0	0/0	0/1	2/2	2/3	0/1	0/2	0/1	0/0	1/3	5/13
12/19	at Baltimore	0/0	2/2	1/2	1/1	2/2	0/4	1/1	0/0	0/0	0/1	7/13
12/25	Cleveland	0/0	2/2	0/0	0/0	0/1	1/1	2/2	0/0	0/1	2/5	7/12
01/02	Minnesota	--	--	--	--	--	--	--	--	--	--	--
01/09	at Detroit	--	--	--	--	--	--	--	--	--	--	--
TOTALS		20 / 28	14 / 20	11 / 25	8 / 15	5 / 15	4 / 13	3 / 9	5 / 11	2 / 7	9 / 37	81 / 180
		71.4%	70.0%	44.0%	53.3%	33.3%	30.8%	33.3%	45.5%	28.6%	24.3%	45.0%
		3RD & 1-3: 45 / 73 = 61.6%			3RD & 4-6: 17 / 43 = 39.5%			3RD & 7-10+: 19 / 64 = 29.7%				

FOURTH-DOWN EFFICIENCY

2021 REGULAR SEASON FOURTH-DOWN EFFICIENCY

		PACKERS						OPPONENT					
Date	Opponent	4th & 1	4th & 2	4th & 3	4th & 4	4th & 5+	Total	4th & 1	4th & 2	4th & 3	4th & 4	4th & 5+	Total
09/12	at New Orleans	2/3	0/0	0/0	0/0	0/0	2/3	1/1	0/0	0/0	0/0	1/1	2/2
09/20	Detroit	0/0	0/0	0/0	0/0	0/0	0/0	0/1	0/0	0/1	0/0	0/0	0/2
09/26	at San Francisco	0/1	0/0	0/0	0/0	0/0	0/1	0/0	0/0	0/0	0/0	0/0	0/0
10/03	Pittsburgh	0/0	0/0	0/0	0/1	0/0	0/1	0/0	0/0	0/0	0/1	0/1	0/2
10/10	at Cincinnati	0/0	0/0	0/0	0/0	0/0	0/0	0/0	1/1	1/1	0/0	0/0	2/2
10/17	at Chicago	1/1	0/0	0/0	0/0	0/0	1/1	1/1	0/0	0/0	0/0	0/1	1/2
10/24	Washington	0/0	0/0	1/1	0/0	0/0	1/1	0/1	0/1	0/1	0/0	1/1	1/4
10/28	at Arizona	1/2	0/0	1/1	0/0	0/1	2/4	1/1	0/0	0/0	1/1	0/0	2/2
11/07	at Kansas City	1/1	0/0	0/0	0/0	1/2	2/3	1/2	0/0	0/0	0/0	0/0	1/2
11/14	Seattle	0/0	0/1	0/0	0/0	0/0	0/1	0/0	0/0	0/0	0/0	0/1	0/1
11/21	at Minnesota	0/0	0/0	0/0	0/0	0/0	0/0	0/0	0/0	0/0	0/0	0/0	0/0
11/28	L.A. Rams	1/1	1/1	0/0	0/0	0/0	2/2	0/1	0/0	0/0	0/0	0/0	0/1
12/12	Chicago	0/0	1/1	0/0	0/0	0/0	1/1	0/0	0/0	0/0	0/0	0/1	0/1
12/19	at Baltimore	0/0	0/0	0/0	0/0	0/0	0/0	1/1	0/0	0/1	0/0	1/2	2/4
12/25	Cleveland	1/1	0/0	0/0	0/0	0/0	1/1	1/1	0/0	0/0	0/0	0/0	1/1
01/09	Minnesota	--	--	--	--	--	--	--	--	--	--	--	--
01/09	at Detroit	--	--	--	--	--	--	--	--	--	--	--	--
TOTALS		7/10	2/3	2/2	0/1	1/3	12/19	6/10	1/2	1/4	1/2	3/8	12/26
		70.0%	66.7%	100.0%	0.0%	33.3%	63.2%	60.0%	50.0%	25.0%	50.0%	37.5%	46.2%

INSIDE THE 20

DATE	OPPONENT	OFFENSE	DEFENSE
09/12	at New Orleans	Interception Fumble	TD - Pass TD - Pass TD - Pass TD - Pass
09/20	Detroit	TD - Pass TD - Pass TD - Pass TD - Run	TD - Pass TD - Pass
09/26	at San Francisco	FG - 54 yards TD - Pass Downs TD - Run TD - Pass	TD - Run TD - Pass TD - Run TD - Pass
10/03	Pittsburgh	TD - Run FG - 26 yards FG - 29 yards TD - Pass	TD - Run
10/10	at Cincinnati	TD - Pass TD - Pass FG - 22 yards Missed FG Missed FG	TD - Pass TD - Run
10/17	at Chicago	TD - Pass FG - 39 yards TD - Pass TD - Run	TD - Run TD - Pass
10/24	Washington	TD - Pass Blocked FG, Downs - 34 yards TD - Pass FG - 39 yards	Downs Downs Interception FG - 45 yards
10/28	at Arizona	TD - Run FG - 21 yards TD - Pass TD - Pass Downs	TD - Run TD - Run TD - Run Interception
11/07	at Kansas City	Blocked FG	TD - Pass FG - 24 yards
11/14	Seattle	Missed FG FG - 27 yards Interception TD - Run TD - Run	Interception
11/21	at Minnesota	Missed FG TD - Pass TD - Pass	TD - Run TD - Pass TD - Pass FG - 29 yards
11/28	L.A. Rams	TD - Run FG - 28 yards TD - Pass TD - Pass FG - 29 yards	FG - 36 yards TD - Pass
12/12	Chicago	TD - Pass TD - Run FG - 20 yards TD - Pass	FG - 23 yards
12/19	at Baltimore	TD - Run TD - Pass TD - Pass TD - Pass TD - Pass FG - 29 yards	Downs TD - Pass TD - Pass TD - Pass FG - 38 yards TD - Run TD - Run
12/25	Cleveland	TD - Pass TD - Pass TD - Pass FG - 32 yards	TD - Run Interception TD - Pass FG - 37 yards TD - Pass
01/02	Minnesota	--	--
01/09	at Detroit	--	--

OFFENSE DEFENSE		
Inside the 20	60	44
Scores	49	37
Touchdowns	36	30
Field Goals	13	7
Total Points in 20	290	228
Fumbles	1	0
Interceptions	2	4
Missed Field Goals	6	0
Lost on Downs	2	3
End of Half/Game	0	0
TDs Outside	8	9
Red-Zone Percentage	60.0	68.2

GOAL-TO-GO SITUATIONS

DATE	OPPONENT	OFFENSE	DEFENSE
09/12	at New Orleans	Fumble	TD - Pass TD - Pass TD - Pass
09/20	Detroit	TD - Pass TD - Pass TD - Run	TD - Pass TD - Pass
09/26	at San Francisco	TD - Pass TD - Run	TD - Run TD - Pass TD - Run
10/03	Pittsburgh	TD - Run Field Goal - 29 yards TD - Pass	TD - Run
10/10	at Cincinnati	Field Goal - 22 yards	TD - Pass
10/17	at Chicago	TD - Pass Field Goal - 39 yards TD - Run	TD - Run TD - Pass
10/24	Washington	NONE	Fumble Field Goal - 45 yards
10/28	at Arizona	Field Goal - 21 yards TD - Pass Lost on Downs	TD - Run Interception
11/07	at Kansas City	NONE	TD - Pass Field Goal - 24 yards
11/14	Seattle	Field Goal - 27 yards TD - Run TD - Run	NONE
11/21	at Minnesota	TD - Pass	TD - Run TD - Pass TD - Pass Field Goal - 29 yards
11/28	L.A. Rams	TD - Run TD - Pass	TD - Pass
12/12	Chicago	TD - Pass TD - Run Field Goal - 20 yards TD - Pass	Field Goal - 23 yards
12/19	at Baltimore	TD - Run TD - Pass TD - Pass Field Goal - 29 yards	Lost on Downs TD - Pass TD - Run
12/25	Cleveland	TD - Pass TD - Pass	TD - Run TD - Pass TD - Pass
01/02	Minnesota	--	--
01/09	at Detroit	--	--

	OFFENSE DEFENSE	
Goal-To-Go Situations	32	30
Scores	30	27
Touchdowns	23	23
Field Goals	7	4
Total Points	182	170
Fumbles	1	1
Interceptions	0	1
Missed Field Goals	0	0
Lost on Downs	1	1
End of Half/Game	0	0
Goal-to-Go Percentage	71.9	76.7

BIG PLAYS: RUSH 10+, RECEPTIONS 20+, RETURNS 30+

DATE	OPPONENT	RUSHES			RECEPTIONS			RETURNS					
		GAIN	PLAYER	QTR	RESULT	GAIN	PLAYER	QTR	RESULT	GAIN	PLAYER	QTR	RESULT
09/12	at New Orleans					31 Davante Adams	2	FG					
						32 Randall Cobb	4	Fumble					
09/20	Detroit					50 Davante Adams	3'	TD	41	Kylin Hill (KR)	2	TD	
						221 Robert Tonyan	3'	TD					
						22 Davante Adams	3	TD					
09/26	at San Francisco	10	Aaron Jones	2	Downs	42 Allen Lazard	1	FG	30	Jaire Alexander (INT)	2	INT	
		12	Aaron Jones	3	TD	41 Marquez Valdes-Scantling	1	TD					
		12	Aaron Jones	4	FG	25 Davante Adams	4	FG					
10/03	Pittsburgh	15	Aaron Jones	2	FG	21 Davante Adams	1	Punt					
		25	AJ Dillon	3	TD	231 Randall Cobb	2	TD					
						25 Randall Cobb	3'	FG					
						26 Aaron Jones	3'	FG					
						28 Allen Lazard	3	Fumble					
10/10	at Cincinnati	14	Aaron Jones	1'	Punt	34 Davante Adams	2	TD					
		11	Aaron Jones	1'	Punt	24 Davante Adams	2	FG					
		17	AJ Dillon	3	FG	24 AJ Dillon	2'	TD					
		57	Aaron Jones	4	Miss FG	22 Davante Adams	2'	TD					
						59 Davante Adams	4	FG					
						20 Davante Adams	4	Miss FG					
						20 Marcedes Lewis	5	FG					
10/17	at Chicago	16	Aaron Rodgers	1	Punt	32 Davante Adams	2	TD					
		36	AJ Dillon	2	FG	41 Davante Adams	4	TD					
		28	Aaron Jones	3	TD								
10/24	Washington	15	Aaron Rodgers	1	TD	20t Robert Tonyan	3	TD					
		13	Equanimeous St. Brown	2	Blocked FG, Downs	26 Davante Adams	3'	FG					
						25 Robert Tonyan	4	FG					
10/28	at Arizona	12	AJ Dillon	1	TD	33 Robert Tonyan	3	TD					
		11	Amari Rodgers	2	Punt								
		10	Aaron Jones	2	Downs								
		16	Aaron Jones	4	Downs								
11/07	at Kansas City	15	AJ Dillon	1	Miss FG	21 AJ Dillon	2	Punt					
						35 Randall Cobb	2	Downs					
						20t Allen Lazard	4	TD					
11/14	Seattle	11	AJ Dillon	1	Punt	41 Marquez Valdes-Scantling	1	Miss FG	32	Malik Taylor (KR)	1	Miss FG	
						34 Davante Adams	2	FG					
						23 Aaron Jones	3'	INT					
						24 Aaron Jones	3'	INT					
						50 AJ Dillon	4	TD					
11/21	at Minnesota	11	AJ Dillon	2	Punt	37 Davante Adams	1	FG					
		18	Aaron Rodgers	3'	TD	39 Marquez Valdes-Scantling	2	Miss FG					
		11	Equanimeous St. Brown	3	TD	25t Josiah Deguara	2	TD					
						26 Equanimeous St. Brown	4	TD					
						75t Marquez Valdes-Scantling	4	TD					
11/28	L.A. Rams					54 Randall Cobb	2	FG	33t	Rasul Douglas (INT)	3	INT	
						27 Randall Cobb	2'	TD					
						43 Davante Adams	2'	TD					
						28 Marquez Valdes-Scantling	3	TD					
12/12	Chicago	15	Aaron Jones	1	Punt	32 Allen Lazard	1	Punt	55t	Rasul Douglas (INT)	2	INT	
		11	Aaron Jones	2	TD	25 Josiah Deguara	2	TD					
		11	AJ Dillon	3'	TD	20 Marcedes Lewis	2	Punt					
		11	AJ Dillon	3'	TD	38t Davante Adams	2	TD					
		14	Allen Lazard	3	FG	23t Aaron Jones	3	TD					
12/19	at Baltimore	11	Aaron Jones	3	TD	31 Marquez Valdes-Scantling	2	TD					
						22 Tyler Davis	2	TD					
						24 Marquez Valdes-Scantling	2	Punt					
						25 Marquez Valdes-Scantling	4	TD					
						23 Marcedes Lewis	4	FG					
12/25	Cleveland	13	Allen Lazard	2	TD	33 Davante Adams	1	TD					
		27	Aaron Jones	3	FG	34 Allen Lazard	1	TD					
01/02	Minnesota	--	--	--	--	--	--	--	--	--	--	--	--
01/09	at Detroit	--	--	--	--	--	--	--	--	--	--	--	--

* -- result within the same drive

BIG-YARDAGE GAMES

2021 REGULAR SEASON BIG-YARDAGE GAMES

100-YARD PASS RECEIVERS

DATE	OPPONENT	PLAYER	REC.	YDS.	AVG.	LG	TD
9/20	vs. Detroit	Davante Adams	8	121	15.1	50	0
9/26	at San Francisco	Davante Adams	12	132	11.0	25	1
10/10	at Cincinnati	Davante Adams	11	206	18.7	59	1
11/21	at Minnesota	Davante Adams	7	115	16.4	37	2
11/21	at Minnesota	Marquez Valdes-Scantling	4	123	30.8	75t	1
11/28	vs. L.A. Rams	Davante Adams	8	104	13.0	43	0
12/12	vs. Chicago	Davante Adams	10	121	12.1	38t	2
12/25	vs. Cleveland	Davante Adams	10	114	11.4	33	2

100-YARD RUSHERS

DATE	OPPONENT	PLAYER	ATT.	YDS.	AVG.	LG	TD
10/10	at Cincinnati	Aaron Jones	14	103	7.4	57	0

300-YARD PASSERS

DATE	OPPONENT	PLAYER	ATT.	YDS.	COMP.	LG	TD
10/10	at Cincinnati	Aaron Rodgers	39	344	27	59	2
11/21	at Minnesota	Aaron Rodgers	33	385	23	75t	4
11/28	vs. L.A. Rams	Aaron Rodgers	45	307	28	54	2
12/12	vs. Chicago	Aaron Rodgers	37	341	29	38t	4

2021 OPPONENTS BIG-YARDAGE GAMES

100-YARD PASS RECEIVERS

DATE	OPPONENT	PLAYER	REC.	YDS.	AVG.	LG	TD
10/10	at Cincinnati	Ja'Marr Chase	6	159	26.5	70t	1
10/24	vs. Washington	Terry McLaurin	7	122	17.4	40t	1
11/21	at Minnesota	Justin Jefferson	8	169	21.1	56	2
12/19	at Baltimore	Mark Andrews	10	136	13.6	43	2

100-YARD RUSHERS

DATE	OPPONENT	PLAYER	ATT.	YDS.	AVG.	LG	TD
12/25	vs. Cleveland	Nick Chubb	17	126	7.4	27	1

300-YARD PASSERS

DATE	OPPONENT	PLAYER	ATT.	YDS.	COMP.	LG	TD
11/21	at Minnesota	Kirk Cousins	35	341	24	56	3
11/28	vs. L.A. Rams	Matthew Stafford	38	302	21	79t	3

COMPLETIONS BY DISTANCE

2021 REGULAR SEASON

DATE	OPPONENT	QUARTERBACK	LOSS	0-9	10-19	20-29	30-39	40-49	50+
09/12	at New Orleans	Love	--	3	1	--	1	--	--
		Rodgers	--	11	3	--	1	--	--
09/20	Detroit	Rodgers	--	11 (2)	8 (1)	2 (1)	--	--	1
09/26	at San Francisco	Rodgers	1	11 (1)	8 (1)	1	--	2	--
10/03	Pittsburgh	Rodgers	1	8 (1)	6	4 (1)	1	--	--
10/10	at Cincinnati	Rodgers	2	11 (1)	7 (1)	--	1	--	1
10/17	at Chicago	Rodgers	--	8 (1)	7 (1)	--	1	1	--
10/24	Washington	Rodgers	--	12	12 (2)	3 (1)	--	--	--
10/28	at Arizona	Rodgers	1	14 (1)	6 (1)	--	1	--	--
11/07	at Kansas City	Love	1	9	6	2 (1)	1	--	--
11/14	Seattle	Rodgers	--	15	3	2	1	1	1
11/21	at Minnesota	Rodgers	--	8	9 (1)	2 (1)	3 (1)	--	1 (1)
11/28	L.A. Rams	Rodgers	--	21 (2)	3	2	--	1	1
12/12	Chicago	Rodgers	--	15 (2)	9	3 (1)	2 (1)	--	--
12/19	at Baltimore	Rodgers	1	10 (2)	7 (1)	4	1	--	--
12/25	Cleveland	Rodgers	1	15 (2)	6 (1)	--	2	--	--
01/02	Minnesota	--	--	--	--	--	--	--	--
01/09	at Detroit	--	--	--	--	--	--	--	--
PLAYER TOTALS		Love	1	12	7	2 (1)	2	--	--
		Rodgers	7	170 (15)	94 (10)	28 (5)	14 (2)	5	5 (1)
TEAM TOTALS			8	182 (15)	101 (10)	30 (6)	16 (2)	5	5 (1)

WEEKLY INDIVIDUAL STATISTICAL LEADERS

2021 REGULAR SEASON GREEN BAY PACKERS WEEK-BY-WEEK LEADERS (THROUGH WEEK 16)

		SCORING		PASSING YARDS		CARRIES		RUSHING YARDS		RECEPTIONS		RECEIVING YARDS		TACKLES		SOLO TACKLES		SACKS	
DATE	OPPONENT	PLAYER	NO.	PLAYER	NO.	PLAYER	NO.	PLAYER	NO.	PLAYER	NO.	PLAYER	NO.	PLAYER	NO.	PLAYER	NO.	PLAYER	NO.
09/12	at Saints	M. Crosby	3	A. Rodgers	133	A. Jones	5	A. Dillon	19	D. Adams	5	D. Adams	56	A. Amos	9	A. Amos	7	--	--
09/20	Lions	A. Jones	24	A. Rodgers	255	A. Jones	17	A. Jones	67	D. Adams	8	D. Adams	121	D. Campbell	13	D. Campbell	10	--	--
09/26	at 49ers	M. Crosby	12	A. Rodgers	261	A. Jones	19	A. Jones	82	D. Adams	12	D. Adams	132	D. Campbell	11	E. Savage	6	P. Smith	1.0
10/03	Steelers	R. Cobb	12	A. Rodgers	248	A. Jones	15	A. Dillon	81	D. Adams	6	R. Cobb	69	D. Campbell	9	E. Stokes	8	R. Gary	1.0
10/10	at Bengals	M. Crosby	13	A. Rodgers	344	A. Jones	14	A. Jones	103	D. Adams	11	D. Adams	206	A. Amos	9	A. Amos	6	K. Barnes	1.0
10/17	at Bears	A. Rodgers A. Jones A. Lazard M. Crosby	6	A. Rodgers	195	A. Jones	13	A. Jones	76	D. Adams	4	D. Adams	89	D. Campbell	6	R. Douglas	5	K. Clark	2.0
10/24	Washington	D. Adams R. Tonyan A. Lazard M. Crosby	6	A. Rodgers	274	A. Jones	6	A. Jones	19	D. Adams	6	D. Adams	76	D. Campbell	14	D. Campbell	11	R. Gary	2.0
10/28	at Cardinals	R. Cobb	12	A. Rodgers	184	A. Dillon	16	A. Dillon	78	A. Jones	7	A. Jones	51	R. Douglas	9	R. Douglas	9	D. Campbell	1.0
11/07	at Chiefs	A. Lazard	6	J. Love	190	A. Jones	12	A. Jones	53	D. Adams	6	R. Cobb	50	K. Barnes	9	K. Barnes	7	R. Gary	1.0
11/14	Seahawks	A. Dillon	12	A. Rodgers	232	A. Dillon	21	A. Dillon	66	D. Adams	7	D. Adams	78	D. Campbell	5	D. Campbell	5	R. Gary	1.0
11/21	at Vikings	D. Adams	12	A. Rodgers	385	A. Dillon	11	A. Dillon	53	D. Adams	7	M. Valdes-Scantling	123	D. Campbell	7	D. Campbell	6	P. Smith	2.0
11/28	Rams	M. Crosby	12	A. Rodgers	307	A. Dillon	20	A. Dillon	69	D. Adams	8	D. Adams	104	K. Barnes	9	K. Barnes	7	K. Clark	1.0
12/12	Bears	A. Jones D. Adams	12	A. Rodgers	341	A. Dillon	15	A. Dillon	71	D. Adams	10	D. Adams	121	D. Campbell	16	D. Campbell	9	P. Smith	2.0
12/19	at Ravens	M. Crosby	7	A. Rodgers	268	A. Jones	13	A. Jones	58	D. Adams	6	M. Valdes-Scantling	98	D. Campbell	10	R. Douglas	8	D. Campbell	1.0
12/25	Browns	D. Adams	12	A. Rodgers	202	A. Jones	12	A. Jones	66	D. Adams	10	D. Adams	114	D. Campbell	13	D. Campbell	12	R. Gary	2.0
01/02	Vikings	--	--	--	--	--	--	--	--	--	--	--	--	--	--	--	--	--	--
01/09	at Lions	--	--	--	--	--	--	--	--	--	--	--	--	--	--	--	--	--	--
MOST TIMES LED (INCLUDING TIES)		M. Crosby	7	A. Rodgers	14	A. Jones	10	A. Jones	8	D. Adams	14	D. Adams	10	D. Campbell	11	D. Campbell	6	R. Gary	6

OPPONENTS

		SCORING		PASSING YARDS		CARRIES		RUSHING YARDS		RECEPTIONS		RECEIVING YARDS		TACKLES		SOLO TACKLES		SACKS	
DATE	OPPONENT	PLAYER	NO.	PLAYER	NO.	PLAYER	NO.	PLAYER	NO.	PLAYER	NO.	PLAYER	NO.	PLAYER	NO.	PLAYER	NO.	PLAYER	NO.
09/12	at Saints	J. Johnson	12	J. Winston	148	A. Kamara	20	A. Kamara	83	A. Kamara J. Johnson A. Trautman	3	D. Harris	72	Z. Baun	5	Z. Baun	5	M. Davenport	1.0
09/20	Lions	T. Hockenson O. Cephus	6	J. Goff	246	D. Swift	8	J. Goff	46	T. Hockenson	8	T. Hockenson	66	A. Anzalone	10	A. Anzalone	8	M. Broekers	1.0
09/26	at 49ers	T. Sermon T. Lance K. Juszczyk B. Aiyuk	6	J. Garoppolo	257	T. Sermon	10	T. Sermon	31	G. Kittle	7	G. Kittle	92	A. Al-Shaair	10	A. Al-Shaair F. Warner E. Moseley	5	A. Armstead	1.0
10/03	Steelers	N. Harris D. Johnson	6	B. Roethlisberger	232	N. Harris	15	N. Harris	62	D. Johnson	9	D. Johnson	92	M. Fitzpatrick C. Heyward J. Schobert	8	M. Fitzpatrick T. Edmunds	6	T. Watt	2.0
10/10	at Bengals	J. Mixon S. Perine J. Chase	6	J. Burrow	281	S. Perine	11	S. Perine	59	J. Chase	6	J. Chase	159	J. Bates III V. Bell	9	J. Bates III V. Bell	8	T. Hendrickson	2.0
10/17	at Bears	K. Herbert D. Mooney	6	J. Fields	174	K. Herbert	19	K. Herbert	97	D. Mooney	5	A. Robinson II	53	R. Smith	12	R. Smith	6	K. Mack	1.0
10/24	Washington	T. McLaurin	6	T. Heinicke	268	A. Gibson	14	T. Heinicke	95	T. McLaurin	7	T. McLaurin	122	L. Collins	7	L. Collins	6	J. Allen	2.0
10/28	at Cardinals	J. Conner	12	K. Murray	274	C. Edmonds	7	C. Edmonds	30	A. Green	5	D. Hopkins	66	J. Hicks	12	J. Hicks	7	Z. Allen	1.0
11/07	at Chiefs	H. Butler	7	P. Mahomes	166	D. Williams	19	D. Williams	70	T. Kelce	5	T. Kelce	68	C. Ward A. Hitchens	7	C. Ward T. Mathieu	5	T. Mathieu	1.0
11/14	Seahawks	--	--	R. Wilson	161	A. Collins	10	A. Collins	41	G. Everett	8	G. Everett	63	J. Brooks	12	J. Brooks	8	R. Green	1.0
11/21	at Vikings	J. Jefferson	12	K. Cousins	341	D. Cook	22	D. Cook	86	A. Thielen J. Jefferson	8	J. Jefferson	169	E. Kendrick	11	X. Woods	5	H. Smith	1.0
11/28	Rams	M. Gay	8	M. Stafford	302	D. Henderson Jr.	16	D. Henderson Jr.	55	C. Kupp	7	C. Kupp	96	T. Reeder	13	D. Williams	7	G. Gaines	1.0
12/12	Bears	J. Grant Sr. C. Santos	12	J. Fields	224	D. Montgomery	10	J. Fields	74	D. Montgomery	6	D. Byrd	76	E. Jackson A. Burns R. Smith	9	E. Jackson	7	R. Quinn	2.0
12/19	at Ravens	T. Huntley M. Andrews	12	T. Huntley	215	T. Huntley	13	T. Huntley	73	M. Andrews M. Brown	10	M. Andrews	136	P. Queen	13	P. Queen	11	J. Bynes	1.0
12/25	Browns	N. Chubb H. Bryant A. Schwartz	6	B. Mayfield	222	N. Chubb	17	N. Chubb	126	R. Higgins	5	R. Higgins N. Chubb	58	M. Stewart Jr.	10	M. Stewart Jr.	9	--	--
01/02	Vikings	--	--	--	--	--	--	--	--	--	--	--	--	--	--	--	--	--	--
01/09	at Lions	--	--	--	--	--	--	--	--	--	--	--	--	--	--	--	--	--	--

WEEKLY INDIVIDUAL STATISTICAL LEADERS

TURNOVER CHART

2021 REGULAR SEASON - DEFENSIVE TAKEAWAYS

DATE	OPPONENT	TAKEAWAY	QTR.	SCORE	YD-LINE	RESULT
09/12	at New Orleans	None				
09/20	Detroit	K. Barnes FR (J. Goff fumble)	3	28-17	DET-23	TD
		D. Campbell INT (J. Goff)	4	35-17	GB-43	Punt
09/26	at San Francisco	J. Alexander INT (J. Garoppolo)	2	10-0	GB-38	Downs
		D. Campbell FR (J. Garoppolo fumble)	4	24-21	SF-41	FG
10/03	Pittsburgh	K. Clark FR (K. Keke FF)	2	7-7	PIT-23	TD
		E. Stokes INT (B. Roethlisberger)	4	27-17	GB-42	EOG
10/10	at Cincinnati	A. Amos INT (J. Burrow)	3	16-14	GB-18	FG
		D. Campbell INT (J. Burrow)	5	22-22	CIN-30	Missed FG
10/17	at Chicago	D. Savage INT (J. Fields: touchback)	1	0-7	GB(-7)	TD
10/24	Washington	D. Lowry FR (R. Gary FF)	3	14-7	WAS-27	TD
		C. Sullivan INT (T. Heinicke: touchback)	4	24-7	GB(-7)	Fumble
10/28	at Arizona	H. Black INT (K. Murray)	3	10-7	ARZ-14	TD
		R. Douglas INT (K. Murray: touchback)	4	24-21	GB(-15)	EOG
11/07	at Kansas City	None				
11/14	Seattle	K. King INT (R. Wilson: touchback)	3	3-0	GB(-3)	INT
		A. Amos INT (R. Wilson: touchback)	4	10-0	GB(-7)	TD
11/21	at Minnesota	None				
11/28	L.A. Rams	P. Smith FR (P. Smith FF)	1	0-0	LA-12	TD
		R. Douglas INT (M. Stafford)	3	36-17	LA-33	TD
12/12	Chicago	R. Douglas INT (J. Fields)	2	14-10	GB-45	TD
		R. Gary FR (P. Smith FF)	3	28-27	CHI-23	TD
		C. Sullivan INT (J. Fields)	4	45-30	GB-9	EOG
12/19	at Baltimore	None				
12/25	Cleveland	D. Savage INT (B. Mayfield)	1	0-6	GB-47	TD
		C. Sullivan INT (B. Mayfield)	1	7-6	GB-9	TD
		R. Douglas INT (B. Mayfield)	2	14-12	GB-40	TD
		R. Douglas INT (B. Mayfield)	4	24-22	GB-40	EOG
01/02	Minnesota	--	--	--	--	--
01/09	at Detroit	--	--	--	--	--

2021 REGULAR SEASON - OFFENSIVE GIVEAWAYS

DATE	OPPONENT	TAKEAWAY	QTR.	SCORE	YD-LINE	RESULT
09/12	at New Orleans	A. Rodgers INT (P. Adebayo)	3	3-17	NO-7	Punt
		A. Rodgers INT (M. Williams)	3	3-17	NO-35	TD
		J. Love fumble (T. Kpassagnon FF; K. Eliass FR)	4	3-38	NO-2	EOG
09/20	Detroit	None				
09/26	at San Francisco	None				
10/03	Pittsburgh	A. Jones fumble (C. Wormley FF; T. Watt FR)	3	27-10	PIT-35	Punt
10/10	at Cincinnati	A. Rodgers INT (C. Awuzie)	1	0-0	CIN-16	Punt
10/17	at Chicago	None				
10/24	Washington	A. Dillon fumble (M. Sweat FF; L. Collins FR)	4	24-7	GB-38	FG
10/28	at Arizona	None				
11/07	at Kansas City	J. Love INT (L. Sneed)	4	0-13	KC-5	Punt
11/14	Seattle	A. Rodgers INT (J. Adams: touchback)	3	3-0	SEA(-5)	Punt
11/21	at Minnesota	None				
11/28	L.A. Rams	None				
12/12	Chicago	None				
12/19	at Baltimore	None				
12/25	Cleveland	None				
01/02	Minnesota	--	--	--	--	--
01/09	at Detroit	--	--	--	--	--

2021 REGULAR SEASON - SPECIAL TEAMS/MISC TAKEAWAYS

DATE	OPPONENT	TAKEAWAY	QTR.	SCORE	YD-LINE	RESULT
10/28	at Arizona	T. Summers FR (R. Moore fumble)	2	7-7	ARZ-3	FG
11/28	L.A. Rams	K. Barnes FR (D. Dafney FF)	3	27-17	LA-28	FG

2021 REGULAR SEASON - SPECIAL TEAMS/MISC GIVEAWAYS

DATE	OPPONENT	TAKEAWAY	QTR.	SCORE	YD-LINE	RESULT
11/07	at Kansas City	M. Taylor; C. Lammons FR: touchback	2	0-7	GB-10	FG
11/28	L.A. Rams	R. Cobb; R. Rochell FR	2	13-7	GB-25	FG

2021 REGULAR SEASON - TURNOVERS

Offense:	8 Giveaways	Ratio
	10 Points (1 TD, 1 FG)	
Defense:	24 Takeaways	+16 (26 takes, 10 gives)
	96 Points (13 TD, 2 FG)	
Special Teams:	2 Giveaways	Points Off Turnovers Ratio
	6 Points (0 TD, 2 FG)	
	2 Takeaways	
	6 Points (0 TD, 2 FG)	+86 (102 scored, 16 allowed)

TAKEAWAY/GIVEAWAY CHART

DATE	OPPONENT	GB +/- RATIO	GB TAKES	POINTS OFF TAKES	GB GIVES	POINTS OFF GIVES	POINTS OFF TO RATIO
09/12	at New Orleans	-3	0 (0 FUM, 0 INT)	0	3 (1 FUM, 2 INT)	7	-7
09/20	Detroit	+2	2 (1 FUM, 1 INT)	7	0 (0 FUM, 0 INT)	0	+7
09/26	at San Francisco	+2	2 (1 FUM, 1 INT)	3	0 (0 FUM, 0 INT)	0	+3
10/03	Pittsburgh	+1	2 (1 FUM, 1 INT)	7	1 (1 FUM, 0 INT)	0	+7
10/10	at Cincinnati	+1	2 (0 FUM, 2 INT)	3	1 (0 FUM, 1 INT)	0	+3
10/17	at Chicago	+1	1 (0 FUM, 1 INT)	7	0 (0 FUM, 0 INT)	0	+7
10/24	Washington	+1	2 (1 FUM, 1 INT)	7	1 (1 FUM, 0 INT)	3	+4
10/28	at Arizona	+3	3 (1 FUM, 2 INT)	10	0 (0 FUM, 0 INT)	0	+10
11/07	at Kansas City	-2	0 (0 FUM, 0 INT)	0	2 (1 FUM, 1 INT)	3	-3
11/14	Seattle	+1	2 (0 FUM, 2 INT)	7	1 (0 FUM, 1 INT)	0	+7
11/21	at Minnesota	0	0 (0 FUM, 0 INT)	0	0 (0 FUM, 0 INT)	0	0
11/28	L.A. Rams	+2	3 (2 FUM, 1 INT)	16	1 (1 FUM, 0 INT)	3	+13
12/12	Chicago	+3	3 (1 FUM, 2 INT)	14	0 (0 FUM, 0 INT)	0	+14
12/19	at Baltimore	0	0 (0 FUM, 0 INT)	0	0 (0 FUM, 0 INT)	0	0
12/25	Cleveland	+4	4 (0 FUM, 4 INT)	21	0 (0 FUM, 0 INT)	0	+21
01/02	Minnesota	--	--	--	--	--	--
01/09	at Detroit	--	--	--	--	--	--
TOTALS		+16	26 (8 FUM, 18 INT)	102	10 (5 FUM, 5 INT)	16	+86

TEAM HIGHS AND LOWS

2021 REGULAR SEASON GREEN BAY PACKERS OFFENSIVE HIGHS AND LOWS (THROUGH WEEK 16)

HIGH	DATE	OPPONENT	CATEGORY	OPPONENT	DATE	LOW
45	12/12	vs. Chicago	Points	at New Orleans	9/12	3
21	12/12	vs. Chicago	Points in a Quarter	at New Orleans	9/12	0
				at San Francisco	9/26	
				vs. Pittsburgh	10/3	
				at Cincinnati	10/10	
				at Chicago	10/17	
				at Arizona	10/28	
				...6 more at 0.		
24	12/12	vs. Chicago	Points in a Half	at New Orleans	9/12	0
6	12/12	vs. Chicago	Total Touchdowns	at New Orleans	9/12	0
78	11/28	vs. L.A. Rams	Total Plays	at New Orleans	9/12	52
467	11/21	at Minnesota	Total Net Yards	at New Orleans	9/12	229
27	12/12	vs. Chicago	Total First Downs	at New Orleans	9/12	14
11	10/28	at Arizona	First Downs Rushing	at New Orleans	9/12	2
20	12/19	at Baltimore	First Downs Passing	vs. Washington	10/24	9
4	9/20	vs. Detroit	First-Down Penalties	vs. Pittsburgh	10/3	1
				at Cincinnati	10/10	
				vs. Washington	10/24	
				at Minnesota	11/21	
				vs. Chicago	12/12	
				vs. Cleveland	12/25	
63.6%	11/21	at Minnesota	Third-Down Efficiency	at New Orleans	9/12	10.0%
8.6	11/21	vs. Minnesota	Average Yards Per Play	at New Orleans	9/12	4.4
154	10/17	at Chicago	Total Net Yards Rushing	at New Orleans	9/12	43
34	10/28	at Arizona	Rushing Attempts	at New Orleans	9/12	15
6	10/10	at Cincinnati	Rushing Average Yards	vs. Washington	10/24	2.9
				at New Orleans	9/12	
				vs. L.A. Rams	11/28	
2	11/14	vs. Seattle	Rushing Touchdowns	at New Orleans	9/12	0
				at Cincinnati	10/10	
				vs. Washington	10/24	
				at Kansas City	11/7	
				at Minnesota	11/21	
				vs. Cleveland	12/25	
372	11/21	at Minnesota	Total Net Yards Passing	at Chicago	10/17	169
45	11/28	vs. L.A. Rams	Passing Attempts	at Chicago	10/17	23
29	12/12	vs. Chicago	Passing Completions	at Chicago	10/17	17
4	9/20	vs. Detroit	Passing Touchdowns	at New Orleans	9/12	0
10.6	11/21	at Minnesota	Passing Yards Average	vs. Seattle	11/14	
2	9/12	at New Orleans	Passes Thrown for Interception	at Arizona	10/28	4.8
				vs. Detroit	9/20	0
				at San Francisco	9/26	
				vs. Pittsburgh	10/3	
				at Chicago	10/17	
				vs. Washington	10/24	
				at Arizona	10/28	
				...5 more at 0.		
3	9/20	vs. Detroit	Times Sacked	vs. Cleveland	12/25	0
3	9/20	vs. Detroit	QB Sacks	vs. Cleveland	12/25	0
28	9/20	vs. Detroit	Sack Yards Lost	at Arizona	10/28	0
				vs. L.A. Rams	11/28	
				vs. Cleveland	12/25	
5	11/28	vs. L.A. Rams	Total Punts	at Cincinnati	10/10	2
235	12/25	vs. Cleveland	Total Punt Yards	at Minnesota	11/21	
56	10/17	at Chicago	Punt Gross Average Yards	at Cincinnati	10/10	67
48.5	11/7	at Kansas City	Punt Net Average Yards	vs. Chicago	10/10	33.5
4	11/14	vs. Seattle	Punt Returns	vs. Chicago	12/12	10
				vs. Washington	10/24	0
				at Minnesota	11/21	
				at Baltimore	12/19	
29	11/14	vs. Seattle	Punt Return Yards	vs. Pittsburgh	10/3	0
				vs. Washington	10/24	
				at Minnesota	11/21	
				vs. L.A. Rams	11/28	
				at Baltimore	12/19	
17.0	9/12	at New Orleans	Punt Return Yards Average	vs. Pittsburgh	10/3	0.0
				vs. Washington	10/24	
				at Minnesota	11/21	
				vs. L.A. Rams	11/28	
				at Baltimore	12/19	
5	12/19	at Baltimore	Kickoff Returns	vs. Washington	10/24	0
				at Minnesota	11/21	
76	12/19	at Baltimore	Kickoff Return Yards	vs. Washington	10/24	0
				at Minnesota	11/21	
8	11/21	at Minnesota	Total Penalties	at Cincinnati	10/10	2
92	11/21	at Minnesota	Penalty Yards	at Cincinnati	10/10	10
3	11/7	at Kansas City	Total Fumbles	vs. Detroit	9/20	0
				at Cincinnati	10/10	
				at Chicago	10/17	
				at Baltimore	12/19	
				vs. Cleveland	12/25	
1	9/12	at New Orleans	Fumbles Lost	vs. Detroit	9/20	0
				at San Francisco	9/26	
				at Cincinnati	10/10	
				at Chicago	10/17	
				at Arizona	10/28	
				vs. Seattle	11/14	
				...4 more at 0.		
39:40	11/28	vs. L.A. Rams	Time of Possession	at New Orleans	9/12	25:24
3	9/12	at New Orleans	Turnovers	vs. Detroit	9/20	0
				at San Francisco	9/26	
				at Chicago	10/17	
				at Arizona	10/28	
				at Minnesota	11/21	
				vs. Chicago	12/12	
				...2 more at 0.		
78,281	10/3	vs. Pittsburgh	Attendance	at New Orleans	9/12	35,242

2021 REGULAR SEASON GREEN BAY PACKERS DEFENSIVE HIGHS AND LOWS (THROUGH WEEK 16)

HIGH	DATE	OPPONENT	CATEGORY	OPPONENT	DATE	LOW
38	9/12	at New Orleans	Points	vs. Seattle	11/14	0

TEAM HIGHS AND LOWS

24	12/12	vs. Chicago	Points in a Quarter	vs. Detroit at San Francisco	9/20 9/26	0
				vs. Pittsburgh at Cincinnati at Chicago	10/3 10/10 10/17	
				vs. Washington ...5 more at 0.	10/24 11/28	
27	12/12	vs. Chicago	Points in a Half	vs. Detroit at Kansas City	9/20 11/7	0
				vs. Seattle	11/14	
5	9/12	at New Orleans	Total Touchdowns	vs. Seattle	11/14	0
70	10/24	vs. Washington	Total Plays	at Arizona	10/28	55
430	10/24	vs. Washington	Total Net Yards	vs. Seattle	11/14	208
28	12/25	vs. Cleveland	Total First Downs	at Kansas City	11/7	14
12	12/25	vs. Cleveland	First Downs Rushing	at Kansas City	11/7	4
17	11/21	at Minnesota	First Downs Passing	vs. Chicago	12/12	7
5	9/26	at San Francisco	First-Down Penalties	at Cincinnati	10/10	0
				vs. L.A. Rams	11/28	
69.2%	11/21	at Minnesota	Third-Down Efficiency	vs. L.A. Rams	11/28	30.8%
6.2	11/21	at Minnesota	Average Yards Per Play	vs. Seattle	11/14	3.5
219	12/25	vs. Cleveland	Total Net Yards Rushing	vs. Pittsburgh	10/3	62
39	9/12	at New Orleans	Rushing Attempts	vs. Pittsburgh	10/3	16
				vs. Seattle	11/14	
8.8	12/25	vs. Cleveland	Rushing Average Yards	at Kansas City	11/21	3.1
				at Minnesota	9/12	
3	10/28	at Arizona	Rushing Touchdowns	at New Orleans	9/12	0
				vs. Detroit	9/20	
				vs. Washington	10/24	
				at Kansas City	11/7	
				vs. Seattle	11/14	
				vs. L.A. Rams	11/28	
				...1 more at 0.		
318	11/21	at Minnesota	Total Net Yards Passing	vs. Seattle	11/14	133
40	9/26	at San Francisco	Passing Attempts	at New Orleans	9/12	21
28	12/19	at Baltimore	Passing Completions	at New Orleans	9/12	15
5	9/12	at New Orleans	Passing Touchdowns	at Arizona	10/28	0
				vs. Seattle	11/14	
8.6	11/21	at Minnesota	Passing Yards Average	vs. Seattle	11/14	3.1
4	12/25	vs. Cleveland	Passes Thrown for Interception	at New Orleans	9/12	0
				at Kansas City	11/7	
				at Minnesota	11/21	
				at Baltimore	12/19	
5	12/25	vs. Cleveland	Times Sacked	at New Orleans	9/12	0
5	12/25	vs. Cleveland	QB Sacks	at New Orleans	9/12	0
37	10/17	at Chicago	Sack Yards Lost	at New Orleans	9/12	0
6	11/7	at Kansas City	Total Punts	vs. Washington	10/24	0
341	11/7	at Kansas City	Total Punt Yards	vs. Washington	10/24	0
56.8	11/7	at Kansas City	Punt Gross Average Yards	vs. Pittsburgh	10/3	34
54.3	11/7	at Kansas City	Punt Net Average Yards	vs. Washington	10/24	0
3	10/28	at Arizona	Punt Returns	vs. Washington	10/24	0
				vs. Seattle	11/14	
				at Baltimore	12/19	
131	12/12	vs. Chicago	Punt Return Yards	vs. Washington	10/24	0
				vs. Seattle	11/14	
				at Baltimore	12/19	
43.7	12/12	vs. Chicago	Punt Return Yards Average	vs. Washington	10/24	0.0
				vs. Seattle	11/14	
				at Baltimore	12/19	
5	11/28	vs. L.A. Rams	Kickoff Returns	at New Orleans	9/12	0
128	12/12	vs. Chicago	Kickoff Return Yards	at New Orleans	9/12	0
9	9/20	vs. Detroit	Total Penalties	at Cincinnati	10/10	2
86	9/26	at San Francisco	Penalty Yards	at Cincinnati	10/10	21
4	10/24	vs. Washington	Total Fumbles	at New Orleans	9/12	0
				at Cincinnati	10/10	
				vs. Seattle	11/14	
				at Baltimore	12/19	
				vs. Cleveland	12/25	
2	11/28	vs. L.A. Rams	Fumbles Lost	at New Orleans	9/12	0
				at Cincinnati	10/10	
				at Chicago	10/17	
				at Kansas City	11/7	
				vs. Seattle	11/14	
				at Minnesota	11/21	
				...2 more at 0.		
34:36	9/12	at New Orleans	Time of Possession	vs. L.A. Rams	11/28	20:20
4	12/25	vs. Cleveland	Turnovers	at New Orleans	9/12	0
				at Kansas City	11/7	
				at Minnesota	11/21	
				at Baltimore	12/19	
78,281	10/3	vs. Pittsburgh	Attendance	at New Orleans	9/12	35,242

INDIVIDUAL SINGLE-GAME HIGHS

2021 REGULAR SEASON PACKERS INDIVIDUAL SINGLE-GAME HIGHS

Touchdowns	4	Aaron Jones	vs. Lions	09/20	2	Mark Andrews	at Ravens	12/19
						Tyler Huntley	at Ravens	12/19
						Justin Jefferson	at Vikings	11/21
						James Conner	at Cardinals	10/28
						Juwon Johnson	at Saints	09/12
Passes Attempted	45	Aaron Rodgers	vs. Rams	11/28	40	Tyler Huntley	at Ravens	12/19
						Russell Wilson	vs. Seahawks	11/14
						Ben Roethlisberger	vs. Steelers	10/03
						Jimmy Garoppolo	at 49ers	09/26
Passes Completed	29	Aaron Rodgers	vs. Bears	12/12	28	Tyler Huntley	at Ravens	12/19
Completion Percentage	81.4	Aaron Rodgers	vs. Lions	09/20	72.2	Jared Goff	vs. Lions	09/20
Passing Yards	385	Aaron Rodgers	at Vikings	11/21	341	Kirk Cousins	at Vikings	11/21
Yards Per Attempt	11.7	Aaron Rodgers	at Vikings	11/21	9.7	Kirk Cousins	at Vikings	11/21
Touchdown Passes	4	Aaron Rodgers	vs. Bears	12/12	5	Jameis Winston	at Saints	09/12
		Aaron Rodgers	at Vikings	11/21				
		Aaron Rodgers	vs. Lions	09/20				
Pass Receptions	12	Davante Adams	at 49ers	09/26	10	Mark Andrews	at Ravens	12/19
						Marquise Brown	at Ravens	12/19
Receiving Yards	206	Davante Adams	at Bengals	10/10	169	Justin Jefferson	at Vikings	11/21
Touchdown Receptions	3	Aaron Jones	vs. Lions	09/20	2	Mark Andrews	at Ravens	12/19
						Justin Jefferson	at Vikings	11/21
						Juwon Johnson	at Saints	09/12
Rushing Yards	103	Aaron Jones	at Bengals	10/10	126	Nick Chubb	vs. Browns	12/25
Rushing Attempts	21	AJ Dillon	vs. Seahawks	11/14	22	Dalvin Cook	at Vikings	11/21
Rushing Average	7.4	Aaron Jones	at Bengals	10/10	9.5	Taylor Heinicke	vs. Washington	10/24
Rushing Touchdowns	2	AJ Dillon	vs. Seahawks	11/14	2	Tyler Huntley	at Ravens	12/19
						James Conner	at Cardinals	10/28
Yards From Scrimmage	206	Davante Adams	at Bengals	10/10	184	Nick Chubb	vs. Browns	12/25
Combined Net Yards	206	Davante Adams	at Bengals	10/10	184	Nick Chubb	vs. Browns	12/25
Interceptions Made	2	Rasul Douglas	vs. Browns	12/25	1	Jamal Adams	vs. Seahawks	11/14
						L'Jarius Sneed	at Chiefs	11/07
						Chidobe Awuzie	at Bengals	10/10
						Paulson Adebbo	at Saints	09/12
						Marcus Williams	at Saints	09/12
Interceptions Thrown	2	Aaron Rodgers	at Saints	09/12	4	Baker Mayfield	vs. Browns	12/25
INT Return Yards	55	Rasul Douglas	vs. Bears	12/12	53	Marcus Williams	at Saints	09/12
Tackles	16	De'Vondre Campbell	vs. Bears	12/12	13	Patrick Queen	at Ravens	12/19
						Troy Reeder	vs. Rams	11/28
Sacks	2.0	Rashan Gary	vs. Browns	12/25	2.0	Robert Quinn	vs. Bears	12/12
		Preston Smith	vs. Bears	12/12		Jonathan Allen	vs. Washington	10/24
		Preston Smith	at Vikings	11/21		Trey Hendrickson	at Bengals	10/10
		Rashan Gary	vs. Washington	10/24		T.J. Watt	vs. Steelers	10/03
		Kenny Clark	at Bears	10/17				
Punts	5	Corey Bojorquez	vs. Browns	12/25	6	Michael Dickson	vs. Seahawks	11/14
		Corey Bojorquez	vs. Rams	11/28		Tommy Townsend	at Chiefs	11/07
Punts Inside the 20	3	Corey Bojorquez	vs. Rams	11/28	5	Tommy Townsend	at Chiefs	11/07
Punting Average	56.0	Corey Bojorquez	at Bears	10/17	56.8	Tommy Townsend	at Chiefs	11/07
Punt Returns	4	Amari Rodgers	vs. Seahawks	11/14	3	Donovan Peoples-Jones	vs. Browns	12/25
						Jakeem Grant Sr.	vs. Bears	12/12
						Rondale Moore	at Cardinals	10/28
Punt Return Yards	29	Amari Rodgers	vs. Seahawks	11/14	131	Jakeem Grant Sr.	vs. Bears	12/12
Kickoff Returns	3	Amari Rodgers	vs. Rams	11/28	5	Khalil Herbert	vs. Bears	12/12
Kickoff Return Yards	60	Kylin Hill	vs. Lions	09/20	128	Khalil Herbert	vs. Bears	12/12
Field Goals Attempted	7	Mason Crosby	at Bengals	10/10	3	Cairo Santos	vs. Bears	12/12
Field Goals Made	4	Mason Crosby	at Bengals	10/10	3	Cairo Santos	vs. Bears	12/12
2021 REGULAR SEASON GREEN BAY PACKERS LONGEST PLAYS								
Run From Scrimmage	57	Aaron Jones	at Bengals	10/10	38	Taylor Heinicke	vs. Washington	10/24
Touchdown Run	6	Aaron Rodgers	at Bears	10/17	11	Chase Edmonds	at Cardinals	10/28
Passing Long	75	Aaron Rodgers	at Vikings	11/21	79	Matthew Stafford	vs. Rams	11/28
Touchdown Pass Long	75	Aaron Rodgers	at Vikings	11/21	79	Matthew Stafford	vs. Rams	11/28
Pass Reception	75	Marquez Valdes-Scantling	at Vikings	11/21	79	Van Jefferson	vs. Rams	11/28
Touchdown Reception	75	Marquez Valdes-Scantling	at Vikings	11/21	79	Van Jefferson	vs. Rams	11/28
Interception Return	55	Rasul Douglas	vs. Bears	12/12	53	Marcus Williams	at Saints	09/12
Longest INT Return for TD	55	Rasul Douglas	vs. Bears	12/12				
Longest Opponent's Fumble Return	6	Preston Smith	vs. Rams	11/28				
Punt Return	17	Amari Rodgers	at Saints	09/12	97	Jakeem Grant Sr.	vs. Bears	12/12
Kickoff Return	41	Kylin Hill	vs. Lions	09/20	68	Trenton Cannon	at 49ers	09/26
Punt	82	Corey Bojorquez	at Bears	10/17	64	Tommy Townsend	at Chiefs	11/07
Field Goal	54	Mason Crosby	at Vikings	11/21	55	Harrison Butker	at Chiefs	11/07
		Mason Crosby	at 49ers	09/26				
Field Goal Attempt	54	Mason Crosby	at Vikings	11/21	57	Evan McPherson	at Bengals	10/10
		Mason Crosby	at 49ers	09/26				

TEAM RECORD WHEN...

PACKERS REGULAR SEASON RECORD WHEN...

CATEGORY	2021		2021	
	SEASON	FROM 1992	SEASON	FROM 1992
	W-L-T	W-L-T	W-L-T	W-L-T
PACKERS AT LAMBEAU FIELD	7-0	182-55-2	ON SUNDAY NIGHT	2-0 32-15
PACKERS ON THE ROAD	5-3	123-117	ON THURSDAY NIGHT	1-0 14-10
PACKERS ON GRASS	11-1	250-102-2	ON MONDAY NIGHT	1-0 29-22
PACKERS ON ARTIFICIAL TURF	1-2	55-70	ON SATURDAY	1-0 6-1
PACKERS IN DOMES	0-0	44-43		
PACKERS OUTDOORS	2-0	251-126-2	KICKOFF AT 12:00 CST	3-1 159-85-2
			KICKOFF AT 3:00/3:05/3:15/3:35 CST	5-2 65-39
PACKERS SCORE FIRST	4-1	197-66-2		
OPPONENT SCORES FIRST	8-2	106-106	VS. NFC	8-2 231-125-2
			VS. OWN DIVISION OVERALL	3-1 132-64-2
PACKERS LEAD AFTER 1ST QUARTER	3-0	169-44-1	VS. OWN DIVISION AT HOME	2-0 76-21-2
PACKERS TRAIL AFTER 1ST QUARTER	6-3	63-83	VS. OWN DIVISION ON THE ROAD	1-1 56-43
PACKERS LEAD AT HALFTIME	9-0	235-42-2	VS. AFC	4-1 74-47
PACKERS TRAIL AT HALFTIME	2-3	55-111-1		
SCORE TIED AT HALFTIME	1-0	15-18	OPPONENTS HAVE 100-YARD RUSHER	1-0 53-56-1
PACKERS LEAD AFTER 3RD QUARTER	12-0	258-29-2	WITH A 300-YARD PASSER	3-1 85-41
PACKERS TRAIL AFTER 3RD QUARTER	0-3	31-135-1	VERSUS A 100-YARD RECEIVER	3-1 94-65-2
GAME GOES TO OVERTIME	1-0	11-9-2	VERSUS A 300-YARD PASSER	1-1 48-33-2
			WITH A 100-YARD RECEIVER	6-1 62-41
PACKERS HAVE 100-YARD RUSHER	1-0	83-20-1	OPPONENTS HAVE 100-YARD RECEIVER	3-1 39-46
PACKERS HAVE 300 NET PASSING YARDS	3-1	84-41		
PACKERS HAVE 100-YARD RECEIVER	6-0	144-58		

THE LAST TIME

BY PACKERS

BY OPPONENT

PASSING

* Never Has Happened *	500 YARDS PASSING	503 yards, Philip Rivers vs. San Diego, 10/18/15
45 att., Aaron Rodgers vs. L.A. Rams, 11/28/21	40+ PASS ATTEMPTS	40 att., Tyler Huntley @ Baltimore, 12/19/21
55 att., Aaron Rodgers @ Detroit, 12/29/19	50+ PASS ATTEMPTS	53 att., Mitchell Trubisky vs. Chicago, 12/15/19
429 yards, Aaron Rodgers vs. Oakland, 10/20/19	400 YARDS PASSING	463 yards, Dak Prescott @ Dallas, 10/06/19
341 yards, Aaron Rodgers vs. Chicago, 12/12/21	300 YARDS PASSING	302 yards, Matthew Stafford vs. L.A. Rams, 11/28/21
* Never Has Happened *	SEVEN TOUCHDOWN PASSES	* Never Has Happened *
6 tds, Tommy Kramer (23, 13, 36, 2, 17, 7) @ Minnesota, 09/28/86	SIX TOUCHDOWN PASSES	* Never Has Happened *
5 tds, Aaron Rodgers vs. Oakland, 10/20/19	FIVE+ TOUCHDOWN PASSES	5 tds, Jameis Winston @ New Orleans, 09/12/21
5 tds, Aaron Rodgers: (21, 2, 37, 3, 74) vs. Oakland, 10/20/19	FIVE TOUCHDOWN PASSES	5 tds, Jameis Winston: (3, 1, 10, 8, 55) @ New Orleans, 09/12/21
4 tds, Aaron Rodgers: (2, 38, 23, 3) vs. Chicago, 12/12/21	FOUR TOUCHDOWN PASSES	4 tds, Kirk Cousins: (14, 3, 75, 22) vs. Minnesota, 09/16/18
3 tds, Aaron Rodgers: (11, 9, 1) vs. Cleveland, 12/25/21	THREE TOUCHDOWN PASSES	3 tds, Matthew Stafford: (79, 6, 54) vs. L.A. Rams, 11/28/21
* Never Has Happened *	SEVEN+ INTERCEPTIONS THROWN	* Never Has Happened *
* Never Has Happened *	SIX INTERCEPTIONS THROWN	* Never Has Happened *
5 ints, Brett Favre @ Cincinnati, 10/30/05	FIVE INTERCEPTIONS THROWN	5 ints, Russell Wilson vs. Seattle, 12/11/16
4 ints, Brett Favre vs. Chicago, 12/25/05	FOUR INTERCEPTIONS THROWN	4 ints, Baker Mayfield vs. Cleveland, 12/25/21
3 ints, Aaron Rodgers @ Carolina, 12/17/17	THREE INTERCEPTIONS THROWN	3 ints, Daniel Jones @ N.Y. Giants, 12/01/19
2 ints, Aaron Rodgers @ New Orleans, 09/12/21	TWO INTERCEPTIONS THROWN	2 ints, Justin Fields vs. Chicago, 12/12/21

RUSHING

* Never Has Happened *	300 YARDS RUSHING	* Never Has Happened *
218 yards, Ahman Green vs. Denver, 12/28/03	200+ YARDS RUSHING	210 yards, Adrian Peterson vs. Minnesota, 12/02/12
218 yards, Ahman Green vs. Denver, 12/28/03	200 YARDS RUSHING	210 yards, Adrian Peterson vs. Minnesota, 12/02/12
168 yards, Aaron Jones vs. Detroit, 09/20/20	150-199 YARDS RUSHING	163 yards, Dalvin Cook vs. Minnesota, 11/01/20
103 yards, Aaron Jones @ Cincinnati, 10/10/21	100 YARDS RUSHING	126 yards, Nick Chubb vs. Cleveland, 12/25/21
103 yards, Aaron Jones @ Cincinnati, 10/10/21	100-149 YARDS RUSHING	126 yards, Nick Chubb vs. Cleveland, 12/25/21
106 yards/106 yards, DeShawn Wynn/Ryan Grant vs. Detroit, 12/28/08	TWO 100-YARD RUSHERS	149 yards/101 yards, Tony Dorsett/Robert Newhouse vs. Dallas, 11/12/78
* Never Has Happened *	FIVE TOUCHDOWNS RUSHING	* Never Has Happened *
4 tds, Aaron Jones: (18, 3, 5, 1) @ Dallas, 10/06/19	FOUR TOUCHDOWNS RUSHING	4 tds, DeAngelo Williams: (1, 1, 1, 1) vs. Carolina, 11/30/08
3 tds, Aaron Jones: (5, 1, 13) vs. Carolina, 11/10/19	THREE TOUCHDOWNS RUSHING	3 tds, Dalvin Cook: (21, 1, 1) vs. Minnesota, 11/01/20
2 tds, AJ Dillon: (3, 2) vs. Seattle, 11/14/21	TWO TOUCHDOWNS RUSHING	2 tds, Tyler Huntley: (3, 8) @ Baltimore, 12/19/21
Brandon Jackson: (6, 4)/Ryan Grant: (3, 56) vs. Seattle, 12/27/09	TWO PLAYERS WITH TWO TD RUSHING	Tony Dorsett (9, 33)/Robert Newhouse (14, 3) vs. Dallas, 11/12/78
1 td, Edgar Bennett (3, 1, 13)/Reggie Cobb (9)/ Brett Favre (36) @ Chicago, 10/31/94	THREE PLAYERS WITH ONE TD RUSHING	1 td, Alfred Anderson (8)/Ted Brown (12)/Darrin Nelson (12) vs. Minnesota, 12/07/86
168 yards, Aaron Jones vs. Detroit, 09/20/20	150 YARDS RUSHING	163 yards, Dalvin Cook vs. Minnesota, 11/01/20
31 att., Ryan Grant vs. Indianapolis, 10/19/08	30+ RUSHING ATTEMPTS	30 att., Dalvin Cook vs. Minnesota, 11/01/20
66 yards, Aaron Jones vs. Cleveland, 12/25/21	50-74 YARDS RUSHING	58 yards, D'Ernest Johnson vs. Cleveland, 12/25/21
78 yards, AJ Dillon @ Arizona, 10/28/21	75+ YARDS RUSHING	126 yards, Nick Chubb vs. Cleveland, 12/25/21
31 att., Ryan Grant vs. Indianapolis, 10/19/08	30-39 RUSHING ATTEMPTS	30 att., Dalvin Cook vs. Minnesota, 11/01/20
* Never Has Happened *	40+ RUSHING ATTEMPTS	40 att., Shaun Alexander @ Seattle, 11/27/06
* Never Has Happened *	400 YARDS RUSHING (TEAM)	* Never Has Happened *
303 yards, Green Bay 37, Baltimore Colts 14 @ Green Bay, 10/18/53	300 YARDS RUSHING (TEAM)	313 yards, Dallas 42, Green Bay 14 @ Milwaukee, 11/12/78
234 yards, Green Bay 40, Tennessee 14 vs. Tennessee, 12/27/20	200 YARDS RUSHING (TEAM)	219 yards, Green Bay 24, Cleveland 22 vs. Cleveland, 12/25/21
234 yards, Green Bay 40, Tennessee 14 vs. Tennessee, 12/27/20	200-299 YARDS RUSHING (TEAM)	219 yards, Green Bay 24, Cleveland 22 vs. Cleveland, 12/25/21
234 yards, Green Bay 40, Tennessee 14 vs. Tennessee, 12/27/20	200+ YARDS RUSHING (TEAM)	219 yards, Green Bay 24, Cleveland 22 vs. Cleveland, 12/25/21

THE LAST TIME

* Never Has Happened *

300+ YARDS RUSHING (TEAM)

* Never Has Happened *

RECEIVING

123 yards/115 yards, Marquez Valdes-Scantling/Davante Adams @ Cincinnati, 11/21/21	TWO 100-YARD RECEIVERS	125 yards/118 yards, Allen Robinson II/Anthony Miller vs. Chicago, 12/15/19
206 yards, Davante Adams @ Cincinnati, 10/10/21	200 YARDS RECEIVING	226 yards, Amari Cooper @ Dallas, 10/06/19
114 yards, Davante Adams vs. Cleveland, 12/25/21	100 YARDS RECEIVING	136 yards, Mark Andrews @ Baltimore, 12/19/21
* Never Has Happened *	FIVE TOUCHDOWN RECEPTIONS	* Never Has Happened *
4 tds, Sterling Sharpe (1, 36, 30, 5) @ Dallas, 11/24/94	FOUR TOUCHDOWN RECEPTIONS	* Never Has Happened *
3 tds, Aaron Jones: (4, 1, 11) vs. Detroit, 09/20/21	THREE TOUCHDOWN RECEPTIONS	3 tds, Vincent Jackson: (23, 5, 29) @ San Diego, 11/06/11
2 tds, Davante Adams: (9, 1) vs. Cleveland, 12/25/21	TWO TOUCHDOWN RECEPTIONS	2 tds, Mark Andrews: (8, 9) @ Baltimore, 12/19/21
Jordy Nelson: (3, 11)/Randall Cobb: (22, 3) @ Chicago, 09/28/14	TWO PLAYERS WITH TWO TD RECEPTIONS	Hassan Jones (36, 17)/Steven Jordan (23, 2) @ Minnesota, 09/28/06
206 yards, Davante Adams @ Cincinnati, 10/10/21	150 YARDS RECEIVING	169 yards, Justin Jefferson @ Minnesota, 11/21/21
10 , Davante Adams vs. Cleveland, 12/25/21	10 OR MORE RECEPTIONS	10 /10 , Marquise Brown/Mark Andrews @ Baltimore, 12/19/21
114 yards, Davante Adams vs. Cleveland, 12/25/21	100-149 YARDS RECEIVING	136 yards, Mark Andrews @ Baltimore, 12/19/21
173 yards, Davante Adams @ San Francisco, 11/05/20	150-199 YARDS RECEIVING	169 yards, Justin Jefferson @ Minnesota, 11/21/21
206 yards, Davante Adams @ Cincinnati, 10/10/21	200-299 YARDS RECEIVING	226 yards, Amari Cooper @ Dallas, 10/06/19
* Never Has Happened *	300+ YARDS RECEIVING	* Never Has Happened *

COMBINED YARDS

103 yards/344 yards, Aaron Jones/Aaron Rodgers @ Cincinnati, 10/10/21	100-YARD RUSHER AND 300-YARD PASSER	108 yards/307 yards, Christian McCaffrey/Kyle Allen vs. Carolina, 11/10/19
121 yards/341 yards, Davante Adams/Aaron Rodgers vs. Chicago, 12/12/21	100-YARD RECEIVER AND 300-YARD PASSER	169 yards/341 yards, Justin Jefferson/Kirk Cousins @ Minnesota, 11/21/21
103 yards/206 yards, Aaron Jones/Davante Adams @ Cincinnati, 10/10/21	100-YARD RUSHER AND 100-YARD RECEIVER	108 yards/120 yards, Christian McCaffrey/DJ Moore vs. Carolina, 11/10/19
103 yards/344 yards/206 yards, Aaron Jones/Aaron Rodgers Davante Adams @ Cincinnati, 10/10/21	100-YARD RUSHER, 300-YARD PASSER, 100-YARD RECEIVER	108 yards/307 yards/120 yards, Christian McCaffrey/Kyle Allen DJ Moore vs. Carolina, 11/10/19
132 yards/178/128 yards, James Starks/James Jones/Randall Cobb vs. Washington, 09/15/13	100-YARD RUSHER/TWO 100-YARD RECEIVERS	137 yards/116/102 yards, Rob Kelley/Pierre Garcon/Jamison Crowder @ Washington, 11/20/16
123/115 yards/385 yards, Marquez Valdes-Scantling/Davante Adams/Aaron Rodgers @ Minnesota, 11/21/21	TWO 100-YARD RECEIVERS/300-YARD PASSER	125/118 yards/334 yards, Allen Robinson II/Anthony Miller/Mitchell Trubisky vs. Chicago, 12/15/19

DEFENSE

55 yards, Rasul Douglas: (5:09) (Shotgun) 1-J.Fields pass short left intended for 11-D.Mooney INTERCEPTED by 29-R.Douglas at GB 45, 29-R.Douglas for 55 yards, TOUCHDOWN. vs. Chicago, 12/12/21	INTERCEPTED PASS RETURNED FOR A TOUCHDOWN	32 yards, Jamel Dean: (12:50) (Shotgun) 12-A.Rodgers pass short left intended for 17-D.Adams INTERCEPTED by 35-J.Dean at GB 32, 35-J.Dean for 32 yards, TOUCHDOWN. @ Tampa Bay 10/18/20
14 yards, Preston Smith: (3:20) (Shotgun) 10-M.Trubisky sacked at CHI 11 for -7 yards (55-Z.Smith), FUMBLES (55-Z.Smith) (55-Z.Smith), RECOVERED BY GB-91-P.Smith at CHI 14, 91-P.Smith for 14 yards, TOUCHDOWN. vs. Chicago, 11/29/20	FUMBLE RETURNED FOR A TOUCHDOWN	0 yards, Leonard Floyd: (14:43) (Shotgun) 12-A.Rodgers sacked at GB 5 for -10 yards (94-L.Floyd), FUMBLES (94-L.Floyd) (94-L.Floyd), TOUCHED AT GB 1, RECOVERED BY CHI-94-L.Floyd at GB -4, TOUCHDOWN. Penalty on GB-69-D.Bakhtiani, Offensive Holding, declined. vs. Chicago, 10/20/16
Jaire Alexander: (11:43) 8-K.Cousins sacked in End Zone for -4 yards, SAFETY (23-J.Alexander). @ Minnesota, 09/13/20	SAFETY SCORED	Mark Barron: (2:54) 33-A.Jones up the middle tackled in End Zone for -1 yards, SAFETY (26-M.Barron). @ L.A. Rams, 10/28/18
Green Bay 17, Seattle 0 vs. Seattle, 11/14/21	SHUTOUT	Detroit 31, Green Bay 0 vs. Detroit, 12/30/18
5.0 sk, Vonnie Holliday vs. Buffalo, 12/22/02	FIVE+ SACK GAME	5.0 sk, Antwan Odom vs. Cincinnati, 09/20/09
* Never Has Happened *	SIX+ SACK GAME	* Never Has Happened *
5.0 sk, Vonnie Holliday vs. Buffalo, 12/22/02	FIVE SACK GAME	5.0 sk, Antwan Odom vs. Cincinnati, 09/20/09
4.0 sk, Kabeer Gbaja-Biamila @ Chicago, 01/02/05	FOUR-SACK GAME	4.0 sk, Chris Clemons @ Seattle, 09/24/12
3.0 sk, Za Darius Smith vs. Atlanta, 10/05/20	THREE-SACK GAME	3.0 sk, Ezekiel Ansah @ Detroit, 12/31/17
2.0 sk, Rashan Gary vs. Cleveland, 12/25/21	TWO-SACK GAME	2.0 sk, Robert Quinn vs. Chicago, 12/12/21
* Never Has Happened *	TWO INTERCEPTIONS BY TEAMMATES	Deltha O'Neal: (0, 21)/Odell Thurman: (0, 10) @ Cincinnati, 10/30/05
2 fr, Morgan Burnett @ Detroit, 11/28/13	TWO OPPONENT FUMBLE RECOVERIES	2 fr, Eric Kendricks @ Minnesota, 12/23/19
82t yards, Casey Hayward vs. Chicago, 11/09/14	70+ YARD INTERCEPTION RETURN	75t yards, William Jackson III vs. Cincinnati, 09/24/17
4 ints, Willie Buchanon @ San Diego, 09/24/78	FOUR-INTERCEPTION GAME	* Never Has Happened *
* Never Has Happened *	THREE-INTERCEPTION GAME	* Never Has Happened *

THE LAST TIME

2 ints, Rasul Douglas vs. Cleveland, 12/25/21	TWO-INTERCEPTION GAME	2 ints, Harrison Smith vs. Minnesota, 12/23/17
2 ints, Rasul Douglas vs. Cleveland, 12/25/21	TWO INTERCEPTIONS	2 ints, Harrison Smith vs. Minnesota, 12/23/17
3 ints, Tom Flynn vs. Detroit, 10/28/84	THREE INTERCEPTIONS	3 ints, Vencie Glenn @ Minnesota, 12/27/92
* Never Has Happened *	FOUR INTERCEPTIONS	* Never Has Happened *
24 yards, Detroit 40, Green Bay 10 @ Detroit, 11/28/13	LESS THAN 25 RUSHING YARDS	16 yards, Green Bay 20, Tampa Bay 3 @ Tampa Bay, 12/21/14
43 yards, New Orleans 38, Green Bay 3 @ New Orleans, 09/12/21	LESS THAN 50 RUSHING YARDS	46 yards, Green Bay 10, Chicago 3 @ Chicago, 09/05/19
68 yards, Green Bay 36, L.A. Rams 28 vs. L.A. Rams, 11/28/21	LESS THAN 100 RUSHING YARDS	96 yards, Green Bay 31, Baltimore 30 @ Baltimore, 12/19/21
* Never Has Happened *	LESS THAN 50 NET PASSING YARDS	27 yards, Green Bay 9, Minnesota 7 vs. Minnesota, 12/21/06
96 yards, Green Bay 24, Carolina 16 vs. Carolina, 12/19/20	LESS THAN 100 NET PASSING YARDS	82 yards, Green Bay 23, Minnesota 10 @ Minnesota, 12/23/19
133 yards, Green Bay 17, Seattle 0 vs. Seattle, 11/14/21	LESS THAN 150 NET PASSING YARDS	96 yards, Green Bay 24, Carolina 16 vs. Carolina, 12/19/20
139 yards, Green Bay 23, Minnesota 10 @ Minnesota, 12/23/19	LESS THAN 150 YARDS NET OFFENSE	140 yards, Denver 29, Green Bay 10 @ Denver, 01/11/15
139 yards, Green Bay 23, Minnesota 10 @ Minnesota, 12/23/19	LESS THAN 200 YARDS NET OFFENSE	198 yards, San Francisco 37, Green Bay 8 @ San Francisco, 11/24/19
208 yards, Green Bay 17, Seattle 0 vs. Seattle, 11/14/21	LESS THAN 300 YARDS NET OFFENSE	229 yards, New Orleans 38, Green Bay 3 @ New Orleans, 09/12/21
4 to, Indianapolis 34, Green Bay 31 @ Indianapolis, 11/22/20	FORCED FOUR TURNOVERS	4 to, Green Bay 24, Cleveland 22 vs. Cleveland, 12/25/21
5 to, Baltimore 23, Green Bay 0 vs. Baltimore, 11/19/17	FORCED FIVE+ TURNOVERS	6 to, Green Bay 38, Seattle 10 vs. Seattle, 12/11/16
1 to, Green Bay 36, L.A. Rams 28 vs. L.A. Rams, 11/28/21	AT LEAST ONE TURNOVER	4 to, Green Bay 24, Cleveland 22 vs. Cleveland, 12/25/21
4 to, Green Bay 24, Cleveland 22 vs. Cleveland, 12/25/21	FORCED THREE+ TURNOVERS	3 to, New Orleans 38, Green Bay 3 @ New Orleans, 09/12/21

SPECIAL TEAMS

108 yards, Randall Cobb: 6-T.Morstead kicks 73 yards from NO 35 to GB -8. 18-R.Cobb for 108 yards, TOUCHDOWN. vs. New Orleans, 09/08/11	KICKOFF RETURNED FOR A TOUCHDOWN	99 yards, Andre Roberts: 2-M.Crosby kicks 64 yards from GB 35 to NYJ 1. 19-A.Roberts for 99 yards, TOUCHDOWN. @ N.Y. Jets, 12/23/18
55 yards, Micah Hyde: (5:04) 6-S.Martin punts 45 yards to GB 45, Center-48-D.Muhlbach, 33-M.Hyde for 55 yards, TOUCHDOWN. vs. Detroit, 12/28/14	PUNT RETURNED FOR A TOUCHDOWN	97 yards, Jakeem Grant Sr.: (1:54) 7-C.Bojorquez punts 47 yards to CHI 3, Center-46-S.Wirtel. 17-J.Grant for 97 yards, TOUCHDOWN. vs. Chicago, 12/12/21
57 yards, Willie Buchanon (Chester Marcol, Kicker) @ New Orleans, 12/17/72	BLOCKED FIELD GOAL RETURNED FOR A TOUCHDOWN	Lamar King: (8:10) 8-R.Longwell 50 yard field goal is BLOCKED (92-L.King), Center-60-R.Davis, Holder-11-M.Hasselbeck, RECOVERED by SEA-24-S.Springs at SEA 39. 24-S.Springs for 61 yards, TOUCHDOWN. PENALTY on GB-11-M.Hasselbeck, Unsportsmanlike Conduct, 15 yards, enforced between downs. vs. Seattle, 11/01/99
Geronomio Allison: (7:33) 6-M.Wile punt is BLOCKED by 81-G.Allison, Center-47-K.McDermott, RECOVERED by GB-37-J.Jackson at MIN -1. TOUCHDOWN. vs. Minnesota, 09/16/18	BLOCKED PUNT RETURNED FOR A TOUCHDOWN	Bryan Braman: (5:35) 8-T.Masthay punt is BLOCKED by 59-B.Braman, Center-61-B.Goode, RECOVERED by HST-11-D.Posey at GB 0. TOUCHDOWN. @ Houston, 10/14/12
54 yards, Mason Crosby: (13:22) 2-M.Crosby 54 yard field goal is GOOD, Center-46-S.Wirtel, Holder-7-C.Bojorquez. @ Minnesota, 11/21/21	MADE FIELD GOAL OF 50 YARDS OR LONGER	51 yards, Greg Joseph: (9:19) 1-G.Joseph 51 yard field goal is GOOD, Center-42-A.DePaola, Holder-3-J.Berry. @ Minnesota, 11/21/21
37 yards, Mason Crosby: (10:48) 2-M.Crosby 37 yard field goal is BLOCKED (97-A.Okafor), Center-46-S.Wirtel, Holder-7-C.Bojorquez, RECOVERED by KC-91-D.Nnadi at KC 19. @ Kansas City, 11/07/21	BLOCKED FIELD GOAL	42 yards, Chris Blewitt: (11:26) 12-C.Blewitt 42 yard field goal is BLOCKED (93-T.Stanton), Center-54-C.Cheeseman, Holder-5-T.Way, vs. Washington, 10/24/21
JK Scott: (12:17) 6-J.Scott punt is BLOCKED by 38-B.Howell, Center-43-H.Bradley, RECOVERED by HST-51-D.Cole at GB 32. PENALTY on GB-29-K.Hollman, Illegal Use of Hands, 10 yards, enforced at GB 32. @ Houston, 10/25/20	BLOCKED PUNT	Matt Wile: (7:33) 6-M.Wile punt is BLOCKED by 81-G.Allison, Center-47-K.McDermott, RECOVERED by GB-37-J.Jackson at MIN -1. TOUCHDOWN. vs. Minnesota, 09/16/18
Mason Crosby: 2-M.Crosby extra point is No Good, Hit Left Upright, Center-43-H.Bradley, Holder-7-C.Bojorquez. @ Cincinnati, 10/10/21	MISSED POINT AFTER TOUCHDOWN ATTEMPT	Chris Naggar: 8-C.Naggar extra point is No Good, Wide Right, Center-47-C.Hughlett, Holder-2-D.Colquitt, vs. Cleveland, 12/25/21
Dan Bailey (Tony Brown blocked): 5-D.Bailey extra point is Blocked (28-T.Brown), Center-58-A.Cutting, Holder-2-B.Colquitt, vs. Minnesota, 09/15/19	POINT AFTER TOUCHDOWN ATTEMPT BLOCKED	Mason Crosby (Ra'Shede Hageman blocked): 2-M.Crosby extra point is Blocked (77-R.Hageman), Center-61-B.Goode, Holder-8-T.Masthay, vs. Atlanta, 12/08/14
Jermaine Whitehead: 2-M.Crosby kicks inside 14 yards from GB 35 to GB 49. RECOVERED by GB-35-J.Whitehead. @ Detroit, 12/31/17	SUCCESSFUL ONSIDE KICK	Khalil Herbert: 2-C.Santos kicks inside 19 yards from CHI 35 to GB 46. RECOVERED by CHI-24-K.Herbert, vs. Chicago, 12/12/21
5 fg, Mason Crosby: (37, 40, 31, 48, 36) vs. Minnesota, 09/16/18	FIVE FIELD GOALS	5 fg, Matt Prater: (26, 22, 41, 51, 54) vs. Detroit, 10/14/19
* Never Has Happened *	SIX FIELD GOALS	* Never Has Happened *

THE LAST TIME

54 yards, Mason Crosby: (13:22) 2-M.Crosby 54 yard field goal is GOOD, Center-46-S.Wirtel, Holder-7-C.Bojorquez. @ Minnesota, 11/21/21	50-59 YARD FIELD GOAL	51 yards, Greg Joseph: (02) 1-G.Joseph 29 yard field goal is GOOD, Center-42-A.DePaola, Holder-3-J.Berry. @ Minnesota, 11/21/21
4 fg, Mason Crosby: (44. 44. 22. 49) @ Cincinnati, 10/10/21	FOUR FIELD GOALS	4 fg, Rodrigo Blankenship: (37. 32. 43. 39) @ Indianapolis, 11/22/20
60 yards, Ross Verba vs. Kansas City, 08/01/98	60+ YARD FIELD GOAL	63 yards, David Akers: (02) 2-D.Akers 63 yard field goal is GOOD, Center-86-B.Jennings, Holder-4-A.Lee. VS. San Francisco, 09/09/12
3 fg, Mason Crosby: (45. 28. 29) vs. L.A. Rams, 11/28/21	THREE FIELD GOALS	3 fg, Cairo Santos: (23. 44. 43) vs. Chicago, 12/12/21
65 yards, Trevor Davis @ Cleveland, 12/10/17	50-69 YARD PUNT RETURN	62t yards, Devin Hester @ Chicago, 09/27/10
75t yards, Micah Hyde vs. Philadelphia, 11/16/14	70-89 YARD PUNT RETURN	73t yards, Jalen Reagor vs. Philadelphia, 12/06/20
61 yds, Corey Bojorquez vs. L.A. Rams, 11/28/21	60-69 YARD PUNT	61 yds, Michael Dickson vs. Seattle, 11/14/21
93t yards, Micah Hyde @ Minnesota, 10/27/13	90+ YARD PUNT RETURN	97t yards, Jakeem Grant Sr. vs. Chicago, 12/12/21
82 yds, Corey Bojorquez @ Chicago, 10/17/21	70+ YARD PUNT	73 yds, Jon Ryan @ Seattle, 09/24/12
64 yards, Jeff Janis vs. Chicago, 11/26/15	50-69 YARD KICKOFF RETURN	68 yards, Trenton Cannon @ San Francisco, 09/26/21
10 punts, Jon Ryan vs. New England, 11/19/06	PUNTED 10+ TIMES	10 punts, Chris Kluwe vs. Minnesota, 12/21/06
70 yards, Jeff Janis @ Minnesota, 11/22/15	70-89 YARD KICKOFF RETURN	71 yards, Jamal Agnew @ Detroit, 12/13/20
108t yards, Randall Cobb vs. New Orleans, 09/08/11	90+ YARD KICKOFF RETURN	99t yards, Andre Roberts @ N.Y. Jets, 12/23/18
TEAM/MISCELLANEOUS		
522 yards, Green Bay 522, Minnesota 382 @ Minnesota, 09/13/20	500 TOTAL YARDS OF OFFENSE	563 yards, Dallas 563, Green Bay 335 @ Dallas, 10/06/19
439 yards, Green Bay 439, Chicago 347 vs. Chicago, 12/12/21	400 TOTAL YARDS OF OFFENSE	408 yards, Cleveland 408, Green Bay 311 vs. Cleveland, 12/25/21
ST: (14:52) (Shotgun) A.Rodgers pass short left to E.Lacy for 32 yards, TOUCHDOWN.ST: (2:04) L.Taylor and J.Tretter reported in as eligible. E.Lacy right tackle for 1 yard, TOUCHDOWN.ST: (3:38) (Shotgun) A.Rodgers pass short right to D.Adams for 6 yards, TOUCHDOWN.ST: (10:45) (No Huddle, Shotgun) A.Rodgers pass deep right to J.Nelson for 27 yards, TOUCHDOWN.DEF: (10:49) (No Huddle, Shotgun) M.Sanchez FUMBLES (Aborted) at GB 39. RECOVERED by GB-C.Hayward at PHI 49. C.Hayward for 49 yards, TOUCHDOWN.DEF: (6:07) (No Huddle, Shotgun) M.Sanchez pass short right intended for B.Celek INTERCEPTED by J.Peppers at GB 48. J.Peppers for 52 yards, TOUCHDOWN. PENALTY on PHI-M.Sanchez, Low Block, 15 yards, enforced between downs.OFF: (2:18) D.Jones punts 50 yards to GB 25. Center-J.Dorembs. M.Hyde for 75 yards, TOUCHDOWN. PENALTY on GB, Unsportsmanlike Conduct, 15 yards, enforced between downs. vs. Philadelphia, 11/16/14	TOUCHDOWN ON OFFENSE, DEFENSE AND SPECIAL TEAMS	ST: (8:52) (Shotgun) J.Freeman pass short right to D.Ward for 6 yards, TOUCHDOWN.ST: (11:44) (Shotgun) J.Freeman pass short left to K.Winslow for 7 yards, TOUCHDOWN.ST: (4:20) (Shotgun) J.Freeman pass short right to S.Strouther for 7 yards, TOUCHDOWN.DEF: (5:52) (Shotgun) A.Rodgers pass deep left intended for D.Driver INTERCEPTED by T.Jackson at GB 35. T.Jackson for 35 yards, TOUCHDOWN.OFF: (12:39) (Punt formation) J.Kapinos punt is BLOCKED by G.Hayes, Center-B.Goode, RECOVERED by TB-R.Barber at GB 31. R.Barber for 31 yards, TOUCHDOWN. @ Tampa Bay, 11/08/09
Jamaal Williams: TWO-POINT CONVERSION ATTEMPT. 30-J.Williams rushes up the middle. ATTEMPT FAILS. The Replay Official reviewed the short of the goal line ruling, and the play was REVERSED. TWO-POINT CONVERSION ATTEMPT. 30-J.Williams rushes up the middle. ATTEMPT SUCCEEDS. VS. MINNESOTA, 11/01/20	MADE TWO-POINT CONVERSION	Matthew Stafford: TWO-POINT CONVERSION ATTEMPT. 9-M.Stafford pass to 10-C.Kupp is complete. ATTEMPT SUCCEEDS. vs. L.A. Rams, 11/28/21
Aaron Rodgers: TWO-POINT CONVERSION ATTEMPT. 12-A.Rodgers pass to 83-M.Valdes-Scantling is incomplete. ATTEMPT FAILS. vs. L.A. Rams, 11/28/21	FAILED TWO-POINT CONVERSION	Baker Mayfield: TWO-POINT CONVERSION ATTEMPT. 6-B.Mayfield pass to 11-D.Peoples-Jones is incomplete. ATTEMPT FAILS. vs. Cleveland, 12/25/21
Green Bay 53, Philadelphia 20 vs. Philadelphia, 11/16/14	50 POINTS	New Orleans 51, Green Bay 29 @ New Orleans, 11/24/08
Green Bay 45, Chicago 30 vs. Chicago, 12/12/21	40 POINTS	Washington 42, Green Bay 24 @ Washington, 11/20/16
Green Bay 25, Cincinnati 22 @ Cincinnati, 10/10/21	OVERTIME WIN	Indianapolis 34, Green Bay 31 @ Indianapolis, 11/22/20
Indianapolis 34, Green Bay 31 @ Indianapolis, 11/22/20	OVERTIME LOSS	Green Bay 25, Cincinnati 22 @ Cincinnati, 10/10/21
Minnesota 29, Green Bay 29 vs. Minnesota, 09/16/18	OVERTIME TIE	Minnesota 29, Green Bay 29 vs. Minnesota, 09/16/18
Green Bay 21, Carolina 0 vs. Carolina, 10/19/14	20 FIRST-QUARTER POINTS	Tennessee 21, Green Bay 0 @ Tennessee, 11/13/16
Chicago 24, Green Bay 21 vs. Chicago, 12/12/21	20 SECOND-QUARTER POINTS	Chicago 24, Green Bay 21 vs. Chicago, 12/12/21
Green Bay 20, Minnesota 0 @ Minnesota, 10/23/11	20 THIRD-QUARTER POINTS	Arizona 21, Green Bay 8 @ Arizona, 12/27/15
Green Bay 21, Chicago 3 vs. Chicago, 09/09/18	20 FOURTH-QUARTER POINTS	Minnesota 24, Green Bay 14 @ Minnesota, 09/13/20
Green Bay 17, Seattle 0 vs. Seattle, 11/14/21	SHUTOUT AT HOME	Detroit 31, Green Bay 0 vs. Detroit, 12/30/18
Green Bay 9, N.Y. Jets 0 @ N.Y. Jets, 10/31/10	SHUTOUT ON THE ROAD	* Never Has Happened *
Green Bay 26, Tampa Bay 20 vs. Tampa Bay, 12/03/17	OVERTIME WIN AT HOME	Miami 23, Green Bay 20 vs. Miami, 10/17/10
Green Bay 25, Cincinnati 22 @ Cincinnati, 10/10/21	OVERTIME WIN ON THE ROAD	Indianapolis 34, Green Bay 31 @ Indianapolis, 11/22/20
12 pen, Green Bay 31, Detroit 24 @ Detroit, 12/13/20	10 PENALTIES	11 pen, Green Bay 34, Dallas 24 @ Dallas, 10/06/19

THE LAST TIME

3 td, Green Bay 24, Cleveland 22 (5:19) (Shotgun) A.Rodgers pass short right to A.Lazard for 11 yards, TOUCHDOWN. (10:50) (Shotgun) A.Rodgers pass short middle to D.Adams for 9 yards, TOUCHDOWN [S.Takitaki]. (:16) (Shotgun) A.Rodgers pass short left to D.Adams for 1 yard, TOUCHDOWN. Penalty on CLV-D.Ward, Defensive Offside, declined. vs. Cleveland, 12/25/21	THREE TOTAL TOUCHDOWNS	3 td, Green Bay 24, Cleveland 22 (12:27) N.Chubb left guard for 1 yard, TOUCHDOWN. (7:08) B.Mayfield pass short right to H.Bryant for 1 yard, TOUCHDOWN. (4:36) (No Huddle, Shotgun) B.Mayfield pass short left to A.Schwartz for 5 yards, TOUCHDOWN. vs. Cleveland, 12/25/21
0 to, Green Bay 24, Cleveland 22 vs. Cleveland, 12/25/21	NO TURNOVERS	0 to, Green Bay 31, Baltimore 30 @ Baltimore, 12/19/21
4 td, Green Bay 31, Baltimore 30 (12:53) (Shotgun) A.Dillon left guard for 2 yards, TOUCHDOWN. (1:13) (Shotgun) A.Rodgers pass short left to D.Adams for 3 yards, TOUCHDOWN. (7:46) (Shotgun) A.Rodgers pass short left to A.Jones for 9 yards, TOUCHDOWN. (12:58) (Shotgun) A.Rodgers pass short left to M.Valdes-Scantling for 11 yards, TOUCHDOWN. @ Baltimore, 12/19/21	FOUR TOTAL TOUCHDOWNS	4 td, Green Bay 31, Baltimore 30 (2:39) (Shotgun) T.Huntley pass short right to M.Andrews for 8 yards, TOUCHDOWN. (7:16) (Shotgun) T.Huntley pass short left to M.Andrews for 9 yards, TOUCHDOWN. (4:54) (No Huddle, Shotgun) T.Huntley scrambles left end for 3 yards, TOUCHDOWN. (:47) (Shotgun) T.Huntley scrambles up the middle for 8 yards, TOUCHDOWN. @ Baltimore, 12/19/21
41:16 TOP, Green Bay 43, Minnesota 34 @ Minnesota, 09/13/20	OVER 40:00 TIME OF POSSESSION (NON-OT)	40:26 TOP, Detroit 40, Green Bay 10 @ Detroit, 11/28/13
vs. Cleveland, 12/25/21	NO SACKS/NO INTERCEPTIONS ALLOWED	@ New Orleans, 09/12/21
(7, 7, 14, 7 Points), Green Bay 35, Detroit 17 vs. Detroit, 09/20/21	SCORE TOUCHDOWN IN EACH QUARTER	(9, 7, 7, 11 Points), Minnesota 34, Green Bay 31 @ Minnesota, 11/21/21
31 (first half), Green Bay 34, Detroit 27 vs. Detroit, 09/25/16	30 ONE-HALF POINTS	35 (first half), Tennessee 47, Green Bay 25 @ Tennessee, 11/13/16
Green Bay 40, Tennessee 14 vs. Tennessee, 12/27/20	WON GAME BY 20+ POINTS	New Orleans 38, Green Bay 3 @ New Orleans, 09/12/21

TRANSACTIONS BY DATE

DATE	POS.	PLAYER	TRANSACTION
12/28	LB	Oren Burks	Placed on reserve/COVID-19 list
12/28	TE	Marcodes Lewis	Placed on reserve/COVID-19 list
12/27	G	Ben Braden	Placed on reserve/COVID-19 list
12/27	LB	Tipa Galeai	Placed on reserve/COVID-19 list
12/27	DL	RJ McIntosh	Placed on the practice squad reserve/COVID-19 list
12/27	WR	Amari Rodgers	Placed on reserve/COVID-19 list
12/27	LB	Ty Summers	Placed on reserve/COVID-19 list
12/25	S	Innis Gaines	Elevated from the practice squad to the active roster as a COVID-19 replacement
12/25	LB	La'Darius Hamilton	Placed on the practice squad reserve/COVID-19 list
12/25	CB	Kevin King	Placed on reserve/COVID-19 list
12/25	CB	Shemar Jean-Charles	Placed on reserve/COVID-19 list
12/24	DL	Kenny Clark	Activated from reserve/COVID-19 list
12/24	LB	Chauncey Rivers	Placed on reserve/COVID-19 list
12/24	LB	Ty Summers	Placed on injured reserve
12/24	WR	Malik Taylor	Placed on injured reserve
12/24	T/G	Cole Van Lanen	Elevated from the practice squad to the active roster as a COVID-19 replacement
12/21	WR	Marquez Valdes-Scantling	Placed on reserve/COVID-19 list
12/20	LB	Peter Kalamabay	Signed to practice squad
12/20	DL	Abdullah Anderson	Elevated from the practice squad to the active roster for gameday
12/18	S	Shawn Davis	Signed to active roster from practice squad
12/18	T/G	Cole Van Lanen	Elevated from the practice squad to the active roster for gameday
12/16	DL	Kenny Clark	Placed on reserve/COVID-19 list
12/16	QB	Jordan Love	Activated from reserve/COVID-19 list
12/14	WR	Josh Malone	Signed to practice squad
12/14	WR	Juwann Winfree	Signed to active roster from practice squad
12/11	LB	De'Vondre Campbell	Activated from reserve/COVID-19 list
12/11	WR	Randall Cobb	Placed on injured reserve
12/7	QB	Kurt Benkert	Elevated from the practice squad to the active roster as a COVID-19 replacement
12/7	QB	Danny Eiting	Signed to practice squad
12/6	QB	Jordan Love	Placed on reserve/COVID-19 list
12/4	LB	Jonathan Garvin	Activated from reserve/COVID-19 list
11/30	LB	De'Vondre Campbell	Placed on reserve/COVID-19 list
11/27	LB	La'Darius Hamilton	Elevated from the practice squad to the active roster for gameday as a COVID-19 replacement
11/25	LB	Nate Orchard	Signed to practice squad
11/25	RB	Kerrith Whyte Jr.	Released from practice squad
11/24	G/T	Jon Dietzen	Signed to practice squad
11/24	LB	Jonathan Garvin	Placed on reserve/COVID-19 list
11/23	G	Elgton Jenkins	Placed on injured reserve
11/23	G	Ben Braden	Signed to active roster from practice squad
11/22	S	Will Redmond	Released
11/20	LB	La'Darius Hamilton	Elevated from the practice squad to the active roster for gameday
11/20	WR	Juwann Winfree	Elevated from the practice squad to the active roster for gameday
11/16	DL	Auzoyah Alufohai	Released from practice squad
11/16	LB	Tipa Galeai	Signed to active roster from practice squad
11/16	LB	La'Darius Hamilton	Signed to practice squad
11/16	LB	Whitney Mercilus	Placed on injured reserve
11/16	RB	Kerrith Whyte Jr.	Signed to practice squad
11/15	QB	Kurt Benkert	Activated from the practice squad reserve/COVID-19 list
11/15	QB	Blake Bortles	Released from practice squad
11/13	LB	La'Darius Hamilton	Released
11/13	QB	Aaron Rodgers	Activated from reserve/COVID-19 list
11/13	CB	Isaac Yiadom	Activated from reserve/COVID-19 list
11/10	T	David Bakhtiari	Activated off of reserve/physically unable to perform
11/6	QB	Blake Bortles	Elevated from the practice squad to the active roster for gameday as a COVID-19 replacement
11/6	WR	Marquez Valdes-Scantling	Activated off injured reserve
11/5	WR	Davante Adams	Activated from reserve/COVID-19 list
11/4	QB	Blake Bortles	Signed to practice squad
11/4	RB	Patrick Taylor	Signed to active roster from practice squad
11/3	DL	Auzoyah Alufohai	Signed to practice squad
11/3	RB	Ryquell Armstead	Signed to practice squad
11/3	QB	Aaron Rodgers	Placed on reserve/COVID-19 list
11/3	CB	Isaac Yiadom	Placed on reserve/COVID-19 list
11/2	LB	Aaron Adeoye	Released from practice squad
11/2	DL	Abdullah Anderson	Signed to practice squad
11/2	QB	Kurt Benkert	Placed on the practice squad reserve/COVID-19 list
11/2	LS	Hunter Bradley	Released
11/2	LB	Jaylon Smith	Released

11/2	LS	Steven Wirtel	Signed to active roster from practice squad
11/1	RB	Kylin Hill	Placed on injured reserve
11/1	WR	Allen Hazard	Activated from reserve/COVID-19 list
11/1	TE	Robert Tonyan	Placed on injured reserve
10/28	G	Ben Braden	Elevated from the practice squad to the active roster for gameday
10/28	TE	Dominique Dafney	Activated off injured reserve
10/28	WR	Malik Taylor	Activated from reserve/COVID-19 list
10/28	WR	Juwann Winfree	Elevated from the practice squad to the active roster as a COVID-19 replacement
10/26	WR	Allen Lazard	Placed on reserve/COVID-19 list
10/25	WR	Davante Adams	Placed on reserve/COVID-19 list
10/23	G	Ben Braden	Elevated from the practice squad to the active roster for gameday as a COVID-19 replacement
10/23	C/G	Josh Myers	Placed on injured reserve
10/21	LB	Whitney Mercilus	Signed
10/19	LB	Aaron Adeoye	Signed to practice squad
10/19	CB	Quinton Dunbar	Released from practice squad
10/16	WR	Juwann Winfree	Elevated from the practice squad to the active roster for gameday as a COVID-19 replacement
10/15	WR	Malik Taylor	Placed on reserve/COVID-19 list
10/13	CB	Quinton Dunbar	Signed to practice squad
10/13	WR	Equanimeous St. Brown	Signed to active roster from practice squad
10/9	CB	Jaire Alexander	Placed on injured reserve
10/9	G	Ben Braden	Elevated from the practice squad to the active roster for gameday
10/9	DL	Tyler Lancaster	Activated from reserve/COVID-19 list
10/9	WR	Equanimeous St. Brown	Elevated from the practice squad to the active roster for gameday
10/7	LB	Chauncey Rivers	Placed on injured reserve
10/7	LB	Jaylon Smith	Signed
10/6	CB	Rasul Douglas	Signed off of Arizona Cardinals Practice Squad
10/2	WR	Equanimeous St. Brown	Elevated from the practice squad to the active roster for gameday as a COVID-19 replacement
10/2	WR	Marquez Valdes-Scantling	Placed on injured reserve
9/28	TE	Tyler Davis	Signed off of Indianapolis Colts Practice Squad
9/28	DL	Tyler Lancaster	Placed on reserve/COVID-19 list
9/25	TE	Dominique Dafney	Placed on injured reserve
9/21	DL	Abdullah Anderson	Released from practice squad
9/21	G/T	Jacob Capra	Released from practice squad
9/21	S	Shawn Davis	Signed to practice squad
9/21	DL	RJ McIntosh	Signed to practice squad
9/21	TE	Jace Sternberger	Released
9/20	WR	Equanimeous St. Brown	Elevated from the practice squad to the active roster for gameday
9/17	LB	La'Darius Hamilton	Signed off of Tampa Bay Buccaneers Practice Squad
9/4	P	Corey Bojorquez	Acquired from Los Angeles Rams in exchange for 2023 sixth-round draft pick
9/2	DL	Willington Previlon	Released from practice squad
9/2	LS	Steven Wirtel	Signed to practice squad
9/1	DT	Abdullah Anderson	Signed to practice squad
9/1	QB	Kurt Benkert	Signed to practice squad
9/1	WR	Chris Blair	Signed to practice squad
9/1	G	Ben Braden	Signed to practice squad
9/1	G/T	Jacob Capra	Signed to practice squad
9/1	CB	Kabion Ento	Signed to practice squad
9/1	S	Innis Gaines	Signed to practice squad
9/1	LB	Tipa Galeai	Signed to practice squad
9/1	TE	Bronson Kaufusi	Signed to practice squad
9/1	K	JJ Molson	Signed to practice squad
9/1	DL	Willington Previlon	Signed to practice squad
9/1	WR	Equanimeous St. Brown	Signed to practice squad
9/1	RB	Patrick Taylor	Signed to practice squad
9/1	T/G	Cole Van Lanen	Signed to practice squad
9/1	LB	Ray Wilborn	Signed to practice squad
9/1	WR	Juwann Winfree	Signed to practice squad
8/31	DT	Abdullah Anderson	Released
8/31	T	David Bakhtiari	Placed on reserve/physically unable to perform
8/31	WR	Reggie Begetton	Released
8/31	QB	Kurt Benkert	Released
8/31	G	Ben Braden	Released
8/31	G/T	Jacob Capra	Released
8/31	G/T	Coy Cronk	Released
8/31	CB	Stephen Denmark	Released
8/31	CB	Kabion Ento	Released
8/31	CB	Rojesterman Farris	Released
8/31	S	Innis Gaines	Released
8/31	LB	Tipa Galeai	Released
8/31	LB	De Jon Harris	Released
8/31	WR	Damon Hazelton	Released
8/31	TE	Bronson Kaufusi	Released

TRANSACTIONS BY DATE

8/31	DL	Carlo Kemp	Released
8/31	K	JJ Molson	Released
8/31	DL	Willington Previlon	Released
8/31	LB	Delontae Scott	Released
8/31	P	JK Scott	Released
8/31	WR	Equanimeous St. Brown	Released
8/31	TE	Jace Sternberger	Placed on reserve/suspended
8/31	RB	Patrick Taylor	Released
8/31	S	Christian Uphoff	Released
8/31	T/G	Cole Van Lanen	Released
8/31	LB	Ray Wilborn	Released
8/31	RB	Dexter Williams	Released
8/31	WR	Juwann Winfree	Released
8/27	QB	Jake Dolegala	Released
8/27	CB	Rojesterman Farris	Signed
8/25	DL	Abdullah Anderson	Signed
8/25	WR	Chris Blair	Released
8/25	CB	Stephen Denmark	Signed
8/25	WR	Devin Funchess	Placed on injured reserve
8/24	DL	Josh Avery	Released
8/24	CB	Ka'dar Hollman	Traded to Houston Texans in exchange for a 2022 seventh-round pick
8/24	LB	Kamal Martin	Released
8/24	S	Will Redmond	Placed on injured reserve
8/23	TE	Daniel Crawford	Released
8/20	WR	Damon Hazelton	Signed
8/20	CB	Dominique Martin	Released
8/18	QB	Jake Dolegala	Signed
8/18	CB	Josh Jackson	Traded to New York Giants in exchange for CB Isaac Yiadom
8/18	CB	Stanford Samuels	Released
8/18	CB	Isaac Yiadom	Acquired from New York Giants in exchange for CB Josh Jackson
8/17	G/T	Zack Johnson	Released
8/17	TE	Isaac Nauta	Placed on injured reserve
8/17	WR	DeAndre Thompkins	Placed on injured reserve
8/16	G/T	Jon Dietzen	Released
8/16	P	Ryan Winslow	Released
8/12	CB	Dominique Martin	Signed
8/12	LB	Randy Ramsey	Placed on injured reserve
8/6	LB	Chauncey Rivers	Claimed off waivers from BAL
8/5	LS	Joe Fortunato	Released
8/4	DL	Josh Avery	Signed
8/4	LB	Ray Wilborn	Activated from reserve/COVID-19 list
8/3	TE	Daniel Crawford	Signed
8/3	WR	Bailey Gaither	Placed on reserve/retired list
7/31	G	Simon Stepaniak	Placed on reserve/retired list
7/29	T	Dennis Kelly	Signed
7/28	WR	Randall Cobb	Acquired via Trade from Houston Texans
7/27	QB	Blake Bortles	Released
7/27	QB	Jake Dolegala	Released
7/24	LB	Ray Wilborn	Placed on reserve/COVID-19 list

7/23	WR	Amari Rodgers	Signed
6/10	QB	Jake Dolegala	Signed
6/10	DL	Anthony Rush	Released
6/9	LB	DeVondre Campbell	Signed
6/9	RB	Mike Weber	Released
6/2	CB	Eric Stokes	Signed
5/26	WR	DeAndre Thompkins	Signed
5/24	CB	KeiVarae Russell	Released
5/17	QB	Kurt Benkert	Signed
5/14	RB	Kyllin Hill	Signed
5/14	CB	Shemar Jean-Charles	Signed
5/14	LB	Isaiah McDuffie	Signed
5/14	C/G	Josh Myers	Signed
5/14	T/G	Royce Newman	Signed
5/14	DL	T.J. Slaton	Signed
5/14	T/G	Cole Van Lanen	Signed
5/13	QB	Blake Bortles	Signed
5/3	G/T	Jacob Capra	Agreed to terms
5/3	G/T	Coy Cronk	Agreed to terms
5/3	G/T	Jon Dietzen	Agreed to terms
5/3	WR	Bailey Gaither	Agreed to terms
5/3	DL	Jack Heflin	Agreed to terms
5/3	DL	Carlo Kemp	Agreed to terms
5/3	S	Christian Uphoff	Agreed to terms
4/2	S	Will Redmond	Re-signed
3/30	DL	Tyler Lancaster	Re-signed
3/30	TE	Marcedes Lewis	Re-signed
3/26	RB	Aaron Jones	Re-signed
3/26	CB	Kevin King	Re-signed
3/24	LS	Joe Fortunato	Signed
3/12	TE	John Lovett	Released
2/19	LB	Christian Kirksey	Released
2/19	T	Rick Wagner	Released
1/26	WR	R Reggie Begetton	Signed
1/26	C	Jake Hanson	Signed
1/26	K	JJ Molson	Signed
1/26	CB	KeiVarae Russell	Signed
1/26	DL	Delontae Scott	Signed
1/26	WR	Juwann Winfree	Signed
1/25	LB	Tipa Galeai	Signed
1/25	LB	De Jon Harris	Signed
1/25	G	Zack Johnson	Signed
1/25	TE	Isaac Nauta	Signed
1/25	DL	Willington Previlon	Signed
1/25	DL	Anthony Rush	Signed
1/25	CB	Stanford Samuels	Signed
1/25	RB	Mike Weber	Signed
1/25	RB	Dexter Williams	Signed
1/25	P	Ryan Winslow	Signed
1/25	DL	Brian Price	Reverted to practice squad
1/25	CB	KeiVarae Russell	Reverted to practice squad
1/25	CB	Tramon Williams	Reverted to practice squad

TRANSACTIONS BY PLAYER

Adams, Davante - WR 10/25/21 Placed on reserve/COVID-19 list 11/6/21 Activated from reserve/COVID-19 list	Burks, Oren - LB 12/28/21 Placed on reserve/COVID-19 list	Galeai, Tipa - LB 1/25/21 Signed 8/31/21 Released 9/1/21 Signed to practice squad 11/16/21 Signed to active roster from practice squad 12/27/21 Placed on reserve/COVID-19 list
Adeoye, Aaron - LB 10/19/21 Signed to practice squad 11/2/21 Released from practice squad	Campbell, De'Vondre - LB 6/9/21 Signed 11/30/21 Placed on reserve/COVID-19 list 12/11/21 Activated from reserve/COVID-19 list	Garvin, Jonathan - LB 11/24/21 Placed on reserve/COVID-19 list 12/4/21 Activated from reserve/COVID-19 list
Alexander, Jaire - CB 10/9/21 Placed on injured reserve	Capra, Jacob - G/T 5/3/21 Agreed to terms 8/31/21 Released 9/1/21 Signed to practice squad 9/21/21 Released from practice squad	Hamilton, La'Darius - LB 9/20/21 Signed off of Tampa Bay Buccaneers practice squad 11/13/21 Released 11/16/21 Signed to practice squad 11/20/21 Elevated from the practice squad to the active roster for gameday 11/27/21 Elevated from the practice squad to the active roster for gameday as a COVID-19 replacement 12/25/21 Placed on reserve/COVID-19 list
Alufohai, Auzoyah - DL 11/3/21 Signed to practice squad 11/16/21 Released from practice squad	Clark, Kenny - DL 12/16/21 Placed on reserve/COVID-19 list 12/24/21 Activated from reserve/COVID-19 list	Hanson, Jake - C 1/26/21 Signed
Anderson, Abdullah - DL 8/25/21 Signed 8/31/21 Released 9/1/21 Signed to practice squad 9/21/21 Released from practice squad 11/2/21 Signed to practice squad 12/18/21 Elevated from the practice squad to the active roster for gameday	Cobb, Randall - WR 7/28/21 Acquired via Trade from Houston Texans 12/11/21 Placed on injured reserve	Harris, De'Jon - LB 1/25/21 Signed 8/31/21 Released
Armstead, Ryquell - RB 11/3/21 Signed to practice squad	Crawford, Daniel - TE 8/3/21 Signed 8/23/21 Released	Hazelton, Damon - WR 8/20/21 Signed 8/31/21 Released
Avery, Josh - DL 8/4/21 Signed 8/24/21 Released	Cronk, Coy - G/T 5/3/21 Agreed to terms 8/31/21 Released	Heflin, Jack - DL 5/3/21 Agreed to terms
Bakhtiari, David - T 8/31/21 Placed on reserve/physically unable to perform 11/10/21 Activated off of reserve/physically unable to perform	Davis, Tyler - TE 9/28/21 Signed off of Indianapolis Colts practice squad	Hill, Kylin - RB 5/14/21 Signed rookie contract 11/1/21 Placed on injured reserve
Begelton, Reggie - WR 1/26/21 Signed 8/31/21 Released	Davis, Shawn - S 9/21/21 Signed to practice squad 12/18/21 Signed to active roster from practice squad	Hollman, Ka'dar - CB 8/24/21 Traded to Houston Texans in exchange for a 2022 seventh-round pick
Benkert, Kurt - QB 5/17/21 Signed 8/31/21 Released 9/1/21 Signed to practice squad 11/2/21 Placed on the practice squad reserve/COVID-19 list 11/15/21 Activated from the practice squad reserve/COVID-19 list 12/7/21 Elevated from the practice squad to the active roster as a COVID-19 replacement	Denmark, Stephen - CB 8/25/21 Signed 8/31/21 Released	Jackson, Josh - CB 8/18/21 Traded to New York Giants in exchange for CB Isaac Yiadom
Blair, Chris - WR 8/25/21 Released 9/1/21 Signed to practice squad	Dietzen, Jon - G/T 5/3/21 Agreed to terms 8/16/21 Released 11/24/21 Signed to practice squad	Jean-Charles, Shemar - CB 5/14/21 Signed rookie contract 12/25/21 Placed on reserve/COVID-19 list
Bojorquez, Corey - P 9/4/21 Acquired from Los Angeles Rams in exchange for 2023 sixth-round draft pick	Douglas, Rasul - CB 10/6/21 Signed off of Arizona Cardinals practice squad	Jenkins, Elgton - G 11/23/21 Placed on injured reserve
Bortles, Blake - QB 5/13/21 Signed 7/27/21 Released 11/4/21 Signed to practice squad 11/6/21 Elevated from the practice squad to the active roster for gameday as a COVID-19 replacement 11/15/21 Released from practice squad	Dolegala, Jacob - QB 6/10/21 Signed 7/27/21 Released 8/18/21 Signed 8/27/21 Released	Johnson, Zack - G/T 1/25/21 Signed 8/17/21 Released
Braden, Ben - G 8/31/21 Released 9/1/21 Signed to practice squad 10/9/21 Elevated from the practice squad to the active roster for gameday 10/23/21 Elevated from the practice squad to the active roster for gameday as a COVID-19 replacement 10/28/21 Elevated from the practice squad to the active roster for gameday 11/23/21 Signed to active roster from practice squad 12/27/21 Placed on reserve/COVID-19 list	Dunbar, Quinton - CB 10/13/21 Signed to practice squad 10/19/21 Released from practice squad	Jones, Aaron - RB 3/26/31 Re-signed
Bradley, Hunter - LS 11/2/21 Released	Ento, Kabion - CB 8/31/21 Released 9/1/21 Signed to practice squad	Kalambayi, Peter - LB 12/20/21 Signed to practice squad
	Etling, Danny - QB 1/27/21 Signed to practice squad	Kaufusi, Bronson - TE 8/31/21 Released 9/1/21 Signed to practice squad
	Farris, Rojesterman - CB 8/27/21 Signed 8/31/21 Released	Kelly, Dennis - T 7/29/21 Signed
	Fortunato, Joe - LS 3/24/21 Signed 8/15/21 Released	Kemp, Carlo - DL 5/3/21 Agreed to terms 8/31/21 Released
	Funchess, Devin - WR 8/25/21 Placed on injured reserve	King, Kevin - CB 3/26/31 Re-signed 12/25/21 Placed on reserve/COVID-19 list
	Gaines, Innis - S 8/31/21 Released 9/1/21 Signed to practice squad 12/25/21 Elevated from the practice squad to the active roster as a COVID-19 replacement	Kirksey, Christian - LB 2/19/21 Released
	Gaither, Bailey - WR 5/3/21 Agreed to terms 8/3/21 Placed on reserve/retired list	Lancaster, Tyler - DL 3/30/31 Re-signed 9/28/21 Placed on reserve/COVID-19 list 10/9/21 Activated from reserve/COVID-19 list

Lazard, Allen - WR
10/26/21 Placed on reserve/COVID-19 list
11/1/21 Activated from reserve/COVID-19 list

Lewis, Mercedes - TE
3/30/31 Re-signed
12/28/21 Placed on reserve/COVID-19 list

Love, Jordan - QB
12/6/21 Placed on reserve/COVID-19 list
12/16/21 Activated from reserve/COVID-19 list

Lovett, John - TE
3/12/21 Released

Malone, Josh - WR
12/14/21 Signed to practice squad

Martin, Dominique - CB
8/12/21 Signed
8/20/21 Released

Martin, Kamal - LB
8/24/21 Released

McDuffie, Isaiah - LB
5/14/21 Signed rookie contract

McIntosh, RJ - DL
9/21/21 Signed to practice squad
12/27/21 Placed on the practice squad reserve/COVID-19 list

Mercilus, Whitney - LB
10/21/21 Signed
11/16/21 Placed on injured reserve

Molson, JJ - K
1/26/21 Signed
8/31/21 Released
9/1/21 Signed to practice squad

Myers, Josh - C/G
5/14/21 Signed rookie contract
10/23/21 Placed on injured reserve

Newman, Royce - T/G
5/14/21 Signed rookie contract

Nauta, Isaac - TE
1/25/21 Signed
8/17/21 Placed on injured reserve

Orchard, Nate - LB
11/25/21 Signed to practice squad

Previlon, Willington - DL
1/25/21 Signed
8/31/21 Released
9/1/21 Signed to practice squad
9/2/21 Released from practice squad

Ramsey, Randy - LB
8/12/21 Placed on injured reserve

Redmond, Will - S
4/2/21 Re-signed
8/24/21 Placed on injured reserve
11/22/21 Released

Rivers, Chauncey - LB
8/6/21 Claimed off waivers from BAL
10/7/21 Placed on injured reserve
12/24/21 Placed on reserve/COVID-19 list

Rodgers, Aaron - QB
11/3/21 Placed on reserve/COVID-19 list
11/13/21 Activated from reserve/COVID-19 list

Rodgers, Amari - WR
7/23/21 Signed rookie contract
12/27/21 Placed on reserve/COVID-19 list

Russell, KeiVarae - CB
1/26/21 Signed
5/24/21 Released

Rush, Anthony - DL
1/25/21 Signed
6/10/21 Released

Samuels, Stanford - CB
1/25/21 Signed
8/18/21 Released

Scott, Delontae - LB
1/26/21 Signed
8/31/21 Released

Scott, JK - P
8/31/21 Released

Slaton, T.J. - DL
5/14/21 Signed rookie contract

Smith, Jaylon - LB
10/7/21 Signed
11/2/21 Released

St. Brown, Equanimeous - WR
8/31/21 Released
9/1/21 Signed to practice squad
9/20/21 Elevated from the practice squad to the active roster for gameday
10/2/21 Elevated from the practice squad to the active roster for gameday as a COVID-19 replacement
10/9/21 Elevated from the practice squad to the active roster for gameday
10/13/21 Signed to active roster from practice squad

Stepaniak, Simon - G
7/31/21 Placed on reserve/retired list

Sternberger, Jace - TE
8/31/21 Placed on reserve/suspended
9/21/21 Released

Stokes, Eric - CB
6/2/21 Signed rookie contract

Summers, Ty - LB
12/24/21 Placed on injured reserve
12/27/21 Placed on reserve/COVID-19 list

Taylor, Malik - WR
10/15/21 Placed on reserve/COVID-19 list
10/28/21 Activated from reserve/COVID-19 list
12/24/21 Placed on injured reserve

Taylor, Patrick - RB
8/31/21 Released
9/1/21 Signed to practice squad
11/4/21 Signed to active roster from practice squad

Thompkins, DeAndre - WR
5/26/21 Signed
8/17/21 Placed on injured reserve

Tonyan, Robert - TE
11/1/21 Placed on injured reserve

Uphoff, Christian - S
5/3/21 Agreed to terms
8/31/21 Released

Van Lanen, Cole - T/G
5/14/21 Signed rookie contract
8/31/21 Released
9/1/21 Signed to practice squad
12/18/21 Elevated from the practice squad to the active roster for gameday
12/24/21 Elevated from the practice squad to the active roster as a COVID-19 replacement

Wagner, Rick - T
2/19/21 Released

Weber, Mike - RB
1/25/21 Signed
6/9/21 Released

Wilborn, Ray - LB
7/24/21 Placed on reserve/COVID-19 list
8/4/21 Activated from reserve/COVID-19 list
8/31/21 Released
9/1/21 Signed to practice squad

Williams, Dexter - RB
1/25/21 Signed
8/31/21 Released

Winfree, Juwann - WR
1/26/21 Signed
8/31/21 Released
9/1/21 Signed to practice squad
10/16/21 Elevated from the practice squad to the active roster for gameday as a COVID-19 replacement
10/28/21 Elevated from the practice squad to the active roster for gameday as a COVID-19 replacement
11/20/21 Elevated from the practice squad to the active roster for gameday
12/14/21 Signed to active roster from practice squad

Winslow, Ryan - P
1/25/21 Signed
8/16/21 Released

Wirrel, Steven - LS
9/2/21 Signed to practice squad
11/2/21 Signed to active roster from practice squad

Whyte, Kerrith - RB
11/16/21 Placed on injured reserve
11/25/21 Released from practice squad

Valdes-Scantling, Marquez - WR
10/2/21 Placed on injured reserve
11/6/21 Activated off injured reserve
12/21/21 Placed on reserve/COVID-19 list

Yiadom, Isaac - CB
8/18/21 Acquired from New York Giants in exchange for CB Josh Jackson
11/3/21 Placed on reserve/COVID-19 list
11/13/21 Activated from reserve/COVID-19 list



GAME SUMMARIES



GAME SUMMARY [LAST MATCHUP]



31

2021 WEEK 11
 Minnesota Vikings 34, Green Bay Packers 31
 66,959 🏆 U.S. Bank Stadium 🏆 Nov 21, 2021



34

Green Bay Packers	3	7	7	14	—	31
Minnesota Vikings	9	7	7	11	—	34

Minnesota Vikings Starters

OFFENSE		DEFENSE	
WR 18	J. Jefferson	LE 98	D. Wonnum
WR 19	A. Thielen	NT 96	A. Watts
LT 71	C. Darrisaw	DT 94	D. Tomlinson
LG 72	E. Cleveland	RE 97	E. Griffen
C 52	M. Cole	SLB 55	A. Barr
RG 74	O. Udoh	MLB 54	E. Kendrick
RT 75	B. O'Neill	LCB 7	P. Peterson
TE 83	T. Conklin	RCB 21	B. Breeland
TE 89	C. Herndon	S 43	C. Bynum
QB 8	K. Cousins	SS 22	H. Smith
RB 33	D. Cook	FS 23	X. Woods

Green Bay Packers Starters

OFFENSE		DEFENSE	
WR 17	D. Adams	DE 94	D. Lowry
LT 74	E. Jenkins	NT 97	K. Clark
LG 76	J. Runyan	DE 95	T. Lancaster
C 62	L. Patrick	OLB 91	P. Smith
RG 70	R. Newman	OLB 53	J. Garvin
RT 77	B. Turner	ILB 51	K. Barnes
TE 89	M. Lewis	ILB 59	D. Campbell
WR 18	R. Cobb	CB 21	E. Stokes
WR 83	M. Valdes-Scantling	CB 20	K. King
QB 12	A. Rodgers	S 31	A. Amos
RB 28	A. Dillon	S 26	D. Savage

SCORING DRIVES

TEAM	QTR	TIME	SCORING PLAY	GB	MIN
Packers	1	13:17	M.Crosby 54 yd. Field Goal (5-39, 1:43)	3	0
Vikings	1	09:14	G.Joseph 51 yd. Field Goal (7-42, 4:03)	3	3
Vikings	1	01:48	D.Cook 1 yd. run (kick failed, wr) (6-84, 3:20)	3	9
Vikings	2	07:37	A.Thielen 10 yd. pass from K.Cousins (G.Joseph kick) (7-78, 3:38)	3	16
Packers	2	00:30	J.Deguara 25 yd. pass from A.Rodgers (M.Crosby kick) (9-74, 3:48)	10	16
Vikings	3	08:26	J.Jefferson 9 yd. pass from K.Cousins (G.Joseph kick) (14-75, 6:34)	10	23
Packers	3	03:35	D.Adams 10 yd. pass from A.Rodgers (M.Crosby kick) (7-75, 4:51)	17	23
Packers	4	07:49	D.Adams 18 yd. pass from A.Rodgers (M.Crosby kick) (12-94, 7:02)	24	23
Vikings	4	02:17	J.Jefferson 23 yd. pass from K.Cousins (D.Cook run) (12-79, 5:32)	24	31
Packers	4	02:08	M.Valdes-Scantling 75 yd. pass from A.Rodgers (M.Crosby kick) (1-75, 0:09)	31	31
Vikings	4	00:00	G.Joseph 29 yd. Field Goal (8-64, 2:08)	31	34

GREEN BAY PACKERS

PASSING	ATT	CP	YDS	SK/YD	TD	LG	INT	RTG
Aaron Rodgers	33	23	385	2/13	4	75T	0	148.4
TOTAL	33	23	385	2/13	4	75T	0	148.4

RUSHING	ATT	YDS	AVG	LG	TD
AJ Dillon	11	53	4.8	11	0
Aaron Rodgers	2	21	10.5	18	0
Patrick Taylor	4	11	2.8	5	0
Equanimeous St. Brown	1	11	11.0	11	0
Jordan Love	1	-1	-1.0	-1	0
TOTAL	19	95	5.0	18	0

RECEIVING	NO	YDS	AVG	LG	TD
Davante Adams	7	115	16.4	37	2
AJ Dillon	6	44	7.3	13	0
Marquez Valdes-Scantling	4	123	30.8	75T	1
Equanimeous St. Brown	2	43	21.5	26	0
Josiah Deguara	2	37	18.5	25T	1
Randall Cobb	1	15	15.0	15	0
Domonique Dafney	1	8	8.0	8	0
TOTAL	23	385	16.7	75T	4

TOP DEFENSE	TOT	SOLO	AST	SCK	YDS	INT
Darnell Savage	7	6	1	0.0	0.0	0
De'Vondre Campbell	7	6	1	0.0	0.0	0
Preston Smith	6	4	2	2.0	23.0	0

FIELD GOALS	FGM/FGA	PERCENT	RESULTS
Mason Crosby	1-2	50.0	(54, 32)
TOTAL	1-2	50.0	

MINNESOTA VIKINGS

PASSING	ATT	CP	YDS	SK/YD	TD	LG	INT	RTG
Kirk Cousins	35	24	341	2/23	3	56	0	128.4
TOTAL	35	24	341	2/23	3	56	0	128.4

RUSHING	ATT	YDS	AVG	LG	TD
Dalvin Cook	22	86	3.9	13	1
Alexander Mattison	3	5	1.7	3	0
Justin Jefferson	1	3	3.0	3	0
C.J. Ham	1	0	0.0	0	0
Kirk Cousins	2	-4	-2.0	-2	0
TOTAL	29	90	3.1	13	1

RECEIVING	NO	YDS	AVG	LG	TD
Justin Jefferson	8	169	21.1	56	2
Adam Thielen	8	82	10.3	26	1
Tyler Conklin	3	35	11.7	15	0
Dalvin Cook	3	29	9.7	19	0
K.J. Osborn	1	19	19.0	19	0
Dede Westbrook	1	7	7.0	7	0
TOTAL	24	341	14.2	56	3

TOP DEFENSE	TOT	SOLO	AST	SCK	YDS	INT
Eric Kendrick	11	4	7	0.0	0.0	0
Anthony Barr	10	4	6	0.0	0.0	0
Xavier Woods	5	5	0	0.0	0.0	0

FIELD GOALS	FGM/FGA	PERCENT	RESULTS
Greg Joseph	2-2	100.0	(51, 29)
TOTAL	2-2	100.0	

Team Statistics

First Downs	21
3rd-Down Eff. (Made/Att/Pct)	7/11/64%
4th-Down Eff. (Made/Att/Pct)	0/0/0%
Total Net Yards	467
Total Plays	54
Yards Per Play	8.6
Rushes/Net Yards	19/95
Net Passing	372
Pass Attempts/Completions	33/23
Had Intercepted	0
Sacked/Yards Lost	2/13
Punts/Average	2/51.0
Penalties/Yards	8/92
Fumbles/Lost	1/0
Possession Time	28:59

Packers Vikings

21	25
7/11/64%	9/13/69%
0/0/0%	0/0/0%
467	408
54	66
8.6	6.2
19/95	29/90
372	318
33/23	35/24
0	0
2/13	2/23
2/51.0	3/41.7
8/92	3/25
1/0	2/0
28:59	31:01

GAME SUMMARIES



3

WEEK 1

New Orleans Saints 38, Green Bay Packers 3
35,242 ♦ TIAA Bank Field ♦ Sep 12, 2021



38

Green Bay Packers	0	3	0	0	—	3
New Orleans Saints	3	14	7	14	—	38

New Orleans Saints Starters

OFFENSE	DEFENSE
WR 1 M. Callaway	RDE 92 M. Davenport
WR 84 L. Humphrey	DT 70 C. Ringo
LT 72 T. Armstrong	DT 97 M. Roach
LG 75 A. Peat	LDE 94 C. Jordan
C 78 E. McCoy	WLL 5 K. Alexander
RG 51 C. Ruiz	MLB 56 D. Davis
RT 71 R. Ramczyk	LCB 23 M. Lattimore
RE 82 A. Trautman	FS 43 M. Williams
TE 45 G. Griffin	SS 27 M. Jenkins
QB 2 J. Winston	RCB 29 P. Adebbo
RB 41 A. Kamara	

Green Bay Packers Starters

OFFENSE	DEFENSE
WR 13 A. Lazard	DE 96 K. Keke
LT 74 E. Jenkins	NT 97 K. Clark
LG 62 L. Patrick	DE 94 D. Lowry
C 71 J. Myers	OLB 91 P. Smith
RG 70 R. Newman	OLB 52 R. Gary
RT 77 B. Turner	ILB 51 K. Barnes
TE 89 M. Lewis	ILB 59 D. Campbell
WR 83 M. Valdes-Scantling	CB 23 J. Alexander
WR 17 D. Adams	CB 20 K. King
QB 12 A. Rodgers	S 31 A. Amos
RB 33 A. Jones	S 26 D. Savage

OFFICIALS: Referee: Carl Chavers (51), Umpire: Tra Blake (33), Down Judge: Jerry Bergman (91), Line Judge: Jeff Seeman (45), Field Judge: Nathan Jones (42), Side Judge: Eugene Hill (103), Back Judge: Matt Edwards (96), Replay Official: Andrew Lambert, Replay Assistant: Kurt Shay

SCORING DRIVES

TEAM	QTR	TIME	SCORING PLAY	GB	NO
Saints	1	11:00	A.Rosas 44 yd. Field Goal (9-49, 4:00)	0	3
Saints	2	14:18	A.Kamara 3 yd. pass from J.Winston (A.Rosas kick) (15-76, 7:51)	0	10
Saints	2	01:07	J.Johnson 1 yd. pass from J.Winston (A.Rosas kick) (15-80, 10:00)	0	17
Packers	2	00:00	M.Crosby 39 yd. Field Goal (6-54, 1:07)	3	17
Saints	3	03:07	C.Hogan 10 yd. pass from J.Winston (A.Rosas kick) (3-12, 1:26)	3	24
Saints	4	14:54	J.Johnson 8 yd. pass from J.Winston (A.Rosas kick) (4-21, 1:41)	3	31
Saints	4	10:46	D.Harris 55 yd. pass from J.Winston (A.Rosas kick) (4-66, 2:14)	3	38

GREEN BAY PACKERS

PASSING	ATT	CP	YDS	SK/YD	LG	INT	RTG
Aaron Rodgers	28	15	133	1/11	0	31	2 36.8
Jordan Love	7	5	68	1/4	0	32	0 102.1
TOTAL	35	20	2/15	0	32	2	49.8

RUSHING	ATT	YDS	AVG	LG	TD
AJ Dillon	4	19	4.8	6	0
Kylin Hill	5	14	2.8	8	0
Aaron Jones	5	9	1.8	3	0
Randall Cobb	1	1	1.0	1	0
TOTAL	15	43	2.9	8	0

RECEIVING	NO	YDS	AVG	LG	TD
Davante Adams	5	56	11.2	31	0
Marquez Valdes-Scantling	3	17	5.7	10	0
Allen Lazard	2	16	8.0	14	0
Malik Taylor	2	14	7.0	7	0
Aaron Jones	2	13	6.5	7	0
Robert Tonyan	2	8	4.0	5	0
Randall Cobb	1	32	32.0	32	0
Amari Rodgers	1	19	19.0	19	0
Marcedes Lewis	1	19	19.0	19	0
AJ Dillon	1	7	7.0	7	0
TOTAL	20	201	10.1	32	0

TOP DEFENSE	TOT	SOLO	AST	SCK	YDS	INT
Adrian Amos	9	7	2	0.0	0.0	0
Krys Barnes	8	7	1	0.0	0.0	0
De Vondre Campbell	6	5	1	0.0	0.0	0

FIELD GOALS	FGM/FGA	PERCENT	RESULTS
Mason Crosby	1-1	100.0	39G
TOTAL	1-1	100.0	

NEW ORLEANS SAINTS

PASSING	ATT	CP	YDS	SK/YD	LG	INT	RTG
Jameis Winston	20	14	148	0/0	5	551	0 130.8
Taysom Hill	1	1	3	0/0	0	3	0 79.2
TOTAL	21	15	151	0/0	5	551	0 131.2

RUSHING	ATT	YDS	AVG	LG	TD
Alvin Kamara	20	83	4.2	14	0
Tony Jones Jr.	11	50	4.5	9	0
Jameis Winston	6	37	6.2	15	0
Taysom Hill	2	1	0.5	2	0
TOTAL	39	171	4.4	15	0

RECEIVING	NO	YDS	AVG	LG	TD
Juwan Johnson	3	21	7.0	12	2
Adam Trautman	3	18	6.0	8	0
Alvin Kamara	3	8	2.7	3t	1
Deonte Harris	2	72	36.0	55t	1
Marquez Callaway	1	14	14.0	14	0
Chris Hogan	1	10	10.0	10t	1
Ty Montgomery II	1	5	5.0	5	0
Tony Jones Jr.	1	3	3.0	3	0
TOTAL	15	151	10.1	55t	5

TOP DEFENSE	TOT	SOLO	AST	SCK	YDS	INT
Zack Baun	5	5	0	0.0	0.0	0
Demario Davis	4	2	2	0.0	0.0	0
Albert Huggins	3	2	1	0.0	0.0	0

FIELD GOALS	FGM/FGA	PERCENT	RESULTS
Aldrick Rosas	1-1	100.0	44G
TOTAL	1-1	100.0	

JACKSONVILLE, Fla. (AP) — Jameis Winston passed for five touchdowns and New Orleans intercepted reigning NFL MVP Aaron Rodgers twice, and the Saints kicked off the post-Drew Brees era with a 38-3 victory over the Green Bay Packers on Sunday. The game, originally scheduled for the Superdome, was moved while the New Orleans area continues to clean up wreckage left by Hurricane Ida, which struck southeast Louisiana as a Category 4 storm on Aug. 29, 16 years to the day after Hurricane Katrina devastated the same region. Winston, who led the NFL with 30 interceptions in his last season as a starter with Tampa Bay in 2019, was largely cautious and accurate in going an efficient 14 of 20 for 148 yards without an interception. New Orleans also rushed for 171 yards. Winston didn't take a sack, but did take off and run for a few key third-down conversions in the first half. The only risky throw that backfired on him — a deflected pass caught by Packers defensive back Darnell Savage in the end zone — was negated by a contested roughing-the-passer penalty called against edge rusher Z Darius Smith. The penalty set up the second touchdown catch of the game by Juwan Johnson, who came in with four career catches and was converted from receiver to a tight end this offseason. Opening the third quarter down 17-3, the Packers squandered a chance to trim their deficit when Rodgers' wobbly pass under pressure was intercepted by rookie defensive back Paulson Adebbo at the New Orleans 7 early in the third quarter. On Green Bay's next drive, Marcus Williams intercepted Rodgers' deep overthrow and returned it to the Packers 12, setting up Winston's 10-yard TD to Chris Hogan.

Team Statistics

	Packers	Saints
First Downs	14	22
3rd-Down Eff. (Made/Att/Pct)	1/10/10%	5/10/50%
4th-Down Eff. (Made/Att/Pct)	2/3/67%	2/2/100%
Total Net Yards	229	322
Total Plays	52	60
Yards Per Play	4.4	5.4
Rushes/Net Yards	15/43	39/171
Net Passing	186	151
Pass Attempts/Completions	35/20	21/15
Had Intercepted	2	0
Sacked/Yards Lost	2/15	0/0
Punts/Average	4/44.0	2/51.5
Penalties/Yards	5/33	6/36
Fumbles/Lost	1/1	0/0
Possession Time	25:24	34:36

GAME SUMMARIES



WEEK 2
Green Bay Packers 35, Detroit Lions 17
77,240 @ Lambeau Field Sep 20, 2021

Detroit Lions	7	10	0	0	17
Green Bay Packers	7	7	14	7	35

Detroit Lions Starters

DEFENSE			DEFENSE		
WR	11	K. Raymond	DE	91	M. Broekers
WR	87	D. Cephus	DE	97	N. Williams
WR	58	P. Sewell	ILB	8	J. Collins Sr.
WR	73	J. Jackson	ILB	34	A. Anzalone
WR	77	F. Ragnow	CB	26	I. Melifonwu
WR	72	H. Valtai	CB	41	A. Parker
WR	67	M. Nelson	CB	24	A. Oronwayire
LT	80	D. Felis	S	25	W. Harris
LT	88	T. Hockenson	S	21	T. Walker
LT	16	J. Goff	OLB	90	R. Flowers
LT	30	J. Williams	OLB	95	R. Okwara

Green Bay Packers Starters

OFFENSE			DEFENSE		
WR	17	D. Adams	DE	94	D. Lowry
WR	74	E. Jenkins	NT	97	K. Clark
LG	76	J. Rumphay	DE	96	K. Kika
C	71	J. Myers	OLB	91	P. Smith
RG	70	R. Newman	OLB	52	R. Gary
RT	77	B. Turner	ILB	51	K. Barnes
TE	89	M. Lewis	ILB	59	D. Campbell
WR	83	M. Valdes-Scantling	CB	23	J. Alexander
WR	13	A. Lazard	CB	20	K. King
QB	12	A. Rodgers	S	31	A. Amos
RB	33	A. Jones	S	26	D. Savage

OFFICIALS: Referee: Adrian Hill (21), Umpire: Roy Ellison (61), Line Judge: David Oliver (24), Line Judge: Mark Stewart (75), Side Judge: Maarl Robinson (31), Field Judge: Jim Quirk (5), Back Judge: Keith Ferguson (61), Replay Official: Roddy Ames, Replay Assistant: Joe Wolian

SCORING DRIVES

TEAM	QTR	TIME	SCORING PLAY	DET	GB
Lions	1	10:36	Q.Cephus 5 yd. pass from J.Goff (A.Selbert kick) (7-75, 4:24)	7	0
Packers	1	03:49	A.Jones 4 yd. pass from Aa.Rodgers (M.Crosby kick) (11-75, 6:51)	7	7
Lions	2	07:22	T.Hockenson 8 yd. pass from J.Goff (A.Selbert kick) (9-61, 4:59)	14	7
Packers	2	01:52	A.Jones 1 yd. pass from Aa.Rodgers (M.Crosby kick) (10-56, 5:30)	14	14
Lions	2	00:03	A.Selbert 43 yd. Field Goal (7-35, 1:49)	17	14
Packers	3	10:26	R.Tonyan 22 yd. pass from Aa.Rodgers (M.Crosby kick) (8-87, 4:34)	17	21
Packers	3	00:07	A.Jones 11 yd. pass from Aa.Rodgers (M.Crosby kick) (11-75, 5:46)	17	28
Packers	4	12:42	A.Jones 1 yd. run (M.Crosby kick) (5-23, 2:21)	17	35

DETROIT LIONS

PASSING	ATT	CP	YDS	SK/YD	TD	LG	INT	RTG
Jared Goff	36	26	246	1/10	2	46	1	97.7
TOTAL	36	26	246	1/10	2	46	1	97.7

RUSHING	ATT	YDS	AVG	LG	TD
Jared Goff	4	46	11.5	26	0
D'Andre Swift	8	37	4.6	12	0
Jamaal Williams	7	25	3.6	8	0
TOTAL	19	108	5.7	26	0

RECEIVING	NO	YDS	AVG	LG	TD
T.J. Hockenson	8	66	8.3	20	1
Quintez Cephus	4	63	15.8	46	1
D'Andre Swift	4	41	10.3	16	0
Amon-Ra St. Brown	3	18	6.0	7	0
Jamaal Williams	3	12	4.0	6	0
Kalif Raymond	2	18	9.0	10	0
Trinity Benson	1	24	24.0	24	0
Jason Cabinda	1	4	4.0	4	0
TOTAL	26	246	9.5	46	2

TOP DEFENSE	TOT	SOLO	AST	SCK	YDS	INT
Alex Anzalone	10	8	2	0.0	0.0	0
Will Harris	6	6	0	0.0	0.0	0
Jamie Collins Sr.	5	4	1	0.0	0.0	0

FIELD GOALS	FGM/FGA	PERCENT	RESULTS
Austin Seibert	1-1	100.0	43G
TOTAL	1-1	100.0	

GREEN BAY PACKERS

PASSING	ATT	CP	YDS	SK/YD	TD	LG	INT	RTG
Aaron Rodgers	27	22	255	3/28	4	50	0	145.6
TOTAL	27	22	255	3/28	4	50	0	145.6

RUSHING	ATT	YDS	AVG	LG	TD
Aaron Jones	17	67	3.9	9	1
AJ Dillon	5	18	3.6	8	0
Kylin Hill	2	8	4.0	5	0
Aaron Rodgers	4	6	1.5	5	0
Jordan Love	3	-3	-1.0	-1	0
TOTAL	31	96	3.1	9	1

RECEIVING	NO	YDS	AVG	LG	TD
Davante Adams	8	121	15.1	50	0
Aaron Jones	6	48	8.0	13	3
Robert Tonyan	3	52	17.3	22t	1
Randall Cobb	3	26	8.7	14	0
AJ Dillon	1	8	8.0	8	0
Equanimeous St. Brown	1	0	0.0	0	0
TOTAL	22	255	11.6	50	4

TOP DEFENSE	TOT	SOLO	AST	SCK	YDS	INT
De'Vondre Campbell	13	10	3	0.0	0.0	1
Adrian Amos	10	9	1	0.0	0.0	0
Kenny Clark	5	2	3	0.0	0.0	0

FIELD GOALS	FGM/FGA	PERCENT	RESULTS
			No Field Goals

GREEN BAY, Wis. (AP) — RB Aaron Jones caught three of Aaron Rodgers' four TD passes and rushed for a fourth score, and the Packers had a welcome return to normal, dominating the second half in a 35-17 win over the division rival Lions on Monday night. Jones became the first Packers running back to catch three touchdown passes in a game since Andy Uram against the Chicago Cardinals in 1942. He had 17 carries for 67 yards and six catches for 48 yards. Rodgers went 22 of 27 for 255 yards and surpassed John Elway for 10th all-time in passing yards with 51,633. Rodgers has followed up each of the Packers' last five regular-season losses by throwing four touchdown passes and no interceptions in his next game. Detroit's Jared Goff completed 13 of his first 14 passes but struggled the rest of the way as the Lions (0-2) blew a 17-14 halftime lead. Goff finished 26 of 36 for 246 yards. He connected on touchdown passes to Quintez Cephus and T.J. Hockenson but also threw an interception and lost a fumble. The Packers faced third-and-12 on their opening series of the second half when Rodgers threw a 50-yard completion to Davante Adams, who ended the night with eight catches for 121 yards. Rodgers capped that drive with a 22-yard touchdown pass to Robert Tonyan. Detroit's next series ended when Goff threw an incompletion on fourth-and-1 from the Green Bay 25. Rodgers threw an 11-yard touchdown pass to Jones to extend the Packers' lead to 28-17. Green Bay's Krys Barnes recovered Goff's fumble at the Detroit 23 on the Lions' next snap. Jones scored on a 1-yard run and that was that.

Team Statistics

	Lions	Packers
First Downs	19	25
3rd-Down Eff. (Made/Att/Pct)	4/9/44%	5/9/56%
4th-Down Eff. (Made/Att/Pct)	0/2/0%	0/0/0%
Total Net Yards	344	323
Total Plays	56	61
Yards Per Play	6.1	5.3
Rushes/Net Yards	19/108	31/96
Net Passing	236	227
Pass Attempts/Completions	36/26	27/22
Had Intercepted	1	0
Sacked/Yards Lost	1/10	3/28
Punts/Average	2/53.5	3/46.7
Penalties/Yards	9/78	5/50
Fumbles/Lost	2/1	0/0
Possession Time	26:35	33:25

GAME SUMMARIES



30

WEEK 3

Green Bay Packers 30, San Francisco 49ers 28
69,853 🍷 Levi's Stadium 🍷 Sep 26, 2021



28

Green Bay Packers	10	7	0	13	—	30
San Francisco 49ers	0	7	7	14	—	28

San Francisco 49ers Starters

OFFENSE		DEFENSE	
WR 11 B. Aiyuk	LDE 91 A. Armstead		
WR 19 D. Samuel	LDT 99 J. Kinlaw		
LT 71 T. Williams	RTD 93 D. Jones		
LG 75 L. Tontson	ROE 97 N. Boss		
C 50 A. Mack	SAM 51 A. Al-Shair		
RG 60 D. Brunskill	MIKE 54 F. Warner		
RT 69 M. McClintchy	WILL 36 M. Harris		
TE 85 G. Kittle	LOB 26 J. Norman		
RB 28 T. Sermon	RCB 4 E. Moseley		
QB 10 J. Garoppolo	FS 1 J. Ward		
FB 44 K. Juszczyk	SS 3 J. Tartt		

Green Bay Packers Starters

OFFENSE		DEFENSE	
WR 17 D. Adams	DE 94 D. Lowry		
LT 73 Y. Nijman	NT 97 K. Clark		
LG 76 J. Rumph	DE 96 K. Kika		
C 71 J. Myers	OLB 91 P. Smith		
RG 70 R. Newman	OLB 52 R. Gary		
RT 77 B. Turner	ILB 51 K. Barnes		
TE 89 M. Lewis	ILB 59 D. Campbell		
WR 83 M. Valdes-Scantling	CB 23 J. Alexander		
QB 12 A. Rodgers	CB 21 E. Stokes		
RB 33 A. Jones	S 31 A. Amos		
TE 85 R. Tonyan	S 26 D. Savage		

OFFICIALS: Referee: Bill Vinovich (52), Down Judge: Jerry Bergman (91), Side Judge: David Meslow (118), Back Judge: Perry Paganelli (46), Umpire: Terry Kilens Jr. (77), Line Judge: Jeff Seaman (45), Side Judge: Don Willard (58)

SCORING DRIVES

TEAM	QTR	TIME	SCORING PLAY	GB	SF
Packers	1	10:06	M.Crosby 54 yd. Field Goal (8-39, 4:54)	3	0
Packers	1	03:19	D.Adams 1 yd. pass from Aa.Rodgers (M.Crosby kick) (7-80, 4:06)	10	0
Packers	2	01:02	A.Jones 3 yd. run (M.Crosby kick) (9-87, 3:46)	17	0
49ers	2	00:00	T.Lance 1 yd. run (R.Gould kick) (8-32, 1:02)	17	7
49ers	3	07:41	B.Aiyuk 8 yd. pass from J.Garoppolo (R.Gould kick) (13-83, 7:19)	17	14
Packers	4	13:27	M.Valdes-Scantling 12 yd. pass from Aa.Rodgers (M.Crosby kick) (10-86, 5:57)	24	14
49ers	4	07:48	T.Sermon 1 yd. run (R.Gould kick) (9-81, 5:39)	24	21
Packers	4	02:39	M.Crosby 38 yd. Field Goal (5-18, 2:19)	27	21
49ers	4	00:37	K.Juszczyk 12 yd. pass from J.Garoppolo (R.Gould kick) (8-75, 2:02)	27	28
Packers	4	00:00	M.Crosby 51 yd. Field Goal (6-42, 0:37)	30	28

GREEN BAY PACKERS

PASSING	ATT	CP	YDS	SK/YD	TD	LG	INT	RTG
Aaron Rodgers	33	23	261	1/8	2	47	0	113.3
TOTAL	33	23	261	1/8	2	47	0	113.3

RUSHING	ATT	YDS	AVG	LG	TD
Aaron Jones	19	82	4.3	12	1
AJ Dillon	6	18	3.0	6	0
TOTAL	25	100	4.0	12	1

RECEIVING	NO	YDS	AVG	LG	TD
Davante Adams	12	132	11.0	25	1
Marquez Valdes-Scantling	3	59	19.7	47	1
Aaron Jones	2	14	7.0	11	0
AJ Dillon	2	8	4.0	6	0
Allen Lazard	1	42	42.0	42	0
Robert Tonyan	1	6	6.0	6	0
Joshiah Deguara	1	4	4.0	4	0
Aaron Rodgers	1	-4	-4.0	-4	0
TOTAL	23	261	11.3	47	2

TOP DEFENSE	TOT	SOLO	AST	SCK	YDS	INT
De Vondre Campbell	11	5	6	0.0	0.0	0
Darnell Savage	6	6	0	0.0	0.0	0
Adrian Amos	5	5	0	0.0	0.0	0

FIELD GOALS	FGM/FGA	PERCENT	RESULTS
Mason Crosby	3-3	100.0	54G, 38G, 51G
TOTAL	3-3	100.0	

SANTA CLARA, Calif. (AP) — With only seconds to play and no timeouts, Aaron Rodgers had no doubt where he'd like to drive the Green Bay Packers to a game-winning kick. Rodgers completed two deep passes to Davante Adams on a last-minute drive, setting up Mason Crosby's 51-yard field goal on the final play of the game that gave the Packers a 30-28 victory over the San Francisco 49ers on Sunday night. Rodgers did it twice on passes of 25 and 17 yards to Adams after the Packers took over at their 25 with 37 seconds left and no timeouts following Jimmy Garoppolo's 12-yard TD pass to Kyle Juszczyk. Adams came back after taking a hard hit from Jimmie Ward that looked like it could knock him out of the game and finished with 12 catches for 132 yards. All that was left was for Crosby to make the kick and the Packers (2-1) to celebrate a win that came after they blew a 17-point lead. The comeback spoiled the first game for the 49ers (2-1) with fans since beating Green Bay in the 2019 NFC title game. San Francisco had rallied from 17 points down to take the lead before getting crushed by Rodgers. Rodgers threw for 261 yards and two touchdowns to lead the Packers to back-to-back wins after a season-opening 38-3 loss to New Orleans. Rodgers had six TD passes and no interceptions in wins over San Francisco (2-1) and Detroit.

SAN FRANCISCO 49ERS

PASSING	ATT	CP	YDS	SK/YD	TD	LG	INT	RTG
Jimmy Garoppolo	40	25	257	4/26	2	39	1	87.2
TOTAL	40	25	257	4/26	2	39	1	87.2

RUSHING	ATT	YDS	AVG	LG	TD
Trey Sermon	10	31	3.1	16	1
Kyle Juszczyk	5	14	2.8	5	0
George Kittle	1	9	9.0	9	0
Brandon Aiyuk	1	8	8.0	8	0
Jimmy Garoppolo	1	4	4.0	4	0
Trey Lance	1	1	1.0	1	1
Deebo Samuel	2	0	0.0	0	0
TOTAL	21	67	3.2	16	2

RECEIVING	NO	YDS	AVG	LG	TD
George Kittle	7	92	13.1	39	0
Deebo Samuel	5	52	10.4	19	0
Brandon Aiyuk	4	37	9.3	16	1
Kyle Juszczyk	4	37	9.3	12	1
Mohamed Sanu	3	36	12.0	16	0
Trey Sermon	2	3	1.5	3	0
TOTAL	25	257	10.3	39	2

TOP DEFENSE	TOT	SOLO	AST	SCK	YDS	INT
Azeez Al-Shair	10	5	5	0.0	0.0	0
Fred Warner	9	5	4	0.0	0.0	0
Emmanuel Moseley	6	5	1	0.0	0.0	0

FIELD GOALS	FGM/FGA	PERCENT	RESULTS
			No Field Goals

Team Statistics

	Packers	49ers
First Downs	21	26
3rd-Down Eff. (Made/Att/Pct)	5/11/45%	7/11/64%
4th-Down Eff. (Made/Att/Pct)	0/1/0%	0/0/0%
Total Net Yards	353	298
Total Plays	69	65
Yards Per Play	5.0	4.6
Rushes/Net Yards	25/100	21/67
Net Passing	253	231
Pass Attempts/Completions	33/23	40/25
Had Intercepted	0	1
Sacked/Yards Lost	1/8	4/26
Punts/Average	3/54.7	4/53.3
Penalties/Yards	7/87	4/86
Fumbles/Lost	1/0	2/1
Possession Time	30:08	29:52

GAME SUMMARIES



WEEK 4

Green Bay Packers 27, Pittsburgh Steelers 17
78,281 @ Lambeau Field Oct 3, 2021



Pittsburgh Steelers	7	3	0	7	—	17
Green Bay Packers	0	17	10	0	—	27

Pittsburgh Steelers Starters

OFFENSE	DEFENSE
WR 19 J. Smith-Schuster	DT 97 C. Heyward
LT 65 D. Moore Jr.	NT 96 I. Buggs
LG 69 K. Wilson	DL 95 C. Wormley
C 53 K. Green	LOLB 90 T. Watt
RG 51 T. Turner	LILB 55 D. Bush
RT 71 J. Haag	RILB 93 J. Schobert
TE 88 P. Freiermuth	ROLB 56 A. Highsmith
RB 22 N. Harris	LCB 23 J. Hadden
QB 7 B. Roethlisberger	FS 39 M. Fitzpatrick
WR 18 D. Johnson	SS 34 T. Edmunds
TE 85 E. Ebron	RCB 20 C. Sutton

Green Bay Packers Starters

OFFENSE	DEFENSE
WR 17 D. Adams	DE 94 D. Lowry
LT 73 Y. Nijman	NT 97 K. Clark
LG 76 J. Runyan	DE 96 K. Koko
C 71 J. Myers	OLB 91 P. Smith
RG 70 R. Newman	OLB 52 R. Gary
RT 77 B. Turner	ILB 59 D. Campbell
TE 89 M. Lewis	CB 23 J. Alexander
WR 13 A. Lazard	CB 21 E. Stokes
QB 12 A. Rodgers	S 31 A. Amos
RB 33 A. Jones	S 26 D. Savage
TE 85 R. Tonyan	CB 39 C. Sullivan

OFFICIALS: Referee: Scott Novak (1), Umpire: Ramon George (28), Down Judge: Derrick Bowers (74), Line Judge: Walt Coleman IV (65), Field Judge: Mike Weatherford (116), Side Judge: David Meslow (118), Back Judge: Terrence Miles (111), Replay Official: Matt Sunstine, Replay Assistant: Lawrence Hill Jr.

SCORING DRIVES

TEAM	QTR	TIME	SCORING PLAY	PIT	GB
Steelers	1	10:04	D.Johnson 45 yd. pass from B.Roethlisberger (C.Boswell kick) (8-75, 4:56)	7	0
Packers	2	13:22	Aa.Rodgers 4 yd. run (M.Crosby kick) (13-64, 4:51)	7	7
Packers	2	10:55	R.Cobb 23 yd. pass from Aa.Rodgers (M.Crosby kick) (4-23, 1:33)	7	14
Steelers	2	05:41	C.Boswell 52 yd. Field Goal (10-41, 5:14)	7	14
Packers	2	00:05	M.Crosby 26 yd. Field Goal (13-76, 5:36)	10	17
Packers	3	09:31	M.Crosby 29 yd. Field Goal (12-64, 5:29)	10	20
Packers	3	04:46	R.Cobb 1 yd. pass from Aa.Rodgers (M.Crosby kick) (4-40, 2:15)	10	27
Steelers	4	04:04	N.Harris 1 yd. run (C.Boswell kick) (8-65, 2:53)	17	27

PITTSBURGH STEELERS

PASSING	ATT	CP	YDS	SK/YD	TD	LG	INT	RTG
Ben Roethlisberger	40	26	232	2/12	1	45t	1	78.3
TOTAL	40	26	232	2/12	1	45t	1	78.3

RUSHING	ATT	YDS	AVG	LG	TD
Najee Harris	15	62	4.1	11	1
Benny Snell Jr.	1	0	0.0	0	0
TOTAL	16	62	3.9	11	1

RECEIVING	NO	YDS	AVG	LG	TD
Diontae Johnson	9	92	10.2	45t	1
Najee Harris	6	29	4.8	9	0
James Washington	4	69	17.3	30	0
Juju Smith-Schuster	2	11	5.5	9	0
Eric Ebron	2	8	4.0	4	0
Pat Freiermuth	1	11	11.0	11	0
Zach Gentry	1	10	10.0	10	0
Ray-Ray McCloud	1	2	2.0	2	0
TOTAL	26	232	8.9	45t	1

TOP DEFENSE	TOT	SOLO	AST	SCK	YDS	INT
Cameron Heyward	8	5	3	0.0	0.0	0
Joe Schobert	8	5	3	0.0	0.0	0
Minkah Fitzpatrick	8	6	2	0.0	0.0	0

FIELD GOALS	FGM/FGA	PERCENT	RESULTS
Chris Boswell	1-1	100.0	52G
TOTAL	1-1	100.0	

GREEN BAY, Wis. (AP) — Randall Cobb demonstrated why Aaron Rodgers wanted the veteran receiver back in Green Bay. Rodgers connected with Cobb for two touchdowns and ran for another score as the Packers won their third straight, 27-17 over the Pittsburgh Steelers on Sunday. Cobb caught a 23-yard touchdown pass in the second quarter to put the Packers (3-1) ahead for good and scored again on a 1-yard reception that made it 27-10 in the third period. That short throw was the 420th TD pass of Rodgers' career, tying Dan Marino for sixth all-time. Through the first three games, Cobb had four catches for 58 yards. He caught five passes for 69 yards Sunday. Rodgers and Cobb connected on two third-down completions that set up Green Bay's touchdown. Cobb's go-ahead score also came on third down. Rodgers went 20 of 36 for 248 yards and scored the Packers' first points on a 4-yard rush in his first home start against the Steelers, the only team he hadn't faced at Lambeau Field. After falling behind 7-0, Green Bay scored 27 of the next 30 points to seize control. It was the first time Rodgers and Ben Roethlisberger had faced off as starting quarterbacks since Green Bay edged Pittsburgh 31-25 in the Super Bowl on Feb. 6, 2011.

GREEN BAY PACKERS

PASSING	ATT	CP	YDS	SK/YD	TD	LG	INT	RTG
Aaron Rodgers	36	20	248	3/12	2	28	0	95.6
TOTAL	36	20	248	3/12	2	28	0	95.6

RUSHING	ATT	YDS	AVG	LG	TD
AJ Dillon	15	81	5.4	25	0
Aaron Jones	15	48	3.2	15	0
Aaron Rodgers	3	2	0.7	4t	1
TOTAL	33	131	4.0	25	1

RECEIVING	NO	YDS	AVG	LG	TD
Davante Adams	6	64	10.7	21	0
Randall Cobb	5	69	13.8	25	2
Aaron Jones	3	51	17.0	26	0
Allen Lazard	2	33	16.5	28	0
Robert Tonyan	2	8	4.0	6	0
AJ Dillon	1	16	16.0	16	0
Mercedes Lewis	1	7	7.0	7	0
TOTAL	20	248	12.4	28	2

TOP DEFENSE	TOT	SOLO	AST	SCK	YDS	INT
De'Vondre Campbell	9	5	4	0.0	0.0	0
Eric Stokes	8	8	0	0.0	0.0	1
Oren Burks	6	3	3	0.0	0.0	0

FIELD GOALS	FGM/FGA	PERCENT	RESULTS
Mason Crosby	2-2	100.0	26G, 29G
TOTAL	2-2	100.0	

Team Statistics

	Steelers	Packers
First Downs	17	23
3rd-Down Eff. (Made/Att/Pct)	4/11/36%	9/15/60%
4th-Down Eff. (Made/Att/Pct)	0/2/0%	0/1/0%
Total Net Yards	282	367
Total Plays	58	72
Yards Per Play	4.9	5.1
Rushes/Net Yards	16/62	33/131
Net Passing	220	236
Pass Attempts/Completions	40/26	36/20
Had Intercepted	1	0
Sacked/Yards Lost	2/12	3/12
Punts/Average	3/34.0	3/46.0
Penalties/Yards	5/34	3/25
Fumbles/Lost	1/1	1/1
Possession Time	25:19	34:41

GAME SUMMARIES



WEEK 5 Green Bay Packers 25, Cincinnati Bengals 22 (OT) 64,195 Paul Brown Stadium Oct 10, 2021

Green Bay Packers	0	16	3	3	3	25
Cincinnati Bengals	7	7	0	8	0	22

Cincinnati Bengals Starters

OFFENSE	DEFENSE
WR 1 J. Chase	LDE 94 S. Hubbard
WR 83 T. Boyd	DT 65 L. Ogunjobi
WR 85 T. Higgins	DT 68 J. Tupou
LT 73 J. Williams	NT 98 D. Reader
LG 67 Q. Spain	RDE 91 T. Hendrickson
C 66 T. Hopkins	LB 57 G. Pratt
RG 79 J. Carman	LB 55 L. Wilson
RT 71 R. Reiff	CB 22 C. Awuzie
TE 87 C. Uzomah	CB 26 T. Waynes
QB 9 J. Burrow	S 30 J. Bates III
HB 28 J. Mixon	S 24 V. Bell

Green Bay Packers Starters

OFFENSE	DEFENSE
WR 17 D. Adams	DE 94 D. Lowry
LT 73 V. Niman	NT 97 K. Clark
LG 76 J. Runyan	OLB 91 P. Smith
C 62 L. Patrick	OLB 52 R. Gary
RG 70 R. Newman	ILB 42 O. Burks
RT 77 B. Turner	ILB 59 D. Campbell
TE 89 M. Lewis	CB 21 E. Stokes
WR 13 A. Lazard	CB 20 K. King
QB 12 A. Rodgers	S 31 A. Amos
RB 53 A. Jones	S 26 D. Savage
TE 85 R. Tonjan	CB 39 C. Sullivan

OFFICIALS: Referee: Bill Vinovich (52), Umpire: Tony Michalek (115), Down Judge: Patrick Holt (106), Line Judge: Mark Perlman (9), Field Judge: Joe Blubaugh (57), Side Judge: Jimmy Buchanan (86), Back Judge: Jimmy Russell (82), Replay Official: Mark Bortnerworth

SCORING DRIVES

TEAM	QTR	TIME	SCORING PLAY	GB	CIN
Bengals	1	01:15	S. Perine 4 yd. pass from J. Burrow (E. McPherson kick) (10-51, 4:58)	0	7
Packers	2	11:49	A. Dillon 12 yd. pass from Aa. Rodgers (kick failed, hlu) (7-75, 4:26)	6	7
Packers	2	07:24	M. Crosby 44 yd. Field Goal (6-36, 2:20)	9	7
Packers	2	01:07	D. Adams 5 yd. pass from Aa. Rodgers (M. Crosby kick) (9-51, 4:46)	16	7
Bengals	2	00:36	J. Chase 70 yd. pass from J. Burrow (E. McPherson kick) (2-75, 0:31)	16	14
Packers	3	05:45	M. Crosby 44 yd. Field Goal (12-56, 7:38)	19	14
Packers	4	11:20	M. Crosby 22 yd. Field Goal (7-81, 3:48)	22	14
Bengals	4	03:27	J. Mixon 8 yd. run (J. Burrow-T. Higgins pass) (13-75, 7:53)	22	22
Packers	OT	01:55	M. Crosby 49 yd. Field Goal (6-29, 2:19)	25	22

GREEN BAY PACKERS

PASSING	ATT	CP	YDS	SK/YD	TD	LG	INT	RTG
Aaron Rodgers	39	27	344	2/11	2	59	1	102.9
TOTAL	39	27	344	2/11	2	59	1	102.9

RUSHING	ATT	YDS	AVG	LG	TD
Aaron Jones	14	103	7.4	57	0
AJ Dillon	8	30	3.8	17	0
TOTAL	22	133	6.0	57	0

RECEIVING	NO	YDS	AVG	LG	TD
Davante Adams	11	206	18.7	59	1
AJ Dillon	4	49	12.3	24	1
Aaron Jones	4	6	1.5	5	0
Marcedes Lewis	2	34	17.0	20	0
Randall Cobb	2	30	15.0	15	0
Allen Lazard	2	6	3.0	7	0
Robert Tonjan	1	8	8.0	8	0
Kylin Hill	1	5	5.0	5	0
TOTAL	27	344	12.7	59	2

TOP DEFENSE	TOT	SOLO	AST	SCK	YDS	INT
Adrian Amos	9	6	3	0.0	0	1
DeVondre Campbell	9	5	4	0.0	0	1
Darnell Savage	6	5	1	0.0	0	0

FIELD GOALS	FGM/FGA	PERCENT	RESULTS
Mason Crosby	4-7	57.1	44G, 44G, 22G, 36WL, 51WL, 40WL, 49G
TOTAL	4-7	57.0	

CINCINNATI BENGALS

PASSING	ATT	CP	YDS	SK/YD	TD	LG	INT	RTG
Joe Burrow	38	26	281	3/17	2	70	2	85.5
TOTAL	38	26	281	3/17	2	70	2	85.5

RUSHING	ATT	YDS	AVG	LG	TD
Samaje Perine	11	59	5.4	11	0
Joe Mixon	10	33	3.3	10	1
Joe Burrow	3	11	3.7	9	0
TOTAL	24	103	4.3	11	1

RECEIVING	NO	YDS	AVG	LG	TD
Ja Marr Chase	6	159	26.5	70	1
Tee Higgins	5	32	6.4	10	0
Samaje Perine	4	24	6.0	10	1
Tyler Boyd	4	24	6.0	9	0
C.J. Uzomah	2	16	8.0	9	0
Chris Evans	2	15	7.5	8	0
Drew Sample	2	9	4.5	6	0
Joe Mixon	1	2	2.0	2	0
TOTAL	26	281	10.8	70	2

TOP DEFENSE	TOT	SOLO	AST	SCK	YDS	INT
Jessie Bates III	9	8	1	0.0	0	0
Vonn Bell	9	8	1	0.0	0	0
Chidobe Awuzie	6	5	1	0.0	0	1

FIELD GOALS	FGM/FGA	PERCENT	RESULTS
Evan McPherson	0-2	0.0	57RU, 49WL
TOTAL	0-2	0.0	

CINCINNATI (AP) — Green Bay Packers kicker Mason Crosby fell into a nightmarish Sunday as the afternoon grew late and a stiff wind kept the flag billowing right to left in Paul Brown Stadium. The historically reliable kicker missed three straight potential winning field-goal attempts before hitting a 49-yarder in overtime to lift Green Bay (4-1) to a wild 25-22 win over the Bengals. Crosby had a chance to hit a potentially decisive kick with 2:12 left, and again with 3 seconds remaining in regulation. Both went wide left. He got another chance to win it in overtime, but again he missed left. Cincinnati had tied the score late in the fourth period. Joe Mixon bounced right for an 8-yard touchdown run, and Joe Burrow hit Tee Higgins in the back of the end zone for the 2-point conversion with 3:27 left. Crosby was set up for a 36-yard shot with 2:12 left. After that miss, the Bengals drove to the Packers 47, but McPherson's attempt bounced off the right upright with 26 seconds left. Then it was Crosby's turn to miss again, a 51-yard attempt. Aaron Rodgers threw two touchdown passes to move into fifth place on the all-time list. Davante Adams had 11 catches for a career-high 206 yards. Rodgers threw a 12-yard TD pass to AJ Dillon in the first quarter to tie for fifth place all-time with Philip Rivers. His 5-yard scoring toss to Adams in the second quarter put him ahead of Rivers. He finished 27 for 39 for 344 yards and an interception as the Packers won their fourth straight since losing the opener to New Orleans.

Team Statistics

	Packers	Bengals
First Downs	21	18
3rd-Down Eff. (Made/Att/Pct)	4/11/36%	5/14/36%
4th-Down Eff. (Made/Att/Pct)	0/0/0%	2/2/100%
Total Net Yards	466	367
Total Plays	63	65
Yards Per Play	7.4	5.6
Rushes/Net Yards	22/133	24/103
Net Passing	333	264
Pass Attempts/Completions	39/27	38/26
Had Intercepted	1	2
Sacked/Yards Lost	2/11	3/17
Punts/Average	2/33.5	5/38.8
Penalties/Yards	2/10	2/21
Fumbles/Lost	0/0	0/0
Possession Time	33:59	34:06

GAME SUMMARIES



24



14

WEEK 6

Green Bay Packers 24, Chicago Bears 14
62,332 Soldier Field Oct 17, 2021

Green Bay Packers	0	10	7	7	—	24
Chicago Bears	7	0	0	7	—	14

Chicago Bears Starters

OFFENSE		DEFENSE	
WR 11	D. Mooney	DE 98	B. Nichols
WR 12	A. Robinson II	NT 90	A. Blackson
LT 71	J. Peters	OT 96	A. Hicks
LG 65	C. Whitehair	OLB 52	K. Mack
C 67	S. Mustipher	ILB 44	A. Ogletree
RG 68	J. Daniels	ILB 58	R. Smith
RT 70	E. Wilkinson	OLB 94	R. Quinn
TE 85	C. Kmet	CB 22	K. Vinter
TE 18	J. James	S 4	E. Jackson
QB 1	J. Fields	S 38	T. Gipson Sr.
RB 24	K. Herbert	CB 33	J. Johnson

Green Bay Packers Starters

OFFENSE		DEFENSE	
WR 17	D. Adams	DE 94	D. Lowry
LT 74	E. Jenkins	NT 97	K. Clark
LG 76	J. Runyan	DE 96	K. Kuke
C 71	J. Myers	OLB 91	P. Smith
RG 70	R. Newman	OLB 52	R. Gary
RT 77	B. Turner	ILB 51	K. Barnes
TE 89	M. Lewis	ILB 59	D. Campbell
WR 13	A. Lazard	CB 21	E. Stokes
QB 12	A. Rodgers	CB 24	I. Yadom
RB 33	A. Jones	S 31	A. Amos
TE 85	R. Tonyan	S 26	D. Savage

OFFICIALS: Referee: Bradley Rogers (126), Umpire: Carlaganelli (124), Down Judge: Kent Payne (79), Line Judge: Thomas Eaton (87), Field Judge: Aaron Santi (50), Field Judge: Dominique Pender (114), Back Judge: Greg Sted (12), Replay Official: Kevin Brown, Replay Official: Bob Hubbell

SCORING DRIVES

TEAM	QTR	TIME	SCORING PLAY	GB	CHI
Bears	1	06:45	K. Herbert 1 yd. run (C.Santos kick) (8-80, 4:24)	0	7
Packers	2	09:59	A.Lazard 1 yd. pass from Aa.Rodgers (M.Crosby kick) (12-80, 6:14)	7	7
Packers	2	04:09	M.Crosby 39 yd. Field Goal (7-38, 3:54)		10
Packers	3	06:00	A.Jones 12 yd. pass from Aa.Rodgers (M.Crosby kick) (10-90, 8:54)		17
Bears	4	08:44	D.Mooney 5 yd. pass from J.Fields (C.Santos kick) (10-80, 6:16)		17
Packers	4	04:30	Aa.Rodgers 6 yd. run (M.Crosby kick) (7-75, 4:14)		24

GREEN BAY PACKERS

PASSING	ATT	CP	YDS	SK/YD	TD	LG	INT	RTG
Aaron Rodgers	23	17	195	3/26	2	41	0	128.0
TOTAL	23	17	195	3/26	2	41	0	128.0

RUSHING	ATT	YDS	AVG	LG	TD
Aaron Jones	13	76	5.8	28	0
AJ Dillon	11	59	5.4	36	0
Aaron Rodgers	7	19	2.7	16	1
TOTAL	31	154	5.0	36	1

RECEIVING	NO	YDS	AVG	LG	TD
Davante Adams	4	89	22.3	41	0
Aaron Jones	4	34	8.5	12t	1
Allen Lazard	3	27	9.0	13	1
Marcedes Lewis	2	17	8.5	9	0
Robert Tonyan	2	10	5.0	6	0
Amari Rodgers	1	14	14.0	14	0
Joshua Deguara	1	4	4.0	4	0
TOTAL	17	195	11.5	41	2

TOP DEFENSE	TOT	SOLO	AST	SCK	YDS	INT
De Vondre Campbell	6	4	2	0.0	0.0	0
Dean Lowry	5	4	1	1.0	10.0	0
Rasul Douglas	5	5	0	0.0	0.0	0

FIELD GOALS	FGM/FGA	PERCENT	RESULTS
Mason Crosby	1-1	100.0	39G
TOTAL	1-1	100.0	

CHICAGO BEARS

PASSING	ATT	CP	YDS	SK/YD	TD	LG	INT	RTG
Justin Fields	27	16	174	4/37	1	21	1	75.2
TOTAL	27	16	174	4/37	1	21	1	75.2

RUSHING	ATT	YDS	AVG	LG	TD
Khalil Herbert	19	97	5.1	25	1
Justin Fields	6	43	7.2	16	0
Cole Kmet	1	0	0.0	0	0
TOTAL	26	140	5.4	25	1

RECEIVING	NO	YDS	AVG	LG	TD
Darnell Mooney	5	45	9.0	15	1
Allen Robinson II	4	53	13.3	20	0
Cole Kmet	4	49	12.3	21	0
Khalil Herbert	2	15	7.5	8	0
Marquise Goodwin	1	12	12.0	12	0
TOTAL	16	174	10.9	21	1

TOP DEFENSE	TOT	SOLO	AST	SCK	YDS	INT
Roquan Smith	12	6	6	0.0	0.0	0
Eddie Jackson	8	6	2	0.0	0.0	0
Tashaun Gipson Sr.	5	4	1	0.0	0.0	0

FIELD GOALS	FGM/FGA	PERCENT	RESULTS
			No Field Goals

The Packers (5-1) beat the Bears (3-3) for the 20th time in 23 games counting the playoffs and improved to 22-5 with Rodgers as the starter against Chicago. They also prevented their rivals from tying them for the NFC North lead. Rodgers shook off a sluggish start, throwing a 1-yard touchdown to Allen Lazard in the second quarter and a 12-yarder to Aaron Jones in the third, making it 17-7. Rodgers put away the Bears after Justin Fields threw a 5-yard touchdown to Darnell Mooney, cutting the lead to three with 8:44 left. He scrambled in from the 6 to cap a 75-yard drive, bumping the lead back up to 10. Rodgers finished 17 of 23 for 195 yards and a 128-passer rating. Davante Adams caught four passes for 89 yards, including a 41-yarder that helped set up Rodgers' TD scramble. Jones ran for 76 yards and caught four passes for 34, helping the Packers remain unbeaten since a season-opening 38-3 loss to New Orleans in Jacksonville. Mason Crosby made his lone field goal and all three extra points coming off a shaky outing. A week earlier against Cincinnati, he missed three field goals and an extra point before booting the winning 49-yarder in overtime. Fields led the Bears on an 80-yard touchdown drive on their first possession, only to cool off after that. The No. 11 overall draft pick was 16 for 27 for 174 yards with a touchdown and an interception.

Team Statistics

	Packers	Bears
First Downs	22	21
3rd-Down Eff. (Made/Att/Pct)	2/8/25%	4/11/36%
4th-Down Eff. (Made/Att/Pct)	1/1/100%	1/2/50%
Total Net Yards	323	277
Total Plays	57	57
Yards Per Play	5.7	4.9
Rushes/Net Yards	31/154	26/140
Net Passing	169	137
Pass Attempts/Completions	23/17	27/16
Had Intercepted	0	1
Sacked/Yards Lost	3/26	4/37
Punts/Average	3/56.0	4/40.3
Penalties/Yards	3/51	7/54
Fumbles/Lost	0/0	1/0
Possession Time	32:17	27:43

GAME SUMMARIES



WEEK 7

Green Bay Packers 24, Washington Football Team 10
78,219 @ Lambeau Field Oct 24, 2021



Washington Football Team	7	0	0	3	—	10
Green Bay Packers	7	7	7	3	—	24

Washington Football Team Starters

OFFENSE		DEFENSE	
WR 2 D. Brown	DE 99 C. Young		
WR 13 A. Humphries	DT 94 D. Payne		
WR 17 T. McLaurin	DT 93 J. Allen		
LT 72 C. Lino	DE 90 M. Sweat		
LG 79 E. Flowers Sr.	OLB 55 C. Holcomb		
C 73 C. Roullier	MLB 52 J. Davis		
RG 71 W. Schwetzer	CB 29 K. Fuller		
RT 78 C. Lucas	CB 29 B. McCain		
TE 83 R. Seals-Jones	DB 25 B. St-Juste		
QB 4 T. Heinicke	SS 26 L. Collins		
RB 24 A. Gibson	FS 31 K. Curf		

Green Bay Packers Starters

OFFENSE		DEFENSE	
WR 17 D. Adams	DE 94 D. Lowry		
LT 74 E. Jenkins	NT 97 K. Clark		
LG 76 J. Runyan	DE 96 K. Kille		
C 62 L. Patrick	OLB 52 R. Gary		
RG 70 R. Newman	ILB 42 O. Burks		
RT 77 B. Turner	ILB 59 D. Campbell		
TE 89 M. Lewis	CB 21 E. Stokes		
WR 13 A. Lazard	CB 29 R. Douglas		
DB 12 A. Rodgers	S 31 A. Amos		
RB 33 A. Jones	S 26 D. Savage		
RB 25 R. Tonyan	CB 39 C. Sullivan		

Officials: **Replay Assistant:** Robert Lu, **Referee:** Ronald Torbet (62), **Umpire:** Mark Pellis (131), **Down Judge:** Kevin Cody (16), **Line Judge:** Mark Steinkorcher (84), **Field Judge:** Ryan Dickson (25), **Field Judge:** Gary Cavaletto (60), **Back Judge:** Tony Josselyn (67), **Replay Official:** Saleem Choudhry, **Replay Assistant:** Meddie Kalogi

SCORING DRIVES

TEAM	QTR	TIME	SCORING PLAY	WAS	GB
Packers	1	07:11	D.Adams 17 yd. pass from Aa.Rodgers (M.Crosby kick) (13-75, 7-49)	0	7
Washington	1	02:26	T.McLaurin 40 yd. pass from T.Heinicke (C.Blewitt kick) (8-83, 4-43)	7	7
Packers	2	00:15	A.Lazard 10 yd. pass from Aa.Rodgers (M.Crosby kick) (9-72, 2-45)	7	14
Packers	3	12:30	R.Tonyan 20 yd. pass from Aa.Rodgers (M.Crosby kick) (3-27, 1-37)	7	21
Packers	4	11:22	M.Crosby 39 yd. Field Goal (9-75, 4-43)	7	24
Washington	4	02:25	C.Blewitt 45 yd. Field Goal (6-11, 3-14)	10	24

WASHINGTON FOOTBALL TEAM

PASSING	ATT	CP	YDS	SK/YD	TD	LG	INT	RTG
Taylor Heinicke	37	25	268	4/33	1	40t	1	86.3
TOTAL	37	25	268	4/33	1	40t	1	86.3

RUSHING	ATT	YDS	AVG	LG	TD
Taylor Heinicke	10	95	9.5	38	0
Antonio Gibson	14	51	3.6	6	0
DeAndre Carter	1	27	27.0	27	0
J.D. McKissic	4	22	5.5	8	0
TOTAL	29	195	6.7	38	0

RECEIVING	NO	YDS	AVG	LG	TD
Terry McLaurin	7	122	17.4	40t	1
Ricky Seals-Jones	6	51	8.5	14	0
J.D. McKissic	4	34	8.5	15	0
Adam Humphries	3	36	12.0	17	0
Dax Milne	2	16	8.0	13	0
Antonio Gibson	2	5	2.5	5	0
DeAndre Carter	1	4	4.0	4	0
TOTAL	25	268	10.7	40t	1

TOP DEFENSE	TOT	SOLO	AST	SCK	YDS	INT
Landon Collins	7	6	1	0.0	0.0	0
Cole Holcomb	6	4	2	0.0	0.0	0
Kamren Curl	6	5	1	0.0	0.0	0

FIELD GOALS	FGM/FGA	PERCENT	RESULTS
Chris Blewitt	1-2	50.0	42B, 45G
TOTAL	1-2	50.0	

GREEN BAY PACKERS

PASSING	ATT	CP	YDS	SK/YD	TD	LG	INT	RTG
Aaron Rodgers	35	27	274	3/27	3	26	0	127.6
TOTAL	35	27	274	3/27	3	26	0	127.6

RUSHING	ATT	YDS	AVG	LG	TD
Aaron Jones	6	19	3.2	9	0
Aaron Rodgers	2	17	8.5	15	0
Equanimeous St. Brown	1	13	13.0	13	0
AJ Dillon	3	6	2.0	3	0
Kylin Hill	3	2	0.7	3	0
TOTAL	15	57	3.8	15	0

RECEIVING	NO	YDS	AVG	LG	TD
Davante Adams	6	76	12.7	26	1
Allen Lazard	5	60	12.0	19	1
Aaron Jones	5	20	4.0	10	0
Robert Tonyan	4	63	15.8	25	1
Marcedes Lewis	3	31	10.3	17	0
Randall Cobb	3	22	7.3	15	0
AJ Dillon	1	2	2.0	2	0
TOTAL	27	274	10.1	26	3

TOP DEFENSE	TOT	SOLO	AST	SCK	YDS	INT
De'Vondre Campbell	14	11	3	0.0	0.0	0
Rashan Gary	7	3	4	2.0	11.0	0
Adrian Amos	6	6	0	0.0	0.0	0

FIELD GOALS	FGM/FGA	PERCENT	RESULTS
Mason Crosby	1-2	50.0	34B, 39G
TOTAL	1-2	50.0	

Packers QB Aaron Rodgers threw touchdown passes to three receivers and the defense stood tall in the red zone to help the Packers beat Washington 24-10 on Sunday for their sixth consecutive victory. Washington (2-5) lost its third straight despite outgaining Green Bay 430-304 and never punting all day. Washington had five scoreless trips inside Green Bay's 30-yard line, including back-to-back series that ended inside the 5. Before Sunday, Packers opponents had scored touchdowns every time they reached the red zone. Rodgers withstood back trouble and went 27 of 35 for 274 yards with touchdown passes to Davante Adams, Allen Lazard and Robert Tonyan. Washington's Taylor Heinicke was 25 of 36 for 268 yards with one touchdown and one interception. He also ran for a game-high 95 yards on 10 carries. After both teams scored touchdowns on their opening drives, the game remained tied at 7 until Green Bay took the lead for good with 15 seconds left in the first half on Lazard's 10-yard reception. Green Bay extended the lead early in the third quarter when a turnover set up Rodgers' 20-yard touchdown pass to Tonyan. The touchdown came three plays after Gary sacked Heinicke and forced a fumble that Dean Lowry recovered at Washington's 27. Washington then wasted numerous chances to get back into the game zone. On a fourth-and-goal sneak attempt from half a yard away, Heinicke fumbled and couldn't cross the goal line after he regained possession. Washington's next drive ended when Heinicke couldn't connect with Ricky Seals-Jones on fourth-and-2 from the 3. Heinicke later got the offense to Green Bay's 12 before Chandon Sullivan intercepted a pass on third-and-8 in the end zone.

Team Statistics

	Washington	Packers
First Downs	25	19
3rd-Down Eff. (Made/Att/Pct)	4/11/36%	6/12/50%
4th-Down Eff. (Made/Att/Pct)	1/4/25%	1/1/100%
Total Net Yards	430	304
Total Plays	70	53
Yards Per Play	6.1	5.7
Rushes/Net Yards	29/195	15/57
Net Passing	235	247
Pass Attempts/Completions	37/25	35/27
Had Intercepted	1	0
Sacked/Yards Lost	4/33	3/27
Punts/Average	0/0.0	3/46.3
Penalties/Yards	4/50	4/36
Fumbles/Lost	4/1	2/1
Possession Time	32:54	27:06

GAME SUMMARIES



WEEK 8 Green Bay Packers 24, Arizona Cardinals 21 63,696 State Farm Stadium Oct 28, 2021

Green Bay Packers	0	10	7	7	—	24
Arizona Cardinals	7	0	7	7	—	21

Arizona Cardinals Starters

OFFENSE			DEFENSE		
WR 10	D. Hopkins	DE 94	Z. Allen		
WR 13	C. Kirk	DT 97	J. Phillips		
WR 18	A. Green	OLB 55	C. Jones		
LT 74	D. Humphries	DLB 44	M. Golden		
LG 67	J. Pugh	ILB 9	I. Simmons		
C 64	S. Harlow	LB 58	J. Hicks		
RG 79	J. Jones	CB 7	B. Murphy Jr.		
RB 68	K. Stauchum	CB 20	M. Wilson		
TE 86	Z. Ertz	CB 23	R. Alford		
QB 1	K. Murray	S 3	B. Baker		
RB 2	C. Edmonds	S 34	J. Thompson		

Green Bay Packers Starters

OFFENSE			DEFENSE		
WR 19	E. St. Brown	DE 94	D. Lowry		
LT 74	E. Jenkins	NT 97	K. Clark		
LG 76	J. Runyan	OLB 91	P. Smith		
C 62	L. Patrick	DLB 82	R. Gary		
RG 70	R. Newman	ILB 51	K. Barnes		
RT 77	B. Turner	ILB 59	D. Campbell		
TE 89	M. Lewis	CB 21	E. Stokes		
WR 18	R. Cobb	CB 29	R. Douglas		
WR 8	A. Rodgers	S 31	A. Amos		
QB 12	A. Rodgers	S 26	D. Savage		
RB 33	A. Jones	CB 39	C. Sullivan		

Officials: Referee: Alex Kemp (65), Umpire: Richard Hall (49), Down Judge: Mike Carr (63), Line Judge: Jeff Bergman (32), Field Judge: John Jenkins (117), Side Judge: Dale Shaw (104), Back Judge: Scott Helverson (93), Replay Official: Mike Chase

SCORING DRIVES

TEAM	QTR	TIME	SCORING PLAY	GB	ARI
Cardinals	1	06:17	C. Edmonds 11 yd. run (M. Prater kick) (7-63, 3:43)	0	7
Packers	2	12:54	A. Jones 2 yd. run (M. Crosby kick) (14-75, 8:23)	7	7
Packers	2	06:24	M. Crosby 21 yd. Field Goal (4-0, 0:19)	10	7
Packers	3	11:37	R. Cobb 2 yd. pass from Aa. Rodgers (M. Crosby kick) (5-14, 2:16)	17	7
Cardinals	3	05:22	J. Conner 2 yd. run (M. Prater kick) (12-81, 5:15)	17	14
Packers	4	14:56	R. Cobb 6 yd. pass from Aa. Rodgers (M. Crosby kick) (12-91, 6:26)	24	14
Cardinals	4	10:45	J. Conner 9 yd. run (M. Prater kick) (11-75, 4:11)	24	21

GREEN BAY PACKERS

PASSING	ATT	CP	YDS	SK/YD	TD	LG	INT	RTG
Aaron Rodgers	37	22	184	1/0	2	33	0	90.4
TOTAL	37	22	184	1/0	2	33	0	90.4

RUSHING	ATT	YDS	AVG	LG	TD
AJ Dillon	16	78	4.9	12	0
Aaron Jones	15	59	3.9	16	1
Amari Rodgers	1	11	11.0	11	0
Aaron Rodgers	2	3	1.5	4	0
TOTAL	34	151	4.4	16	1

RECEIVING	NO	YDS	AVG	LG	TD
Aaron Jones	7	51	7.3	19	0
Juwann Winfree	4	30	7.5	12	0
Robert Tonyan	3	49	16.3	33	0
Randall Cobb	3	15	5.0	7	2
Joshiah Deguara	2	20	10.0	12	0
Equanimeous St. Brown	2	12	6.0	7	0
Amari Rodgers	1	7	7.0	7	0
TOTAL	22	184	8.4	33	2

TOP DEFENSE	TOT	SOLO	AST	SCK	YDS	INT
Rasul Douglas	9	9	0	0.0	0.0	1
DeVondre Campbell	7	4	3	1.0	4.0	0
Eric Stokes	6	5	1	0.0	0.0	0

FIELD GOALS	FGM/FGA	PERCENT	RESULTS
Mason Crosby	1-1	100.0	21G
TOTAL	1-1	100.0	

ARIZONA CARDINALS

PASSING	ATT	CP	YDS	SK/YD	TD	LG	INT	RTG
Kyler Murray	33	22	274	2/14	0	55	2	67.0
TOTAL	33	22	274	2/14	0	55	2	67.0

RUSHING	ATT	YDS	AVG	LG	TD
Chase Edmonds	7	30	4.3	11	1
James Conner	5	22	4.4	9	2
Kyler Murray	6	21	3.5	9	0
Rondale Moore	2	1	0.5	2	0
TOTAL	20	74	3.7	11	3

RECEIVING	NO	YDS	AVG	LG	TD
A.J. Green	5	50	10.0	23	0
Christian Kirk	4	46	11.5	29	0
Zach Ertz	4	42	10.5	20	0
Chase Edmonds	3	39	13.0	22	0
Rondale Moore	3	24	8.0	9	0
DeAndre Hopkins	2	66	33.0	55	0
Antoine Wesley	1	7	7.0	7	0
TOTAL	22	274	12.5	55	0

TOP DEFENSE	TOT	SOLO	AST	SCK	YDS	INT
Jordan Hicks	12	7	5	0.0	0.0	0
Jalen Thompson	10	4	6	0.0	0.0	0
Budda Baker	7	6	1	0.0	0.0	0

FIELD GOALS	FGM/FGA	PERCENT	RESULTS
No Field Goals			

Rasul Douglas was living the life of an NFL journeyman just a few weeks ago, bouncing between camps and practice squads. Now he's a Thursday night hero for the league's hottest team — at one of his former team's expense. Douglas corralled an interception with 12 seconds left in the fourth quarter that helped the Packers knock off the previously unbeaten Arizona Cardinals 24-21 in a thriller that featured two of the NFL's top quarterbacks. The Cardinals looked like they were going to rally to win their eighth straight game but Kyler Murray threw the stunning interception on second-and-goal as the home crowd groaned in disbelief. A.J. Green didn't expect the pass to come his way, never turned around and Douglas was there to snatch the ball in the corner of the end zone. Randall Cobb's clutch night was much needed since Green Bay was playing without their top two receivers. Davante Adams and Allen Lazard were put on the reserve/COVID-19 list earlier in the week, but the 31-year-old Cobb responded with two touchdowns that were both tough catches in traffic. Cobb's 6-yard touchdown catch on the first play of the fourth quarter put the Packers up 24-14. He only caught three passes on Thursday, but they were important ones. Green Bay (7-1) has won seven straight games after dropping the season opener. Green Bay grabbed a 10-7 halftime advantage by making a field goal after Cardinals rookie Rondale Moore mishandled a punt deep in Arizona territory. Early in the third quarter, Murray threw a pass that was deflected by Moore into the hands of Green Bay's Henry Black at the Arizona 14. Five plays later, Rodgers found Cobb in the corner of the end zone for a touchdown and 17-7 lead. The Cardinals responded but fell just short of the win. Murray finished with 274 yards passing and two interceptions.

Team Statistics

	Packers	Cardinals
First Downs	24	22
3rd-Down Eff. (Made/Att/Pct)	6/14/43%	4/10/40%
4th-Down Eff. (Made/Att/Pct)	2/4/50%	2/2/100%
Total Net Yards	335	334
Total Plays	72	55
Yards Per Play	4.7	6.1
Rushes/Net Yards	34/151	20/74
Net Passing	184	260
Pass Attempts/Completions	37/22	33/22
Had Intercepted	0	2
Sacked/Yards Lost	1/0	2/14
Punts/Average	3/51.3	3/55.3
Penalties/Yards	7/60	7/59
Fumbles/Lost	2/0	2/1
Possession Time	37:35	22:25

GAME SUMMARIES



WEEK 9

Kansas City Chiefs 13, Green Bay Packers 7
73,476 Arrowhead Stadium Nov 7, 2021



Green Bay Packers	0	0	0	7	—	7
Kansas City Chiefs	7	6	0	0	—	13

Kansas City Chiefs Starters

OFFENSE		DEFENSE	
WR 17	M. Hardman	RDE 55	F. Clark
WR 10	T. Hill	RDT 90	J. Reed
LT 57	O. Brown	LDT 95	C. Jones
LG 62	J. Thuney	LE 51	M. Daniels
C 52	C. Humphrey	LB 54	N. Bolton
RG 65	T. Smith	LB 50	W. Gay
RT 67	L. Niang	LB 53	A. Hitchens
RE 87	T. Koehn	LCB 35	C. Ward
WR 19	J. Gordon	RCB 38	L. Sneed
QB 15	P. Mahomes	S 22	J. Thornhill
RB 31	D. Williams	S 32	J. Mathieu

Green Bay Packers Starters

OFFENSE		DEFENSE	
WR 17	D. Adams	DE 94	D. Lowry
LT 74	E. Jenkins	NT 97	K. Clark
LG 76	J. Runyan	OLB 91	P. Smith
C 62	L. Patrick	OLB 52	R. Gary
RG 70	R. Newman	ILB 51	K. Barnes
RT 77	B. Turner	ILB 59	D. Campbell
TE 89	M. Lewis	CB 20	K. King
WR 13	A. Lazard	CB 29	R. Douglas
QB 10	J. Love	S 31	A. Aros
RB 33	A. Jones	S 26	D. Savage
TE 49	D. Dabney	CB 39	C. Sullivan

OFFICIALS: Referee: Shawn Smith (14), Umpire: Bryan Neale (52), Down Judge: Mark Hittner (28), Line Judge: Michael Dolce (123), Field Judge: Dyrrol Prioleau (109), Side Judge: Dave Hawkshaw (107), Back Judge: Dino Pagano (105), Replay Official: Mike Wimmer, Replay Assistant: Sabrina Brunson

SCORING DRIVES

TEAM	QTR	TIME	SCORING PLAY	GB	KC
Chiefs	1	05:56	T. Kelce 1 yd. pass from P. Mahomes (H. Butler kick) (15-64, 7:55)	0	7
Chiefs	2	01:51	H. Butler 24 yd. Field Goal (4-4, 0:50)	0	10
Chiefs	2	00:01	H. Butler 55 yd. Field Goal (5-25, 0:26)	0	13
Packers	4	04:54	A. Lazard 20 yd. pass from J. Love (M. Crosby kick) (10-53, 2:57)	7	13

GREEN BAY PACKERS

PASSING	ATT	CP	YDS	SK/YD	TD	LG	INT	RTG
Jordan Love	34	19	190	1/11	1	35	1	69.5
TOTAL	34	19	190	1/11	1	35	1	69.5

RUSHING	ATT	YDS	AVG	LG	TD
Aaron Jones	12	53	4.4	9	0
AJ Dillon	8	46	5.8	15	0
Jordan Love	5	23	4.6	8	0
TOTAL	25	122	4.9	15	0

RECEIVING	NO	YDS	AVG	LG	TD
Davante Adams	6	42	7.0	14	0
AJ Dillon	4	44	11.0	21	0
Randall Cobb	3	50	16.7	35	0
Marquez Valdes-Scantling	2	19	9.5	16	0
Joshiah Deguara	2	16	8.0	11	0
Allen Lazard	1	20	20.0	20t	1
Marcedes Lewis	1	-1	-1.0	-1	0
TOTAL	19	190	10.0	35	1

TOP DEFENSE	TOT	SOLO	AST	SCK	YDS	INT
Krys Barnes	9	7	2	0.0	0.0	0
De Vondre Campbell	7	4	3	0.0	0.0	0
Kevin King	7	4	3	0.0	0.0	0

FIELD GOALS	FGM/FGA	PERCENT	RESULTS
Mason Crosby	0-2	0.0	40WL, 37B
TOTAL	0-2	0.0	

KANSAS CITY CHIEFS

PASSING	ATT	CP	YDS	SK/YD	TD	LG	INT	RTG
Patrick Mahomes	37	20	166	1/6	1	25	0	74.8
TOTAL	37	20	166	1/6	1	25	0	74.8

RUSHING	ATT	YDS	AVG	LG	TD
Darrel Williams	19	70	3.7	11	0
Derrick Gore	3	13	4.3	7	0
Patrick Mahomes	2	-2	-1.0	-1	0
Tyreek Hill	1	-4	-4.0	-4	0
TOTAL	25	77	3.1	11	0

RECEIVING	NO	YDS	AVG	LG	TD
Travis Kelce	5	68	13.6	25	1
Tyreek Hill	4	37	9.3	13	0
Jerick McKinnon	3	26	8.7	14	0
Mecole Hardman	3	20	6.7	9	0
Darrel Williams	3	7	2.3	7	0
Derrick Gore	1	6	6.0	6	0
Demarcus Robinson	1	2	2.0	2	0
TOTAL	20	166	8.3	25	1

TOP DEFENSE	TOT	SOLO	AST	SCK	YDS	INT
Anthony Hitchens	7	2	5	0.0	0.0	0
Charvarius Ward	7	5	2	0.0	0.0	0
L'Jarius Sneed	6	3	3	0.0	0.0	1

FIELD GOALS	FGM/FGA	PERCENT	RESULTS
Harrison Butler	2-2	100.0	24G, 55G
TOTAL	2-2	100.0	

Aaron Rodgers tested positive for COVID-19 earlier this week, forcing the three-time All-Pro to miss his first game since the 2017 season. Jordan Love responded by going 19 of 34 for 190 yards with a touchdown and an interception, both coming in the fourth quarter as the Packers tried to rally from a 13-0 deficit against the defending AFC champs. Love's touchdown pass to Allen Lazard with 4:49 left gave them a chance. But Patrick Mahomes hit Tyreek Hill on third-and-10 near midfield with less than two minutes left for a first down that allowed the Chiefs to run out the clock. Patrick Mahomes was just 20 of 37 for 166 yards — his fewest in a full game in his career — along with a touchdown pass to Travis Kelce. And while the Chiefs (5-4) managed just 237 yards of total offense, that was enough to edge above .500. The Packers (7-2), who are 6-12-1 without Rodgers since 2008, only managed 301 yards of offense. More than any quarterback or offense, though, the difference in the first half was Green Bay's special teams. Mason Crosby yanked a 40-yard field-goal attempt in the first quarter. He had a 37-yarder blocked in the second period. And when the Packers punted later in the half, one of their downfield blockers accidentally touched the ball with his toe and the Chiefs recovered, eventually turning it into a chip-shot field-goal. The Packers nearly did the same thing when Amari Rodgers muffed another punt early in the second half. Green Bay finally put together a solid drive early in the fourth quarter, when Love completed seven straight passes. But after back-to-back incompletions, Love threw a pass toward Davante Adams — who was back from his own positive COVID-19 test last week — that was picked off by L'Jarius Sneed near the Kansas City goal line. The Packers scored on their next drive, but the Chiefs made sure it happened too late to matter.

Team Statistics

	Packers	Chiefs
First Downs	19	14
3rd-Down Eff. (Made/Att/Pct)	2/12/17%	5/14/36%
4th-Down Eff. (Made/Att/Pct)	2/3/67%	1/2/50%
Total Net Yards	301	237
Total Plays	60	63
Yards Per Play	5.0	3.8
Rushes/Net Yards	25/122	25/77
Net Passing	179	160
Pass Attempts/Completions	34/19	37/20
Had Intercepted	1	0
Sacked/Yards Lost	1/11	1/6
Punts/Average	4/5.4	6/5.8
Penalties/Yards	4/19	6/33
Fumbles/Lost	3/1	1/0
Possession Time	31:33	28:27

GAME SUMMARIES



0

WEEK 10

Green Bay Packers 17, Seattle Seahawks 0
78,235 @ Lambeau Field Nov 14, 2021



17

Seattle Seahawks	0	0	0	0	0
Green Bay Packers	0	3	0	14	17

Seattle Seahawks Starters

OFFENSE		DEFENSE	
WR 14	D. Metcalf	EDGE 94	R. Green
LT 76	D. Brown	DE 8	C. Dunlap II
LG 68	D. Lewis	NT 97	F. Ford
C 77	E. Pace	DT 99	A. Woods
RG 66	G. Jackson	MLB 54	B. Wagner
RT 72	B. Shell	DLB 56	J. Brooks
TE 81	G. Everett	LCB 22	T. Brown
TE 89	W. Dwyer	LCB 28	U. Amadi
WR 16	T. Lockett	RCB 2	D. Reed
QB 3	R. Wilson	SS 33	J. Adams
RB 41	A. Collins	FS 6	O. Digs

Green Bay Packers Starters

OFFENSE		DEFENSE	
WR 17	D. Adams	DE 94	D. Lowry
LT 74	E. Jenkins	NT 97	K. Clark
LG 76	J. Runyan	OLB 91	P. Smith
C 62	L. Patrick	OLB 82	R. Gary
RG 70	R. Newman	ILB 51	K. Barnes
RT 77	B. Turner	ILB 59	D. Campbell
TE 89	M. Lewis	CB 21	E. Stokes
WR 13	A. Lazard	CB 20	K. King
WR 18	R. Cobb	S 31	A. Amos
QB 12	A. Rodgers	S 26	D. Savage
RB 33	A. Jones	CB 39	C. Sullivan

OFFICIALS: Referee: Brad Allen (122), Umpire: Bruce Stritlesky (102), Down Judge: Danny Short (113), Line Judge: Daniel Gallagher (85), Field Judge: Rick Patterson (15), Side Judge: Boris Cheek (41), Back Judge: Greg Yette (38), Replay Official: Mike Chason, Replay Assistant: Larry Hanson

SCORING DRIVES

TEAM	QTR	TIME	SCORING PLAY	SEA	GB
Packers	2	09:31	M. Crosby 27 yd. Field Goal (14-82, 6:06)	0	3
Packers	4	10:37	A. Dillon 3 yd. run (M. Crosby kick) (11-62, 5:27)	0	10
Packers	4	01:56	A. Dillon 2 yd. run (M. Crosby kick) (10-80, 6:11)	0	17

SEATTLE SEAHAWKS

PASSING	ATT	CP	YDS	SK/YD	TD	LG	INT	RTG
Russell Wilson	40	20	161	3/28	0	28	2	39.7
TOTAL	40	20	161	3/28	0	28	2	39.7

RUSHING	ATT	YDS	AVG	LG	TD
Alex Collins	10	41	4.1	10	0
Russell Wilson	5	32	6.4	12	0
Travis Homer	1	2	2.0	2	0
TOTAL	16	75	4.7	12	0

RECEIVING	NO	YDS	AVG	LG	TD
Derald Everett	8	63	7.9	12	0
DK Metcalf	3	26	8.7	18	0
Travis Homer	3	23	7.7	9	0
Tyler Lockett	2	23	11.5	16	0
Will Dissly	2	22	11.0	28	0
Alex Collins	1	8	8.0	8	0
Dee Eskridge	1	-4	-4.0	-4	0
TOTAL	20	161	8.1	28	0

TOP DEFENSE	TOT	SOLO	AST	SCK	YDS	INT
Jordyn Brooks	12	8	4	0.0	0.0	0
Jamal Adams	11	7	4	0.0	0.0	1
Bobby Wagner	8	4	4	0.0	0.0	0

FIELD GOALS	FGM/FGA	PERCENT	RESULTS
No Field Goals			

GREEN BAY PACKERS

PASSING	ATT	CP	YDS	SK/YD	TD	LG	INT	RTG
Aaron Rodgers	37	23	292	1/5	0	50	1	75.5
TOTAL	37	23	292	1/5	0	50	1	75.5

RUSHING	ATT	YDS	AVG	LG	TD
AJ Dillon	21	66	3.1	11	2
Aaron Jones	7	25	3.6	6	0
Aaron Rodgers	2	8	4.0	8	0
Patrick Taylor	2	7	3.5	5	0
TOTAL	32	106	3.3	11	2

RECEIVING	NO	YDS	AVG	LG	TD
Davante Adams	7	78	11.1	34	0
Aaron Jones	4	61	15.3	24	0
Randall Cobb	3	21	7.0	8	0
AJ Dillon	2	62	31.0	50	0
Marcedes Lewis	2	10	5.0	7	0
Josiah Deguara	2	9	4.5	5	0
Marquez Valdes-Scantling	1	41	41.0	41	0
Allen Lazard	1	6	6.0	6	0
Tyler Davis	1	4	4.0	4	0
TOTAL	23	292	12.7	50	0

TOP DEFENSE	TOT	SOLO	AST	SCK	YDS	INT
De'Vondre Campbell	5	5	0	0.0	0.0	0
Krys Barnes	5	4	1	0.0	0.0	0
Adrian Amos	4	3	1	0.0	0.0	1

FIELD GOALS	FGM/FGA	PERCENT	RESULTS
Mason Crosby	1-2	50.0	42WR, 27G
TOTAL	1-2	50.0	

GREEN BAY, Wis. (AP) — Aaron Rodgers was back under center and the Packers got back to winning — a welcome return to normal for Green Bay after a tumultuous couple of weeks. A.J. Dillon rushed for two fourth-quarter touchdowns and Green Bay beat the Seattle Seahawks 17-0 on Sunday as Rodgers returned after missing a game with COVID-19. Seattle was shut out for the first time in a decade. A week after his positive test caused him to sit out a 13-7 loss at Kansas City, Rodgers went 23 of 37 for 292 yards and threw an interception in the end zone in the third quarter as the Packers won for the eighth time in their last nine games. Rodgers didn't practice all week and was cleared to play Saturday under the NFL's protocols for unvaccinated players. Seattle's Russell Wilson also struggled in his return after missing three games with an injury to the middle finger on his throwing hand that required surgery. He went 20 of 40 for 161 yards with two interceptions. The Seahawks (3-6) wasted two scoring chances when Kevin King and Adrian Amos picked off Wilson passes in the end zone. Green Bay recorded its first shutout since a 22-0 victory over the Buffalo Bills on Sept. 30, 2018. The Seahawks hadn't been shut out since falling 24-0 to the Pittsburgh Steelers on Sept. 18, 2011. Green Bay's 3-0 lead heading into the fourth quarter matched the second-lowest score through three quarters of any NFL game since 2008. With 2020 Pro Bowl running back Aaron Jones sidelined by a knee injury in the second half, Dillon carried the Packers' rushing attack down the stretch to put the game out of reach. On a third-and-goal play from the 3, Dillon ran into Bobby Wagner around the line of scrimmage but essentially carried the six-time All-Pro linebacker into the end zone for his first touchdown run of the season. That extended Green Bay's lead to 10-0 with 10:37 left. Dillon also scored on a 2-yard run with 2 minutes left, setting up that TD with a 50-yard reception. He finished with 21 carries for 66 yards and two catches for 62 yards.

Team Statistics

	Seahawks	Packers
First Downs	15	22
3rd-Down Eff. (Made/Att/Pct)	7/15/47%	7/14/50%
4th-Down Eff. (Made/Att/Pct)	0/1/0%	0/1/0%
Total Net Yards	208	393
Total Plays	59	70
Yards Per Play	3.5	5.6
Rushes/Net Yards	16/75	32/106
Net Passing	133	287
Pass Attempts/Completions	40/20	37/23
Had Intercepted	2	1
Sacked/Yards Lost	3/28	1/5
Punts/Average	6/45.7	3/46.7
Penalties/Yards	5/39	3/43
Fumbles/Lost	0/0	1/0
Possession Time	20:51	39:09

GAME SUMMARIES



31

WEEK 11

Minnesota Vikings 34, Green Bay Packers 31
66,959 🏆 U.S. Bank Stadium 🏆 Nov 21, 2021



34

Green Bay Packers	3	7	7	14	—	31
Minnesota Vikings	9	7	7	11	—	34

Minnesota Vikings Starters

OFFENSE		DEFENSE	
WR 18	J. Jefferson	LE 98	D. Wonnun
WR 19	A. Thielen	NT 96	A. Watts
LT 71	C. Darnisaw	DT 94	D. Tomlinson
LG 72	E. Cleveland	RE 97	E. Griffin
C 52	M. Cole	SLB 55	A. Barr
RG 74	D. Udoh	MLB 54	E. Kendrick
RT 75	B. O'Neill	LCB 7	P. Peterson
RB 33	T. Cookin	RCB 21	B. Brieland
TE 89	C. Herndon	S 43	C. Bynum
QB 8	K. Cousins	SS 22	H. Smith
RB 33	D. Cook	FS 23	X. Woods

Green Bay Packers Starters

OFFENSE		DEFENSE	
WR 17	D. Adams	DE 94	D. Lowry
LT 74	E. Jenkins	NT 97	K. Clark
LG 76	J. Rumph	DE 95	T. Lancaster
C 62	L. Patrick	OLB 91	P. Smith
RG 70	R. Newman	OLB 53	J. Garvin
RT 77	B. Turner	ILB 51	K. Barnes
TE 89	M. Lewis	ILB 59	D. Campbell
WR 18	R. Cobb	CB 21	E. Stokes
WR 83	M. Valdes-Scantling	CB 20	K. King
QB 12	A. Rodgers	S 31	A. Amos
RB 28	A. Dillon	S 26	D. Savage

OFFICIALS: Referee: Shawn Hochuli (83), Umpire: Terry Killens Jr. (77), Down Judge: Ed Camp (134), Line Judge: Greg Bradley (98), Field Judge: Gary Cavalletto (60), Back Judge: Rich Martiniz (39), Replay Official: Tyler Cermeni, Replay Assistant: Mark Bitar

SCORING DRIVES

TEAM	QTR	TIME	SCORING PLAY	GB	MIN
Packers	1	13:17	M.Crosby 54 yd. Field Goal (5-39, 1:43)	3	0
Vikings	1	09:14	G.Joseph 51 yd. Field Goal (7-42, 4:03)	3	3
Vikings	1	01:48	D.Cook 1 yd. run (Kick failed, wr) (6-84, 3:20)	3	9
Vikings	2	07:37	A.Thielen 10 yd. pass from K.Cousins (G.Joseph kick) (7-78, 3:38)	3	16
Packers	2	00:30	J.Deguara 25 yd. pass from A.Rodgers (M.Crosby kick) (9-74, 3:48)	10	16
Vikings	3	08:26	J.Jefferson 9 yd. pass from K.Cousins (G.Joseph kick) (14-75, 6:34)	10	23
Packers	3	03:35	D.Adams 10 yd. pass from A.Rodgers (M.Crosby kick) (7-75, 4:51)	17	23
Packers	4	07:49	D.Adams 18 yd. pass from A.Rodgers (M.Crosby kick) (12-94, 7:02)	24	23
Vikings	4	02:17	J.Jefferson 23 yd. pass from K.Cousins (D.Cook run) (12-79, 5:32)	24	31
Packers	4	02:08	M.Valdes-Scantling 75 yd. pass from A.Rodgers (M.Crosby kick) (1-75, 0:09)	31	31
Vikings	4	00:00	G.Joseph 29 yd. Field Goal (8-64, 2:08)	31	34

GREEN BAY PACKERS

PASSING	ATT	CP	YDS	SK/YD	TD	LG	INT	RTG
Aaron Rodgers	33	23	385	2/13	4	75t	0	148.4
TOTAL	33	23	385	2/13	4	75t	0	148.4

RUSHING	ATT	YDS	AVG	LG	TD
AJ Dillon	11	53	4.8	11	0
Aaron Rodgers	2	21	10.5	18	0
Marquez Taylor	4	11	2.8	5	0
Equanimeous St. Brown	1	11	11.0	11	0
Jordan Love	1	-1	-1.0	-1	0
TOTAL	19	96	5.0	18	0

RECEIVING	NO	YDS	AVG	LG	TD
Davante Adams	7	115	16.4	37	2
AJ Dillon	6	44	7.3	13	0
Marquez Valdes-Scantling	4	123	30.8	75t	1
Equanimeous St. Brown	2	43	21.5	26	0
Joshiah Deguara	2	37	18.5	25t	1
Randall Cobb	1	15	15.0	15	0
Dominique Dafney	1	8	8.0	8	0
TOTAL	23	385	16.7	75t	4

TOP DEFENSE	TOT	SOLO	AST	SCK	YDS	INT
Darnell Savage	7	6	1	0.0	0.0	0
DeVondre Campbell	7	6	1	0.0	0.0	0
Preston Smith	6	4	2	2.0	23.0	0

FIELD GOALS	FGM/FGA	PERCENT	RESULTS
Mason Crosby	1-2	50.0	54G, 32LU
TOTAL	1-2	50.0	

MINNESOTA VIKINGS

PASSING	ATT	CP	YDS	SK/YD	TD	LG	INT	RTG
Kirk Cousins	35	24	341	2/23	3	56	0	128.4
TOTAL	35	24	341	2/23	3	56	0	128.4

RUSHING	ATT	YDS	AVG	LG	TD
Dalvin Cook	22	86	3.9	13	1
Alexander Mattison	3	5	1.7	3	0
Justin Jefferson	1	3	3.0	3	0
C.J. Ham	1	0	0.0	0	0
Kirk Cousins	2	-4	-2.0	-2	0
TOTAL	29	90	3.1	13	1

RECEIVING	NO	YDS	AVG	LG	TD
Justin Jefferson	8	169	21.1	56	2
Adam Thielen	8	82	10.3	26	1
Tyler Conklin	3	35	11.7	15	0
Dalvin Cook	3	29	9.7	19	0
K.J. Osborn	1	19	19.0	19	0
Dede Westbrook	1	7	7.0	7	0
TOTAL	24	341	14.2	56	3

TOP DEFENSE	TOT	SOLO	AST	SCK	YDS	INT
Eric Kendrick	11	4	7	0.0	0.0	0
Anthony Barr	10	4	6	0.0	0.0	0
Xavier Woods	5	5	0	0.0	0.0	0

FIELD GOALS	FGM/FGA	PERCENT	RESULTS
Greg Joseph	2-2	100.0	51G, 29G
TOTAL	2-2	100.0	

Greg Joseph made a 29-yard field goal as time expired to help the Vikings a 34-31 victory over the Packers in a classic back-and-forth with their division rival. Kirk Cousins passed for 341 yards and three touchdowns to help the Vikings stay a step ahead of Aaron Rodgers for most of the afternoon. Rodgers threw four touchdown passes, all on Green Bay's final four full possessions, excluding a kneel-down to end the first half. All of those drives covered 74 yards or more. Rodgers finished 23 for 33 for a season-high 385 yards for the Packers (8-3). After missing time earlier to COVID-19, Rodgers was unable to practice much this week because of a toe injury. Justin Jefferson had eight receptions for 169 yards and two scores for the Vikings, including a third-down catch against rookie Eric Stokes that Cousins delivered for a 23-yard touchdown while being decked on a blitz by Darnell Savage. Dalvin Cook ran in the 2-point conversion to make up for an earlier missed extra point by Joseph. On the next play from scrimmage, Rodgers threw a rainbow to Marquez Valdes-Scantling streaking past safety Xavier Woods for a 75-yard score to tie the game just before the two-minute warning. When the Vikings regained the ball, Cousins nearly cost himself the comeback by slightly underthrowing Jefferson, whom Savage darted in front of to intercept the ball. However, replay review overturned the call. Cousins then went 3 for 3 for 51 yards on the next three snaps and Cook — who rushed for 86 yards and a touchdown — ran for one more first down — then the Vikings knelt down twice to set up the final kick by Joseph.

Team Statistics

	Packers	Vikings
First Downs	21	25
3rd-Down Eff. (Made/Att/Pct)	7/11/64%	9/13/69%
4th-Down Eff. (Made/Att/Pct)	0/0/0%	0/0/0%
Total Net Yards	467	408
Total Plays	54	66
Yards Per Play	8.6	6.2
Rushes/Net Yards	19/95	23/90
Net Passing	372	318
Pass Attempts/Completions	33/23	35/24
Had Intercepted	0	0
Sacked/Yards Lost	2/13	2/23
Punts/Average	2/51.0	3/41.7
Penalties/Yards	8/92	3/25
Fumbles/Lost	1/0	2/0
Possession Time	28:59	31:01

GAME SUMMARIES



28

WEEK 12
Green Bay Packers 36, Los Angeles Rams 28
77,948 @ Lambeau Field @ Nov 28, 2021



36

Los Angeles Rams	0	17	0	11	—	28
Green Bay Packers	7	13	16	0	—	36

Los Angeles Rams Starters

OFFENSE	DEFENSE
WR 3 O. Beckham	DE 94 A. Robinson
WR 10 C. Kupp	NT 91 G. Gaines
WR 12 V. Jefferson	DT 99 A. Donald
TE 88 T. Higbee	OLB 40 V. Miller
LT 77 A. Whitworth	OLB 54 L. Floyd
LG 73 D. Edwards	ILB 51 T. Reader
C 51 B. Allen	ILB 59 E. Jones
QB 63 A. Garbutt	LGB 82 D. Williams
RT 79 R. Havenstein	ROB 5 J. Ramsay
QB 9 M. Stafford	SS 4 J. Fuller
RB 27 D. Henderson Jr.	FS 24 T. Rapp

Green Bay Packers Starters

OFFENSE	DEFENSE
WR 17 D. Adams	DE 94 D. Lowry
LT 73 Y. Nijman	NT 97 K. Clark
LG 76 J. Runyan	OLB 91 P. Smith
C 69 L. Patrick	OLB 52 R. Gary
RG 70 R. Newman	ILB 51 K. Barnes
RT 77 B. Turner	ILB 59 D. Campbell
TE 89 M. Lewis	CB 21 E. Stokes
WR 83 M. Valdes-Scantling	CB 29 R. Douglas
QB 12 A. Rodgers	S 31 A. Amos
RB 33 A. Jones	S 26 D. Savage
TE 49 D. Dafney	CB 39 C. Sullivan

OFFICIALS: Referee: Craig Wolstad (4), Umpire: Steve Woods (54), Down Judge: Jim Mello (48), Line Judge: Tripp Sutter (37), Field Judge: Greg Gautreaux (80), Side Judge: Jeff Lambert (21), Back Judge: Grantis Ball (27), Replay Official: Kevin Sline, Replay Assistant: Gavin Anderson

SCORING DRIVES

TEAM	QTR	TIME	SCORING PLAY	LAR	GB
Packers	1	02:11	A.Rodgers 1 yd. run (M.Crosby kick) (3-6, 1:31)	0	7
Packers	2	13:29	M.Crosby 45 yd. Field Goal (4-3, 1:53)	0	10
Rams	2	12:42	V.Jefferson 79 yd. pass from M.Stafford (M.Gay kick) (3-81, 0:47)	7	10
Packers	2	09:40	M.Crosby 28 yd. Field Goal (7-66, 3:02)	7	13
Rams	2	07:20	M.Gay 36 yd. Field Goal (4-7, 0:53)	10	13
Packers	2	04:21	R.Cobb 7 yd. pass from A.Rodgers (M.Crosby kick) (6-89, 2:59)	10	20
Rams	2	01:28	D.Henderson 6 yd. pass from M.Stafford (M.Gay kick) (8-75, 2:53)	17	20
Packers	3	07:18	A.Dillon 5 yd. pass from A.Rodgers (M.Crosby kick) (13-75, 7:42)	17	27
Packers	3	02:28	M.Crosby 29 yd. Field Goal (6-16, 2:19)	17	30
Packers	3	02:01	R.Douglas 33 yd. interception return (pass failed)	17	36
Rams	4	14:52	O.Beckham 53 yd. pass from M.Stafford (M.Stafford-C.Kupp pass) (7-80, 2:00)	23	36
Rams	4	00:18	M.Gay 39 yd. Field Goal (11-47, 2:47)	28	36

LOS ANGELES RAMS

PASSING	ATT	CP	YDS	SK/YD	TD	LG	INT	RTG
Matthew Stafford	38	21	302	2/17	3	79t	1	96.6
Cooper Kupp	1	0	0	0/0	0	0	0	39.6
TOTAL	39	21	302	2/17	3	79t	1	94.2

RUSHING	ATT	YDS	AVG	LG	TD
Darrell Henderson Jr.	16	55	3.4	7	0
Sony Michel	3	14	4.7	7	0
Matthew Stafford	1	-1	-1.0	-1	0
TOTAL	20	68	3.4	7	0

RECEIVING	NO	YDS	AVG	LG	TD
Cooper Kupp	7	96	13.7	22	0
Odell Beckham	5	81	16.2	54t	1
Darrell Henderson Jr.	4	18	4.5	7	1
Van Jefferson	3	93	31.0	79t	1
Sony Michel	1	11	11.0	11	0
Tyler Higbee	1	3	3.0	3	0
TOTAL	21	302	14.4	79t	3

TOP DEFENSE	TOT	SOLO	AST	SCK	YDS	INT
Troy Reeder	13	6	7	0.0	0.0	0
Darius Williams	7	7	0	0.0	0.0	0
Greg Gaines	7	5	2	1.0	0.0	0

FIELD GOALS	FGM/FGA	PERCENT	RESULTS
Matt Gay	2-2	100.0	36G, 39G
TOTAL	2-2	100.0	

GREEN BAY PACKERS

PASSING	ATT	CP	YDS	SK/YD	TD	LG	INT	RTG
Aaron Rodgers	45	28	307	1/0	2	54	0	97.2
TOTAL	45	28	307	1/0	2	54	0	97.2

RUSHING	ATT	YDS	AVG	LG	TD
AJ Dillon	20	69	3.5	8	0
Aaron Jones	10	23	2.3	8	0
Aaron Rodgers	2	0	0.0	1t	1
TOTAL	32	92	2.9	8	1

RECEIVING	NO	YDS	AVG	LG	TD
Davante Adams	8	104	13.0	43	0
AJ Dillon	5	21	4.2	8	1
Randall Cobb	4	95	23.8	54	1
Marquez Valdes-Scantling	4	50	12.5	28	0
Allen Lazard	2	13	6.5	7	0
Joshiah Deguara	2	13	6.5	12	0
Mercedes Lewis	2	4	2.0	2	0
Equanimeous St. Brown	1	7	7.0	7	0
TOTAL	28	307	11.0	54	2

TOP DEFENSE	TOT	SOLO	AST	SCK	YDS	INT
Krys Barnes	9	7	2	0.0	0.0	0
Kenny Clark	6	3	3	1.0	8.0	0
Rasul Douglas	5	3	2	0.0	0.0	1

FIELD GOALS	FGM/FGA	PERCENT	RESULTS
Mason Crosby	3-4	75.0	45G, 28G, 29G, 42LU
TOTAL	3-4	75.0	

Aaron Rodgers isn't letting his toe injury lower his expectations even as it limits his practice time. Rodgers threw two touchdown passes and also ran for a score in the Green Bay Packers' 36-28 victory over the Los Angeles Rams on Sunday. Rodgers went 28 of 45 for 307 yards as the Packers bounced back from a loss at Minnesota. The reigning MVP threw touchdown passes of 7 yards to Randall Cobb and 5 yards to A.J. Dillon. Green Bay (9-3) has never lost consecutive games within the same season during Matt LaFleur's three-year coaching tenure. The Packers head into their off week with a 3½-game lead over Minnesota (5-6) in the NFC North. Matthew Stafford went 21 of 38 for 302 yards with three touchdown passes. Odell Beckham Jr. had five catches for 81 yards with a 54-yard touchdown in his second game as a Ram. Rodgers opened the scoring and put the Packers ahead for good with a 1-yard touchdown to cap a drive that began at the Rams 6-yard line. Green Bay's Rashan Gary, coming back from an elbow injury that sidelined him last week, sacked Stafford and hit the quarterback's elbow to cause a fumble that Preston Smith recovered to give the Packers first-and-goal. Later in the third, Rasul Douglas made it 36-17 by stepping in front of Stafford's pass to NFL receiving leader Cooper Kupp and scoring his first career touchdown on a 33-yard interception return.

Team Statistics

	Rams	Packers
First Downs	15	21
3rd-Down Eff. (Made/Att/Pct)	4/13/31%	7/19/37%
4th-Down Eff. (Made/Att/Pct)	0/1/0%	2/2/100%
Total Net Yards	353	399
Total Plays	61	78
Yards Per Play	5.8	5.1
Rushes/Net Yards	20/68	32/92
Net Passing	285	307
Pass Attempts/Completions	39/21	45/28
Had Intercepted	1	0
Sacked/Yards Lost	2/17	1/0
Punts/Average	5/41.0	5/42.4
Penalties/Yards	4/30	3/32
Fumbles/Lost	2/2	3/1
Possession Time	20:20	39:40

GAME SUMMARIES



30

WEEK 14
Green Bay Packers 45, Chicago Bears 30
 78,273 @ Lambeau Field @ Dec 12, 2021



45

Chicago Bears	3	24	0	3	—	30
Green Bay Packers	0	21	17	7	—	45

Chicago Bears Starters

OFFENSE		DEFENSE	
WR 12 A. Robinson II	DE 98 B. Nichols		
LT 71 J. Peters	DT 90 A. Blackson		
LG 85 C. Whitehair	OLB 55 B. Ivin		
C 67 S. Mostuphar	ILB 44 A. Ogletree		
RG 68 J. Daniels	ILB 58 R. Smith		
RT 75 L. Borom	OLB 94 R. Quinn		
TE 85 C. Kmet	CB 33 J. Johnson		
TE 18 J. James	S 38 T. Gipson Sr.		
TE 80 J. Graham	S 4 E. Jackson		
QB 1 J. Fields	CB 25 A. Burns		
RB 32 D. Montgomery	Nickel 21 X. Crawford		

Green Bay Packers Starters

OFFENSE		DEFENSE	
WR 17 D. Adams	DE 94 D. Lowry		
LT 73 Y. Nijman	NT 97 K. Clark		
LG 76 J. Runyan	DE 96 K. Kike		
C 69 L. Patrick	OLB 91 P. Smith		
RG 70 R. Newman	OLB 52 R. Gary		
RT 77 B. Turner	ILB 59 D. Campbell		
TE 89 M. Lewis	CB 21 E. Stokes		
WR 83 M. Valdes-Scantling	CB 29 R. Douglas		
WR 13 A. Lazard	S 31 A. Amos		
QB 12 A. Rodgers	S 26 D. Savage		
RB 33 A. Jones	CB 39 C. Sullivan		

OFFICIALS: Referee: Ronald Torbert (62), Umpire: Mark Pells (131), Down Judge: Kevin Coday (16), Line Judge: Mark Steinkerchner (84), Field Judge: Ryan Dickson (25), Side Judge: Keith Washington (7), Back Judge: Tony Josseyln (67), Replay Official: Saleem Choudhry, Replay Assistant: Meddie Kaligi

SCORING DRIVES

TEAM	QTR	TIME	SCORING PLAY	CHI	GB
Bears	1	04:21	C.Santos 23 yd. Field Goal (10-39, 4:47)	3	0
Bears	2	11:09	J.Grant 46 yd. pass from J.Fields (C.Santos kick) (6-89, 3:41)	10	0
Packers	2	06:02	A.Lazard 2 yd. pass from A.Rodgers (M.Crosby kick) (11-75, 5:07)	10	7
Packers	2	04:59	R.Douglas 55 yd. interception return (M.Crosby kick)	10	14
Bears	2	03:21	D.Byrd 54 yd. pass from J.Fields (C.Santos kick) (3-60, 1:38)	17	14
Bears	2	01:32	J.Grant 97 yd. punt return (C.Santos kick)	24	14
Packers	2	00:44	D.Adams 38 yd. pass from A.Rodgers (M.Crosby kick) (4-75, 0:48)	24	21
Bears	2	00:00	C.Santos 44 yd. Field Goal (6-32, 0:44)	27	21
Packers	3	09:24	A.Jones 3 yd. run (M.Crosby kick) (9-75, 5:36)	27	28
Packers	3	08:24	A.Jones 23 yd. pass from A.Rodgers (M.Crosby kick) (1-23, 0:08)	27	35
Packers	3	02:52	M.Crosby 20 yd. Field Goal (7-46, 3:45)	27	38
Packers	4	04:33	D.Adams 3 yd. pass from A.Rodgers (M.Crosby kick) (13-71, 8:38)	27	45
Bears	4	01:22	C.Santos 43 yd. Field Goal (10-54, 3:11)	30	45

CHICAGO BEARS

PASSING	ATT	CP	YDS	SK/YD	TD	LG	INT	RTG
Justin Fields	33	18	224	2/14	2	54t	2	70.8
TOTAL	33	18	224	2/14	2	54t	2	70.8

RUSHING	ATT	YDS	AVG	LG	TD
Justin Fields	9	74	8.2	26	0
David Montgomery	10	42	4.2	20	0
Damien Williams	2	13	6.5	8	0
Jakeem Grant Sr.	1	5	5.0	5	0
Khalil Herbert	1	3	3.0	3	0
TOTAL	23	137	6.0	26	0

RECEIVING	NO	YDS	AVG	LG	TD
David Montgomery	6	39	6.5	13	0
Cole Kmet	3	17	5.7	6	0
Damiere Byrd	2	76	38.0	54t	1
Allen Robinson II	2	14	7.0	8	0
Jimmy Graham	2	9	4.5	6	0
Jakeem Grant Sr.	1	46	46.0	46t	1
Darnell Mooney	1	19	19.0	19	0
Damien Williams	1	4	4.0	4	0
TOTAL	18	224	12.4	54t	2

TOP DEFENSE	TOT	SOLO	AST	SCK	YDS	INT
Artie Burns	9	6	3	0.0	0.0	0
Eddie Jackson	9	7	2	0.0	0.0	0
Roquan Smith	9	4	5	0.0	0.0	0

FIELD GOALS	FGM/FGA	PERCENT	RESULTS
Cairo Santos	3-3	100.0	23G, 44G, 43G
TOTAL	3-3	100.0	

GREEN BAY PACKERS

PASSING	ATT	CP	YDS	SK/YD	TD	LG	INT	RTG
Aaron Rodgers	37	29	341	3/21	4	38t	0	141.1
TOTAL	37	29	341	3/21	4	38t	0	141.1

RUSHING	ATT	YDS	AVG	LG	TD
AJ Dillon	15	71	4.7	11	0
Aaron Jones	5	35	7.0	15	1
Allen Lazard	1	14	14.0	14	0
Aaron Rodgers	1	0	0.0	0	0
Kurt Benkert	2	-1	-0.5	0	0
TOTAL	24	119	5.0	15	1

RECEIVING	NO	YDS	AVG	LG	TD
Davante Adams	10	121	12.1	38t	2
Allen Lazard	6	75	12.5	32	1
Marcedes Lewis	4	51	12.8	20	0
Joshiah Deguara	3	44	14.7	25	0
Aaron Jones	3	30	10.0	23t	1
Marquez Valdes-Scantling	3	20	6.7	8	0
TOTAL	29	341	11.8	38t	4

TOP DEFENSE	TOT	SOLO	AST	SCK	YDS	INT
De'Vondre Campbell	16	9	7	0.0	0.0	0
Krys Barnes	5	3	2	0.0	0.0	0
Adrian Amos	4	3	1	0.0	0.0	0

FIELD GOALS	FGM/FGA	PERCENT	RESULTS
Mason Crosby	1-1	100.0	20G
TOTAL	1-1	100.0	

After an extraordinary second quarter in which the Green Bay Packers and Chicago Bears exchanged body blows, the NFL's oldest rivalry returned to normal, with Aaron Rodgers once again delivering a knockout punch. Rodgers threw for 341 yards and four touchdowns to continue his mastery of the Bears as the Packers won 45-30 on Sunday night. The reigning MVP went 29 of 37, throwing two TD passes to Davante Adams and one each to Allen Lazard and Aaron Jones. Rodgers has 61 career touchdown passes against the Bears, the most all-time against Chicago and one more than his predecessor, Brett Favre. The Packers trailed 27-21 at halftime but scored the first 24 points of the second half. The Packers are 23-5 against the Bears in games Rodgers had started. Chicago led after a wild second quarter that featured a combined 45 points, the fourth time since 1991 that teams have combined to score at least that many points in a quarter. But the Bears couldn't keep it up. Spurred by a halftime talk from Preston Smith, the Packers shut down Chicago the rest of the way. The Bears' only second-half points came on Cairo Santos' field goal with 1:22 left. Chicago's Justin Fields went 18 of 33 for 224 yards with two touchdown passes, but he also threw two interceptions and lost a fumble. Jakeem Grant scored twice for the Bears, including a 97-yard punt return.

Team Statistics

	Bears	Packers
First Downs	16	27
3rd-Down Eff. (Made/Att/Pct)	5/13/38%	4/10/40%
4th-Down Eff. (Made/Att/Pct)	0/1/0%	1/1/100%
Total Net Yards	347	439
Total Plays	58	64
Yards Per Play	6.0	6.9
Rushes/Net Yards	23/137	24/119
Net Passing	210	320
Pass Attempts/Completions	33/18	37/29
Had Intercepted	2	0
Sacked/Yards Lost	2/14	3/21
Punts/Average	4/46.3	4/42.8
Penalties/Yards	7/41	3/30
Fumbles/Lost	2/1	1/0
Possession Time	25:00	35:00

GAME SUMMARIES



WEEK 15

Green Bay Packers 31, Baltimore Ravens 30
70,815 M&T Bank Stadium Dec 19, 2021



Green Bay Packers	0	14	7	10	—	31
Baltimore Ravens	7	7	3	13	—	30

Baltimore Ravens Starters

DEFENSE		DEFENSE	
WR 5 M. Brown	DE 98 B. Williams	LT 78 A. Villanueva	DE 92 J. Madubuke
LG 86 B. Cleveland	RUSH 50 J. Houston	C 77 B. Bozeman	MLB 56 J. Bynes
LG 70 K. Zetter	WLB 6 P. Queen	RT 74 T. Phillips	SAM 54 T. Bowser
TE 86 N. Boyle	SS 26 G. Stone	RE 86 E. Tomlinson	FS 21 B. Stephens
QB 2 T. Huntley	CB 23 T. Young	RB 28 L. Murray	CB 25 A. Averett
WR 13 D. Duvernay	DB 41 A. Levine Sr.		

Green Bay Packers Starters

OFFENSE		DEFENSE	
WR 17 D. Adams	DE 94 D. Lowry	LT 73 Y. Nijman	NT 95 T. Lancaster
LG 76 J. Runyan	DE 96 K. Koke	C 62 L. Patrick	OLB 91 P. Smith
RG 70 R. Newman	OLB 52 R. Gary	RT 79 D. Kelly	ILB 51 K. Barnes
TE 89 M. Lewis	ILB 59 D. Campbell	WR 13 A. Lazard	CB 21 E. Stokes
WR 13 A. Lazard	CB 29 R. Douglas	QB 12 A. Rodgers	CB 29 R. Douglas
RB 33 A. Jones	S 31 A. Amos	RB 33 A. Jones	S 31 A. Amos
TE 81 J. Deguara	S 26 D. Savage		

WRFS: Referee: Brad Allen (122), Umpire: Bruce Strlesky (102), Down Judge: Danny Short (113), Line Judge: Daniel Gallagher (85), Field Judge: Rick Patterson (15), Side Judge: Boris Cheek (41), Back Judge: Greg Yette (38), Replay Official: Mark Butterworth, Replay Assistant: Larry Hanson

SCORING DRIVES

TEAM	QTR	TIME	SCORING PLAY	GB	BAL
Ravens	1	02:33	M.Andrews 8 yd. pass from T.Huntley (J.Tucker kick) (7-45, 3:32)	0	7
Packers	2	12:50	A.Dillon 2 yd. run (M.Crosby kick) (8-84, 4:43)	7	7
Ravens	2	07:11	M.Andrews 9 yd. pass from T.Huntley (J.Tucker kick) (11-73, 5:39)	7	14
Packers	2	01:09	D.Adams 3 yd. pass from A.Rodgers (M.Crosby kick) (11-77, 6:02)	14	14
Packers	3	07:40	A.Jones 9 yd. pass from A.Rodgers (M.Crosby kick) (13-80, 7:20)	21	14
Ravens	3	03:20	J.Tucker 38 yd. Field Goal (9-55, 4:20)	21	17
Packers	4	12:54	M.Valdes-Scantling 11 yd. pass from A.Rodgers (M.Crosby kick) (11-88, 5:26)	28	17
Packers	4	09:26	M.Crosby 29 yd. Field Goal (5-18, 2:30)	31	17
Ravens	4	04:47	T.Huntley 3 yd. run (J.Tucker kick) (12-75, 4:39)	31	17
Ravens	4	00:42	T.Huntley 8 yd. run (pass failed) (7-49, 1:42)	31	24
				31	30

GREEN BAY PACKERS

PASSING	ATT	CP	YDS	SK/YD	TD	LG	INT	RTG
Aaron Rodgers	31	23	268	3/18	3	31	0	132.2
TOTAL	31	23	268	3/18	3	31	0	132.2

RUSHING	ATT	YDS	AVG	LG	TD
Aaron Jones	13	58	4.5	11	0
AJ Dillon	7	22	3.1	6	1
Aaron Rodgers	4	11	2.8	8	0
Allen Lazard	1	5	5.0	5	0
TOTAL	25	96	3.8	11	1

RECEIVING	NO	YDS	AVG	LG	TD
Davante Adams	6	44	7.3	16	1
Marquez Valdes-Scantling	5	98	19.6	31	1
Marcedes Lewis	3	40	13.3	23	0
Joshia Deguara	3	16	5.3	9	0
Allen Lazard	2	23	11.5	17	0
Aaron Jones	2	12	6.0	9t	1
Tyler Davis	1	22	22.0	22	0
AJ Dillon	1	13	13.0	13	0
TOTAL	23	268	11.7	31	3

TOP DEFENSE	TOT	SOLO	AST	SCK	YDS	INT
De Vondre Campbell	10	5	5	1.0	4.0	0
Adrian Amos	8	7	1	0.0	0.0	0
Rasul Douglas	8	8	0	0.0	0.0	0

FIELD GOALS	FGM/FGA	PERCENT	RESULTS
Mason Crosby	1-1	100.0	29G
TOTAL	1-1	100.0	

BALTIMORE RAVENS

PASSING	ATT	CP	YDS	SK/YD	TD	LG	INT	RTG
Tyler Huntley	40	28	215	1/4	2	43	0	99.5
TOTAL	40	28	215	1/4	2	43	0	99.5

RUSHING	ATT	YDS	AVG	LG	TD
Tyler Huntley	13	73	5.6	15	2
Latavius Murray	7	48	6.9	16	0
Devonta Freeman	6	22	3.7	7	0
TOTAL	26	143	5.5	16	2

RECEIVING	NO	YDS	AVG	LG	TD
Mark Andrews	10	136	13.6	43	2
Marquise Brown	10	43	4.3	7	0
Devin Duvernay	3	13	4.3	7	0
James Proche II	1	8	8.0	8	0
Rashod Bateman	1	5	5.0	5	0
Tylan Wallace	1	5	5.0	5	0
Latavius Murray	1	3	3.0	3	0
Devonta Freeman	1	2	2.0	2	0
TOTAL	28	215	7.7	43	2

TOP DEFENSE	TOT	SOLO	AST	SCK	YDS	INT
Patrick Queen	13	11	2	0.0	0.0	0
Josh Bynes	8	5	3	1.0	0.0	0
Geno Stone	7	3	4	0.0	0.0	0

FIELD GOALS	FGM/FGA	PERCENT	RESULTS
Justin Tucker	1-1	100.0	38G
TOTAL	1-1	100.0	

Aaron Rodgers tied Brett Favre for a major franchise record, and the Green Bay Packers won the NFC North. Rodgers threw three touchdown passes — tying Favre on Green Bay's career list — and the Packers became the first team this season to clinch a division title when they beat Baltimore 31-30 on Sunday. Green Bay nearly squandered a 14-point lead in the final quarter but held on when the Ravens missed a 2-point conversion in the final minute. The Packers have won the NFC North three straight seasons. With Lamar Jackson out with a sprained ankle, Tyler Huntley nearly led Baltimore (8-6) all the way back from a 31-17 deficit. His 8-yard touchdown run with 42 seconds left pulled the Ravens within one, but Huntley's 2-point conversion pass was incomplete. The Ravens mounted enough time-consuming drive of their own to keep the game close, but the Packers had the ball first after a 14-14 halftime tie and took advantage. Baltimore appeared to have Green Bay stopped on a third-down incompletion, but minimal contact by Kevin Seymour was enough for a pass interference flag. Rodgers found Aaron Jones for a 9-yard touchdown on the next play. The Ravens drove into Green Bay territory before another devastating penalty. With Baltimore running the ball effectively and preparing to go on fourth-and-1 in the red zone, Ben Cleveland committed a false start. The Ravens settled for a field goal, and Green Bay drove 88 yards, taking an 11-point lead on an 11-yard pass from Rodgers to Marquez Valdes-Scantling. That was Rodgers' 442nd touchdown pass, pulling him even with Favre. He went 23 of 31 for 268 yards. Rodgers has thrown for 13 touchdowns without an interception over his last four games and didn't appear the slightest bit limited by his toe injury.

Team Statistics

	Packers	Ravens
First Downs	26	24
3rd-Down Eff. (Made/Att/Pct)	5/9/56%	7/13/54%
4th-Down Eff. (Made/Att/Pct)	0/0/0%	2/4/50%
Total Net Yards	346	354
Total Plays	59	67
Yards Per Play	5.9	5.3
Rushes/Net Yards	25/96	26/143
Net Passing	250	211
Pass Attempts/Completions	31/23	40/28
Had Intercepted	0	0
Sacked/Yards Lost	3/18	1/4
Punts/Average	3/48.7	1/42.0
Penalties/Yards	8/76	8/56
Fumbles/Lost	0/0	0/0
Possession Time	31:10	28:50

GAME SUMMARIES



WEEK 16 Green Bay Packers 24, Cleveland Browns 22 77,901 @ Lambeau Field Dec 25, 2021

Cleveland Browns	6	6	3	7	—	22
Green Bay Packers	7	14	3	0	—	24

Cleveland Browns Starters

OFFENSE		DEFENSE	
WR 82 R. Higgins	DE 94 P. Gustin		
WR 11 D. Peoples-Jones	DE 95 M. Garrett		
WR 90 J. Landry	DT 92 S. Day		
LT 75 J. Brown	DT 97 M. Jackson		
LG 68 M. Dunn	WILL 28 J. Oweus-Koramoah		
C 53 N. Harris	MIKE 4 A. Walker Jr.		
RG 77 W. Teater	CB 21 D. Ward		
RB 62 B. Hance	CB 26 G. Williams		
TE 81 A. Hooper	FS 39 R. LaCounte III		
QB 6 B. Mayfield	S 22 G. Delpit		
RB 24 N. Chubb	DB 36 M. Stewart Jr.		

OFFICIALS: Referee: Alex Kemp (55), Umpire: Richard Hall (49), Down Judge: Mike Carr (63), Line Judge: Jeff Bergman (32), Field Judge: John Jenkins (117), Side Judge: Dale Shaw (104), Back Judge: Scott Helverson (93), Replay Official: Mike Chase, Replay Assistant: Durwood Manley

Green Bay Packers Starters

OFFENSE		DEFENSE	
WR 17 D. Adams	DE 94 D. Lowry		
LT 73 Y. Nijman	NT 97 K. Clark		
LG 76 J. Runyan	OLB 91 P. Smith		
C 62 L. Patrick	OLB 82 R. Gary		
RG 70 R. Newman	ILB 51 K. Barnes		
RT 79 D. Kelly	ILB 59 D. Campbell		
TE 89 M. Lewis	CB 21 E. Stokes		
WR 13 A. Lazard	CB 29 R. Douglas		
WR 19 E. St. Brown	S 31 A. Amos		
QB 12 A. Rodgers	S 26 D. Savage		
RB 33 A. Jones	CB 39 C. Sullivan		

SCORING DRIVES

TEAM	QTR	TIME	SCORING PLAY	CLE	GB
Browns	1	12:21	N.Chubb 1 yd. run (kick failed, wr) (5-7, 2:39)	6	0
Packers	1	05:19	A.Lazard 11 yd. pass from A.Rodgers (M.Crosby kick) (5-53, 3:24)	6	7
Packers	2	10:47	D.Adams 9 yd. pass from A.Rodgers (M.Crosby kick) (10-78, 4:48)	6	14
Browns	2	07:33	H.Bryant 1 yd. pass from B.Mayfield (pass failed) (6-70, 3:44)	12	14
Packers	2	00:12	D.Adams 1 yd. pass from A.Rodgers (M.Crosby kick) (9-49, 1:39)	12	21
Packers	3	09:12	M.Crosby 32 yd. Field Goal (11-76, 5:48)	12	24
Browns	3	01:07	C.Naggar 37 yd. Field Goal (14-66, 8:05)	15	24
Browns	4	04:31	A.Schwartz 5 yd. pass from B.Mayfield (C.Naggar kick) (8-76, 2:10)	22	24

CLEVELAND BROWNS

PASSING	ATT	CP	YDS	SK/YD	TD	LG	INT	RTG
Baker Mayfield	36	21	222	5/33	2	40	4	55.3
TOTAL	36	21	222	5/33	2	40	4	55.3

RUSHING	ATT	YDS	AVG	LG	TD
Nick Chubb	17	126	7.4	27	1
D'Ernest Johnson	4	58	14.5	30	0
Anthony Schwartz	2	24	12.0	13	0
Baker Mayfield	2	11	5.5	12	0
TOTAL	25	219	8.8	30	1

RECEIVING	NO	YDS	AVG	LG	TD
Rashard Higgins	5	58	11.6	16	0
Jarvis Landry	4	55	13.8	24	0
Nick Chubb	3	58	19.3	40	0
Austin Hooper	3	26	8.7	11	0
Andy Janovich	2	6	3.0	3	0
D'Ernest Johnson	1	8	8.0	8	0
Anthony Schwartz	1	5	5.0	5t	1
Donovan Peoples-Jones	1	5	5.0	5	0
Harrison Bryant	1	1	1.0	1t	1
TOTAL	21	222	10.6	40	2

TOP DEFENSE	TOT	SOLO	AST	SCK	YDS	INT
M.J. Stewart Jr.	10	9	1	0.0	0.0	0
Anthony Walker Jr.	9	3	6	0.0	0.0	0
Grant Delpit	6	4	2	0.0	0.0	0

FIELD GOALS	FGM/FGA	PERCENT	RESULTS
Chris Naggar	1-1	100.0	37G
TOTAL	1-1	100.0	

GREEN BAY PACKERS

PASSING	ATT	CP	YDS	SK/YD	TD	LG	INT	RTG
Aaron Rodgers	34	24	202	0/0	3	34	0	115.1
TOTAL	34	24	202	0/0	3	34	0	115.1

RUSHING	ATT	YDS	AVG	LG	TD
Aaron Jones	12	66	5.5	27	0
AJ Dillon	9	41	4.6	8	0
Allen Lazard	1	13	13.0	13	0
Aaron Rodgers	1	-1	-1.0	-1	0
Equanimeous St. Brown	1	-10	-10.0	-10	0
TOTAL	24	109	4.5	27	0

RECEIVING	NO	YDS	AVG	LG	TD
Davante Adams	10	114	11.4	33	2
Aaron Jones	5	21	4.2	10	0
AJ Dillon	3	15	5.0	7	0
Allen Lazard	2	45	22.5	34	1
Josiah Deguara	2	5	2.5	4	0
Mercedes Lewis	2	2	1.0	1	0
TOTAL	24	202	8.4	34	3

TOP DEFENSE	TOT	SOLO	AST	SCK	YDS	INT
De'Vondre Campbell	13	12	1	0.0	0.0	0
Darnell Savage	8	5	3	0.0	0.0	1
Adrian Amos	5	5	0	0.0	0.0	0

FIELD GOALS	FGM/FGA	PERCENT	RESULTS
Mason Crosby	1-1	100.0	32G
TOTAL	1-1	100.0	

Aaron Rodgers surpassed Brett Favre to become Green Bay's all-time leader in touchdown passes, and the Packers intercepted Baker Mayfield four times in a 24-22 victory over the Cleveland Browns on Saturday. Cleveland nearly came all the way back from a 12-point second-half deficit before Rasul Douglas' second interception of the day sealed the game with 43 seconds left. Rodgers went 24 of 34 for 202 yards with three touchdown passes to increase his career total to 445. Favre threw 508 touchdown passes during his Hall of Fame career, 442 of them with Green Bay. But it was Green Bay's defense that clinched this victory by sacking Mayfield five times and forcing him into his first career four-interception performance. All three touchdowns by the Packers (12-3) came after Mayfield interceptions. Rodgers, who broke Favre's record by throwing an 11-yard TD pass to Allen Lazard in the first quarter, later threw two touchdown passes to Davante Adams, who had 10 catches for 114 yards. Adams has caught at least 10 passes for 100 yards and two touchdowns in eight career games, the most of anyone in NFL history. Adams has caught 67 touchdown passes from Rodgers, giving them the franchise record for touchdown pass combinations. Rodgers threw 65 touchdown passes to former Packers receiver Jordy Nelson.

Team Statistics

	Browns	Packers
First Downs	28	19
3rd-Down Eff. (Made/Att/Pct)	7/12/58%	3/10/30%
4th-Down Eff. (Made/Att/Pct)	1/1/100%	1/1/100%
Total Net Yards	408	311
Total Plays	66	58
Yards Per Play	6.2	5.4
Rushes/Net Yards	25/219	24/109
Net Passing	189	202
Pass Attempts/Completions	36/21	34/24
Had Intercepted	4	0
Sacked/Yards Lost	5/33	0/0
Punts/Average	1/37.0	5/47.0
Penalties/Yards	6/38	3/29
Fumbles/Lost	0/0	0/0
Possession Time	31:41	28:19

National Football League Game Summary

NFL Copyright © 2021 by The National Football League. All rights reserved. This summary and play-by-play is for the express purpose of assisting media in their coverage of the game; any other use of this material is prohibited without the written permission of the National Football League.

Date: Saturday, 12/25/2021

Cleveland Browns at Green Bay Packers

Start Time: 3:32 PM CST

at Lambeau Field, Green Bay, WI

Game Day Weather

Game Weather: Cloudy
 Played Open Stadium on Turf: SISGrass

Temp: 35° F (1.7° C) Humidity: 49%, Wind: NW 10 mph
 Outdoor Weather: Cloudy, Wind Chill: 27

Officials

Referee: Kemp, Alex (55) Umpire: Hall, Richard (49) Down Judge: Carr, Mike (63)
 Line Judge: Bergman, Jeff (32) Field Judge: Jenkins, John (117) Side Judge: Shaw, Dale (104)
 Back Judge: Helverson, Scott (93) Replay Official: Chase, Mike (0)

Lineups

Cleveland Browns

Offense		Defense	
TE	81 A.Hooper	DE	95 M.Garrett
LT	75 J.Bitonio	DT	97 M.Jackson
LG	68 M.Dunn	DT	92 S.Day
C	53 N.Harris	DE	94 P.Gustin
RG	77 W.Teller	WILL	28 J.Owusu-Koramoah
RT	62 B.Hance	MIKE	4 A.Walker
WR	82 R.Higgins	CB	21 D.Ward
WR	80 J.Landry	CB	26 G.Williams
WR	11 D.Peoples-Jones	DB	36 M.Stewart
QB	6 B.Mayfield	S	22 G.Delpit
RB	24 N.Chubb	FS	39 R.LeCounte

Green Bay Packers

Offense		Defense	
WR	19 E.St. Brown	DE	94 D.Lowry
WR	17 D.Adams	DT	97 K.Clark
LT	73 Y.Nijman	OLB	91 P.Smith
LG	76 J.Runyan	ILB	51 K.Barnes
C	62 L.Patrick	ILB	59 D.Campbell
RG	70 R.Newman	OLB	52 R.Gary
RT	79 D.Kelly	CB	29 R.Douglas
TE	89 M.Lewis	CB	21 E.Stokes
WR	13 A.Lazard	CB	39 C.Sullivan
QB	12 A.Rodgers	S	31 A.Amos
RB	33 A.Jones	S	26 D.Savage

Substitutions

P 2 D.Colquitt, K 8 C.Naggar, WR 10 A.Schwartz, S 15 A.Colbert, RB 25 D.Felton, CB 29 H.Miller, RB 30 D.Johnson, FB 31 A.Janovich, S 35 J.Moffatt, CB 38 A.Green, LB 44 S.Takitaki, LS 47 C.Hughlett, LB 50 J.Phillips, LB 52 E.Lee, LB 56 M.Smith, DE 57 I.Odenigbo, T 66 J.Hudson, G 72 H.Froholdt, TE 85 D.Njoku, TE 88 H.Bryant, DE 91 J.Jackson, DT 93 T.Togiai, DT 99 J.Bronson

Substitutions

K 2 M.Crosby, P 7 C.Bojorquez, WR 8 Am.Rodgers, CB 24 I.Yiadom, RB 27 P.Taylor, RB 28 A.Dillon, S 30 S.Davis, S 36 V.Scott, S 38 I.Gaines, LB 40 T.Galeai, S 41 H.Black, LB 42 O.Burks, LS 46 S.Wirtel, TE 49 D.Dafney, LB 53 J.Garvin, LB 58 I.McDuffie, G 64 B.Braden, TE 81 J.Deguara, TE 84 T.Davis, WR 88 J.Winfree, DL 90 J.Heflin, DL 93 T.Slaton, DL 95 T.Lancaster

Did Not Play

QB 5 C.Keenum, DE 59 C.Weaver, T 70 A.Taylor

Did Not Play

QB 10 J.Love, C 67 J.Hanson, T/G 78 C.Van Lanen

Not Active

QB 9 N.Mullens, QB 17 K.Lauletta, S 43 J.Johnson, LB 54 W.Harvey, WR 84 J.Bradley

Not Active

T 69 D.Bakhtiari, G/T 77 B.Turner, DL 96 K.Keke

Field Goals (made () & missed)

C.Naggar (37)	M.Crosby	(32)	1	2	3	4	OT	Total
VISITOR: Cleveland Browns			6	6	3	7	0	22
HOME: Green Bay Packers			7	14	3	0	0	24

Scoring Plays

Team	Qtr	Time	Play Description (Extra Point) (Drive Info)	Visitor	Home
Browns	1	12:21	N.Chubb 1 yd. run (kick failed, wr) (5-75, 2:39)	6	0
Packers	1	5:13	A.Lazard 11 yd. pass from A.Rodgers (M.Crosby kick) (5-53, 3:24)	6	7
Packers	2	10:47	D.Adams 9 yd. pass from A.Rodgers (M.Crosby kick) (10-78, 4:48)	6	14
Browns	2	7:03	H.Bryant 1 yd. pass from B.Mayfield (pass failed) (6-70, 3:44)	12	14
Packers	2	0:12	D.Adams 1 yd. pass from A.Rodgers (M.Crosby kick) (9-49, 1:39)	12	21
Packers	3	9:12	M.Crosby 32 yd. Field Goal (11-76, 5:48)	12	24
Browns	3	1:07	C.Naggar 37 yd. Field Goal (14-66, 8:05)	15	24
Browns	4	4:31	A.Schwartz 5 yd. pass from B.Mayfield (C.Naggar kick) (8-76, 2:10)	22	24

Paid Attendance: 77,901

Time: 2:54

Cleveland Browns vs Green Bay Packers
12/25/2021 at Lambeau Field

Final Team Statistics

	Visitor Browns	Home Packers
TOTAL FIRST DOWNS	28	19
By Rushing	12	8
By Passing	15	10
By Penalty	1	1
THIRD DOWN EFFICIENCY	7-12-58.3%	3-10-30.0%
FOURTH DOWN EFFICIENCY	1-1-100.0%	1-1-100.0%
TOTAL NET YARDS	408	311
Total Offensive Plays (inc. times thrown passing)	66	58
Average gain per offensive play	6.2	5.4
NET YARDS RUSHING	219	109
Total Rushing Plays	25	24
Average gain per rushing play	8.8	4.5
Tackles for a loss-number and yards	0-0	2-11
NET YARDS PASSING	189	202
Times thrown - yards lost attempting to pass	5-33	0-0
Gross yards passing	222	202
PASS ATTEMPTS-COMPLETIONS-HAD INTERCEPTED	36-21-4	34-24-0
Avg gain per pass play (inc.# thrown passing)	4.6	5.9
KICKOFFS Number-In End Zone-Touchbacks	5-3-3	5-2-1
PUNTS Number and Average	1-37.0	5-47.0
Had Blocked	0	0
FGs - PATs Had Blocked	0-0	0-0
Net Punting Average	28.0	41.8
TOTAL RETURN YARDAGE (Not Including Kickoffs)	26	39
No. and Yards Punt Returns	3-26	1-9
No. and Yards Kickoff Returns	4-83	2-44
No. and Yards Interception Returns	0-0	4-30
PENALTIES Number and Yards	6-38	3-29
FUMBLES Number and Lost	0-0	0-0
TOUCHDOWNS	3	3
Rushing	1	0
Passing	2	3
EXTRA POINTS Made-Attempts	1-3	3-3
Kicking Made-Attempts	1-2	3-3
Passing Made-Attempts	0-1	0-0
FIELD GOALS Made-Attempts	1-1	1-1
RED ZONE EFFICIENCY	3-5-60%	3-4-75%
GOAL TO GO EFFICIENCY	3-3-100%	2-2-100%
SAFETIES	0	0
FINAL SCORE	22	24
TIME OF POSSESSION	31:41	28:19

Cleveland Browns vs Green Bay Packers
12/25/2021 at Lambeau Field

Ball Possession And Drive Chart

Cleveland Browns

#	Time Recd	Time Lost	Time Poss	How Ball Obtained	Drive Began	# Play	Yds Gain	Yds Pen	Net Yds	1st Down	Last Scrm	How Given Up
1	15:00	12:21	2:39	Kickoff	CLV 25	5	61	14	75	4	* GB 1	Touchdown
2	8:45	8:37	0:08	Punt	CLV 8	1	0	0	0	0	CLV 8	Interception
3	5:13	0:35	4:38	Kickoff	CLV 25	10	51	0	51	3	* GB 24	Interception
4	10:47	7:03	3:44	Kickoff	CLV 30	6	70	0	70	5	* GB 1	Touchdown
5	4:42	1:51	2:51	Punt	CLV 29	4	21	-10	11	1	CLV 40	Interception
6	0:12	0:00	0:12	Kickoff	CLV 29	1	-1	0	-1	0	CLV 29	End of Half
7	9:12	1:07	8:05	Kickoff	CLV 15	14	71	-5	66	5	* GB 19	Field Goal
8	14:49	8:57	5:52	Punt	CLV 28	10	34	-10	24	3	GB 48	Punt
9	6:41	4:31	2:10	Punt	CLV 24	8	76	0	76	5	* GB 5	Touchdown
10	2:05	0:43	1:22	Punt	CLV 25	8	25	0	25	2	50	Interception

(238) Average CLV 24

Green Bay Packers

#	Time Recd	Time Lost	Time Poss	How Ball Obtained	Drive Began	# Play	Yds Gain	Yds Pen	Net Yds	1st Down	Last Scrm	How Given Up
1	12:21	8:45	3:36	Kickoff	GB 25	7	17	0	17	1	GB 42	Punt
2	8:37	5:13	3:24	Interception	GB 47	5	58	-5	53	2	* CLV 11	Touchdown
3	0:35	10:47	4:48	Interception	GB 22	10	78	0	78	5	* CLV 9	Touchdown
4	7:03	4:42	2:21	Kickoff	GB 25	3	2	0	2	0	GB 27	Punt
5	1:51	0:12	1:39	Interception	CLV 49	9	49	0	49	5	* CLV 1	Touchdown
6	15:00	9:12	5:48	Kickoff	GB 10	11	76	0	76	4	* CLV 14	Field Goal
7	1:07	14:49	1:18	Kickoff	GB 32	3	-1	0	-1	0	GB 31	Punt
8	8:57	6:41	2:16	Punt	GB 20	3	7	0	7	0	GB 27	Punt
9	4:31	2:05	2:26	Kickoff	GB 25	5	17	0	17	1	GB 42	Punt
10	0:43	0:00	0:43	Interception	GB 46	3	8	5	13	1	CLV 40	End of Game

(303) Average GB 30

*** inside opponent's 20**

Time of Possession by Quarter

		1st	2nd	3rd	4th	OT	Total
Visitor	Cleveland Browns	7:25	6:47	8:05	9:24		31:41
Home	Green Bay Packers	7:35	8:13	6:55	5:36		28:19

Kickoff Drive No.-Start Average

Browns: 5 - CLV 25

Packers: 5 - GB 23

Cleveland Browns vs Green Bay Packers at Lambeau Field

First Quarter

12/25/2021

Play By Play

GB wins the coin toss and elects to defer. CLV elects to Receive, and GB elects to defend the north goal.

M.Crosby kicks 64 yards from GB 35 to CLV 1. D.Felton to CLV 25 for 24 yards (R.Douglas).

Cleveland Browns at 15:00, (1st play from scrimmage 14:54)

1-10-CLV 25 (14:54) (Shotgun) B.Mayfield pass short middle to J.Landry to CLV 32 for 7 yards (D.Campbell).

2-3-CLV 32 (14:20) B.Mayfield pass short right to N.Chubb to GB 28 for 40 yards (A.Amos).

PENALTY on GB-D.Savage, Low Block, 14 yards, enforced at GB 28.

1-10-GB 14 (13:48) (Shotgun) N.Chubb right guard to GB 13 for 1 yard (D.Campbell, T.Lancaster).

2-9-GB 13 (13:07) (Shotgun) B.Mayfield pass short middle to J.Landry to GB 1 for 12 yards (D.Savage; E.Stokes).

1-1-GB 1 (12:27) N.Chubb left guard for 1 yard, TOUCHDOWN.

C.Naggar extra point is No Good, Wide Right, Center-C.Hughlett, Holder-D.Colquitt.

CLV 6 GB 0, 5 plays, 75 yards, 1 penalty, 2:39 drive, 2:39 elapsed

C.Naggar kicks 65 yards from CLV 35 to end zone, Touchback.

Green Bay Packers at 12:21

1-10-GB 25 (12:21) (Shotgun) A.Rodgers pass short right to M.Lewis to GB 26 for 1 yard (D.Ward).

2-9-GB 26 (11:50) A.Rodgers pass incomplete short middle to A.Jones.

3-9-GB 26 (11:46) (Shotgun) A.Rodgers pass short left to A.Jones to GB 34 for 8 yards (M.Stewart, G.Delpit).

4-1-GB 34 (10:56) A.Jones right end to GB 38 for 4 yards (M.Stewart).

1-10-GB 38 (10:17) (Shotgun) A.Jones up the middle to GB 38 for no gain (G.Delpit; A.Walker).

2-10-GB 38 (9:41) (Shotgun) A.Rodgers pass short left to D.Adams to GB 42 for 4 yards (M.Stewart).

3-6-GB 42 (9:00) (Shotgun) A.Rodgers pass incomplete short right to A.Lazard.

4-6-GB 42 (8:55) C.Bojorquez punts 45 yards to CLV 13, Center-S.Wirtel. D.Peoples-Jones to CLV 17 for 4 yards (O.Burks).

PENALTY on CLV-H.Miller, Illegal Block Above the Waist, 8 yards, enforced at CLV 16.

Cleveland Browns at 8:45

1-10-CLV 8 (8:45) (Shotgun) B.Mayfield pass deep middle intended for D.Peoples-Jones INTERCEPTED by D.Savage at GB 47. D.Savage to GB 47 for no gain (D.Peoples-Jones).

Green Bay Packers at 8:37

1-10-GB 47 (8:37) A.Dillon up the middle to CLV 49 for 4 yards (A.Walker; J.Owusu-Koramoah).

2-6-CLV 49 (7:55) A.Rodgers pass deep right to D.Adams to CLV 16 for 33 yards (D.Ward).

1-10-CLV 16 (7:11) (Shotgun) A.Rodgers pass short left to D.Adams pushed ob at CLV 3 for 13 yards (M.Stewart).

PENALTY on GB-D.Adams, Illegal Shift, 5 yards, enforced at CLV 16 - No Play.

1-15-CLV 21 (6:44) A.Rodgers pass short middle to J.Deguara to CLV 17 for 4 yards (A.Walker).

2-11-CLV 17 (6:05) (Shotgun) A.Rodgers pass short left to A.Dillon to CLV 11 for 6 yards (D.Ward; J.Owusu-Koramoah).

3-5-CLV 11 (5:19) (Shotgun) A.Rodgers pass short right to A.Lazard for 11 yards, TOUCHDOWN.

M.Crosby extra point is GOOD, Center-S.Wirtel, Holder-C.Bojorquez.

CLV 6 GB 7, 5 plays, 53 yards, 3:24 drive, 9:47 elapsed

M.Crosby kicks 65 yards from GB 35 to end zone, Touchback.

Cleveland Browns at 5:13

1-10-CLV 25 (5:13) N.Chubb right tackle to CLV 26 for 1 yard (R.Gary, K.Clark).

2-9-CLV 26 (4:33) (Shotgun) B.Mayfield pass incomplete short left to J.Landry.

3-9-CLV 26 (4:30) (Shotgun) B.Mayfield pass short right to D.Johnson to CLV 34 for 8 yards (D.Campbell).

4-1-CLV 34 (3:48) (Shotgun) B.Mayfield pass short left to D.Peoples-Jones to CLV 39 for 5 yards (R.Douglas).

Green Bay challenged the pass completion ruling, and the play was Upheld. The ruling on the field stands. (Timeout #1.)

1-10-CLV 39 (3:15) B.Mayfield pass short right to R.Higgins to CLV 47 for 8 yards (A.Amos).

2-2-CLV 47 (2:37) (Shotgun) N.Chubb right end pushed ob at GB 26 for 27 yards (D.Savage).

1-10-GB 26 (2:09) A.Schwartz left end pushed ob at GB 15 for 11 yards (D.Savage).

1-10-GB 15 (1:31) B.Mayfield sacked at GB 24 for -9 yards (R.Gary).

2-19-GB 24 (:46) (Shotgun) B.Mayfield pass incomplete short right to D.Peoples-Jones.

3-19-GB 24 (:43) (Shotgun) B.Mayfield pass short right intended for J.Landry INTERCEPTED by C.Sullivan at GB 9. C.Sullivan to GB 22 for 13 yards (A.Schwartz).

Green Bay Packers at 0:35

1-10-GB 22 (:35) A.Rodgers pass deep right to A.Lazard to CLV 44 for 34 yards (G.Williams) [M.Garrett].

P1

X2

P3

R4

R1

P2

P3

P5

R6

R7

P4

Cleveland Browns vs Green Bay Packers at Lambeau Field

END OF QUARTER

Score	Time Poss	First Downs				Efficiencies	
		R	P	X	T	3 Down	4 Down
Cleveland Browns	6 7:25	3	3	1	7	0/2	1/1
Green Bay Packers	7 7:35	1	3	0	4	1/3	1/1

Cleveland Browns vs Green Bay Packers at Lambeau Field

Second Quarter

12/25/2021

Play By Play

Green Bay Packers continued.

1-10-CLV 44	(15:00) A.Jones left end pushed ob at CLV 36 for 8 yards (G.Delpit).	
2-2-CLV 36	(14:22) A.Rodgers pass short right to M.Lewis to CLV 35 for 1 yard (M.Stewart).	
3-1-CLV 35	(13:38) (Shotgun) A.Jones up the middle to CLV 33 for 2 yards (S.Takitaki).	R5
1-10-CLV 33	(12:55) A.Lazard right end pushed ob at CLV 20 for 13 yards (G.Williams).	R6
1-10-CLV 20	(12:18) (Shotgun) A.Dillon up the middle to CLV 12 for 8 yards (J.Phillips, D.Ward).	
2-2-CLV 12	(11:42) A.Dillon up the middle to CLV 9 for 3 yards (J.Phillips, S.Day).	R7
1-9-CLV 9	(10:58) (Shotgun) A.Rodgers pass incomplete short middle to A.Lazard (D.Ward).	
2-9-CLV 9	(10:54) (Shotgun) A.Rodgers pass incomplete short left to D.Adams.	
3-9-CLV 9	(10:50) (Shotgun) A.Rodgers pass short middle to D.Adams for 9 yards, TOUCHDOWN [S.Takitaki].	P8
	M.Crosby extra point is GOOD, Center-S.Wirtel, Holder-C.Bojorquez.	

CLV 6 GB 14, 10 plays, 78 yards, 4:48 drive, 4:13 elapsed

M.Crosby kicks 63 yards from GB 35 to CLV 2. D.Felton pushed ob at CLV 30 for 28 yards (R.Douglas).

Cleveland Browns at 10:47, (1st play from scrimmage 10:40)

1-10-CLV 30	(10:40) (Shotgun) D.Johnson right end pushed ob at CLV 47 for 17 yards (D.Savage, E.Stokes).	R8
1-10-CLV 47	(10:01) (Shotgun) B.Mayfield pass short right to A.Hooper to GB 42 for 11 yards (A.Amos).	P9
1-10-GB 42	(9:18) (Shotgun) B.Mayfield pass short left to J.Landry to GB 18 for 24 yards (P.Smith).	P10
1-10-GB 18	(8:29) D.Johnson up the middle to GB 15 for 3 yards (D.Campbell, D.Lowry).	
2-7-GB 15	(7:48) (Shotgun) B.Mayfield pass short left to R.Higgins to GB 1 for 14 yards (D.Savage; C.Sullivan).	P11
1-1-GB 1	(7:08) B.Mayfield pass short right to H.Bryant for 1 yard, TOUCHDOWN.	P12
	TWO-POINT CONVERSION ATTEMPT. B.Mayfield pass to D.Peoples-Jones is incomplete. ATTEMPT FAILS.	

CLV 12 GB 14, 6 plays, 70 yards, 3:44 drive, 7:57 elapsed

C.Naggar kicks 65 yards from CLV 35 to end zone, Touchback.

Green Bay Packers at 7:03

1-10-GB 25	(7:03) (Shotgun) A.Rodgers pass short right to A.Dillon to GB 27 for 2 yards (A.Walker).
2-8-GB 27	(6:16) A.Dillon up the middle to GB 29 for 2 yards (G.Delpit).
3-6-GB 29	(5:38) (Shotgun) A.Rodgers pass short left to A.Jones to GB 27 for -2 yards (M.Stewart) [I.Odenigbo].
4-8-GB 27	(4:53) C.Bojorquez punts 44 yards to CLV 29, Center-S.Wirtel, downed by GB-I.Yiadom.

Cleveland Browns at 4:42

1-10-CLV 29	(4:42) (Shotgun) B.Mayfield pass short left to N.Chubb to CLV 28 for -1 yards (D.Campbell).	
	<i>PENALTY on CLV-D.Njoku, Offensive Holding, 10 yards, enforced at CLV 29 - No Play.</i>	
1-20-CLV 19	(4:11) (Shotgun) N.Chubb right end to CLV 27 for 8 yards (K.Clark).	
2-12-CLV 27	(3:26) (Shotgun) B.Mayfield sacked at CLV 24 for -3 yards (T.Galeai).	
3-15-CLV 24	(2:41) (Shotgun) B.Mayfield pass deep middle to R.Higgins to CLV 40 for 16 yards (D.Savage).	P13

Two-Minute Warning

1-10-CLV 40	(2:00) (Shotgun) B.Mayfield pass deep left intended for J.Landry INTERCEPTED by R.Douglas at GB 40. R.Douglas to CLV 49 for 11 yards (N.Harris).
-----------------------------	--

Green Bay Packers at 1:51

1-10-CLV 49	(1:51) (Shotgun) A.Jones up the middle to CLV 46 for 3 yards (T.Togiai, I.Odenigbo).	
2-7-CLV 46	(1:15) (Shotgun) A.Rodgers pass short left to D.Adams ran ob at CLV 36 for 10 yards (R.LeCounte).	P9
1-10-CLV 36	(1:11) (Shotgun) A.Rodgers pass short right to D.Adams pushed ob at CLV 27 for 9 yards (G.Williams).	
2-1-CLV 27	(1:05) (Shotgun) A.Jones up the middle to CLV 24 for 3 yards (M.Garrett; T.Togiai).	R10
	Timeout #2 by GB at 01:01.	
1-10-CLV 24	(1:01) (Shotgun) A.Rodgers pass short left to D.Adams pushed ob at CLV 12 for 12 yards (G.Williams).	P11
1-10-CLV 12	(:57) (Shotgun) A.Rodgers pass short left to A.Jones to CLV 11 for 1 yard (J.Owusu-Koramoah).	
2-9-CLV 11	(:26) (Shotgun) A.Rodgers pass short right to D.Adams pushed ob at CLV 1 for 10 yards (G.Williams).	P12
1-1-CLV 1	(:21) (Shotgun) A.Rodgers pass incomplete short right to M.Lewis.	
2-1-CLV 1	(:16) (Shotgun) A.Rodgers pass short left to D.Adams for 1 yard, TOUCHDOWN.	P13
	<i>Penalty on CLV-D.Ward, Defensive Offside, declined.</i>	
	M.Crosby extra point is GOOD, Center-S.Wirtel, Holder-C.Bojorquez.	

CLV 12 GB 21, 9 plays, 49 yards, 1:39 drive, 14:48 elapsed

Cleveland Browns vs Green Bay Packers at Lambeau Field

M.Crosby kicks 52 yards from GB 35 to CLV 13. D.Felton to CLV 29 for 16 yards (V.Scott, I.Gaines).

Cleveland Browns at 0:12, (1st play from scrimmage 0:07)

1-10-CLV 29 (:07) B.Mayfield kneels to CLV 28 for -1 yards.

END OF QUARTER

	Score	Time Poss	First Downs				Efficiencies	
			R	P	X	T	3 Down	4 Down
Cleveland Browns	12	6:47	1	5	0	6	1/1	0/0
Green Bay Packers	21	8:13	4	5	0	9	2/3	0/0

Cleveland Browns vs Green Bay Packers at Lambeau Field

Third Quarter

12/25/2021

Play By Play

GB elects to Receive, and CLV elects to defend the South goal.

C.Naggar kicks 62 yards from CLV 35 to GB 3. Am.Rodgers to GB 24 for 21 yards (A.Janovich).

PENALTY on GB-P.Taylor, Illegal Double-Team Block, 10 yards, enforced at GB 20.

Green Bay Packers at 15:00, (1st play from scrimmage 14:55)

1-10-GB 10	(14:55) A.Jones left end to GB 37 for 27 yards (G.Delpit).	R14
<u>1-10-GB 37</u>	(14:11) (Shotgun) A.Jones left guard to GB 43 for 6 yards (P.Gustin).	
2-4-GB 43	(13:36) (Shotgun) A.Rodgers pass short left to D.Adams to CLV 40 for 17 yards (J.Owusu-Koramoah, A.Walker).	P15
<u>1-10-CLV 40</u>	(12:53) (Shotgun) A.Rodgers pass incomplete deep right to J.Winfree.	
2-10-CLV 40	(12:46) (Shotgun) A.Rodgers pass short right to A.Jones to CLV 30 for 10 yards (T.Togia'i).	P16
<u>1-10-CLV 30</u>	(12:09) A.Jones left end to CLV 24 for 6 yards (A.Walker; M.Stewart).	
2-4-CLV 24	(11:32) (Shotgun) A.Dillon up the middle to CLV 18 for 6 yards (T.Togia'i).	R17
<u>1-10-CLV 18</u>	(10:45) A.Dillon left guard to CLV 15 for 3 yards (J.Bronson, A.Walker).	
2-7-CLV 15	(10:05) (Shotgun) A.Rodgers pass short right to J.Deguara to CLV 14 for 1 yard (M.Stewart).	
3-6-CLV 14	(9:22) (Shotgun) A.Rodgers pass incomplete short right to J.Deguara [M.Jackson].	
4-6-CLV 14	(9:16) M.Crosby 32 yard field goal is GOOD, Center-S.Wirtel, Holder-C.Bojorquez.	

CLV 12 GB 24, 11 plays, 76 yards, 5:48 drive, 5:48 elapsed

M.Crosby kicks 65 yards from GB 35 to CLV 0. D.Felton to CLV 15 for 15 yards (H.Black; S.Davis).

Cleveland Browns at 9:12, (1st play from scrimmage 9:07)

1-10-CLV 15	(9:07) (Shotgun) N.Chubb right guard to CLV 18 for 3 yards (T.Lancaster; P.Smith).	
2-7-CLV 18	(8:29) (Shotgun) B.Mayfield pass short right to A.Hooper to CLV 23 for 5 yards (D.Campbell).	
3-2-CLV 23	(7:46) (Shotgun) B.Mayfield scrambles right end ran ob at CLV 35 for 12 yards (A.Amos).	R14
<u>1-10-CLV 35</u>	(7:15) N.Chubb left end to CLV 40 for 5 yards (K.Barnes; D.Campbell).	
2-5-CLV 40	(6:34) (Shotgun) N.Chubb left tackle to CLV 48 for 8 yards (D.Campbell).	R15
<u>1-10-CLV 48</u>	(5:57) N.Chubb right end to GB 39 for 13 yards (T.Galeai).	R16
<u>1-10-GB 39</u>	(5:14) B.Mayfield pass incomplete short left to A.Hooper.	
2-10-GB 39	(5:09) (Shotgun) D.Johnson right guard to GB 31 for 8 yards (D.Campbell).	
3-2-GB 31	(4:24) B.Mayfield pass short left to A.Janovich to GB 28 for 3 yards (K.Barnes).	P17
<u>1-10-GB 28</u>	(3:43) N.Chubb right tackle to GB 13 for 15 yards (D.Savage).	R18
<u>1-10-GB 13</u>	<i>(3:02) PENALTY on CLV-J.Bitonio, False Start, 5 yards, enforced at GB 13 - No Play.</i>	
1-15-GB 18	(2:38) (Shotgun) B.Mayfield pass incomplete short right to R.Higgins.	
2-15-GB 18	(2:35) (Shotgun) B.Mayfield pass short middle to A.Hooper to GB 8 for 10 yards (K.Barnes).	
3-5-GB 8	(1:54) (Shotgun) B.Mayfield sacked at GB 19 for -11 yards (R.Gary).	
4-16-GB 19	(1:11) C.Naggar 37 yard field goal is GOOD, Center-C.Hughlett, Holder-D.Colquitt.	

CLV 15 GB 24, 14 plays, 66 yards, 8:05 drive, 13:53 elapsed

C.Naggar kicks 60 yards from CLV 35 to GB 5. Am.Rodgers to GB 32 for 27 yards (H.Miller). CLV-E.Lee was injured during the play. His return is Probable.

Green Bay Packers at 1:07, (1st play from scrimmage 1:01)

1-10-GB 32	(1:01) E.St. Brown left end to GB 22 for -10 yards (J.Jackson, M.Smith).	
2-20-GB 22	(:24) (Shotgun) A.Rodgers pass incomplete short left to A.Lazard (T.Togia'i).	
3-20-GB 22	(:19) (Shotgun) A.Rodgers pass short middle to D.Adams to GB 31 for 9 yards (M.Stewart).	

END OF QUARTER

	Score	Time Poss	First Downs				Efficiencies	
			R	P	X	T	3 Down	4 Down
Cleveland Browns	15	8:05	4	1	0	5	2/3	0/0
Green Bay Packers	24	6:55	2	2	0	4	0/2	0/0

Cleveland Browns vs Green Bay Packers at Lambeau Field

Fourth Quarter

12/25/2021

Play By Play

Green Bay Packers continued.

4-11-GB 31 (15:00) C.Bojorquez punts 56 yards to CLV 13, Center-S.Wirtel. D.Peoples-Jones pushed ob at CLV 28 for 15 yards (S.Wirtel).

Cleveland Browns at 14:49

1-10-CLV 28 (14:49) (Shotgun) A.Schwartz left end to CLV 41 for 13 yards (A.Amos). R19
1-10-CLV 41 (14:10) N.Chubb right end to CLV 44 for 3 yards (T.Slaton).
 2-7-CLV 44 (13:28) B.Mayfield pass incomplete deep left to A.Hooper (E.Stokes).
 3-7-CLV 44 (13:22) (Shotgun) B.Mayfield pass short left to R.Higgins to GB 46 for 10 yards (R.Douglas). P20
1-10-GB 46 (12:42) B.Mayfield pass incomplete deep middle to D.Peoples-Jones.
 2-10-GB 46 (12:34) (Shotgun) N.Chubb up the middle to GB 43 for 3 yards (J.Garvin).
 3-7-GB 43 (11:54) (Shotgun) B.Mayfield pass short middle to J.Landry to GB 31 for 12 yards (O.Burks). P21
1-10-GB 31 (11:12) B.Mayfield pass short left to A.Janovich to GB 28 for 3 yards (K.Barnes).
 2-7-GB 28 (10:33) (Shotgun) PENALTY on CLV-M.Dunn, False Start, 5 yards, enforced at GB 28 - No Play.
 2-12-GB 33 (10:32) (Shotgun) B.Mayfield sacked at GB 35 for -2 yards (P.Smith).
 3-14-GB 35 (9:50) (Shotgun) B.Mayfield sacked at GB 43 for -8 yards (D.Lowry).
 4-22-GB 43 (9:06) (Shotgun) PENALTY on CLV-N.Harris, False Start, 5 yards, enforced at GB 43 - No Play.
 4-27-GB 48 (9:06) D.Colquitt punts 37 yards to GB 11, Center-C.Hughlett. Am.Rodgers to GB 20 for 9 yards (H.Miller; P.Gustin).

Green Bay Packers at 8:57

1-10-GB 20 (8:57) (Shotgun) A.Jones up the middle to GB 27 for 7 yards (J.Jackson).
 2-3-GB 27 (8:17) A.Jones up the middle to GB 28 for 1 yard (S.Day; M.Jackson).
 3-2-GB 28 (7:32) A.Jones left end to GB 27 for -1 yards (M.Stewart, S.Day).
 4-3-GB 27 (6:48) C.Bojorquez punts 49 yards to CLV 24, Center-S.Wirtel, fair catch by D.Peoples-Jones.

Cleveland Browns at 6:41

1-10-CLV 24 (6:41) N.Chubb right tackle to CLV 36 for 12 yards (D.Campbell). R22
1-10-CLV 36 (6:18) (No Huddle, Shotgun) N.Chubb left end to CLV 44 for 8 yards (D.Campbell, D.Savage).
 2-2-CLV 44 (5:52) (No Huddle, Shotgun) B.Mayfield pass short left to N.Chubb pushed ob at GB 45 for 11 yards (D.Campbell). GB-T.Lancaster was injured during the play. P23
1-10-GB 45 (5:53) (Shotgun) B.Mayfield pass short left to R.Higgins to GB 35 for 10 yards (R.Douglas). P24
1-10-GB 35 (5:14) (No Huddle, Shotgun) B.Mayfield pass incomplete deep right to D.Peoples-Jones.
 2-10-GB 35 (5:08) (Shotgun) B.Mayfield pass incomplete short left to N.Chubb.
 3-10-GB 35 (5:04) (Shotgun) D.Johnson right end to GB 5 for 30 yards (D.Campbell). R25
1-5-GB 5 (4:36) (No Huddle, Shotgun) B.Mayfield pass short left to A.Schwartz for 5 yards, TOUCHDOWN. P26
 C.Naggar extra point is GOOD, Center-C.Hughlett, Holder-D.Colquitt.

CLV 22 GB 24, 8 plays, 76 yards, 2:10 drive, 10:29 elapsed

C.Naggar kicks 65 yards from CLV 35 to end zone, Touchback.

Green Bay Packers at 4:31

1-10-GB 25 (4:31) A.Rodgers pass short right to A.Dillon to GB 32 for 7 yards (M.Stewart).
 2-3-GB 32 (3:47) (Shotgun) A.Dillon up the middle to GB 38 for 6 yards (A.Walker; J.Owusu-Koramoah). R18
1-10-GB 38 (3:06) (Shotgun) A.Rodgers pass incomplete short right to D.Adams (D.Ward).
 2-10-GB 38 (3:02) (Shotgun) A.Rodgers pass short right to A.Jones to GB 42 for 4 yards (A.Walker, S.Day).
 3-6-GB 42 (2:19) (Shotgun) A.Rodgers pass incomplete deep left to D.Adams.
 4-6-GB 42 (2:14) C.Bojorquez punts 41 yards to CLV 17, Center-S.Wirtel. D.Peoples-Jones ran ob at CLV 25 for 8 yards (H.Black).

Cleveland Browns at 2:05

1-10-CLV 25 (2:05) (Shotgun) N.Chubb right guard to CLV 29 for 4 yards (K.Clark).

Two-Minute Warning

2-6-CLV 29 (2:00) N.Chubb right guard to CLV 39 for 10 yards (K.Barnes). R27
1-10-CLV 39 (1:41) (No Huddle, Shotgun) N.Chubb left tackle to CLV 43 for 4 yards (K.Clark).
 2-6-CLV 43 (1:22) (No Huddle, Shotgun) B.Mayfield pass incomplete short left to D.Njoku.
 3-6-CLV 43 (1:17) (Shotgun) B.Mayfield pass short left to N.Chubb to 50 for 7 yards (D.Campbell). P28
1-10-50 (:59) (Shotgun) B.Mayfield pass incomplete short right to D.Njoku [R.Gary].
 2-10-50 (:54) (Shotgun) B.Mayfield pass incomplete short left to D.Johnson (D.Campbell).
 3-10-50 (:50) (Shotgun) B.Mayfield pass short middle intended for D.Peoples-Jones INTERCEPTED by R.Douglas at GB 40. R.Douglas to GB 46 for 6 yards.

Cleveland Browns vs Green Bay Packers at Lambeau Field

Green Bay Packers at 0:43

- 1-10-GB 46 (:43) A.Dillon up the middle to CLV 49 for 5 yards (G.Delpit).
Timeout #1 by CLV at 00:39.
- 2-5-CLV 49 (:39) A.Dillon up the middle to CLV 45 for 4 yards (J.Owusu-Koramoah, T.Togiaii).
Timeout #2 by CLV at 00:33.
- 3-1-CLV 45 (:33) *PENALTY on CLV-M.Jackson, Encroachment, 5 yards, enforced at CLV 45 - No Play.*
- 1-10-CLV 40 (:33) A.Rodgers kneels to CLV 41 for -1 yards.

X19

END OF QUARTER

	Score	Time Poss	First Downs				Efficiencies	
			R	P	X	T	3 Down	4 Down
Cleveland Browns	22	9:24	4	6	0	10	4/6	0/0
Green Bay Packers	24	5:36	1	0	1	2	0/2	0/0

Miscellaneous Statistics Report

Cleveland Browns vs Green Bay Packers
12/25/2021 at Lambeau Field

Ten Longest Plays for Cleveland Browns

Yards	Qtr	Play Start	Play Description
54	1	2-3-CLV 32	(14:20) B.Mayfield pass short right to N.Chubb to GB 28 for 40 yards (A.Amos). PENALTY on GB-D.Savage, Low Block, 14 yards, enforced at GB 28.
30	4	3-10-GB 35	(5:04) (Shotgun) D.Johnson right end to GB 5 for 30 yards (D.Campbell).
27	1	2-2-CLV 47	(2:37) (Shotgun) N.Chubb right end pushed ob at GB 26 for 27 yards (D.Savage).
24	2	1-10-GB 42	(9:18) (Shotgun) B.Mayfield pass short left to J.Landry to GB 18 for 24 yards (P.Smith).
17	2	1-10-CLV 30	(10:40) (Shotgun) D.Johnson right end pushed ob at CLV 47 for 17 yards (D.Savage, E.Stokes).
16	2	3-15-CLV 24	(2:41) (Shotgun) B.Mayfield pass deep middle to R.Higgins to CLV 40 for 16 yards (D.Savage).
15	3	1-10-GB 28	(3:43) N.Chubb right tackle to GB 13 for 15 yards (D.Savage).
14	2	2-7-GB 15	(7:48) (Shotgun) B.Mayfield pass short left to R.Higgins to GB 1 for 14 yards (D.Savage; C.Sullivan).
13	3	1-10-CLV 48	(5:57) N.Chubb right end to GB 39 for 13 yards (T.Galeai).
13	4	1-10-CLV 28	(14:49) (Shotgun) A.Schwartz left end to CLV 41 for 13 yards (A.Amos).

Ten Longest Plays for Green Bay Packers

Yards	Qtr	Play Start	Play Description
34	1	1-10-GB 22	(:35) A.Rodgers pass deep right to A.Lazard to CLV 44 for 34 yards (G.Williams) [M.Garrett].
33	1	2-6-CLV 49	(7:55) A.Rodgers pass deep right to D.Adams to CLV 16 for 33 yards (D.Ward).
27	3	1-10-GB 10	(14:55) A.Jones left end to GB 37 for 27 yards (G.Delpit).
17	3	2-4-GB 43	(13:36) (Shotgun) A.Rodgers pass short left to D.Adams to CLV 40 for 17 yards (J.Owusu-Koramoah, A.Walker).
13	2	1-10-CLV 33	(12:55) A.Lazard right end pushed ob at CLV 20 for 13 yards (G.Williams).
12	2	1-10-CLV 24	(1:01) (Shotgun) A.Rodgers pass short left to D.Adams pushed ob at CLV 12 for 12 yards (G.Williams).
11	1	3-5-CLV 11	(5:19) (Shotgun) A.Rodgers pass short right to A.Lazard for 11 yards, TOUCHDOWN.
10	2	2-7-CLV 46	(1:15) (Shotgun) A.Rodgers pass short left to D.Adams ran ob at CLV 36 for 10 yards (R.LeCounte).
10	2	2-9-CLV 11	(:26) (Shotgun) A.Rodgers pass short right to D.Adams pushed ob at CLV 1 for 10 yards (G.Williams).
10	3	2-10-CLV 40	(12:46) (Shotgun) A.Rodgers pass short right to A.Jones to CLV 30 for 10 yards (T.Togiai).

Touchdown Scoring Information

		Offense	Defense	Special Teams
VISITOR	Cleveland Browns	3	0	0
HOME	Green Bay Packers	3	0	0

Player Scoring Information

Club	Player	TD	Rush TD	Rec TD	KO TD	Punt TD	Int TD	Fum TD	Misc TD	FG	XP	2Pt Rush	2Pt Rec	Sfty	Points
CLV	N.Chubb	0	1	0	0	0	0	0	0	0	0	0	0	0	6
CLV	A.Schwartz	0	0	1	0	0	0	0	0	0	0	0	0	0	6
CLV	H.Bryant	0	0	1	0	0	0	0	0	0	0	0	0	0	6
CLV	C.Naggar	0	0	0	0	0	0	0	0	1	1	0	0	0	4
GB	D.Adams	0	0	2	0	0	0	0	0	0	0	0	0	0	12
GB	A.Lazard	0	0	1	0	0	0	0	0	0	0	0	0	0	6
GB	M.Crosby	0	0	0	0	0	0	0	0	1	3	0	0	0	6

Possession Detail

	First Half			Second Half			Game	
	Visitor	Home		Visitor	Home		Visitor	Home
Largest Lead	6	9		0	12		6	12
Drives Leading	1	3		0	5		1	8
Time of Possession Leading	0:08	8:48		0:00	12:31		0:08	21:19
Largest Deficit	-9	-6		-12	0		-12	-6
Drives Trailing	4	2		4	0		8	2
Time of Possession Trailing	11:25	7:00		17:29	0:00		28:54	7:00
Times Score Tied Up		0			0			0
Lead Changes		2			0			2

Playtime Percentage

Percent of playtime per player on offense, defense and special teams (Unofficial)

Cleveland Browns

Green Bay Packers

Cleveland Browns					Green Bay Packers						
		Offense	Defense	Special Teams			Offense	Defense	Special Teams		
B Hance	G	68	100%	3	13%	J Runyan	G	59	100%	4	17%
J Bitonio	G	68	100%	3	13%	L Patrick	G	59	100%	4	17%
M Dunn	G	68	100%	3	13%	A Rodgers	QB	59	100%		
N Harris	C	68	100%	3	13%	D Kelly	T	59	100%		
W Teller	G	68	100%	3	13%	R Newman	T	59	100%		
B Mayfield	QB	68	100%			Y Nijman	T	56	95%	4	17%
D Peoples-Jones	WR	59	87%	5	22%	D Adams	WR	55	93%		
J Landry	WR	54	79%			A Lazard	WR	51	86%		
R Higgins	WR	44	65%			E St. Brown	WR	48	81%	4	17%
N Chubb	RB	41	60%			J Deguara	TE	33	56%	5	22%
D Njoku	TE	39	57%			A Jones	RB	33	56%		
A Hooper	TE	37	54%			A Dillon	RB	26	44%	5	22%
D Johnson	RB	26	38%	5	22%	M Lewis	TE	25	42%		
H Bryant	TE	19	28%	4	17%	T Davis	TE	13	22%	19	83%
A Schwartz	WR	11	16%			J Winfree	WR	8	14%	10	43%
A Janovich	FB	6	9%	16	70%	B Braden	G	3	5%	6	26%
D Felton	RB	4	6%	10	43%	D Dafney	TE	3	5%	5	22%
D Ward	CB		59 100%	4	17%	R Douglas	CB		68 100%	6	26%
G Williams	CB		59 100%	4	17%	D Campbell	LB		68 100%	1	4%
M Stewart	SS		57 97%	5	22%	D Savage	SS		68 100%	1	4%
G Delpit	SS		57 97%			E Stokes	CB		68 100%		
M Garrett	DE		52 88%	4	17%	A Amos	FS		68 100%		
S Day	DT		52 88%	2	9%	K Clark	NT		60 88%	1	4%
J Owusu-Koramoah	LB		44 75%	5	22%	D Lowry	DE		52 76%	6	26%
A Walker	LB		43 73%	1	4%	P Smith	LB		52 76%		
R LeCounte	FS		41 69%	10	43%	C Sullivan	CB		50 74%	1	4%
P Gustin	DE		39 66%	4	17%	R Gary	LB		50 74%		
M Jackson	DT		35 59%			K Barnes	LB		36 53%	8	35%
T Togiai	DT		25 42%	4	17%	T Lancaster	NT		34 50%	7	30%
S Takitaki	LB		21 36%	20	87%	T Slaton	DT		24 35%	7	30%
J Phillips	LB		16 27%	10	43%	T Galeai	DE		16 24%	11	48%
I Odenigbo	DE		16 27%	1	4%	J Garvin	LB		14 21%	4	17%
M Smith	LB		15 25%	4	17%	H Black	SS		11 16%	19	83%
J Jackson	DE		11 19%	9	39%	O Burks	LB		5 7%	18	78%
J Bronson	DT		7 12%	2	9%	J Heflin	DT		4 6%	3	13%
J Moffatt	SS			20	87%	I Ylalom	CB			19	83%
E Lee	LB			20	87%	I McDuffie	LB			18	78%
A Green	CB			16	70%	M Crosby	K			9	39%
H Miller	CB			16	70%	C Bojorquez	P			9	39%
A Colbert	FS			15	65%	S Davis	SS			9	39%
C Naggar	K			8	35%	S Wirtel	LS			9	39%
D Colquitt	P			4	17%	A Rodgers	WR			6	26%
C Hughlett	LS			4	17%	I Gaines	SS			5	22%
H Froholdt	G			3	13%	P Taylor	RB			5	22%
J Hudson	T			3	13%						



UPDATED BIOGRAPHIES



DAVANTE ADAMS

17

WIDE RECEIVER
FRESNO STATE

Eighth NFL Season | Eighth Packers Season



Ht: 6-1 | Wt: 215 | Born: December 24, 1992 | NFL Games Played/Started: 114/107 | Acquired: D2-14

AT A GLANCE

- » Set a franchise single-season record with 115 receptions in 2020 and tied WR Sterling Sharpe (1994) for the most receiving TDs in a season in team history with a league-best 18, becoming the first player in NFL history with 100-plus receptions and 18-plus receiving TDs in a season.
- » Earned first-team All-Pro honors from *The Associated Press* last season, becoming the first Green Bay WR to receive first-team recognition since Antonio Freeman in 1998, and was selected to his fourth straight Pro Bowl (2017-20) as he joined James Lofton (1980-85) as the only WRs in team history to be selected in four-plus consecutive seasons.
- » Led the NFL in receiving TDs, receiving yards per game (98.1) and receptions per game (8.2) in 2020, becoming the first NFL player to lead the league in all three categories since Sharpe in 1992.
- » Leads the NFL in receiving TDs (68), red-zone receiving TDs (52) and games with at least one TD catch (50) since 2016.
- » Was the only player in the league to rank in the top five in the NFL in receiving yards per game and receptions per game in each of the last three seasons (2018-20).
- » Has posted 10-plus catches in a game 18 times in his career, the most in team history (Sharpe and WR Donald Driver, seven each), and 30 career 100-yard receiving games (No. 2 in team history behind Lofton's 32).
- » Is one of only three players in NFL history to register 650-plus receptions, 7,500-plus receiving yards and 70-plus TD catches in his first eight seasons in the NFL, joining WRs Marvin Harrison and Larry Fitzgerald.
- » Ranks No. 2 in franchise history in receptions (652) and receiving TDs (72) and No. 5 in receiving yards (7,930).

2021 SEASON: Has started all 14 games he has appeared in and leads the team with 106 catches for a team-high 1,362 yards (12.8 avg.) and a team-best 10 TDs...Ranks No. 2 in the league in receptions and No. 3 in receiving yards...Ranks No. 2 in the NFL in receiving first downs (73) and in receptions of 30-plus yards (11)...Has matched his single-season career high with seven 100-yard receiving games, good for No. 2 in the NFL...Was named a Pro Bowl starter, his fifth straight selection, as he became only the second Green Bay WR to make five-plus consecutive Pro Bowls (James Lofton, six in a row from 1980-85)...Was placed on the reserve/COVID-19 list on Oct. 25 and was activated on Nov. 5...**At New Orleans (Sept. 12):** Started and played 40 of 57 snaps, pacing the team with five receptions for 56 yards (11.2 avg.). Hauled in a 31-yard pass down to the New Orleans 21 with seven seconds remaining in the first half to set up K Mason Crosby's 39-yard field goal. With his five catches on the day, brought his career reception total to 551 as he moved past WR Jordy Nelson (550) for No. 3 in team history...**Vs. Detroit (Sept. 20):** Started and appeared on 57 of 65 snaps, leading the team with eight receptions for 121 yards (15.1 avg.), the 24th 100-yard receiving game of his career as he moved into a tie with WR Don Hutson for the fourth most in team history. Posted a 50-yard reception on a third-and-12 early in the third quarter to the Detroit 26, his sixth straight season recording at least one catch of 50-plus yards...**At San Francisco (Sept. 26):** Started and played 56 of 63 snaps, leading the team with 12 receptions for 132 yards (11.0 avg.) and a TD. It marked his sixth career game with 12-plus receptions, with Hutson (two games) the only other player in franchise history to do so more than once. Posted a 1-yard TD catch in the first quarter, going in motion before coming back to make the wide-open catch in the flat. After being shaken up on a deep pass down the middle midway through the fourth quarter, returned to make two key receptions on Green Bay's game-winning drive, first hauling in a deep pass over the middle for 25 yards out to midfield and then a 17-yarder on third-and-10 to the San Francisco 33 to set up Crosby's game-winning 51-yard FG. Finished with a season-high nine receiving first downs, the second most in a game in his career behind only his 10 at Houston in 2020...**Vs. Pittsburgh (Oct. 3):** Started and played 63 of 72 snaps, posting a team-high six receptions for 64 yards (10.7 avg.). Made an 11-yard catch on a third-and-9 with just under four minutes remaining in the fourth quarter to extend Green Bay's drive and take time off the clock...**At Cincinnati (Oct. 10):** Started and played 58 of 64 snaps, posting 11 receptions for a career-high 206 yards (18.7 avg.) and a TD, the most receiving yards by a Packer since Nelson registered 209 yards vs. the N.Y. Jets on Sept. 14, 2014. Recorded a career-high six receptions (59, 34, 24, 22, 20, 17) of 16-plus yards, the most by a Packer since WR Bill Schroeder had six vs. Indianapolis on Nov. 19, 2000. It marked the 26th 100-yard receiving game of his career as he moved past Nelson (25) for sole possession of the No. 3 spot in franchise history. Matched his season high with nine receiving first downs. The performance was his seventh game since 2020 with 10-plus receptions, 100-plus receiving yards and a receiving TD, three more than any other player in the league over that span. Became only the second Packer (Hutson, 1942) to post 10-plus catches, 100-plus receiving yards and a receiving TD in back-to-back road games. It marked his 17th consecutive game with five-plus receptions, No. 2 in team history behind only Sharpe's 18-game streak in 1993-94...**At Chicago (Oct. 17):** Started and played 50 of 59 snaps, leading the team with 89 receiving yards on four catches (22.3 avg.). Midway through the fourth quarter, came out of the slot and beat CB Jaylon Johnson off the line before hauling in a pass down the sideline for a 41-yard gain to the Chicago 21...**Vs. Washington (Oct. 24):** Started and played 48 of 56 snaps, pacing the team with six receptions for a team-high 76 yards (12.7 avg.) and a TD. Capped off Green Bay's first drive with a 17-yard TD catch over the middle on fourth-and-3. Brought his career-reception total to 598 as he moved past Sharpe (595) for No. 2 in team history...**At Kansas City (Nov. 7):** Started and played 58 of 63 snaps, pacing the team with six receptions for 42 yards (7.0 avg.). His second catch of the game was the 600th of his career as he reached 600 catches/65 TD receptions in the 108th game of his career, tied with WR Larry Fitzgerald for the second fastest to those marks in NFL history behind only WR Marvin Harrison (102)...**Vs. Seattle (Nov. 14):** Started and played 70 of 74 snaps, pacing the team with seven receptions for 78 yards (11.1 avg.) and two TDs. Became the first player in NFL history to register multiple TD catches in three straight games vs. Minnesota and became the sixth player in the Super Bowl era to do it against a single opponent. Brought his career receiving-TD total against the Vikings to 12, the most by a player in NFL history. Picked up first downs on all seven of his catches...**Vs. L.A. Rams (Nov. 28):** Started and played 80 of 82 snaps, pacing the team with eight receptions for 104 yards (13.0 avg.), his 28th career 100-yard receiving game. It also marked his 17th career game with eight-plus catches and 100-plus receiving yards, tied for the most by a Packer since 1950 (Sharpe). Went over the 1,000-yard receiving mark for the second straight season and the third time in the last four years...**Vs. Chicago (Dec. 12):** Started and played 58 of 65 snaps, leading the team with 10 receptions for 121 yards (12.1 avg.) and two TDs, his fifth game since 2020 with 10-plus catches, 100-plus receiving yards and multiple receiving TDs, the most in league history over a two-season span. Became the first player in team history to register three consecutive games with seven-plus receptions and 100-plus receiving yards...**At Baltimore (Dec. 19):** Started and played 57 of 62 snaps, pacing the team with six catches for 44 yards (7.3 avg.) and a TD. Posted a 3-yard TD grab with 1:09 remaining in the first half, the 70th TD catch of his career as he moved past Nelson (69) for No. 2 all-time behind only Hutson (99)...**Vs. Cleveland (Dec. 25):** Started and played 55 of 59 snaps, leading the team with 10 receptions for 114 yards (11.4 avg.) and two TDs, his NFL-record eighth career game with 10-plus catches, 100-plus receiving yards and multiple TD catches. His first TD of the game, a 9-yarder over the middle early in the second quarter, was the 66th of his career from Rodgers as they surpassed Rodgers and Nelson (65) as the most productive TD combo in team history. Registered his 30th career 100-yard receiving game as he moved past Nelson (29) for sole possession of the No. 2 spot in team annals behind only Lofton (32).

REGULAR-SEASON COMPARISON: RECEIVING - MINNESOTA VIKINGS

DATE	OPP	W/L/T	GP/GS	REC	YDS.	AVG.	TD	LG	TGTS	YAC
10/2/14	GB vs. MIN	W	S	1	11	11.0	1	11t	4	3
11/23/14	GB @ MIN	W	S	1	10	10.0	0	10	4	2
11/22/15	GB @ MIN	W	S	3	36	12.0	0	16	4	14
1/3/16	GB vs. MIN	L	P	4	54	13.5	0	24	6	29
9/18/16	GB @ MIN	L	S	3	26	8.7	0	13	7	6
12/24/16	GB vs. MIN	W	S	4	44	11.0	1	20t	7	15
10/15/17	GB @ MIN	L	S	5	54	10.8	1	19	10	7
9/16/18	GB vs. MIN	T	S	8	64	8.0	1	16	12	9
11/25/18	GB @ MIN	L	S	5	69	13.8	1	36	8	20
9/15/19	GB vs. MIN	W	S	7	106	15.1	0	39	9	22
12/23/19	GB @ MIN	W	S	13	116	8.9	0	18	16	66
9/13/20	GB @ MIN	W	S	14	156	11.1	2	40	17	43
11/1/20	GB vs. MIN	L	S	7	53	7.6	3	15	11	14
11/21/21	GB @ MIN	L	S	7	115	16.4	2	37	8	55
TOTALS			7/6/1 14/13	82	914	11.1	12	40	123	305

DAVANTE ADAMS' NFL REGULAR-SEASON RECEIVING STATISTICS

RECEIVING									
DATE	TEAM	GP	GS	NO.	YDS.	AVG.	LG	TD	
2014	Packers	16	11	38	446	11.7	45	3	
2015	Packers	13	12	50	483	9.7	40	1	
2016	Packers	16	15	75	997	13.3	66t	12	
2017	Packers	14	14	74	885	12.0	55t	10	
2018	Packers	15	15	111	1,386	12.5	57	13	
2019	Packers	12	12	83	997	12.0	58	5	
2020	Packers	14	14	115	1,374	11.9	56t	18	
2021	Packers	14	14	106	1,362	12.8	59	10	
NFL TOTALS		114	107	652	7,930	12.2	66t	72	

DAVANTE ADAMS' NFL POSTSEASON RECEIVING STATISTICS

RECEIVING									
DATE	TEAM	GP	GS	NO.	YDS.	AVG.	LG	TD	
2014	Packers	2	2	8	124	15.5	46t	1	
2015	Packers	1	0	4	48	12.0	20	1	
2016	Packers	3	3	16	217	13.6	32	2	
2019	Packers	2	2	17	298	17.5	65	2	
2020	Packers	2	2	18	133	7.4	21	2	
NFL TOTALS		10	9	63	820	13.0	65	8	

SINGLE-GAME HIGHS: RECEIVING

Receptions	14 at Minnesota Vikings, Sep 13, 2020 13 at Houston Texans, Oct 25, 2020 ...2 more at 13.	All-Purpose Yards	206 at Cincinnati Bengals, Oct 10, 2021 196 at Houston Texans, Oct 25, 2020 3 vs. Tennessee Titans, Dec 27, 2020
Receiving Yards	206 at Cincinnati Bengals, Oct 10, 2021 196 at Houston Texans, Oct 25, 2020	Most TDs	3 vs. Minnesota Vikings, Nov 01, 2020
Longest Receptions	66t vs. Seattle Seahawks, Dec 11, 2016 59 at Cincinnati Bengals, Oct 10, 2021	Receiving Average	26.6 at Los Angeles Rams, Oct 28, 2018 26.0 vs. Seattle Seahawks, Dec 11, 2016 ...1 more at 26.0.
Receiving TDs	3 vs. Tennessee Titans, Dec 27, 2020 3 vs. Minnesota Vikings, Nov 01, 2020		

SINGLE-GAME HIGHS - POSTSEASON: RECEIVING

Receptions	9 vs. Tampa Bay Buccaneers, Jan 24, 2021 9 vs. Los Angeles Rams, Jan 16, 2021 ...1 more at 9.	All-Purpose Yards	160 vs. Seattle Seahawks, Jan 12, 2020 138 at San Francisco 49ers, Jan 19, 2020
Receiving Yards	160 vs. Seattle Seahawks, Jan 12, 2020 138 at San Francisco 49ers, Jan 19, 2020	Most TDs	2 vs. Seattle Seahawks, Jan 12, 2020 1 vs. Tampa Bay Buccaneers, Jan 24, 2021 ...5 more at 1.
Longest Receptions	65 at San Francisco 49ers, Jan 19, 2020 46t vs. Dallas Cowboys, Jan 11, 2015	Receiving Average	20.0 vs. Seattle Seahawks, Jan 12, 2020 16.7 vs. Dallas Cowboys, Jan 11, 2015
Receiving TDs	2 vs. Seattle Seahawks, Jan 12, 2020 1 vs. Tampa Bay Buccaneers, Jan 24, 2021 ...5 more at 1.		

100-YARD RECEIVING GAMES (30): REGULAR-SEASON

DATE	TEAM	NO.	YDS.	AVG.	LG	TD
11/30/14	PATRIOTS	6	121	20.2	45	0
10/20/16	BEARS	13	132	10.2	24	2
11/13/16	at Titans	6	156	26.0	46	0
11/28/16	at Eagles	5	113	22.6	50	2
12/11/16	SEAHAWKS	4	104	26.0	66t	1
11/19/17	RAVENS	8	126	15.8	33	0
10/07/18	at Lions	9	140	15.6	30	1
10/15/18	49ERS	10	132	13.2	38	2
10/28/18	at Rams	5	133	26.6	48	0
11/15/18	at Seahawks	10	166	16.6	57	0
12/16/18	at Bears	8	119	14.9	28	0
09/15/19	VIKINGS	7	106	15.1	39	0
09/26/19	EAGLES	10	180	18.0	58	0
11/10/19	PANTHERS	7	118	16.9	38	0
12/15/19	BEARS	7	103	14.7	34	1
12/23/19	at Vikings	13	116	8.9	18	0
09/13/20	at Vikings	14	156	11.1	40	2
10/25/20	at Texans	13	196	15.1	45t	2
11/05/20	at 49ers	10	173	17.3	49	1
11/22/20	at Colts	7	106	15.1	33	1
12/06/20	EAGLES	10	121	12.1	42	2
12/13/20	at Lions	7	115	16.4	56t	1
12/27/20	TITANS	11	142	12.9	32	3
09/20/21	LIONS	8	121	15.1	50	0
09/26/21	at 49ers	12	132	11.0	25	1
10/10/21	at Bengals	11	206	18.7	59	1
11/21/21	at Vikings	7	115	16.4	37	2
11/28/21	RAMS	8	104	13.0	43	0
12/12/21	BEARS	10	121	12.1	38t	2
12/25/21	BROWNS	10	114	11.4	33	2

100-YARD RECEIVING GAMES (4): POSTSEASON

DATE	TEAM	NO.	YDS.	AVG.	LG	TD
01/11/15	COWBOYS	7	117	16.7	46t	1
01/08/17	GIANTS	8	125	15.6	31	1
01/12/20	SEAHAWKS	8	160	20.0	40t	2
01/19/20	at 49ers	9	138	15.3	65	0

NFL debut: at Seattle, 9/4/14**First NFL start:** vs. Minnesota, 10/2/14**First NFL reception:** vs. N.Y. Jets, 9/14/14 (4 yards, A.Rodgers)**First NFL TD reception:** vs. Minnesota, 10/2/14 (11 yards, A.Rodgers)**CAREER TRANSACTIONS**

2014 - Selected by Green Bay Packers in the second round (53rd overall) of '14 NFL Draft, May 9...Signed first contract, June 12.

2017 - Signed contract extension, Dec. 29.

2021 GXG REGULAR SEASON (PACKERS)

DATE	OPPONENT	P/S	RECEIVING				TD
			NO.	YDS.	AVG.	LG	
09/12	at Saints	S	5	56	11.2	31	0
09/20	Lions	S	8	121	15.1	50	0
09/26	at 49ers	S	12	132	11.0	25	1
10/03	Steelers	S	6	64	10.7	21	0
10/10	at Bengals	S	11	206	18.7	59	1
10/17	at Bears	S	4	89	22.3	41	0
10/24	Washington	S	6	76	12.7	26	1
10/28	at Cardinals		RESERVE/COVID-19				
11/07	at Chiefs	S	6	42	7.0	14	0
11/14	Seahawks	S	7	78	11.1	34	0
11/21	at Vikings	S	7	115	16.4	37	2
11/28	Rams	S	8	104	13.0	43	0
12/12	Bears	S	10	121	12.1	38t	2
12/19	at Ravens	S	6	44	7.3	16	1
12/25	Browns	S	10	114	11.4	33	2
2021 TOTALS	14-14		106	1,362	12.8	59	10

JAIRE ALEXANDER

23

CORNERBACK
LOUISVILLE

Fourth NFL Season | Fourth Packers Season



Ht: 5-10 | Wt: 196 | Born: February 9, 1997 | NFL Games Played/Started: 48/46 | Acquired: D1-18

AT A GLANCE

- » After leading the team in passes defended for the third straight season (13, 23, 15), was named to his first career Pro Bowl, earned second-team All-Pro honors from *The Associated Press* and was selected to the All-NFC team by the Pro Football Writers of America in 2020.
- » Named a Pro Bowl alternate after starting all 16 games and posting a career-high 23 passes defended in 2019. Also started both postseason contests and ranked No. 2 on the team with 13 tackles (10 solo).
- » Was named to the PFWA's All-Rookie team in 2018, becoming just the second Packers CB to be honored since 1974 (CB Casey Hayward, 2012).
- » Appeared in 13 games with 11 starts as a rookie and ranked No. 2 on the team with 76 tackles (61 solo) while adding a half-sack, three tackles for a loss, an interception and a QB pressure.
- » In Week 8 at the Los Angeles Rams, finished with five passes defended, the most by a Green Bay defender during the 2018 season.
- » Earned second-team All-Atlantic Coast Conference recognition as a sophomore in 2016 after posting a team-high five INTs (tied for No. 11 in the country) along with a career-best 39 tackles (31 solo) and 14 passes defended.

2021 SEASON: Started the first four contests, posting 13 tackles (nine solo), an interception and three passes defended...Voted a captain by his teammates for the first time in his career...Suffered a shoulder injury in Week 4 and was placed on injured reserve on Oct. 9...**At New Orleans (Sept. 12):** Started and tied for the second-most snaps played on defense (56), recording four tackles (two solo)...**vs. Detroit (Sept. 20):** Tied for No. 4 on the team with four tackles (three solo)...**At San Francisco (Sept. 26):** Tied for No. 3 on the team with five tackles (four solo), led the team with a season-high three passes defended and posted first interception of the season, picking off QB Jimmy Garoppolo and returning the INT 30 yards to the SF 32-yard line in the second quarter. It was the second-longest INT return of his career (37 yards at Dallas, Oct. 6, 2019)...**vs. Pittsburgh (Oct. 3):** Started and played 36 snaps before a shoulder injury sidelined him late in the third quarter.

REGULAR-SEASON COMPARISON: DEFENSIVE - MINNESOTA VIKINGS

DATE	OPP	TACKLES										MISC			
		W/L	GP/GS	TOT	SOLO	ASST	SACK	YDS.	INT	TFL	PD	QBH	TD	FF	FR
9/16/18	GB vs. MIN	T	P	7	6	1	0.5	3.0	0	1	0	1	0	0	0
11/25/18	GB @ MIN	L	S	7	6	1	0.0	0.0	0	1	0	0	0	0	
9/15/19	GB vs. MIN	W	S	3	2	1	0.0	0.0	0	0	2	0	0	0	
12/23/19	GB @ MIN	W	S	2	2	0	0.0	0.0	0	0	0	0	0	0	
9/13/20	GB @ MIN	W	S	5	4	1	1.0	4.0	1	1	1	1	0	0	
11/1/20	GB vs. MIN	L	S	5	5	0	0.0	0.0	0	0	0	0	0	0	
TOTALS		3/2/1	6/5	29	25	4	1.5	7.0	1	3	3	2	0	0	

JAIRE ALEXANDER'S NFL REGULAR-SEASON DEFENSIVE STATISTICS

YEAR	TEAM	GP	GS	TACKLES							INTERCEPTIONS							ST			MISC							
				TK	S	A	TFL	YDS	SK	YDS	QBH	NO	YDS	LG	TD	PD	FF	FR	TD	YDS	TK	S	A	FF	FR	S	A	
2018	Packers	13	11	64	59	5	3	27	0.5	3.0	1	1	27	27	0	11	0	0	0	0	0	2	2	0	0	2	0	0
2019	Packers	16	16	58	50	8	2	4	0.0	0.0	0	2	37	37	0	17	1	1	0	0	0	0	0	0	0	0	0	0
2020	Packers	15	15	51	40	11	2	6	1.0	4.0	1	1	-4	0	13	1	0	0	0	0	0	0	0	0	0	0	0	0
2021	Packers	4	4	13	9	4	0	0	0.0	0.0	0	1	30	30	0	3	0	0	0	0	0	0	0	0	0	0	0	0
NFL TOTALS		48	46	186	158	28	7	37	1.5	7.0	2	5	90	37	0	44	2	1	0	0	0	2	2	0	0	2	0	0

JAIRE ALEXANDER'S NFL POSTSEASON DEFENSIVE STATISTICS

YEAR	TEAM	GP	GS	TACKLES							INTERCEPTIONS							ST			MISC							
				TK	S	A	TFL	YDS	SK	YDS	QBH	NO	YDS	LG	TD	PD	FF	FR	TD	YDS	TK	S	A	FF	FR	S	A	
2019	Packers	2	2	12	10	2	0	0	0.0	0.0	0	0	0	0	0	0	0	0	0	0	0	0	0	0	0	0	0	0
2020	Packers	2	2	4	3	1	1	3	0.0	0.0	0	2	16	16	0	3	0	0	0	0	0	0	0	0	0	0	0	0
NFL TOTALS		4	4	16	13	3	1	3	0.0	0.0	0	2	16	16	0	4	0	0	0	0	0	0	0	0	0	0	0	0

SINGLE-GAME HIGHS: DEFENSIVE

Total Tackles	12 vs. Atlanta Falcons, Dec 09, 2018	Tackles For Loss	1 at New Orleans Saints, Sep 27, 2020
	10 vs. Minnesota Vikings, Sep 16, 2020		1 at Minnesota Vikings, Sep 13, 2020
Sacks	1.0 at Minnesota Vikings, Sep 13, 2020		...5 more at 1
	0.5 vs. Minnesota Vikings, Sep 16, 2020	Interceptions	1 at San Francisco 49ers, Sep 26, 2021
Passes Defensed	5 at Los Angeles Rams, Oct 28, 2018		1 at Minnesota Vikings, Sep 13, 2020
	4 vs. Minnesota Vikings, Sep 15, 2019		...3 more at 1
Forced Fumbles	1 at Chicago Bears, Jan 03, 2021	Interception Return Yards	37 at Dallas Cowboys, Oct 06, 2019
	1 vs. Denver Broncos, Sep 22, 2019		27 vs. Buffalo Bills, Sep 30, 2018
Fumble Recoveries	1 vs. Denver Broncos, Sep 22, 2019	Safeties	1 at Minnesota Vikings, Sep 13, 2020

NFL debut: vs. Chicago, 9/9/18
First NFL start: at Washington, 9/23/18
First NFL sack: vs Minnesota, 9/16/18 (½, K.Cousins)
First NFL interception: vs. Buffalo, 9/30/18 (J.Allen)

CAREER TRANSACTIONS

2018 - Selected by Green Bay Packers in the first round (18th overall) of '18 NFL Draft, April 26 (pick obtained from Seattle along with a seventh-round choice for Packers' first-round pick that was originally obtained from New Orleans and a third-round choice and sixth-round pick)...Signed first contract, May 7.

2021 GXG REGULAR SEASON (PACKERS)

DATE	OPPONENT	P/S	TK	S	SK	YDS	INT	PD	FF	FR	TD
09/12	at Saints	S	4	2	0	0	0	0	0	0	0
09/20	Lions	S	4	3	1	0	0	0	0	0	0
09/26	at 49ers	S	5	4	1	0	0	1	3	0	0
10/03	Steelers	S	0	0	0	0	0	0	0	0	0
10/10	at Bengals										
10/17	at Bears										
10/24	Washington										
10/28	at Cardinals										
11/07	at Chiefs										
11/14	Seahawks										
11/21	at Vikings										
11/28	Rams										
12/12	Bears										
12/19	at Ravens										
12/25	Browns										
2021 TOTALS		4-4	13	9	4	0	0	1	3	0	0

ADRIAN AMOS

31

SAFETY
PENN STATE

Seventh NFL Season | Third Packers Season



Ht: 6-0 | Wt: 214 | Born: April 29, 1993 | NFL Games Played/Started: 107/103 | Acquired: UFA (Chi.)-19

AT A GLANCE

- » Currently one of three safeties in the NFL (BUF Jordan Poyer and DEN Justin Simmons) with multiple INTs and 70-plus tackles each of the last four seasons (2018-21).
- » Ranks No. 3 among active NFL safeties in consecutive games started (64).
- » In both of his first two years with the Packers (2019-20), registered 80-plus tackles (87, 83), 60-plus solo tackles (64, 65), eight-plus passes defended (eight, nine) and multiple interceptions (two, two) while starting all 32 contests.
- » Finished the 2020 regular season ranked No. 1 on the team in both tackles (83) and solo tackles (65), tied for No. 2 and tied a career high in INTs (two), and ranked No. 3 on the team and set a career high in passes defended (nine) while also posting career highs in sacks (two) and QB hits (three).
- » Named an alternate for the Pro Bowl in 2019 after starting all 16 games and finishing No. 3 on the team with 87 tackles (64 solo) in his first season with the Packers.
- » Played in 60 games with 56 starts for the Chicago Bears over four seasons (2015-18), recording 305 tackles (244 solo), 17 passes defended, three interceptions, three forced fumbles, three fumble recoveries, 13 tackles for a loss, two sacks and six tackles on special teams. The Bears finished in the top 10 in the NFL in points allowed in each of his final two seasons (No. 1 in 2018 and No. 9 in 2017).
- » Named to PFWA's All-Rookie team in 2015 after he became the first Bears rookie to lead the team in tackles (based on coaches' review) since LB Brian Urlacher in 2000.
- » In 49 career games (38 starts) at Penn State, notched 149 tackles, seven interceptions, 19 pass breakups, three sacks and nine tackles for a loss and earned All-Big Ten honorable mention three times.

2021 SEASON: Has started all 15 contests and ranks No. 2 on the team with 84 tackles and 68 solo tackles...Also has two interceptions (tied for No. 3 on the team) and eight passes defended (No. 4 on the team)...Has posted five-plus tackles in nine games...**At New Orleans (Sept. 12):** Started and set team highs in defensive snaps played (60) and total tackles (nine) while tying for the team lead in solo tackles (seven)...**Vs. Detroit (Sept. 20):** Finished No. 2 on the team with a season-high 10 tackles (nine solo) while playing all 57 defensive snaps. It was the fifth 10-plus tackle game of his career and second as a Packer...**At San Francisco (Sept. 26):** One of five GB defenders to play all 70 snaps on defense and tied for No. 3 on the team with five tackles (all solo)...**Vs. Pittsburgh (Oct. 3):** One of four GB defenders to play on all 60 snaps, posting five tackles (three solo)...**At Cincinnati (Oct. 10):** Tied for the team lead with eight tackles (six solo) while also recording a pass defended and intercepting QB Joe Burrow on the first drive of the third quarter on a deep ball to give the Packers the ball at their own 18-yard line. Green Bay's ensuing drive resulted in a 44-yard field goal by Mason Crosby to extend the lead to 19-14...**At Chicago (Oct. 17):** One of three players to play all 61 defensive snaps, recording three tackles (all solo)...**Vs. Washington (Oct. 24):** Finished tied for No. 3 on the team with six tackles (all solo) and led the Packers with two passes defended. With WFT on the GB 3-yard line, recorded a pass defended, defending TE Ricky Seals-Jones in the end zone on fourth-and-2 with just over a minute left in the third quarter...**At Arizona (Oct. 28):** Played all 59 defensive snaps, recording five tackles (three solo)...**At Kansas City (Nov. 7):** Saw action on all 65 defensive snaps and finished with four tackles (two solo)...**Vs. Seattle (Nov. 16):** Played all 61 defensive snaps, recording four tackles (three solo), an interception and tied his career high with a team-best three passes defended. With Green Bay protecting a 10-0 lead with just over eight minutes to play in the third quarter, intercepted a deep pass from QB Russell Wilson in the end zone for a touchback. The Packers scored on the ensuing drive to take a 17-0 lead...**At Minnesota (Nov. 21):** Saw action on all 70 defensive snaps, recording three tackles (two solo)...**Vs. L.A. Rams (Nov. 28):** Played on all 62 defensive snaps, recording four tackles (all solo). Late in the first quarter, stopped Darrell Henderson Jr. for a gain of 1 yard on third-and-2 and then stopped Henderson on the next play for no gain to give GB the ball at the LAR 29-yard line. The Packers converted a field goal four plays later to take a 10-0 lead...**Vs. Chicago (Dec. 12):** One of three players to appear on all 62 defensive snaps, recording four tackles (three solo) and a pass defended...**At Baltimore (Dec. 19):** Finished tied for No. 2 on the team with eight tackles (seven solo) and tallied a pass defended. Was one of five defensive players to appear on all 70 snaps...**Vs. Cleveland (Dec. 25):** Played on all 68 defensive snaps and finished with five tackles (all solo).

REGULAR-SEASON COMPARISON: DEFENSIVE - MINNESOTA VIKINGS

DATE	OPP	W/L	GP/GS	TACKLES							MISC						
				TOT	SOLO	ASST	SACK	YDS.	INT	TFL	PD	QBH	TD	FF	FR		
9/15/19	GB vs. MIN	W	S	3	3	0	0.0	0.0	0	1	0	0	0	0	0	0	
12/23/19	GB @ MIN	W	S	2	1	1	0.0	0.0	0	0	0	0	0	0	0	0	
9/13/20	GB @ MIN	W	S	3	2	1	0.0	0.0	0	0	0	0	0	0	0	0	
11/1/20	GB vs. MIN	L	S	7	6	1	0.0	0.0	0	1	0	0	0	0	0	0	
11/21/21	GB @ MIN	L	S	3	2	1	0.0	0.0	0	0	0	0	0	0	0	0	
TOTALS			3/2	5/5	18	14	4	0.0	0.0	0	2	0	0	0	0	0	

ADRIAN AMOS' NFL REGULAR-SEASON DEFENSIVE STATISTICS

YEAR	TEAM	GP	GS	TK	S	TACKLES							INTERCEPTIONS							ST			MISC											
						A	TFL	YDS	SK	YDS	QBH	NO	YDS	LG	TD	PD	FF	FR	TD	YDS	TK	S	A	FF	S	A								
2015	Bears	16	16	67	57	10	2	8	1.0	7.0	1	0	0	0	0	2	0	0	0	0	0	0	0	0	0	0	0	0	0	0	0	0	0	
2016	Bears	15	14	62	54	8	3	8	0.0	0.0	0	0	0	0	5	1	1	0	21	3	3	0	0	0	0	0	0	0	0	0	0	0	0	
2017	Bears	13	10	67	60	7	6	11	0.0	0.0	0	1	90	90t	1	3	2	1	0	4	2	2	0	0	0	0	0	0	0	0	0	0	0	0
2018	Bears	16	16	72	58	14	2	4	1.0	2.0	1	2	27	26	0	9	0	1	15	1	1	0	0	0	0	0	0	0	0	0	0	0	0	0
2019	Packers	16	16	81	65	16	4	8	1.0	4.0	1	2	12	9	0	8	0	0	0	3	3	0	0	0	0	0	0	0	0	0	0	0	0	0
2020	Packers	16	16	83	65	18	4	17	2.0	12.0	3	2	47	24	0	9	0	1	0	0	0	0	0	0	0	0	0	0	0	0	0	0	0	0
2021	Packers	15	15	84	68	16	0	0	0.0	0.0	0	2	0	0	0	8	0	0	0	0	0	0	0	0	0	0	0	0	0	0	0	0	0	0
NFL TOTALS		107	103	516	427	89	21	56	5.0	25.0	6	9	176	90t	1	44	3	4	0	40	9	9	0	0	0	0	0	0	0	0	0	0	0	0

ADRIAN AMOS' NFL POSTSEASON DEFENSIVE STATISTICS

YEAR	TEAM	GP	GS	TACKLES							INTERCEPTIONS							ST				MISC					
				TK	S	A	TFL	YDS	SK	YDS	QBH	NO	YDS	LG	TD	PD	FF	FR	TD	YDS	TK	S	A	FF	FR	S	A
2018	Bears	1	1	6	5	1	0	0	0.0	0.0	0	1	0	0	0	2	0	0	0	0	0	0	0	0	0	0	0
2019	Packers	2	2	9	5	4	0	0	0.0	0.0	0	0	0	0	0	1	0	0	0	0	0	0	0	0	0	0	
2020	Packers	2	2	8	6	2	0	0	0.0	0.0	0	1	0	0	0	1	0	0	0	0	0	0	0	0	0	0	
NFL TOTALS		5	5	23	16	7	0	0	0.0	0.0	0	2	0	0	0	4	0	0	0	0	0	0	0	0	0	0	

SINGLE-GAME HIGHS: DEFENSIVE

Total Tackles 11 at Minnesota Vikings, Dec 31, 2017
11 vs. Detroit Lions, Oct 02, 2016
...1 more at 11.

Sacks 1.0 vs. Carolina Panthers, Dec 19, 2020
1.0 at Houston Texans, Oct 25, 2020
...3 more at 1.0.

Passes Defensed 3 vs. Seattle Seahawks, Nov 14, 2021
3 vs. Carolina Panthers, Dec 19, 2020

Forced Fumbles 1 at Philadelphia Eagles, Nov 26, 2017
1 at New Orleans Saints, Oct 29, 2017
...1 more at 1.

Fumble Recoveries 1 at Houston Texans, Oct 25, 2020
1 vs. Detroit Lions, Nov 11, 2018
...2 more at 1.

Tackles For Loss 2 vs. Minnesota Vikings, Sep 15, 2019
2 at Minnesota Vikings, Dec 31, 2017
...1 more at 2.

Interceptions 1 vs. Seattle Seahawks, Nov 14, 2021
1 at Cincinnati Bengals, Oct 10, 2021
...7 more at 1.

Interception Return Yards 90 at Baltimore Ravens, Oct 15, 2017
26 vs. Minnesota Vikings, Nov 18, 2018

Longest Opponent's Fumble Return 21 at Dallas Cowboys, Sep 25, 2016
15 vs. Detroit Lions, Nov 11, 2018

NFL debut/first start: vs. Green Bay, 9/13/15

First NFL interception: at Baltimore, 10/15/17 (J.Flacco)

First NFL sack: vs. Denver, 11/22/15 (B.Osweiler)

Touchdowns: at Baltimore, 10/15/17, 90-yard INT return (J.Flacco)

CAREER TRANSACTIONS

2015 - Selected by Chicago Bears in the fifth round (142nd overall) of '15 NFL Draft, May 2...Signed first contract, May 8.

2019 - Signed by Green Bay Packers as unrestricted free agent, March 14.

2021 GXG REGULAR SEASON (PACKERS)

DATE	OPPONENT	P/S	TK	S	A	SK	YDS	INT	PD	FF	FR	TD
09/12	at Saints	S	9	7	2	0	0	0	0	0	0	0
09/20	Lions	S	10	9	1	0	0	0	0	0	0	0
09/26	at 49ers	S	5	5	0	0	0	0	0	0	0	0
10/03	Steelers	S	5	3	2	0	0	0	0	0	0	0
10/10	at Bengals	S	9	6	3	0	0	1	1	0	0	0
10/17	at Bears	S	3	3	0	0	0	0	0	0	0	0
10/24	Washington	S	6	6	0	0	0	0	2	0	0	0
10/28	at Cardinals	S	5	3	2	0	0	0	0	0	0	0
11/07	at Chiefs	S	4	2	2	0	0	0	0	0	0	0
11/14	Seahawks	S	4	3	1	0	0	1	3	0	0	0
11/21	at Vikings	S	3	2	1	0	0	0	0	0	0	0
11/28	Rams	S	4	4	0	0	0	0	0	0	0	0
12/12	Bears	S	4	3	1	0	0	0	1	0	0	0
12/19	at Ravens	S	8	7	1	0	0	0	1	0	0	0
12/25	Browns	S	5	5	0	0	0	0	0	0	0	0
2021 TOTALS		15-15	84	68	16	0	0	0	2	8	0	0

DAVID BAKHTIARI

69

TACKLE
COLORADO

Ninth NFL Season | Ninth Packers Season



Ht: 6-4 | Wt: 310 | Born: September 30, 1991 | NFL Games Played/Started: 118/118 | Acquired: D4a-13

AT A GLANCE

- » Earned first-team All-Pro honors from *The Associated Press* in 2020, his second time receiving first-team recognition in the last three seasons as he became the only tackle in the league to earn first-team or second-team recognition each of the last five seasons (2016-20).
- » Is one of just two Green Bay offensive tackles in team history (Forrest Gregg, 1962-67) to earn AP All-Pro recognition in five-plus consecutive seasons.
- » Was named to his third career Pro Bowl last season (also 2016 and 2019), his second straight year as an original selection.
- » When he earned first-team AP All-Pro honors in 2018, became the first Packers offensive tackle to earn first-team recognition since Gregg in 1967.
- » Has started all 118 regular-season games he has appeared in at LT since entering the league in 2013. Has opened all 16 regular-season games in five of his eight seasons in the NFL.
- » In 2013, became the first rookie to start every game at LT for Green Bay since the league went to a 16-game schedule in 1978.

2021 SEASON: Placed on reserve/physically unable to perform list on Aug. 31...Activated off of reserve/physically unable to perform on Nov. 10.

DAVID BAKHTIARI'S NFL REGULAR-SEASON STATISTICS

DATE	TEAM	GP	GS
2013	Packers	16	16
2014	Packers	16	16
2015	Packers	14	14
2016	Packers	16	16
2017	Packers	12	12
2018	Packers	16	16
2019	Packers	16	16
2020	Packers	12	12
NFL TOTALS		118	118

DAVID BAKHTIARI'S NFL POSTSEASON STATISTICS

DATE	TEAM	GP	GS
2013	Packers	1	1
2014	Packers	2	2
2015	Packers	1	1
2016	Packers	3	3
2019	Packers	2	2
NFL TOTALS		9	9

NFL debut/first start: at San Francisco, 9/8/13

CAREER TRANSACTIONS

2013 - Selected by Green Bay Packers as first of three choices in the fourth round (129th overall) of '13 NFL Draft, April 27...Signed first contract, May 10.

2016 - Signed contract extension, Sept. 13.

2020 - Signed contract extension, Nov. 14.

2021 - Placed on reserve/physically unable to perform, Aug. 31...Activated off the reserve/physically unable to perform list, Nov. 10.

KRYS BARNES

51

LINEBACKER
UCLA

Second NFL Season | Second Packers Season



Ht: 6-2 | Wt: 229 | Born: April 2, 1998 | NFL Games Played/Started: 27/21 | Acquired: FA-20

AT A GLANCE

- » Played in 13 games with 10 starts as a rookie in 2020, leading NFL undrafted rookies with 78 tackles (47 solo) and five tackles for a loss. Also started both of the team's playoff games, leading the Packers with 13 tackles (eight solo).
- » Became just the third undrafted player since 2000 to record 75-plus tackles as a rookie (Paul Worrlow and Joplo Bartu, 2013).
- » Played in 43 games with 31 starts in his four seasons at UCLA, recording 212 tackles (139 solo), 21 tackles for a loss, five sacks, a forced fumble, two interceptions and 15 passes defended.
- » Was presented the Kenneth S. Washington Most Outstanding Senior Award at UCLA's team banquet following the 2019 season.
- » Attended Liberty High School in Bakersfield, Calif., where he was a teammate of Packers QB Jordan Love. Was named to the PrepStar Dream Team and was selected to the Tacoma News-Tribune's Western 100 as a senior.

2021 SEASON: Has started 11 of the 14 games he has appeared in at ILB, logging 67 tackles (48 solo), a sack, three TFLs and a fumble recovery, two tackles and a FR on special teams...Ranks No. 3 on the team in tackles...**At New Orleans (Sept. 12):** Started and finished with eight tackles (seven solo), which was the third-highest total for his career and was good for second on the team behind S Adrian Amos' nine tackles...**Vs. Detroit (Sept. 20):** Started and recorded four solo tackles and recovered a fumbled snap from Lions QB Jared Goff late in the third quarter, which set the Green Bay offense up at the DET 23 yard-line and led to a Packers TD to extend the lead...**At San Francisco (Sept. 26):** Made three tackles (one solo) before exiting the game with a concussion in the second quarter...**Vs. Pittsburgh (Oct. 3):** Inactive (concussion)...**At Cincinnati (Oct. 10):** Returned from his one-game absence and played on 23 snaps. Logged his first sack of the season, taking down QB Joe Burrow for a loss of 8 yards in the first quarter. Finished with six tackles (three solo), a sack and a QB hit...**At Chicago (Oct. 17):** Started and played 13 snaps, recording a solo tackle...**Vs. Washington (Oct. 24):** Played on 17 defensive snaps, 13 special teams snaps and recorded a special teams tackle...**At Arizona (Oct. 28):** Started and played on 38 snaps, logging four tackles (two solo)...**At Kansas City (Nov. 7):** Led the team with a season-high nine tackles (seven solo), on 42 snaps of work...**Vs. Seattle (Nov. 14):** Started and played on 26 snaps, recording five tackles (four solo)...**At Minnesota (Nov. 21):** Played on 37 snaps and recorded four tackles (two solo) and a tackle on special teams...**Vs. L.A. Rams (Nov. 28):** Logged a team-high nine tackles (seven solo), had his first career PD and recovered a fumble on a Rams punt return that gave the Packers' the ball at the Rams' 27-yard line...**Vs. Chicago (Dec. 12):** Played on 36 snaps, tallying five tackles (three solo) and a PD...**At Baltimore (Dec. 19):** Played on 43 defensive snaps, logging four tackles (three solo) and a TFL...**Vs. Cleveland (Dec. 25):** Played on 36 snaps and logged five tackles (four solo).

REGULAR-SEASON COMPARISON: DEFENSIVE - MINNESOTA VIKINGS

DATE	OPP	W/L	GP/GS	TACKLES							MISC					
				TOT	SOLO	ASST	SACK	YDS.	INT	TFL	PD	QBH	TD	FF	FR	
9/13/20	GB @ MIN	W	S	6	4	2	0.0	0.0	0	2	0	0	0	0	0	0
11/1/20	GB vs. MIN	L	S	4	1	3	0.0	0.0	0	0	0	0	0	0	0	0
11/21/21	GB @ MIN	L	S	4	2	2	0.0	0.0	0	0	0	0	0	0	0	0
TOTALS		1/2	3/3	14	7	7	0.0	0.0	0	2	0	0	0	0	0	0

KRYS BARNES' NFL REGULAR-SEASON DEFENSIVE STATISTICS

YEAR	TEAM	GP	GS	TK	S	A	TACKLES					INTERCEPTIONS					ST			MISC								
							TFL	YDS	SK	YDS	QBH	NO	YDS	LG	TD	PD	FF	FR	TD	YDS	TK	S	A	FF	FR	S	A	
2020	Packers	13	10	78	47	31	5	15	1.0	5.0	1	0	0	0	0	1	0	0	2	2	0	0	0	0	0	0	0	0
2021	Packers	14	11	67	48	19	3	10	1.0	8.0	1	0	0	0	2	1	0	1	2	2	0	1	0	0	0	1	0	0
NFL TOTALS		27	21	145	95	50	8	25	2.0	13.0	2	0	0	0	2	1	1	0	4	4	0	1	0	0	0	0	0	0

KRYS BARNES' NFL POSTSEASON DEFENSIVE STATISTICS

YEAR	TEAM	GP	GS	TK	S	A	TACKLES					INTERCEPTIONS					ST			MISC								
							TFL	YDS	SK	YDS	QBH	NO	YDS	LG	TD	PD	FF	FR	TD	YDS	TK	S	A	FF	FR	S	A	
2020	Packers	2	2	13	8	5	0	0	0.0	0.0	0	0	0	0	0	1	0	0	0	0	0	0	0	0	0	0	0	0
NFL TOTALS		2	2	13	8	5	0	0	0.0	0.0	0	0	0	0	0	1	0	0	0	0	0	0	0	0	0	0	0	0

SINGLE-GAME HIGHS: DEFENSIVE

Total Tackles 14 at Chicago Bears, Jan 03, 2021
10 at Tampa Bay Buccaneers, Oct 18, 2020

Sacks 1.0 at Cincinnati Bengals, Oct 10, 2021
1.0 at Houston Texans, Oct 25, 2020

Passes Defensed 1 vs. Chicago Bears, Dec 12, 2021
1 vs. Los Angeles Rams, Nov 28, 2021

Forced Fumbles 1 vs. Carolina Panthers, Dec 19, 2020

Fumble Recoveries 1 vs. Detroit Lions, Sep 20, 2021

Tackles For Loss 2 at Minnesota Vikings, Sep 13, 2020
1 at Baltimore Ravens, Dec 19, 2021
...5 more at 1.

Special Teams Tackles 1 at Minnesota Vikings, Nov 21, 2021
1 vs. Washington Football Team, Oct 24, 2021
...2 more at 1.

Special Teams Fumble Recoveries 1 vs. Los Angeles Rams, Nov 28, 2021

Longest Opponent's Fumble Return 1 vs. Los Angeles Rams, Nov 28, 2021

NFL debut/first start: at Minnesota, 9/13/20
First NFL sack: at Houston, 10/25/20 (D.Watson)

CAREER TRANSACTIONS

2020 - Signed by Green Bay Packers as undrafted free agent, April 30...Signed by Packers to practice squad, Sept. 6...Signed from practice squad to active roster, Sept. 12...Placed on reserve/COVID-19 list, Nov. 6...Activated from reserve/COVID-19 list, Dec. 2.

2021 GXG REGULAR SEASON (PACKERS)

DATE	OPPONENT	P/S	T	K	S	A	SK	YDS	INT	PD	FF	FR	TD
09/12	at Saints	S	8	7	1	0	0	0.0	0	0	0	0	0
09/20	Lions	S	4	4	0	0	0	0.0	0	0	0	1	0
09/26	at 49ers	S	3	1	2	0	0	0.0	0	0	0	0	0
10/03	Steelers		ON INACTIVE LIST										
10/10	at Bengals	P	6	3	3	1	0	8.0	0	0	0	0	0
10/17	at Bears	S	1	1	0	0	0	0.0	0	0	0	0	0
10/24	Washington	P	0	0	0	0	0	0.0	0	0	0	0	0
10/28	at Cardinals	S	4	2	2	0	0	0.0	0	0	0	0	0
11/07	at Chiefs	S	9	7	2	0	0	0.0	0	0	0	0	0
11/14	Seahawks	S	5	4	1	0	0	0.0	0	0	0	0	0
11/21	at Vikings	S	4	2	2	0	0	0.0	0	0	0	0	0
11/28	Rams	S	9	7	2	0	0	0.0	0	1	0	0	0
12/12	Bears	P	5	3	2	0	0	0.0	0	1	0	0	0
12/19	at Ravens	S	4	3	1	0	0	0.0	0	0	0	0	0
12/25	Browns	S	5	4	1	0	0	0.0	0	0	0	0	0
2021 TOTALS		14-11	67	48	19	1	0	8.0	0	2	0	1	0

HENRY BLACK

41

SAFETY
BAYLOR

Second NFL Season | Second Packers Season



Ht: 6-0 | Wt: 204 | Born: January 3, 1997 | NFL Games Played/Started: 23/0 | Acquired: FA-20

AT A GLANCE

- » Appeared in eight regular-season games and both postseason contests as a rookie. Finished the regular season ranked No. 5 on the team with five special teams tackles and led the team with four special teams tackles in the playoffs.
- » Played in 52 games with 24 starts in four seasons (2016-19) at Baylor and registered 119 tackles (77 solo), four tackles for a loss, two sacks, two forced fumbles and eight passes defended for his career.
- » Started all 14 contests as a senior in 2019, finishing with a career-high 62 tackles (40 solo), a tackle for a loss, a forced fumble, an INT and six passes defended.
- » Earned Class 4A all-state honorable mention at CB as a senior in 2014 at Woodlawn High School (Shreveport, La.). Earned first-team all-district recognition at CB and second-team honors at WR as a senior.

2021 SEASON: Has appeared in all 15 games, logging 21 tackles (16 solo), an INT and two PDs...Leads the team with 13 special teams tackles and has also forced a fumble on special teams...Ranks No. 4 in the NFL in special teams tackles...**At New Orleans (Sept. 12):** Appeared on a career-high 14 defensive snaps and also 19 plays on special teams...**Vs. Detroit (Sept. 20):** Logged 16 snaps on special teams and recorded a tackle...**At San Francisco (Sept. 26):** Played on 13 defensive snaps, recording one tackle (assist). Also logged two tackles on special teams...**Vs. Pittsburgh (Oct. 3):** Played on 16 defensive snaps and 16 on special teams...**At Cincinnati (Oct. 10):** Played on 19 defensive snaps, recording one tackle (assist). Also played on 22 special teams snaps, posting two tackles (both assists)...**At Chicago (Oct. 17):** Played on a season-high 37 defensive snaps and recorded a career-high four tackles (all solo)...**Vs. Washington (Oct. 24):** Played on 17 defensive snaps and recorded two tackles (both assisted). Also played on 12 special teams snaps and had a tackle...**At Arizona (Oct. 28):** Played on 13 snaps and recorded his first career INT when he picked off Cardinals QB Tyler Murray in the third quarter at Arizona's 14-yard line. The turnover led to a Packers TD five plays later to extend the lead to 17-7. Finished the game with two solo tackles, an INT, a PD and a tackle on special teams...**At Kansas City (Nov. 7):** Played on 10 defensive snaps and 17 special teams snaps...**Vs. Seattle (Nov. 14):** Tallied three solo tackles on 28 snaps and also added a special teams tackle...**At Minnesota (Nov. 21):** Played on 10 snaps on defense, logging a solo tackle and also added a tackle on special teams...**Vs. L.A. Rams (Nov. 28):** Totaled four tackles (two solo) on 19 defensive snaps and added a solo tackle on special teams...**Vs. Chicago (Dec. 12):** Played on 23 defensive snaps, logging three tackles (two solo) and a PD...Also had a tackle and forced a fumble on special teams...**At Baltimore (Dec. 19):** Played on 18 special teams snaps and logged one tackle...**Vs. Cleveland (Dec. 25):** Played on 19 special teams snaps and tied his career high with two tackles. Also appeared on 11 defensive snaps.

REGULAR-SEASON COMPARISON: DEFENSIVE - MINNESOTA VIKINGS

DATE	OPP	TACKLES											MISC			
		W/L	GP/GS	TOT	SOLO	ASST	SACK	YDS.	INT	TFL	PD	QBH	TD	FF	FR	
11/21/21	GB @ MIN	L	P	1	1	0	0.0	0.0	0	0	0	0	0	0	0	
TOTALS		0/1	1/0	1	1	0	0.0	0.0	0	0	0	0	0	0	0	

HENRY BLACK'S NFL REGULAR-SEASON DEFENSIVE STATISTICS

YEAR	TEAM	GP	GS	TACKLES							INTERCEPTIONS					ST			MISC								
				TK	S	A	TFL	YDS	SK	YDS	QBH	NO	YDS	LG	TD	PD	FF	FR	TD	YDS	TK	S	A	FF	FR	S	A
2020	Packers	8	0	3	3	0	0	0.0	0.0	0	0	0	0	0	1	0	0	0	5	3	2	0	0	0	0	0	0
2021	Packers	15	0	21	16	5	0	0.0	0.0	0	1	0	0	0	2	0	0	0	13	10	3	1	0	0	0	0	0
NFL TOTALS		23	0	24	19	5	0	0.0	0.0	0	1	0	0	0	2	1	0	0	18	13	5	1	0	0	0	0	0

HENRY BLACK'S NFL POSTSEASON DEFENSIVE STATISTICS

YEAR	TEAM	GP	GS	TACKLES							INTERCEPTIONS					ST			MISC								
				TK	S	A	TFL	YDS	SK	YDS	QBH	NO	YDS	LG	TD	PD	FF	FR	TD	YDS	TK	S	A	FF	FR	S	A
2020	Packers	2	0	0	0	0	0	0.0	0.0	0	0	0	0	0	0	0	0	0	4	2	2	0	0	0	0	0	0
NFL TOTALS		2	0	0	0	0	0	0.0	0.0	0	0	0	0	0	0	0	0	0	4	2	2	0	0	0	0	0	0

NFL Debut: at Houston, 10/25/21

CAREER TRANSACTIONS

2020 - Signed by Green Bay Packers as undrafted free agent, April 30...Released by Packers Sept. 5...Signed by Packers to practice squad, Sept. 6...Elevated from practice squad to active roster for game day, Oct. 24...Elevated from practice squad to active roster for game day, Oct. 31...Elevated from practice squad to active roster for game day as a COVID-19 replacement, Nov. 5...Elevated from practice squad to active roster for game day as a COVID-19 replacement, Nov. 14...Signed from practice squad to active roster, Dec. 8.

2021 GXG REGULAR SEASON (PACKERS)

DATE	OPPONENT	P/S	TK	SA	SK	YDS	INT	PD	FF	FR	TD
09/12	at Saints	P	0	0	0	0.0	0	0	0	0	0
09/20	Lions	P	0	0	0	0.0	0	0	0	0	0
09/26	at 49ers	P	1	0	1	0.0	0	0	0	0	0
10/03	Steelers	P	0	0	0	0.0	0	0	0	0	0
10/10	at Bengals	P	1	0	1	0.0	0	0	0	0	0
10/17	at Bears	P	4	4	0	0.0	0	0	0	0	0
10/24	Washington	P	2	2	0	0.0	0	0	0	0	0
10/28	at Cardinals	P	2	2	0	0.0	1	1	0	0	0
11/07	at Chiefs	P	0	0	0	0.0	0	0	0	0	0
11/14	Seahawks	P	3	3	0	0.0	0	0	0	0	0
11/21	at Vikings	P	1	1	0	0.0	0	0	0	0	0
11/28	Rams	P	4	2	2	0.0	0	0	0	0	0
12/12	Bears	P	3	2	1	0.0	0	1	0	0	0
12/19	at Ravens	P	0	0	0	0.0	0	0	0	0	0
12/25	Browns	P	0	0	0	0.0	0	0	0	0	0
2021 TOTALS		15-0	21	16	5	0.0	1	2	0	0	0

COREY BOJORQUEZ

7

PUNTER
NEW MEXICO

Fourth NFL Season | First Packers Season



Ht: 6-0 | Wt: 217 | Born: September 13, 1996 | NFL Games Played/Started: 55/0 | Acquired: T-21 (LAR)

AT A GLANCE

Has played in 55 career games with the Buffalo Bills (40 games) and the Green Bay Packers. For his career, has a 45.3 avg. on 216 punts with 91 punts inside the 20-yard-line. In 2020, led the NFL in gross yards per punt (50.8), which was tied for the fourth-best mark in league history. Posted a career-long 82-yard punt in Week 6 of 2021, the longest punt recorded in the NFL since Andy Lee also hit an 82-yarder in 2008 and also broke his previous longest punt of 72-yards set in 2020 when he was a member of the Buffalo Bills.

2021 SEASON: Has played in all 15 games and has punted 50 times for 2,369 yards (47.4 gross average, 40.8 net average.) with 17 punts downed inside the 20...Ranks No. 8 in the NFL in gross average...Has the most games in a season in team history (since 1976) with a net average of 45-plus yards with six (min. three punts)...**At New Orleans (Sept. 12):** In his Packers debut, punted four times for 176 yards (44.0 gross avg., 40.8 net avg.), including a long of 59 and one punt inside the 20...**Vs. Detroit (Sept. 20):** Punted three times for 140 yards (46.7 avg.) with a long of 56 and two inside the 20...**At San Francisco (Sept. 26):** Punted three times for 164 yards (54.7 gross avg., 47.0 net avg.), including a season-long punt of 63 yards...**Vs. Pittsburgh (Oct. 3):** Punted three times for 138 yards (46.0 gross avg., 41.3 net avg.), including a long of 57 and one punt downed inside the 20...**At Cincinnati (Oct. 10):** Punted twice for 67 yards (33.5 gross avg., 32.5 net avg.) with one pinned inside the 20...**At Chicago (Oct. 17):** Nailed a career-long 82-yard punt in the third quarter, the longest punt recorded in the NFL since Andy Lee also hit an 82-yarder in 2008. It was also the second-longest punt in team history behind Don Chandler's 90-yard punt in 1965. Finished the game with three punts for 168 yards (56.0 net avg., 45.7 gross avg.), his best net average of the season...**Vs. Washington (Oct. 24):** Punted three times for 139 yards (46.3 gross avg., 46.3 net avg.) with one downed inside the 20 at the Washington 3-yard line...**At Arizona (Oct. 28):** Punted three times for 154 yards (51.3 gross avg., 46.7 net avg.) with two downed inside the 20. He became the first Packers punter to have a net average of 45-plus in three straight games since the first season of tracking net punting in 1976...**At Kansas City (Nov. 7):** Punted four times for 217 yards (season high), with a 54.3 gross avg., and a 48.5 net avg. and had one punt pinned inside the 20-yard line...**Vs. Seattle (Nov. 14):** Punted three times and posted a net average of 46.7 yards, his sixth game this season and team-record fifth in a row with a net punting average of 45-plus yards (min. three punts)...**At Minnesota (Nov. 21):** Punted two times for 102 yards (51.0 gross avg., 47.0 net avg.) with one downed inside the 20...**Vs. L.A. Rams (Nov. 28):** Punted five times for 212 yards (42.4 gross avg., 39.8 net avg.) with three downed inside the 20 (season high)...**Vs. Chicago (Dec. 12):** Punted four times for 171 yards (42.8 gross avg.) with one inside the 20...**At Baltimore (Dec. 19):** Punted three times for 146 yards (48.7 gross avg., 42.0 net avg.)...**Vs. Cleveland (Dec. 25):** Punted five times for a season-high 235 yards (47.0 gross avg., 41.8 net avg.) with one inside the 20.

REGULAR-SEASON COMPARISON: PUNTING - MINNESOTA VIKINGS

DATE	OPP	W/L	GP/GS	NO.	YDS.	AVG.	TB	I20	LG
9/23/18	BUF @ MIN	W	P	6	259	43.2	0	5	59
11/21/21	GB @ MIN	L	P	2	102	51.0	0	1	62
TOTALS		1/1	2/0	8	361	45.1	0	6	62

COREY BOJORQUEZ'S NFL REGULAR-SEASON PUNTING STATISTICS

DATE	TEAM	GP	NO.	YDS.	AVG.	OPP. RET.	YDS.	NET YDS.	AVG.	TB	IN20	LG	BK
2018	Bills	8	46	2,028	44.1	20	137	1,811	38.5	4	22	60	1
2019	Bills	16	79	3,313	41.9	18	157	3,016	37.7	7	34	67	1
2020	Bills	16	41	2,082	50.8	16	138	1,804	44.0	7	18	72	0
2021	Packers	15	50	2,369	47.4	21	268	2,041	40.8	3	17	82	0
NFL TOTALS		55	216	9,792	45.3	75	700	8,672	39.8	21	91	82	2

COREY BOJORQUEZ'S NFL POSTSEASON PUNTING STATISTICS

DATE	TEAM	GP	NO.	YDS.	AVG.	OPP. RET.	YDS.	NET YDS.	AVG.	TB	IN20	LG	BK
2019	Bills	1	4	179	44.8	1	11	148	37.0	1	1	56	0
2020	Bills	3	11	483	43.9	2	14	449	40.8	1	5	58	0
NFL TOTALS		4	15	662	44.1	3	25	597	39.8	2	6	58	0

SINGLE-GAME HIGHS: PUNTER

Punts 8 at Green Bay Packers, Sep 30, 2018
8 at Baltimore Ravens, Sep 09, 2018
Gross Punting Yards 397 at Baltimore Ravens, Sep 09, 2018
348 at Green Bay Packers, Sep 30, 2018
Gross Punting Avg 68.0 at San Francisco 49ers, Dec 07, 2020
64.0 at Tennessee Titans, Oct 13, 2020
Net Punting Yards 343 at Baltimore Ravens, Sep 09, 2018
328 at Green Bay Packers, Sep 30, 2018
Net Punting Avg 63.0 at Denver Broncos, Dec 19, 2020
58.0 vs. Los Angeles Rams, Sep 27, 2020

Longest Punts 82 at Chicago Bears, Oct 17, 2021
72 vs. Los Angeles Rams, Sep 27, 2020
Inside the 20 5 at Minnesota Vikings, Sep 23, 2018
4 vs. Kansas City Chiefs, Oct 19, 2020
...3 more at 4.
Pass Attempts 1 vs. Tennessee Titans, Oct 07, 2018
Rush Attempts 1 at Baltimore Ravens, Sep 09, 2018
Special Teams Tackles 1 vs. Chicago Bears, Dec 12, 2021
1 at Tennessee Titans, Oct 13, 2020

SINGLE-GAME HIGHS - POSTSEASON: PUNTER

Punts	4 vs. Baltimore Ravens, Jan 16, 2021 4 vs. Indianapolis Colts, Jan 09, 2021 ...1 more at 4.	Net Punting Avg	43.5 vs. Indianapolis Colts, Jan 09, 2021 37.0 at Houston Texans, Jan 04, 2020
Gross Punting Yards	188 vs. Indianapolis Colts, Jan 09, 2021 179 at Houston Texans, Jan 04, 2020	Longest Punts	58 vs. Indianapolis Colts, Jan 09, 2021 56 at Kansas City Chiefs, Jan 24, 2021 ...1 more at 56.
Gross Punting Avg	47.0 vs. Indianapolis Colts, Jan 09, 2021 44.8 at Houston Texans, Jan 04, 2020	Inside the 20	2 at Kansas City Chiefs, Jan 24, 2021 2 vs. Baltimore Ravens, Jan 16, 2021
Net Punting Yards	174 vs. Indianapolis Colts, Jan 09, 2021 148 at Kansas City Chiefs, Jan 24, 2021 ...1 more at 148.	Pass Attempts	1 at Houston Texans, Jan 04, 2020

Career Transactions

2018 - Signed with New England, May 14...Waived, Sept. 1...Claimed off waivers by Buffalo, Oct. 31.
2021 - Signed with L.A. Rams, April 20...Traded to the Green Bay Packers, Sept. 4.

2021 GXG REGULAR SEASON (PACKERS)

DATE	OPPONENT		NO.	YDS.	AVG.	OPP. RET.	YDS.	NET YDS.	AVG.	TB	IN20	LG	BK	
09/12	at Saints	P	4	176	44.0	1	13	163	40.8	0	1	59	0	
09/20	Lions	P	3	140	46.7	1	10	130	43.3	0	2	56	0	
09/26	at 49ers	P	3	164	54.7	2	23	141	47.0	0	1	63	0	
10/03	Steelers	P	3	138	46.0	1	14	124	41.3	0	1	57	0	
10/10	at Bengals	P	2	67	33.5	1	2	65	32.5	0	1	36	0	
10/17	at Bears	P	3	168	56.0	2	11	137	45.7	1	0	82	0	
10/24	Washington	P	3	139	46.3	0	0	139	46.3	0	1	53	0	
10/28	at Cardinals	P	3	154	51.3	3	14	140	46.7	0	2	58	0	
11/07	at Chiefs	P	4	217	54.3	2	3	194	48.5	1	1	63	0	
11/14	Seahawks	P	3	140	46.7	0	0	140	46.7	0	1	50	0	
11/21	at Vikings	P	2	102	51.0	1	8	94	47.0	0	1	62	0	
11/28	Rams	P	5	212	42.4	1	13	199	39.8	0	3	61	0	
12/12	Bears	P	4	171	42.8	3	131	40	10.0	0	1	57	0	
12/19	at Ravens	P	3	146	48.7	0	0	126	42.0	1	0	59	0	
12/25	Browns	P	5	235	47.0	3	26	209	41.8	0	1	56	0	
2021 TOTALS			15	50	2,369	47.4	21	268	2,041	40.8	3	17	82	0

BEN BRADEN

64

GUARD
MICHIGAN

Second NFL Season | Second Packers Season



Ht: 6-6 | Wt: 329 | Born: March 9, 1994 | NFL Games Played/Started: 13/0 | Acquired: FA-20

AT A GLANCE

Was on Green Bay's practice squad for all of the 2021 season, appearing in two games as a gameday elevation, before being signed to the active roster on Nov. 23.
Saw action in four games for Green Bay in 2020, joining the practice squad on Oct. 21.

Was on Green Bay's practice squad for all of the 2021 season, appearing in two games as a gameday elevation, before being signed to the active roster on Nov. 23...Saw action in four games for Green Bay in 2020, seeing time on offense and special teams, and also appeared in both postseason contests...Began 2020 with the New York Jets before being released on Aug. 3...Signed with the New England Patriots on Aug. 17 before being released on Sept. 5...Signed to Green Bay's practice squad on Oct. 21 before signing to the active roster on Oct. 24...Was released on Oct. 26 and then re-signed to Green Bay's practice squad on Oct. 28...Signed to the Packers' 53-man roster on Jan. 2 after playing in three contests as an activation from the practice squad (two as a standard elevation and one as a COVID-19 replacement)...Appeared in one game for the Jets in 2019 while also spending time on the Packers' practice squad...Spent the 2019 offseason and training camp with the Jets before being released on Aug. 31...Re-signed to the Jets' practice squad on Sept. 1...Released from the Jets' practice squad on Sept. 11...Signed to the Packers' practice squad on Sept. 12...Released from the Packers' practice squad on Nov. 7...Re-signed to the Jets practice squad on Nov. 13 before rejoining New York's active roster on Dec. 28...Played five snaps on special teams in New York's final regular-season game at Buffalo (Dec. 29)...Appeared in two games for the Jets in 2018, playing on special teams...Spent the first week of the 2018 season on the Jets' active roster before being released on Sept. 12...Signed to the Jets' practice squad on Sept. 14...Re-signed to the Jets' active roster on Nov. 28...Made his NFL debut vs. Green Bay (Dec. 23), playing seven snaps on special teams...Originally entered the NFL as an undrafted free agent with the New York Jets on May 8, 2017...Was released by the Jets on Sept. 2 and signed to the practice squad a day later, where he spent the entire 2017 season...Was a four-year letterman for the Wolverines, appearing in 38 games with 36 starts from 2013-16...Started 26 consecutive games during the 2014 and 2015 seasons...Appeared in 12 games with 11 starts as a redshirt senior in 2016, playing both LG (four starts) and LT (seven starts)...Earned second-team All-Big Ten honors from both the coaches and media...Helped Michigan rank No. 11 in the FBS in scoring offense (40.3 ppg) and No. 13 in red-zone scoring offense (.912)...Part of a Wolverine offense that racked up 326 rushing yards (6.7 avg.) and 515 total yards of offense vs. Penn State (Sept. 24)...Part of a Michigan offensive line that helped produce 481 rushing yards (8.6 avg.), 600 yards of offense and 10 offensive TDs in a 78-0 rout of Rutgers (Oct. 8)...Protected QB Wilton Speight as he threw for a career-best 362 yards and accounted for three TDs (two passing, one rushing) while the team amassed 660 yards of total offense vs. Maryland (Nov. 5)...Started all 13 games at LG as a junior in 2015...Earned honorable mention All-Big Ten recognition from both the coaches and the media...Helped Michigan finish No. 7 nationally in red-zone scoring offense (.929) and tied for No. 17 in third-down percentage (46.2)...Protected QB Jake Rudock as he led the Big Ten in completion percentage (64.0)...Part of an offense that produced a season-high 254 rushing yards against both UNLV (Sept. 19) and BYU (Sept. 26)...Helped the Wolverines register a season-high 581 total yards of offense at Indiana (Nov. 14)...Started all 12 games at RT as a sophomore in 2014 and was part of an offense that ranked No. 2 in the nation with only 42 penalties committed...Made his first career start vs. Appalachian State (Aug. 30) as the Wolverines recorded season highs with 350 rushing yards (9.7 avg.), 560 total yards and 52 points...Appeared in two games as a reserve offensive lineman as a redshirt freshman in 2013...Made his collegiate debut vs. Central Michigan (Aug. 31)...Graduated with a degree in general studies...Attended Rockford (Mich.) High School, where he earned three letters in football (2009-11)...Was a two-year starter at RT and earned first-team all-state honors from *The Associated Press* in 2011 despite only playing two years of football (fourth grade, eighth grade) before his sophomore year...Primarily played hockey before his junior year of high school...Visited the local children's hospital while he was in college...Would like to work as a custom car builder after his playing career...His wife, Andrea, was a four-year member of the Ohio State volleyball team and played professionally for the Pocari Sweat Lady Warriors in Manila, Philippines...The couple has a son, Barrick...Given name Benjamin Alan Braden; born in Fort Thomas, Ky.

BEN BRADEN'S NFL REGULAR-SEASON STATISTICS

DATE	TEAM	GP	GS
2018	Jets	2	0
2019	Jets	1	0
2020	Packers	4	0
2021	Packers	6	0
NFL TOTALS		13	0

BEN BRADEN'S NFL POSTSEASON STATISTICS

DATE	TEAM	GP	GS
2020	Packers	2	0
NFL TOTALS		2	0

OREN BURKS

42

LINEBACKER
VANDERBILT

Fourth NFL Season | Fourth Packers Season



Ht: 6-3 | Wt: 233 | Born: March 21, 1995 | NFL Games Played/Started: 57/6 | Acquired: D3-18

AT A GLANCE

- Has played in 57 games with six starts in his three-plus (2018-21) while also appearing in four playoff contests.
- Has posted 32 tackles on special teams in his first three seasons, the most on the team from 2018-21.
- In 2020, finished No. 2 on the team and set a career high (2018) with 10 special teams tackles during the regular season. Ranked No. 2 on the team in the postseason with three tackles on special teams.
- Tied for No. 4 on the team in special teams tackles for the 2019 regular season (five), led the team in the 2019 postseason (three) and ranked No. 2 on the team with eight tackles on special teams as a rookie in 2018.
- Played in 45 games with 40 starts in four seasons with the Commodores and registered 237 tackles (136 solo), 15½ tackles for a loss, 4½ sacks, five interceptions, 27 passes defended, two forced fumbles and three fumble recoveries. Played various positions throughout his collegiate career: inside linebacker in 2017, linebacker/safety hybrid in 2016, free safety in 2015 and safety in 2014.
- Was a candidate for the Senior CLASS Award in 2017, a finalist for the Wooden Citizenship Cup in 2017 and a member of the Allstate-AFCA Good Works Team in 2016, which honored 12 Division I-A football players from across the country for their commitment to community service. Also served as president of the Vanderbilt Student-Athlete Advisory Committee in 2016-17.

2021 SEASON: Has played in all 15 games with two starts, recording 20 tackles (13 solo) and a half-sack...Has posted nine tackles on special teams (No. 2 on the team)...**At New Orleans (Sept. 12):** Appeared on seven defensive snaps and played 21 special teams snaps and logged one tackle...**Vs. Detroit (Sept. 20):** Played on 18 special teams snaps, logging a tackle...**At San Francisco (Sept. 26):** Was credited with a split sack of QB Jimmy Garoppolo with teammate Rashan Gary for a loss of 4 yards in the fourth quarter to force a third-and-long, marking his first career sack...**Vs. Pittsburgh (Oct. 3):** Played on 36 defensive snaps and logged a career-high six tackles (three solo), including a tackle for loss...**At Cincinnati (Oct. 10):** Started and played on 18 defensive snaps, recording two tackles (one solo) and a QB hit...**At Chicago (Oct. 17):** Played on 19 defensive snaps and logged a solo tackle...**Vs. Washington (Oct. 24):** Started and logged two tackles (one solo) in nine snaps of work...**At Arizona (Oct. 28):** Played on seven snaps and logged a solo tackle. Also recorded two tackles on special teams, matching his career high...**At Kansas City (Nov. 7):** Played on four defensive snaps and 19 special teams snaps, recording a tackle on both defense and special teams...**Vs. Seattle (Nov. 14):** Played on six defensive snaps and on 13 special teams snaps, recording a special teams tackle...**At Minnesota (Nov. 21):** Logged two tackles (one solo) on 18 snaps...**Vs. L.A. Rams (Nov. 28):** Logged a solo tackle on five defensive snaps and also appeared on 28 special teams snaps...**Vs. Chicago (Dec. 12):** Played on one defensive snap and on 28 special teams snaps, recording one special teams tackle...**At Baltimore (Dec. 19):** Played on three defensive snaps and on 20 special teams snaps...**Vs. Cleveland (Dec. 25):** Logged a solo tackle on five defensive snaps and played on 18 special teams snaps, posting a tackle.

REGULAR-SEASON COMPARISON: DEFENSIVE - MINNESOTA VIKINGS

DATE	OPP	TACKLES										MISC			
		W/L	GP/GS	TOT	SOLO	ASST	SACK	YDS.	INT	TFL	PD	QBH	TD	FF	FR
11/21/21	GB @ MIN	L	P	2	1	1	0.0	0.0	0	0	0	0	0	0	0
TOTALS		0/1	1/0	2	1	1	0.0	0.0	0	0	0	0	0	0	

OREN BURKS' NFL REGULAR-SEASON DEFENSIVE STATISTICS

YEAR	TEAM	GP	GS	TACKLES							INTERCEPTIONS							ST			MISC						
				TK	S	A	TFL	YDS	SK	YDS	QBH	NO	YDS	LG	TD	PD	FF	FR	TD	YDS	TK	S	A	FF	FR	S	A
2018	Packers	14	4	16	12	4	0	0	0.0	0.0	0	0	0	0	0	0	0	0	0	0	8	6	2	0	0	0	0
2019	Packers	12	0	6	3	3	0	0	0.0	0.0	0	0	0	0	0	0	0	0	0	0	5	4	1	0	0	0	0
2020	Packers	16	0	11	8	3	1	1	0.0	0.0	0	0	0	0	1	0	0	0	0	0	10	6	4	1	0	0	0
2021	Packers	15	2	20	13	7	1	0	0.5	2.0	2	0	0	0	0	0	0	0	0	0	9	8	1	0	1	0	0
NFL TOTALS		57	6	53	36	17	2	1	0.5	2.0	2	0	0	0	0	1	0	0	0	0	32	24	8	1	1	0	0

OREN BURKS' NFL POSTSEASON DEFENSIVE STATISTICS

YEAR	TEAM	GP	GS	TACKLES							INTERCEPTIONS							ST			MISC						
				TK	S	A	TFL	YDS	SK	YDS	QBH	NO	YDS	LG	TD	PD	FF	FR	TD	YDS	TK	S	A	FF	FR	S	A
2019	Packers	2	0	3	0	3	0	0	0.0	0.0	0	0	0	0	0	0	0	0	0	0	3	2	1	0	0	0	0
2020	Packers	2	0	0	0	0	0	0	0.0	0.0	0	0	0	0	0	0	0	0	0	0	3	2	1	0	0	0	0
NFL TOTALS		4	0	3	0	3	0	0	0.0	0.0	0	0	0	0	0	0	0	0	0	0	6	4	2	0	0	0	0

SINGLE-GAME HIGHS: DEFENSIVE

Total Tackles 6 vs. Pittsburgh Steelers, Oct 03, 2021
5 at San Francisco 49ers, Nov 05, 2020
Sacks 0.5 at San Francisco 49ers, Sep 26, 2021
Forced Fumbles 1 at Houston Texans, Oct 25, 2020
Tackles For Loss 1 vs. Pittsburgh Steelers, Oct 03, 2021
1 at San Francisco 49ers, Nov 05, 2020

Special Teams Tackles 2 at Arizona Cardinals, Oct 28, 2021
2 vs. Detroit Lions, Sep 20, 2021
...5 more at 2.
Special Teams Forced Fumbles 1 at New Orleans Saints, Sep 27, 2020
Special Teams Fumble Recoveries 1 at Arizona Cardinals, Oct 28, 2021

NFL debut: at Washington, 9/23/18
First NFL start: at Detroit, 10/7/18



CAREER TRANSACTIONS

2018 - Selected by Green Bay Packers in the third round (88th overall) of '18 NFL Draft, April 27...Signed first contract, May 17.

2021 GXG REGULAR SEASON (PACKERS)

DATE	OPPONENT	P/S	TK	S	A	SK	YDS	INT	PD	FF	FR	TD
09/12	at Saints	P	1	1	0	0.0	0.0	0	0	0	0	0
09/20	Lions	P	0	0	0	0.0	0.0	0	0	0	0	0
09/26	at 49ers	P	2	1	1	0.5	2.0	0	0	0	0	0
10/03	Steelers	P	6	3	3	0.0	0.0	0	0	0	0	0
10/10	at Bengals	S	2	1	1	0.0	0.0	0	0	0	0	0
10/17	at Bears	P	1	1	0	0.0	0.0	0	0	0	0	0
10/24	Washington	S	2	1	1	0.0	0.0	0	0	0	0	0
10/28	at Cardinals	P	1	1	0	0.0	0.0	0	0	0	0	0
11/07	at Chiefs	P	1	1	0	0.0	0.0	0	0	0	0	0
11/14	Seahawks	P	0	0	0	0.0	0.0	0	0	0	0	0
11/21	at Vikings	P	2	1	1	0.0	0.0	0	0	0	0	0
11/28	Rams	P	1	1	0	0.0	0.0	0	0	0	0	0
12/12	Bears	P	0	0	0	0.0	0.0	0	0	0	0	0
12/19	at Ravens	P	0	0	0	0.0	0.0	0	0	0	0	0
12/25	Browns	P	1	1	0	0.0	0.0	0	0	0	0	0
2021 TOTALS		15-2	20	13	7	0.5	2.0	0	0	0	0	0

DE'VONDRE CAMPBELL

59

LINEBACKER
MINNESOTA

Sixth NFL Season | First Packers Season



Ht: 6-3 | Wt: 232 | Born: July 1, 1993 | NFL Games Played/Started: 90/85 | Acquired: FA-21

AT A GLANCE

- » First name pronounced "duh-VONN-dray"
- » Started all 16 games and totaled 99 tackles, a career-high seven tackles for loss, a career-high-tying 2.0 sacks, six passes defended and one forced fumble for the Cardinals in his lone season with the team in 2020.
- » Spent his first four seasons with Atlanta, playing in 59 games (54 starts) and had 363 tackles (234 solo), 5.5 sacks, five forced fumbles, three INTs, one fumble recovery and 18 tackles for loss. He also started five postseason games with the Falcons, including helping Atlanta win the NFC Championship and reach Super Bowl LI following the 2016 season.
- » In 2019, led the Falcons with a career-high 129 tackles (75 solo) and three forced fumbles to go along with two sacks, two INTs and one fumble recovery while playing all 16 games (15 starts).
- » Signed by Green Bay on June 9, 2021.
- » Originally selected by Atlanta in the fourth round (115th overall) of the 2016 NFL Draft out of the University of Minnesota.

2021 SEASON: Has started all 15 games at ILB and leads the defense with a career-high 137 tackles (94 solo)...Has two INTs, two sacks, five TFLs (No. 3 on team), five PDs, two FF and one FR...Ranks No. 7 in the NFL among all defenders in tackles...Is one of only two players in the league with multiple INTs, sacks and fumble recoveries...Was placed on reserve/COVID-19 list on Nov. 30 during the Packers' bye week...Was activated from the reserve/COVID-19 list on Dec. 11 prior to Week 14 vs. Chicago...**At New Orleans (Sept. 12):** Started in his Packers debut, appearing in 56 of 60 snaps and posted six total tackles (five solo)...**Vs. Detroit (Sept. 20):** Led the Packers defense with a season-high 13 tackles (11 solo), tied for the second most in his career (17 tackles, 9/29/19), and intercepted Lions QB Jared Goff late in the fourth quarter. It was his fourth career INT, and his first since 2019. Joins Blake Martinez (2017) as the only Packers defenders to record 12-plus tackles and an INT in a game in the last 10 seasons...**At San Francisco (Sept. 26):** Logged a team-high 11 tackles (five solo) and had a fumble recovery late in the fourth quarter when Garoppolo fumbled, which led to a Packers FG...**Vs. Pittsburgh (Oct. 3):** Led the defense with nine tackles (five solo), and added one QB hit and a PD...**At Cincinnati (Oct. 10):** Logged eight tackles (five solo), a tackle for a loss and intercepted Joe Burrow on the first play of overtime, his second interception of the season and the fifth of his career... He also was the first Green Bay LB with multiple INTs in the first five games of the season since Nick Barnett (two) in 2007...His three takeaways in the first five games were tied for second most by a Packers LB only behind John Anderson (four, 1978)...**At Chicago (Oct. 17):** Registered six tackles (four solo), playing on all 61 defensive snaps...**Vs. Washington (Oct. 24):** Led the defense with 13 tackles (10 solo), which was tied for the second most of his career. Also forced two fumbles, matching his career high (9/29/2019), and became the first Packers defender to force two fumbles in a game since LB Clay Matthews did at Cincinnati on 9/22/2013...**At Arizona (Oct. 28):** Logged his first sack as Packer, bringing down Cardinals' QB Kyle Murray for a loss of 4 yards in the second quarter. Finished the game with seven tackles (four solo) and two TFLs, which matched his career best...**At Kansas City (Nov. 7):** Recorded seven tackles (four solo), playing on all 65 snaps...**Vs. Seattle (Nov. 14):** Played on all 61 snaps, registering five solo tackles, a TFL and a QB hit...**At Minnesota (Nov. 21):** Played on all 70 snaps and recorded seven tackles (six solo) and two QB hits...**Vs. L.A. Rams (Nov. 28):** Played on all 62 snaps and logged four solo tackles...**Vs. Chicago (Dec. 12):** Registered 16 tackles (nine solo), the second most of his career (17 tackles, Sept. 29, 2019). It was also tied for the most by a Packer in a game since 2000 (LB Blake Martinez, twice; LB Nate Wayne, twice)...**At Baltimore (Dec. 19):** Played on all 70 snaps, registering a team-high 10 tackles (five solo) and a sack of Ravens QB Tyler Huntley in the first quarter...**Vs. Cleveland (Dec. 25):** Played on all 68 snaps and led the defense with 13 tackles (season-high 12 solo) and a PD.

REGULAR-SEASON COMPARISON: DEFENSIVE - MINNESOTA VIKINGS

DATE	OPP	W/L	GP/GS	TACKLES							MISC						
				TOT	SOLO	ASST	SACK	YDS.	INT	TFL	PD	QBH	TD	FF	FR		
12/3/17	ATL vs. MIN	L	S	6	1	5	0.0	0.0	0	0	0	0	0	0	0	0	0
9/8/19	ATL @ MIN	L	S	8	6	2	0.0	0.0	0	0	0	0	0	0	0	0	0
11/21/21	GB @ MIN	L	S	7	6	1	0.0	0.0	0	0	1	2	0	0	0	0	0
TOTALS			0/3	3/3	21	13	8	0.0	0.0	0	0	1	2	0	0	0	0

DE'VONDRE CAMPBELL'S NFL REGULAR-SEASON DEFENSIVE STATISTICS

YEAR	TEAM	GP	GS	TK	S	TACKLES							INTERCEPTIONS							ST		MISC														
						A	TFL	YDS	SK	YDS	QBH	NO	YDS	LG	TD	PD	FF	FR	TD	YDS	TK	S	A	FF	FR	S	A									
2016	Falcons	11	10	48	35	13	5	19	0.0	0.0	0	1	7	7	0	7	1	0	0	0	0	0	0	0	0	0	0	0	0	0	0	0				
2017	Falcons	16	16	92	61	31	3	17	2.0	15.0	6	0	0	0	0	4	1	0	0	0	0	0	0	0	0	0	0	0	0	0	0	0	0			
2018	Falcons	16	13	94	63	31	4	11	1.5	13.5	3	0	0	0	0	0	0	0	0	0	0	0	0	0	0	0	0	0	0	0	0	0	0	0		
2019	Falcons	16	15	129	75	54	6	38	2.0	18.0	2	2	-5	0	5	3	1	0	0	0	0	0	0	0	0	0	0	0	0	0	0	0	0	0		
2020	Cardinals	16	16	99	69	30	7	23	2.0	15.0	2	0	0	0	3	1	0	0	0	0	0	0	0	0	0	0	0	0	0	0	0	0	0	0	0	
2021	Packers	15	15	137	94	43	5	15	2.0	8.0	6	2	15	13	0	5	2	1	0	3	1	1	0	3	1	1	0	0	0	0	0	0	0	0	0	
NFL TOTALS		90	85	599	397	202	30	123	9.5	69.5	19	5	17	13	0	24	8	2	0	3	1	1	0	0	0	0	0	0	0	0	0	0	0	0	0	0

DE'VONDRE CAMPBELL'S NFL POSTSEASON DEFENSIVE STATISTICS

YEAR	TEAM	GP	GS	TK	S	TACKLES							INTERCEPTIONS							ST		MISC																	
						A	TFL	YDS	SK	YDS	QBH	NO	YDS	LG	TD	PD	FF	FR	TD	YDS	TK	S	A	FF	FR	S	A												
2016	Falcons	3	3	11	8	3	0	0	0.0	0.0	1	0	0	0	0	0	0	0	0	0	0	0	0	0	0	0	0	0	0	0	0	0	0	0	0	0	0		
2017	Falcons	2	2	8	8	0	2	14	1.0	7.0	2	0	0	0	0	0	0	0	0	0	0	0	0	0	0	0	0	0	0	0	0	0	0	0	0	0	0	0	
NFL TOTALS		5	5	19	16	3	2	14	1.0	7.0	3	0	0	0	0	0	0	0	0	0	0	0	0	0	0	0	0	0	0	0	0	0	0	0	0	0	0	0	0

SINGLE-GAME HIGHS: DEFENSIVE

Total Tackles	17 vs. Tennessee Titans, Sep 29, 2019 16 vs. Chicago Bears, Dec 12, 2021
Sacks	1.0 at Baltimore Ravens, Dec 19, 2021 1.0 at Arizona Cardinals, Oct 28, 2021 ...7 more at 1.0.
Passes Defensed	3 vs. Arizona Cardinals, Nov 27, 2016 2 vs. Washington Football Team, Sep 20, 2020 ...2 more at 2.
Forced Fumbles	2 vs. Washington Football Team, Oct 24, 2021 2 vs. Tennessee Titans, Sep 29, 2019
Fumble Recoveries	1 at San Francisco 49ers, Sep 26, 2021 1 at San Francisco 49ers, Dec 15, 2019

Tackles For Loss	2 at Arizona Cardinals, Oct 28, 2021 2 at New England Patriots, Nov 29, 2020 ...3 more at 2.
Interceptions	1 at Cincinnati Bengals, Oct 10, 2021 1 vs. Detroit Lions, Sep 20, 2021 ...3 more at 1.
Interception Return Yards	13 at Cincinnati Bengals, Oct 10, 2021 7 vs. Arizona Cardinals, Nov 27, 2016
Special Teams Tackles	1 at San Francisco 49ers, Sep 26, 2021
Longest Opponent's Fumble Return	3 at San Francisco 49ers, Sep 26, 2021

NFL debut: vs. Tampa Bay, 9/11/16

First NFL start: vs. Tampa Bay, 9/11/16

First NFL sack: vs. Green Bay, 9/17/17 (A. Rodgers)

CAREER TRANSACTIONS

2016 - Selected by Atlanta Falcons in the fourth round (115th overall) of '16 NFL Draft, April 30...Signed first contract, May 5.

2020 - Signed as an unrestricted free agent by Arizona Cardinals, April 3.

2021 - Signed by Green Bay Packers, June 9.

2021 GXG REGULAR SEASON (PACKERS)


DATE	OPPONENT	P/S	TK	S	A	SK	YDS	INT	PD	FF	FR	TD
09/12	at Saints	S	6	5	1	0.0	0.0	0	0	0	0	0
09/20	Lions	S	13	10	3	0.0	0.0	1	1	0	0	0
09/26	at 49ers	S	11	5	6	0.0	0.0	0	0	0	1	0
10/03	Steelers	S	9	5	4	0.0	0.0	0	1	0	0	0
10/10	at Bengals	S	9	5	4	0.0	0.0	1	1	0	0	0
10/17	at Bears	S	6	4	2	0.0	0.0	0	0	0	0	0
10/24	Washington	S	14	11	3	0.0	0.0	0	0	2	0	0
10/28	at Cardinals	S	7	4	3	1.0	4.0	0	0	0	0	0
11/07	at Chiefs	S	7	4	3	0.0	0.0	0	0	0	0	0
11/14	Seahawks	S	5	5	0	0.0	0.0	0	0	0	0	0
11/21	at Vikings	S	7	6	1	0.0	0.0	0	1	0	0	0
11/28	Rams	S	4	4	0	0.0	0.0	0	0	0	0	0
12/12	Bears	S	16	9	7	0.0	0.0	0	0	0	0	0
12/19	at Ravens	S	10	5	5	1.0	4.0	0	0	0	0	0
12/25	Browns	S	13	12	1	0.0	0.0	0	1	0	0	0
2021 TOTALS		15-15	137	94	43	2.0	8.0	2	5	2	1	0

KENNY CLARK

97

DEFENSIVE LINEMAN
UCLA

Sixth NFL Season | Sixth Packers Season



Ht: 6-3 | Wt: 314 | Born: October 4, 1995 | NFL Games Played/Started: 87/73 | Acquired: D1-16

AT A GLANCE

- » Named to the Pro Bowl in 2021, joining Henry Jordan (1960-61, 1963, 1966) and Dave Hanner (1953-54) as the only Packers defensive tackles to make multiple Pro Bowls (2019).
- » Started all 13 games he played in last season and led the defensive line with 41 tackles (28 solo). In two postseason contests, posted 11 tackles (six solo), a team-best 2½ sacks (eighth most by a GB player in the postseason since 1982), a team-high two tackles for a loss and tied for the team lead with three QB hits.
- » Earned his first trip to the Pro Bowl (injury replacement for Rams DT Aaron Donald) after a 2019 season where he started all 16 games, ranked No. 2 on the team with a career-high 89 tackles (52 solo) and tied his career high with six sacks.
- » Named a Pro Bowl alternate in 2018 after recording a career-high six sacks (No. 2 on the team) and finishing No. 3 on the team with 73 tackles (36 solo) despite missing three games.
- » In 2017, started all 15 games he appeared in, leading the Green Bay defensive line in tackles (78) and ranking No. 2 in both sacks (4½) and solo tackles (39).
- » Played in all 16 games with two starts as a rookie (2016) and became the youngest player to appear in a season opener for the Packers since Arnie Herber (20 years old) in 1930.
- » Earned third-team All-America honors from *The Associated Press* and first-team All-Pacific-12 recognition from the coaches and media as a junior in 2015.

2021 SEASON: Has started all 14 contests he has appeared in and leads the Green Bay defensive line with 46 tackles (26 solo)...Has also recorded four sacks (tied for No. 3 on the team), six tackles for a loss (tied for No. 2 on the team), 12 QB hits (No. 3 on the team) and a fumble recovery...According to Stats Pass, leads the Packers with 42.0 QB hurries (No. 5 among NFL players listed as a DT)...Placed on the reserve/COVID-19 list on Dec. 16...**At New Orleans (Sept. 12):** Led the defensive line with 41 snaps played and five total tackles (three solo)...**Vs. Detroit (Sept. 20):** Finished No. 3 on the team with five tackles (two solo) and a QB hit...**At San Francisco (Sept. 26):** Played on 62 defensive snaps, No. 1 among defensive linemen and No. 6 on the team. Recorded two tackles (one solo), a sack and a QB hit. With just over five minutes left in the game and the 49ers with the ball at the GB 44-yard line, sacked QB Jimmy Garoppolo for a loss of 10 yards. Garoppolo attempted to throw the ball but threw it backwards and it was recovered by LB DeVondre Campbell and returned to the SF 38-yard line. K Mason Crosby hit a 38-yard field goal on the ensuing drive to give the Packers six-point lead with under three minutes to play...**Vs. Pittsburgh (Oct. 3):** Finished with four tackles (one solo), a tackle for a loss, a QB hit and recovered a fumble forced by DL Kingsley Keke on QB Ben Roethlisberger that gave GB the ball at the PIT 23-yard line. The ensuing drive resulted in a TD to give the Packers a 14-7 lead in the second quarter...**At Cincinnati (Oct. 10):** Finished with a season-high six tackles (three solo) and a team-leading two tackles for a loss. On the Bengals' first drive of the game, stopped QB Joe Burrow for no gain on third-and-1 to force a punt. Teamed up with LB Rashan Gary early in the second quarter to stop RB Joe Mixon for a loss of 1 yard on second and 3. With just over seven minutes to play in the fourth quarter, took down RB Samaje Perine for a loss of 1 yard on third-and-1...**At Chicago (Oct. 17):** Posted three tackles (all solo), two sacks, two tackles for a loss and two QB hits. The two sacks on QB Justin Fields totaled a loss of 23 yards and came in the span of three plays in the fourth quarter, becoming the first Packers defensive lineman with two fourth-quarter sacks since Aaron Kampman vs. Washington on Oct. 14, 2007. It was the third two-sack game of his career and first since Dec. 15, 2019, vs. the Bears...**Vs. Washington (Oct. 24):** Posted a QB hit...**At Arizona (Oct. 28):** Led the line by playing 53 of 59 defensive snaps and tallied two tackles (both assists)...**At Kansas City (Nov. 7):** Played on 24 defensive snaps and recorded a tackle (solo) before his day ended in the second quarter with a back injury...**Vs. Seattle (Nov. 14):** Led the line with 49 defensive snaps played, recording a tackle (solo) and a QB hit...**At Minnesota (Nov. 21):** Played on 61 defensive snaps (No. 5 on the team) and registered three tackles (two solo)...**Vs. L.A. Rams (Nov. 28):** Finished No. 2 on the team with six tackles (three solo) while also recording a sack, a tackle for a loss and two QB hits. With just over seven minutes left in the game, sacked QB Matthew Stafford on third-and-10 for a loss of 8 yards...**Vs. Chicago (Dec. 12):** Posted three tackles (two solo) and tied for the team lead with three QB hits...**Vs. Cleveland (Dec. 25):** Led the defensive line with four tackles (three solo).

REGULAR-SEASON COMPARISON: DEFENSIVE - MINNESOTA VIKINGS

DATE	OPP	W/L/T	GP/GS	TACKLES						MISC						
				TOT	SOLO	ASST	SACK	YDS.	INT	TFL	PD	QBH	TD	FF	FR	
9/18/16	GB @ MIN	L	P	2	2	0	0.0	0.0	0	0	1	0	0	0	0	
12/24/16	GB vs. MIN	W	P	1	1	0	0.0	0.0	0	0	0	2	0	0	1	
10/15/17	GB @ MIN	L	S	6	5	1	0.0	0.0	1	0	0	0	0	1	0	
12/23/17	GB vs. MIN	L	S	5	2	3	2.0	11.0	0	2	0	2	0	0	0	
9/16/18	GB vs. MIN	T	S	4	2	2	1.0	7.0	0	1	1	1	0	0	0	
11/25/18	GB @ MIN	L	S	4	3	1	1.0	9.0	0	1	0	1	0	0	0	
9/15/19	GB vs. MIN	W	S	3	1	2	1.0	7.0	0	0	0	1	0	1	0	
12/23/19	GB @ MIN	W	S	4	2	2	1.0	6.0	0	1	1	1	0	0	0	
9/13/20	GB @ MIN	W	S	2	1	1	0.0	0.0	0	0	0	0	0	0	0	
11/1/20	GB vs. MIN	L	S	4	4	0	0.0	0.0	0	0	0	0	0	0	0	
11/21/21	GB @ MIN	L	S	3	2	1	0.0	0.0	0	0	0	0	0	0	0	
TOTALS			4/6/1	11/9	38	25	13	6.0	40.0	0	6	3	8	0	2	1

KENNY CLARK'S NFL REGULAR-SEASON DEFENSIVE STATISTICS

YEAR	TEAM	GP	GS	TK	S	A	TACKLES					INTERCEPTIONS													
							TFL	YDS	SK	YDS	QBH	NO	YDS	LG	TD	PD	FF	FR	TD	YDS					
2016	Packers	16	2	21	13	8	1	1	0.0	0.0	2	0	0	0	0	2	0	2	0	2	0	0	0	0	0
2017	Packers	15	15	55	32	23	6	24	4.5	26.5	6	0	0	0	0	1	2	0	0	0	0	0	0	0	0
2018	Packers	13	13	55	36	19	8	47	6.0	43.0	9	0	0	0	0	3	1	2	0	0	0	0	0	0	0
2019	Packers	16	16	62	31	31	9	34	6.0	36.5	28	0	0	0	0	1	1	0	0	0	0	0	0	0	0
2020	Packers	13	13	42	28	14	3	14	2.0	12.0	6	0	0	0	0	0	0	0	0	0	0	0	0	0	0
2021	Packers	14	14	46	26	20	6	34	4.0	46.0	12	0	0	0	0	0	0	0	0	0	1	0	0	0	0
NFL TOTALS		87	73	281	166	115	33	154	22.5	164.0	63	0	0	0	0	7	4	5	0	2	0	0	0	0	0

KENNY CLARK'S NFL POSTSEASON DEFENSIVE STATISTICS

YEAR	TEAM	GP	GS	TK	S	A	TACKLES					INTERCEPTIONS													
							TFL	YDS	SK	YDS	QBH	NO	YDS	LG	TD	PD	FF	FR	TD	YDS					
2016	Packers	3	0	6	5	1	1	2	0.0	0.0	0	0	0	0	0	0	0	0	0	0	0	0	0	0	0
2019	Packers	2	2	6	5	1	1	2	1.0	2.0	3	0	0	0	0	0	0	0	0	0	0	0	0	0	0
2020	Packers	2	2	11	6	5	2	11	2.5	15.5	3	0	0	0	0	0	0	0	0	0	0	0	0	0	0
NFL TOTALS		7	4	23	16	7	4	15	3.5	17.5	6	0	0	0	0	0	0	0	0	0	0	0	0	0	0

SINGLE-GAME HIGHS: DEFENSIVE

Total Tackles	10 at Washington Football Team, Sep 23, 2018 10 at Minnesota Vikings, Oct 15, 2017	Forced Fumbles	1 vs. Minnesota Vikings, Sep 15, 2019 1 vs. Buffalo Bills, Sep 30, 2018 ...2 more at 1.
Sacks	2.0 at Chicago Bears, Oct 17, 2021 2.0 vs. Chicago Bears, Dec 15, 2019 ...2 more at 2.0.	Fumble Recoveries	1 vs. Pittsburgh Steelers, Oct 03, 2021 1 vs. Buffalo Bills, Sep 30, 2018 ...3 more at 1.
Passes Defensed	1 vs. Arizona Cardinals, Dec 02, 2018 1 at Washington, Sep 23, 2018 ...4 more at 1.	Tackles For Loss	4 at Los Angeles Rams, Oct 28, 2018 3 vs. Chicago Bears, Dec 15, 2019

NFL debut: at Jacksonville, 9/11/16

First NFL start: vs. Detroit, 9/25/16

First NFL sack: vs. Tampa Bay, 12/3/17 (J.Winston)

CAREER TRANSACTIONS

2016 - Selected by Green Bay Packers in the first round (27th overall) of '16 NFL Draft, April 28...Signed first contract, June 17.

2018 - Placed on injured reserve (elbow), Dec. 25.

2020 - Signed contract extension, Aug. 15.

2021 GXG REGULAR SEASON (PACKERS)

DATE	OPPONENT	P/S	TK	S	A	SK	YDS	INT	PD	FF	FR	TD
09/12	at Saints	S	5	3	2	0.0	0.0	0	0	0	0	0
09/20	Lions	S	5	2	3	0.0	0.0	0	0	0	0	0
09/26	at 49ers	S	3	2	1	1.0	15.0	0	0	0	0	0
10/03	Steelers	S	4	1	3	0.0	0.0	0	0	0	1	0
10/10	at Bengals	S	6	3	3	0.0	0.0	0	0	0	0	0
10/17	at Bears	S	3	3	0	2.0	23.0	0	0	0	0	0
10/24	Washington	S	0	0	0	0.0	0.0	0	0	0	0	0
10/28	at Cardinals	S	2	0	2	0.0	0.0	0	0	0	0	0
11/07	at Chiefs	S	1	1	0	0.0	0.0	0	0	0	0	0
11/14	Seahawks	S	1	1	0	0.0	0.0	0	0	0	0	0
11/21	at Vikings	S	3	2	1	0.0	0.0	0	0	0	0	0
11/28	Rams	S	6	3	3	1.0	8.0	0	0	0	0	0
12/12	Bears	S	3	2	1	0.0	0.0	0	0	0	0	0
12/19	at Ravens	RESERVE/COVID-19										
12/25	Browns	S	4	3	1	0.0	0.0	0	0	0	0	0
2021 TOTALS		14-14	46	26	20	4.0	46.0	0	0	0	1	0

RANDALL COBB

18

WIDE RECEIVER
KENTUCKY

11th NFL Season | Eighth Packers Season



Ht: 5-10 | Wt: 192 | Born: August 22, 1990 | NFL Games Played/Started: 142/84 | Acquired: T-21 (Hou.)

AT A GLANCE

- » Was acquired by the Packers in July 2021 in a trade with Houston after playing one season for the Texans (2020) and one with the Dallas Cowboys. Played for Green Bay for the first eight seasons of his NFL career (2011-18).
- » Ranks No. 6 in franchise history in receptions (498), No. 11 in receiving yards (5,899) and No. 10 in touchdown catches (46).
- » Is one of only five players in NFL history (Antonio Brown, Tim Brown, Derrick Mason, Steve Smith) to register 575-plus career receptions, 50-plus TD catches, two punt return TDs and a kickoff return TD.
- » Is one of just six players in team history to register 60-plus receptions in four consecutive seasons (2014-17).
- » Posted career highs in catches (91), receiving yards (1,287) and receiving TDs (12) in 2014 on the way to earning his first career Pro Bowl selection (injury replacement for WR Dez Bryant).
- » Set a franchise single-season record with a league-high 2,342 combined net yards in 2012, topping the previous team mark of 2,250 yards by RB Ahman Green in 2003.
- » Posted 954 receiving yards and 964 kickoff return yards in 2012 and remains the only player in NFL history to register 900-plus yards in each category in the same season.

2021 SEASON: Has appeared in 12 games with three starts and has posted 28 receptions for 375 yards (13.4 avg.) and five TDs along with one carry for 1 yard...Has posted multiple receiving TDs in two games, his first time doing so since 2014 (three games)...Has posted 12 receptions for 203 yards (16.9 avg.) and two TDs on third down, with 10 of those catches picking up first downs (83.3 pct.)...Of his 28 receptions on the season, 21 have picked up first downs (team-high 75.0 pct.)...Was placed on injured reserve (core) on Dec. 11...**At New Orleans (Sept. 12):** Appeared on 15 offensive snaps and posted a 32-yard reception, hauling in a pass from QB Jordan Love to the New Orleans 30 with just over three minutes remaining in the game...**Vs. Detroit (Sept. 20):** Played 12 snaps on offense, posting three receptions for 26 yards (8.7 avg.), including a 14-yard grab over the middle to convert a third-and-14 to the Green Bay 35 in the third quarter...**At San Francisco (Sept. 26):** Appeared on 21 snaps on offense...**Vs. Pittsburgh (Oct. 3):** Played 33 snaps and caught five passes for 69 yards (13.8 avg.) and two TDs, his first multi-TD game since he posted three TD catches with Green Bay vs. Kansas City on Sept. 28, 2015. His first four catches of the day came on third down, picking up first down on all four and racking up 68 receiving yards (17.0 avg.). On a third-and-10 with just under 11 minutes remaining in the first half, found an opening to haul in the pass from QB Aaron Rodgers and take it in for the 23-yard score. Found the end zone again with 4:46 remaining in the third quarter for a 1-yard TD pass from Rodgers...**At Cincinnati (Oct. 10):** Played 35 snaps and had two catches for 30 yards (15.0 avg.). With just over two minutes remaining in overtime and the Packers facing a third-and-16 at the Cincinnati 47, made a 15-yard catch over the middle to set up K Mason Crosby's game-winning 49-yard FG on the next play...**At Chicago (Oct. 17):** Appeared on 23 plays on offense...**Vs. Washington (Oct. 24):** Played 35 snaps and hauled in three passes for 22 yards (7.3 avg.)...**At Arizona (Oct. 28):** Started and played 50 of 73 snaps, catching three passes for 15 yards (5.0 avg.) and two TDs, his second game on the season with multiple receiving TDs. His first TD of the night, a 2-yard grab from Rodgers early in the third quarter, was the 50th receiving TD of his career...**At Kansas City (Nov. 7):** Played 33 snaps and led the team with 50 receiving yards on three catches (16.7 avg.), highlighted by a 35-yard grab over the middle late in the first half to the Kansas City 43. Brought his career reception total as a Packer to 490 as he moved past Don Hutson (488) for No. 6 in franchise history...**Vs. Seattle (Nov. 14):** Started and played a season-high 50 snaps, hauling in three passes for 21 yards (7.0 avg.), with two of the receptions picking up first downs...**At Minnesota (Nov. 21):** Started and played 45 of 59 snaps, posting a 15-yard reception on a third-and-8 late in the first half...**Vs. L.A. Rams (Nov. 28):** Played 19 snaps and posted a season-high 95 receiving yards and a TD on four catches (23.8 avg.). Made a 54-yard grab over the middle on a third down in the second quarter, the fifth-longest catch of his career and the longest since a 59-yard grab at New England on Nov. 24, 2019, when he was with Dallas. Scored on a 7-yard catch late in the second quarter, his 46th career receiving TD as a Packer as he moved past WR James Jones (45) for sole possession of the No. 10 spot in team history. Was sidelined for the second half (core).

REGULAR-SEASON COMPARISON: RECEIVING - MINNESOTA VIKINGS

DATE	OPP	W/L/T	GP/GS	REC	YDS.	AVG.	TD	LG	TGTS	YAC	
10/23/11	GB @ MIN	W	P	1	7	7.0	0	7	2	3	
11/14/11	GB vs. MIN	W	P	3	36	12.0	0	19	3	3	
12/2/12	GB vs. MIN	W	S	6	62	10.3	0	33	6	36	
10/2/14	GB vs. MIN	W	S	3	34	11.3	1	20	4	9	
11/23/14	GB @ MIN	W	S	4	58	14.5	0	29	5	19	
11/22/15	GB @ MIN	W	S	2	24	12.0	1	14	9	1	
1/3/16	GB vs. MIN	L	P	6	37	6.2	0	17	8	24	
9/18/16	GB @ MIN	L	S	5	42	8.4	0	14	7	36	
10/15/17	GB @ MIN	L	S	3	28	9.3	0	14	3	12	
12/23/17	GB vs. MIN	L	S	4	22	5.5	0	10	7	13	
9/16/18	GB vs. MIN	T	S	4	30	7.5	0	14	6	26	
11/10/19	DAL vs. MIN	L	P	6	106	17.7	1	24	8	13	
10/4/20	HST vs. MIN	L	P	2	36	18.0	0	23	5	28	
11/21/21	GB @ MIN	L	S	1	15	15.0	0	15	2	0	
TOTALS			6/7/1	14/9	50	537	10.7	3	33	75	223

POSTSEASON COMPARISON: RECEIVING - MINNESOTA VIKINGS

DATE	OPP	W/L	GP/GS	REC	YDS.	AVG.	TD	LG	TGTS	YAC
1/5/13	GB vs. MIN	W	S	1	7	7.0	0	7	2	11
TOTALS			1/0	1/1	1	7	7.0	0	7	11

RANDALL COBB'S NFL REGULAR-SEASON RUSHING/RECEIVING STATISTICS

DATE	TEAM	GP	GS	RECEIVING					RUSHING				
				NO.	YDS.	AVG.	LG	TD	NO.	YDS.	AVG.	LG	TD
2011	Packers	15	0	25	375	15.0	61	1	2	5	2.5	4	0
2012	Packers	15	8	80	954	11.9	39t	8	10	132	13.2	28	0
2013	Packers	6	4	31	433	14.0	48t	4	4	78	19.5	67	0
2014	Packers	16	16	91	1,287	14.1	70t	12	11	37	3.4	12	0
2015	Packers	16	15	79	829	10.5	53t	6	13	50	3.8	12	0
2016	Packers	13	10	60	610	10.2	47	4	10	33	3.3	14	0
2017	Packers	15	14	66	653	9.9	46	4	9	17	1.9	10	0
2018	Packers	9	6	38	383	10.1	75t	2	0	0	0.0	0	0
2019	Cowboys	15	6	55	828	15.1	59	3	3	11	3.7	7	0
2020	Texans	10	2	38	441	11.6	34	3	0	0	0.0	0	0
2021	Packers	12	3	28	375	13.4	54	5	1	1	1.0	1	0
NFL TOTALS		142	84	591	7,168	12.1	75t	52	63	364	5.8	67	0

RANDALL COBB'S NFL POSTSEASON RUSHING/RECEIVING STATISTICS

DATE	TEAM	GP	GS	RECEIVING					RUSHING				
				NO.	YDS.	AVG.	LG	TD	NO.	YDS.	AVG.	LG	TD
2011	Packers	1	0	3	38	12.7	21	0	0	0	0.0	0	0
2012	Packers	2	2	6	31	5.2	8	0	4	29	7.3	19	0
2013	Packers	1	1	2	51	25.5	26	0	1	1	1.0	1	0
2014	Packers	2	2	15	178	11.9	31	1	2	5	2.5	3	0
2015	Packers	2	2	3	38	12.7	15	1	5	24	4.8	9	0
2016	Packers	3	3	18	260	14.4	42t	3	0	0	0.0	0	0
NFL TOTALS		11	10	47	596	12.7	42t	5	12	59	4.9	19	0

RANDALL COBB'S NFL REGULAR-SEASON RETURN STATISTICS

DATE	TEAM	KICKOFF RETURNS					PUNT RETURNS					
		RET.	YDS.	AVG.	LG	TD	NO.	FC	YDS.	AVG.	LG	TD
2011	Packers	34	941	27.7	108t	1	26	18	295	11.3	80t	1
2012	Packers	38	964	25.4	46	0	31	21	292	9.4	75t	1
2013	Packers	1	10	10.0	10	0	3	5	23	7.7	16	0
2014	Packers	1	0	0.0	0	0	14	9	112	8.0	24	0
2015	Packers	0	0	0.0	0	0	4	4	10	2.5	10	0
2016	Packers	0	0	0.0	0	0	4	4	54	13.5	23	0
2017	Packers	0	0	0.0	0	0	0	0	0	0.0	0	0
2018	Packers	0	0	0.0	0	0	7	6	46	6.6	17	0
2019	Cowboys	2	11	5.5	11	0	4	9	34	8.5	14	0
2020	Texans	0	0	0.0	0	0	0	0	0	0.0	0	0
2021	Packers	0	0	0.0	0	0	1	0	0	0.0	0	0
NFL TOTALS		76	1,926	25.3	108t	1	94	76	866	9.2	80t	2

RANDALL COBB'S NFL POSTSEASON RETURN STATISTICS

DATE	TEAM	KICKOFF RETURNS					PUNT RETURNS					
		RET.	YDS.	AVG.	LG	TD	NO.	FC	YDS.	AVG.	LG	TD
2011	Packers	2	51	25.5	27	0	1	0	16	16.0	16	0
2012	Packers	4	71	17.8	27	0	5	0	17	3.4	6	0
2013	Packers	4	87	21.8	23	0	0	0	0	0.0	0	0
2014	Packers	2	28	14.0	23	0	0	0	0	0.0	0	0
2015	Packers	0	0	0.0	0	0	0	0	0	0.0	0	0
2016	Packers	0	0	0.0	0	0	0	2	0	0.0	0	0
NFL TOTALS		12	237	19.8	27	0	6	2	33	5.5	16	0

SINGLE-GAME HIGHS: RUSHING/RECEIVING

Rush Attempts	5 vs. Chicago Bears, Oct 20, 2016 4 at Chicago Bears, Nov 12, 2017 ...1 more at 4.	Kickoff Return TDs	1 vs. New Orleans Saints, Sep 08, 2011 3 vs. Chicago Bears, Sep 09, 2018 3 at Minnesota Vikings, Nov 22, 2015 ...2 more at 3.
Rushing Yards	72 vs. Detroit Lions, Oct 06, 2013 29 vs. Arizona Cardinals, Nov 04, 2012 67 vs. Detroit Lions, Oct 06, 2013 28 vs. Chicago Bears, Sep 13, 2012	Punt Return Yards	80 vs. San Francisco 49ers, Sep 09, 2012 80 vs. Minnesota Vikings, Nov 14, 2011 80t vs. Minnesota Vikings, Nov 14, 2011 75t vs. San Francisco 49ers, Sep 09, 2012
Longest Runs	11 vs. Chicago Bears, Sep 09, 2018 11 at Tampa Bay Buccaneers, Dec 21, 2014 142 vs. Chicago Bears, Sep 09, 2018 131 at Tampa Bay Buccaneers, Dec 21, 2014	Longest Punt Return	5 at Chicago Bears, Sep 25, 2011 4 at Washington, Sep 23, 2018 ...2 more at 4.
Receptions	75t vs. Chicago Bears, Sep 09, 2018 70t at New Orleans Saints, Oct 26, 2014 3 vs. Kansas City Chiefs, Sep 28, 2015 2 at Arizona Cardinals, Oct 28, 2021 ...7 more at 2.	Punt Returns	1 vs. San Francisco 49ers, Sep 09, 2012 1 vs. Minnesota Vikings, Nov 14, 2011 3 vs. Kansas City Chiefs, Sep 28, 2015 2 at Arizona Cardinals, Oct 28, 2021 ...8 more at 2.
Receiving Yards	230 vs. San Francisco 49ers, Sep 09, 2012 227 at New York Giants, Nov 25, 2012 6 at New York Giants, Nov 25, 2012 5 at San Diego Chargers, Nov 06, 2011	Punt Return TDs	1 vs. San Francisco 49ers, Sep 09, 2012 1 vs. Minnesota Vikings, Nov 14, 2011 3 vs. Kansas City Chiefs, Sep 28, 2015 2 at Arizona Cardinals, Oct 28, 2021 ...8 more at 2.
Longest Receptions	156 at New York Giants, Nov 25, 2012 135 vs. New Orleans Saints, Sep 08, 2011 108t vs. New Orleans Saints, Sep 08, 2011 55 vs. Minnesota Vikings, Nov 14, 2011	Most TDs	28.8 at Detroit Lions, Nov 17, 2019 28.0 at Washington Football Team, Nov 20, 2016 26.7 vs. San Francisco 49ers, Sep 09, 2012 20.0 vs. Minnesota Vikings, Nov 14, 2011 31.7 at Indianapolis Colts, Oct 07, 2012 30.0 vs. Arizona Cardinals, Nov 04, 2012
Receiving TDs		Receiving Average	
All-Purpose Yards		Punt Return Average	
Kickoff Returns		Kickoff Return Average	
Kickoff Return Yards			
Longest Kickoff Return			

100-YARD RECEIVING GAMES (15): REGULAR-SEASON

DATE	TEAM	NO.	YDS.	AVG.	LG	TD
10/14/12	at Texans	7	102	14.6	24	0
12/09/12	LIONS	7	102	14.6	38	0
12/16/12	at Bears	6	115	19.2	31	0
09/08/13	at 49ers	7	108	15.4	38	1
09/15/13	WASHINGTON	9	128	14.2	35t	1
09/28/14	at Bears	7	113	16.1	46	2
10/19/14	PANTHERS	6	121	20.2	47	1
10/26/14	at Saints	5	126	25.2	70t	1
11/16/14	EAGLES	10	129	12.9	22	0
12/21/14	at Buccaneers	11	131	11.9	30	0
09/20/15	SEAHAWKS	8	116	14.5	25	0
10/09/16	GIANTS	9	108	12.0	21	0
09/09/18	BEARS	9	142	15.8	75t	1
11/10/19	VIKINGS	6	106	17.7	24	1
11/17/19	at Lions	4	115	28.8	49	1

100-YARD RECEIVING GAMES (2): POSTSEASON

DATE	TEAM	NO.	YDS.	AVG.	LG	TD
01/11/15	COWBOYS	8	116	14.5	31	0
01/08/17	GIANTS	5	116	23.2	42t	3

NFL debut: vs. New Orleans, 9/8/11

First NFL start: at Houston, 10/14/12

First NFL TD: vs. New Orleans, 9/8/11 (A. Rodgers)

CAREER TRANSACTIONS

2011 – Selected by Green Bay Packers in the second round (64th overall) of '11 NFL Draft, April 29...Signed first contract, July 29.

2015 – Resigned contract extension with Green Bay.

2019 – Signed as unrestricted free agent with Dallas Cowboys, March 21.

2020 – Signed as unrestricted free agent with Houston Texans, April 1.

2021 – Traded from the Houston Texans to Green Bay Packers, July 28.

2021 GXG REGULAR SEASON (PACKERS)

		RECEIVING						
DATE	OPPONENT	P/S	NO.	YDS.	AVG.	LG	TD	
09/12	at Saints	P	1	32	32.0	32	0	
09/20	Lions	P	3	26	8.7	14	0	
09/26	at 49ers	P	0	0	0.0	0	0	
10/03	Steelers	P	5	69	13.8	25	2	
10/10	at Bengals	P	2	30	15.0	15	0	
10/17	at Bears	P	0	0	0.0	0	0	
10/24	Washington	P	3	22	7.3	15	0	
10/28	at Cardinals	S	3	15	5.0	7	2	
11/07	at Chiefs	P	3	50	16.7	35	0	
11/14	Seahawks	S	3	21	7.0	8	0	
11/21	at Vikings	S	1	15	15.0	15	0	
11/28	Rams	P	4	95	23.8	54	1	
12/12	Bears							
12/19	at Ravens							
12/25	Browns							
2021 TOTALS			12-3	28	375	13.4	54	5

MASON CROSBY

2

KICKER
COLORADO

15th NFL Season | 15th Packers Season



Ht: 6-1 | Wt: 207 | Born: September 3, 1984 | NFL Games Played/Started: 239/0 | Acquired: D6c-07

AT A GLANCE

- » With 1,789 career points, ranks No. 1 on the all-time franchise scoring list, having surpassed K Ryan Longwell (1,054) in 2015. Ranks No. 14 in NFL history in scoring.
- » Set the all-time franchise leader in field goals (366), 50-yard field goals (42) and extra points (691).
- » Has not missed a game in his career, playing in 239 straight contests in the regular season. Ranks No. 2 in team history for games played and consecutive games played (QB Brett Favre, 255).
- » Has kicked the eight longest field goals in franchise history (58-yarder in 2011, two 57-yarders in 2013 and one in 2020, 56-yarders in 2010, 2011 and 2015, 55-yarder in 2014).
- » Among kickers with 50-plus career attempts, ranks No. 1 in franchise history with a field-goal percentage of 80.9 (366/452).
- » Set a single-season franchise record (min. one attempt per game) for FG percentage when he connected on all 16 attempts in 2020 (100.0 pct.), eclipsing his mark (2019) and K Jan Stenerud's mark (1981) of 91.67 pct. (22 of 24).
- » Registered a franchise-record 10 straight 100-point seasons (2007-16), one of only three players in NFL history to register 100-plus points in 10-plus consecutive seasons (Jason Elam, 16, 1993-2008; Adam Vinatieri, 13, 1996-2008).
- » Set a new club record in Week 4 of 2021, with 24 consecutive field goals made (2019-21), breaking his own mark set from 2010-11 (23). His streak continued until 27 straight makes before recording a miss in Week 5 at Cincinnati.
- » Is the only player in franchise history to record five FGs in a game three times in his career (Week 5 vs. Detroit in 2013, Week 11 at Minnesota in 2015, Week 2 vs. Minnesota in 2018).
- » Holds the NFL postseason record for most consecutive FGs made with 23 straight from 2010-16.
- » Has scored 159 points during his career in the postseason, No. 1 in team history and No. 4 in NFL playoff annals.

2021 SEASON: Has converted on 21 of 30 FG attempts (70.0 pct.), including a game-winning 51-yard FG as time expired in Week 3 at San Francisco and a game-winning 49-yard FG in OT in Week 5 at Cincinnati...Is 3 for 4 on FGs from 50-plus yards and is also 44 for 45 (97.8 pct.) on extra-point attempts...Set a new franchise record in Week 4 with a streak of 24 consecutive field goals made (2019-2021), breaking his own mark set from 2010-11...The streak was extended into Week 5, where it was eventually stopped at 27 consecutive makes...**At New Orleans (Sept. 12):** Converted on his only FG attempt, a 39-yarder to put the Packers on the scoreboard right before the half. It was his 19th straight made field goal, tied for second in team history with his streak in 2013-14. He now trails only his streak of 23 straight FGs in 2010-11...**Vs. Detroit (Sept. 20):** Converted on all five XP attempts...**At San Francisco (Sept. 26):** Drilled a 51-yard FG as time expired to give Green Bay a 30-28 win. Was 3 for 3 in the game, converting from distances of 54, 38 and 51. It was the first time he had made two FGs over 50 yards in the same game, since Sept. 30, 2018, vs. Buffalo...**Vs. Pittsburgh (Oct. 3):** With two field goals (26, 29) made, brought his streak of consecutive FGs made to 24, which set a new franchise record, breaking his own mark set from 2010-11 (23)...**At Cincinnati (Oct. 10):** Converted on 4 of 7 FG attempts (most FG attempts in a game in franchise history), and made a game-winning 49-yard FG with 1:55 remaining in OT...**At Chicago (Oct. 17):** Converted his only FG attempt, a 39-yarder in the second quarter and was 3 of 3 on XPs...**Vs. Washington (Oct. 24):** Was 1 of 2 on FG attempts, converting from 39 and the other attempt was blocked. Also was a perfect 3 for 3 on XP tries...**At Arizona (Oct. 28):** Connected on his lone FG attempt from 21 yards out in the second quarter and was 3 for 3 on XPs...**At Kansas City (Nov. 7):** Missed his first attempt from 40 yards out and had his second attempt from 37 yards blocked...**Vs. Seattle (Nov. 14):** Converted on a 27-yard FG to give Green Bay a 3-0 lead in the second quarter. Was 1 for 2 on FG attempts and was 2 for 2 on XP tries...**At Minnesota (Nov. 21):** Converted 1 of 2 on FGs, including drilling a 54-yarder in the first quarter...**Vs. L.A. Rams (Nov. 28):** Converted on 3 of 4 FG attempts, including from 45, 28 and 29 yards out...**Vs. Chicago (Dec. 12):** Made his only FG attempt from 20 yards out and converted a season-high 6 for 6 on XP attempts...**At Baltimore (Dec. 19):** Connected on his only FG try from 29 yards out and was 4 for 4 on XPs...**Vs. Cleveland (Dec. 25):** Made his only FG attempt from 32 yards out and was 3 for 3 on XPs.

REGULAR-SEASON COMPARISON: KICKING - MINNESOTA VIKINGS

DATE	OPP	W/L	GP/GS	FGM	FGA	PCT	LONG	XPM	XPA	PTS	1-19	20-29	30-39	40-49	50+	KO	BT	
9/30/07	GB @ MIN	W	P	3	3	100%	44	2	2	11	0-0	0-0	0-0	1-1	0-0	6	2	
11/11/07	GB vs. MIN	W	P	2	2	100%	39	4	4	10	0-0	0-0	1-1	0-0	0-0	6	1	
9/8/08	GB vs. MIN	W	P	1	2	50%	42	3	3	6	0-0	0-0	0-0	1-1	0-0	5	2	
11/9/08	GB @ MIN	L	P	2	3	66.7%	47	3	3	9	0-0	0-0	0-0	1-1	0-0	5	2	
10/5/09	GB @ MIN	L	P	1	1	100%	31	2	2	5	0-0	0-0	1-1	0-0	0-0	5	1	
11/1/09	GB vs. MIN	L	P	2	3	66.7%	37	2	2	8	0-0	0-0	0-0	0-0	0-1	6	0	
11/21/10	GB @ MIN	W	P	1	1	100%	42	4	4	7	0-0	0-0	0-0	1-1	0-0	6	0	
10/23/11	GB @ MIN	W	P	4	4	100%	58	3	3	15	0-0	0-0	0-0	0-0	1-1	7	4	
11/14/11	GB vs. MIN	W	P	1	1	100%	25	6	6	9	0-0	1-1	0-0	0-0	0-0	8	4	
12/2/12	GB vs. MIN	W	P	3	4	75%	47	2	2	11	0-0	0-0	1-1	0-0	0-0	6	3	
12/30/12	GB @ MIN	L	P	2	2	100%	51	4	4	10	0-0	0-0	0-0	0-0	1-1	6	0	
10/27/13	GB @ MIN	W	P	3	3	100%	45	5	5	14	0-0	1-1	0-0	0-0	0-0	8	3	
11/24/13	GB vs. MIN	T	P	2	2	100%	27	2	2	8	0-0	1-1	0-0	0-0	0-0	6	0	
11/23/14	GB @ MIN	W	P	1	1	100%	48	3	3	6	0-0	0-0	0-0	1-1	0-0	5	0	
11/22/15	GB @ MIN	W	P	5	5	100%	52	1	1	16	0-0	0-0	0-0	1-1	0-0	8	2	
1/3/16	GB vs. MIN	L	P	2	2	100%	43	1	1	7	0-0	0-0	0-0	1-1	0-0	4	2	
12/24/16	GB vs. MIN	W	P	1	1	100%	48	5	5	8	0-0	0-0	0-0	1-1	0-0	7	5	
10/15/17	GB @ MIN	L	P	1	1	100%	26	1	1	4	0-0	1-1	0-0	0-0	0-0	3	2	
9/16/18	GB vs. MIN	T	P	5	6	83.3%	48	2	2	17	0-0	0-0	0-0	1-1	0-0	8	6	
11/25/18	GB @ MIN	L	P	1	1	100%	38	2	2	5	0-0	0-0	1-1	0-0	0-0	4	3	
12/23/19	GB @ MIN	W	P	3	3	100%	42	0	1	9	1-1	0-0	0-0	0-0	0-0	5	5	
9/13/20	GB @ MIN	W	P	2	2	100%	43	5	5	11	0-0	0-0	1-1	0-0	0-0	8	6	
11/21/21	GB @ MIN	L	P	1	2	50%	54	4	4	7	0-0	0-0	0-1	0-0	0-0	6	5	
10/24/10	GB vs. MIN	W	P	0	0	0%	0	4	4	4	0-0	0-0	0-0	0-0	0-0	5	0	
10/2/14	GB vs. MIN	W	P	0	0	0%	0	6	6	6	0-0	0-0	0-0	0-0	0-0	7	2	
9/18/16	GB @ MIN	L	P	0	0	0%	0	2	2	2	0-0	0-0	0-0	0-0	0-0	3	1	
9/15/19	GB vs. MIN	W	P	0	0	0%	0	3	3	3	0-0	0-0	0-0	0-0	0-0	4	4	
11/1/20	GB vs. MIN	L	P	0	0	0%	0	2	2	2	0-0	0-0	0-0	0-0	0-0	0	0	
12/23/17	GB vs. MIN	L	P	0	0	0%	0	0	0	0	0-0	0-0	0-0	0-0	0-0	1	0	
TOTALS			16/13	29/0	49	55	89.1%	58	83	84	230	1-1	4-4	5-6	9-9	2-3	158	65

POSTSEASON COMPARISON: KICKING - MINNESOTA VIKINGS

DATE	OPP	W/L	GP/GS	FGM	FGA	PCT	LONG	XPM	XPA	PTS	1-19	20-29	30-39	40-49	50+	KO	BT	
1/5/13	GB vs. MIN	W	P	1	1	100%	20	3	3	6	0-0	1-1	0-0	0-0	0-0	5	2	
TOTALS			1/0	1/0	1	1	100%	20	3	3	6	0-0	1-1	0-0	0-0	0-0	5	2

MASON CROSBY'S NFL REGULAR-SEASON KICKING STATISTICS

DATE	TEAM	GP	FGM	FGA	PCT.	LG	XP	XPA	PCT.	BLK	PTS
2007	Packers	16	31	39	79.5	53	48	48	100.0	1	141
2008	Packers	16	27	34	79.4	53	46	46	100.0	2	127
2009	Packers	16	27	36	75.0	52	48	49	98.0	0	129
2010	Packers	16	22	28	78.6	56	46	46	100.0	2	112
2011	Packers	16	24	28	85.7	58	68	69	98.6	0	140
2012	Packers	16	21	33	63.6	54	50	50	100.0	0	113
2013	Packers	16	33	37	89.2	57	42	42	100.0	0	141
2014	Packers	16	27	33	81.8	55	53	55	96.4	3	134
2015	Packers	16	24	28	85.7	56	36	36	100.0	1	108
2016	Packers	16	26	30	86.7	53	44	47	93.6	1	122
2017	Packers	16	15	19	78.9	50	33	35	94.3	1	78
2018	Packers	16	30	37	81.1	53	34	36	94.4	0	124
2019	Packers	16	22	24	91.7	54	40	41	97.6	0	106
2020	Packers	16	16	16	100.0	57	59	63	93.7	0	107
2021	Packers	15	21	30	70.0	54	44	45	97.8	2	107
NFL TOTALS		239	366	452	81.0	58	691	708	97.6	13	1,789

MASON CROSBY'S NFL POSTSEASON KICKING STATISTICS

DATE	TEAM	GP	FGM	FGA	PCT.	LG	XP	XPA	PCT.	BLK	PTS
2007	Packers	2	2	2	100.0	37	8	8	100.0	0	14
2009	Packers	1	1	2	50.0	20	6	6	100.0	0	9
2010	Packers	4	3	4	75.0	43	16	16	100.0	0	25
2011	Packers	1	2	2	100.0	47	2	2	100.0	0	8
2012	Packers	2	2	2	100.0	31	7	7	100.0	0	13
2013	Packers	1	2	2	100.0	34	2	2	100.0	0	8
2014	Packers	2	7	7	100.0	48	3	3	100.0	0	24
2015	Packers	2	4	4	100.0	43	5	5	100.0	0	17
2016	Packers	3	3	4	75.0	56	10	10	100.0	0	19
2019	Packers	2	0	0	0.0	0	6	6	100.0	0	6
2020	Packers	2	4	4	100.0	39	4	4	100.0	0	16
NFL TOTALS		22	30	33	90.9	56	69	69	100.0	0	159

MASON CROSBY'S NFL REGULAR-SEASON FIELD-GOAL ACCURACY STATISTICS

DATE	TEAM	1-19	PCT.	20-29	PCT.	30-39	PCT.	40-49	PCT.	50+	PCT.
2007	Packers	1-1	100.0	8-8	100.0	10-11	90.9	9-14	64.3	3-5	60.0
2008	Packers	1-1	100.0	8-8	100.0	10-13	76.9	5-6	83.3	3-6	50.0
2009	Packers	1-1	100.0	13-13	100.0	7-9	77.8	4-7	57.1	2-6	33.3
2010	Packers	1-1	100.0	7-8	87.5	4-5	80.0	8-10	80.0	2-4	50.0
2011	Packers	1-1	100.0	4-5	80.0	14-14	100.0	3-5	60.0	2-3	66.7
2012	Packers	0-0	0.0	5-5	100.0	5-7	71.4	9-12	75.0	2-9	22.2
2013	Packers	1-1	100.0	13-13	100.0	8-8	100.0	6-8	75.0	5-7	71.4
2014	Packers	0-0	0.0	7-7	100.0	11-12	91.7	5-7	71.4	4-7	57.1
2015	Packers	1-1	100.0	7-7	100.0	4-4	100.0	8-11	72.7	4-5	80.0
2016	Packers	1-1	100.0	6-6	100.0	13-15	86.7	5-6	83.3	1-2	50.0
2017	Packers	0-0	0.0	8-8	100.0	2-4	50.0	4-4	100.0	1-3	33.3
2018	Packers	0-0	0.0	4-4	100.0	10-11	90.9	11-15	73.3	5-7	71.4
2019	Packers	1-1	100.0	2-2	100.0	11-11	100.0	7-8	87.5	1-2	50.0
2020	Packers	1-1	100.0	1-1	100.0	5-5	100.0	5-5	100.0	4-4	100.0
2021	Packers	0-0	0.0	9-9	100.0	5-9	55.6	4-8	50.0	3-4	75.0
NFL TOTALS		10-10	100.0	102-104	98.1	119-138	86.2	93-126	73.8	42-74	56.8

MASON CROSBY'S NFL POSTSEASON FIELD-GOAL ACCURACY STATISTICS

DATE	TEAM	1-19	PCT.	20-29	PCT.	30-39	PCT.	40-49	PCT.	50+	PCT.
2007	Packers	0-0	0.0	0-0	0.0	2-2	100.0	0-0	0.0	0-0	0.0
2009	Packers	0-0	0.0	1-1	100.0	0-0	0.0	0-0	0.0	0-1	0.0
2010	Packers	0-0	0.0	1-1	100.0	1-1	100.0	1-1	100.0	0-1	0.0
2011	Packers	0-0	0.0	0-0	0.0	1-1	100.0	1-1	100.0	0-0	0.0
2012	Packers	0-0	0.0	1-1	100.0	1-1	100.0	0-0	0.0	0-0	0.0
2013	Packers	0-0	0.0	1-1	100.0	1-1	100.0	0-0	0.0	0-0	0.0
2014	Packers	2-2	100.0	0-0	0.0	1-1	100.0	4-4	100.0	0-0	0.0
2015	Packers	0-0	0.0	2-2	100.0	1-1	100.0	1-1	100.0	0-0	0.0
2016	Packers	0-0	0.0	0-0	0.0	1-1	100.0	0-1	0.0	2-2	100.0
2019	Packers	0-0	0.0	0-0	0.0	0-0	0.0	0-0	0.0	0-0	0.0
2020	Packers	0-0	0.0	3-3	100.0	1-1	100.0	0-0	0.0	0-0	0.0
NFL TOTALS		2-2	100.0	9-9	100.0	10-10	100.0	7-8	87.5	2-4	50.0

SINGLE-GAME HIGHS: KICKER

Field Goals Made	5 vs. Minnesota Vikings, Sep 16, 2018 5 at Minnesota Vikings, Nov 22, 2015 ...1 more at 5.
Field Goal Attempts	7 at Cincinnati Bengals, Oct 10, 2021 6 vs. Minnesota Vikings, Sep 16, 2018 58 at Minnesota Vikings, Oct 23, 2011 57 at Detroit Lions, Dec 13, 2020 ...2 more at 57.
Longest Field Goals Made	7 vs. Chicago Bears, Nov 09, 2014 7 vs. Tennessee Titans, Dec 23, 2012 ...1 more at 7.
PATs Made	7 vs. Chicago Bears, Nov 09, 2014 7 vs. Tennessee Titans, Dec 23, 2012 ...1 more at 7.
PAT Attempts	7 vs. Chicago Bears, Nov 09, 2014 7 vs. Tennessee Titans, Dec 23, 2012 ...1 more at 7.
Points	17 vs. Minnesota Vikings, Sep 16, 2018 16 at Minnesota Vikings, Nov 22, 2015 ...2 more at 16.

Special Teams Tackles	2 at Dallas Cowboys, Nov 29, 2007 1 at Detroit Lions, Dec 13, 2020 ...24 more at 1.
Longest Field Goals Attempt	69 vs. Detroit Lions, Dec 28, 2008 59 vs. New Orleans Saints, Oct 22, 2017 70.8 vs. Minnesota Vikings, Sep 08, 2008 70.7 vs. San Diego Chargers, Sep 23, 2007
Kickoff Average	100.0 vs. Chicago Bears, Dec 12, 2021 100.0 vs. Detroit Lions, Sep 20, 2021 ...30 more at 100.0.
Extra Point Attempt Percentage	100.0 vs. San Francisco 49ers, Oct 15, 2018 100.0 at Minnesota Vikings, Nov 22, 2015 ...7 more at 100.0.

NFL debut: vs. Philadelphia, 9/9/07

First NFL field goal: vs. Philadelphia, 9/9/07 (53 yards)

CAREER TRANSACTIONS

2007- Selected by Green Bay Packers as third of three choices in the sixth round (193rd overall) of '07 NFL Draft, April 29...Signed first contract, July 23.

2011 - Re-signed by Packers as unrestricted free agent, July 30.

2016 - Signed contract extension, March 2.

2020 - Signed contract extension, Feb. 24.

2021 GXG REGULAR SEASON (PACKERS)

DATE	OPPONENT	P	FIELD GOALS				EXTRA POINTS				
			FGM	FGA	PCT	LG	XP	XPA	PCT	BLK	PTS
09/12	at Saints	P	1	1	100.0	39	0	0	0.0	0	3
09/20	Lions	P	0	0	0.0	0	5	5	100.0	0	5
09/26	at 49ers	P	3	3	100.0	54	3	3	100.0	0	12
10/03	Steelers	P	2	2	100.0	29	3	3	100.0	0	9
10/10	at Bengals	P	4	7	57.1	49	1	2	50.0	0	13
10/17	at Bears	P	1	1	100.0	39	3	3	100.0	0	6
10/24	Washington	P	1	2	50.0	39	3	3	100.0	0	6
10/28	at Cardinals	P	1	1	100.0	21	3	3	100.0	0	6
11/07	at Chiefs	P	0	2	0.0	0	1	1	100.0	0	1
11/14	Seahawks	P	1	2	50.0	27	2	2	100.0	0	5
11/21	at Vikings	P	1	2	50.0	54	4	4	100.0	0	7
11/28	Rams	P	3	4	75.0	45	3	3	100.0	0	12
12/12	Bears	P	1	1	100.0	20	6	6	100.0	0	9
12/19	at Ravens	P	1	1	100.0	29	4	4	100.0	0	7
12/25	Browns	P	1	1	100.0	32	3	3	100.0	0	6
2021 TOTALS	15		21	30	70.0	54	44	45	97.8	0	107

DOMINIQUE DAFNEY

49

TIGHT END
INDIANA STATE

First NFL Season | First Packers Season



Ht: 6-2 | Wt: 243 | Born: June 3, 1997 | NFL Games Played/Started: 13/4 | Acquired: FA-20

AT A GLANCE

- » Appeared in five games with two starts as a rookie for the Packers in 2020, posting two catches for 26 yards (13.0 avg.) and a TD and two tackles on special teams.
- » Was signed to Green Bay's practice squad on Oct. 12, 2020. Was a gameday elevation from the practice squad vs. Philadelphia in Week 13 and then was signed to the 53-man roster on Dec. 12.
- » Entered the NFL as an undrafted free agent with the Indianapolis Colts on Aug. 26, 2020, before being waived on Sept. 5.
- » Played in 35 games with six starts during his collegiate career, spending one season at Indiana State (2019) and two seasons at Iowa (2017-18).

2021 SEASON: Has appeared in eight games with two starts, seeing time on offense and special teams, and has one reception for 8 yards along with three tackles on special teams...Was placed on injured reserve (hip) on Sept. 25 and then was activated on Oct. 28. **At New Orleans (Sept. 12):** Played 19 snaps on offense and 11 on special teams...**Vs. Detroit (Sept. 20):** Appeared on a career-high 29 plays on offense and 11 on special teams...**At Arizona (Oct. 28):** Played 14 snaps on offense and 12 on special teams...**At Kansas City (Nov. 7):** Made his first start of the season, opening as one of two tight ends, and appeared on 25 snaps...**Vs. Seattle (Nov. 14):** Inactive (hamstring)...**At Minnesota (Nov. 21):** Appeared on 16 plays on offense and 10 on special teams and posted an 8-yard reception...**Vs. L.A. Rams (Nov. 28):** Played on 20 snaps on offense and 23 on special teams, posting the first forced fumble of his career when he knocked the ball out on a third-quarter punt return by WR J.J. Koski, a fumble that LB Krys Barnes recovered at the Los Angeles 28. Led the team with a career-high three tackles on special teams...**Vs. Chicago (Dec. 12):** Played seven snaps on offense and six on special teams before sustaining an ankle injury in the second quarter...**At Baltimore (Dec. 19):** Inactive (ankle)...**Vs. Cleveland (Dec. 25):** Appeared on three plays on offense and five on special teams.

REGULAR-SEASON COMPARISON: RECEIVING - MINNESOTA VIKINGS

DATE	OPP	W/L	GP/GS	REC	YDS.	AVG.	TD	LG	TGTS	YAC
11/21/21	GB @ MIN	L	P	1	8	8.0	0	8	1	4
TOTALS		0/1	1/0	1	8	8.0	0	8	1	4

DOMINIQUE DAFNEY'S NFL REGULAR-SEASON RUSHING/RECEIVING STATISTICS

DATE	TEAM	GP	GS	RECEIVING					RUSHING				
				NO.	YDS.	AVG.	LG	TD	NO.	YDS.	AVG.	LG	TD
2020	Packers	5	2	2	26	13.0	13t	1	0	0	0.0	0	0
2021	Packers	8	2	1	8	8.0	8	0	0	0	0.0	0	0
NFL TOTALS		13	4	3	34	11.3	13t	1	0	0	0.0	0	0

DOMINIQUE DAFNEY'S NFL POSTSEASON RUSHING/RECEIVING STATISTICS

DATE	TEAM	GP	GS	RECEIVING					RUSHING				
				NO.	YDS.	AVG.	LG	TD	NO.	YDS.	AVG.	LG	TD
2020	Packers	2	0	0	0	0.0	0	0	0	0	0.0	0	0
NFL TOTALS		2	0	0	0	0.0	0	0	0	0	0.0	0	0

SINGLE-GAME HIGHS: RECEIVING

Receptions 1 at Chicago Bears, Jan 03, 2021
1 vs. Tennessee Titans, Dec 27, 2020

Receiving Yards 13 at Chicago Bears, Jan 03, 2021
13 vs. Tennessee Titans, Dec 27, 2020

Longest Receptions 13t at Chicago Bears, Jan 03, 2021
13 vs. Tennessee Titans, Dec 27, 2020

Receiving TDs 1 at Chicago Bears, Jan 03, 2021

All-Purpose Yards 13 at Chicago Bears, Jan 03, 2021
13 vs. Tennessee Titans, Dec 27, 2020

Special Teams Tackles 3 vs. Los Angeles Rams, Nov 28, 2021
1 at Chicago Bears, Jan 03, 2021
...1 more at 1.

Most TDs 1 at Chicago Bears, Jan 03, 2021

SINGLE-GAME HIGHS - POSTSEASON: RUSHING

Kickoff Returns 1 vs. Tampa Bay Buccaneers, Jan 24, 2021

Special Teams Tackles 1 vs. Los Angeles Rams, Jan 16, 2021

Career Transactions

2020 - Signed as undrafted free agent with the Indianapolis Colts on Aug. 26...Waived on Sept. 5...Signed to Green Bay's practice squad on Oct. 12.

2021 - Placed on injured reserve, Sept. 25...Activated off injured reserve, Oct. 28.

SHAWN DAVIS

30

SAFETY
FLORIDA

Rookie



Ht: 5-11 | Wt: 202 | Born: December 24, 1998 | NFL Games Played/Started: 1/0 | Acquired: FA-21

AT A GLANCE

- » Signed to the Packers' active roster from practice squad on Dec. 18, 2021
- » Joined Packers practice squad on Sept. 21, 2021
- » Selected in the fifth round (165th overall) of the 2021 NFL Draft by the Indianapolis Colts.
- » Was released from the Colts' practice squad on Sept. 16, 2021.
- » Appeared in 37 games (16 starts) at Florida (2017-20) and tallied 124 tackles (76 solo), 5.5 tackles for loss, 15 passes defended, five interceptions, one forced fumble and one fumble recovery.
- » Led the Gators in interceptions (two) in 2020.
- » In 2019, he had a single-season career-high three interceptions, which also tied for second on the team.
- » Earned SEC Defensive Player of the Week after he tallied a team-high six tackles and one interception against Auburn in 2019.

2021 SEASON: Has appeared in one game and has logged a tackle on special teams...Was signed to the active roster from the practice squad on Dec. 18...**At Baltimore (Dec. 19):** Inactive (healthy scratch)...**vs. Cleveland (Dec. 25):** Made his NFL debut, playing on nine special teams snaps and recording a tackle.

SHAWN DAVIS' NFL REGULAR-SEASON DEFENSIVE STATISTICS

YEAR	TEAM	GP	GS	TACKLES							INTERCEPTIONS							ST				MISC						
				TK	S	A	TFL	YDS	SK	YDS	QBH	NO	YDS	LG	TD	PD	FF	FR	TD	YDS	TK	S	A	FF	S	A		
2021	Packers	1	0	0	0	0	0	0	0.0	0.0	0	0	0	0	0	0	0	0	0	0	0	1	0	1	0	0	0	0
NFL TOTALS		1	0	0	0	0	0	0	0.0	0.0	0	0	0	0	0	0	0	0	0	0	1	0	1	0	0	0	0	

2021 GXG REGULAR SEASON (COLTS/PACKERS)

DATE	OPPONENT	P/S	TK	S	A	SK	YDS	INT	PD	FF	FR	TD	
09/12	Seahawks		PRACTICE SQUAD										
09/19	Rams		NOT ON ROSTER										
			Went from Colts to Packers .										
09/26	at 49ers		PRACTICE SQUAD										
10/03	Steelers		PRACTICE SQUAD										
10/10	at Bengals		PRACTICE SQUAD										
10/17	at Bears		PRACTICE SQUAD										
10/24	Washington		PRACTICE SQUAD										
10/28	at Cardinals		PRACTICE SQUAD										
11/07	at Chiefs		PRACTICE SQUAD										
11/14	Seahawks		PRACTICE SQUAD										
11/21	at Vikings		PRACTICE SQUAD										
11/28	Rams		PRACTICE SQUAD										
12/12	Bears		PRACTICE SQUAD										
12/19	at Ravens		ON INACTIVE LIST										
12/25	Browns	P	0	0	0	0	0.0	0.0	0	0	0	0	
2021 TOTALS		1-0	0	0	0	0	0.0	0.0	0	0	0	0	

**TYLER
DAVIS**

84

TIGHT END
GEORGIA TECH

Second NFL Season | First Packers Season



Ht: 6-4 | Wt: 252 | Born: April 2, 1997 | NFL Games Played/Started: 20/0 | Acquired: FA-21 (PS-Ind.)

AT A GLANCE

- » Originally selected by the Jacksonville Jaguars in the sixth round (No. 206 overall) of the 2020 NFL Draft.
- » Played in eight games as a rookie for the Jaguars in 2020.
- » After being released by Jacksonville following the 2021 training camp, was signed to the Colts' practice squad on Sept. 3.
- » In college, appeared in 48 games at Connecticut (2016-18) and Georgia Tech (2019), registering 64 receptions for 648 yards (10.1 avg.) and eight touchdowns.

2021 SEASON: Has appeared in 12 games, seeing time on offense and special teams, and has recorded two catches for 26 yards (13.0 avg.) along with three tackles on special teams...Was signed by Green Bay on Sept. 28 off the Indianapolis Colts' practice squad...**Vs. Pittsburgh (Oct. 3):** Appeared on seven plays on special teams in his Green Bay debut...**At Cincinnati (Oct. 10):** Saw his first action in a Green Bay uniform on offense, appearing on four plays, and registered a tackle on special teams in seven snaps of action...**At Chicago (Oct. 17):** Played eight snaps on special teams and registered a tackle...**Vs. Washington (Oct. 24):** Appeared on one play on offense and nine on special teams, recording a tackle...**At Arizona (Oct. 28):** Played 10 snaps on special teams...**At Kansas City (Nov. 7):** Appeared on one play on offense and 13 on special teams...**Vs. Seattle (Nov. 14):** Played 12 snaps on offense and 15 on special teams and posted his first NFL reception when he hauled in a 4-yard pass from QB Aaron Rodgers in the first quarter...**At Minnesota (Nov. 21):** Appeared on 22 plays on special teams and three on offense...**Vs. L.A. Rams (Nov. 28):** Played on three plays on offense and a team-high 29 on special teams...**Vs. Chicago (Dec. 12):** Appeared on nine plays on offense and 27 on special teams and registered a tackle...**At Baltimore (Dec. 19):** Played on 19 snaps on offense and 21 on special teams, posting a career-long 22-yard reception down the seam in the second quarter...**Vs. Cleveland (Dec. 25):** Appeared on 13 snaps on offense and 19 on special teams.

TYLER DAVIS' NFL REGULAR-SEASON RUSHING/RECEIVING STATISTICS

DATE	TEAM	GP	GS	RECEIVING					RUSHING				
				NO.	YDS.	AVG.	LG	TD	NO.	YDS.	AVG.	LG	TD
2020	Jaguars	8	0	0	0	0.0	0	0	0	0	0.0	0	0
2021	Packers	12	0	2	26	13.0	22	0	0	0	0.0	0	0
NFL TOTALS		20	0	2	26	13.0	22	0	0	0	0.0	0	0

SINGLE-GAME HIGHS: RECEIVING

Receiving Yards 22 at Baltimore Ravens, Dec 19, 2021
 4 vs. Seattle Seahawks, Nov 14, 2021
 Longest Receptions 22 at Baltimore Ravens, Dec 19, 2021
 4 vs. Seattle Seahawks, Nov 14, 2021

All-Purpose Yards 4 vs. Seattle Seahawks, Nov 14, 2021
 Special Teams Tackles 1 vs. Washington Football Team, Oct 24, 2021
 1 at Chicago Bears, Oct 17, 2021
 ...1 more at 1.

Career Transactions

2021 - Signed off of Indianapolis Colts practice squad, Sept. 28.

2021 GXG REGULAR SEASON (COLTS/PACKERS)

DATE	OPPONENT	P/S	RECEIVING					RUSHING					
			NO.	YDS.	AVG.	LG	TD	NO.	YDS.	AVG.	LG	TD	
09/12	Seahawks		PRACTICE SQUAD										
09/19	Rams		PRACTICE SQUAD										
09/26	at Titans		PRACTICE SQUAD										
Went from Colts to Packers .													
10/03	Steelers	P	0	0	0.0	0	0	0	0	0.0	0	0	
10/10	at Bengals	P	0	0	0.0	0	0	0	0	0.0	0	0	
10/17	at Bears	P	0	0	0.0	0	0	0	0	0.0	0	0	
10/24	Washington	P	0	0	0.0	0	0	0	0	0.0	0	0	
10/28	at Cardinals	P	0	0	0.0	0	0	0	0	0.0	0	0	
11/07	at Chiefs	P	0	0	0.0	0	0	0	0	0.0	0	0	
11/14	Seahawks	P	1	4	4.0	4	0	0	0	0.0	0	0	
11/21	at Vikings	P	0	0	0.0	0	0	0	0	0.0	0	0	
11/28	Rams	P	0	0	0.0	0	0	0	0	0.0	0	0	
12/12	Bears	P	0	0	0.0	0	0	0	0	0.0	0	0	
12/19	at Ravens	P	1	22	22.0	22	0	0	0	0.0	0	0	
12/25	Browns	P	0	0	0.0	0	0	0	0	0.0	0	0	
2021 TOTALS		12-0	2	26	13.0	22	0	0	0	0.0	0	0	

JOSIAH DEGUARA

81

TIGHT END
CINCINNATI

Second NFL Season | Second Packers Season



Ht: 6-2 | Wt: 238 | Born: February 14, 1997 | NFL Games Played/Started: 16/2 | Acquired: D3-20

AT A GLANCE

- » Last name is pronounced duh-gwa-rah.
- » Played in two games with one start as a rookie in 2020 and had one reception for 12 yards before sustaining a season-ending knee injury in Week 4 vs. Atlanta.
- » Started in Week 1, becoming just the second rookie TE to start for the Packers in the season opener since the 1970 AFL-NFL merger (Richard Rodgers, 2014).
- » Posted 1,117 receiving yards at the University of Cincinnati, joining Brent Celek (1,135 yards) as the only tight ends in school history to post 1,000-plus receiving yards.
- » Registered 92 career receptions for the Bearcats, the most in school history by a tight end, with 77 of those catches coming in his final two seasons.
- » His 504 receiving yards as a senior in 2019 were the second most in a season by a TE in school annals, trailing only Travis Kelce's 722 yards in 2012.

2021 SEASON: Has appeared in 14 games with one start and has 20 receptions for 168 yards (8.4 avg.) and a TD...**At New Orleans (Sept. 12):** Appeared on five snaps on offense and six on special teams, departing the game after sustaining a concussion on the second play from scrimmage of the second half...**Vs. Detroit (Sept. 20):** Inactive (concussion)...**At San Francisco (Sept. 26):** Played 17 snaps on offense, posting a 4-yard reception, and six snaps on special teams...**Vs. Pittsburgh (Oct. 3):** Appeared on 24 plays on offense and 10 plays on special teams...**At Cincinnati (Oct. 10):** Played 13 snaps on offense and 15 on special teams...**At Chicago (Oct. 17):** Appeared on 15 plays on offense and 18 on special teams and posted a 4-yard reception...**Vs. Washington (Oct. 24):** Played 11 snaps on offense and 14 on special teams...**At Arizona (Oct. 28):** Played 16 snaps on offense and 15 on special teams, hauling in two passes for 20 yards (10.0 avg.)...**At Kansas City (Nov. 7):** Appeared on 15 plays on offense, posting two receptions for 16 yards (8.0 avg.), and seven plays on special teams...**Vs. Seattle (Nov. 14):** Played 25 snaps on offense and three on special teams, posting two receptions for 9 yards (4.5 avg.)...**At Minnesota (Nov. 21):** Appeared on 27 plays on offense, matching his career high with two catches for a career-best 37 yards (18.5 avg.). Posted his first TD catch in the NFL when he got behind LB Eric Kendricks and S Harrison Smith in the end zone to make a 25-yard grab from scrambling QB Aaron Rodgers with 30 seconds remaining in the first half...**Vs. L.A. Rams (Nov. 28):** Played 35 snaps on offense and seven on special teams, finishing with two catches for 13 yards (6.5 avg.), including a 12-yard grab on fourth-and-2 to the Los Angeles 9 on Green Bay's opening drive of the second half...**Vs. Chicago (Dec. 12):** Played on 37 snaps on offense, hauling in a career-high three receptions for a career-best 44 yards (14.7 avg.). Matched his career long with a 25-yard grab to the Chicago 25 midway through the second quarter...**At Baltimore (Dec. 19):** Made his first start of the season, appearing on 35 snaps on offense and matching his career high with three catches for 16 yards (5.3 avg.)...**Vs. Cleveland (Dec. 25):** Played 33 snaps on offense, hauling in two passes for 5 yards (2.5 avg.).

REGULAR-SEASON COMPARISON: RECEIVING - MINNESOTA VIKINGS

DATE	OPP	W/L	GP/GS	REC	YDS.	AVG.	TD	LG	TGTS	YAC
9/13/20	GB @ MIN	W	S	1	12	12.0	0	12	2	11
11/21/21	GB @ MIN	L	P	2	37	18.5	1	25t	2	8
TOTALS		1/1	2/1	3	49	16.3	1	25t	4	19

JOSIAH DEGUARA'S NFL REGULAR-SEASON RECEIVING STATISTICS

DATE	TEAM	GP	GS	RECEIVING				
				NO.	YDS.	AVG.	LG	TD
2020	Packers	2	1	1	12	12.0	12	0
2021	Packers	14	1	20	168	8.4	25t	1
NFL TOTALS		16	2	21	180	8.6	25t	1

SINGLE-GAME HIGHS: RECEIVING

Receptions	3 at Baltimore Ravens, Dec 19, 2021 3 vs. Chicago Bears, Dec 12, 2021	All-Purpose Yards	44 vs. Chicago Bears, Dec 12, 2021 37 at Minnesota Vikings, Nov 21, 2021
Receiving Yards	44 vs. Chicago Bears, Dec 12, 2021 37 at Minnesota Vikings, Nov 21, 2021	Most TDs	1 at Minnesota Vikings, Nov 21, 2021
Longest Receptions	25 vs. Chicago Bears, Dec 12, 2021 25t at Minnesota Vikings, Nov 21, 2021	Receiving Average	14.7 vs. Chicago Bears, Dec 12, 2021 5.3 at Baltimore Ravens, Dec 19, 2021
Receiving TDs	1 at Minnesota Vikings, Nov 21, 2021		

NFL debut/first start: at Minnesota, 9/13/20

First NFL reception: at Minnesota, 9/13/20 (12 yards, A.Rodgers)

CAREER TRANSACTIONS

2020 - Selected by Green Bay Packers in the third round (94th overall) of '20 NFL Draft, April 24... Signed first contract, July 21... Placed on injured reserve (knee), Oct. 13.



AJ DILLON

28

RUNNING BACK
BOSTON COLLEGE

Second NFL Season | Second Packers Season



Ht: 6-0 | Wt: 247 | Born: May 2, 1998 | NFL Games Played/Started: 26/1 | Acquired: D2-20

AT A GLANCE

- » Posted a career-best 124 yards rushing and a career-high two TDs on 21 carries (5.9 avg.) last season vs. Tennessee in Week 16, becoming the first rookie in franchise history to rush for 120-plus yards and two TDs in a game.
- » Became the youngest player in franchise history to rush for 100-plus yards and two TDs in a game.
- » Appeared in 11 games as a rookie last season and had 242 rushing yards and two TDs on 46 carries (5.3 avg.).
- » Was a three-time All-Atlantic Coast Conference first-team selection and finished his career as Boston College's all-time leader in rushing yards (4,238), rushing touchdowns (38) and all-purpose yards (4,618).
- » Was one of only two FBS players (Wisconsin RB Jonathan Taylor) to finish in the top 15 in the country in rushing yards per game each season from 2017-19.
- » Earned third-team All-America recognition from *The Associated Press* in 2019 after rushing for a career-high 1,685 yards and tying his career best with 14 rushing TDs.

2021 SEASON: Has played in all 15 games with one start, ranking No. 2 on the team with 677 yards and three TDs on 159 carries (4.3 avg.) with 31 receptions for 289 yards (9.3 avg.) and two TDs...Ranks No. 3 on the team with 966 yards from scrimmage and has posted 70-plus yards from scrimmage in six of the last eight games...Has registered one tackle on special teams...**At New Orleans (Sept. 12):** Saw 16 snaps of action on offense, leading the team with 19 rushing yards on four carries (4.8 avg.) while adding a 7-yard reception...**Vs. Detroit (Sept. 20):** Appeared on 19 plays on offense, carrying the ball five times for 18 yards (3.6 avg.) with an 8-yard reception...**At San Francisco (Sept. 26):** Played 18 snaps on offense, carrying the ball six times for 18 yards (3.0 avg.) with two receptions for 8 yards (4.0 avg.)...**Vs. Pittsburgh (Oct. 3):** Appeared on 29 snaps on offense and led the team with a season-high 81 yards rushing on 15 carries (5.4 avg.). Recorded a season-high five rushing first downs and racked up 56 yards on 11 carries (5.1 avg.) in the second half. Posted a 25-yard run down to the Pittsburgh 1-yard line in the third quarter, the longest run by a Packer this season, setting up a QB Aaron Rodgers TD pass to WR Randall Cobb on the next play...**At Cincinnati (Oct. 10):** Played 21 snaps, posting a career-high 49 receiving yards and a TD on a career-best four receptions (12.3 avg.). Caught a 12-yard TD pass from Rodgers early in the second quarter, the first receiving TD of his NFL career. Added 30 rushing yards on eight carries (3.8 avg.)...**At Chicago (Oct. 17):** Played 25 snaps on offense and rushed for 59 yards on 11 carries (5.4 avg.), highlighted by a career-long 36-yard run midway through the second quarter...**Vs. Washington (Oct. 24):** Appeared on 13 plays on offense, posting three carries for 6 yards (2.0 avg.) and a 2-yard reception. Also played five snaps on special teams...**At Arizona (Oct. 28):** Played 29 snaps on offense and led the team with 78 rushing yards on 16 carries (4.9 avg.). Picked up a season-high six first downs on the ground, the second most in a game in his career (seven vs. Tennessee in 2020). Also appeared on five plays on special teams and posted a tackle...**At Kansas City (Nov. 7):** Appeared on 24 offensive plays and posted a team-high 90 yards from scrimmage, rushing for 46 yards on eight carries (5.8 avg.) while matching his career high with four catches for 44 yards (11.0 avg.)...**Vs. Seattle (Nov. 14):** Posted a season-high 128 yards from scrimmage (66 rushing/62 receiving), the second-best total of his career behind only his 129-yard effort vs. Tennessee in 2020. Matched his career best with two rushing TDs (vs. Tennessee, 2020), scoring twice in the fourth quarter (3, 2 yards) in the 17-3 win. Added a career-best 62 receiving yards on two grabs (31.0 avg.), highlighted by a career-long 50-yard catch midway through the fourth quarter to the Seattle 26. Became just the fourth Packer since the 1970 merger to register 60-plus rushing yards, two-plus rushing TDs and 60-plus receiving yards in a game, joining RBs Aaron Jones (twice), Ahman Green (twice) and Dorsej Levens. Became the first Packer since Levens (Nov. 16, 1997, at Indianapolis) to have multiple rushing TDs and a reception of 50-plus yards in a game...**At Minnesota (Nov. 21):** Made his first career NFL start, opening in place of an injured Aaron Jones (knee). Posted a team-high 53 yards on 11 carries (4.8 avg.) along with a career-high six receptions for 44 yards (7.3 avg.). Registered 75-plus yards from scrimmage for the fourth consecutive game...**Vs. L.A. Rams (Nov. 28):** Played 42 snaps and led the team with 69 rushing yards on 20 carries (3.5 avg.) and added five receptions for 21 yards (4.2 avg.) and a TD. Scored on a 5-yard pass from Rodgers over the middle midway through the third quarter on Green Bay's opening drive of the second half. Finished with 90-plus yards from scrimmage for the fourth consecutive game...**Vs. Chicago (Dec. 12):** Led the team with 71 rushing yards on 15 carries (4.7 avg.), his sixth straight game with 70-plus yards from scrimmage...**At Baltimore (Dec. 19):** Played 23 snaps on offense and rushed for 22 yards on seven carries (3.1 avg.) with a 13-yard reception...**Vs. Cleveland (Dec. 29):** Appeared on 26 plays on offense, rushing for 41 yards on nine carries (4.6 avg.) along with three receptions for 15 yards (5.0 avg.).

REGULAR-SEASON COMPARISON: RECEIVING - MINNESOTA VIKINGS

DATE	OPP	W/L	GP/GS	REC	YDS.	AVG.	TD	LG	TGTS	YAC
11/1/20	GB vs. MIN	L	P	1	16	16.0	0	16	1	15
11/21/21	GB @ MIN	L	S	6	44	7.3	0	13	6	57
TOTALS		0/2	2/1	7	60	8.6	0	16	7	72

AJ DILLON'S NFL REGULAR-SEASON RUSHING/RECEIVING STATISTICS

DATE	TEAM	RUSHING							RECEIVING				
		GP	GS	NO.	YDS.	AVG.	LG	TD	NO.	YDS.	AVG.	LG	TD
2020	Packers	11	0	46	242	5.3	30t	2	2	21	10.5	16	0
2021	Packers	15	1	159	677	4.3	36	3	31	289	9.3	50	2
NFL TOTALS		26	1	205	919	4.5	36	5	33	310	9.4	50	2

AJ DILLON'S NFL POSTSEASON RUSHING/RECEIVING STATISTICS

DATE	TEAM	RUSHING							RECEIVING				
		GP	GS	NO.	YDS.	AVG.	LG	TD	NO.	YDS.	AVG.	LG	TD
2020	Packers	2	0	9	44	4.9	9	0	1	13	13.0	13	0
NFL TOTALS		2	0	9	44	4.9	9	0	1	13	13.0	13	0

SINGLE-GAME HIGHS: RUSHING/RECEIVING

Rush Attempts	21 vs. Seattle Seahawks, Nov 14, 2021 21 vs. Tennessee Titans, Dec 27, 2020	Longest Receptions	50 vs. Seattle Seahawks, Nov 14, 2021 24 at Cincinnati Bengals, Oct 10, 2021
Rushing Yards	124 vs. Tennessee Titans, Dec 27, 2020 81 vs. Pittsburgh Steelers, Oct 03, 2021	Receiving TDs	1 vs. Los Angeles Rams, Nov 28, 2021 1 at Cincinnati Bengals, Oct 10, 2021
Longest Runs	36 at Chicago Bears, Oct 17, 2021 30t vs. Tennessee Titans, Dec 27, 2020	All-Purpose Yards	129 vs. Tennessee Titans, Dec 27, 2020 128 vs. Seattle Seahawks, Nov 14, 2021
Rushing TDs	2 vs. Seattle Seahawks, Nov 14, 2021 2 vs. Tennessee Titans, Dec 27, 2020	Most TDs	2 vs. Seattle Seahawks, Nov 14, 2021 2 vs. Tennessee Titans, Dec 27, 2020
Receptions	6 at Minnesota Vikings, Nov 21, 2021 5 vs. Los Angeles Rams, Nov 28, 2021	Rushing Average	5.9 vs. Tennessee Titans, Dec 27, 2020 5.8 at Kansas City Chiefs, Nov 07, 2021
Receiving Yards	62 vs. Seattle Seahawks, Nov 14, 2021 49 at Cincinnati Bengals, Oct 10, 2021	Receiving Average	12.3 at Cincinnati Bengals, Oct 10, 2021 11.0 at Kansas City Chiefs, Nov 07, 2021

NFL debut: at Minnesota, 9/13/20
First NFL touchdown: vs. Tennessee, 12/27/20 (30-yard run)
First NFL 100-yard game: vs. Tennessee, 12/27/20 (124 yards)

CAREER TRANSACTIONS

2020 - Selected by Green Bay Packers in the second round (62nd overall) of '20 NFL Draft, April 24...Signed first contract, July 1...Placed on reserve/COVID-19, Nov. 2...Activated from reserve/COVID-19, Dec. 10...Activated from exempt/COVID-19, Dec. 12.

2021 GXG REGULAR SEASON (PACKERS)

DATE	OPPONENT	P/S	RUSHING					RECEIVING				
			NO.	YDS.	AVG.	LG	TD	NO.	YDS.	AVG.	LG	TD
09/12	at Saints	P	4	19	4.8	6	0	1	7	7.0	7	0
09/20	Lions	P	5	18	3.6	8	0	1	8	8.0	8	0
09/26	at 49ers	P	6	18	3.0	6	0	2	8	4.0	6	0
10/03	Steelers	P	15	81	5.4	25	0	1	16	16.0	16	0
10/10	at Bengals	P	8	30	3.8	17	0	4	49	12.3	24	1
10/17	at Bears	P	11	59	5.4	36	0	0	0	0.0	0	0
10/24	Washington	P	3	6	2.0	3	0	1	2	2.0	2	0
10/28	at Cardinals	P	16	78	4.9	12	0	0	0	0.0	0	0
11/07	at Chiefs	P	8	46	5.8	15	0	4	44	11.0	21	0
11/14	Seahawks	P	21	66	3.1	11	2	2	62	31.0	50	0
11/21	at Vikings	S	11	53	4.8	11	0	6	44	7.3	13	0
11/28	Rams	P	20	69	3.5	8	0	5	21	4.2	8	1
12/12	Bears	P	15	71	4.7	11	0	0	0	0.0	0	0
12/19	at Ravens	P	7	22	3.1	6	1	1	13	13.0	13	0
12/25	Browns	P	9	41	4.6	8	0	3	15	5.0	7	0
2021 TOTALS		15-1	159	677	4.3	36	3	31	289	9.3	50	2

RASUL DOUGLAS

29

CORNERBACK
WEST VIRGINIA

Fifth NFL Season | First Packers Season



Ht: 6-2 | Wt: 209 | Born: August 29, 1994 | NFL Games Played/Started: 70/36 | Acquired: FA-21 (PS-Ari.)

AT A GLANCE

- » Prior to joining Green Bay this year, he played 60 games played with 29 starts (Philadelphia, 2017-19 / Carolina, 2020), totaling 178 tackles (144 solo), 10 tackles for loss, five INTs and 34 passes defensed. Recorded a game-changing 33-yard interception return for a TD in the third quarter vs. the Rams on Nov. 28, 2021. It was his first career TD. »
- In his lone year with the Panthers in 2020, appeared in 14 games and made 11 starts, recording a career-high 62 tackles (50), while adding nine passes defensed.
- » As a rookie in 2017, made significant contributions on defense during the Eagles' Super Bowl LII run, playing in 14 contests with five starts, tallying 24 stops (22), two INTs and a career- best 11 passes defensed.
- » In six postseason appearances, has recorded 10 stops and one pass defensed.

2021 SEASON: Has appeared in 10 games with seven starts, recording 49 tackles (46 solo), a career-best five INTs (two returned for a TDs), a career-high 12 PDs and a FF...Is No. 1 on team in INTs and No. 2 on the team in PDs...Also has four tackles on special teams...Since Week 8, leads the NFL with five INTs and 105 yards on INT returns...Leads the NFL with the lowest passer rating allowed when targeted (44.7) among all defenders targeted over 45 times (stathead.com)...Was signed to Green Bay's active roster on Oct. 6 off the Arizona Cardinals' practice squad...**At Cincinnati (Oct. 10):** Inactive (healthy scratch)...**At Chicago (Oct. 17):** Made his Packers debut, playing on 52 snaps and recording five tackles (all solo)...**Vs. Washington (Oct. 24):** Started his first game for Green Bay, playing on 58 snaps and recording four solo tackles, a PD and a forced fumble...**At Arizona (Oct. 28):** Recorded a game-winning interception, picking off Cardinals' QB Kyler Murray with 15 seconds remaining in the game, as Arizona had the ball down to Green Bay's 5-yard line looking for the go-ahead score. Started and played all 59 snaps, finishing the game with nine solo tackles (tied for the second best of his career), an INT and two PDs...**At Kansas City (Nov. 7):** Played on all 65 snaps, recording four tackles (three solo)...**Vs. Seattle (Nov. 14):** Played on 42 snaps and logged four solo tackles, a TFL and a PD. His TFL and PD came on back-to-back plays in the third quarter, making a tackle on an attempted reverse for a loss of 4 yards and then breaking up a pass on third-and-long intended for WR DK Metcalf...**At Minnesota (Nov. 21):** Played on 54 snaps and registered five solo tackles...**Vs. L.A. Rams (Nov. 28):** Started and logged five tackles (three solo) and had a game-changing 33-yard interception return for a TD in the third quarter. It was his first career TD and his seventh career INT. Led the team with a career-high four PDs, the most by a Packer since CB Jaire Alexander had five at the L.A. Rams on Oct. 28, 2018...**Vs. Chicago (Dec. 12):** Posted a 55-yard INT return for a TD in the second quarter as he became only the second Packer in team history to post an INT return for a TD in back-to-back games (CB Herb Adderley, Sept. 19-26, 1965). Became the first Green Bay DB with two in a season since CB Charles Woodson (three) in 2009. Also logged two tackles and two PDs as he appeared on all 59 snaps...**At Baltimore (Dec. 19):** Played on all 70 snaps, recording eight tackles (all solo) which was the fifth most of his career, and had a special teams tackle in six snaps of work...**Vs. Cleveland (Dec. 25):** Intercepted two passes of Browns QB Baker Mayfield, the last one coming with under a minute left to seal the victory as the Browns were driving. It was his first career multi-INT game. Played on all 68 snaps, logging three solo tackles, two INTs and two PDs. Also played on six special teams snaps and recorded two tackles.

REGULAR-SEASON COMPARISON: DEFENSIVE - MINNESOTA VIKINGS

DATE	OPP	W/L	GP/GS	TACKLES							MISC					
				TOT	SOLO	ASST	SACK	YDS.	INT	TFL	PD	QBH	TD	FF	FR	
10/13/19	PHI @ MIN	L	S	6	5	1	0.0	0.0	0	1	0	0	0	0	0	0
11/29/20	CAR @ MIN	L	S	7	6	1	0.0	0.0	0	0	0	0	0	0	0	0
11/21/21	GB @ MIN	L	P	5	5	0	0.0	0.0	0	0	0	0	0	0	0	0
TOTALS			0/3	3/2	18	16	2	0.0	0.0	0	1	0	0	0	0	0

RASUL DOUGLAS' NFL REGULAR-SEASON DEFENSIVE STATISTICS

YEAR	TEAM	GP	GS	TK	S	TACKLES					INTERCEPTIONS							ST			MISC								
						A	TFL	YDS	SK	YDS	QBH	NO	YDS	LG	TD	PD	FF	FR	TD	YDS	TK	S	A	FF	FR	S	A		
2017	Eagles	14	5	24	22	2	0	0.0	0.0	0	2	7	7	0	11	0	0	0	0	0	0	1	10	0	0	0	0		
2018	Eagles	16	7	57	48	9	6	14	0.0	0.0	0	3	14	17	0	4	0	0	0	0	0	1	0	1	0	0	0	0	
2019	Eagles	16	6	35	24	11	3	5	0.0	0.0	1	0	0	0	10	0	0	0	0	0	0	0	0	0	0	0	0	0	
2020	Panthers	14	11	62	50	12	1	1	0.0	0.0	0	0	0	0	9	0	0	0	0	0	0	0	0	0	0	0	0	0	0
2021	Packers	10	7	49	46	3	1	4	0.0	0.0	0	5	105	55t	2	12	1	0	0	0	0	4	3	1	0	0	0	0	0
NFL TOTALS		70	36	227	190	37	11	24	0.0	0.0	1	10	126	55t	2	46	1	0	0	0	0	6	4	2	0	0	0	0	0

RASUL DOUGLAS' NFL POSTSEASON DEFENSIVE STATISTICS

YEAR	TEAM	GP	GS	TK	S	TACKLES					INTERCEPTIONS							ST			MISC									
						A	TFL	YDS	SK	YDS	QBH	NO	YDS	LG	TD	PD	FF	FR	TD	YDS	TK	S	A	FF	FR	S	A			
2017	Eagles	3	0	0	0	0	0	0.0	0.0	0	0	0	0	0	0	0	0	0	0	0	0	0	0	0	0	0	0	0	0	0
2018	Eagles	2	2	10	10	0	0	0.0	0.0	0	0	0	0	0	1	0	0	0	0	0	0	0	0	0	0	0	0	0	0	0
2019	Eagles	1	0	0	0	0	0	0.0	0.0	0	0	0	0	0	0	0	0	0	0	0	0	0	0	0	0	0	0	0	0	0
NFL TOTALS		6	2	10	10	0	0	0.0	0.0	0	0	0	0	0	1	0	0	0	0	0	0	0	0	0	0	0	0	0	0	0

SINGLE-GAME HIGHS: DEFENSIVE

Total Tackles 14 at Los Angeles Rams, Dec 16, 2018
 9 at Arizona Cardinals, Oct 28, 2021
 ...2 more at 9.

Passes Defensed 4 vs. Los Angeles Rams, Nov 28, 2021
 3 vs. Chicago Bears, Oct 18, 2020
 ...2 more at 3.

Forced Fumbles 1 vs. Washington Football Team, Oct 24, 2021

Tackles For Loss 2 vs. Detroit Lions, Sep 22, 2019
 1 vs. Seattle Seahawks, Nov 14, 2021
 ...8 more at 1.

Interceptions 2 vs. Cleveland Browns, Dec 25, 2021
 1 vs. Chicago Bears, Dec 12, 2021
 ...7 more at 1.

Interception Return Yards 55 vs. Chicago Bears, Dec 12, 2021
 33 vs. Los Angeles Rams, Nov 28, 2021
 2 vs. Cleveland Browns, Dec 25, 2021
 1 at Baltimore Ravens, Dec 19, 2021
 ...3 more at 1.

Special Teams Tackles

SINGLE-GAME HIGHS - POSTSEASON: DEFENSIVE

Total Tackles 8 at Chicago Bears, Jan 06, 2019
 2 at New Orleans Saints, Jan 13, 2019

Passes Defensed 1 at Chicago Bears, Jan 06, 2019

2021 GXG REGULAR SEASON (PACKERS)

DATE	OPPONENT	P/S	TK	S	A	SK	YDS	INT	PD	FF	FR	TD
09/12	at Saints											
09/20	Lions											
09/26	at 49ers											
10/03	Steelers											
10/10	at Bengals											
10/17	at Bears	P	5	5	0	0	0	0	0	0	0	0
10/24	Washington	S	4	4	0	0	0	0	0	1	1	0
10/28	at Cardinals	S	9	9	0	0	0	0	1	2	0	0
11/07	at Chiefs	S	4	3	1	0	0	0	0	0	0	0
11/14	Seahawks	P	4	4	0	0	0	0	0	1	0	0
11/21	at Vikings	P	5	5	0	0	0	0	0	0	0	0
11/28	Rams	S	5	3	2	0	0	0	1	4	0	0
12/12	Bears	S	2	2	0	0	0	0	1	2	0	0
12/19	at Ravens	S	8	8	0	0	0	0	0	0	0	0
12/25	Browns	S	3	3	0	0	0	0	2	2	0	0
2021 TOTALS			10-7	49	46	3	0	0	5	12	1	0

TRANSACTIONS: Selected by the Philadelphia Eagles in the third round (99th overall) of the 2017 NFL Draft...Waived by Philadelphia (9/5/20)...Claimed off waivers by the Carolina Panthers (9/6/20)...Placed on the Reserve/COVID-19 list (10/23/20)...Activated from the Reserve/COVID-19 list (11/2/20)...Declared free agency (3/27/21)...Signed with the Las Vegas Raiders as an unrestricted free agent (4/19/21)...Waived by Las Vegas (8/23/21)...Signed with the Houston Texans as a free agent (8/25/21).

TIPA GALEAI

40

LINEBACKER
UTAH STATE

First NFL Season | First Packers Season



Ht: 6-5 | Wt: 229 | Born: February 26, 1997 | NFL Games Played/Started: 6/0 | Acquired: FA-20

AT A GLANCE

- » Signed to the 53-man roster on Nov. 16, 2021.
- » Spent his entire rookie season in 2020 on the Packers' practice squad, appearing in one contest.
- » Was a gameneday elevation to the active roster in Week 1, making his NFL debut at Minnesota (Sept. 13) and appeared on nine snaps on defense.
- » Originally signed by Green Bay as an undrafted free agent on April 30, 2020.

2021 SEASON: Has appeared in five games, logging nine tackles (five solo) and a sack...Was signed to the active roster from the practice squad on Nov. 16...**At Minnesota (Nov. 21):** Made his season debut, playing on 36 snaps and logging three tackles (two solo)...**Vs. L.A. Rams (Nov. 28):** Played on 28 snaps and recorded one solo tackle...**Vs. Chicago (Dec. 12):** Played on 16 snaps and recorded three solo tackles...**At Baltimore (Dec. 19):** Played on 14 defensive snaps...**Vs. Cleveland (Dec. 25):** Played on 16 snaps and registered his first career sack, bringing down Browns QB Baker Mayfield for a loss of 3 yards in the second quarter. Finished the game with two tackles (both solo) and a sack.

Signed to the 53-man roster on Nov. 16, 2021...Re-signed by Green Bay on Jan. 25, 2021...Spent his entire rookie season in 2020 on the Packers' practice squad, appearing in one contest...Was a gameneday elevation to the active roster in Week 1, making his NFL debut at Minnesota (Sept. 13) and appearing on nine snaps on defense...Originally signed by Green Bay as an undrafted free agent on April 30, 2020...Played in 25 games with 24 starts for Utah State in 2018-19 after beginning his career at TCU, where he appeared in 17 contests in 2015-16...Registered 119 tackles (60 solo), 23 tackles for a loss, 15½ sacks, three forced fumbles, a fumble recovery, two interceptions and five passes defended at Utah State...Started all 12 games he appeared in as a senior in 2019 and earned second-team All-Mountain West honors...Ranked No. 6 on the team with 55 tackles (30 solo) while tying for the team lead with five sacks and ranking No. 2 with nine tackles for a loss...Added a team-high eight QB hurries to go along with a fumble recovery...Posted four tackles (all solo), including a season-high three tackles for a loss and a sack, at San Diego State (Sept. 21)...Registered a career-high four QB hurries, six tackles (four solo) and a fumble recovery vs. Colorado State (Sept. 28)...Recorded five tackles (three solo) and matched his career high with two sacks at New Mexico (Nov. 30)...Appeared in all 13 contests with 12 starts for the Aggies as a junior in 2018, earning second-team All-Mountain West recognition...Ranked No. 5 on the team with a career-high 64 tackles (30 solo) while leading the team in both sacks (career-high 10½) and tackles for a loss (career-best 14)...Posted the most sacks by an Aggie since 2005 and the most tackles for a loss since 2015...Led the conference and was tied for No. 9 in the nation in sacks...Led the team with three forced fumbles and seven QB hurries while adding a career-best two INTs, five passes defended and a blocked kick...Recorded four tackles (two solo), a career-high two sacks, a forced fumble and a QB hit at Michigan State (Aug. 31)...Posted a career-high 11 tackles (four solo) and a sack, and blocked a 40-yard FG vs. Air Force (Sept. 22)...Intercepted his first career pass and returned it 56 yards for a TD at BYU (Oct. 5)...Posted his second career INT when he picked off a pass vs. San Jose State (Nov. 10)...Matched his career high with two sacks vs. North Texas in the New Mexico Bowl (Dec. 15) as he finished with six tackles (four solo) and three tackles for a loss...Sat out the 2017 season after transferring from TCU...Played in 10 games as a sophomore in 2016 at TCU and posted 24 tackles (16 solo), 5½ tackles for a loss, 3½ sacks, two fumble recoveries and a pass defended...Registered a season-high six tackles (one solo) vs. Iowa State (Sept. 17)...Recorded three tackles (two solo) and a season-high 1½ sacks at SMU (Sept. 23)...Matched his season high with six tackles (two solo) vs. Texas Tech (Oct. 29)...Posted two tackles (one solo) and a strip-sack of QB Jacob Eason that he recovered vs. Georgia (Dec. 30) in the AutoZone Liberty Bowl...Played in seven games as a true freshman at TCU in 2015, finishing the season with seven tackles (five solo) and a sack...Posted his first career sack vs. Stephen F. Austin (Sept. 12) in his collegiate debut...Earned his degree in communications...Earned District 7-6A first-team honors and honorable mention all-state recognition as an LB at Trinity High School (Eules, Texas)...Was named to the *Fort Worth Star-Telegram* Super Team following his senior season after he registered 52 tackles, 15 tackles for a loss, eight sacks and 17 QB hurries...Did an internship with the strength coach at Utah State in the fall of 2019...Helped with a turkey drive and served dinner to families during Thanksgiving while he was at Utah State...His brother, Salanoa, was a long snapper at Utah State in 2014-15...His cousin, T Halapoulivai Vaitai, plays for the Detroit Lions and was a teammate of his at TCU...Another cousin, T Sam Tevi, plays for the Los Angeles Chargers...Name is pronounced tee-puh nah-lee-eye...Given name Tipa Te'i Galeai; born in Eules, Texas.

REGULAR-SEASON COMPARISON: DEFENSIVE - MINNESOTA VIKINGS

DATE	OPP	W/L	GP/GS	TACKLES							MISC						
				TOT	SOLO	ASST	SACK	YDS.	INT	TFL	PD	QBH	TD	FF	FR		
11/21/21	GB @ MIN	L	P	3	2	1	0.0	0.0	0	0	0	0	0	0	0	0	0
TOTALS		0/1	1/0	3	2	1	0.0	0.0	0	0	0	0	0	0	0	0	0

TIPA GALEAI'S NFL REGULAR-SEASON DEFENSIVE STATISTICS

YEAR	TEAM	GP	GS	TACKLES							INTERCEPTIONS							ST			MISC						
				TK	S	A	TFL	YDS	SK	YDS	QBH	NO	YDS	LG	TD	PD	FF	FR	TD	YDS	TK	S	A	FF	FR	S	A
2020	Packers	1	0	0	0	0	0	0	0.0	0.0	0	0	0	0	0	0	0	0	0	0	0	0	0	0	0	0	0
2021	Packers	5	0	9	5	4	1	3	1.0	3.0	1	0	0	0	0	0	0	0	0	0	0	0	0	0	0	0	0
NFL TOTALS		6	0	9	5	4	1	3	1.0	3.0	1	0	0	0	0	0	0	0	0	0	0	0	0	0	0	0	0

SINGLE-GAME HIGHS: DEFENSIVE

Total Tackles 3 vs. Chicago Bears, Dec 12, 2021
3 at Minnesota Vikings, Nov 21, 2021

2021 GXG REGULAR SEASON (PACKERS)

DATE	OPPONENT	P/S	TK	S	A	SK	YDS	INT	PD	FF	FR	TD
09/12	at Saints											
09/20	Lions											
09/26	at 49ers											
10/03	Steelers											
10/10	at Bengals											
10/17	at Bears											
10/24	Washington											
10/28	at Cardinals											
11/07	at Chiefs											
11/14	Seahawks											
11/21	at Vikings	P	3	2	1	0	0	0	0	0	0	0
11/28	Rams	P	1	1	0	0	0	0	0	0	0	0
12/12	Bears	P	3	0	3	0	0	0	0	0	0	0
12/19	at Ravens	P	0	0	0	0	0	0	0	0	0	0
12/25	Browns	P	2	2	0	1	0	3	0	0	0	0
2021 TOTALS		5-0	9	5	4	1	0	3	0	0	0	0

JONATHAN GARVIN

53

LINEBACKER
MIAMI

Second NFL Season | Second Packers Season



Ht: 6-4 | Wt: 257 | Born: July 28, 1999 | NFL Games Played/Started: 22/1 | Acquired: D7b-20

AT A GLANCE

- » Logged his first full sack of his career on 10/17/21 at Chicago, taking down QB Justin Fields for a loss of 4 yards in the second quarter.
- » Played in eight contests for the Packers in 2020, recording five tackles (two solo).
- » Registered a career-best three tackles (two solo) at Tampa Bay (Oct. 18, 2020).
- » Selected by the Packers with the second of two selections in the seventh round (No. 242 overall) of the 2020 NFL Draft, a pick obtained from Baltimore in 2018 in exchange for RB Ty Montgomery.

2021 SEASON: Has played in 14 games with one start, logging 13 tackles (11 solo), 1.5 sacks, a TFL and five QB hits...Was placed on the reserve/COVID-19 list on Nov. 24 prior to Week 12 vs. the Rams...Was activated from reserve/COVID-19 on Dec. 4...**At New Orleans (Sept. 12):** Played a career-high 26 defensive snaps...**Vs. Detroit (Sept. 20):** Played on 13 defensive snaps, logging one tackle and his first career QB hit...**At San Francisco (Sept. 26):** Had two tackles (one solo), while adding a split sack with T.J. Slaton and also added two QB hits, a career best in both categories...**Vs. Pittsburgh (Oct. 3):** Played on 26 defensive snaps, recording one solo tackle...**At Cincinnati (Oct. 10):** Played on 20 snaps and logged one QB hit...**At Chicago (Oct. 17):** Recorded his first full sack, taking down QB Justin Fields for a loss of 4 yards in the second quarter. Finished with two tackles (both solo)...**Vs. Washington (Oct. 24):** Logged one tackle and had a QB hit on 43 snaps of work...**At Arizona (Oct. 28):** Played on 25 snaps as a reserve...**At Kansas City (Nov. 7):** Played on 20 snaps and logged a solo tackle...**Vs. Seattle (Nov. 14):** Logged three solo tackles on 30 snaps of work...**At Minnesota (Nov. 21):** Made his first start of the season, playing on 34 snaps and recording a tackle...**Vs. Chicago (Dec. 12):** Played on 18 defensive snaps and 11 on special teams...**At Baltimore (Dec. 19):** Played on 18 defensive snaps and eight special teams snaps...**Vs. Cleveland (Dec. 25):** Played on 14 snaps and logged a solo tackle.

REGULAR-SEASON COMPARISON: DEFENSIVE - MINNESOTA VIKINGS

DATE	OPP	W/L	GP/GS	TACKLES							MISC					
				TOT	SOLO	ASST	SACK	YDS.	INT	TFL	PD	QBH	TD	FF	FR	
11/21/21	GB @ MIN	L	S	1	0	1	0.0	0.0	0	0	0	0	0	0	0	0
TOTALS		0/1	1/1	1	0	1	0.0	0.0	0	0	0	0	0	0	0	0

JONATHAN GARVIN'S NFL REGULAR-SEASON DEFENSIVE STATISTICS

YEAR	TEAM	GP	GS	TACKLES							INTERCEPTIONS							ST			MISC						
				TK	S	A	TFL	YDS	SK	YDS	QBH	NO	YDS	LG	TD	PD	FF	FR	TD	YDS	TK	S	A	FF	FR	S	A
2020	Packers	8	0	5	2	3	0	0	0.0	0.0	0	0	0	0	0	0	0	0	0	0	0	0	0	0	0	0	0
2021	Packers	14	1	13	11	2	1	4	1.5	7.5	5	0	0	0	0	0	0	0	0	0	0	0	0	0	0	0	
NFL TOTALS		22	1	18	13	5	1	4	1.5	7.5	5	0	0	0	0	0	0	0	0	0	0	0	0	0	0	0	

SINGLE-GAME HIGHS: DEFENSIVE

Total Tackles 3 vs. Seattle Seahawks, Nov 14, 2021
3 at Tampa Bay Buccaneers, Oct 18, 2020

Sacks 0.5 at San Francisco 49ers, Sep 26, 2021

2021 GXG REGULAR SEASON (PACKERS)

DATE	OPPONENT	P/S	TK	S	A	SK	YDS	INT	PD	FF	FR	TD
09/12	at Saints	P	0	0	0	0.0	0.0	0	0	0	0	0
09/20	Lions	P	1	1	0	0.0	0.0	0	0	0	0	0
09/26	at 49ers	P	2	1	1	0.5	3.5	0	0	0	0	0
10/03	Steelers	P	1	1	0	0.0	0.0	0	0	0	0	0
10/10	at Bengals	P	0	0	0	0.0	0.0	0	0	0	0	0
10/17	at Bears	P	2	2	0	1.0	4.0	0	0	0	0	0
10/24	Washington	P	1	1	0	0.0	0.0	0	0	0	0	0
10/28	at Cardinals	P	0	0	0	0.0	0.0	0	0	0	0	0
11/07	at Chiefs	P	1	1	0	0.0	0.0	0	0	0	0	0
11/14	Seahawks	P	3	3	0	0.0	0.0	0	0	0	0	0
11/21	at Vikings	S	1	0	1	0.0	0.0	0	0	0	0	0
11/28	Rams		RESERVE/COVID-19									
12/12	Bears	P	0	0	0	0.0	0.0	0	0	0	0	0
12/19	at Ravens	P	0	0	0	0.0	0.0	0	0	0	0	0
12/25	Browns	P	1	1	0	0.0	0.0	0	0	0	0	0
2021 TOTALS		14-1	13	11	2	1.5	7.5	0	0	0	0	0

RASHAN GARY

52

LINEBACKER
MICHIGAN

Third NFL Season | Third Packers Season



Ht: 6-5 | Wt: 277 | Born: December 3, 1997 | NFL Games Played/Started: 45/18 | Acquired: D1a-19

AT A GLANCE

- » Finished No. 2 on the team with five sacks and tied for No. 2 on the team with 11 QB hits last season. Also appeared in both postseason contests, finishing with 1½ sacks (No. 2 on the team) and three QB hits (tied for No. 1 on the team).
- » Played in all 16 games as a rookie in 2019 and finished No. 5 on the team with 19 QB pressures. Also registered 30 tackles (14 solo), two sacks, three tackles for a loss, a fumble recovery and seven QB hits.
- » Earned first-team All-Big Ten recognition from the league's coaches as a sophomore and as a junior at the University of Michigan, also earning second-team honors from *The Associated Press* in both of those seasons.
- » Was part of Michigan defenses that ranked in the top three in the country in total defense in all three of his seasons with the Wolverines (No. 2 in 2018, No. 3 in 2017, No. 1 in 2016).
- » Was named the 2015 All-USA Defensive Player of the Year by *USA Today* following his senior season at Paramus (N.J.) Catholic High School and was rated as the top prospect in the nation by Rivals.com, Scout.com and ESPN.

2021 SEASON: Has started 14 contests (missed Week 11 with an elbow injury) in place of injured LB Za'Darius Smith and leads the team with 24 QB hits (No. 4 among NFL LBs) and 8.5 sacks while also registering 42 tackles (23 solo) and six tackles for a loss (tied for No. 2 on the team)...According to NFL Next Gen Stats, is tied for No. 5 among NFL LBs with 48 QB pressures...**At New Orleans (Sept. 12):** Played 37 snaps on defense and led the team with two QB hits...**Vs. Detroit (Sept. 20):** Played 44 snaps, registering two tackles (both solo) and led the team with two QB hits...**At San Francisco (Sept. 26):** Played on 51 defensive snaps, posting a tackle (assist), a half-sack and two QB hits. Early in the fourth quarter, combined with LB Oren Burks to sack QB Jimmy Garoppolo for a loss of 4 yards to force a third-and-15...**Vs. Pittsburgh (Oct. 3):** Played on 38 snaps, tying his career high with six tackles while setting a career high with four solo tackles. Also led the team with two QB hits, registered a tackle for a loss and sacked QB Ben Roethlisberger for a loss of 6 yards in the fourth quarter. The sack forced a second-and-16, and two plays later the Steelers turned it over on downs as they failed to convert a fourth-and-5...**At Cincinnati (Oct. 10):** Posted five tackles (two solo) and a QB hit. Teamed up with DL Kenny Clark early in the second quarter to stop RB Joe Mixon for a loss of 1 yard on second-and-3...**At Chicago (Oct. 17):** Racked up four tackles (all solo) and a QB hit...**Vs. Washington (Oct. 24):** Led the team with a career-high two sacks and four QB hits while finishing No. 2 on the team with a career-best seven tackles (three solo) and a forced fumble. Early in the third quarter, registered a sack/forced fumble that was recovered by DL Dean Lowry at the Washington 27-yard line. The Packers scored three plays later to take a 21-7 lead...**At Arizona (Oct. 28):** Finished with one tackle (solo)...**At Kansas City (Nov. 7):** Registered two tackles (one solo), three QB hits, a tackle for a loss and a sack. Teamed with LB De Vondre Campbell to stop RB Derrick Gore on third-and-1 in the second quarter, forcing a punt. Early in the third quarter, sacked QB Patrick Mahomes on third-and-4 for a loss of 6 yards to force a punt...**Vs. Seattle (Nov. 14):** Saw action on 35 defensive snaps before an elbow injury ended his day in the fourth quarter. Posted three tackles (all solo), a sack, a tackle for a loss and a QB hit. In the second quarter, on third-and-5 from the GB 41-yard line, sacked QB Russell Wilson for a loss of 7 yards, forcing a punt...**At Minnesota (Nov. 21):** Inactive (elbow). Marked only the second missed game of his career (Week 4, 2020, ankle)...**Vs. L.A. Rams (Nov. 28):** Posted three tackles (two solo), a sack/forced fumble and two QB hits. Late in the second quarter, forced a fumble by QB Matthew Stafford on a sack that was recovered by LB Preston Smith and returned 5 yards to the LAR 7-yard line. Green Bay scored a TD three plays later to take a 7-0 lead...**Vs. Chicago (Dec. 12):** Talled three tackles) one solo and recovered a fumble the LB Preston Smith forced on QB Justin Fields to give GB the ball at the CHI 23-yard line. The Packers scored on the next play to take an eight-point lead with just over eight minutes left in the third quarter...**At Baltimore (Dec. 19):** Finished with two tackles (one solo) and a tackle for a loss, taking down RB Latavius Murray for a loss of 2 yards in the first quarter...**Vs. Cleveland (Dec. 25):** Finished with three tackles (all solo) and led the team in sacks (two, tied career best), QB hits (three) and tackles for a loss (two). Sacked QB Baker Mayfield late in the first quarter for a loss of 9 yards and after an incompletion on the next play, Mayfield was intercepted by CB Chandon Sullivan on third-and-19. Late in the third quarter, sacked Mayfield for a loss of 11 yards on third-and-5, forcing a fourth-and-16 and a field goal.

REGULAR-SEASON COMPARISON: DEFENSIVE - MINNESOTA VIKINGS

DATE	OPP	W/L	GP/GS	TACKLES							MISC						
				TOT	SOLO	ASST	SACK	YDS.	INT	TFL	PD	QBH	TD	FF	FR		
12/23/19	GB @ MIN	W	P	1	0	1	0.0	0.0	0	0	0	0	0	0	0	0	0
9/13/20	GB @ MIN	W	P	2	1	1	0.0	0.0	0	0	0	0	2	0	0	0	0
TOTALS		2/0	2/0	3	1	2	0.0	0.0	0	0	0	0	2	0	0	0	0

RASHAN GARY'S NFL REGULAR-SEASON DEFENSIVE STATISTICS

YEAR	TEAM	GP	TACKLES							INTERCEPTIONS							ST			MISC								
			GS	TK	S	A	TFL	YDS	SK	YDS	QBH	NO	YDS	LG	TD	PD	FF	FR	TD	YDS	TK	S	A	FF	FR	S	A	
2019	Packers	16	0	21	13	8	3	16	2.0	13.0	7	0	0	0	0	0	1	0	0	0	0	0	0	0	0	0	0	0
2020	Packers	15	4	35	19	16	5	27	5.0	31.0	11	0	0	0	1	0	1	0	1	0	0	0	0	0	0	0	0	
2021	Packers	14	14	42	23	19	6	41	8.5	61.0	24	0	0	0	0	2	1	0	0	0	0	0	0	0	0	0	0	
NFL TOTALS		45	18	98	55	43	14	84	15.5	105.0	42	0	0	0	1	2	3	0	1	0	0	0	0	0	0	0	0	

RASHAN GARY'S NFL POSTSEASON DEFENSIVE STATISTICS

YEAR	TEAM	GP	TACKLES							INTERCEPTIONS							ST			MISC								
			GS	TK	S	A	TFL	YDS	SK	YDS	QBH	NO	YDS	LG	TD	PD	FF	FR	TD	YDS	TK	S	A	FF	FR	S	A	
2019	Packers	2	0	2	0	2	0	0	0.0	0.0	0	0	0	0	0	0	0	0	0	0	0	0	0	0	0	0	0	0
2020	Packers	2	0	5	3	2	1	4	1.5	8.5	3	0	0	0	0	0	0	0	0	0	0	0	0	0	0	0	0	0
NFL TOTALS		4	0	7	3	4	1	4	1.5	8.5	3	0	0	0	0	0	0	0	0	0	0	0	0	0	0	0	0	

SINGLE-GAME HIGHS: DEFENSIVE

Total Tackles 7 vs. Washington Football Team, Oct 24, 2021
 6 vs. Pittsburgh Steelers, Oct 03, 2021
 ...2 more at 6.
Sacks 2.0 vs. Cleveland Browns, Dec 25, 2021
 2.0 vs. Washington Football Team, Oct 24, 2021
Passes Defensed 1 at Indianapolis Colts, Nov 22, 2020

Forced Fumbles 1 vs. Los Angeles Rams, Nov 28, 2021
 1 vs. Washington Football Team, Oct 24, 2021
Fumble Recoveries 1 vs. Chicago Bears, Dec 12, 2021
 1 at Chicago Bears, Jan 03, 2021
 ...1 more at 1.
Tackles For Loss 2 vs. Cleveland Browns, Dec 25, 2021
 1 at Baltimore Ravens, Dec 19, 2021
 ...11 more at 1.

NFL debut: at Chicago, 9/5/19
First NFL start: at New Orleans, 9/27/20
First NFL sack: vs. Denver, 9/22/19 (J.Flacco)

CAREER TRANSACTIONS

2019 - Selected by Green Bay Packers as first of two choices in the first round (12th overall) of '19 NFL Draft, April 25...Signed first contract, May 3.

2021 GXG REGULAR SEASON (PACKERS)

DATE	OPPONENT	P/S	TK	S	A	SK	YDS	INT	PD	FF	FR	TD
09/12	at Saints	S	0	0	0.0	0.0	0	0	0	0	0	0
09/20	Lions	S	2	0	2.0	0.0	0	0	0	0	0	0
09/26	at 49ers	S	1	0	1.0	2.0	0	0	0	0	0	0
10/03	Steelers	S	6	4	2.1	6.0	0	0	0	0	0	0
10/10	at Bengals	S	5	1	4.0	0.0	0	0	0	0	0	0
10/17	at Bears	S	4	3	1.0	0.0	0	0	0	0	0	0
10/24	Washington	S	7	3	4.2	11.0	0	0	1	0	0	0
10/28	at Cardinals	S	1	1	0.0	0.0	0	0	0	0	0	0
11/07	at Chiefs	S	2	1	1.0	6.0	0	0	0	0	0	0
11/14	Seahawks	S	3	3	0.1	7.0	0	0	0	0	0	0
11/21	at Vikings	ON INACTIVE LIST										
11/28	Rams	S	3	2	1.1	9.0	0	0	1	0	0	0
12/12	Bears	S	3	1	2.0	0.0	0	0	0	1	0	0
12/19	at Ravens	S	2	1	1.0	0.0	0	0	0	0	0	0
12/25	Browns	S	3	3	0.2	20.0	0	0	0	0	0	0
2021 TOTALS		14-14	42	23	19.8	61.0	0	0	2	1	0	0

JAKE HANSON

67 CENTER OREGON

First NFL Season | First Packers Season



Ht: 6-4 | Wt: 296 | Born: April 29, 1997 | NFL Games Played/Started: 4/0 | Acquired: D6b-20

AT A GLANCE

- » Spent the first five weeks of the 2020 regular season on the Packers' practice squad before being placed on injured reserve-practice squad on Oct. 13.
- » Was selected by the Packers with the second of three picks in the sixth round (No. 208 overall) of the 2020 NFL Draft.
- » Started 49 games at center over four years at Oregon, earning second-team All-Pacific-12 honors from *The Associated Press* his final two seasons and honorable mention from the conference's coaches all four seasons.

2021 SEASON: Has appeared in four games...Dressed, but did not play in nine games and has been inactive (healthy scratch) for two games (Weeks 1-2)...**At New Orleans (Sept. 12):** Inactive (healthy scratch)...**Vs. Detroit (Sept. 20):** Inactive (healthy scratch)...**At San Francisco (Sept. 26):** Was active on gameday for the first time in his career, but did not see any action...**Vs. Pittsburgh (Oct. 3):** Was active for the second straight week, but did not play...**At Cincinnati (Oct. 10):** Made his NFL debut, appearing on nine plays on special teams...**At Chicago (Oct. 17):** Played on one snap on special teams...**Vs. Washington (Oct. 24):** Dressed, but did not see any action...**At Arizona (Oct. 28):** Appeared on three plays on special teams...**At Kansas City (Nov. 7):** Saw the first action of his NFL career on offense, playing five snaps at LG late in the first half when Jon Runyan (illness) briefly departed the game...**Vs. Seattle (Nov. 14):** Dressed, but did not see any action...**At Minnesota (Nov. 21):** Was active, but did not play...**Vs. L.A. Rams (Nov. 28):** Dressed, but did not play...**Vs. Chicago (Dec. 12):** Was active, but did not play...**At Baltimore (Dec. 19):** Dressed, but did not play...**Vs. Cleveland (Dec. 25):** Was active, but did not see any action.

JAKE HANSON'S NFL REGULAR-SEASON STATISTICS

DATE	TEAM	GP	GS
2021	Packers	4	0
NFL TOTALS		4	0

JACK HEFLIN

90

DEFENSIVE LINEMAN
IOWA

Rookie



Ht: 6-3 | Wt: 304 | Born: March 8, 1998 | NFL Games Played/Started: 4/0 | Acquired: FA-21

AT A GLANCE

- » Made his NFL debut in Week 3 of 2021 at San Francisco.
- » Signed by Green Bay as an undrafted free agent on May 14, 2021.
- » Played his graduate season at Iowa (2020), starting all eight games at defensive tackle after spending three seasons at Northern Illinois (2017-19), where he appeared in 39 games with 29 starts.

2021 SEASON: Has played in four games as a reserve and has logged a tackle...**At New Orleans (Sept. 12):** Inactive (healthy scratch)...**Vs. Detroit (Sept. 20):** Inactive (healthy scratch)...**At San Francisco (Sept. 26):** Made his NFL debut, playing four snaps on special teams...**Vs. Pittsburgh (Oct. 3):** Played on three defensive snaps, the first defensive action of his career, and also saw three snaps on special teams...**At Cincinnati (Oct. 10):** Inactive (healthy scratch)...**At Chicago (Oct. 17):** Inactive (healthy scratch)...**Vs. Washington (Oct. 24):** Inactive (healthy scratch)...**At Arizona (Oct. 28):** Inactive (healthy scratch)...**At Kansas City (Nov. 7):** Played on 10 snaps, recording one tackle (assist)...**Vs. Seattle (Nov. 14):** Was active, but did not receive any playing time...**At Minnesota (Nov. 21):** Inactive (healthy scratch)...**Vs. L.A. Rams (Nov. 28):** Inactive (healthy scratch)...**Vs. Chicago (Dec. 12):** Inactive (healthy scratch)...**At Baltimore (Dec. 19):** Inactive (healthy scratch)...**Vs. Cleveland (Dec. 25):** Played on four defensive snaps and three special teams snaps.

JACK HEFLIN'S NFL REGULAR-SEASON DEFENSIVE STATISTICS

YEAR	TEAM	GP	GS	TACKLES							INTERCEPTIONS							ST			MISC							
				TK	S	A	TFL	YDS	SK	YDS	QBH	NO	YDS	LG	TD	PD	FF	FR	TD	YDS	TK	S	A	FF	S	A		
2021	Packers	4	0	1	0	1	0	0	0.0	0.0	0	0	0	0	0	0	0	0	0	0	0	0	0	0	0	0	0	0
NFL TOTALS		4	0	1	0	1	0	0	0.0	0.0	0	0	0	0	0	0	0	0	0	0	0	0	0	0	0	0	0	0

KYLIN HILL

32

RUNNING BACK
MISSISSIPPI STATE

Rookie



Ht: 5-10 | Wt: 214 | Born: August 18, 1998 | NFL Games Played/Started: 8/0 | Acquired: D7-21

AT A GLANCE

- Selected by the Packers in the seventh round (No. 256 overall) of the 2021 NFL Draft, the first RB drafted out of Mississippi State by Green Bay since Ode Burrell (third round) in 1964.
- As a senior in 2020, set the single-game school record for receiving yards by an RB with 158 at LSU and tied the school mark for catches in a game (WR Eric Moulds, 1995) with 15 at Kentucky.
- Earned first-team All-Southeastern Conference honors from *The Associated Press* as a junior in 2019 after posting a career-high 1,350 rushing yards (No. 4 in school history) and a career-best 10 rushing TDs.
- Registered four 150-yard rushing games as a junior, the most in a single season in school history, and was the lone running back in the SEC to average 100-plus rushing yards per game (103.9) in 2019.

2021 SEASON: Has appeared in eight games, seeing time on offense and special teams...Has posted 24 rushing yards on 10 carries (2.4 avg.), one reception for 5 yards, 10 kickoff return yards for 199 yards (19.9 avg.) and one tackle on special teams...Was placed on injured reserve (knee) on Nov. 1...**At New Orleans (Sept. 12):** Rushed for 14 yards on five carries (2.8 avg.) in his NFL debut along with two kickoff returns for 29 yards (14.5 avg.)...**Vs. Detroit (Sept. 20):** Returned two kickoffs for 60 yards (30.0 avg.), highlighted by a career-long 41-yarder out to the Green Bay 44 midway through the second quarter that helped set up a TD drive. The return was the longest by a Green Bay rookie since WR Ty Montgomery's 46-yard return at Chicago on Sept. 13, 2015. Added two carries for 8 yards (4.0 avg.)...**At San Francisco (Sept. 26):** Posted one kickoff return for 21 yards...**Vs. Pittsburgh (Oct. 3):** Returned two kickoffs for 37 yards (18.5 avg.)...**At Cincinnati (Oct. 10):** Posted his first career reception, a 5-yard pickup on a screen from QB Aaron Rodgers on the opening drive of the game, and one kickoff return for 16 yards...**At Chicago (Oct. 17):** Played 11 snaps on special teams, posting a 23-yard kickoff return and a tackle...**Vs. Washington (Oct. 24):** Appeared on five plays on offense and two on special teams. Carried the ball three times for 2 yards (0.7 avg.)...**At Arizona (Oct. 28):** Played six snaps on special teams, returning one kickoff for 13 yards midway through the third quarter, but sustained a significant knee injury on the play that would sideline him for the remainder of the game.

KYLIN HILL'S NFL REGULAR-SEASON RUSHING/RECEIVING STATISTICS

DATE	TEAM	GP	GS	RUSHING					RECEIVING				
				NO.	YDS.	AVG.	LG	TD	NO.	YDS.	AVG.	LG	TD
2021	Packers	8	0	10	24	2.4	8	0	1	5	5.0	5	0
NFL TOTALS		8	0	10	24	2.4	8	0	1	5	5.0	5	0

KYLIN HILL'S NFL REGULAR-SEASON RETURN STATISTICS

DATE	TEAM	KICKOFF RETURNS					PUNT RETURNS					
		RET.	YDS.	AVG.	LG	TD	NO.	FC	YDS.	AVG.	LG	TD
2021	Packers	10	199	19.9	41	0	0	0	0	0.0	0	0
NFL TOTALS		10	199	19.9	41	0	0	0	0	0.0	0	0

SINGLE-GAME HIGHS: RUSHING/RECEIVING

Rush Attempts	5 at New Orleans Saints, Sep 12, 2021	All-Purpose Yards	68 vs. Detroit Lions, Sep 20, 2021
	3 vs. Washington Football Team, Oct 24, 2021	Kickoff Returns	43 at New Orleans Saints, Sep 12, 2021
Rushing Yards	14 at New Orleans Saints, Sep 12, 2021		2 vs. Pittsburgh Steelers, Oct 03, 2021
	8 vs. Detroit Lions, Sep 20, 2021	Kickoff Return Yards	2 vs. Detroit Lions, Sep 20, 2021
Longest Runs	8 at New Orleans Saints, Sep 12, 2021		...1 more at 2.
	5 vs. Detroit Lions, Sep 20, 2021	Longest Kickoff Return	60 vs. Detroit Lions, Sep 20, 2021
Longest Receptions	5 at Cincinnati Bengals, Oct 10, 2021		37 vs. Pittsburgh Steelers, Oct 03, 2021
			41 vs. Detroit Lions, Sep 20, 2021
			23 at Chicago Bears, Oct 17, 2021

2021 GXG REGULAR SEASON (PACKERS)

DATE	OPPONENT	P/S	RUSHING					RECEIVING				
			NO.	YDS.	AVG.	LG	TD	NO.	YDS.	AVG.	LG	TD
09/12	at Saints	P	5	14	2.8	8	0	0	0	0.0	0	0
09/20	Lions	P	2	8	4.0	5	0	0	0	0.0	0	0
09/26	at 49ers	P	0	0	0.0	0	0	0	0	0.0	0	0
10/03	Steelers	P	0	0	0.0	0	0	0	0	0.0	0	0
10/10	at Bengals	P	0	0	0.0	0	0	1	5	5.0	5	0
10/17	at Bears	P	0	0	0.0	0	0	0	0	0.0	0	0
10/24	Washington	P	3	2	0.7	3	0	0	0	0.0	0	0
10/28	at Cardinals	P	0	0	0.0	0	0	0	0	0.0	0	0
11/07	at Chiefs							INJURED RESERVE				
11/14	Seahawks							INJURED RESERVE				
11/21	at Vikings							INJURED RESERVE				
11/28	Rams							INJURED RESERVE				
12/12	Bears							INJURED RESERVE				

12/19 at Ravens
 12/25 Browns

INJURED RESERVE
 INJURED RESERVE

2021 TOTALS 8-0 | 10 24 2.4 8 0 | 1 5 5.0 5 0

2021 GXG REGULAR SEASON (PACKERS)

DATE	OPPONENT	P/S	KICKOFF RETURNS					PUNT RETURNS					W/L	SCORE	
			RET	YDS	AVG	LG	TD	NO	FC	YDS	AVG	LG			TD
09/12	at Saints	P	2	29	14.5	17	0	0	0	0	0.0	0	0	L	3-38
09/20	Lions	P	2	60	30.0	41	0	0	0	0	0.0	0	0	W	35-17
09/26	at 49ers	P	1	21	21.0	21	0	0	0	0	0.0	0	0	W	30-28
10/03	Steelers	P	2	37	18.5	21	0	0	0	0	0.0	0	0	W	27-17
10/10	at Bengals	P	1	16	16.0	16	0	0	0	0	0.0	0	0	W	25-22+
10/17	at Bears	P	1	23	23.0	23	0	0	0	0	0.0	0	0	W	24-14
10/24	Washington	P	0	0	0.0	0	0	0	0	0	0.0	0	0	W	24-10
10/28	at Cardinals	P	1	13	13.0	13	0	0	0	0	0.0	0	0	W	24-21
11/07	at Chiefs							INJURED RESERVE					L	7-13	
11/14	Seahawks							INJURED RESERVE					W	17-0	
11/21	at Vikings							INJURED RESERVE					L	31-34	
11/28	Rams							INJURED RESERVE					W	36-28	
12/12	Bears							INJURED RESERVE					W	45-30	
12/19	at Ravens							INJURED RESERVE					W	31-30	
12/25	Browns							INJURED RESERVE					W	24-22	
2021 TOTALS		8-0	10	199	19.9	41	0	0	0	0	0.0	0	0	0	12-3


+ - Overtime

SHEMAR JEAN-CHARLES

22

CORNERBACK
APPALACHIAN STATE

Rookie



Ht: 5-10 | Wt: 184 | Born: June 20, 1998 | NFL Games Played/Started: 12/0 | Acquired: D5b-21

AT A GLANCE

- » Last name is pronounced John Charles.
- » Named a first team All American by the Walter Camp Football Foundation, second-team All American by *Sporting News* and PFF College and third-team All-American by *Phil Steele's College Football* after leading the nation with 17 passes defended in 2020.
- » Also earned first-team All-Sun Belt honors, was named PFF's Sun Belt Player of the Year and was a semifinalist for the Bednarik Award (nation's top defender) and the Thorpe Award (nation's top defensive back) as a senior.
- » Appeared in all 14 games with 13 starts at cornerback in 2019 and was named third team All Sun Belt by PFF College.
- » Saw action in 24 games over his first two seasons (2017-18), contributing on special teams and as the third cornerback.
- » Named second team All Broward County by the *Miami Herald* as a senior at Miramar (Fla.) High School and was selected to represent Broward County in the 2015 Dade vs. Broward all star game.

2021 SEASON: Has played in 12 games as a reserve and has logged a solo tackle on defense and six tackles on special teams...Was placed on the reserve/COVID-19 list prior to Week 16 vs. Cleveland...**At New Orleans (Sept. 12):** Inactive (healthy scratch)...**Vs. Detroit (Sept. 20):** Inactive (healthy scratch)...**At San Francisco (Sept. 26):** Made his NFL debut, playing 14 snaps on special teams...**Vs. Pittsburgh (Oct. 3):** Played on six defensive snaps, 12 special teams snaps and logged his first career solo tackle on defense...**At Cincinnati (Oct. 10):** Played on one defensive snap and on 15 special teams snaps, recording one special teams tackle (assist)...**At Chicago (Oct. 17):** Played on three defensive snaps and on 15 special teams snaps, logging a solo tackle on special teams...**Vs. Washington (Oct. 24):** Played on 12 defensive snaps and on 10 special teams snaps...**At Arizona (Oct. 28):** Appeared on 15 special teams snaps...**At Kansas City (Nov. 7):** Played on 14 special teams snaps...**Vs. Seattle (Nov. 14):** Played one snap on defense and 10 snaps on special teams, notching a tackle...**At Minnesota (Nov. 21):** Played on 20 snaps on special teams...**Vs. L.A. Rams (Nov. 28):** Played on 28 special teams snaps and tallied one tackle...**Vs. Chicago (Dec. 12):** Played on 24 snaps on special teams and had one tackle...**At Baltimore (Dec. 19):** Played on 18 special teams snaps and recorded a tackle.

SHEMAR JEAN-CHARLES' NFL REGULAR-SEASON DEFENSIVE STATISTICS

YEAR	TEAM	GP	GS	TACKLES					INTERCEPTIONS							ST				MISC							
				TK	S	A	TFL	YDS	SK	YDS	QBH	NO	YDS	LG	TD	PD	FF	FR	TD	YDS	TK	S	A	FF	FR	S	A
2021	Packers	12	0	1	1	0	0	0	0.0	0.0	0	0	0	0	0	0	0	0	0	0	6	3	3	0	0	0	0
NFL TOTALS		12	0	1	1	0	0	0	0.0	0.0	0	0	0	0	0	0	0	0	0	6	3	3	0	0	0	0	

2021 GXG REGULAR SEASON (PACKERS)

DATE	OPPONENT	P/S	TK	S	A	SK	YDS	INT	PD	FF	FR	TD	
09/12	at Saints		ON INACTIVE LIST										
09/20	Lions		ON INACTIVE LIST										
09/26	at 49ers	P	0	0	0	0	0.0	0	0	0	0	0	
10/03	Steelers	P	1	1	0	0	0.0	0	0	0	0	0	
10/10	at Bengals	P	0	0	0	0	0.0	0	0	0	0	0	
10/17	at Bears	P	0	0	0	0	0.0	0	0	0	0	0	
10/24	Washington	P	0	0	0	0	0.0	0	0	0	0	0	
10/28	at Cardinals	P	0	0	0	0	0.0	0	0	0	0	0	
11/07	at Chiefs	P	0	0	0	0	0.0	0	0	0	0	0	
11/14	Seahawks	P	0	0	0	0	0.0	0	0	0	0	0	
11/21	at Vikings	P	0	0	0	0	0.0	0	0	0	0	0	
11/28	Rams	P	0	0	0	0	0.0	0	0	0	0	0	
12/12	Bears	P	0	0	0	0	0.0	0	0	0	0	0	
12/19	at Ravens	P	0	0	0	0	0.0	0	0	0	0	0	
12/25	Browns		RESERVE/COVID-19										
2021 TOTALS		12-0	1	1	0	0	0.0	0	0	0	0	0	

ELGTON JENKINS

74

GUARD
MISSISSIPPI STATE

Third NFL Season | Third Packers Season



Ht: 6-5 | Wt: 311 | Born: December 26, 1995 | NFL Games Played/Started: 40/38 | Acquired: D2-19

AT A GLANCE

- » Was selected to his first career Pro Bowl last season, becoming just the third offensive lineman in team history to be named to the Pro Bowl within his first two seasons in the NFL (Derel Teteak, 1952; Charley Brock, 1940).
- » Started games at three different positions in 2020 (12 at LG, three at C, one at RT), becoming the first Green Bay offensive lineman to start a game at guard, center and tackle in the same season since the 1970 AFL-NFL merger.
- » Was part of a line that allowed one sack or zero sacks in a league-best 13 games last season, tied for the most in a season in team history (2004).
- » Was named to the PFVWA All-Rookie team in 2019, only the second Packers guard to be selected since 1974 (Daryn Colledge, 2006), after appearing in all 16 games with 14 starts at LG.
- » Helped clear the way for RB Aaron Jones, who posted 1,084 rushing yards and a career-best 16 rushing TDs, which was tied for the NFL lead in 2019 and was the second most in team history behind only FB Jim Taylor (19 in 1962).

2021 SEASON: Has started at LT in all eight games he has appeared in (Weeks 1-2, 6-11) and was inactive (ankle) in Weeks 3-5...Was placed on injured reserve (knee) on Nov. 23...**At New Orleans (Sept. 12):** Started at LT for the first time in his career and appeared on all 57 snaps. Made a tackle of CB Paulson Adebo at the New Orleans 40 early in the third quarter on a QB Aaron Rodgers interception...**Vs. Detroit (Sept. 20):** Started at LT and played all 65 snaps, protecting Rodgers as he connected on 22 of 27 passes for 255 yards and four TDs with no INTs (145.6 rating)...**At San Francisco (Sept. 26):** Inactive due to an ankle injury, his first NFL game missed due to injury as his streak of 34 consecutive games played came to an end...**Vs. Pittsburgh (Oct. 3):** Inactive (ankle)...**At Cincinnati (Oct. 10):** Inactive (ankle)...**At Chicago (Oct. 17):** Started at LT and played all 59 snaps, helping clear the way for the Packers' season-high 154 rushing yards on 31 carries (5.0 avg.). Protected Rodgers as he completed 17 of 23 passes for 195 yards and two TDs (128.0 rating)...**Vs. Washington (Oct. 24):** Started at LT and played all 56 snaps, protecting Rodgers as he threw for 274 yards and three TDs with no INTs (127.6 rating)...**At Arizona (Oct. 28):** Started at LT and played all 73 snaps, protecting Rodgers as he was sacked just once on the evening as the Packers racked up 151 rushing yards on 34 carries (4.4 avg.)...**At Kansas City (Nov. 7):** Started at LT and appeared on all 63 snaps as part of a line that allowed only one sack for the second straight game...**Vs. Seattle (Nov. 14):** Started at LT and played all 74 snaps as the line allowed just one sack for the third consecutive game. Helped the offense rack up 393 total yards, its second-highest total of the season...**At Minnesota (Nov. 21):** Started at LT and played 49 of 59 snaps, departing the game early in the fourth quarter after sustaining a knee injury. Helped the offense rack up a season-high 467 yards of offense as Rodgers connected on 23 of 33 passes for 385 yards and four TDs with no INTs (148.4 rating).

ELGTON JENKINS' NFL REGULAR-SEASON STATISTICS

DATE	TEAM	GP	GS
2019	Packers	16	14
2020	Packers	16	16
2021	Packers	8	8
NFL TOTALS		40	38

ELGTON JENKINS' NFL POSTSEASON STATISTICS

DATE	TEAM	GP	GS
2019	Packers	2	2
2020	Packers	2	2
NFL TOTALS		4	4

NFL debut: at Chicago, 9/5/19

NFL first start: vs. Denver, 9/22/19

CAREER TRANSACTIONS

2019 - Selected by Green Bay Packers in the second round (44th overall) of '19 NFL Draft, April 26...Signed first contract, May 13.

AARON JONES

33

RUNNING BACK
TEXAS-EL PASO

Fifth NFL Season | Fifth Packers Season



Ht: 5-9 | Wt: 208 | Born: December 2, 1994 | NFL Games Played/Started: 68/56 | Acquired: D5b-17

AT A GLANCE

- » Is one of only two players in NFL history to post 3,000-plus rushing yards (3,364) and 35-plus rushing TDs (37) with an average of 5.00-plus yards per carry (5.17) in their first four seasons, joining RB Jim Brown (1957-60).
- » Among RBs with 700-plus career carries, ranks No. 7 in league history with an average of 5.02 yards per carry.
- » Ranks No. 3 in the NFL in rushing TDs (29) and No. 2 in total TDs (40) since 2019.
- » Is one of only three players in the NFL to post 2,000-plus rushing yards and 25-plus rushing TDs over the past two seasons (Derrick Henry, Dalvin Cook). Became the first Packer to hit those marks over a two-season span since FB Jim Taylor (1962-63).
- » Ranked No. 4 in the NFL with 37 rushing TDs from 2017-20, the most in franchise history by a player in his first four seasons in the league (Taylor, 33).
- » Ranked No. 4 in the league in rushing yards with a career-high 1,104 yards and nine TDs on 201 carries (5.49 avg.) last season, setting a single-season franchise mark for yards per carry (min. 200 att.) as he surpassed Taylor's mark of 5.42 yards per carry in 1962 (272-1,474).
- » Was tied for the NFL lead in rushing TDs (16) in 2019, the second most in team history behind only Taylor (19 in 1962), and was tied for the league lead with 19 total TDs, which tied for the second most in franchise annals behind only RB Ahman Green (20 in 2003).
- » Ranked No. 1 in the league in yards per carry (5.47) in 2018 (min. 100 att.), the first Packer to lead the league in the category since the NFL went to a 16-game schedule in 1978.
- » Among players with 100-plus carries, holds two of the top three single-season marks in team history for yards per carry (5.49 in 2020 and 5.47 in 2018).

2021 SEASON: Has started all 14 games he has appeared in and has posted a team-high 723 rushing yards and a team-high four TDs on 163 carries (4.4 avg.)...Ranks No. 2 on the team with 47 receptions for 361 yards (7.7 avg.) and six TDs (No. 2 on the team)...His six receiving TDs are the most in a season by a Green Bay RB since Johnny "Blood" McNally had 11 in 1931...Is the first player in team history with four-plus rushing TDs and six-plus receiving TDs in a season...Ranks No. 2 in the NFL among RBs in receiving TDs behind only Chargers RB Austin Ekeler (seven)...Is one of only two RBs in team history to post three straight seasons with 45-plus receptions and multiple receiving TDs (Green, 2000-03)...Joins Ekeler and Cowboys RB Ezekiel Elliott as the only RBs in the NFL with 40-plus catches and multiple TD receptions each of the last three seasons...Was named a first alternate for the Pro Bowl...**At New Orleans (Sept. 12):** Started and carried the ball five times for 9 yards (1.8 avg.) along with two receptions for 13 yards (6.5 avg.)...**Vs. Detroit (Sept. 20):** Caught six passes for 48 yards (8.0 avg.) and a career-high three TDs along with 67 yards and a TD on 17 carries (3.9 avg.). Became the first Green Bay RB to register three receiving TDs in a game since Andy Uram (vs. Chicago Cardinals, 1942). Added a fourth-quarter rushing TD, giving him four TDs in a game for the second time in his career (four rushing TDs at Dallas in 2019). Became the eighth NFL RB since 1950 with a rushing TD and three-plus receiving TDs in a game and only the third (Jamaal Charles, 2013; Danny Woodhead, 2015) to also have six-plus receptions. With the four total TDs, Jones tied the single-game Lambeau Field record (last by Panthers RB DeAngelo Williams in 2008). It marked his fourth career game with three-plus total TDs, tied with RB Paul Hornung for No. 3 in team history behind only WR Don Hutson (nine) and FB Jim Taylor (eight)...**At San Francisco (Sept. 26):** Led the team with 82 rushing yards and a TD on 19 carries (4.3 avg.) along with two receptions for 14 yards (7.0 avg.). Scored from 3 yards out with just over a minute remaining in the first half to give Green Bay a 17-0 lead...**Vs. Pittsburgh (Oct. 3):** Rushed for 48 yards on 15 attempts (3.2 avg.) and posted a season-high 51 receiving yards on three catches (17.0 avg.), highlighted by a season-long 26-yard grab over the middle in the third quarter down to the Pittsburgh 11. Posted his first career kickoff return, fielding Chris Boswell's kick at the Green Bay 15 and returning it 10 yards...**At Cincinnati (Oct. 10):** Started and posted a season-high 103 yards rushing on just 14 carries (7.4 avg.), the fewest attempts in a 100-yard rushing game in his career, highlighted by his 57-yard run to the Cincinnati 18 late in the fourth quarter. Added four receptions for 6 yards (1.5 avg.)...**At Chicago (Oct. 17):** Started and led the team with 76 receiving yards on 13 carries (5.8 avg.), including a 28-yard run early in the third quarter. Was tied for the team lead with four receptions for 34 yards (8.5 avg.), highlighted by a 12-yard TD catch with six minutes remaining in the third quarter that gave Green Bay a 17-7 lead...**Vs. Washington (Oct. 24):** Started and played 41 snaps, rushing for 19 yards on six carries (3.2 avg.) while adding five receptions for 20 yards (4.0 avg.)...**At Arizona (Oct. 28):** Started and played 48 snaps, rushing for 59 yards and a TD on 15 carries (3.9 avg.). Scored on a 2-yard TD run early in the second quarter, the 50th TD of his career (40 rushing/10 receiving). Matched his career high with a team-best seven receptions for 51 yards (7.3 avg.)...**At Kansas City (Nov. 7):** Started and played 40 snaps, posting 53 rushing yards on 12 carries (4.4 avg.)...**Vs. Seattle (Nov. 14):** Started and posted a season-high 61 receiving yards on four receptions (15.3 avg.) along with 25 rushing yards on seven carries (3.6 avg.). Sustained a knee injury on a run late in the third quarter and was sidelined for the remainder of the game...**At Minnesota (Nov. 21):** Inactive (knee)...**Vs. L. A. Rams (Nov. 28):** Started and appeared on 40 snaps after missing one game due to a knee injury, posting 23 rushing yards on 10 carries (2.3 avg.)...**Vs. Chicago (Dec. 12):** Posted 35 rushing yards and a TD on five carries (7.0 avg.) and added three receptions for 30 yards (10.0 avg.), highlighted by a 23-yard TD grab midway through the third quarter...**At Baltimore (Dec. 19):** Started and played 39 snaps, pacing the team with 58 rushing yards on 13 carries (4.5 avg.) while adding two receptions for 12 yards (6.0 avg.), highlighted by his 9-yard TD run in the third quarter...**Vs. Cleveland (Dec. 25):** Started and played 33 snaps, leading the team with 66 yards on 12 carries (5.5 avg.) along with five receptions for 21 yards (4.2 avg.). Brought his season total to 1,084 yards from scrimmage as he went over 1,000 yards for the third straight season, the longest streak by a Packers RB since Green (five, 2000-04).

AARON JONES' NFL REGULAR-SEASON RUSHING/RECEIVING STATISTICS

DATE	TEAM	RUSHING							RECEIVING				
		GP	GS	NO.	YDS.	AVG.	LG	TD	NO.	YDS.	AVG.	LG	TD
2017	Packers	12	4	81	448	5.5	46t	4	9	22	2.4	9	0
2018	Packers	12	8	133	728	5.5	67	8	26	206	7.9	24t	1
2019	Packers	16	16	236	1,084	4.6	56t	16	49	474	9.7	67t	3
2020	Packers	14	14	201	1,104	5.5	77t	9	47	355	7.6	30	2
2021	Packers	14	14	163	723	4.4	57	4	47	361	7.7	26	6
NFL TOTALS		68	56	814	4,087	5.0	77t	41	178	1,418	8.0	67t	12

AARON JONES' NFL POSTSEASON RUSHING/RECEIVING STATISTICS

		RUSHING								RECEIVING				
DATE	TEAM	GP	GS	NO.	YDS.	AVG.	LG	TD	NO.	YDS.	AVG.	LG	TD	
2019	Packers	2	2	33	118	3.6	23	3	6	31	5.2	9t	1	
2020	Packers	2	2	20	126	6.3	60	1	5	21	4.2	14	0	
NFL TOTALS		4	4	53	244	4.6	60	4	11	52	4.7	14	1	

SINGLE-GAME HIGHS: RUSHING/RECEIVING

<p>Rush Attempts 25 at Detroit Lions, Dec 29, 2019 23 at Minnesota Vikings, Dec 23, 2019 ...1 more at 23.</p> <p>Rushing Yards 168 vs. Detroit Lions, Sep 20, 2020 154 at Minnesota Vikings, Dec 23, 2019 77t vs. Philadelphia Eagles, Dec 06, 2020 75t vs. Detroit Lions, Sep 20, 2020 4 at Dallas Cowboys, Oct 06, 2019</p> <p>Longest Runs 75t vs. Detroit Lions, Sep 20, 2020 4 at Dallas Cowboys, Oct 06, 2019 3 vs. Carolina Panthers, Nov 10, 2019 7 at Arizona Cardinals, Oct 28, 2021 7 at Kansas City Chiefs, Oct 27, 2019 ...1 more at 7.</p> <p>Rushing TDs 3 vs. Carolina Panthers, Nov 10, 2019 7 at Arizona Cardinals, Oct 28, 2021 7 at Kansas City Chiefs, Oct 27, 2019</p> <p>Receptions 159 at Kansas City Chiefs, Oct 27, 2019 75 at Dallas Cowboys, Oct 06, 2019 67t at Kansas City Chiefs, Oct 27, 2019 50 at Kansas City Chiefs, Oct 27, 2019 3 vs. Detroit Lions, Sep 20, 2021 2 at Kansas City Chiefs, Oct 27, 2019</p>	<p>All-Purpose Yards 236 vs. Detroit Lions, Sep 20, 2020 226 at Kansas City Chiefs, Oct 27, 2019</p> <p>Kickoff Return Yards 10 vs. Pittsburgh Steelers, Oct 03, 2021 9 at Baltimore Ravens, Dec 19, 2021</p> <p>Longest Kickoff Return 10 vs. Pittsburgh Steelers, Oct 03, 2021 9 at Baltimore Ravens, Dec 19, 2021</p> <p>Miscellaneous Tackles 1 at Minnesota Vikings, Dec 23, 2019</p> <p>Most TDs 4 vs. Detroit Lions, Sep 20, 2021 4 at Dallas Cowboys, Oct 06, 2019</p> <p>Rushing Average 9.7 vs. Miami Dolphins, Nov 11, 2018 9.4 vs. Tennessee Titans, Dec 27, 2020 22.7 at Kansas City Chiefs, Oct 27, 2019 17.0 vs. Pittsburgh Steelers, Oct 03, 2021 ...1 more at 17.0.</p> <p>Receiving Average 17.0 vs. Pittsburgh Steelers, Oct 03, 2021 ...1 more at 17.0.</p>
---	--

100-YARD RECEIVING GAMES (1): REGULAR-SEASON

DATE	TEAM	NO.	YDS.	AVG.	LG	TD
10/27/19	at Chiefs	7	159	22.7	67t	2

100-YARD RUSHING GAMES (12): REGULAR-SEASON

DATE	TEAM	ATT.	YDS.	AVG.	LG	TD
10/08/17	at Cowboys	19	125	6.6	22	1
10/22/17	SAINTS	17	131	7.7	46t	1
11/11/18	DOLPHINS	15	145	9.7	67	2
09/15/19	VIKINGS	23	116	5.0	15	1
10/06/19	at Cowboys	19	107	5.6	18t	4
12/08/19	WASHINGTON	16	134	8.4	42	1
12/23/19	at Vikings	23	154	6.7	56t	2
12/29/19	at Lions	25	100	4.0	14	0
09/20/20	LIONS	18	168	9.3	75t	2
12/06/20	EAGLES	15	130	8.7	77t	1
12/19/20	PANTHERS	20	145	7.3	46	1
10/10/21	at Bengals	14	103	7.4	57	0

NFL debut: at Atlanta, 9/17/17

First NFL start: at Dallas, 10/8/17

First NFL touchdown: vs. Chicago, 9/28/17 (2-yard run)

First NFL 100-yard game: at Dallas, 10/8/17 (125 yards)

CAREER TRANSACTIONS

2017 - Selected by Green Bay Packers as second of two choices in the fifth round (182nd overall) of '17 NFL Draft, April 29 (free agency compensatory pick)...Signed first contract, May 5.

2021 GXG REGULAR SEASON (PACKERS)

		RUSHING								RECEIVING				
DATE	OPPONENT	P/S	NO.	YDS.	AVG.	LG	TD	NO.	YDS.	AVG.	LG	TD		
09/12	at Saints	S	5	9	1.8	3	0	2	13	6.5	7	0		
09/20	Lions	S	17	67	3.9	9	1	6	48	8.0	13	3		
09/26	at 49ers	S	19	82	4.3	12	1	2	14	7.0	11	0		
10/03	Steelers	S	15	48	3.2	15	0	3	51	17.0	26	0		
10/10	at Bengals	S	14	103	7.4	57	0	4	6	1.5	5	0		
10/17	at Bears	S	13	76	5.8	28	0	4	34	8.5	12t	1		
10/24	Washington	S	6	19	3.2	9	0	5	20	4.0	10	0		
10/28	at Cardinals	S	15	59	3.9	16	1	7	51	7.3	19	0		
11/07	at Chiefs	S	12	53	4.4	9	0	0	0	0.0	0	0		
11/14	Seahawks	S	7	25	3.6	6	0	4	61	15.3	24	0		
11/21	at Vikings							ON INACTIVE LIST						
11/28	Rams	S	10	23	2.3	8	0	0	0	0.0	0	0		
12/12	Bears	S	5	35	7.0	15	1	3	30	10.0	23t	1		
12/19	at Ravens	S	13	58	4.5	11	0	2	12	6.0	9t	1		
12/25	Browns	S	12	66	5.5	27	0	5	21	4.2	10	0		
2021 TOTALS			14-14	163	723	4.4	57	4	47	361	7.7	26	6	

KINGSLEY KEKE

96

DEFENSIVE LINEMAN
TEXAS A&M

Third NFL Season | Third Packers Season



Ht: 6-3 | Wt: 288 | Born: September 26, 1996 | NFL Games Played/Started: 41/17 | Acquired: D5-19

AT A GLANCE

- » Last name is pronounced kee-kee.
- » In 2020, tied for No. 3 on the team with four sacks and finished No. 4 with eight QB hits, leading Green Bay's defensive linemen in both categories.
- » Played in 14 games as a rookie in 2019 and posted 11 tackles (seven solo) and a QB pressure. Also saw action in both playoff contests and recorded three tackles (all solo), including a tackle for a loss.
- » Moved into the starting lineup early in his sophomore campaign and went on to start the final 35 games of his career. Did not miss a game at Texas A&M, appearing in all 52 contests from 2015-18.
- » Started all 13 games for the Aggies as a senior in 2018 and led the team with a career-high seven sacks. Ranked No. 2 on the team with a career-best 11 tackles for a loss.
- » Earned all-state honors as a senior at George Ranch High School in Richmond, Texas, after recording 60 tackles, 10 tackles for a loss and five sacks.

2021 SEASON: Has played in 12 games with eight starts at DE, logging 23 tackles (10 solo), 2.5 sacks (No. 5 on the team), a forced fumble, four QB hits and three PDs...**At New Orleans (Sept. 12):** Started and played 31 snaps, logging two tackles (both assists)...**Vs. Detroit (Sept. 20):** Started and appeared on 32 defensive snaps and had an assisted tackle...**At San Francisco (Sept. 26):** Started and played on 42 defensive snaps, logging two tackles (both assisted)...**Vs. Pittsburgh (Oct. 3):** Recorded a strip-sack on Steelers QB Ben Roethlisberger, which was recovered by DL Kenny Clark, his first sack of the season and the second forced fumble of his career. The turnover gave Green Bay the ball at the Steelers' 23-yard line, which led to a Packers TD to extend their lead to 14-7 early in the second quarter. Also added a PD...**At Cincinnati (Oct. 10):** Played on 31 snaps and logged two tackles (both assisted)...**At Chicago (Oct. 17):** Registered three tackles (all solo) on 26 defensive snaps of work...**Vs. Washington (Oct. 24):** Started and logged a career-high six tackles (four solo) and had 1.5 sacks on Washington QB Taylor Heinicke. It was the third game of his career having 1.5-plus sacks...**At Arizona (Oct. 28):** Appeared on nine snaps, logging a tackle before exiting with a concussion...**At Kansas City (Nov. 7):** Inactive (concussion)...**Vs. Seattle (Nov. 14):** Inactive (concussion)...**At Minnesota (Nov. 21):** Played on 35 snaps and recorded two solo tackles...**Vs. L.A. Rams (Nov. 28):** Played on 32 defensive snaps...**Vs. Chicago (Dec. 12):** Logged a tackle and two QB hits on 38 snaps of work...**At Baltimore (Dec. 19):** Started and played on 45 snaps, logging a PD...**Vs. Cleveland (Dec. 25):** Inactive.

REGULAR-SEASON COMPARISON: DEFENSIVE - MINNESOTA VIKINGS

DATE	OPP	TACKLES										MISC			
		W/L	GP/GS	TOT	SOLO	ASST	SACK	YDS.	INT	TFL	PD	QBH	TD	FF	FR
11/21/21	GB @ MIN	L	P	3	2	1	0.0	0.0	0	0	0	0	0	0	0
TOTALS		0/1	1/0	3	2	1	0.0	0.0	0	0	0	0	0	0	

KINGSLEY KEKE'S NFL REGULAR-SEASON DEFENSIVE STATISTICS

YEAR	TEAM	GP	GS	TACKLES						INTERCEPTIONS						ST				MISC							
				TK	S	A	TFL	YDS	SK	YDS	QBH	NO	YDS	LG	TD	PD	FF	FR	TD	YDS	TK	S	A	FF	FR	S	A
2019	Packers	14	0	10	3	7	0	0	0.0	0.0	1	0	0	0	0	0	0	0	0	0	0	0	0	0	0	0	0
2020	Packers	15	9	21	12	9	3	21	4.0	27.0	8	0	0	0	2	1	0	0	0	0	0	0	0	0	0	0	
2021	Packers	12	8	23	10	13	1	13	2.5	23.0	4	0	0	0	3	1	0	0	0	0	0	0	0	0	0	0	
NFL TOTALS		41	17	54	25	29	4	34	6.5	50.0	13	0	0	0	5	2	0	0	0	0	0	0	0	0	0	0	

KINGSLEY KEKE'S NFL POSTSEASON DEFENSIVE STATISTICS

YEAR	TEAM	GP	GS	TACKLES						INTERCEPTIONS						ST				MISC						
				TK	S	A	TFL	YDS	SK	YDS	QBH	NO	YDS	LG	TD	PD	FF	FR	TD	YDS	TK	S	A	FF	FR	S
2019	Packers	2	0	3	2	1	1	1	0.0	0.0	0	0	0	0	0	0	0	0	0	0	0	0	0	0	0	0
NFL TOTALS		2	0	3	2	1	1	1	0.0	0.0	0	0	0	0	0	0	0	0	0	0	0	0	0	0	0	

SINGLE-GAME HIGHS: DEFENSIVE

Total Tackles 6 vs. Washington Football Team, Oct 24, 2021
5 at Tampa Bay Buccaneers, Oct 18, 2020
Sacks 2.0 vs. Philadelphia Eagles, Dec 06, 2020
2.0 at New Orleans Saints, Sep 27, 2020
Passes Defensed 1 vs. Chicago Bears, Dec 12, 2021
1 vs. Pittsburgh Steelers, Oct 03, 2021
...2 more at 1.

Forced Fumbles 1 at New Orleans Saints, Sep 27, 2020
Tackles For Loss 2 vs. Philadelphia Eagles, Dec 06, 2020
1 vs. Washington Football Team, Oct 24, 2021
...1 more at 1.

NFL debut: vs. Denver, 9/22/19

First NFL start: at Minnesota, 9/13/20

First NFL sack: at New Orleans, 9/27/20 (D.Brees)

CAREER TRANSACTIONS

2019 - Selected by Green Bay Packers in the fifth round (150th overall) of '19 NFL Draft, April 27...Signed first contract, May 3.

2021 GXG REGULAR SEASON (PACKERS)

DATE	OPPONENT	P/S	TK	S	A	SK	YDS	INT	PD	FF	FR	TD
09/12	at Saints	S	2	0	2	0.0	0.0	0	0	0	0	0
09/20	Lions	S	1	0	1	0.0	0.0	0	0	0	0	0
09/26	at 49ers	S	2	0	2	0.0	0.0	0	0	0	0	0
10/03	Steelers	S	1	1	0	1.0	6.0	0	1	1	0	0
10/10	at Bengals	P	2	0	2	0.0	0.0	0	0	0	0	0
10/17	at Bears	S	4	3	1	0.0	0.0	0	0	0	0	0
10/24	Washington	S	6	4	2	1.5	17.0	0	0	0	0	0
10/28	at Cardinals	P	1	0	1	0.0	0.0	0	0	0	0	0
11/07	at Chiefs		ON INACTIVE LIST									
11/14	Seahawks		ON INACTIVE LIST									
11/21	at Vikings	P	3	2	1	0.0	0.0	0	0	0	0	0
11/28	Rams	P	0	0	0	0.0	0.0	0	0	0	0	0
12/12	Bears	S	1	0	1	0.0	0.0	0	1	0	0	0
12/19	at Ravens	S	0	0	0	0.0	0.0	0	1	0	0	0
12/25	Browns		ON INACTIVE LIST									
2021 TOTALS		12-8	23	10	13	2.5	23.0	0	3	1	0	0

DENNIS KELLY

79

TACKLE
PURDUE

10th NFL Season | First Packers Season



Ht: 6-8 | Wt: 321 | Born: January 16, 1990 | NFL Games Played/Started: 112/49 | Acquired: FA-21

AT A GLANCE

- » Signed by the Packers as a free agent on July 29, 2021.
- » Has played in 104 regular-season games with 47 starts with the Tennessee Titans (2016-20) and the Philadelphia Eagles (2012-15). Has started 30 games at RT, four at LT, four at RG, two at LG and seven as an extra tight end.
- » Started all 16 regular-season games for the first time in his career in 2020, helping RB Derrick Henry lead the NFL and set a team record with 2,027 rushing yards. Was part of a line that helped Tennessee rank No. 2 in the NFL in rushing offense (168.1 ypg) and tied for No. 2 in total offense (396.4 ypg).
- » Was originally selected by the Eagles in the fifth round (No. 153 overall) of the 2012 NFL Draft.

2021 SEASON: Has appeared in eight games with two start at RT...**At New Orleans (Sept. 12):** Appeared on one snap on special teams in his Green Bay debut...**Vs. Detroit (Sept. 20):** Played five snaps on special teams (extra points)...**At San Francisco (Sept. 26):** Appeared on six plays on special teams...**Vs. Pittsburgh (Oct. 3):** Played six snaps on special teams...**At Cincinnati (Oct. 10):** Dressed, but did not see any action after being limited during the week (illness/back)...**At Chicago (Oct. 17):** Inactive (back)...**Vs. Washington (Oct. 24):** Inactive (back)...**At Arizona (Oct. 28):** Inactive (back)...**At Kansas City (Nov. 7):** Played on three snaps on special teams...**Vs. Seattle (Nov. 14):** Dressed, but did not see any action...**At Minnesota (Nov. 21):** Was active, but did not play...**Vs. L.A. Rams (Nov. 28):** Dressed, but did not see any action...**Vs. Chicago (Dec. 12):** Saw his first action on offense in a Green Bay uniform, taking over at RT for an injured Billy Turner (knee) in the second quarter and playing the final 42 snaps of the game. Helped protect QB Aaron Rodgers as he threw for 341 yards and four TDs with no INTs (141.1 rating)...**At Baltimore (Dec. 19):** Made his first start in a Green Bay uniform, opening at RT in place of an injured Turner (knee). Played all 62 snaps and helped block for Rodgers as he threw for three TDs and 268 yards with no INTs on 23-of-31 passing (132.2 rating)...**Vs. Cleveland (Dec. 25):** Started at RT and played all 59 snaps, helping the Packers register their first zero-sack game of the season as Rodgers threw for 202 yards and three TDs with no INTs (115.1 rating).

DENNIS KELLY'S NFL REGULAR-SEASON STATISTICS

DATE	TEAM	GP	GS
2012	Eagles	13	10
2014	Eagles	3	3
2015	Eagles	14	2
2016	Titans	16	6
2017	Titans	16	1
2018	Titans	11	5
2019	Titans	15	4
2020	Titans	16	16
2021	Packers	8	2
NFL TOTALS		112	49

DENNIS KELLY'S NFL POSTSEASON STATISTICS

DATE	TEAM	GP	GS
2017	Titans	2	0
2019	Titans	3	0
2020	Titans	1	1
NFL TOTALS		6	1

NFL debut: at Arizona, 9/23/2012
First NFL start: vs. Atlanta, 10/28/2012
First NFL TD: vs. Jacksonville, 11/24/2019 (R. Tannehill)

CAREER TRANSACTIONS

2012 - Originally selected by the Philadelphia Eagles in the fifth round (153rd overall) of the '12 NFL Draft.
 2016 - Traded by the Eagles to the Titans in exchange for wide receiver Dorial Green-Beckham on Aug. 16.
 2021 - Signed as a free agent with Green Bay Packers, July 29.

KEVIN KING

20

CORNERBACK
WASHINGTON

Fifth NFL Season | Fifth Packers Season



Ht: 6-3 | Wt: 200 | Born: May 5, 1995 | NFL Games Played/Started: 49/42 | Acquired: D2a-17

AT A GLANCE

- » Tied for No. 1 on the Packers with six interceptions from 2018-20 (Darnell Savage).
- » Among NFL cornerbacks who played 500-plus snaps during the 2020 regular season, was targeted the sixth-fewest times (51) and had the eighth-fewest burns with 32 (occurs when a targeted defensive player allows a completed pass), according to Sportradar.
- » Appeared in 15 games with 14 starts in 2019 and posted career highs across the board with 59 tackles (45 solo), a sack, a team-leading five INTs (tied for No. 4 in the NFL) and 18 passes defended (No. 2 on the team).
- » Played in 15 games with 11 starts in his first two seasons (2017-18), recording 53 tackles (39 solo), an interception, two tackles for a loss and 11 passes defended.
- » Played in all 48 games with 35 starts in his four seasons at Washington and registered 165 tackles (107 solo), 8½ tackles for a loss, six interceptions, 28 passes defended, two forced fumbles and two fumble recoveries. Earned honorable mention All-Pacific-12 recognition as a junior and senior.
- » Won the Tyege Sports Council Community Service Award at the team's postseason banquet and was an honorable mention Academic All-Pac-12 selection in 2016.

2021 SEASON: Has started in six of the eight games that he has played, recording 22 tackles (15 solo), an INT, three PDs, a QB hit and a tackle on special teams...Was placed on the reserve/COVID-19 list prior to Week 16 vs. Cleveland...**At New Orleans (Sept. 12):** Started and played 56 of 60 snaps, posting one solo tackle...**Vs. Detroit (Sept. 20):** Started and played on 56 defensive snaps, logging a PD and a QB hit...**At San Francisco (Sept. 26):** Inactive (illness)...**Vs. Pittsburgh (Oct. 3):** Inactive (concussion)...**At Cincinnati (Oct. 10):** Returned to the starting lineup and recorded five tackles (four solo) on 42 snaps of work...**At Kansas City (Oct. 17):** Inactive (shoulder)...**Vs. Washington (Oct. 24):** Inactive (shoulder)...**At Arizona (Oct. 28):** Inactive (shoulder)...**At Chicago City (Nov. 7):** Returned to the starting lineup after missing the previous three games (shoulder) to play on all 65 snaps, logging a season-high seven tackles (four solo) and a PD...**Vs. Seattle (Nov. 14):** Started and played on 20 snaps, recording his first interception of the season (seventh career INT), where he picked off Seahawks QB Russell Wilson in the end zone as Seattle threatened to score in the third quarter. Finished the game with a tackle, an INT and a PD...**At Minnesota (Nov. 21):** Registered two solo tackles on 26 snaps of work...**Vs. L.A. Rams (Nov. 28):** Inactive (hip/knee)...**Vs. Chicago (Dec. 12):** Played on three snaps on defense and added a tackle on eight special teams snaps...**At Baltimore (Dec. 19):** Played on 13 defensive snaps and recorded two tackles. Also played on six special teams snaps and logged a tackle.

REGULAR-SEASON COMPARISON: DEFENSIVE - MINNESOTA VIKINGS

DATE	OPP	W/L/T	GP/GS	TACKLES							MISC					
				TOT	SOLO	ASST	SACK	YDS.	INT	TFL	PD	QBH	TD	FF	FR	
9/16/18	GB vs. MIN	T	S	3	1	2	0.0	0.0	0	0	0	0	0	0	0	0
9/15/19	GB vs. MIN	W	S	1	1	0	0.0	0.0	1	0	1	0	0	0	0	0
12/23/19	GB @ MIN	W	S	4	3	1	0.0	0.0	1	1	1	0	0	0	0	0
9/13/20	GB @ MIN	W	S	5	4	1	0.0	0.0	0	0	0	0	0	0	0	0
11/21/21	GB @ MIN	L	S	2	2	0	0.0	0.0	0	0	0	0	0	0	0	0
TOTALS		3/1/1	5/5	15	11	4	0.0	0.0	2	1	2	0	0	0	0	0

KEVIN KING'S NFL REGULAR-SEASON DEFENSIVE STATISTICS

YEAR	TEAM	GP	GS	TK	S	TACKLES					INTERCEPTIONS						ST			MISC								
						A	TFL	YDS	SK	YDS	QBH	NO	YDS	LG	TD	PD	FF	FR	TD	YDS	TK	S	A	FF	FR	S	A	
2017	Packers	9	5	27	21	6	1	4	0.0	0.0	0	0	0	5	0	0	0	0	1	1	0	0	0	0	0	0	0	0
2018	Packers	6	6	16	13	3	1	2	0.0	0.0	0	1	0	0	2	0	1	0	0	1	1	0	0	0	0	0	0	0
2019	Packers	15	14	66	56	10	3	4	1.0	2.0	0	5	54	39	0	15	1	0	0	0	0	0	0	0	0	0	0	0
2020	Packers	11	11	57	45	12	0	0	0.0	0.0	1	0	0	0	5	1	1	0	48	0	0	0	0	0	0	0	0	0
2021	Packers	8	6	22	15	7	0	0	0.0	0.0	1	1	0	0	0	3	0	0	0	2	1	1	0	0	0	0	0	0
NFL TOTALS		49	42	188	150	38	5	10	1.0	2.0	2	7	54	39	0	30	2	2	0	48	4	3	1	0	0	0	0	0

KEVIN KING'S NFL POSTSEASON DEFENSIVE STATISTICS

YEAR	TEAM	GP	GS	TK	S	TACKLES					INTERCEPTIONS						ST			MISC								
						A	TFL	YDS	SK	YDS	QBH	NO	YDS	LG	TD	PD	FF	FR	TD	YDS	TK	S	A	FF	FR	S	A	
2019	Packers	2	2	6	6	0	0	0.0	0.0	0	0	0	0	0	0	2	0	0	0	0	0	0	0	0	0	0	0	0
2020	Packers	2	2	12	9	3	1	3	0.0	0.0	0	0	0	0	0	0	0	0	0	0	0	0	0	0	0	0	0	0
NFL TOTALS		4	4	18	15	3	1	3	0.0	0.0	0	0	0	0	2	0	0	0	0	0	0	0	0	0	0	0	0	0

SINGLE-GAME HIGHS: DEFENSIVE

Total Tackles 10 at Chicago Bears, Jan 03, 2021
 8 vs. Denver Broncos, Sep 22, 2019
 ...1 more at 8.
Sacks 1.0 at Chicago Bears, Sep 05, 2019
Passes Defensed 4 vs. Philadelphia Eagles, Sep 26, 2019
 3 vs. Chicago Bears, Nov 29, 2020
 ...1 more at 3.
Forced Fumbles 1 vs. Carolina Panthers, Dec 19, 2020
 1 at Dallas Cowboys, Oct 06, 2019
Fumble Recoveries 1 vs. Carolina Panthers, Dec 19, 2020
 1 vs. San Francisco 49ers, Oct 15, 2018

Tackles For Loss 1 at Minnesota Vikings, Dec 23, 2019
 1 vs. Carolina Panthers, Nov 10, 2019
 ...4 more at 1.
Interceptions 1 vs. Seattle Seahawks, Nov 14, 2021
 1 at Minnesota Vikings, Dec 23, 2019
 ...5 more at 1.
Interception Return Yards 39 at Minnesota Vikings, Dec 23, 2019
 15 at Dallas Cowboys, Oct 06, 2019
Special Teams Tackles 1 at Baltimore Ravens, Dec 19, 2021
 1 vs. Chicago Bears, Dec 12, 2021
 ...2 more at 1.
Longest Opponent's Fumble Return 48 vs. Carolina Panthers, Dec 19, 2020

NFL debut: vs. Seattle, 9/10/17
First NFL start: vs. Cincinnati, 9/24/17
First NFL interception: vs. San Francisco, 10/15/18 (C.Beathard)
First NFL sack: at Chicago, 9/5/19 (M.Trubisky)

CAREER TRANSACTIONS

2017 - Selected by Green Bay Packers as first of two choices in the second round (33rd overall) of '17 NFL Draft, April 28 (pick obtained from Cleveland along with a fourth-round choice for Packers' first-round pick)...Signed first contract, May 11...Placed on injured reserve (shoulder), Dec. 6.
 2018 - Placed on injured reserve (hamstring), Dec. 5.

2021 GXG REGULAR SEASON (PACKERS)

DATE	OPPONENT	P/S	TK	S.A	SK	YDS	INT	PD	FF	FR	TD	
09/12	at Saints	S	1	1	0	0.0	0.0	0	0	0	0	
09/20	Lions	S	4	2	2	0.0	0.0	0	1	0	0	
09/26	at 49ers		ON INACTIVE LIST									
10/03	Steelers		ON INACTIVE LIST									
10/10	at Bengals	S	5	4	1	0.0	0.0	0	0	0	0	
10/17	at Bears		ON INACTIVE LIST									
10/24	Washington		ON INACTIVE LIST									
10/28	at Cardinals		ON INACTIVE LIST									
11/07	at Chiefs	S	7	4	3	0.0	0.0	0	1	0	0	
11/14	Seahawks	S	1	1	0	0.0	0.0	1	1	0	0	
11/21	at Vikings	S	2	2	0	0.0	0.0	0	0	0	0	
11/28	Rams		ON INACTIVE LIST									
12/12	Bears	P	0	0	0	0.0	0.0	0	0	0	0	
12/19	at Ravens	P	2	1	1	0.0	0.0	0	0	0	0	
12/25	Browns		RESERVE/COVID-19									
2021 TOTALS		8-6	22	15	7	0.0	0.0	1	3	0	0	

TYLER LANCASTER

95

DEFENSIVE LINEMAN
NORTHWESTERN

Fourth NFL Season | Fourth Packers Season



Ht: 6-3 | Wt: 313 | Born: November 4, 1994 | NFL Games Played/Started: 57/20 | Acquired: FA-18

AT A GLANCE

Played in 57 games with 20 starts over three-plus seasons (2018-21), recording 106 tackles (56 solo), six tackles for a loss, 1½ sacks, three QB hits, a pass defended, a forced fumble and a fumble recovery.

Set career highs in 2019 in games played (16), games started (10), tackles (36), tackles for a loss (four), sacks (1½), forced fumbles (one) and fumble recoveries (one). Also started both postseason contests and led the defensive line with seven tackles (four solo).

- » Played in 40 games over four seasons at Northwestern, starting the final 39 contests for the Wildcats. Racked up 101 tackles (46 solo), 18½ tackles for a loss, 3½ sacks, three passes defended and two forced fumbles.
- » Started all 13 games at DT as a senior, serving as a captain and earning honorable mention All-Big Ten recognition as he helped the Wildcats rank No. 9 in the NCAA in run defense (107.7 ypg).

2021 SEASON: Has played in 14 games with two starts, totaling 27 tackles (12 solo) and three TFLs...Was placed on the reserve-COVID-19 list on Sept. 28 prior to the Week 4 matchup vs. Pittsburgh...Returned from the COVID-19 list on Oct. 9 prior to Week 5 at Cincinnati...**At New Orleans (Sept. 12):** Logged two tackles (one solo), while playing 29 defensive snaps...**Vs. Detroit (Sept. 20):** Played on 18 snaps and had a tackle...**At San Francisco (Sept. 26):** Saw action on 17 defensive snaps, logging two tackles (one solo)...**At Cincinnati (Oct. 10):** Played on 13 defensive snaps and had two tackles (both assisted)...**At Chicago (Oct. 17):** Logged two tackles (both solo) on 19 defensive snaps...**Vs. Washington (Oct. 24):** Played on 18 defensive snaps and recorded two tackles (one solo)...**At Arizona (Oct. 28):** Played on 15 snaps, recording a solo tackle...**At Kansas City (Nov. 7):** Played on 36 snaps, registering three tackles (two solo)...**Vs. Seattle (Nov. 14):** Played on six snaps and had a solo tackle...**At Minnesota (Nov. 21):** Made his first start of the season and logged a season-best four tackles (three solo) with two TFLs (career best) on 25 snaps of work...**Vs. L.A. Rams (Nov. 28):** Appeared on six snaps on defensive and 12 on special teams...**Vs. Chicago (Dec. 12):** Played on seven defensive snaps and had one tackle...**At Baltimore (Dec. 19):** Started, playing on 25 snaps, and logged four tackles (one solo)...**Vs. Cleveland (Dec. 25):** Played on 34 snaps and posted two tackles (both assisted).

REGULAR-SEASON COMPARISON: DEFENSIVE - MINNESOTA VIKINGS

DATE	OPP	W/L	GP/GS	TOT	TACKLES					MISC						
					SOLO	ASST	SACK	YDS.	INT	TFL	PD	QBH	TD	FF	FR	
11/25/18	GB @ MIN	L	S	1	1	0	0.0	0.0	0	0	0	0	1	0	0	0
9/15/19	GB vs. MIN	W	P	1	1	0	0.0	0.0	0	0	0	0	0	0	0	0
12/23/19	GB @ MIN	W	S	1	1	0	0.0	0.0	0	0	0	0	0	0	0	0
11/1/20	GB vs. MIN	L	P	4	2	2	0.0	0.0	0	0	0	0	0	0	0	0
11/21/21	GB @ MIN	L	S	4	2	2	0.0	0.0	0	2	0	0	0	0	0	0
TOTALS		2/3	5/3	11	7	4	0.0	0.0	0	2	0	1	0	0	0	0

TYLER LANCASTER'S NFL REGULAR-SEASON DEFENSIVE STATISTICS

YEAR	TEAM	GP	GS	TK	S	TACKLES					INTERCEPTIONS					ST			MISC												
						TFL	YDS	SK	YDS	QBH	NO	YDS	LG	TD	PD	FF	FR	TD	YDS	TK	S	A	FF	FR	S	A					
2018	Packers	12	5	26	19	7	1	4	0.0	0.0	2	0	0	0	0	0	0	0	0	0	0	0	0	0	0	0	0	0	0	0	0
2019	Packers	16	10	30	17	13	2	9	1.5	9.0	1	0	0	0	0	1	1	0	0	0	0	0	0	0	0	0	0	0	0	0	0
2020	Packers	15	3	23	8	15	0	0	0.0	0.0	0	0	0	0	1	0	0	0	0	0	0	0	0	0	0	0	0	0	0	0	0
2021	Packers	14	2	27	12	15	3	2	0.0	0.0	0	0	0	0	0	0	0	0	0	0	0	0	0	0	0	0	0	0	0	0	0
NFL TOTALS		57	20	106	56	50	6	15	1.5	9.0	3	0	0	0	1	1	1	0	0	0	0	0	0	0	0	0	0	0	0	0	0

TYLER LANCASTER'S NFL POSTSEASON DEFENSIVE STATISTICS

YEAR	TEAM	GP	GS	TK	S	TACKLES					INTERCEPTIONS					ST			MISC												
						TFL	YDS	SK	YDS	QBH	NO	YDS	LG	TD	PD	FF	FR	TD	YDS	TK	S	A	FF	FR	S	A					
2019	Packers	2	2	4	3	1	0	0	0.0	0.0	0	0	0	0	0	0	0	0	0	0	0	0	0	0	0	0	0	0	0	0	0
2020	Packers	2	1	3	1	2	0	0	0.0	0.0	0	0	0	0	0	0	0	0	0	0	0	0	0	0	0	0	0	0	0	0	0
NFL TOTALS		4	3	7	4	3	0	0	0.0	0.0	0	0	0	0	0	0	0	0	0	0	0	0	0	0	0	0	0	0	0	0	0

SINGLE-GAME HIGHS: DEFENSIVE

Total Tackles 10 at Chicago Bears, Dec 16, 2018
8 vs. Denver Broncos, Sep 22, 2019
Sacks 1.0 vs. Carolina Panthers, Nov 10, 2019
0.5 at Los Angeles Chargers, Nov 03, 2019
Passes Defended 1 at Indianapolis Colts, Nov 22, 2020

Forced Fumbles 1 at Kansas City Chiefs, Oct 27, 2019
Fumble Recoveries 1 at Kansas City Chiefs, Oct 27, 2019
Tackles For Loss 2 at Minnesota Vikings, Nov 21, 2021
1 at Kansas City Chiefs, Nov 07, 2021
...6 more at 1.

NFL debut: at Detroit, 10/7/18
First NFL start: at Minnesota, 11/25/18
First NFL sack: vs. Carolina, 11/10/19 (K.Allen)

CAREER TRANSACTIONS

2018 - Signed by Green Bay Packers as undrafted free agent, May 4...Released by Packers, Sept. 1...Signed by Packers to practice squad, Sept. 2....Signed from practice squad to active roster, Oct. 6.
 2020 - Re-signed by Packers as exclusive-rights free agent, April 25.
 2021 - Re-signed by Packers as free agent, March 30.

2021 GYG REGULAR SEASON (PACKERS)


DATE	OPPONENT	P/S	TK	S	A	SK	YDS	INT	PD	FF	FR	TD
09/12	at Saints	P	2	1	1	0	0	0	0	0	0	0
09/20	Lions	P	1	0	1	0	0	0	0	0	0	0
09/26	at 49ers	P	2	1	1	0	0	0	0	0	0	0
10/03	Steelers		RESERVE/COVID-19									
10/10	at Bengals	P	2	0	2	0	0	0	0	0	0	0
10/17	at Bears	P	2	2	0	0	0	0	0	0	0	0
10/24	Washington	P	2	1	1	0	0	0	0	0	0	0
10/28	at Cardinals	P	1	1	0	0	0	0	0	0	0	0
11/07	at Chiefs	P	3	2	1	0	0	0	0	0	0	0
11/14	Seahawks	P	1	1	0	0	0	0	0	0	0	0
11/21	at Vikings	S	4	2	2	0	0	0	0	0	0	0
11/28	Rams	P	0	0	0	0	0	0	0	0	0	0
12/12	Bears	P	1	0	1	0	0	0	0	0	0	0
12/19	at Ravens	S	4	1	3	0	0	0	0	0	0	0
12/25	Browns	P	2	0	2	0	0	0	0	0	0	0
2021 TOTALS		14-2	27	12	15	0	0	0	0	0	0	0

ALLEN LAZARD

13

WIDE RECEIVER
IOWA STATE

Third NFL Season | Third Packers Season



Ht: 6-5 | Wt: 227 | Born: December 11, 1995 | NFL Games Played/Started: 40/23 | Acquired: FA-18 (PS-Jax.)

AT A GLANCE

- » Appeared in 26 games with 12 starts over the last two seasons for Green Bay, posting 69 receptions for 935 yards (13.6 avg.) and six TDs, with 47 of his catches picking up first downs.
- » Registered 22 receptions for 408 yards on third down over the past two seasons, an average of 18.5 yards per catch that ranks No. 2 in the NFL (min. 20 rec.).
- » Registered a career-high six receptions for a career-best 146 yards (24.3 avg.) and a TD at New Orleans last season in Week 3. His 146 receiving yards were the most by a Packer who entered the league as an undrafted player in the Common Draft Era (since 1966).
- » Played in all 16 games with three starts in 2019, ranking No. 2 on the team in receiving yards with a career-high 477 yards and three TDs on a career-best 35 receptions (13.6 avg.), with all of his catches coming in the final 11 contests.
- » Entered the NFL as an undrafted free agent with the Jacksonville Jaguars in May 2018, spending the first 15 weeks of that season on Jacksonville's practice squad before being signed to Green Bay's active roster on Dec. 18, 2018.

2021 SEASON: Has played in 13 games with 11 starts and has posted 29 catches for 366 yards (12.6 avg.) and five TDs (tied for No. 3 on the team) and a tackle on special teams...Also has three carries for 32 yards (10.7 avg.)...Was placed on the reserve/COVID-19 list on Oct. 26 and was sidelined for the Week 8 contest at Arizona before being activated on Nov. 1...**At New Orleans (Sept. 12):** Started as the third WR and played 39 of 57 snaps, hauling in two passes for 16 yards (8.0 avg.)...**vs. Detroit (Sept. 20):** Started as the third WR and played 42 of 65 snaps...**At San Francisco (Sept. 26):** Played 42 of 63 snaps and posted a 42-yard reception on Green Bay's opening drive, getting behind CB K'Waun Williams on third down for the big gain to the San Francisco 26...**vs. Pittsburgh (Oct. 3):** Started and played 57 of 72 snaps, hauling in two passes for 33 yards (16.5 avg.). Made a 28-yard catch over the middle to the Pittsburgh 39 late in the third quarter...**At Cincinnati (Oct. 10):** Started and played 55 of 64 snaps, hauling in two passes for 6 yards (3.0 avg.)...**At Chicago (Oct. 17):** Started and played 50 of 59 snaps, posting three receptions for 27 yards (9.0 avg.). With just under 10 minutes remaining in the first half, scored on a 1-yard shovel pass from QB Aaron Rodgers on third down. Also registered a tackle on special teams...**vs. Washington (Oct. 24):** Started and played 51 of 56 snaps, recording a season-high five receptions for a season-best 60 yards (12.0 avg.) and a TD, with all of the catches coming on Green Bay's final drive of the first half. Four of the catches picked up first downs as he capped off the drive with a 10-yard TD grab...**At Kansas City (Nov. 7):** Started and played 53 of 63 snaps, hauling in a 20-yard TD catch from QB Jordan Love on fourth down with 4:54 remaining in the game...**vs. Seattle (Nov. 14):** Started and played 44 snaps, posting a 6-yard reception...**At Minnesota (Nov. 21):** Inactive (shoulder)...**vs. L.A. Rams (Nov. 28):** Appeared on 15 plays and caught two passes for 13 yards (6.5 avg.)...**vs. Chicago (Dec. 12):** Started and played 53 of 65 snaps, posting a season-high six receptions for a season-best 75 yards (12.5 avg.) and a TD. Added a 14-yard carry...**At Baltimore (Dec. 19):** Started and played 49 of 62 snaps, hauling in two passes for 23 yards (11.5 avg.) along with a 5-yard carry...**vs. Cleveland (Dec. 25):** Started and played 51 of 59 snaps, posting two receptions for 45 yards (22.5 avg.) and a TD along with a 13-yard carry. Caught an 11-yard TD pass to cap Green Bay's opening drive, which was the 443rd TD pass of Rodgers' career as he moved past Favre (442) for the franchise record.

ALLEN LAZARD'S NFL REGULAR-SEASON RECEIVING STATISTICS

DATE	TEAM	GP	GS	RECEIVING				
				NO.	YDS.	AVG.	LG	TD
2018	Packers	1	0	1	7	7.0	7	0
2019	Packers	16	3	35	477	13.6	43	3
2020	Packers	10	9	33	451	13.7	72	3
2021	Packers	13	11	29	366	12.6	42	5
NFL TOTALS		40	23	98	1,301	13.3	72	11

ALLEN LAZARD'S NFL POSTSEASON RECEIVING STATISTICS

DATE	TEAM	GP	GS	RECEIVING				
				NO.	YDS.	AVG.	LG	TD
2019	Packers	2	2	3	36	12.0	19	0
2020	Packers	2	1	7	158	22.6	58t	1
NFL TOTALS		4	3	10	194	19.4	58t	1

SINGLE-GAME HIGHS: RUSHING/RECEIVING

Rush Attempts	1 at New Orleans Saints, Sep 27, 2020 1 at Minnesota Vikings, Sep 13, 2020 ...1 more at 1.	Receiving TDs	1 vs. Cleveland Browns, Dec 25, 2021 1 vs. Chicago Bears, Dec 12, 2021 ...9 more at 1.
Rushing Yards	21 at San Francisco 49ers, Nov 24, 2019 19 at Minnesota Vikings, Sep 13, 2020	All-Purpose Yards	144 at New Orleans Saints, Sep 27, 2020 103 at New York Giants, Dec 01, 2019
Longest Runs	21 at San Francisco 49ers, Nov 24, 2019 19 at Minnesota Vikings, Sep 13, 2020	Special Teams Tackles	2 at New York Giants, Dec 01, 2019 1 vs. Carolina Panthers, Nov 10, 2019 ...3 more at 1.
Receptions	6 vs. Chicago Bears, Dec 12, 2021 6 at New Orleans Saints, Sep 27, 2020	Most TDs	1 vs. Cleveland Browns, Dec 25, 2021 1 vs. Chicago Bears, Dec 12, 2021 ...9 more at 1.
Receiving Yards	146 at New Orleans Saints, Sep 27, 2020 103 at New York Giants, Dec 01, 2019	Receiving Average	34.3 at New York Giants, Dec 01, 2019 24.3 at New Orleans Saints, Sep 27, 2020
Longest Receptions	72 at New Orleans Saints, Sep 27, 2020 48 at New Orleans Saints, Sep 27, 2020		

100-YARD RECEIVING GAMES (2): REGULAR-SEASON

DATE	TEAM	NO.	YDS.	AVG.	LG	TD
12/01/19	at Giants	3	103	34.3	43	1
09/27/20	at Saints	6	146	24.3	72	1

NFL debut: vs. Detroit, 12/30/18

First NFL start: vs. Oakland, 10/20/19

First NFL reception: vs. Detroit, 12/30/18 (7 yards, D.Kizer)

First NFL TD reception: vs. Detroit, 10/14/19 (35 yards, A.Rodgers)

CAREER TRANSACTIONS

2018 - Signed by Jacksonville Jaguars as undrafted free agent, May 11...Signed to Green Bay Packers' active roster from Jaguars' practice squad, Dec. 18.

2019 - Waived by Packers, Aug. 31...Signed by Packers to practice squad, Sept. 1...Signed from practice squad to active roster, Sept. 4.

2020 - Re-signed by Packers as exclusive-rights free agent, April 27.

2021 GXG REGULAR SEASON (PACKERS)

RECEIVING							
DATE	OPPONENT	P/S	NO.	YDS.	AVG.	LG TD	
09/12	at Saints	S	2	16	8.0	14 0	
09/20	Lions	S	0	0	0.0	0 0	
09/26	at 49ers	P	1	42	42.0	42 0	
10/03	Steelers	S	2	33	16.5	28 0	
10/10	at Bengals	S	2	6	3.0	7 0	
10/17	at Bears	S	3	27	9.0	13 1	
10/24	Washington	S	5	60	12.0	19 1	
10/28	at Cardinals		RESERVE/COVID-19				
11/07	at Chiefs	S	1	20	20.0	20t 1	
11/14	Seahawks	S	1	6	6.0	6 0	
11/21	at Vikings		ON INACTIVE LIST				
11/28	Rams	P	2	13	6.5	7 0	
12/12	Bears	S	6	75	12.5	32 1	
12/19	at Ravens	S	2	23	11.5	17 0	
12/25	Browns	S	2	45	22.5	34 1	
2021 TOTALS	13-11		29	366	12.6	42 5	

MARCEDES LEWIS

89

TIGHT END
UCLA

16th NFL Season | Fourth Packers Season



Ht: 6-6 | Wt: 267 | Born: May 19, 1984 | NFL Games Played/Started: 232/202 | Acquired: FA-18

AT A GLANCE

- » Is one of only three tight ends in NFL history (Tony Gonzalez, Jason Witten) to start 200-plus regular-season games (202) and post 400-plus receptions (426).
- » Has played in 232 games, No. 5 among tight ends in NFL history.
- » Appeared in either 15 or 16 regular-season games in 12 of his first 15 seasons in the league.
- » Finished his career with the Jacksonville Jaguars (2006-17) ranked No. 3 in team history in receiving yards (4,502), receptions (375) and games played (170) and No. 2 in receiving TDs (33).
- » Was named to the Pro Bowl in 2010, the first tight end in Jaguars history to be honored, after posting career highs in receptions (58), receiving yards (700) and receiving TDs (10).
- » Ranked No. 1 among NFL tight ends with an average of 16.2 yards per catch in 2009, the top mark by an NFL tight end (min. 32 rec.) since Jaguars TE Ernest Wilford registered a 16.6-yard average in 2005.
- » Helped block for the top four single-season rushing-yardage totals in franchise history (2006-07, 2010, 2017). In 2017, helped the Jaguars lead the league in rushing (141.4 ypg) for the first time in franchise history.

2021 SEASON: Has started all 15 games and has posted 23 receptions for 214 yards (9.3 avg.)...His 23 catches are his most in a season in a Green Bay uniform...Has registered 23 receptions on 27 targets...**At New Orleans (Sept. 12):** Started and played 15 snaps, posting a 19-yard reception on Green Bay's opening drive of the second half...**Vs. Detroit (Sept. 20):** Started and played 36 snaps...**At San Francisco (Sept. 26):** Started and appeared on 25 snaps...**Vs. Pittsburgh (Oct. 3):** Started and played 35 snaps, hauling in a 7-yard reception and helping to clear the way for the Packers' season-high 131 rushing yards on 33 carries (4.0 avg.)...**At Cincinnati (Oct. 10):** Played 29 snaps and posted two receptions for 34 yards (17.0 avg.), including a 20-yard reception to the Cincinnati 41 on the Packers' game-winning drive in OT...**At Chicago (Oct. 17):** Started and played 40 snaps, hauling in two passes for 17 yards (8.5 avg.)...**Vs. Washington (Oct. 24):** Started and played 21 snaps, posting a season-high three catches for 31 yards (10.3 avg.), with two of the grabs picking up first downs...**At Arizona (Oct. 28):** Played 31 snaps, helping to clear the way for the Packers' 151 rushing yards on 34 carries (4.4 avg.)...**At Kansas City (Nov. 7):** Started and appeared on 29 plays, posting one catch for a loss of a yard...**Vs. Seattle (Nov. 14):** Started and played 42 snaps, hauling in two passes for 10 yards (5.0 avg.)...**At Minnesota (Nov. 21):** Appeared on 17 offensive plays...**Vs. L.A. Rams (Nov. 28):** Started and played 33 snaps, hauling in two passes for 4 yards (2.0 avg.)...**Vs. Chicago (Dec. 12):** Started and appeared on 36 snaps, hauling in four passes for 51 yards (12.8 avg.), his most receiving yards in a game in a Green Bay uniform. Made his 200th career regular-season start, joining Tony Gonzalez and Jason Witten as the only tight ends in league history to start 200-plus games and post 400-plus receptions...**At Baltimore (Dec. 19):** Started and played 31 of 62 snaps, posting three receptions for 40 yards (13.3 avg.), highlighted by a season-long 23-yard grab down to the Baltimore 6 early in the fourth quarter. It marked his second straight game with three-plus catches and 40-plus receiving yards, his first time doing so since 2013 (Weeks 15-17)...**Vs. Cleveland (Dec. 25):** Started and played 25 of 59 snaps, posting two receptions for 2 yards (1.0 avg.).

REGULAR-SEASON COMPARISON: RECEIVING - MINNESOTA VIKINGS

DATE	OPP	W/L/T	GP/GS	REC	YDS.	AVG.	TD	LG	TGTS	YAC
11/23/08	JAX vs. MIN	L	S	4	41	10.3	0	21	0	0
9/9/12	JAX @ MIN	L	S	5	52	10.4	1	18	5	36
9/16/18	GB vs. MIN	T	P	0	0	0	0	0	1	0
11/25/18	GB @ MIN	L	S	1	4	4.0	0	4	1	0
9/15/19	GB vs. MIN	W	S	0	0	0	0	0	1	0
12/23/19	GB @ MIN	W	S	1	2	2.0	0	2	1	1
TOTALS		2/3/1	6/5	11	99	9.0	1	21	9	37

MARCEDES LEWIS' NFL REGULAR-SEASON RECEIVING STATISTICS

RECEIVING								
DATE	TEAM	GP	GS	NO.	YDS.	AVG.	LG	TD
2006	Jaguars	15	3	13	126	9.7	31	1
2007	Jaguars	16	16	37	391	10.6	25	2
2008	Jaguars	16	16	41	489	11.9	30t	2
2009	Jaguars	15	15	32	518	16.2	47	2
2010	Jaguars	16	16	58	700	12.1	42t	10
2011	Jaguars	15	15	39	460	11.8	62	0
2012	Jaguars	16	15	52	540	10.4	26	4
2013	Jaguars	11	11	25	359	14.4	41	4
2014	Jaguars	8	8	18	206	11.4	63t	2
2015	Jaguars	16	16	16	226	14.1	45	0
2016	Jaguars	10	10	20	169	8.5	37	1
2017	Jaguars	16	16	24	318	13.3	37	5
2018	Packers	16	4	3	39	13.0	30	0
2019	Packers	16	11	15	156	10.4	25	1
2020	Packers	15	15	10	107	10.7	36	3
2021	Packers	15	15	23	214	9.3	23	0
NFL TOTALS		232	202	426	5,018	11.8	63t	37

MARCEDES LEWIS' NFL POSTSEASON RECEIVING STATISTICS

RECEIVING								
DATE	TEAM	GP	GS	NO.	YDS.	AVG.	LG	TD
2007	Jaguars	2	2	6	90	15.0	34	0
2017	Jaguars	3	3	4	21	5.3	16	1
2019	Packers	2	2	2	14	7.0	11	0
2020	Packers	2	2	3	28	9.3	14	0
NFL TOTALS		9	9	15	153	10.2	34	1

SINGLE-GAME HIGHS: RECEIVING

Receptions	7 at Tennessee Titans, Dec 30, 2012 7 at Cleveland Browns, Nov 20, 2011	All-Purpose Yards	103 at Tennessee Titans, Dec 30, 2012 77 vs. Tampa Bay Buccaneers, Dec 11, 2011
Receiving Yards	103 at Tennessee Titans, Dec 30, 2012	Miscellaneous Tackles	1 vs. Philadelphia Eagles, Sep 26, 2019 1 vs. Tennessee Titans, Dec 22, 2013 ...10 more at 1.
Longest Receptions	77 vs. Tampa Bay Buccaneers, Dec 11, 2011 63t at Washington Football Team, Sep 14, 2014	Most TDs	3 vs. Baltimore Ravens, Sep 24, 2017 2 at Houston Texans, Nov 18, 2012 ...3 more at 2.
Receiving TDs	62 vs. Tampa Bay Buccaneers, Dec 11, 2011 3 vs. Baltimore Ravens, Sep 24, 2017 2 at Houston Texans, Nov 18, 2012 ...3 more at 2.	Receiving Average	23.3 at Indianapolis Colts, Dec 29, 2013 23.3 vs. Buffalo Bills, Nov 22, 2009

100-YARD RECEIVING GAMES (1): REGULAR-SEASON

DATE	TEAM	NO.	YDS.	AVG.	LG	TD
12/30/12	at Titans	7	103	14.7	25	0

NFL debut: vs. Pittsburgh, 9/18/06

First NFL start: vs. N.Y. Jets, 10/8/06

First NFL reception: at Washington, 10/1/06 (9 yards, B.Lefwich)

First NFL touchdown: at Buffalo, 11/26/06 (1 yard, D.Garrard)

CAREER TRANSACTIONS

2006 - Selected by Jacksonville Jaguars in the first round (28th overall) of '06 NFL Draft, April 29...Signed first contract, July 28.

2011 - Signed by Jaguars as franchise player, March 3...Signed contract extension, Aug. 5.

2014 - Placed on injured reserve/designated for return (ankle), Sept. 16...Activated from injured reserve/designated for return, Nov.

17.

2016 - Re-signed by Jaguars as unrestricted free agent, March 16...Placed on injured reserve (calf), Nov. 21.

2018 - Released by Jaguars, March 20...Signed by Green Bay Packers as free agent, May 25.

2019 - Re-signed by Packers as unrestricted free agent, March 18.

2020 - Re-signed by Packers as unrestricted free agent, March 24.

2021 - Re-signed by Packers as unrestricted free agent, March 30.

2021 GXG REGULAR SEASON (PACKERS)

		RECEIVING					
DATE	OPPONENT	P/S	NO.	YDS.	AVG.	LG	TD
09/12	at Saints	S	1	19	19.0	19	0
09/20	Lions	S	0	0	0.0	0	0
09/26	at 49ers	S	0	0	0.0	0	0
10/03	Steelers	S	1	7	7.0	7	0
10/10	at Bengals	S	2	34	17.0	20	0
10/17	at Bears	S	2	17	8.5	9	0
10/24	Washington	S	3	31	10.3	17	0
10/28	at Cardinals	S	0	0	0.0	0	0
11/07	at Chiefs	S	1	-1	-1.0	-1	0
11/14	Seahawks	S	2	10	5.0	7	0
11/21	at Vikings	S	0	0	0.0	0	0
11/28	Rams	S	2	4	2.0	2	0
12/12	Bears	S	4	51	12.8	20	0
12/19	at Ravens	S	3	40	13.3	23	0
12/25	Browns	S	2	2	1.0	1	0
2021 TOTALS		15-15	23	214	9.3	23	0

JORDAN LOVE

10

QUARTERBACK
UTAH STATE

Second NFL Season | Second Packers Season



Ht: 6-4 | Wt: 219 | Born: November 2, 1998 | NFL Games Played/Started: 4/1 | Acquired: D1-20

AT A GLANCE

- » Was inactive (third QB) for all 16 games and both postseason games as a rookie in 2020.
- » Became just the fifth Utah State player in school history to be selected in the first round of the NFL draft, joining Bill Munson (L.A. Rams, 1964, No. 7 overall) as the only QBs in school history to be picked in the first round.
- » Became the ninth QB in franchise history and the fourth since the 1970 AFL-NFL merger to be selected in the first round by the Packers.
- » Finished his career at Utah State ranked No. 2 in school history in passing yards (8,600), completions (689) and attempts (1,125), tied for No. 2 in TD passes (60), and No. 3 in completion percentage (61.2) despite playing just three seasons.
- » Set school career records for total offense (9,003 yards), 300-yard passing games (12) and completions of 80-plus yards (four).
- » Earned honorable mention All-Mountain West recognition as a junior in 2019 after setting a single-season school record with 293 completions and posting 3,402 passing yards, the second most in a season in school history.
- » As a sophomore in 2018, set Utah State single-season records for TD passes (32), passing yards (3,567) and 300-yard passing games (seven).

2021 SEASON: Has played in four games with one start, completing 24 of 41 passes for 258 yards with one TD and one INT (75.1 rating)...Dressed, but did not play in the other 10 contests (Weeks 3-8, 10, 12 and 15-16)...Was placed on reserve/COVID-19 on Dec. 6 and was sidelined in Week 14 vs. Chicago...**At New Orleans (Sept. 12):** Made his NFL regular-season debut, taking over for QB Aaron Rodgers in the fourth quarter with the Packers trailing, 38-3. Completed 5 of 7 passes (71.4 pct.) for 68 yards (102.1 rating), including a 32-yarder to WR Randall Cobb down to the New Orleans 30 with just over three minutes remaining. His first career completion came on a third-and-7 throw to WR Amari Rodgers that picked up 19 yards...**Vs. Detroit (Sept. 20):** Came in for the final series of the game (three kneel-downs) with the Packers leading, 35-17...**At San Francisco (Sept. 26):** Served as the No. 2 QB, but did not see any action...**Vs. Pittsburgh (Oct. 3):** Was the backup QB, but did not play...**At Cincinnati (Oct. 10):** Served as the No. 2 QB, but did not see any action...**At Chicago (Oct. 17):** Did not see any action as the No. 2 QB...**Vs. Washington (Oct. 24):** Dressed, but did not see any action as the No. 2 QB...**At Arizona (Oct. 26):** Served as the No. 2 QB, but did not see any action...**At Kansas City (Nov. 7):** Made his first NFL start in place of QB Aaron Rodgers (reserve/COVID-19), connecting on 19 of 34 passes (55.9 pct.) for 190 yards and a TD with one INT for a 69.5 rating. Added 23 rushing yards on five carries (4.6 avg.). Threw his first TD pass as a pro when he found WR Allen Lazard on fourth down with 4:54 remaining in the game for a 20-yard score...**Vs. Seattle (Nov. 14):** Served as the No. 2 QB, but did not see any action...**At Minnesota (Nov. 21):** Took the final snap of the first half (kneel-down) with Rodgers (toe) heading to the locker room early before the break...**Vs. L.A. Rams (Nov. 28):** Did not see any action...**At Baltimore (Dec. 19):** Served as the No. 2 QB, but did not see any action...**Vs. Cleveland (Dec. 25):** Served as the No. 2 QB, but did not play.

JORDAN LOVE'S NFL REGULAR-SEASON PASSING/RUSHING STATISTICS

DATE	TEAM	GP	GS	PASSING										RUSHING					
				ATT.	CMP.	PCT.	YDS.	AVG.	TD	INT.	LG	SK	LST	RATE	NO.	YDS.	AVG.	LG	TD
2021	Packers	4	1	41	24	58.5	258	6.3	1	1	35	2	15	75.1	9	19	2.1	8	0
TOTALS		4	1	41	24	58.5	258	6.3	1	1	35	2	15	75.1	9	19	2.1	8	0

CAREER TRANSACTIONS

2020 - Selected by Green Bay Packers in the first round (26th overall) of '20 NFL Draft, April 23...Signed first contract, July 1...Placed on reserve/COVID-19, Nov. 6...Activated from reserve/COVID-19, Nov. 10.

2021 GXG REGULAR SEASON (PACKERS)

DATE	OPPONENT	P/S	PASSING													RUSHING			
			ATT	CMP	YDS	PCT	Y/A	Y/C	TD	INT	LG	SK/YD	RATE	ATT	YDS	LG	TD		
09/12	at Saints	P	7	5	68	71.4	9.7	13.6	0	0	32	1/4	102.1	0	0	0	0		
09/20	Lions	P	0	0	0	0.0	0.0	0.0	0	0	0	0/0	0.0	3	-3	-1	0		
09/26	at 49ers		DID NOT PLAY (NON-INJURY)																
10/03	Steelers		DID NOT PLAY (NON-INJURY)																
10/10	at Bengals		DID NOT PLAY (NON-INJURY)																
10/17	at Bears		DID NOT PLAY (NON-INJURY)																
10/24	Washington		DID NOT PLAY (NON-INJURY)																
10/28	at Cardinals		DID NOT PLAY (NON-INJURY)																
11/07	at Chiefs	S	34	19	190	55.9	5.6	10.0	1	1	35	1/11	69.5	5	23	8	0		
11/14	Seahawks		DID NOT PLAY (NON-INJURY)																
11/21	at Vikings	P	0	0	0	0.0	0.0	0.0	0	0	0	0/0	0.0	1	-1	-1	0		
11/28	Rams		DID NOT PLAY (NON-INJURY)																
12/12	Bears		RESERVE/COVID-19																
12/19	at Ravens		DID NOT PLAY (NON-INJURY)																
12/25	Browns		DID NOT PLAY (NON-INJURY)																
2021 TOTALS		4-1	41	24	258	58.5	6.3	10.8	1	1	35	2/15	75.1	9	19	8	0		

DEAN LOWRY

94

DEFENSIVE LINEMAN
NORTHWESTERN

Sixth NFL Season | Sixth Packers Season



Ht: 6-6 | Wt: 296 | Born: June 9, 1994 | NFL Games Played/Started: 94/66 | Acquired: D4b-16

AT A GLANCE

- » Set a career high with four sacks in 2021.
- » Has only missed one game in his first five-plus seasons. Ranks No. 2 on the Packers in regular-season games played (94) and No. 7 in starts (66) since 2016.
- » Joins K Mason Crosby as the only Packers to play in all 78 regular-season games since 2016.
- » His 94 games played are tied for No. 3 in the NFL among defensive linemen since 2017, trailing only Cameron Jordan and Ndamukong Suh (95 each).
- » Was one of four players (Adrian Amos, Aaron Rodgers, Za'Darius Smith) to start all 32 regular-season games for the Packers over the last two seasons.
- » Has registered sacks in back-to-back games three times in his career (Weeks 13-14 in 2020, Weeks 12-13 in 2018 and Weeks 13-14 in 2016).
- » Has appeared in seven postseason contests with four starts, recording 14 tackles (six solo).

2021 SEASON: Has started all 15 contests at DE and has posted 37 tackles (22 solo), three TFLs, a career-high four sacks, eight QB hits and three PDs...Tied for No. 3 on the team in sacks and is No. 4 in QB hits...**At New Orleans (Sept. 12):** Started and played 38 snaps, finishing with four tackles (three solo)...**Vs. Detroit (Sept. 20):** Started and played on 34 defensive snaps, logging three assisted tackles...**At San Francisco (Sept. 26):** Logged two tackles (one solo) and a QB hit in 44 defensive snaps of work...**Vs. Pittsburgh (Oct. 3):** Started and played on 38 snaps, logging two tackles (both solo)...**At Cincinnati (Oct. 10):** Played on 46 defensive snaps, recording a split sack shared with DL T.J. Slaton on Joe Burrow in the second quarter. Also added two tackles (both assisted) and tied his career high with two passes defended...**At Chicago (Oct. 17):** Charted his first full sack of the season, bringing down QB Justin Fields for a loss of 10 yards. Also logged a season-high five tackles (four solo) and a sack...**Vs. Washington (Oct. 24):** Registered five tackles (two solo) and had a split sack with teammate Rashan Gary in 42 snaps of work...**At Arizona (Oct. 28):** Registered three solo tackles and a sack of Cardinals' QB Kyler Murray for a loss of 10 yards in the third quarter...**At Kansas City (Nov. 7):** Registered a solo tackle on 22 plays of work...**Vs. Seattle (Nov. 14):** Had a solo tackle on 42 snaps of work...**At Minnesota (Nov. 21):** Played on 50 snaps and totaled two solo tackles...**Vs. L.A. Rams (Nov. 28):** Played on 29 snaps and logged a QB hit...**Vs. Chicago (Dec. 12):** Appeared on 39 snaps and registered three tackles (one solo) with a QB hit...**At Baltimore (Dec. 19):** Played on 53 defensive snaps, registering a tackle and a PD...**Vs. Cleveland (Dec. 25):** Played on 52 snaps and logged his fourth sack of the season (career best), bringing down Browns QB Baker Mayfield for a loss of 8 yards on third-and-14 when the Browns were in Green Bay territory. Finished with two tackles (one solo), a sack, a TFL and a QB hit.

REGULAR-SEASON COMPARISON: DEFENSIVE - MINNESOTA VIKINGS

DATE	OPP	TACKLES										MISC				
		W/L/T	GP/GS	TOT	SOLO	ASST	SACK	YDS.	INT	TFL	PD	QBH	TD	FF	FR	
10/15/17	GB @ MIN	L	S	2	0	2	0.0	0.0	0	0	0	0	0	0	0	0
12/23/17	GB vs. MIN	L	P	2	2	0	0.0	0.0	0	0	1	1	0	0	0	
9/16/18	GB vs. MIN	T	P	2	2	0	0.0	0.0	0	0	0	0	0	0	0	
11/25/18	GB @ MIN	L	S	3	2	1	1.0	8.0	0	2	0	2	0	0	0	
9/15/19	GB vs. MIN	W	S	3	2	1	0.0	0.0	0	1	1	0	0	0	1	
12/23/19	GB @ MIN	W	S	5	2	3	0.0	0.0	0	1	0	0	0	0	0	
11/1/20	GB vs. MIN	L	S	3	3	0	1.0	9.0	0	1	0	1	0	0	0	
11/21/21	GB @ MIN	L	S	2	2	0	0.0	0.0	0	0	0	0	0	0	0	
TOTALS			2/5/1	8/6	22	15	7	2.0	17.0	0	4	3	4	0	0	1

DEAN LOWRY'S NFL REGULAR-SEASON DEFENSIVE STATISTICS

YEAR	TEAM	GP	GS	TACKLES					INTERCEPTIONS							ST			MISC								
				TK	S	A	TFL	YDS	SK	YDS	QBH	NO	YDS	LG	TD	PD	FF	FR	TD	YDS	TK	S	A	FF	FR	S	A
2016	Packers	15	0	8	6	2	3	20	19.0	2	0	0	0	1	0	0	0	0	0	0	0	0	0	0	0	0	0
2017	Packers	16	11	32	18	14	5	28	21.0	5	0	0	0	2	0	1	1	62	0	0	0	0	0	0	0	0	
2018	Packers	16	8	44	31	13	5	27	33.0	4	0	0	0	3	1	1	0	0	0	0	0	0	0	0	0	0	
2019	Packers	16	16	47	23	24	2	2	0.0	0.0	9	1	7	7	0	3	0	0	0	0	0	0	0	0	0	0	
2020	Packers	16	16	36	14	22	2	19	3.0	19.0	4	0	0	0	2	0	0	0	0	0	0	0	0	0	0	0	
2021	Packers	15	15	37	22	15	3	28	4.0	34.0	8	0	0	0	0	3	0	1	0	0	0	0	0	0	0	0	
NFL TOTALS		94	66	204	114	90	20	124	14.0	116.0	32	1	7	7	0	14	1	4	1	62	0	0	0	0	0	0	

DEAN LOWRY'S NFL POSTSEASON DEFENSIVE STATISTICS

YEAR	TEAM	GP	GS	TACKLES					INTERCEPTIONS							ST			MISC							
				TK	S	A	TFL	YDS	SK	YDS	QBH	NO	YDS	LG	TD	PD	FF	FR	TD	YDS	TK	S	A	FF	FR	S
2016	Packers	3	0	1	1	0	0	0	0.0	0.0	0	0	0	0	0	0	0	0	0	0	0	0	0	0	0	0
2019	Packers	2	2	3	2	1	0	0	0.0	0.0	0	0	0	0	0	0	0	0	0	0	0	0	0	0	0	0
2020	Packers	2	2	7	3	4	0	0	0.0	0.0	0	0	0	0	0	0	0	0	0	0	0	0	0	0	0	0
NFL TOTALS		7	4	11	6	5	0	0	0.0	0.0	0	0	0	0	0	0	0	0	0	0	0	0	0	0	0	0

SINGLE-GAME HIGHS: DEFENSIVE

Total Tackles 9 vs. Denver Broncos, Sep 22, 2019
7 at Minnesota Vikings, Dec 23, 2019
1.0 vs. Cleveland Browns, Dec 25, 2021
1.0 at Arizona Cardinals, Oct 28, 2021
...10 more at 1.0.

Passes Defensed 2 at Cincinnati Bengals, Oct 10, 2021
2 vs. Detroit Lions, Dec 30, 2018

Forced Fumbles 1 at Chicago Bears, Dec 16, 2018

Fumble Recoveries 1 vs. Minnesota Vikings, Sep 15, 2019
1 at Chicago Bears, Dec 16, 2018
...1 more at 1.

Tackles For Loss 3 vs. Denver Broncos, Sep 22, 2019
2 at Minnesota Vikings, Nov 25, 2018
...1 more at 2.

Interceptions 1 vs. Chicago Bears, Dec 15, 2019

Interception Return Yards 7 vs. Chicago Bears, Dec 15, 2019

Longest Opponent's Fumble Return 62 vs. Tampa Bay Buccaneers, Dec 03, 2017

NFL debut: at Jacksonville, 9/11/16

First NFL start: vs. Seattle, 9/10/17

First NFL sack: vs. Houston, 12/4/16 (B.Osweiler)

First NFL interception: vs. Chicago, 12/15/19 (M.Trubisky)

Touchdowns (1): vs. Tampa Bay, 12/3/17, 62-yard fumble return

CAREER TRANSACTIONS

2016 - Selected by Green Bay Packers as second of two choices in the fourth round (137th overall) of '16 NFL Draft, April 30...Signed first contract, May 6.

2019 - Signed contract extension, July 23.

2021 GXG REGULAR SEASON (PACKERS)

DATE	OPPONENT	P/S	TK	S	A	SK	YDS	INT	PD	FF	FR	TD
09/12	at Saints	S	4	3	1	0.0	0.0	0	0	0	0	0
09/20	Lions	S	4	0	4	0.0	0.0	0	0	0	0	0
09/26	at 49ers	S	2	1	1	0.0	0.0	0	0	0	0	0
10/03	Steelers	S	2	2	0	0.0	0.0	0	0	0	0	0
10/10	at Bengals	S	2	0	2	0.5	1.0	0	2	0	0	0
10/17	at Bears	S	5	4	1	1.0	10.0	0	0	0	0	0
10/24	Washington	S	5	2	3	0.5	5.0	0	0	0	1	0
10/28	at Cardinals	S	3	3	0	1.0	10.0	0	0	0	0	0
11/07	at Chiefs	S	1	1	0	0.0	0.0	0	0	0	0	0
11/14	Seahawks	S	1	1	0	0.0	0.0	0	0	0	0	0
11/21	at Vikings	S	2	2	0	0.0	0.0	0	0	0	0	0
11/28	Rams	S	0	0	0	0.0	0.0	0	0	0	0	0
12/12	Bears	S	3	1	2	0.0	0.0	0	0	0	0	0
12/19	at Ravens	S	1	1	0	0.0	0.0	0	1	0	0	0
12/25	Browns	S	2	1	1	1.0	8.0	0	0	0	0	0
2021 TOTALS		15-15	37	22	15	4.0	34.0	0	3	0	1	0

ISAIAH MCDUFFIE

58

LINEBACKER
BOSTON COLLEGE

Rookie



Ht: 6-1 | Wt: 227 | Born: July 21, 1999 | NFL Games Played/Started: 11/0 | Acquired: D6b-21

AT A GLANCE

- » Earned second-team All-Atlantic Coast Conference honors in 2020 after ranking No. 5 in the nation and No. 2 in the ACC with a career-best 107 tackles (54 solo).
- » According to stathead.com, was one of three players in the FBS to post at least 100 tackles (107), three sacks (three) and six tackles for a loss (6½) in 2020.
- » Was a preseason All-ACC selection by *Athlon* and *Phil Steele's College Football*, but missed all but the last four games of the 2019 season (starting three) due to injury and earned a redshirt.
- » Saw action in all 12 games with six starts at strongside linebacker in 2018, finishing No. 2 on the team with 85 tackles (48 solo).
- » Appeared in all 13 games on special teams and earned some playing time at linebacker as a freshman in 2017, finishing with 11 tackles (three solo) and a pass defended.
- » Was a three-time captain as a two-way performer at linebacker and running back at Bennett High School in Buffalo, N.Y., setting school records for single-season tackles (161), single-game tackles (29), career touchdowns (70) and career rushing yards (5,529).

2021 SEASON: Has played in 11 games and has recorded two tackles on special teams...**At New Orleans (Sept. 12):** Inactive (healthy scratch)...**Vs. Detroit (Sept. 20):** Made his NFL debut, playing on 10 special teams snaps...**At San Francisco (Sept. 26):** Played on 16 special teams snaps...**Vs. Pittsburgh (Oct. 3):** Played on 14 special teams snaps...**At Cincinnati (Oct. 10):** Played on 15 special teams snaps...**At Chicago (Oct. 17):** Inactive (healthy scratch)...**Vs. Washington (Oct. 24):** Played on five special teams snaps...**At Arizona (Oct. 28):** Played on 11 special teams snaps...**At Kansas City (Nov. 7):** Inactive (healthy scratch)...**Vs. Seattle (Nov. 14):** Played on 10 special teams snaps...**At Minnesota (Nov. 21):** Played on 14 special teams snaps...**Vs. L.A. Rams (Nov. 28):** Played on 18 special teams snaps and recorded a career-high two tackles...**Vs. Chicago (Dec. 12):** Inactive (healthy scratch)...**At Baltimore (Dec. 19):** Played on 16 special teams snaps...**Vs. Cleveland (Dec. 25):** Played on 18 special teams snaps.

ISAIAH MCDUFFIE'S NFL REGULAR-SEASON DEFENSIVE STATISTICS

YEAR	TEAM	GP	TACKLES										INTERCEPTIONS							ST				MISC			
			GS	TK	S	A	TFL	YDS	SK	YDS	QBH	NO	YDS	LG	TD	PD	FF	FR	TD	YDS	TK	S	A	FF	FR	S	A
2021	Packers	11	0	0	0	0	0	0	0.0	0.0	0	0	0	0	0	0	0	0	0	0	2	0	2	0	0	0	0
NFL TOTALS		11	0	0	0	0	0	0.0	0.0	0	0	0	0	0	0	0	0	0	0	2	0	2	0	0	0	0	

SINGLE-GAME HIGHS: DEFENSIVE

Special Teams Tackles

2 vs. Los Angeles Rams, Nov 28, 2021

2021 GXG REGULAR SEASON (PACKERS)

DATE	OPPONENT	P/S	TK	S	A	SK	YDS	INT	PD	FF	FR	TD
09/12	at Saints		ON INACTIVE LIST									
09/20	Lions	P	0	0	0	0	0	0	0	0	0	0
09/26	at 49ers	P	0	0	0	0	0	0	0	0	0	0
10/03	Steelers	P	0	0	0	0	0	0	0	0	0	0
10/10	at Bengals	P	0	0	0	0	0	0	0	0	0	0
10/17	at Bears		ON INACTIVE LIST									
10/24	Washington	P	0	0	0	0	0	0	0	0	0	0
10/28	at Cardinals	P	0	0	0	0	0	0	0	0	0	0
11/07	at Chiefs		ON INACTIVE LIST									
11/14	Seahawks	P	0	0	0	0	0	0	0	0	0	0
11/21	at Vikings	P	0	0	0	0	0	0	0	0	0	0
11/28	Rams	P	0	0	0	0	0	0	0	0	0	0
12/12	Bears		ON INACTIVE LIST									
12/19	at Ravens	P	0	0	0	0	0	0	0	0	0	0
12/25	Browns	P	0	0	0	0	0	0	0	0	0	0
2021 TOTALS		11-0	0	0	0	0	0	0	0	0	0	0

WHITNEY MERCILUS

50

LINEBACKER
ILLINOIS

| First Packers Season



Ht: 6-4 | Wt: 261 | Born: July 21, 1990 | NFL Games Played/Started: 138/102 | Acquired: FA-21

AT A GLANCE

- » Signed with Green Bay on Oct. 21, 2021, making his debut Week 7 vs. Washington.
- » Spent his first nine-plus seasons as a member of the Houston Texans (2012-2021).
- » Ranks second in Houston Texans franchise history with 57.0 sacks
- » The Texans' postseason sack leader with 7.0, which is also the second-most in the NFL since 2015
- » Became the first player in Texans history and the fifth player in the NFL since 1982 to post two games with 3.5-or-more sacks in a season in 2015
- » Tied DE Mario Williams (12.0 in 2008) for the fifth-most sacks in a season in franchise history in 2015
- » Joined J.J. Watt (2018) and Khalil Mack (2018) as the only players to record at least 5.0 sacks and four forced fumbles in the first four games of a season since 1993
- » Has 13 career games with 2.0-or-more sacks, which is the second-most career games with multiple sacks in Texans history behind Watt (26)
- » Tied the franchise rookie record for sacks with 6.0 in 2012
- » Has appeared in eight career playoff games, totaling 26 total tackles (15 solo), 7.0 sacks and forced fumble
- » Joined Kevin Greene, Terrell Suggs and Von Miller as the only players since 1982 with 5.0 sacks over two playoff games
- » Became the first player in franchise history to record multiple sacks in two straight postseason contests, dating back to 2016's AFC Wild Card matchup against Kansas City (1/9/16)
- » Recorded the most sacks (3.0) in a postseason game in Texans history, while tying for the fourth-most by any NFL player in a playoff contest, vs. Kansas City (1/9/16)

2021 SEASON: Appeared in four games and has recorded five tackles (three solo), a sack, a TFL, and two QB hits...Made his Packers debut in Week 7 vs. Washington after being signed Oct. 21...Placed on injured reserve on Nov. 16...**Vs. Washington (Oct. 24):** Played on 31 snaps in his Packers debut...**At Arizona (Oct. 28):** Played on 29 snaps and logged a tackle and a QB hit...**At Kansas City (Nov. 7):** Played on 30 snaps, logging a tackle...**Vs. Seattle (Nov. 14):** Recorded his first sack in a Packers uniform, sacking QB Russell Wilson in the first quarter. Finished with three solo tackles, a sack, a TFL, and a QB hit...Left the game with a bicep injury and did not return.

REGULAR-SEASON COMPARISON: DEFENSIVE - MINNESOTA VIKINGS

DATE	OPP	W/L	GP/GS	TACKLES							MISC						
				TOT	SOLO	ASST	SACK	YDS.	INT	TFL	PD	QBH	TD	FF	FR		
12/23/12	HST vs. MIN	L	P	1	0	1	0.0	0.0	0	0	0	0	0	0	0	0	0
10/9/16	HST @ MIN	L	S	3	2	1	1.5	12.5	0	1	0	0	5	0	0	0	0
10/4/20	HST vs. MIN	L	S	4	2	2	2.0	10.0	0	2	0	2	0	0	0	0	0
TOTALS			0/3	3/2	8	4	4	3.5	22.5	0	3	0	7	0	0	0	0

WHITNEY MERCILUS' NFL REGULAR-SEASON DEFENSIVE STATISTICS

YEAR	TEAM	GP	GS	TK	S	TACKLES					INTERCEPTIONS							ST			MISC							
						A	TFL	YDS	SK	YDS	QBH	NO	YDS	LG	TD	PD	FF	FR	TD	YDS	TK	S	A	FF	FR	S	A	
2012	Texans	16	4	18	15	3	6	0	6.0	17.0	7	0	0	0	0	1	2	1	0	0	7	5	2	0	0	0	0	0
2013	Texans	16	16	47	33	14	6	31	7.0	36.0	18	0	0	0	0	0	0	0	0	0	0	0	0	0	0	0	0	0
2014	Texans	15	13	50	31	19	9	35	5.0	30.0	11	0	0	0	0	2	0	0	0	0	0	0	0	0	0	0	0	0
2015	Texans	16	10	50	32	18	14	63	12.0	60.0	16	0	0	0	2	1	1	0	5	2	0	2	0	1	0	0	0	0
2016	Texans	15	15	53	36	17	13	57	7.5	56.5	22	0	0	0	1	1	4	0	7	0	0	0	0	0	0	0	0	0
2017	Texans	5	5	10	9	1	1	1	1.0	6.0	1	0	0	0	0	1	0	0	0	0	0	0	0	0	0	0	0	0
2018	Texans	16	9	39	22	17	5	28	4.0	28.0	14	0	0	0	0	2	0	0	0	0	0	0	0	0	0	0	0	0
2019	Texans	16	16	48	33	15	9	25	7.5	44.5	16	2	88	86	2	4	1	0	2	0	0	0	0	0	0	0	0	0
2020	Texans	13	12	21	12	9	5	20	4.0	19.0	7	0	0	0	0	1	0	1	0	0	0	0	0	0	0	0	0	0
2021	Texans	6	2	12	6	6	4	25	3.0	25.0	3	0	0	0	0	0	0	0	0	0	0	0	0	0	0	0	0	0
2021	Packers	4	0	5	3	2	1	7	1.0	7.0	2	0	0	0	0	0	0	0	0	0	0	0	0	0	0	0	0	0
2021	TOTAL	10	2	17	9	8	5	32	4.0	32.0	5	0	0	0	0	0	0	0	0	0	0	0	0	0	0	0	0	0
NFL TOTALS		138	102	353	232	121	73	292	58.0	329.0	117	2	88	86	0	7	13	8	0	14	9	5	4	0	1	0	0	0

WHITNEY MERCILUS' NFL POSTSEASON DEFENSIVE STATISTICS

YEAR	TEAM	GP	GS	TACKLES							INTERCEPTIONS							ST			MISC					
				TK	S	A	TFL	YDS	SK	YDS	QBH	NO	YDS	LG	TD	PD	FF	FR	TD	YDS	TK	S	A	FF	FR	S
2012	Texans	2	0	1	0	1	0	0	0.0	0.0	0	0	0	0	0	0	0	0	0	1	1	0	0	0	0	0
2015	Texans	1	1	8	5	3	3	17	3.0	17.0	4	0	0	0	0	0	0	0	0	0	0	0	0	0	0	
2016	Texans	2	2	11	7	4	4	23	3.0	20.0	5	0	0	0	0	1	0	0	0	0	0	0	0	0	0	
2018	Texans	1	0	1	0	1	0	0	0.0	0.0	0	0	0	0	0	0	0	0	0	0	0	0	0	0	0	
2019	Texans	2	2	5	3	2	0	0	1.0	0.0	4	0	0	0	0	1	0	0	0	0	0	0	0	0	0	
NFL TOTALS		8	5	26	15	11	7	40	7.0	37.0	13	0	0	0	0	1	1	0	0	0	1	1	0	0	0	

SINGLE-GAME HIGHS: DEFENSIVE

Total Tackles 9 vs. Philadelphia Eagles, Nov 02, 2014
7 vs. Tennessee Titans, Oct 02, 2016
...1 more at 7.

Sacks 3.5 vs. Jacksonville Jaguars, Jan 03, 2016
3.5 vs. Tennessee Titans, Nov 01, 2015
1 at Detroit Lions, Nov 26, 2020
1 at Tennessee Titans, Dec 15, 2019
...5 more at 1.

Passes Defensed 1 at Detroit Lions, Nov 26, 2020
1 at Tennessee Titans, Dec 15, 2019

Forced Fumbles 2 vs. Jacksonville Jaguars, Sep 15, 2019
2 at Jacksonville Jaguars, Oct 21, 2018

Fumble Recoveries 1 vs. Jacksonville Jaguars, Oct 11, 2020
1 at Indianapolis Colts, Oct 20, 2019
...6 more at 1.

Tackles For Loss 4 vs. Tennessee Titans, Nov 01, 2015
3 at Green Bay Packers, Dec 04, 2016
...2 more at 3.

Interceptions 1 at Tennessee Titans, Dec 15, 2019
1 at New Orleans Saints, Sep 09, 2019
86 at Tennessee Titans, Dec 15, 2019

Interception Return Yards 2 at New Orleans Saints, Sep 09, 2019
2 vs. Baltimore Ravens, Oct 21, 2012
2 at Denver Broncos, Sep 23, 2012

Special Teams Tackles 2 at Denver Broncos, Sep 23, 2012

Special Teams Fumble Recoveries 1 vs. Tampa Bay Buccaneers, Sep 27, 2015

SINGLE-GAME HIGHS - POSTSEASON: DEFENSIVE

Total Tackles 8 vs. Kansas City Chiefs, Jan 09, 2016
7 vs. Oakland Raiders, Jan 07, 2017

Sacks 3.0 vs. Kansas City Chiefs, Jan 09, 2016
2.0 vs. Oakland Raiders, Jan 07, 2017

Passes Defensed 1 at New England Patriots, Jan 14, 2017

Forced Fumbles 1 vs. Buffalo Bills, Jan 04, 2020

Tackles For Loss 3 vs. Oakland Raiders, Jan 07, 2017
3 vs. Kansas City Chiefs, Jan 09, 2016

Special Teams Tackles 1 at New England Patriots, Jan 13, 2013

2021 GXG REGULAR SEASON (TEXANS/PACKERS)

DATE	OPPONENT	P/S	TK	S	A	SK	YDS	INT	PD	FF	FR	TD
09/12	Jaguars	S	3	2	1	1.0	13.0	0	0	0	0	0
09/19	at Browns	S	2	1	1	0.0	0.0	0	0	0	0	0
09/23	Panthers	P	2	1	1	1.0	7.0	0	0	0	0	0
10/03	at Bills	P	2	1	1	1.0	5.0	0	0	0	0	0
10/10	Patriots	P	1	0	1	0.0	0.0	0	0	0	0	0
10/17	at Colts	P	2	1	1	0.0	0.0	0	0	0	0	0
Went from Texans to Packers .												
10/24	Washington	P	0	0	0	0.0	0.0	0	0	0	0	0
10/28	at Cardinals	P	1	0	1	0.0	0.0	0	0	0	0	0
11/07	at Chiefs	P	1	0	1	0.0	0.0	0	0	0	0	0
11/14	Seahawks	P	3	3	0	1.0	7.0	0	0	0	0	0
11/21	at Vikings		INJURED RESERVE									
11/28	Rams		INJURED RESERVE									
12/12	Bears		INJURED RESERVE									
12/19	at Ravens		INJURED RESERVE									
12/25	Browns		INJURED RESERVE									
2021 TOTALS		10-2	17	9	8	4.0	32.0	0	0	0	0	0

JOSH MYERS

71

CENTER/GUARD
OHIO STATE

Rookie



Ht: 6-5 | Wt: 310 | Born: July 16, 1998 | NFL Games Played/Started: 5/5 | Acquired: D2-21

AT A GLANCE

- » Played in 31 games in three years (2018-20) at Ohio State and started his final 21 contests for the Buckeyes.
- » Was a part of teams that only lost one game each season he played (2018-20), won three Big Ten titles with an overall record of 23-1, appeared in back-to-back College Football Playoffs for the first time in school history (2019-20), finished in the top three in the final poll by *The Associated Press* all three years and won a Rose Bowl (2018) and Sugar Bowl (2020).
- » In 2020, was a team captain, was named second-team All-American by *Sporting News* and first-team All-Big Ten by the coaches, and was a Rimington Trophy finalist, an award given to the nation's best center.
- » Played over 900 offensive snaps in his first year as a starter (2019) and was named second-team All-Big Ten by the media and third team by the coaches.
- » Part of a 2019 line that blocked for J.K. Dobbins, who became Ohio State's first 2,000-yard rusher (2,049), and QB Justin Fields, who was a Heisman Trophy finalist after finishing No. 3 in the nation with 51 total TDs.

2021 SEASON: Has started all five games at C that he has appeared in...Was inactive (finger) in Week 5 and was placed on injured reserve (knee) on Oct. 23...**At New Orleans (Sept. 12):** Started and played all 57 snaps in his NFL debut, becoming just the second Green Bay center to start in Week 1 as a rookie since the 1970 AFL-NFL merger (Corey Linsley, 2014)...**Vs. Detroit (Sept. 20):** Started at C and played all 65 snaps, protecting QB Aaron Rodgers as he connected on 22 of 27 passes for 255 yards and four TDs with no INTs (145.6 rating)...**At San Francisco (Sept. 26):** Started and played all 63 snaps, protecting Rodgers as he was sacked just once on the evening and as he completed 23 of 33 passes for 261 yards and two TDs (113.3 rating)...**Vs. Pittsburgh (Oct. 3):** Started and played all 72 snaps, helping to clear the way for the Packers' season-high 131 rushing yards on 33 carries (4.0 avg.). Protected Rodgers as he threw for 248 yards and two TDs on 20-of-36 passing...**At Cincinnati (Oct. 10):** Inactive (finger)...**At Chicago (Oct. 17):** Started, but left the game after just four snaps after sustaining a knee injury and did not return.

JOSH MYERS' NFL REGULAR-SEASON STATISTICS

DATE	TEAM	GP	GS
2021	Packers	5	5
NFL TOTALS		5	5

ROYCE NEWMAN

70

TACKLE/GUARD
MISSISSIPPI

Rookie



Ht: 6-5 | Wt: 310 | Born: August 17, 1997 | NFL Games Played/Started: 15/15 | Acquired: D4-21

AT A GLANCE

- » Played in 43 games over four seasons at Mississippi, starting the final 22 games in his last two seasons.
- » Started all 10 games at right tackle in 2020 and helped Mississippi reach the Outback Bowl, its first bowl appearance since the 2015 season.
- » In 2019, started all 12 games at left guard and allowed just one sack in 416 pass blocks.
- » Appeared in 21 games as a reserve offensive lineman in his first two seasons (2017-18).

2021 SEASON: Has started all 15 games at RG...**At New Orleans (Sept. 12):** Started and played all 57 snaps in his NFL debut, becoming just the third Green Bay rookie to start at right guard in Week 1 since the 1970 AFL-NFL merger (William Whitticker, 2005; Tony Moll, 2006)...**Vs. Detroit (Sept. 20):** Started and played all 65 snaps, protecting QB Aaron Rodgers as he connected on 22 of 27 passes for 255 yards and four TDs with no INTs (145.6 rating)...**At San Francisco (Sept. 26):** Started and played all 63 snaps, blocking for Rodgers as he was sacked just once on the evening and as he completed 23 of 33 passes for 261 yards and two TDs (113.3 rating)...**Vs. Pittsburgh (Oct. 3):** Started and played all 72 snaps, helping to clear the way for the Packers' season-high 131 rushing yards on 33 carries (4.0 avg.). Protected Rodgers as he threw for 248 yards and two TDs on 20-of-36 passing...**At Cincinnati (Oct. 10):** Started and played all 64 snaps, helping the offense produce a 300-yard passer (Rodgers, 344), a 200-yard receiver (Davante Adams, 206) and a 100-yard rusher (Aaron Jones, 103) in the same game for the first time in team history as the Packers posted 466 total yards of offense...**At Chicago (Oct. 17):** Started and played all 59 snaps, helping clear the way for the Packers' season-high 154 rushing yards on 31 carries (5.0 avg.). Protected Rodgers as he completed 17 of 23 passes for 195 yards and two TDs (128.0 rating)...**Vs. Washington (Oct. 24):** Started and played all 56 snaps, protecting Rodgers as he threw for 274 yards and three TDs with no INTs (127.6 rating)...**At Arizona (Oct. 28):** Started and played all 73 snaps, protecting Rodgers as he was sacked just once on the evening as the Packers racked up 151 rushing yards on 34 carries (4.4 avg.)...**At Kansas City (Nov. 7):** Started at RG and appeared on all 63 snaps as part of a line that allowed only one sack for the second straight game...**Vs. Seattle (Nov. 14):** Started at RG and played all 74 snaps as the line allowed just one sack for the third consecutive game...**At Minnesota (Nov. 21):** Started at RG and played all 59 snaps, helping the offense rack up a season-high 467 yards of offense as Rodgers connected on 23 of 33 passes for 385 yards and four TDs with no INTs (148.4 rating)...**Vs. L.A. Rams (Nov. 28):** Started at RG and played all 82 snaps, protecting Rodgers as he was sacked just once and threw for 307 yards and two TDs with no INTs...**Vs. Chicago (Dec. 12):** Started at RG and played all 65 snaps, protecting Rodgers as he threw for 341 yards and four TDs with no INTs (141.1 rating)...**At Baltimore (Dec. 19):** Started at RG and played all 62 snaps, helping to protect Rodgers as he threw for three TDs and 268 yards with no INTs on 23-of-31 passing (132.2 rating)...**Vs. Cleveland (Dec. 25):** Started at RG and played all 59 snaps, helping the Packers register their first zero-sack game of the season as Rodgers threw for 202 yards and three TDs with no INTs (115.1 rating).

ROYCE NEWMAN'S NFL REGULAR-SEASON STATISTICS

DATE	TEAM	GP	GS
2021	Packers	15	15
NFL TOTALS		15	15

YOSH NIJMAN

73

TACKLE
VIRGINIA TECH

Second NFL Season | Second Packers Season



Ht: 6-7 | Wt: 314 | Born: January 2, 1996 | NFL Games Played/Started: 31/7 | Acquired: FA-19

AT A GLANCE

- » First name rhymes with Josh and last name is pronounced NY-man.
- » Appeared in all 16 regular-season games and both playoff contests last season, seeing limited action on offense and special teams.
- » Saw his first NFL action from scrimmage vs. Detroit in Week 2, taking over at LT for David Bakhtiri for the final five plays of the game with the Packers leading, 42-21.
- » Was inactive for three games (Weeks 13-15) in 2019 before being placed on injured reserve (elbow) on Dec. 21. Spent the first 11 games of the season on Green Bay's practice squad.
- » Played in 45 games with 32 starts over four seasons at Virginia Tech, lining up as a starter at left tackle for two seasons (2016-17) before moving to right tackle for his senior season in 2018.
- » Started all 14 games at LT as a sophomore in 2016 and blocked for record-setting QB Jerod Evans, who set single-season school marks for completions (268), passing yards (3,542) and passing TDs (29).

2021 SEASON: Has appeared in all 15 games with seven starts at LT...**At New Orleans (Sept. 12):** Appeared on one snap on special teams...**Vs. Detroit (Sept. 20):** Played five snaps on special teams (extra points)...**At San Francisco (Sept. 26):** Made his first career NFL start, opening at LT in place of an injured Elgton Jenkins (ankle). Played all 63 snaps, protecting QB Aaron Rodgers as he was sacked just once on the evening and as he completed 23 of 33 passes for 261 yards and two TDs (113.3 rating)...**Vs. Pittsburgh (Oct. 3):** Started and played all 72 snaps, helping to clear the way for the Packers' season-high 131 rushing yards on 33 carries (4.0 avg.). Protected Rodgers as he threw for 248 yards and two TDs on 20-of-36 passing...**At Cincinnati (Oct. 10):** Started at LT for the third straight week, appearing on all 64 snaps. Helped the offense produce a 300-yard passer (Rodgers, 344), a 200-yard receiver (Davante Adams, 206) and a 100-yard rusher (Aaron Jones, 103) in the same game for the first time in team history as the Packers posted a season-high 466 total yards of offense...**At Chicago (Oct. 17):** Appeared on four plays on special teams...**Vs. Washington (Oct. 24):** Played five snaps on special teams...**At Arizona (Oct. 28):** Appeared on four plays on special teams...**At Kansas City (Nov. 7):** Played three snaps on special teams...**Vs. Seattle (Nov. 14):** Appeared on four plays on special teams...**At Minnesota (Nov. 21):** Took over at LT for an injured Elgton Jenkins (knee) early in the fourth quarter, playing the final 10 offensive snaps of the game there...**Vs. L.A. Rams (Nov. 28):** Started at LT and played all 82 snaps, protecting Rodgers as he was sacked just once and threw for 307 yards and two TDs with no INTs...**Vs. Chicago (Dec. 12):** Started at LT and played all 65 snaps, protecting Rodgers as he threw for 341 yards and four TDs with no INTs (141.1 rating)...**At Baltimore (Dec. 19):** Started at LT and played all 62 snaps, helping to protect Rodgers as he threw for three TDs and 268 yards with no INTs on 23-of-31 passing (132.2 rating)...**Vs. Cleveland (Dec. 25):** Started at LT and played all 59 snaps, helping the Packers register their first zero-sack game of the season as Rodgers threw for 202 yards and three TDs with no INTs (115.1 rating).

YOSH NIJMAN'S NFL REGULAR-SEASON STATISTICS

DATE	TEAM	GP	GS
2020	Packers	16	0
2021	Packers	15	7
NFL TOTALS		31	7

YOSH NIJMAN'S NFL POSTSEASON STATISTICS

DATE	TEAM	GP	GS
2020	Packers	2	0
NFL TOTALS		2	0

NFL debut: at Minnesota, 9/13/20

CAREER TRANSACTIONS

2019 - Signed by Packers as undrafted free agent, May 3...Waived by Packers, Aug. 31...Signed by Packers to practice squad, Sept. 1...Signed from practice squad to active roster, Nov. 26...Placed on injured reserve (elbow), Dec. 21.

2021 - Re-signed by Packers as exclusive-rights free agent, May 6.

LUCAS PATRICK

62 GUARD
DUKE

Fifth NFL Season | Fifth Packers Season



Ht: 6-3 | Wt: 313 | Born: July 30, 1993 | NFL Games Played/Started: 71/32 | Acquired: FA-16

AT A GLANCE

- » Appeared in all 16 games last season for the first time as a pro, starting a career-high 15 contests (11 at RG, four at LG).
- » Helped the Packers rank tied for No. 2 in the NFL in sacks allowed (21) in 2020, the fourth fewest by Green Bay in a 16-game season, and was part of a line that allowed one sack or zero sacks in a league-best 13 games.
- » Played in 14 games in 2019, seeing significant time at center in relief of an injured Corey Linsley in Week 5 at Dallas (55 snaps) and in Week 17 at Detroit (68 snaps).
- » Made four starts in 2018, opening two games at LG and two at RG.
- » Spent the entire 2016 season on Green Bay's practice squad. Was originally signed by the Packers as an undrafted free agent on June 1, 2016, after participating in Green Bay's rookie orientation camp that May on a tryout basis.
- » Appeared in 44 career games with 26 starts at Duke, closing out his career with 21 consecutive starts at LG.

2021 SEASON: Has played in all 15 games with 11 starts, opening at LG in Week 1 and at C in Weeks 5, 7-12 and 14-16...**At New Orleans (Sept. 12):** Started at LG and played all 57 snaps...**Vs. Detroit (Sept. 20):** Was limited during the week due to a concussion sustained in Week 1, playing five snaps (extra points) on special teams...**At San Francisco (Sept. 26):** Appeared on six snaps on special teams...**Vs. Pittsburgh (Oct. 3):** Played six snaps on special teams...**At Cincinnati (Oct. 10):** Made his first career start at C and appeared on all 64 snaps. Helped the offense produce a 300-yard passer (Rodgers, 344), a 200-yard receiver (Davante Adams, 206) and a 100-yard rusher (Aaron Jones, 103) in the same game for the first time in team history as the Packers posted 466 total yards of offense...**At Chicago (Oct. 17):** Didn't start, but took over at C on Green Bay's first drive after Josh Myers left the game with a knee injury. Played 55 of 59 snaps, helping clear the way for the Packers' season-high 154 rushing yards on 31 carries (5.0 avg.). Protected Rodgers as he completed 17 of 23 passes for 195 yards and two TDs (128.0 rating)...**Vs. Washington (Oct. 24):** Started at C and played all 56 snaps, protecting Rodgers as he threw for 274 yards and three TDs with no INTs (127.6 rating)...**At Arizona (Oct. 28):** Started at C and played all 73 snaps, protecting Rodgers as he was sacked just once on the evening as the Packers racked up 151 rushing yards on 34 carries (4.4 avg.)...**At Kansas City (Nov. 7):** Started at C and appeared on all 63 snaps as part of a line that allowed only one sack for the second straight game...**Vs. Seattle (Nov. 14):** Started at C and played all 74 snaps as the line allowed just one sack for the third consecutive game...**At Minnesota (Nov. 21):** Started at C and played all 59 snaps, helping the offense rack up a season-high 467 yards of offense as Rodgers connected on 23 of 33 passes for 385 yards and four TDs with no INTs (148.4 rating)...**Vs. L.A. Rams (Nov. 28):** Started at RG and played all 82 snaps, protecting Rodgers as he was sacked just once and threw for 307 yards and two TDs with no INTs...**Vs. Chicago (Dec. 12):** Started at C and played all 65 snaps, protecting Rodgers as he threw for 341 yards and four TDs with no INTs (141.1 rating)...**At Baltimore (Dec. 19):** Started at C and played all 62 snaps, helping to protect Rodgers as he threw for three TDs and 268 yards with no INTs on 23-of-31 passing (132.2 rating)...**Vs. Cleveland (Dec. 25):** Started at C and played all 59 snaps, helping the Packers register their first zero-sack game of the season as Rodgers threw for 202 yards and three TDs with no INTs (115.1 rating).

LUCAS PATRICK'S NFL REGULAR-SEASON STATISTICS

DATE	TEAM	GP	GS
2017	Packers	12	2
2018	Packers	14	4
2019	Packers	14	0
2020	Packers	16	15
2021	Packers	15	11
NFL TOTALS		71	32

LUCAS PATRICK'S NFL POSTSEASON STATISTICS

DATE	TEAM	GP	GS
2019	Packers	2	0
2020	Packers	2	2
NFL TOTALS		4	2

NFL debut: at Atlanta, 9/17/17

First NFL start: vs. Chicago, 9/28/17

CAREER TRANSACTIONS

2016 - Signed by Green Bay Packers as undrafted free agent, June 1...Waived by Packers, Sept. 3...Signed by Packers to practice squad, Sept. 4.

2017 - Re-signed by Packers, Jan. 24.

2018 - Re-signed by Packers as exclusive-rights free agent, April 17.

2019 - Re-signed by Packers as exclusive-rights free agent, March 15...Signed contract extension, Dec. 28.

RANDY RAMSEY

56

LINEBACKER
ARKANSAS

Second NFL Season | Second Packers Season



Ht: 6-3 | Wt: 238 | Born: September 7, 1995 | NFL Games Played/Started: 12/0 | Acquired: FA-19

AT A GLANCE

- » Appeared in 12 games for the Packers in 2020, recording two tackles (one solo) on defense and nine tackles on special teams (No. 3 on the team). Also played in both postseason contests and registered a tackle on special teams.
- » Originally signed by Green Bay as an undrafted free agent on May 3, 2019 and spent the entire 2019 season on the Packers' practice squad.
- » Played in 41 games with 22 starts over four seasons at Arkansas (2014, 2016-18), seeing action at linebacker and at defensive end. Totaled 105 tackles (54 solo), 18½ tackles for a loss, 7½ sacks, 16 QB hurries, four forced fumbles, two fumble recoveries and two passes defended.

2021 SEASON: Placed on injured reserve on Aug. 12.

RANDY RAMSEY'S NFL REGULAR-SEASON DEFENSIVE STATISTICS

YEAR	TEAM	GP	GS	TACKLES							INTERCEPTIONS							ST				MISC					
				TK	S	A	TFL	YDS	SK	YDS	QBH	NO	YDS	LG	TD	PD	FF	FR	TD	YDS	TK	S	A	FF	FR	S	A
2020	Packers	12	0	2	1	1	0	0	0.0	0.0	0	0	0	0	0	0	0	0	0	0	9	4	5	0	0	0	0
NFL TOTALS		12	0	2	1	1	0	0	0.0	0.0	0	0	0	0	0	0	0	0	0	9	4	5	0	0	0	0	

RANDY RAMSEY'S NFL POSTSEASON DEFENSIVE STATISTICS

YEAR	TEAM	GP	GS	TACKLES							INTERCEPTIONS							ST				MISC					
				TK	S	A	TFL	YDS	SK	YDS	QBH	NO	YDS	LG	TD	PD	FF	FR	TD	YDS	TK	S	A	FF	FR	S	A
2020	Packers	2	0	0	0	0	0	0	0.0	0.0	0	0	0	0	0	0	0	0	0	0	1	0	1	0	0	0	0
NFL TOTALS		2	0	0	0	0	0	0	0.0	0.0	0	0	0	0	0	0	0	0	0	1	0	1	0	0	0	0	

CHAUNCEY RIVERS

47

LINEBACKER
MISSISSIPPI STATE

First NFL Season | First Packers Season



Ht: 6-2 | Wt: 259 | Born: June 12, 1997 | NFL Games Played/Started: 5/0 | Acquired: W-21 (Bal.)

AT A GLANCE

- » Made his Packers debut in Week 1 against the New Orleans Saints.
- » Had logged one game in his career prior to this season when a member of Baltimore, seeing 15 defensive snaps at Pit. (12/2/20).
- » Was one of the featured players on the Netflix docu-series "Last Chance U," which was filmed at East Mississippi Community College in Scooba, MS.

2021 SEASON: Has appeared in four games, seeing time on defense and special teams...Placed on injured reserve on Oct. 7...**At New Orleans (Sept. 12):** Made his Packers debut, playing 11 defensive snaps...**Vs. Detroit (Sept. 20):** Played on 11 defensive snaps and 19 special teams snaps...**At San Francisco (Sept. 26):** Played on 13 defensive snaps...**Vs. Pittsburgh (Oct. 3):** Played on 19 defensive snaps and logged one solo tackle.

CHAUNCEY RIVERS' NFL REGULAR-SEASON DEFENSIVE STATISTICS

YEAR	TEAM	GP	GS	TACKLES					INTERCEPTIONS					ST				MISC								
				TK	S	A	TFL	YDS	SK	YDS	QBH	NO	YDS	LG	TD	PD	FF	FR	TD	YDS	TK	S	A	FF	FR	S
2020	Ravens	1	0	0	0	0	0	0	0.0	0.0	0	0	0	0	0	0	0	0	0	0	0	0	0	0	0	0
2021	Packers	4	0	2	2	0	0	0	0.0	0.0	0	0	0	0	0	0	0	0	0	0	0	0	0	0	0	
NFL TOTALS		5	0	2	2	0	0	0	0.0	0.0	0	0	0	0	0	0	0	0	0	0	0	0	0	0	0	

NFL debut: at Pittsburgh, 12/2/2020.

CAREER TRANSACTIONS

2020 - Signed with the Ravens as an undrafted rookie free agent, May 4...Waived by Baltimore on Sept. 5...Signed to the Ravens' practice squad on Sept. 6...Was activated from the practice squad (COVID replacement elevation) on Dec.2 at Pit.
2021 - Signed a Reserve/Future contract with Baltimore on Jan. 18...Claimed off waivers by Green Bay on Aug.6...Placed on injured reserve on Oct. 7.

2021 GXG REGULAR SEASON (PACKERS)

DATE	OPPONENT	P/S	TK	S	A	SK	YDS	INT	PD	FF	FR	TD
09/12	at Saints	P	0	0	0	0	0.0	0	0	0	0	0
09/20	Lions		NOT ON ROSTER									
09/26	at 49ers	P	1	1	0	0	0.0	0	0	0	0	0
10/03	Steelers	P	1	1	0	0	0.0	0	0	0	0	0
10/10	at Bengals		INJURED RESERVE									
10/17	at Bears		INJURED RESERVE									
10/24	Washington		INJURED RESERVE									
10/28	at Cardinals		INJURED RESERVE									
11/07	at Chiefs		INJURED RESERVE									
11/14	Seahawks		INJURED RESERVE									
11/21	at Vikings		INJURED RESERVE									
11/28	Rams		INJURED RESERVE									
12/12	Bears		INJURED RESERVE									
12/19	at Ravens		INJURED RESERVE									
12/25	Browns		RESERVE/COVID-19									
2021 TOTALS		3-0	2	2	0	0	0.0	0	0	0	0	0



AARON RODGERS

12

QUARTERBACK
CALIFORNIA

17th NFL Season | 17th Packers Season



Ht: 6-2 | Wt: 225 | Born: December 2, 1983 | NFL Games Played/Started: 211/204 | Acquired: D1-05

AT A GLANCE

- » Ranks No. 3 in NFL history (min. 1,500 attempts) in career passer rating (104.4) and No. 1 in TD/INT ratio (4.78, 445/93) and interception percentage (1.31).
- » Has been named the NFL's Most Valuable Player by *The Associated Press* three times in his career (2011, 2014, 2020), one of only four players (since 1961) to win the league MVP three-plus times (Peyton Manning, Tom Brady, Brett Favre).
- » Has posted the top two single-season passer-rating marks in league history (122.5 in 2011, 121.5 in 2020).
- » Was named to the 2010s All-Decade Team by the Pro Football Hall of Fame, one of two QBs (Brady) selected to the team by the HOF's 48-member selection committee.
- » Has been selected to the Pro Bowl in 10 of the last 12 seasons (2009, 2011-12, 2014-16, 2018-21), with his 10 career selections the most in franchise history.
- » Is the only player in league history to register 500-plus passing attempts and single-digit INTs in three straight seasons, having done it twice in his career (2014-16, 2018-20).
- » Among QBs with 30-plus passing TDs in a season, holds three of the top four single-season marks in NFL history for TD/INT ratio, including a league-record 9.60 mark (48/5) in 2020.
- » Has the only three seasons in NFL history with 40-plus TD passes and seven or fewer INTs (45/6 in 2011, 40/7 in 2016 and 48/5 in 2020). His three seasons with 40-plus TD passes rank No. 1 in league annals.
- » Set an NFL single-season record in 2018 with his interception percentage of 0.34 (two INTs on 597 attempts), besting the previous mark held by Chiefs QB Damon Huard (0.41 in 2006). Also set a league record in 2018 for consecutive passing attempts without an INT (402).
- » Has thrown 224-plus passes with a single-digit INT total in each of the last 10 seasons (2011-20), the longest streak in NFL history ahead of Alex Smith (seven, 2013-18, 20) and Neil O'Donnell (five, 1991-95).
- » Set NFL records for passing TDs (432), passer rating (104.3), TD/INT ratio (4.70) and the fewest INTs (92) at the time of his 200th start.
- » In the franchise record books, holds eight of the top nine single-season marks for passer rating (2009-14, 2016, 2020), five of the top seven for passing TDs (2011-12, 2014, 2016, 2020), seven of the top eight for completion percentage (2010-14, 2016, 2020) and five of the top seven for passing yards (2009, 2011, 2014, 2016, 2018).

2021 SEASON: Has started all 14 games he has played in and has completed 323 of 475 passes (68.0 pct.) for 3,689 yards and 33 TDs with four INTs for a 110.8 rating...Ranks No. 1 in the NFL in passer rating, INT percentage (0.84) and TD/INT ratio (8.25), tied for No. 4 in TD passes, No. 6 in yards/attempt and completion percentage and No. 10 in passing yards...Ranks No. 3 in the league with a 111.5 passer rating on third down...Ranks No. 1 in the NFL with 11 games on the season with multiple TD passes and no INTs, which ties an NFL single-season mark (Rodgers, 2014 and 2020; Tom Brady, 2010)...Leads the league with eight games with multiple TD passes/zero INTs and a completion percentage of 70-plus...Has posted a passer rating of 125-plus in six games this season (tied for No. 1)...Ranks tied for No. 3 in the NFL in completions of 30-plus yards (22) and No. 4 in completions of 40-plus yards (10)...Has posted three games this season with multiple passing TDs and a rushing TD, tied for his most in a season (2009 and 2016)...Was named a starter for the Pro Bowl, his 10th career selection, the most in franchise history...Was placed on the reserve/COVID-19 list on Nov. 3 and was sidelined for Week 9 at Kansas City...**At New Orleans (Sept. 12):** Became the first player in franchise history to play in at least one regular-season game in 17 different seasons. Completed 15 of 28 passes (53.6 pct.) for 133 yards with two INTs (36.8 rating)...**Vs. Detroit (Sept. 20):** Threw for 255 yards and four TDs on 22-of-27 passing (81.5 pct.) with no INTs for a 145.6 rating. Found WR Davante Adams on a 50-yard completion early in the third quarter, moving past John Elway (51,475 yards) for No. 10 on the NFL's all-time passing-yardage list. It marked the seventh time in his career that he threw four-plus TD passes and completed 80-plus percent of his passes, good for No. 3 in league history behind only Peyton Manning and Drew Brees (eight games each). It marked his 25th career game with four-plus TD passes and zero INTs, one shy of the NFL all-time mark held by QBs Tom Brady and Brees (26 each)...**At San Francisco (Sept. 26):** Connected on 23 of 33 passes (69.7 pct.) for 261 yards and two TDs with no INTs for a 113.3 rating. Found Adams for a 1-yard TD pass in the first quarter and then connected with WR Marquez Valdes-Scantling for a 12-yard score early in the fourth quarter to put the Packers up, 24-14. After the 49ers took a 28-27 lead with 37 seconds remaining and Green Bay holding no timeouts, led the offense down the field for a six-play, 42-yard drive that was capped off by K Mason Crosby's game-winning 51-yard FG. On first down, found Adams deep down the middle over the outstretched arm of LB Fred Warner for a 25-yard gain to midfield. After spiking the ball to stop the clock and an incomplection, connected with Adams again, this time for 17 yards to the San Francisco 33 to set up the game-winning kick...**Vs. Pittsburgh (Oct. 3):** Threw for 248 yards and two TDs with no INTs on 20-of-36 passing (55.6 pct.) for a 95.6 rating and added a 4-yard rushing TD. It marked his 18th career game with multiple passing TDs and at least one rushing TD, the second most in NFL history behind only Cam Newton (21) as he moved past Steve Young (17). His second TD pass of the game, a 1-yarder to WR Randall Cobb late in the third quarter, was the 420th TD pass of his career as he moved into a tie for No. 6 all-time with QB Dan Marino...**At Cincinnati (Oct. 10):** Threw for a season-high 344 yards and two TDs with one INT on 27-of-39 passing (69.2 pct.). His 5-yard TD pass to Adams late in the first half was the 422nd TD pass of his career as he moved past QB Philip Rivers (421) for No. 5 in NFL history. Posted a season-high eight completions of 16-plus yards. With just over two minutes remaining in overtime, found Cobb over the middle for a 15.9-yard gain on third-and-16, setting up Crosby's game-winning 49-yard FG...**At Chicago (Oct. 17):** Connected on 17 of 23 passes (73.9 pct.) for 195 yards and two TDs with no INTs (128.0 rating), his eighth consecutive divisional game with multiple TD passes and no INTs as he tied his own NFL mark set in 2014-15. Brought his career passing-TD total at Soldier Field to 25, tying Brett Favre for the most at the stadium in franchise history. Sealed the 24-14 win with a 4-yard TD run with 4:30 remaining in the game, his 13th career game with multiple TD passes, a TD run and no INTs, the most in NFL history...**Vs. Washington (Oct. 24):** Threw for 274 yards and three TDs with no INTs on 27-of-35 passing (77.1 pct.) for a 127.6 rating, his 19th career game with three-plus TD passes, zero INTs and a completion percentage of 75-plus, tied with Brady for No. 3 in NFL history (Brees, 29; Manning, 23)...**At Arizona (Oct. 28):** Threw for 184 yards and two TDs on 22-of-37 passing (59.5 pct.) for a 90.4 rating despite being without Adams, Valdes-Scantling and WR Allen Lazard...**Vs. Seattle (Nov. 14):** Returned to action after being sidelined for one game, connecting on 23 of 37 passes (62.2 pct.) for 292 yards with one INT (75.5 rating). Posted a season-high three completions of 30-plus yards (50, 41, 34)...**At Minnesota (Nov. 21):** Posted a season-high 385 yards and four TDs with no INTs on 23-of-33 passing (69.7 pct.) for a season-best 148.4 rating, his NFL-record ninth consecutive divisional game with multiple passing TDs and zero INTs as he broke his own mark of eight games in 2014-15. It marked the ninth time he had posted a 125-plus rating against the Vikings, tying his own league mark of nine games vs. Chicago for the most games with a 125-plus rating against a single opponent. With four TD passes on the afternoon, brought his streak of consecutive TD passes without an INT in divisional games to 30 as he broke his own NFL mark of 28 in 2013-15. Connected with Valdes-Scantling for a 75-yard TD pass to tie the game at 31 with 0:28 remaining in the fourth quarter, his NFL-best 21st career TD pass of 70-plus yards. Recorded five completions of 25-plus yards (75, 39, 37, 26, 25), his most in a game since he registered six vs. Oakland on Oct. 20, 2019. Posted an average of 11.67 yards per attempt, tied for the fourth-best mark (min. 15 att.) of his career...**Vs. L.A. Rams (Nov. 28):** Threw for 307 yards and two TDs with no INTs on 28-of-45 passing (62.2 pct.) for a 97.2 rating, his first time posting 300-plus passing yards and no INTs in back-to-back games since 2019 (Weeks 7-8). Added a 1-yard rushing TD late in the first quarter, his 34th career rushing score as he moved into a tie with Daunte Culpepper for No. 10 in NFL history among QBs. It marked his 20th career game with multiple passing TDs and a rushing TD, No. 2 in league annals (Cam Newton, 22).

Connected with Cobb on a 54-yard pass on third down in the second quarter, his 84th career completion of 50-plus yards, No. 2 in the NFL over the past 45 seasons behind only Drew Brees (90)... **Vs. Chicago (Dec. 12):** Completed 29 of 37 passes (78.4 pct.) for 341 yards and four TDs with no INTs (141.1 rating), becoming the first QB in team history to register three consecutive games with 300-plus passing yards and no INTs. His four TD passes gave him 61 in his career against the Bears, topping Brett Favre (60) for the most against Chicago in league history. It marked his seventh career game vs. Chicago with four-plus TD passes and no INTs, the most against a single opponent in league history. Extended his NFL-record streak to 10 straight divisional games with multiple passing TDs and no INTs and also his 10th straight with a 100-plus rating... **At Baltimore (Dec. 19):** Threw for 268 yards and three TDs with no INTs on 23-of-31 passing (74.2 pct.) for a 132.2 passer rating. His three TD passes gave him 442 for his career as he moved into a tie for No. 1 in franchise history with Favre. His first TD pass of the game, a 3-yarder to Adams late in the first half, was the 65th of his career to Adams as the duo tied Rodgers and WR Jordy Nelson for the most productive QB/receiver combo in team history... **Vs. Cleveland (Dec. 25):** Threw for 202 yards and three TDs with no INTs (115.1 rating) on 24-of-34 passing (70.6 pct.), his fifth straight game with multiple TD passes and no INTs as he tied the longest streak in franchise history (Rodgers, 2014). Threw a 9-yard TD pass to Lazard with 5:13 remaining in the first quarter, the 443rd TD pass of his career as he surpassed Favre (442) for the franchise record. Early in the second quarter, found Adams for a 9-yard TD, the 66th TD pass between the two as they moved past Rodgers and Nelson (65) for the most productive duo in team annals.

REGULAR-SEASON COMPARISON: PASSING - MINNESOTA VIKINGS

DATE	OPP	W/L	GP/GS	C	ATT	YDS.	AVG.	TD	LG	INT	SK	SKYD	RTG
11/11/07	GB vs. MIN	W	P	2	2	17	8.5	0	15	0	0	0	102.1
9/8/08	GB vs. MIN	W	S	18	22	178	8.1	1	56	0	0	0	115.5
11/9/08	GB @ MIN	L	S	15	26	142	5.5	0	19	0	4	32	72.9
10/5/09	GB @ MIN	L	S	26	37	384	10.4	2	62	1	8	42	110.6
11/1/09	GB vs. MIN	L	S	26	41	287	7.0	3	42	0	6	29	108.5
10/24/10	GB vs. MIN	W	S	21	34	295	8.7	2	45	2	0	0	84.8
11/21/10	GB @ MIN	W	S	22	31	301	9.7	4	47	0	3	23	141.3
10/23/11	GB @ MIN	W	S	24	30	335	11.2	3	79	0	4	28	146.5
11/14/11	GB vs. MIN	W	S	23	30	250	8.3	4	25	0	3	22	140.3
12/2/12	GB vs. MIN	W	S	27	35	286	8.2	1	33	1	2	3	98.0
12/30/12	GB @ MIN	L	S	28	40	365	9.1	4	73	0	5	32	131.8
10/27/13	GB @ MIN	W	S	24	29	285	9.8	2	76	0	2	3	130.6
10/2/14	GB vs. MIN	W	S	12	17	156	9.2	3	66	0	2	14	138.7
11/23/14	GB @ MIN	W	S	19	29	209	7.2	2	34	0	1	2	109.7
11/22/15	GB @ MIN	W	S	16	34	212	6.2	2	37	0	2	16	86.9
1/3/16	GB vs. MIN	L	S	28	44	291	6.6	1	37	1	5	17	80.8
9/18/16	GB @ MIN	L	S	20	36	213	5.9	1	39	1	5	33	70.7
12/24/16	GB vs. MIN	W	S	28	38	347	9.1	4	48	0	4	39	136.6
10/15/17	GB @ MIN	L	S	2	4	18	4.5	0	10	0	0	0	62.5
9/16/18	GB vs. MIN	T	S	30	42	281	6.7	1	34	0	4	28	97.4
11/25/18	GB @ MIN	L	S	17	28	198	7.1	1	36	0	4	26	94.0
9/15/19	GB vs. MIN	W	S	22	34	209	6.1	2	39	0	2	18	101.2
12/23/19	GB @ MIN	W	S	26	40	216	5.4	0	18	1	3	17	68.3
9/13/20	GB @ MIN	W	S	32	44	364	8.3	4	45	0	0	0	127.5
11/1/20	GB vs. MIN	L	S	27	41	291	7.1	3	45	0	1	0	110.9
11/21/21	GB @ MIN	L	S	23	33	385	11.7	4	75	0	2	13	148.4
TOTALS			15/10/ 26/25	558	821	6,515	7.9	54	79	7	72	437	--

POSTSEASON COMPARISON: PASSING - MINNESOTA VIKINGS

DATE	OPP	W/L	GP/GS	C	ATT	YDS.	AVG.	TD	LG	INT	SK	SKYD	RTG
1/5/13	GB vs. MIN	W	S	23	33	274	8.3	1	32	0	3	24	104.9
TOTALS			1/0	23	33	274	8.3	1	32	0	3	24	--

AARON RODGERS' NFL REGULAR-SEASON PASSING/RUSHING STATISTICS

DATE	TEAM	GP	GS	PASSING										RUSHING					
				ATT.	CMP.	PCT.	YDS	AVG.	TD	INT.	LG	SK	LST	RATE	NO.	YDS.	AVG.	LG	TD
2005	Packers	3	0	16	9	56.3	65	4.1	0	1	16	3	28	39.8	2	7	3.5	8	0
2006	Packers	2	0	15	6	40.0	46	3.1	0	0	16	3	18	48.2	2	11	5.5	6	0
2007	Packers	2	0	28	20	71.4	218	7.8	1	0	43	3	24	106.0	7	29	4.1	13	0
2008	Packers	16	16	536	341	63.6	4,038	7.5	28	13	71t	34	231	93.8	56	207	3.7	21	4
2009	Packers	16	16	541	350	64.7	4,434	8.2	30	7	83t	50	306	103.2	58	316	5.4	35	5
2010	Packers	15	15	475	312	65.7	3,922	8.3	28	11	86t	31	193	101.2	64	356	5.6	27	4
2011	Packers	15	15	502	343	68.3	4,643	9.2	45	6	93t	36	219	122.5	60	257	4.3	25	3
2012	Packers	16	16	552	371	67.2	4,295	7.8	39	8	73	51	293	108.0	54	259	4.8	27	2
2013	Packers	9	9	290	193	66.6	2,536	8.7	17	6	83t	21	117	104.9	30	120	4.0	18	0
2014	Packers	16	16	520	341	65.6	4,381	8.4	38	5	80t	28	174	112.2	43	269	6.3	19	2
2015	Packers	16	16	572	347	60.7	3,821	6.7	31	8	65t	46	314	92.7	58	344	5.9	18	1
2016	Packers	16	16	610	401	65.7	4,428	7.3	40	7	66t	35	246	104.2	67	369	5.5	23	4
2017	Packers	7	7	238	154	64.7	1,675	7.0	16	6	72	22	168	97.2	24	126	5.3	18	0
2018	Packers	16	16	597	372	62.3	4,442	7.4	25	2	75t	49	353	97.6	43	269	6.3	23	2
2019	Packers	16	16	569	353	62.0	4,002	7.0	26	4	74t	36	284	95.4	46	183	4.0	17	1
2020	Packers	16	16	526	372	70.7	4,299	8.2	48	5	78t	20	182	121.5	38	149	3.9	14	3
2021	Packers	14	14	475	323	68.0	3,689	7.8	33	4	75t	27	180	110.8	30	86	2.9	18	3
TOTALS		211	204	7,062	4,608	65.3	54,934	7.8	445	93	93t	495	3,330	104.4	682	3,357	4.9	35	34

AARON RODGERS' NFL POSTSEASON PASSING/RUSHING STATISTICS

DATE	TEAM	GP	GS	PASSING										RUSHING					
				ATT.	CMP.	PCT.	YDS	AVG.	TD	INT.	LG	SK	LST	RATE	NO.	YDS.	AVG.	LG	TD
2007	Packers	1	0	0	0	0.0	0	0.0	0	0	0	0	0	0.0	0	0	0.0	0	0
2009	Packers	1	1	42	28	66.7	423	10.1	4	1	44	5	19	121.4	3	13	4.3	13	1
2010	Packers	4	4	132	90	68.2	1,094	8.3	9	2	38	8	53	109.8	14	54	3.9	25	2
2011	Packers	1	1	46	26	56.5	264	5.7	2	1	21	4	23	78.5	7	66	9.4	16	0
2012	Packers	2	2	72	49	68.1	531	7.4	3	1	44	4	33	97.6	5	40	8.0	17	0
2013	Packers	1	1	26	17	65.4	177	6.8	1	0	26	4	20	97.8	2	11	5.5	9	0
2014	Packers	2	2	69	43	62.3	494	7.2	4	2	46t	3	26	91.1	4	8	2.0	12	0
2015	Packers	2	2	80	45	56.3	471	5.9	4	1	60	2	15	84.9	3	20	6.7	19	0
2016	Packers	3	3	128	80	62.5	1,004	7.8	9	2	42t	10	79	103.8	8	62	7.8	28	0
2019	Packers	2	2	66	47	71.2	569	8.6	4	2	65	5	38	104.9	6	14	2.3	14	0
2020	Packers	2	2	84	56	66.7	642	7.6	5	1	58t	5	32	104.4	4	-3	-0.8	11	1
TOTALS		21	20	745	481	64.6	5,669	7.6	45	13	65	50	338	100.5	56	285	5.1	28	4

SINGLE-GAME HIGHS: QUARTERBACK

<p>Pass Attempts 61 vs. Detroit Lions, Nov 15, 2015 56 vs. Chicago Bears, Oct 20, 2016 39 vs. Chicago Bears, Oct 20, 2016 37 at New York Jets, Dec 23, 2018</p> <p>Yards Passing 480 vs. Washington Football Team, Sep 15, 2013 442 at New York Jets, Dec 23, 2018 ...1 more at 442.</p> <p>TD Passes 6 vs. Chicago Bears, Nov 09, 2014 6 at Houston Texans, Oct 14, 2012</p> <p>Long Passes 93t vs. St. Louis Rams, Oct 16, 2011 86t vs. Miami Dolphins, Oct 17, 2010</p> <p>Completion Percentage 86.4 vs. Carolina Panthers, Oct 19, 2014 84.0 vs. Tennessee Titans, Dec 27, 2020</p>	<p>Passer Rating 158.3 vs. Oakland Raiders, Oct 20, 2019 155.4 at Cleveland Browns, Oct 25, 2009</p> <p>Rush Attempts 12 at Atlanta Falcons, Nov 28, 2010 10 at Detroit Lions, Jan 01, 2017</p> <p>Rushing Yards 60 at Atlanta Falcons, Oct 30, 2016 57 at Indianapolis Colts, Oct 07, 2012 35 vs. Minnesota Vikings, Nov 01, 2009 27t vs. Detroit Lions, Dec 09, 2012 ...1 more at 27.</p> <p>Rushing TDs 2 at New York Jets, Dec 23, 2018 2 vs. Denver Broncos, Oct 02, 2011</p> <p>Rushing Average 6.5 at San Diego Chargers, Nov 06, 2011 4.9 vs. St. Louis Rams, Oct 11, 2015 ...1 more at 4.9.</p>
---	---

300-YARD PASSING GAMES (69): REGULAR-SEASON

DATE	TEAM	NO.	YDS.	AVG.	LG	TD
09/14/08	at Lions	24	328	13.7	62	3
10/05/08	FALCONS	25	313	12.5	44t	3
11/02/08	at Titans	22	314	14.3	52	1
12/28/08	LIONS	21	308	14.7	71t	3
10/05/09	at Vikings	26	384	14.8	62t	2
10/18/09	LIONS	29	358	12.3	47t	2
11/22/09	49ERS	32	344	10.8	64t	2
11/26/09	at Lions	28	348	12.4	68	3
12/20/09	at Steelers	26	383	14.7	83t	3
09/27/10	at Bears	34	316	9.3	28	1
10/17/10	DOLPHINS	18	313	17.4	86t	1
11/21/10	at Vikings	22	301	13.7	47	4
11/28/10	at Falcons	26	344	13.2	35	1
12/26/10	GIANTS	25	404	16.2	80t	4
09/08/11	SAINTS	27	312	11.6	36	3
09/18/11	at Panthers	19	308	16.2	84t	2
10/02/11	BRONCOS	29	408	14.1	61	4
10/09/11	at Falcons	26	396	15.2	70t	2
10/16/11	RAMS	18	316	17.6	93t	3
10/23/11	at Vikings	24	335	14.0	79t	3
11/24/11	at Lions	22	307	14.0	65t	2
12/04/11	at Giants	28	369	13.2	33	4
09/09/12	49ERS	30	303	10.1	49	2
09/30/12	SAINTS	31	319	10.3	20	4
10/14/12	at Texans	24	338	14.1	48t	6
10/21/12	at Rams	30	342	11.4	52	3
12/23/12	TITANS	27	342	12.7	34	3
12/30/12	at Vikings	28	365	13.0	73	4
09/08/13	at 49ers	21	333	15.9	38	3
09/15/13	WASHINGTON	34	480	14.1	57	4
10/13/13	at Ravens	17	315	18.5	64t	1
12/29/13	at Bears	25	318	12.7	48t	2
09/14/14	JETS	25	346	13.8	80t	3
09/28/14	at Bears	22	302	13.7	46	4
10/26/14	at Saints	28	418	14.9	70t	1
11/09/14	BEARS	18	315	17.5	73t	6
11/16/14	EAGLES	22	341	15.5	64	3
11/30/14	PATRIOTS	24	368	15.3	45t	2
12/08/14	FALCONS	24	327	13.6	60t	3
12/21/14	at Buccaneers	31	318	10.3	30	1
09/28/15	CHIEFS	24	333	13.9	52	5
11/08/15	at Panthers	25	369	14.8	53t	4
11/15/15	LIONS	35	333	9.5	32	2
10/20/16	BEARS	39	326	8.4	25	3
11/13/16	at Titans	31	371	12.0	46	2
11/20/16	at Washington	26	351	13.5	47	3
11/28/16	at Eagles	30	313	10.4	50	2
12/24/16	VIKINGS	28	347	12.4	48	4
01/01/17	at Lions	27	300	11.1	39	4
09/10/17	SEAHAWKS	28	311	11.1	32t	1
09/17/17	at Falcons	33	343	10.4	33t	2
09/24/17	BENGALS	28	313	11.2	72	3
10/07/18	at Lions	32	442	13.8	54	3
10/15/18	49ERS	25	425	17.0	60	2

11/15/18	at Seahawks	21	332	15.8	57	2
12/23/18	at Jets	37	442	11.9	49t	2
09/26/19	EAGLES	34	422	12.4	58	2
10/20/19	RAIDERS	25	429	17.2	74t	5
10/27/19	at Chiefs	23	305	13.3	67t	3
12/29/19	at Lions	27	323	12.0	33	2
09/13/20	at Vikings	32	364	11.4	45t	4
10/05/20	FALCONS	27	327	12.1	29	4
11/05/20	at 49ers	25	305	12.2	52t	4
11/15/20	JAGUARS	24	325	13.5	78t	2
11/22/20	at Colts	27	311	11.5	47	3
10/10/21	at Bengals	27	344	12.7	59	2
11/21/21	at Vikings	23	385	16.7	75t	4
11/28/21	RAMS	28	307	11.0	54	2
12/12/21	BEARS	29	341	11.8	38t	4

300-YARD PASSING GAMES (8): POSTSEASON

DATE	TEAM	NO.	YDS.	AVG.	LG	TD
01/10/10	at Cardinals	28	423	15.1	44	4
01/15/11	at Falcons	31	366	11.8	34	3
02/06/11	STEELERS	24	304	12.7	38	3
01/11/15	COWBOYS	24	316	13.2	46t	3
01/08/17	GIANTS	25	362	14.5	42t	4
01/15/17	at Cowboys	28	355	12.7	35	2
01/19/20	at 49ers	31	326	10.5	65	2
01/24/21	BUCCANEERS	33	346	10.5	50t	3

NFL debut: vs. New Orleans, 10/9/05

First NFL start: vs. Minnesota, 9/8/08

First passing TD: at Dallas, 11/29/07 (11 yds., G.Jennings)

First rushing TD: vs. Minnesota, 9/8/08 (1 yd.)

First INT: at Baltimore, 12/19/05 (C.Williams)

CAREER TRANSACTIONS

2005 - Selected by Green Bay Packers in the first round (24th overall) of '05 NFL Draft, April 23...Signed first contract, Aug. 1.

2006 - Placed on injured reserve (foot), Nov. 21.

2008 - Signed contract extension, Oct. 31.

2013 - Signed contract extension, April 26.

2017 - Placed on injured reserve (collarbone), Oct. 20...Activated from injured reserve/designated for return, Dec. 16...Placed on injured reserve (collarbone), Dec. 19.

2018 - Signed contract extension, Aug. 29.

2021 GXG REGULAR SEASON (PACKERS)

DATE	OPPONENT	P/S	PASSING											RUSHING				
			ATT	CMP	YDS	PCT	Y/A	Y/C	TD	INT	LG	SK/YD	RATE	ATT	YDS	LG	TD	
09/12	at Saints	S	28	15	133	53.6	4.8	8.9	0	2	31	1/11	36.8	0	0	0	0	
09/20	Lions	S	27	22	255	81.5	9.4	11.6	4	0	50	3/28	145.6	4	6	5	0	
09/26	at 49ers	S	33	23	261	69.7	7.9	11.3	2	0	47	1/8	113.3	0	0	0	0	
10/03	Steelers	S	36	20	248	55.6	6.9	12.4	2	0	28	3/12	95.6	3	2	4t	1	
10/10	at Bengals	S	39	27	344	69.2	8.8	12.7	2	1	59	2/11	102.9	0	0	0	0	
10/17	at Bears	S	23	17	195	73.9	8.5	11.5	2	0	41	3/26	128.0	7	19	16	1	
10/24	Washington	S	35	27	274	77.1	7.8	10.1	3	0	26	3/27	127.6	2	17	15	0	
10/28	at Cardinals	S	37	22	184	59.5	5.0	8.4	2	0	33	1/0	90.4	2	3	4	0	
11/07	at Chiefs		RESERVE/COVID-19															
11/14	Seahawks	S	37	23	292	62.2	7.9	12.7	0	1	50	1/5	75.5	2	8	8	0	
11/21	at Vikings	S	33	23	385	69.7	11.7	16.7	4	0	75t	2/13	148.4	2	21	18	0	
11/28	Rams	S	45	28	307	62.2	6.8	11.0	2	0	54	1/0	97.2	2	0	1t	1	
12/12	Bears	S	37	29	341	78.4	9.2	11.8	4	0	38t	3/21	141.1	1	0	0	0	
12/19	at Ravens	S	31	23	268	74.2	8.6	11.7	3	0	31	3/18	132.2	4	11	8	0	
12/25	Browns	S	34	24	202	70.6	5.9	8.4	3	0	34	0/0	115.1	1	-1	-1	0	
2021 TOTALS		14-14	475	323	3,689	68.0	7.8	11.4	33	4	75t	27/180	110.8	30	86	18	3	

AMARI RODGERS

8

WIDE RECEIVER
CLEMSON

Rookie



Ht: 5-9 | Wt: 212 | Born: September 23, 1999 | NFL Games Played/Started: 15/1 | Acquired: D3-21

AT A GLANCE

- » Finished his career at Clemson ranked No. 6 in school history in receptions (181) and No. 12 in receiving yards (2,144).
- » Was one of only five players at Clemson from 2000-20 to record a rushing touchdown, a receiving TD and a TD on a punt return.
- » Earned first-team All-Atlantic Coast Conference honors as a senior in 2020 after recording career highs in receptions (77), receiving yards (1,020) and receiving TDs (seven).
- » During the 2020 season, became the first player in school history to register six-plus receptions in seven straight games.
- » Earned honorable mention All-ACC recognition at both WR and as an all-purpose player as a junior in 2019.
- » Was named Mr. Football at the 4A level in the state of Tennessee in both his junior and senior seasons, finishing his career at Knoxville (Tenn.) Catholic High School with 3,498 receiving yards and 47 TD catches.

2021 SEASON: Has appeared in all 15 games with one start and has posted three catches for 40 yards (13.3 avg.) and 19 punt returns for 143 yards (7.5 avg.) with eight fair catches...Also has nine kickoff returns for 151 yards (16.8 avg.) and has registered two tackles on special teams...Was placed on reserve/COVID-19 on Dec. 27...**At New Orleans (Sept. 12):** Played on 15 snaps on offense and three on special teams in his NFL debut. Posted his first career reception with just over nine minutes remaining in the game, hauling in a 19-yard pass from QB Jordan Love to pick up a first down on a third-and-7. Added a 17-yard punt return later in the fourth quarter...**Vs. Detroit (Sept. 20):** Posted a 2-yard punt return along with one fair catch...**At San Francisco (Sept. 26):** Played two snaps on offense and four on special teams, recording a 6-yard punt return...**Vs. Pittsburgh (Oct. 3):** Appeared on seven plays on offense and four on special teams, returning one punt for zero yards...**At Cincinnati (Oct. 10):** Played on five snaps on offense and six on special teams, returning two punts for 9 yards (4.5 avg.)...**At Chicago (Oct. 17):** Appeared on six plays on offense and posted a 14-yard reception. Returned two punts for 16 yards (8.0 avg.), highlighted by a 16-yard return out to the Green Bay 42 midway through the second quarter...**Vs. Washington (Oct. 24):** Played four snaps on offense and registered a tackle in six snaps of action on special teams...**At Arizona (Oct. 28):** Made his first NFL start, opening as the third WR with Davante Adams and Allen Lazard both on the COVID-19/reserve list, and appeared on 16 offensive plays. Posted a 7-yard reception, two carries for 3 yards (1.5 avg.) and two punt returns for 12 yards (6.0 avg.)...**At Kansas City (Nov. 7):** Returned two punts for 15 yards (7.5 avg.), one kickoff for 3 yards and added a tackle on special teams...**Vs. Seattle (Nov. 14):** Returned four punts for 29 yards (7.3 avg.)...**At Minnesota (Nov. 21):** Had one fair catch on a punt return and also handled kickoff-return duties with WR Malik Taylor sidelined (abdomen), but did not have any returns...**Vs. L.A. Rams (Nov. 28):** Appeared on two plays on offense and 10 on special teams, returning three kickoffs for 38 yards (12.7 avg.)...**Vs. Chicago (Dec. 12):** Played on 10 snaps on offense and 14 on special teams, returning two punts for 28 yards (14.0 avg.) and one kickoff for 19 yards...**At Baltimore (Dec. 19):** Returned two kickoffs for 47 yards (23.5 avg.)...**Vs. Cleveland (Dec. 25):** Returned two kickoffs for 44 yards (22.0 avg.) and one punt for 9 yards.

AMARI RODGERS' NFL REGULAR-SEASON RUSHING/RECEIVING STATISTICS

DATE	TEAM	RECEIVING								RUSHING			
		GP	GS	NO.	YDS.	AVG.	LG	TD	NO.	YDS.	AVG.	LG	TD
2021	Packers	15	1	3	40	13.3	19	0	1	11	11.0	11	0
NFL TOTALS		15	1	3	40	13.3	19	0	1	11	11.0	11	0

AMARI RODGERS' NFL REGULAR-SEASON RETURN STATISTICS

DATE	TEAM	KICKOFF RETURNS					PUNT RETURNS					
		RET.	YDS.	AVG.	LG	TD	NO.	FC	YDS.	AVG.	LG	TD
2021	Packers	9	151	16.8	27	0	19	8	143	7.5	17	0
NFL TOTALS		9	151	16.8	27	0	19	8	143	7.5	17	0

CAREER TRANSACTIONS

2021 - Selected by Green Bay Packers in the third round (85th overall) of '21 NFL Draft, April 30...Signed rookie contract, July 23.

2021 GXG REGULAR SEASON (PACKERS)

DATE	OPPONENT	P/S	RECEIVING					RUSHING				
			NO.	YDS.	AVG.	LG	TD	NO.	YDS.	AVG.	LG	TD
09/12	at Saints	P	1	19	19.0	19	0	0	0	0.0	0	0
09/20	Lions	P	0	0	0.0	0	0	0	0	0.0	0	0
09/26	at 49ers	P	0	0	0.0	0	0	0	0	0.0	0	0
10/03	Steelers	P	0	0	0.0	0	0	0	0	0.0	0	0
10/10	at Bengals	P	0	0	0.0	0	0	0	0	0.0	0	0
10/17	at Bears	P	1	14	14.0	14	0	0	0	0.0	0	0
10/24	Washington	P	0	0	0.0	0	0	0	0	0.0	0	0
10/28	at Cardinals	S	1	7	7.0	7	0	1	11	11.0	11	0
11/07	at Chiefs	P	0	0	0.0	0	0	0	0	0.0	0	0
11/14	Seahawks	P	0	0	0.0	0	0	0	0	0.0	0	0
11/21	at Vikings	P	0	0	0.0	0	0	0	0	0.0	0	0
11/28	Rams	P	0	0	0.0	0	0	0	0	0.0	0	0
12/12	Bears	P	0	0	0.0	0	0	0	0	0.0	0	0
12/19	at Ravens	P	0	0	0.0	0	0	0	0	0.0	0	0
12/25	Browns	P	0	0	0.0	0	0	0	0	0.0	0	0

2021 GXG REGULAR SEASON (PACKERS)

DATE	OPPONENT	P/S	KICKOFF RETURNS					PUNT RETURNS					W/L	SCORE	
			RET	YDS	AVG	LG	TD	NO	FC	YDS	AVG	LG			TD
09/12	at Saints	P	0	0	0.0	0	0	1	0	17	17.0	17	0	L	3-38
09/20	Lions	P	0	0	0.0	0	0	1	1	2	2.0	2	0	W	35-17
09/26	at 49ers	P	0	0	0.0	0	0	1	1	6	6.0	6	0	W	30-28
10/03	Steelers	P	0	0	0.0	0	0	1	0	0	0.0	0	0	W	27-17
10/10	at Bengals	P	0	0	0.0	0	0	2	0	9	4.5	8	0	W	25-22+
10/17	at Bears	P	0	0	0.0	0	0	2	1	16	8.0	16	0	W	24-14
10/24	Washington	P	0	0	0.0	0	0	0	0	0	0.0	0	0	W	24-10
10/28	at Cardinals	S	0	0	0.0	0	0	2	1	12	6.0	7	0	W	24-21
11/07	at Chiefs	P	1	3	3.0	3	0	2	1	15	7.5	15	0	L	7-13
11/14	Seahawks	P	0	0	0.0	0	0	4	1	29	7.3	16	0	W	17-0
11/21	at Vikings	P	0	0	0.0	0	0	0	1	0	0.0	0	0	L	31-34
11/28	Rams	P	3	38	12.7	14	0	0	0	0	0.0	0	0	W	36-28
12/12	Bears	P	1	19	19.0	19	0	2	1	28	14.0	15	0	W	45-30
12/19	at Ravens	P	2	47	23.5	26	0	0	0	0	0.0	0	0	W	31-30
12/25	Browns	P	2	44	22.0	27	0	1	0	9	9.0	9	0	W	24-22
2021 TOTALS		15-1	9	151	16.8	27	0	19	8	143	7.5	17	0	12-3	

+ - Overtime

JON RUNYAN

76

GUARD
MICHIGAN

Second NFL Season | Second Packers Season



Ht: 6-4 | Wt: 307 | Born: August 8, 1997 | NFL Games Played/Started: 31/14 | Acquired: D6a-20

AT A GLANCE

- » Played in all 16 contests last season, the only Green Bay rookie to appear in every game, seeing time at both guard spots.
- » Became the first Green Bay OL to be drafted in the sixth round or later to appear in every game as a rookie since T Mark Tauscher (seventh round) in 2000.
- » Saw significant action in Week 11 at Indianapolis and in Week 12 vs. Chicago due to injuries on the line, playing the final 50 snaps of each game at left guard as the line allowed a total of one sack in those two contests.
- » Earned first-team All-Big Ten honors from the conference's coaches as both a junior and a senior, also taking home first-team recognition from the media as a senior in 2019.
- » Was a two-time recipient (2018-19) of the Hugh R. Radar Award as the University of Michigan's top offensive lineman and was named to the watch list for the Outland Trophy in 2019.
- » Appeared in 32 career games with 25 starts for the Wolverines, opening 24 contests at left tackle and one at right tackle.

2021 SEASON: Has played in all 15 games with 14 starts (Weeks 2-12, 14-16) at LG... **At New Orleans (Sept. 12):** Appeared on one snap on special teams... **Vs. Detroit (Sept. 20):** Made his first career NFL start, opening at LG with Lucas Patrick (concussion) limited during the practice week. Played all 65 snaps, protecting QB Aaron Rodgers as he connected on 22 of 27 passes for 255 yards and four TDs with no INTs (145.6 rating)... **At San Francisco (Sept. 26):** Started at LG and played all 63 snaps, blocking for Rodgers as he was sacked just once on the evening and as he completed 23 of 33 passes for 261 yards and two TDs (113.3 rating)... **Vs. Pittsburgh (Oct. 3):** Started at LG and played all 72 snaps, helping to clear the way for the Packers' season-high 131 rushing yards on 33 carries (4.0 avg.). Protected Rodgers as he threw for 248 yards and two TDs on 20-of-36 passing... **At Cincinnati (Oct. 10):** Started at LG and played all 64 snaps, helping the offense produce a 300-yard passer (Rodgers, 344), a 200-yard receiver (Davante Adams, 206) and a 100-yard rusher (Aaron Jones, 103) in the same game for the first time in team history as the Packers posted a season-high 466 total yards of offense... **At Chicago (Oct. 17):** Started at LG and played all 59 snaps, helping clear the way for the Packers' season-high 154 rushing yards on 31 carries (5.0 avg.). Protected Rodgers as he completed 17 of 23 passes for 195 yards and two TDs (128.0 rating)... **Vs. Washington (Oct. 24):** Started at LG and played all 56 snaps, protecting Rodgers as he threw for 274 yards and three TDs with no INTs (127.6 rating)... **At Arizona (Oct. 28):** Started at LG and played all 73 snaps, protecting Rodgers as he was sacked just once on the evening as the Packers racked up 151 rushing yards on 34 carries (4.4 avg.)... **At Kansas City (Nov. 7):** Started at LG, appearing on 58 of 63 snaps. Departed the game for five snaps late in the first half (illness), but did return to play the entire second half. Was part of a line that allowed only one sack for the second straight game... **Vs. Seattle (Nov. 14):** Started at LG and played all 74 snaps as the line allowed just one sack for the third consecutive game... **At Minnesota (Nov. 21):** Started at LG and played all 59 snaps, helping the offense rack up a season-high 467 yards of offense as Rodgers connected on 23 of 33 passes for 385 yards and four TDs with no INTs (148.4 rating)... **Vs. L.A. Rams (Nov. 28):** Started at LG and played all 82 snaps, protecting Rodgers as he was sacked just once and threw for 307 yards and two TDs with no INTs... **Vs. Chicago (Dec. 12):** Started at LG and played all 65 snaps, protecting Rodgers as he threw for 341 yards and four TDs with no INTs (141.1 rating)... **At Baltimore (Dec. 19):** Started at LG and played all 62 snaps, helping to protect Rodgers as he threw for three TDs and 268 yards with no INTs on 23-of-31 passing (132.2 rating)... **Vs. Cleveland (Dec. 25):** Started at LG and played all 59 snaps, helping the Packers register their first zero-sack game of the season as Rodgers threw for 202 yards and three TDs with no INTs (115.1 rating).

JON RUNYAN'S NFL REGULAR-SEASON STATISTICS

DATE	TEAM	GP	GS
2020	Packers	16	0
2021	Packers	15	14
NFL TOTALS		31	14

JON RUNYAN'S NFL POSTSEASON STATISTICS

DATE	TEAM	GP	GS
2020	Packers	2	0
NFL TOTALS		2	0

NFL debut: at Minnesota, 9/13/20

CAREER TRANSACTIONS

2020 - Selected by Green Bay Packers as first of three choices in the sixth round (192nd overall) of '20 NFL Draft, April 25... Signed first contract, June 5.

DARNELL SAVAGE

26

SAFETY
MARYLAND

Third NFL Season | Third Packers Season



Ht: 5-11 | Wt: 198 | Born: July 30, 1997 | NFL Games Played/Started: 44/44 | Acquired: D1b-19

AT A GLANCE

- » Is the first Green Bay safety to record multiple interceptions in each of his first three seasons in the NFL (2019-21), according to Stathead.
- » Posted six interceptions in his first two seasons (2019-20), tied for No. 8 among NFL safeties over that span (stathead.com).
- » His six INTs were the most by a Packers safety in their first two seasons since Tom Flynn (10) in 1984-85 (stathead.com).
- » Became the first Packers safety to have two-plus interceptions in both of his first two NFL seasons since Aaron Roue in 2007-08.
- » Among NFL safeties, finished the 2020 regular season No. 2 in passes defended (12) and tied for No. 5 with four interceptions (stathead.com).
- » Earned PFWA All-Rookie team honors in 2019 after starting all 14 games he appeared in and recording 61 tackles (41 solo), a tackle for a loss, a team-high two forced fumbles, two INTs (tied for No. 2 on the team), seven passes defended, a QB hit and two QB pressures.
- » Earned All-Big Ten honors from media and coaches in each of his final two seasons at Maryland, being named honorable mention in 2017 and second team in 2018.

2021 SEASON: Has started all 15 contests and has posted 58 tackles (44 solo), two interceptions, two tackles for a loss and nine passes defended (No. 3 on the team)...**At New Orleans (Sept. 12):** Started and saw action on 51 defensive snaps, registering one tackle (assisted)...**Vs. Detroit (Sept. 20):** One of four players to play all 57 defensive snaps and finished with two tackles (both solo)...**At San Francisco (Sept. 26):** One of five players to play on all 70 defensive snaps and led the team with six solo tackles and recorded a tackle for a loss...**Vs. Pittsburgh (Oct. 3):** One of four players to appear on all 60 defensive snaps, recording one tackle (solo)...**At Cincinnati (Oct. 10):** One of two players to play on all 67 defensive snaps and tied for No. 3 on the team with six tackles (five solo)...**At Chicago (Oct. 17):** Registered three tackles (all solo), an interception and a pass defended on 51 defensive snaps before exiting the game in the third quarter with a concussion. Picked off QB Justin Fields on a long pass to the back of the end zone late in the first quarter. Green Bay took the ensuing drive 80 yards in 12 plays for a TD to tie the game at seven...**Washington (Oct. 24):** Tied his season high with six tackles (five solo) and posted a pass defended on a third-and-3 at the GB 27-yard line in the second quarter that led to a fourth down that was not converted...**At Arizona (Oct. 28):** Saw action on all 59 defensive snaps, finishing with three tackles (two solo)...**At Kansas City (Nov. 7):** Played on all 65 defensive snaps, finishing with three tackles (two solo), a tackle for a loss and a team-best two passes defended. Teamed with LB Krys Barnes on fourth-and-1 to tackle RB Darrel Williams in the right flat for a loss of 2 yards, giving the Packers the ball at the KC 37-yard line...**Seattle (Nov. 14):** Saw action on all 61 defensive snaps, recording a tackle (solo) and a pass defended when he broke up a deep pass intended for WR Freddie Swain early in the third quarter on a third-and-9...**At Minnesota (Nov. 21):** Played on all 70 defensive snaps and led the team with two passes defended while tying for the team lead with a season-high seven tackles (six solo). Had an interception at the GB 6 yard-line in the second quarter overturned due to a roughing-the-passer penalty...**Vs. L.A. Rams (Nov. 28):** Saw action on all 62 defensive snaps, recording two tackles (both assists)...**Vs. Chicago (Dec. 12):** One of three players to appear on all 62 defensive snaps, finishing with three tackles (two solo)...**At Baltimore (Dec. 19):** One of five players to appear on all 70 defensive snaps, recording six tackles (five solo)...**Vs. Cleveland (Dec. 25):** Played on all 68 defensive snaps, finishing No. 2 on the team with eight tackles (five solo), an interception and a pass defended. Made a leading INT of a deep pass by QB Baker Mayfield in the second quarter, giving the Packers the ball at the GB 47-yard line. The ensuing drive resulted in a TD and the Packers took a 7-6 lead.

REGULAR-SEASON COMPARISON: DEFENSIVE - MINNESOTA VIKINGS

DATE	OPP	W/L	GP/GS	TACKLES							MISC						
				TOT	SOLO	ASST	SACK	YDS.	INT	TFL	PD	QBH	TD	FF	FR		
9/15/19	GB vs. MIN	W	S	6	6	0	0.0	0.0	0	0	1	0	0	0	1	0	
12/23/19	GB @ MIN	W	S	1	1	0	0.0	0.0	0	0	0	0	0	0	0	0	
9/13/20	GB @ MIN	W	S	5	3	2	0.0	0.0	0	0	0	0	0	0	0	0	
11/1/20	GB vs. MIN	L	S	4	3	1	0.0	0.0	0	0	0	0	0	0	0	0	
11/21/21	GB @ MIN	L	S	7	6	1	0.0	0.0	0	0	2	0	0	0	0	0	
TOTALS		3/2	5/5	23	19	4	0.0	0.0	0	0	3	0	0	1	0	0	

DARNELL SAVAGE'S NFL REGULAR-SEASON DEFENSIVE STATISTICS

YEAR	TEAM	GP	GS	TK	S	TACKLES					INTERCEPTIONS							ST			MISC											
						A	TFL	YDS	SK	YDS	QBH	NO	YDS	LG	TD	PD	FF	FR	TD	YDS	TK	S	A	FF	FR	S	A					
2019	Packers	14	14	55	42	13	1	2	0.0	0.0	1	2	37	28	0	5	2	0	0	0	0	0	0	0	0	0	0	0	0	0	0	0
2020	Packers	15	15	75	56	19	3	14	1.0	10.0	2	4	13	9	0	12	0	1	0	0	0	0	0	0	0	0	0	0	0	0	0	0
2021	Packers	15	15	58	44	14	2	1	0.0	0.0	0	2	0	0	9	0	0	0	0	0	0	0	0	0	0	0	0	0	0	0	0	0
NFL TOTALS		44	44	188	142	46	6	17	1.0	10.0	3	8	50	28	0	26	2	1	0	0	0	0	0	0	0	0	0	0	0	0	0	0

DARNELL SAVAGE'S NFL POSTSEASON DEFENSIVE STATISTICS

YEAR	TEAM	GP	GS	TK	S	TACKLES					INTERCEPTIONS							ST			MISC												
						A	TFL	YDS	SK	YDS	QBH	NO	YDS	LG	TD	PD	FF	FR	TD	YDS	TK	S	A	FF	FR	S	A						
2019	Packers	2	2	13	10	3	1	4	0.0	0.0	0	0	0	0	0	0	0	0	0	0	0	0	0	0	0	0	0	0	0	0	0	0	
2020	Packers	2	2	4	3	1	0	0	0.0	0.0	1	0	0	0	0	0	0	0	0	0	0	0	0	0	0	0	0	0	0	0	0	0	0
NFL TOTALS		4	4	17	13	4	1	4	0.0	0.0	1	0	0	0	0	0	0	0	0	0	0	0	0	0	0	0	0	0	0	0	0	0	0

SINGLE-GAME HIGHS: DEFENSIVE

Total Tackles	10 at Chicago Bears, Jan 03, 2021 8 vs. Cleveland Browns, Dec 25, 2021 ...1 more at 8.	Fumble Recoveries	1 at Indianapolis Colts, Nov 22, 2020 1 at Kansas City Chiefs, Nov 07, 2021
Sacks	1.0 at Detroit Lions, Dec 13, 2020	Tackles For Loss	1 at San Francisco 49ers, Sep 26, 2021 ...4 more at 1.
Passes Defensed	3 vs. Tennessee Titans, Dec 27, 2020 2 at Minnesota Vikings, Nov 21, 2021 ...4 more at 2.	Interceptions	2 vs. Chicago Bears, Nov 29, 2020 1 vs. Cleveland Browns, Dec 25, 2021 ...5 more at 1.
Forced Fumbles	1 vs. Washington, Dec 08, 2019 1 vs. Minnesota Vikings, Sep 15, 2019	Interception Return Yards	28 at New York Giants, Dec 01, 2019 9 vs. Tennessee Titans, Dec 27, 2020 ...1 more at 9.

NFL debut/first start: at Chicago, 9/5/19
First NFL interception: vs. Denver, 9/22/19 (J.Flacco)
First NFL sack: at Detroit, 12/13/20 (M.Stafford)

CAREER TRANSACTIONS

2019 - Selected by Green Bay Packers in the first round (21st overall) of '19 NFL Draft, April 25 (pick obtained from Seattle for Packers' first-round pick and two fourth-round choices)...Signed first contract, May 3.

2021 GXG REGULAR SEASON (PACKERS)

DATE	OPPONENT	P/S	TK	S	A	SK	YDS	INT	PD	FF	FR	TD
09/12	at Saints	S	1	0	1	0.0	0.0	0	0	0	0	0
09/20	Lions	S	2	2	0	0.0	0.0	0	0	0	0	0
09/26	at 49ers	S	6	6	0	0.0	0.0	0	1	0	0	0
10/03	Steelers	S	1	1	0	0.0	0.0	0	0	0	0	0
10/10	at Bengals	S	6	5	1	0.0	0.0	0	0	0	0	0
10/17	at Bears	S	3	3	0	0.0	0.0	1	1	0	0	0
10/24	Washington	S	6	5	1	0.0	0.0	0	1	0	0	0
10/28	at Cardinals	S	3	2	1	0.0	0.0	0	0	0	0	0
11/07	at Chiefs	S	3	1	2	0.0	0.0	0	2	0	0	0
11/14	Seahawks	S	1	1	0	0.0	0.0	0	1	0	0	0
11/21	at Vikings	S	7	6	1	0.0	0.0	0	2	0	0	0
11/28	Rams	S	2	0	2	0.0	0.0	0	0	0	0	0
12/12	Bears	S	3	2	1	0.0	0.0	0	0	0	0	0
12/19	at Ravens	S	6	5	1	0.0	0.0	0	0	0	0	0
12/25	Browns	S	8	5	3	0.0	0.0	1	1	0	0	0
2021 TOTALS		15-15	58	44	14	0.0	0.0	2	9	0	0	0

VERNON SCOTT

36

SAFETY
TCU

Second NFL Season | Second Packers Season



Ht: 6-2 | Wt: 202 | Born: September 11, 1997 | NFL Games Played/Started: 17/0 | Acquired: D7a-20

AT A GLANCE

- » Appeared in 15 games as a rookie and finished No. 4 on the team with six special teams tackles. Also saw action in one postseason contest and recorded a tackle on special teams.
- » Among players selected in the seventh round of the 2020 NFL Draft, was one of four players in the league to play in 15-plus games last season (Washington S Kamen Curl – 16, Atlanta P Sterling Hofrichter – 16, L.A. Chargers WR K.J. Hill – 15), according to stathead.com.
- » Saw action in 46 games with 12 starts in four seasons at TCU and posted 88 tackles (58 solo), two tackles for a loss, a sack, two interceptions, a fumble recovery, two forced fumbles and 12 passes defensed.
- » Earned first-team all-district honors and all-state honorable mention as a junior and as a senior at Summit High School in Arlington, Texas.

2021 SEASON: Has played in two games...**At New Orleans (Sept. 12):** Inactive (hamstring)...**Vs. Detroit (Sept. 20):** Inactive (hamstring)...**At San Francisco (Sept. 26):** Inactive...**Vs. Pittsburgh (Oct. 3):** Made his season debut and played three snaps on special teams...**At Cincinnati (Oct. 10):** Inactive (healthy scratch)...**At Chicago (Oct. 17):** Inactive (healthy scratch)...**Vs. Washington (Oct. 24):** Inactive (healthy scratch)...**At Arizona (Oct. 28):** Inactive (healthy scratch)...**At Kansas City (Nov. 7):** Inactive (healthy scratch)...**Vs. Seattle (Nov. 14):** Inactive (healthy scratch)...**At Minnesota (Nov. 21):** Inactive (healthy scratch)...**Vs. L.A. Rams (Nov. 28):** Inactive (healthy scratch)...**Vs. Chicago (Dec. 12):** Inactive (healthy scratch)...**At Baltimore (Dec. 19):** Inactive (healthy scratch)...**Vs. Cleveland (Dec. 25):** Played on five special teams snaps.

VERNON SCOTT'S NFL REGULAR-SEASON DEFENSIVE STATISTICS

YEAR	TEAM	GP	GS	TACKLES					INTERCEPTIONS							ST				MISC								
				TK	S	A	TFL	YDS	SK	YDS	QBH	NO	YDS	LG	TD	PD	FF	FR	TD	YDS	TK	S	A	FF	FR	S	A	
2020	Packers	15	0	7	7	0	2	4	1.0	1.0	1	0	0	0	0	0	0	0	0	0	0	6	4	2	0	0	0	0
2021	Packers	2	0	0	0	0	0	0	0.0	0.0	0	0	0	0	0	0	0	0	0	0	1	1	0	0	0	0	0	
NFL TOTALS		17	0	7	7	0	2	4	1.0	1.0	1	0	0	0	0	0	0	0	0	0	7	5	2	0	0	0	0	

VERNON SCOTT'S NFL POSTSEASON DEFENSIVE STATISTICS

YEAR	TEAM	GP	GS	TACKLES					INTERCEPTIONS							ST				MISC							
				TK	S	A	TFL	YDS	SK	YDS	QBH	NO	YDS	LG	TD	PD	FF	FR	TD	YDS	TK	S	A	FF	FR	S	A
2020	Packers	1	0	0	0	0	0	0	0.0	0.0	0	0	0	0	0	0	0	0	0	0	1	0	1	0	0	0	0
NFL TOTALS		1	0	0	0	0	0	0	0.0	0.0	0	0	0	0	0	0	0	0	0	0	1	0	1	0	0	0	0

SINGLE-GAME HIGHS: DEFENSIVE

Total Tackles 2 vs. Tennessee Titans, Dec 27, 2020
2 vs. Detroit Lions, Sep 20, 2020

Sacks 1.0 vs. Detroit Lions, Sep 20, 2020

Tackles For Loss 1 at Houston Texans, Oct 25, 2020
1 vs. Detroit Lions, Sep 20, 2020

Special Teams Tackles 2 vs. Chicago Bears, Nov 29, 2020
1 vs. Cleveland Browns, Dec 25, 2021
...4 more at 1.

NFL debut: at Minnesota, 9/13/20
First NFL sack: vs. Detroit, 9/20/20 (M.Stafford)

CAREER TRANSACTIONS

2020 - Selected by Green Bay Packers as the first of two choices in the seventh round (236th overall) of '20 NFL Draft, April 25...Signed first contract, June 1.

2021 GXG REGULAR SEASON (PACKERS)

DATE	OPONENT	P/S	TK	S	A	SK	YDS	INT	PD	FF	FR	TD
09/12	at Saints											
09/20	Lions											
09/26	at 49ers											
10/03	Steelers	P	0	0	0	0	0	0	0	0	0	0
10/10	at Bengals											
10/17	at Bears											
10/24	Washington											
10/28	at Cardinals											
11/07	at Chiefs											
11/14	Seahawks											
11/21	at Vikings											
11/28	Rams											
12/12	Bears											
12/19	at Ravens											
12/25	Browns	P	0	0	0	0	0	0	0	0	0	0
2021 TOTALS		2-0	0	0	0	0	0	0	0	0	0	0

T.J. SLATON

93

DEFENSIVE LINEMAN
FLORIDA

Rookie



Ht: 6-4 | Wt: 330 | Born: October 3, 1997 | NFL Games Played/Started: 15/0 | Acquired: D5a-21

AT A GLANCE

- » Played in 45 games with 14 starts in four seasons at Florida (2017-20), recording 98 tackles (34 solo), 3½ sacks, 10 tackles for a loss, nine QB hurries, a pass defended and a fumble recovery.
- » Started all 12 games at defensive tackle for the Gators in 2020, recording a career-high 37 tackles (13 solo), 3½ tackles for a loss, 1½ sacks and five QB hurries.
- » Appeared in 12 contests as a junior in 2019, posting 29 tackles (12 solo) and career highs in tackles for a loss (four) and sacks (two).
- » Selected by the Packers in the fifth round (No. 173 overall) of the 2021 NFL Draft, the first defensive lineman drafted out of the University of Florida in franchise history.
- » Was selected to the 2017 U.S. Army All-American Bowl as an offensive lineman following his senior season at American Heritage School (Plantation, Fla.), where he was coached by former NFL cornerback Patrick Surtain Sr.
- » Earned first-team all-county recognition at right tackle as a senior in 2016 and helped the Patriots win FHSAA 5A state titles in 2014 and 2016.

2021 SEASON: Has played in all 15 games, posting 21 tackles (12 solo), a sack, two QB hits and a blocked FG...**At New Orleans (Sept. 12):** Made his NFL debut and recorded two tackles (both solo) in 16 snaps of work...**Vs. Detroit (Sept. 20):** Played on six snaps and had one solo tackle...**At San Francisco (Sept. 26):** Appeared in two defensive snaps and was credited with a split sack with teammate Jonathan Garvin in the second quarter...**Vs. Pittsburgh (Oct. 3):** Played on nine defensive snaps and had one tackle (assist)...**At Cincinnati (Oct. 10):** Played on 13 defensive snaps and had a split sack with DL Dean Lowry, finishing the game with two tackles (both assist), a half-sack and two QB hits...**At Chicago (Oct. 17):** Had a solo tackle on seven defensive snaps...**Vs. Washington (Oct. 24):** Played on seven snaps. Blocked a 42-yard Chris Blewitt FG attempt, the first FG blocked by Green Bay since DE Datone Jones on 10/11/2015 vs. St. Louis. He also became the first Packers rookie to block an FG attempt since Doug Evans on 11/8/1993 vs. Kansas City...**At Arizona (Oct. 28):** Played on six defensive snaps, registering a tackle...**At Kansas City (Nov. 7):** Recorded a single-game high four tackles (three solo) on 45 snaps...**Vs. Seattle (Nov. 14):** Played on 12 defensive snaps and seven special teams snaps...**At Minnesota (Nov. 21):** Played on 17 snaps and totaled two tackles (one solo)...**Vs. L.A. Rams (Nov. 28):** Played on five snaps on defense and 12 on special teams...**Vs. Chicago (Dec. 12):** Played on seven defensive snaps and had one solo tackle...**At Baltimore (Dec. 19):** Played on 25 defensive snaps and logged a career-high four tackles (two solo)...**Vs. Cleveland (Dec. 25):** Played on 24 snaps and recorded a solo tackle.

REGULAR-SEASON COMPARISON: DEFENSIVE - MINNESOTA VIKINGS

DATE	OPP	W/L	GP/GS	TACKLES							MISC					
				TOT	SOLO	ASST	SACK	YDS.	INT	TFL	PD	QBH	TD	FF	FR	
11/21/21	GB @ MIN	L	P	2	1	1	0.0	0.0	0	0	0	0	0	0	0	0
TOTALS		0/1	1/0	2	1	1	0.0	0.0	0	0	0	0	0	0	0	0

T.J. SLATON'S NFL REGULAR-SEASON DEFENSIVE STATISTICS

YEAR	TEAM	GP	GS	TACKLES							INTERCEPTIONS					ST				MISC								
				TK	S	A	TFL	YDS	SK	YDS	QBH	NO	YDS	LG	TD	PD	FF	FR	TD	YDS	TK	S	A	FF	FR	S	A	
2021	Packers	15	0	21	12	9	0	0	1.0	4.5	2	0	0	0	0	0	0	0	0	0	0	0	0	0	0	0	0	0
NFL TOTALS		15	0	21	12	9	0	0	1.0	4.5	2	0	0	0	0	0	0	0	0	0	0	0	0	0	0	0	0	0

2021 GXG REGULAR SEASON (PACKERS)


DATE	OPPONENT	P/S	TK	S	A	SK	YDS	INT	PD	FF	FR	TD
09/12	at Saints	P	2	2	0	0	0	0	0	0	0	0
09/20	Lions	P	1	1	0	0	0	0	0	0	0	0
09/26	at 49ers	P	1	0	1	0.5	3.5	0	0	0	0	0
10/03	Steelers	P	1	0	1	0	0	0	0	0	0	0
10/10	at Bengals	P	2	0	2	0.5	1.0	0	0	0	0	0
10/17	at Bears	P	1	1	0	0	0	0	0	0	0	0
10/24	Washington	P	0	0	0	0	0	0	0	0	0	0
10/28	at Cardinals	P	1	0	1	0	0	0	0	0	0	0
11/07	at Chiefs	P	4	3	1	0	0	0	0	0	0	0
11/14	Seahawks	P	0	0	0	0	0	0	0	0	0	0
11/21	at Vikings	P	2	1	1	0	0	0	0	0	0	0
11/28	Rams	P	0	0	0	0	0	0	0	0	0	0
12/12	Bears	P	1	1	0	0	0	0	0	0	0	0
12/19	at Ravens	P	4	2	2	0	0	0	0	0	0	0
12/25	Browns	P	1	1	0	0	0	0	0	0	0	0
2021 TOTALS		15-0	21	12	9	1.0	4.5	0	0	0	0	0

PRESTON SMITH

91

LINEBACKER
MISSISSIPPI STATE

Seventh NFL Season | Third Packers Season



Ht: 6-5 | Wt: 265 | Born: November 17, 1992 | NFL Games Played/Started: 110/93 | Acquired: UFA (Was. J-19)

AT A GLANCE

- » After playing the first 102 regular-season games of his career, missed Week 7 in 2021 with an oblique injury.
- » Is the only player in the NFL with 25-plus sacks (47.5), five-plus INTs (five) and four-plus forced fumbles (seven) since 2015.
- » Ranked No. 2 on the team in tackles for a loss (seven), tied for No. 2 in QB hits (11) and tied for No. 3 in sacks (four) in 2020.
- » Was named a Pro Bowl alternate in 2019 in his first season with the Packers after ranking No. 8 in the NFL with a career-best 12 sacks and finishing No. 2 on the team with 29 QB hits and 43 QB pressures.
- » In 2019, joined LB Za'Darius Smith (13½) as the only duo in NFL history with 12-plus sacks each in their first season as teammates.
- » Played in 64 games with 50 starts for the Washington Football Team (2015-18), including starts in all 48 games over his final three seasons with the team.
- » Played collegiately at Mississippi State from 2011-14. As a senior, earned first-team All-SEC honors from the league's coaches and became the first player in conference history to be named SEC Defensive Lineman of the Week for three consecutive weeks.

2021 SEASON: Has started all 14 contests he has appeared in, recording 33 tackles (22 solo), eight sacks (No. 2 on the team), a team-best seven tackles for a loss and 15 QB hits (No. 2 on the team)...Ranks No. 4 among NFL LBs in sacks (six) since Week 10 and No. 2 among NFL LBs in NextGen Stats QB pressures (26) since Week 10...Missed the first game of his career (Week 7) due to an oblique injury...**At New Orleans (Sept. 12):** Started and played 38 defensive snaps, recording five tackles (four solo) and a QB hit...**Vs. Detroit (Sept. 20):** Started and led Packer OLBs with 46 snaps played, registering a QB hit and forcing QB Jared Goff into an intentional-grounding penalty on third-and-9 that sent Detroit back to a fourth-and-23 from its own 37-yard line early in the second quarter...**At San Francisco (Sept. 26):** Played on 57 defensive snaps, registering four tackles (three solo), a sack, a tackle for a loss and a game-high three QB hits...**Vs. Pittsburgh (Oct. 3):** Played on 36 defensive snaps in his 100th career game and missed some time due to a shoulder injury...**At Cincinnati (Oct. 10):** Saw action on 49 defensive snaps, recording four tackles (one solo), a sack, a QB hit and a tackle for a loss. Sacked QB Joe Burrow for a loss of 7 yards on third-and-4 early in the second quarter to force a punt...**At Chicago (Oct. 17):** Played eight snaps before an oblique injury sidelined him for the rest of the game...**Vs. Washington (Oct. 24):** Inactive due to an oblique injury. It was the first missed game of his career, ending a streak of 102 consecutive games played...**At Arizona (Oct. 28):** Returned to action, appearing on 35 defensive snaps...**At Kansas City (Nov. 7):** Led OLB with 48 snaps played on defense...**Vs. Seattle (Nov. 14):** Tallied 53 snaps on defense to lead the OLBs and recorded a tackle (solo), a sack, a tackle for a loss and a QB hit. With 22 seconds left in the game, chased down QB Russell Wilson for a loss of 14 yards...**At Minnesota (Nov. 21):** Played 53 defensive snaps, recording six tackles (four solo), two sacks, three QB hits, two tackles for a loss and a forced fumble. It was the sixth two-plus-sack game of his career. On the Vikings' first drive of the game, took down RB Dalvin Cook for a loss of a yard twice (once with Tyler Lancaster) and sacked QB Kirk Cousins for a loss of 10 yards on third-and-5 to force a punt. Late in the third quarter, registered a sack/forced fumble on Cousins on third-and-10 that was recovered by Minnesota, forcing a punt...**Vs. L.A. Rams (Nov. 28):** Registered two tackles (both solo), a pass defended and recovered a fumble...**Vs. Chicago (Dec. 12):** Registered four tackles (three solo), a team-best two sacks, a forced fumble, a tackle for a loss and tied for the team lead with three QB hits. Forced a fumble on a sack of QB Justin Fields that was recovered by LB Rashan Gary at the CHI 23-yard line and GB scored a TD on the next play to take an eight-point lead with just over eight minutes left in the third quarter. It was his second two-sack outing in the last three games and gave him five sacks over the last four contests...**At Baltimore (Dec. 19):** Finished with three tackles (two solo), a QB hit and a team-best four NextGen Stats QB pressures. According to NextGen Stats, pressured QB Tyler Huntley on fourth-and-3 at the GB 3-yard line, forcing him outside where LB De'Vondre Campbell finished the play with a 4-yard sack...**Vs. Cleveland (Dec. 25):** Posted three tackles (two solo), a sack, a tackle for a loss and a QB hit. With just over 10 minutes left in the game, sacked QB Baker Mayfield for a loss of 2 yards to force a third-and-14 that Cleveland did not convert.

REGULAR-SEASON COMPARISON: DEFENSIVE - MINNESOTA VIKINGS

DATE	OPP	W/L	GP/GS	TACKLES						MISC					
				TOT	SOLO	ASST	SACK	YDS.	INT	TFL	PD	QBH	TD	FF	FR
11/13/16	WAS vs. MIN	W	S	4	2	2	2.0	16.0	1	2	1	2	0	0	0
11/12/17	WAS vs. MIN	L	S	2	1	1	0.0	0.0	0	0	0	1	0	0	0
9/15/19	GB vs. MIN	W	S	3	2	1	0.0	0.0	1	0	1	1	0	0	0
12/23/19	GB @ MIN	W	S	3	1	2	0.5	2.0	0	0	0	1	0	0	0
11/1/20	GB vs. MIN	L	S	3	3	0	0.0	0.0	0	0	0	0	0	0	0
11/21/21	GB @ MIN	L	S	6	4	2	2.0	23.0	0	2	0	3	0	1	0
TOTALS		3/3	6/6	21	13	8	4.5	41.0	2	4	2	8	0	1	0

PRESTON SMITH'S NFL REGULAR-SEASON DEFENSIVE STATISTICS

YEAR	TEAM	GP	GS	TACKLES					INTERCEPTIONS										ST			MISC				
				TK	S	A	TFL	YDS	SK	YDS	QBH	NO	YDS	LG	TD	PD	FF	FR	TD	YDS	TK	S	A	FF	FR	S
2015	Washington	16	2	30	20	10	6	39	8.0	77.0	10	0	0	0	4	2	1	0	0	5	4	1	1	0	0	0
2016	Washington	16	16	38	22	16	8	37	4.5	31.5	12	1	22	22	0	3	0	0	0	0	0	0	0	0	0	
2017	Washington	16	16	42	31	11	10	48	8.0	40.5	21	2	26	18	0	3	1	1	0	12	0	0	0	0	0	
2018	Washington	16	16	53	30	23	5	26	4.0	32.5	16	1	3	3	0	3	0	1	1	1	0	0	0	0	0	
2019	Packers	16	16	56	36	20	11	69	12.0	88.0	29	1	5	5	0	4	1	0	0	0	0	0	0	0	0	
2020	Packers	16	13	42	29	13	7	25	4.0	24.0	11	0	0	0	0	3	0	1	1	14	0	0	0	0	0	
2021	Packers	14	14	33	22	11	7	45	8.0	60.0	15	0	0	0	1	2	1	0	6	0	0	0	0	0	0	
NFL TOTALS		110	93	294	190	104	54	289	48.5	353.5	114	5	56	22	0	21	6	5	2	33	5	4	1	1	0	0

PRESTON SMITH'S NFL POSTSEASON DEFENSIVE STATISTICS

YEAR	TEAM	GP	GS	TACKLES					INTERCEPTIONS										ST			MISC				
				TK	S	A	TFL	YDS	SK	YDS	QBH	NO	YDS	LG	TD	PD	FF	FR	TD	YDS	TK	S	A	FF	FR	S
2015	Washington	1	0	3	2	1	1	5	1.0	5.0	1	0	0	0	0	0	0	0	0	0	0	0	0	0	0	0
2019	Packers	2	2	4	4	1	6	2.0	6.0	3	0	0	0	0	0	0	0	0	0	0	0	0	0	0	0	0
2020	Packers	2	2	6	4	2	0	0	0.0	0.0	2	0	0	0	0	2	0	0	0	0	0	0	0	0	0	0
NFL TOTALS		5	4	13	10	3	2	11	3.0	11.0	6	0	0	0	0	2	0	0	0	0	0	0	0	0	0	0

SINGLE-GAME HIGHS: DEFENSIVE

Total Tackles 9 vs. Carolina Panthers, Nov 10, 2019
 9 at Los Angeles Chargers, Nov 03, 2019
 3.0 vs. Denver Broncos, Sep 22, 2019
Sacks 3.0 at Philadelphia Eagles, Dec 26, 2015
Passes Defensed 1 vs. Los Angeles Rams, Nov 28, 2021
 1 vs. Tennessee Titans, Dec 27, 2020
 ...18 more at 1.
Forced Fumbles 1 vs. Chicago Bears, Dec 12, 2021
 1 at Minnesota Vikings, Nov 21, 2021
 ...4 more at 1.
Fumble Recoveries 1 vs. Los Angeles Rams, Nov 28, 2021
 1 vs. Chicago Bears, Nov 29, 2020
 ...3 more at 1.

Tackles For Loss 22 at Minnesota Vikings, Nov 21, 2021
 2 vs. Jacksonville Jaguars, Nov 15, 2020
 ...9 more at 2
Interceptions 1 vs. Minnesota Vikings, Sep 15, 2019
 1 vs. Houston Texans, Nov 18, 2018
 ...3 more at 1.
Interception Return Yards 22 vs. Minnesota Vikings, Nov 13, 2016
 18 vs. Arizona Cardinals, Dec 17, 2017
Longest Opponent's Fumble Return 14 vs. Chicago Bears, Nov 29, 2020
 12 vs. Arizona Cardinals, Dec 17, 2017

NFL debut: vs. Miami, 9/13/15
First NFL start: at Chicago, 12/13/15
First NFL sack: vs. Miami, 9/13/15 (R.Tannehill)
First NFL interception: vs. Minnesota, 11/13/16 (S.Bradford)
Touchdowns (1): vs. Dallas, 10/21/18, 1-yard fumble return

CAREER TRANSACTIONS

2015 - Selected by Washington Football Team in the second round (38th overall) of '15 NFL Draft, May 1...Signed first contract, May 11.
 2019 - Signed by Green Bay Packers as unrestricted free agent, March 14.

2021 GXG REGULAR SEASON (PACKERS)

DATE	OPPONENT	P/S	TK	S	A	SK	YDS	INT	PD	FF	FR	TD
09/12	at Saints	S	5	4	1	0.0	0.0	0	0	0	0	0
09/20	Lions	S	0	0	0	0.0	0.0	0	0	0	0	0
09/26	at 49ers	S	4	3	1	1.0	0.0	0	0	0	0	0
10/03	Steelers	S	0	0	0	0.0	0.0	0	0	0	0	0
10/10	at Bengals	S	4	1	3	1.0	7.0	0	0	0	0	0
10/17	at Bears	S	0	0	0	0.0	0.0	0	0	0	0	0
10/24	Washington	ON INACTIVE LIST										
10/28	at Cardinals	S	0	0	0	0.0	0.0	0	0	0	0	0
11/07	at Chiefs	S	0	0	0	0.0	0.0	0	0	0	0	0
11/14	Seahawks	S	2	1	1	1.0	14.0	0	0	0	0	0
11/21	at Vikings	S	6	4	2	2.0	23.0	0	0	1	0	0
11/28	Rams	S	2	2	0	0.0	0.0	0	1	0	1	0
12/12	Bears	S	4	3	1	2.0	14.0	0	0	1	0	0
12/19	at Ravens	S	3	2	1	0.0	0.0	0	0	0	0	0
12/25	Browns	S	3	2	1	1.0	2.0	0	0	0	0	0
2021 TOTALS		14-14	33	22	11	8.0	60.0	0	1	2	1	0

ZA'DARIUS SMITH

55

LINEBACKER
KENTUCKY

Seventh NFL Season | Third Packers Season



Ht: 6-4 | Wt: 272 | Born: September 8, 1992 | NFL Games Played/Started: 91/48 | Acquired: UFA [Ba.]-19

AT A GLANCE

- » First name is pronounced zuh-DAIR-ee-us.
- » In his first two years with the Packers, was named to the Pro Bowl twice (2019-20), earned second-team All-Pro honors from *The Associated Press* (2020) and was named to the All-NFC team by the Pro Football Writers of America (2020).
- » Was the first Packer defensive player to earn a Pro Bowl selection in consecutive years since LB Clay Matthews in 2014-15.
- » Posted the most sacks (26.0) by a player in his first two seasons (2019-20) with the Packers and tied for No. 3 in the NFL in sacks in 2019-20.
- » With 13½ sacks in 2019 and 12½ in 2020, matched the longest streak in team history with back-to-back seasons with 12-plus sacks (five others), and was the first to do so since DE Aaron Kampman (2006-07).
- » Was one of only three NFL players (Aaron Donald and T.J. Watt) with 12-plus sacks in both 2019 and 2020.
- » Posted the most sacks in franchise history by a player in his first season with the Packers, with his 13½ sacks ranking No. 6 in the NFL in 2019 and tying for No. 5 for a single season in team history.
- » Spent the first four seasons of his career in Baltimore (2015-18), helping the Ravens rank in the top five in the league in overall defense (No. 3, 319.4 ypg), run defense (No. 2, 96.8 ypg) and scoring defense (No. 5, 20.5 ppg) over that span.
- » Started all 24 games in his two seasons at Kentucky, recording 120 tackles (50 solo), 14 tackles for a loss, 10½ sacks, three passes defended and two fumble recoveries.

2021 SEASON: Played in Week 1 and was placed on injured reserve on Sept. 17 (back)...**At New Orleans (Sept. 12):** Limited due to back injury, appeared on 18 defensive snaps and recorded a solo tackle.

ZA'DARIUS SMITH'S NFL REGULAR-SEASON DEFENSIVE STATISTICS

YEAR	TEAM	GP	GS	TACKLES							INTERCEPTIONS							ST			MISC							
				TK	S	A	TFL	YDS	SK	YDS	QBH	NO	YDS	LG	TD	PD	FF	FR	TD	YDS	TK	S	A	FF	FR	S	A	
2015	Ravens	15	0	30	20	10	7	28	5.5	24.5	7	0	0	0	1	0	0	0	0	0	0	0	0	0	0	0	0	0
2016	Ravens	13	4	20	10	10	4	16	1.0	9.0	4	0	0	0	1	1	0	0	0	0	0	0	0	0	0	0	0	0
2017	Ravens	14	4	24	15	9	3	16	3.5	22.0	16	0	0	0	1	1	0	0	0	0	0	0	0	0	0	0	0	0
2018	Ravens	16	8	45	26	19	10	56	8.5	61.0	25	0	0	0	2	1	0	0	0	0	0	0	0	0	0	0	0	0
2019	Packers	16	16	55	41	14	17	126	13.5	112.5	51	0	0	0	0	1	0	0	0	0	0	0	0	0	0	0	0	0
2020	Packers	16	16	52	35	17	12	60	12.5	81.5	23	0	0	0	2	4	2	0	0	0	0	0	0	0	0	0	0	0
2021	Packers	1	0	1	1	0	0	0	0.0	0.0	0	0	0	0	0	0	0	0	0	0	0	0	0	0	0	0	0	0
NFL TOTALS		91	48	227	148	79	53	302	44.5	310.5	126	0	0	0	7	8	2	0	0	0	0	0	0	0	0	0	0	0

ZA'DARIUS SMITH'S NFL POSTSEASON DEFENSIVE STATISTICS

YEAR	TEAM	GP	GS	TACKLES							INTERCEPTIONS							ST			MISC							
				TK	S	A	TFL	YDS	SK	YDS	QBH	NO	YDS	LG	TD	PD	FF	FR	TD	YDS	TK	S	A	FF	FR	S	A	
2018	Ravens	1	1	1	1	0	0	0	0.0	0.0	0	0	0	0	0	0	0	0	0	0	0	0	0	0	0	0	0	0
2019	Packers	2	2	7	5	2	1	4	2.0	4.0	3	0	0	0	0	0	0	0	0	0	0	0	0	0	0	0	0	0
2020	Packers	2	2	5	3	2	1	7	1.0	7.0	2	0	0	0	0	0	0	0	0	0	0	0	0	0	0	0	0	0
NFL TOTALS		5	5	13	9	4	2	11	3.0	11.0	5	0	0	0	0	0	0	0	0	0	0	0	0	0	0	0	0	0

SINGLE-GAME HIGHS: DEFENSIVE

Total Tackles 10 at Los Angeles Chargers, Nov 03, 2019
8 vs. Atlanta Falcons, Oct 05, 2020
...1 more at 8.

Sacks 3.5 at Minnesota Vikings, Dec 23, 2019
3.0 vs. Atlanta Falcons, Oct 05, 2020
...1 more at 3.0.

Passes Defensed 1 at Detroit Lions, Dec 13, 2020
1 at Indianapolis Colts, Nov 22, 2020
...5 more at 1.

Forced Fumbles 1 vs. Tennessee Titans, Dec 27, 2020
1 vs. Chicago Bears, Nov 29, 2020
...6 more at 1.

Fumble Recoveries 1 at San Francisco 49ers, Nov 05, 2020
1 at New Orleans Saints, Sep 27, 2020

Tackles For Loss 5 at Minnesota Vikings, Dec 23, 2019
4 vs. Atlanta Falcons, Oct 05, 2020

NFL debut: at Oakland, 9/20/15

First NFL start: at N.Y. Giants, 10/16/16

First NFL sack: at Pittsburgh, 10/1/15 (M.Vick)

CAREER TRANSACTIONS

2015 - Selected by Baltimore Ravens as first of three choices in the fourth round (122nd overall) of '15 NFL Draft, May 2...Signed first contract, May 8.

2019 - Signed by Green Bay Packers as unrestricted free agent, March 14.

EQUANIMEOUS ST. BROWN

19

WIDE RECEIVER
NOTRE DAME

Fourth NFL Season | Fourth Packers Season



Ht: 6-5 | Wt: 214 | Born: September 30, 1996 | NFL Games Played/Started: 35/10 | Acquired: D6-18

AT A GLANCE

- » First name is pronounced eck-wah-nihm-ee-us.
- » Of his 28 career receptions, 19 have picked up first downs (67.9 percent) and 17 have been for 15-plus yards (60.7 percent).
- » Appeared in 12 games with one start last season and posted seven catches for 117 yards (16.7 avg.) and a TD.
- » Played in 12 games with seven starts in 2018 and posted 21 receptions for 328 yards (15.6 avg.). Ranked No. 5 in the league among rookies (min. 15 rec.) in yards per catch.
- » Teamed with WR Marquez Valdes-Scantling to become the first rookie duo in team history to both register 20-plus receptions with an average of 15.0-plus yards per catch.
- » Played in 32 games with 25 starts in three seasons at Notre Dame, catching 92 passes for 1,484 yards (16.1 avg.) and 13 TDs.
- » Named Notre Dame's Offensive Player of the Year as a sophomore in 2016 after leading the Irish with 58 receptions for 961 yards (16.5 avg.) and nine TDs. Ranked No. 6 in receiving yards, tied for No. 6 in TD receptions and No. 7 in receiving yards per game (80.1) among FBS freshmen and sophomores.

2021 SEASON: Has appeared in 11 games with two starts and ranks No. 3 on the team with seven tackles on special teams...Has posted six receptions for 62 yards (10.3 avg.) and two carries for 24 yards (12.0 avg.)...Was signed to the active roster from the practice squad on Oct. 13...Was on the Packers' practice squad or the first five weeks, but was elevated to the active roster for three games (Weeks 2 and 5 as a standard elevation, Week 4 as a COVID-19 replacement)...**At San Francisco (Sept. 26):** Played on six snaps on offense and five on special teams, recording one reception for 0 yards...**Vs. Pittsburgh (Oct. 3):** Appeared on 11 plays on offense and 10 on special teams, recording a tackle on a third-quarter kickoff return...**At Cincinnati (Oct. 10):** Played on 12 snaps on offense and registered a tackle in 11 snaps of work on special teams...**At Chicago (Oct. 17):** Appeared on 12 plays on offense and 13 on special teams, tying for the team lead with two tackles...**Vs. Washington (Oct. 24):** Played 12 snaps on offense and eight on special teams, posting a 13-yard carry to the Washington 14 midway through the second quarter...**At Arizona (Oct. 28):** Made his first start of the season with WRs Davante Adams and Allen Lazard sidelined (COVID-19/reserve), appearing on 67 of 73 snaps and posting two receptions for 12 yards (6.0 avg.)...**At Kansas City (Nov. 7):** Appeared on three plays on offense and 15 on special teams...**Vs. Seattle (Nov. 14):** Inactive (ankle)...**At Minnesota (Nov. 21):** Played 21 snaps on offense and 16 on special teams, posting a season-high 43 receiving yards on two catches (21.5 avg.) with an 11-yard carry...**Vs. L.A. Rams (Nov. 28):** Played 26 snaps on offense and 22 on special teams, recording a 7-yard reception and two tackles on special teams...**Vs. Chicago (Dec. 12):** Appeared on five plays on offense and seven on special teams, recording a tackle, before departing the game after sustaining a concussion in the second quarter...**At Baltimore (Dec. 19):** Inactive (concussion)...**Vs. Cleveland (Dec. 25):** Started and played a season-high 48 snaps on offense.

EQUANIMEOUS ST. BROWN'S NFL REGULAR-SEASON RUSHING/RECEIVING STATISTICS

DATE	TEAM	GP	GS	RECEIVING					RUSHING				
				NO.	YDS.	AVG.	LG	TD	NO.	YDS.	AVG.	LG	TD
2018	Packers	12	7	21	328	15.6	54	0	1	5	5.0	5	0
2020	Packers	12	1	7	117	16.7	24	1	1	7	7.0	7	0
2021	Packers	11	2	6	62	10.3	26	0	3	14	4.7	13	0
NFL TOTALS		35	10	34	507	14.9	54	1	5	26	5.2	13	0

EQUANIMEOUS ST. BROWN'S NFL POSTSEASON RUSHING/RECEIVING STATISTICS

DATE	TEAM	GP	GS	RECEIVING					RUSHING				
				NO.	YDS.	AVG.	LG	TD	NO.	YDS.	AVG.	LG	TD
2020	Packers	2	0	2	37	18.5	27	0	0	0	0.0	0	0
NFL TOTALS		2	0	2	37	18.5	27	0	0	0	0.0	0	0

SINGLE-GAME HIGHS: RUSHING/RECEIVING

Rush Attempts 1 at Minnesota Vikings, Nov 21, 2021
1 vs. Washington Football Team, Oct 24, 2021
...2 more at 1.

Rushing Yards 13 vs. Washington Football Team, Oct 24, 2021
11 at Minnesota Vikings, Nov 21, 2021
13 vs. Washington Football Team, Oct 24, 2021

Longest Runs 11 at Minnesota Vikings, Nov 21, 2021
5 at New York Jets, Dec 23, 2018
3 at Minnesota Vikings, Nov 25, 2018
...1 more at 3.

Receptions 94 at New York Jets, Dec 23, 2018
89 at Detroit Lions, Oct 07, 2018

Receiving Yards 94 at New York Jets, Dec 23, 2018
89 at Detroit Lions, Oct 07, 2018

Longest Receptions 54 at Detroit Lions, Oct 07, 2018
34 at New York Jets, Dec 23, 2018

Receiving TDs 1 vs. Tennessee Titans, Dec 27, 2020
94 at New York Jets, Dec 23, 2018
89 at Detroit Lions, Oct 07, 2018

All-Purpose Yards 2 vs. Los Angeles Rams, Nov 28, 2021
2 at Chicago Bears, Oct 17, 2021

Special Teams Tackles 1 vs. Tennessee Titans, Dec 27, 2020
1 vs. Tennessee Titans, Dec 27, 2020

Miscellaneous Tackles 29.7 at Detroit Lions, Oct 07, 2018
18.8 at New York Jets, Dec 23, 2018

Most TDs

Receiving Average

NFL debut: vs. Chicago, 9/9/18
First NFL start: at Detroit, 10/7/18
First NFL reception: at Detroit, 10/7/18 (17 yards, A.Rodgers)

CAREER TRANSACTIONS

2018 - Selected by Green Bay Packers in the sixth round (207th overall) of '18 NFL Draft, April 28 (free agency compensatory

pick)...Signed first contract, May 7.
 2019 - Placed on injured reserve (ankle), Aug. 31.

2021 GXG REGULAR SEASON (PACKERS)

DATE	OPPONENT	P/S	RECEIVING				RUSHING					
			NO.	YDS.	AVG.	LG TD	NO.	YDS.	AVG.	LG TD		
09/12	at Saints		PRACTICE SQUAD									
09/20	Lions	P	1	0	0.0	0	0	0	0	0.0	0	0
09/26	at 49ers		PRACTICE SQUAD									
10/03	Steelers	P	0	0	0.0	0	0	0	0	0.0	0	0
10/10	at Bengals	P	0	0	0.0	0	0	0	0	0.0	0	0
10/17	at Bears	P	0	0	0.0	0	0	0	0	0.0	0	0
10/24	Washington	P	0	0	0.0	0	0	1	13	13.0	13	0
10/28	at Cardinals	S	2	12	6.0	7	0	0	0	0.0	0	0
11/07	at Chiefs	P	0	0	0.0	0	0	0	0	0.0	0	0
11/14	Seahawks		ON INACTIVE LIST									
11/21	at Vikings	P	2	43	21.5	26	0	1	11	11.0	11	0
11/28	Rams	P	1	7	7.0	7	0	0	0	0.0	0	0
12/12	Bears	P	0	0	0.0	0	0	0	0	0.0	0	0
12/19	at Ravens		ON INACTIVE LIST									
12/25	Browns	S	0	0	0.0	0	0	1	-10	-10.0	-10	0
2021 TOTALS		11-2	6	62	10.3	26	0	3	14	4.7	13	0

ERIC STOKES

21

CORNERBACK
GEORGIA

Rookie



Ht: 6-0 | Wt: 194 | Born: March 1, 1999 | NFL Games Played/Started: 14/12 | Acquired: D1-21

AT A GLANCE

- » Was tied for No. 2 in the country in 2020 with two INT returns for TDs, posting a 30-yard TD at Arkansas and a 37-yard TD vs. Florida.
- » Was named to the preseason watch lists for the Bednarik Award (collegiate defensive player of the year) and the Bronko Nagurski Trophy (nation's top defensive player) in 2020.
- » Earned second-team AP All-SEC honors as a sophomore in 2019 after leading the Bulldogs with nine passes defended and helping Georgia to a No. 1 national ranking in scoring defense (12.6 ppg).
- » Selected by the Packers in the first round (No. 29 overall) of the 2021 NFL Draft, the first player drafted out of the University of Georgia in the first round in franchise history.
- » Became the highest-drafted cornerback out of the University of Georgia since Champ Bailey, who was selected in the first round with the No. 4 overall pick by Washington in 1999.
- » Earned Class 4A honorable mention from the *Atlanta Journal-Constitution* as a senior at Eastside High School (Covington, Ga.) in 2016 after posting 20 tackles, two INTs and five passes defended.

2021 SEASON: Has played in 14 games with 12 starts, logging 49 tackles (38 solo), a team-high 14 PDs and an INT...Is tied for No. 6 in the NFL in PDs...For all NFL DBs targeted over 45 times, ranks No. 4 in lowest completion percentage (50.0%) when targeted (stathead.com)...**At New Orleans (Sept. 12):** Made his NFL debut, playing eight defensive snaps. Recorded his first career pass defended on a third-and-11, breaking up a pass intended for TE Adam Trautman to prevent the Saints from converting in the third quarter. Also played 17 snaps on special teams...**Vs. Detroit (Sept. 20):** Appeared as a reserve and played on 44 snaps, recording a tackle and two PDs. Also made a key defensive play in the third quarter, playing excellent coverage on a key stop on fourth-and-1 while Detroit was on the GB 25 yard-line...**At San Francisco (Sept. 26):** Made his first career start, playing on all 70 defensive snaps. Finished with five tackles (one solo) and a PD...**Vs. Pittsburgh (Oct. 3):** Started and logged a career-high eight tackles (all solo), two PDs, and recorded his first career INT off of Roethlisberger in the fourth quarter...**At Cincinnati (Oct. 10):** Started and played on 65 snaps, recording four tackles (three solo) and one PD. Has had at least one PD in all five games this season...**At Chicago (Oct. 17):** Started and played on all 61 snaps, recording two solo tackles...**Vs. Washington (Oct. 24):** Started and played on all 72 snaps, logging three solo tackles, and also recording a PD on a fourth-and-3 in the second quarter when Washington threatened at Green Bay's 27-yard line...**At Arizona (Oct. 28):** Logged six tackles (five solo), playing in all 59 snaps...**At Kansas City (Nov. 7):** Suffered a knee injury during pregame warmups and did not see any action...**Vs. Seattle (Nov. 14):** Returned to the starting lineup and played on 60 snaps, logging a tackle and a PD...**At Minnesota (Nov. 21):** Played on 63 snaps, registering four tackles (three solo)...**Vs. L.A. Rams (Nov. 28):** Played on all 62 snaps and registered three solo tackles and two PDs...**Vs. Chicago (Dec. 12):** Played on all 62 snaps and totaled two tackles and a PD...**At Baltimore (Dec. 19):** Played on all 70 defensive snaps, logging seven solo tackles (second most of career) and a PD...**Vs. Cleveland (Dec. 25):** Played on all 68 snaps, tallying two tackles (both assisted) and a PD.

ERIC STOKES' NFL REGULAR-SEASON DEFENSIVE STATISTICS

YEAR	TEAM	GP	TACKLES							INTERCEPTIONS							ST				MISC						
			GS	TK	S	A	TFL	YDS	SK	YDS	QBH	NO	YDS	LG	TD	PD	FF	FR	TD	YDS	TK	S	A	FF	FR	S	A
2021	Packers	14	12	49	38	11	0	0	0.0	0.0	0	1	0	0	14	0	0	0	0	0	0	0	0	0	0	0	0
NFL TOTALS		14	12	49	38	11	0	0	0.0	0.0	0	1	0	0	14	0	0	0	0	0	0	0	0	0	0	0	

CAREER TRANSACTIONS

2021 - Selected by Green Bay Packers in the first round (29th overall) of '21 NFL Draft, April 29...Signed rookie contract, June 2.

2021 GXG REGULAR SEASON (PACKERS)

DATE	OPPONENT	P/S	TK	S	A	SK	YDS	INT	PD	FF	FR	TD
09/12	at Saints	P	0	0	0.0	0.0	0	1	0	0	0	0
09/20	Lions	P	1	1	0.0	0.0	0	2	0	0	0	0
09/26	at 49ers	S	5	1	4.0	0.0	0	1	0	0	0	0
10/03	Steelers	S	8	8	0.0	0.0	1	2	0	0	0	0
10/10	at Bengals	S	4	3	1.0	0.0	0	1	0	0	0	0
10/17	at Bears	S	3	2	1.0	0.0	0	0	0	0	0	0
10/24	Washington	S	3	3	0.0	0.0	0	1	0	0	0	0
10/28	at Cardinals	S	6	5	1.0	0.0	0	0	0	0	0	0
11/07	at Chiefs	DID NOT PLAY (NON-INJURY)										
11/14	Seahawks	S	1	0	1.0	0.0	0	1	0	0	0	0
11/21	at Vikings	S	4	3	1.0	0.0	0	0	0	0	0	0
11/28	Rams	S	3	3	0.0	0.0	0	2	0	0	0	0
12/12	Bears	S	2	2	0.0	0.0	0	1	0	0	0	0
12/19	at Ravens	S	7	7	0.0	0.0	0	1	0	0	0	0
12/25	Browns	S	2	0	2.0	0.0	0	1	0	0	0	0
2021 TOTALS		14-12	49	38	11	0	0	0	1	14	0	0

CHANDON SULLIVAN

39

CORNERBACK
GEORGIA STATE

Fourth NFL Season | Third Packers Season



Ht: 5-11 | Wt: 189 | Born: August 7, 1996 | NFL Games Played/Started: 52/20 | Acquired: FA-19

AT A GLANCE

- » Saw action in all 16 regular-season contests for the Packers in 2020 for the second straight season and set career highs in games started (10), tackles (40) and solo tackles (31) while also scoring his first touchdown. Also started both postseason contests and tied for the team lead with nine solo tackles and finished tied for No. 2 on the Packers with 12 total tackles.
- » Played in all 16 regular-season games in 2019 for Green Bay, seeing time on defense and special teams, and started one of two playoff games he appeared in.
- » In 2019, he posted 26 tackles (17 solo), an interception, a forced fumble, a QB hit and eight passes defended on defense while returning three kickoffs for 48 yards (16.0 avg.) and adding two tackles on special teams.
- » Originally entered the NFL as an undrafted free agent with Philadelphia in 2018 and spent the first seven weeks of the 2018 season on the Eagles' practice squad before being promoted to the active roster on Oct. 26, where he would appear in five games with one start.

2021 SEASON: Has played in all 15 games with nine starts and has posted 25 tackles (19 solo), a career-high three INTs, four PDs and a TFL...Is No. 2 on the team in INTs...**At New Orleans (Sept. 12):** Played 35 defensive snaps and logged one solo tackle...**Vs. Detroit (Sept. 20):** Played on 18 defensive snaps and had one assisted tackle...**At San Francisco (Sept. 26):** Played on 44 defensive snaps, recording a PD...**Vs. Pittsburgh (Oct. 3):** Started as the third CB and played 50 snaps, totaling three tackles (two solo)...**At Cincinnati (Oct. 10):** Started and played on 58 snaps, logging two tackles (both solo) and also had a special teams tackle...**At Chicago (Oct. 17):** Played on 46 defensive snaps...**Vs. Washington (Oct. 24):** Started and played on 61 snaps, recording his first INT of the season where he picked off Washington QB Taylor Heinicke in the fourth quarter (third INT of his career). Finished the game with four solo tackles, a PD and an INT...**At Arizona (Oct. 28):** Started as the third CB, playing on all 59 snaps and recording a tackle...**At Kansas City (Nov. 7):** Started as the third CB and recorded a season- best five tackles (four solo) and a TFL...**Vs. Seattle (Nov. 14):** Recorded two solo tackles, playing all 61 snaps...**At Minnesota (Nov. 21):** Logged one solo tackle on 41 snaps...**Vs. L.A. Rams (Nov. 28):** Started and played on all 62 snaps...**Vs. Chicago (Dec. 12):** Started and played on 56 snaps, logging his second INT of the season (career high), a PD and two tackles (one solo)...**At Baltimore (Dec. 19):** Played on 56 defensive snaps and recorded two tackles (both solo)...**Vs. Cleveland (Dec. 25):** Recorded his third INT of the season, picking off Baker Mayfield in the first quarter as Cleveland threatened at the Green Bay 24-yard line. Played on 50 snaps, logging a tackle, an INT and a PD.

REGULAR-SEASON COMPARISON: DEFENSIVE - MINNESOTA VIKINGS

DATE	OPP	W/L	GP/GS	TACKLES							MISC					
				TOT	SOLO	ASST	SACK	YDS.	INT	TFL	PD	QBH	TD	FF	FR	
12/23/19	GB @ MIN	W	P	0	0	0	0.0	0.0	0	0	1	0	0	0	0	
9/13/20	GB @ MIN	W	P	2	1	1	0.0	0.0	0	0	0	0	0	0	0	
11/1/20	GB vs. MIN	L	P	1	1	0	0.0	0.0	0	0	0	0	0	0	0	
11/21/21	GB @ MIN	L	P	1	1	0	0.0	0.0	0	0	0	0	0	0	0	
TOTALS				2/2	4/0	4	3	1	0.0	0.0	0	1	0	0	0	0

CHANDON SULLIVAN'S NFL REGULAR-SEASON DEFENSIVE STATISTICS

YEAR	TEAM	GP	GS	TACKLES							INTERCEPTIONS							ST			MISC										
				TFL	YDS	SK	YDS	QBH	NO	YDS	LG	TD	PD	FF	FR	TD	YDS	TK	S	A	FF	FR	S	A							
2018	Eagles	5	1	7	7	0	0	0.0	0.0	0	0	0	0	0	0	0	0	0	0	0	0	0	0	0	0	0	0	0	0	0	
2019	Packers	16	0	28	26	2	0	0.0	0.0	0	1	7	7	0	6	1	0	0	0	0	2	1	1	0	0	0	0	0	0	0	
2020	Packers	16	10	40	31	9	0	0.0	0.0	0	1	7	7	1	6	0	0	0	0	1	1	0	0	0	0	0	0	0	0	0	
2021	Packers	15	9	25	19	6	1	4	0.0	0.0	0	3	14	13	0	4	0	0	0	0	1	1	0	0	0	0	0	0	0	0	
NFL TOTALS		52	20	100	83	17	1	4	0.0	0.0	1	5	28	13	1	16	1	0	0	0	4	3	1	0	0	0	0	0	0	0	0

CHANDON SULLIVAN'S NFL POSTSEASON DEFENSIVE STATISTICS

YEAR	TEAM	GP	GS	TACKLES							INTERCEPTIONS							ST			MISC										
				TFL	YDS	SK	YDS	QBH	NO	YDS	LG	TD	PD	FF	FR	TD	YDS	TK	S	A	FF	FR	S	A							
2019	Packers	2	1	1	1	0	0	0.0	0.0	0	0	0	0	0	0	0	0	0	0	0	0	0	0	0	0	0	0	0	0	0	0
2020	Packers	2	2	12	9	3	0	0.0	0.0	0	0	0	0	0	0	0	0	0	0	0	1	1	0	0	0	0	0	0	0	0	0
NFL TOTALS		4	3	13	10	3	0	0	0.0	0.0	0	0	0	0	0	0	0	0	0	0	1	1	0	0	0	0	0	0	0	0	0

SINGLE-GAME HIGHS: DEFENSIVE

Total Tackles	6 at Chicago Bears, Jan 03, 2021 6 vs. Jacksonville Jaguars, Nov 15, 2020 ...1 more at 6.	Interceptions	1 vs. Chicago Bears, Dec 12, 2021 1 vs. Washington Football Team, Oct 24, 2021 ...2 more at 1.
Passes Defensed	2 vs. Detroit Lions, Sep 20, 2020 2 at Detroit Lions, Dec 29, 2019	Interception Return Yards	7 vs. Detroit Lions, Sep 20, 2020 7 at Dallas Cowboys, Oct 06, 2019
Forced Fumbles	1 vs. Chicago Bears, Dec 15, 2019	Special Teams Tackles	1 at Cincinnati Bengals, Oct 10, 2021 1 vs. Carolina Panthers, Dec 19, 2020 ...2 more at 1.
Tackles For Loss	1 at Kansas City Chiefs, Nov 07, 2021		

NFL debut: at Jacksonville, 10/28/18



First NFL start: vs. N.Y. Giants, 11/25/18
First NFL interception: at Dallas, 10/6/19 (D.Prescott)
 Touchdowns (1): vs. Detroit, 9/20/20, 7-yard INT return (M.Stafford)

CAREER TRANSACTIONS

2018 - Selected by Philadelphia Eagles as undrafted free agent, May 11...Waived by Eagles, Sept. 2...Signed by Eagles to practice squad, Sept. 2...Signed from practice squad to active roster, Oct. 26...Waived by Eagles, Dec. 25...Signed by Eagles to practice squad, Dec. 26.

2019 - Re-signed by Eagles as reserve/future free agent, Jan. 14...Waived by Eagles, May 2...Signed by Green Bay Packers as free agent, May 6.

2021 GYG REGULAR SEASON (PACKERS)

DATE	OPPONENT	P/S	TK	S	A	SK	YDS	INT	PD	FF	FR	TD
09/12	at Saints	P	1	1	0	0.0	0.0	0	0	0	0	0
09/20	Lions	P	1	0	1	0.0	0.0	0	0	0	0	0
09/26	at 49ers	P	0	0	0	0.0	0.0	0	1	0	0	0
10/03	Steelers	S	3	2	1	0.0	0.0	0	0	0	0	0
10/10	at Bengals	S	2	2	0	0.0	0.0	0	0	0	0	0
10/17	at Bears	P	0	0	0	0.0	0.0	0	0	0	0	0
10/24	Washington	S	4	4	0	0.0	0.0	1	1	0	0	0
10/28	at Cardinals	S	1	0	1	0.0	0.0	0	0	0	0	0
11/07	at Chiefs	S	5	4	1	0.0	0.0	0	0	0	0	0
11/14	Seahawks	S	2	2	0	0.0	0.0	0	0	0	0	0
11/21	at Vikings	P	1	1	0	0.0	0.0	0	0	0	0	0
11/28	Rams	S	0	0	0	0.0	0.0	0	0	0	0	0
12/12	Bears	S	2	1	1	0.0	0.0	1	1	0	0	0
12/19	at Ravens	P	2	2	0	0.0	0.0	0	0	0	0	0
12/25	Browns	S	1	0	1	0.0	0.0	1	1	0	0	0
2021 TOTALS		15-9	25	19	6	0.0	0.0	3	4	0	0	0

TY SUMMERS

44

LINEBACKER
TCU

Third NFL Season | Third Packers Season



Ht: 6-1 | Wt: 241 | Born: December 31, 1995 | NFL Games Played/Started: 46/1 | Acquired: D7-19

AT A GLANCE

- » Played in all 32 regular-season games (one start) and all four postseason contests in 2019-20, contributing on defense (27 total tackles, 19 solo) and special teams (16 tackles) during the regular season.
- » Lead the Packers with 12 special teams tackles in 2020.
- » Joined LB Rashan Gary and G Elgton Jenkins as the only Green Bay rookies to play in all 16 games and both postseason contests in 2019.
- » Played in 51 games with 32 starts for TCU (2014-18) and recorded 319 tackles (168 solo), the second most by a Horned Frog in the first 18 seasons of the tenure of head coach Gary Patterson.
- » Tallied 14 games with 10-plus tackles from 2015-18, ranking No. 3 in the Big 12 over that time span (Kansas LB Joe Dineen, 22, and TCU LB Travin Howard, 17), according to sports-reference.com.

2021 SEASON: Has played in all 14 games, logging four tackles (all solo) on defense and five tackles and a FR on special teams...Was placed on injured reserve on Dec. 24 prior to Week 16 vs. Cleveland...Was placed on the reserve/COVID-19 list in Dec. 27...**At New Orleans (Sept. 12):** Appeared on 21 special teams snaps, tied for the team high and logged a special teams tackle...**Vs. Detroit (Sept. 20):** Played 18 special teams snaps with an assisted special teams tackle...**At San Francisco (Sept. 26):** Appeared on 20 defensive snaps, filling in for the injured Krys Barnes (concussion) and had three tackles (all solo)...**Vs. Pittsburgh (Oct. 3):** Played on nine defensive snaps and 17 special teams snaps, recording one solo tackle...**At Cincinnati (Oct. 10):** Played on 22 special teams snaps...**At Chicago (Oct. 17):** Played on 16 special teams snaps...**Vs. Washington (Oct. 24):** Played on 14 special teams snaps...**At Arizona (Oct. 28):** Recovered a fumble (first of NFL career) on a muffed punt from Arizona returner Rondale Moore at Arizona's 3-yard line. The turnover led to a Green Bay field goal...**At Kansas City (Nov. 7):** Played on 18 special teams snaps...**Vs. Seattle (Nov. 14):** Played on 13 special teams snaps and logged a tackle...**At Minnesota (Nov. 21):** Played on 22 special teams snaps...**Vs. L.A. Rams (Nov. 28):** Played on 28 special teams snaps...**Vs. Chicago (Dec. 12):** Appeared on 28 special teams snaps and logged a tackle...**At Baltimore (Dec. 19):** Played on 15 special teams snaps.

TY SUMMERS' NFL REGULAR-SEASON DEFENSIVE STATISTICS

YEAR	TEAM	GP	TACKLES										INTERCEPTIONS							ST			MISC					
			GS	TK	S	A	TFL	YDS	SK	YDS	QBH	NO	YDS	LG	TD	PD	FF	FR	TD	YDS	TK	S	A	FF	FR	S	A	
2019	Packers	16	0	0	0	0	0	0	0	0	0	0	0	0	0	0	0	0	0	0	0	4	2	2	0	0	0	0
2020	Packers	16	1	27	19	8	0	0	0	0	0	0	0	0	1	0	0	0	0	0	12	8	4	0	0	0	0	0
2021	Packers	14	0	4	4	0	0	0	0	0	0	0	0	0	0	0	0	0	0	5	4	1	0	1	0	0	0	
NFL TOTALS		46	1	31	23	8	0	0	0	0	0	0	0	0	1	0	0	0	0	21	14	7	0	1	0	0	0	

TY SUMMERS' NFL POSTSEASON DEFENSIVE STATISTICS

YEAR	TEAM	GP	TACKLES										INTERCEPTIONS							ST			MISC					
			GS	TK	S	A	TFL	YDS	SK	YDS	QBH	NO	YDS	LG	TD	PD	FF	FR	TD	YDS	TK	S	A	FF	FR	S	A	
2019	Packers	2	0	0	0	0	0	0	0	0	0	0	0	0	0	0	0	0	0	2	0	2	0	0	0	0	0	0
2020	Packers	2	0	2	2	0	1	1	0	0	0	0	0	0	0	0	0	0	0	1	1	0	0	0	0	0	0	0
NFL TOTALS		4	0	2	2	0	1	1	0	0	0	0	0	0	0	0	0	0	0	3	1	2	0	0	0	0	0	

SINGLE-GAME HIGHS: DEFENSIVE

Total Tackles 9 at New Orleans Saints, Sep 27, 2020
7 vs. Atlanta Falcons, Oct 05, 2020
Passes Defensed 1 vs. Tennessee Titans, Dec 27, 2020

Special Teams Tackles 3 vs. Carolina Panthers, Dec 19, 2020
2 vs. Tennessee Titans, Dec 27, 2020
...1 more at 2.

NFL debut: at Chicago, 9/5/19
First NFL start: vs. Atlanta, 10/5/20

CAREER TRANSACTIONS

2019 - Selected by Green Bay Packers in the seventh round (226th overall) of '19 NFL Draft, April 27...Signed first contract, May 3.

2021 GXG REGULAR SEASON (PACKERS)

DATE	OPPONENT	P/S	TK	S	A	SK	YDS	INT	PD	FF	FR	TD
09/12	at Saints	P	0	0	0	0	0.0	0	0	0	0	0
09/20	Lions	P	0	0	0	0	0.0	0	0	0	0	0
09/26	at 49ers	P	3	3	0	0	0.0	0	0	0	0	0
10/03	Steelers	P	1	1	0	0	0.0	0	0	0	0	0
10/10	at Bengals	P	0	0	0	0	0.0	0	0	0	0	0
10/17	at Bears	P	0	0	0	0	0.0	0	0	0	0	0
10/24	Washington	P	0	0	0	0	0.0	0	0	0	0	0
10/28	at Cardinals	P	0	0	0	0	0.0	0	0	0	0	0
11/07	at Chiefs	P	0	0	0	0	0.0	0	0	0	0	0
11/14	Seahawks	P	0	0	0	0	0.0	0	0	0	0	0
11/21	at Vikings	P	0	0	0	0	0.0	0	0	0	0	0
11/28	Rams	P	0	0	0	0	0.0	0	0	0	0	0
12/12	Bears	P	0	0	0	0	0.0	0	0	0	0	0
12/19	at Ravens	P	0	0	0	0	0.0	0	0	0	0	0
12/25	Browns											
INJURED RESERVE												
2021 TOTALS		14-0	4	4	0	0	0.0	0	0	0	0	0

MALIK TAYLOR

86

WIDE RECEIVER
FERRIS STATE

Second NFL Season | Second Packers Season



Ht: 6-1 | Wt: 220 | Born: December 21, 1995 | NFL Games Played/Started: 25/1 | Acquired: FA-19

AT A GLANCE

- » Appeared in 15 games with one start in 2020, posting five receptions for 66 yards (13.2 avg.) and a TD, one carry for 9 yards, three tackles on special teams and nine kickoff returns for 167 yards (18.6 avg.).
- » With injuries to WRs Davante Adams and Allen Lazard, made his first career start in Week 4 vs. Atlanta, posting a 20-yard reception on a fourth down to set up a Green Bay TD late in the first half.
- » Spent the entire 2019 season on Green Bay's practice squad. Originally signed with the Packers on July 7, 2019, after a brief stint with Tampa Bay in May 2019 as an undrafted free agent.
- » Played in 45 games with 30 starts at Ferris State (2015-18) and posted 121 receptions for 2,091 yards (17.3 avg.) and 12 TDs, finishing his career ranked No. 7 in school history in receiving yards.
- » Earned first-team All-Great Lakes Interscholastic Athletic Conference honors as a junior in 2017 after he led the team in receptions (61), receiving yards (906) and receiving TDs (six) as the Bulldogs advanced to the NCAA Super Region 3 Championship.
- » Posted 47 receptions for a career-high and team-leading 1,017 yards (21.6 avg.) and five TDs as a sophomore in 2016 for a Ferris State team that advanced to the national semifinals.

2021 SEASON: Has appeared in 10 games and has registered two receptions for 14 yards (7.0 avg.), five kickoff returns for 97 yards (19.4 avg.) and two tackles on special teams...Was played on the reserve/COVID-19 list on Oct. 15 and was sidelined for two contests (Weeks 6-7) before being activated on Oct. 28...Was also inactive (abdomen) in Weeks 11-12...Was placed on injured reserve (shoulder) on Dec. 24...**At New Orleans (Sept. 12):** Appeared on 15 snaps on offense and hauled in two passes for 14 yards (7.0 avg.). Also played 15 snaps on special teams...**Vs. Detroit (Sept. 20):** Appeared on three plays on offense and 14 on special teams...**At San Francisco (Sept. 26):** Played two snaps on offense and 17 on special teams...**Vs. Pittsburgh (Oct. 3):** Appeared on 14 plays on special teams...**At Cincinnati (Oct. 10):** Played four snaps on offense and posted a tackle in 18 snaps of action on special teams...**At Arizona (Oct. 28):** Appeared on five plays on offense and 15 on special teams, recording a tackle...**At Kansas City (Nov. 7):** Played 15 snaps on special teams, returning two kickoffs for 45 yards (22.5 avg.)...**Vs. Seattle (Nov. 14):** Handled kickoff-return duties for the second straight week, posting a season-long 32-yard return...**At Minnesota (Nov. 21):** Inactive (abdomen)...**Vs. L.A. Rams (Nov. 28):** Inactive (abdomen)...**Vs. Chicago (Dec. 12):** Appeared on one play on offense and seven on special teams...**At Baltimore (Dec. 19):** Posted a 20-yard kickoff return.

REGULAR-SEASON COMPARISON: RECEIVING - MINNESOTA VIKINGS

DATE	DPP	W/L	GP/GS	REC	YDS.	AVG.	TD	LG	TGTS	YAC
11/1/20	GB vs. MIN	L	P	1	26	26.0	0	26	1	7
TOTALS		0/1	1/0	1	26	26.0	0	26	1	7

MALIK TAYLOR'S NFL REGULAR-SEASON RUSHING/RECEIVING STATISTICS

DATE	TEAM	GP	GS	RECEIVING					RUSHING				
				NO.	YDS.	AVG.	LG	TD	NO.	YDS.	AVG.	LG	TD
2020	Packers	15	1	5	66	13.2	26	1	1	9	9.0	9	0
2021	Packers	10	0	2	14	7.0	7	0	0	0	0.0	0	0
NFL TOTALS		25	1	7	80	11.4	26	1	1	9	9.0	9	0

MALIK TAYLOR'S NFL POSTSEASON RUSHING/RECEIVING STATISTICS

DATE	TEAM	GP	GS	RECEIVING					RUSHING				
				NO.	YDS.	AVG.	LG	TD	NO.	YDS.	AVG.	LG	TD
2020	Packers	2	0	0	0	0.0	0	0	0	0	0.0	0	0
NFL TOTALS		2	0	0	0	0.0	0	0	0	0	0.0	0	0

MALIK TAYLOR'S NFL REGULAR-SEASON RETURN STATISTICS

DATE	TEAM	KICKOFF RETURNS					PUNT RETURNS					
		RET.	YDS.	AVG.	LG	TD	NO.	FC	YDS.	AVG.	LG	TD
2020	Packers	9	167	18.6	24	0	0	0	0	0.0	0	0
2021	Packers	5	97	19.4	32	0	1	0	0	0.0	0	0
NFL TOTALS		14	264	18.9	32	0	1	0	0	0.0	0	0

MALIK TAYLOR'S NFL POSTSEASON RETURN STATISTICS

DATE	TEAM	KICKOFF RETURNS					PUNT RETURNS					
		RET.	YDS.	AVG.	LG	TD	NO.	FC	YDS.	AVG.	LG	TD
2020	Packers	2	43	21.5	26	0	0	0	0	0.0	0	0
NFL TOTALS		2	43	21.5	26	0	0	0	0	0.0	0	0

SINGLE-GAME HIGHS: RUSHING/RECEIVING

Rush Attempts 1 at San Francisco 49ers, Nov 05, 2020
Rushing Yards 9 at San Francisco 49ers, Nov 05, 2020
Longest Runs 9 at San Francisco 49ers, Nov 05, 2020
Receptions 2 at New Orleans Saints, Sep 12, 2021
 2 at Houston Texans, Oct 25, 2020
Receiving Yards 26 vs. Minnesota Vikings, Nov 01, 2020
 20 vs. Atlanta Falcons, Oct 05, 2020
Longest Receptions 26 vs. Minnesota Vikings, Nov 01, 2020
 20 vs. Atlanta Falcons, Oct 05, 2020
Receiving TDs 1 at Houston Texans, Oct 25, 2020
All-Purpose Yards 79 at Chicago Bears, Jan 03, 2021
 59 vs. Philadelphia Eagles, Dec 06, 2020

Kickoff Returns 4 at Chicago Bears, Jan 03, 2021
 2 at Kansas City Chiefs, Nov 07, 2021
 ...2 more at 2.
Kickoff Return Yards 79 at Chicago Bears, Jan 03, 2021
 45 at Kansas City Chiefs, Nov 07, 2021
 ...1 more at 45.
Longest Kickoff Return 32 vs. Seattle Seahawks, Nov 14, 2021
 26 at Kansas City Chiefs, Nov 07, 2021
Special Teams Tackles 1 at Arizona Cardinals, Oct 28, 2021
 1 at Cincinnati Bengals, Oct 10, 2021
 ...3 more at 1.
Miscellaneous Tackles 1 vs. Minnesota Vikings, Nov 01, 2020
Most TDs 1 at Houston Texans, Oct 25, 2020
Kickoff Return Average 19.8 at Chicago Bears, Jan 03, 2021

NFL debut: at Minnesota, 9/13/20

First NFL start: vs. Atlanta, 10/5/20

First NFL reception: vs. Atlanta, 10/5/20 (20 yards, A.Rodgers)

First NFL TD reception: at Houston, 10/25/20 (1 yards, A.Rodgers)

CAREER TRANSACTIONS

2019 - Signed by Tampa Bay Buccaneers as undrafted free agent, May 10...Waived by Buccaneers, May 13...Signed by Green Bay Packers, July 7...Waived by Packers, Aug. 31...Signed by Packers to practice squad, Sept. 1.
 2020 - Re-signed by Packers as exclusive-rights free agent, May 21.

2021 GXG REGULAR SEASON (PACKERS)

DATE	OPPONENT	P/S	RECEIVING				RUSHING					
			NO.	YDS.	AVG.	LG	TD	NO.	YDS.	AVG.	LG	TD
09/12	at Saints	P	2	14	7.0	7	0	0	0	0.0	0	0
09/20	Lions	P	0	0	0.0	0	0	0	0	0.0	0	0
09/26	at 49ers	P	0	0	0.0	0	0	0	0	0.0	0	0
10/03	Steelers	P	0	0	0.0	0	0	0	0	0.0	0	0
10/10	at Bengals	P	0	0	0.0	0	0	0	0	0.0	0	0
10/17	at Bears							RESERVE/COVID-19				
10/24	Washington							RESERVE/COVID-19				
10/28	at Cardinals	P	0	0	0.0	0	0	0	0	0.0	0	0
11/07	at Chiefs	P	0	0	0.0	0	0	0	0	0.0	0	0
11/14	Seahawks	P	0	0	0.0	0	0	0	0	0.0	0	0
11/21	at Vikings							ON INACTIVE LIST				
11/28	Rams							ON INACTIVE LIST				
12/12	Bears	P	0	0	0.0	0	0	0	0	0.0	0	0
12/19	at Ravens	P	0	0	0.0	0	0	0	0	0.0	0	0
12/25	Browns							INJURED RESERVE				
2021 TOTALS		10-0	2	14	7.0	7	0	0	0	0.0	0	0

PATRICK TAYLOR

27

RUNNING BACK
MEMPHIS

First NFL Season | First Packers Season



Ht: 6-2 | Wt: 217 | Born: April 29, 1998 | NFL Games Played/Started: 7/0 | Acquired: FA-20

AT A GLANCE

- Spent the entire 2020 season on the reserve/non-football injury list. Originally signed with the Packers as an undrafted free agent on April 30, 2020.
- Played in 45 games with four starts at Memphis and finished his career with 2,884 rushing yards and 36 TDs on 536 carries (5.4 avg.).
- Finished his career ranked No. 3 in school history in rushing yards, tied for No. 2 in rushing TDs, No. 4 in carries, tied for No. 5 in yards per carry and No. 5 in all-purpose yards (3,322).

2021 SEASON: Has appeared in seven games and has posted six carries for 18 yards (3.0 avg.)...Was signed to the active roster on Nov. 4 after spending the first eight games on the Packers' practice squad...**At Kansas City (Nov. 7):** Made his NFL debut, appearing on eight plays on special teams...**vs. Seattle (Nov. 14):** Played three snaps on offense and one on special teams and posted the first carries of his NFL career, picking up 7 yards on two attempts (3.5 avg.) in the fourth quarter...**At Minnesota (Nov. 21):** Appeared on 15 plays on offense, carrying the ball four times for 11 yards (2.8 avg.)...**vs. L.A. Rams (Nov. 28):** Played four snaps on special teams...**vs. Chicago (Dec. 12):** Appeared on two plays on offense and 15 on special teams...**At Baltimore (Dec. 19):** Appeared on four plays on special teams...**vs. Cleveland (Dec. 25):** Appeared on five plays on special teams.

PATRICK TAYLOR'S NFL REGULAR-SEASON RUSHING/RECEIVING STATISTICS

DATE	TEAM	GP	GS	RUSHING					RECEIVING				
				NO.	YDS.	AVG.	LG	TD	NO.	YDS.	AVG.	LG	TD
2021	Packers	7	0	6	18	3.0	5	0	0	0	0.0	0	0
NFL TOTALS		7	0	6	18	3.0	5	0	0	0	0.0	0	0

SINGLE-GAME HIGHS: RUSHING/RECEIVING

Rush Attempts 4 at Minnesota Vikings, Nov 21, 2021
2 vs. Seattle Seahawks, Nov 14, 2021
Rushing Yards 11 at Minnesota Vikings, Nov 21, 2021
7 vs. Seattle Seahawks, Nov 14, 2021

Longest Runs 5 at Minnesota Vikings, Nov 21, 2021
5 vs. Seattle Seahawks, Nov 14, 2021
All-Purpose Yards 11 at Minnesota Vikings, Nov 21, 2021
7 vs. Seattle Seahawks, Nov 14, 2021

2021 GXG REGULAR SEASON (PACKERS)

DATE	OPPONENT	P/S	RUSHING					RECEIVING				
			NO.	YDS.	AVG.	LG	TD	NO.	YDS.	AVG.	LG	TD
09/12	at Saints											
09/20	Lions											
09/26	at 49ers											
10/03	Steelers											
10/10	at Bengals											
10/17	at Bears											
10/24	Washington											
10/28	at Cardinals											
11/07	at Chiefs	P	0	0	0.0	0	0	0	0	0.0	0	0
11/14	Seahawks	P	2	7	3.5	5	0	0	0	0.0	0	0
11/21	at Vikings	P	4	11	2.8	5	0	0	0	0.0	0	0
11/28	Rams	P	0	0	0.0	0	0	0	0	0.0	0	0
12/12	Bears	P	0	0	0.0	0	0	0	0	0.0	0	0
12/19	at Ravens	P	0	0	0.0	0	0	0	0	0.0	0	0
12/25	Browns	P	0	0	0.0	0	0	0	0	0.0	0	0
2021 TOTALS		7-0	6	18	3.0	5	0	0	0	0.0	0	0

ROBERT TONYAN

85

TIGHT END
INDIANA STATE

Fourth NFL Season | Fourth Packers Season



Ht: 6-5 | Wt: 240 | Born: April 30, 1994 | NFL Games Played/Started: 51/15 | Acquired: FA-17

AT A GLANCE

- » Last name is pronounced TUN-yin.
- » Tied the single-season franchise record (Paul Coffman, 1984) for the most TD receptions by a tight end with 11 last season, which was also tied with Chiefs TE Travis Kelce for the league lead among TEs.
- » Became the first Green Bay TE to lead the NFL in TD receptions since Bubba Franks in 2002 (tied for No. 1 with seven).
- » Posted career highs for receptions (52) and receiving yards (586) in 2020, joining Coffman (54-814-11 in 1983) as the only TEs in team history to register 45-plus catches, 500-plus receiving yards and nine-plus receiving TDs in a season.
- » Registered a TD catch in five straight games last season (Weeks 11-15), the longest streak by a TE in franchise history.
- » Joined the Packers in December 2017 and spent the final four weeks that season on Green Bay's practice squad. Originally entered the NFL with the Detroit Lions in May 2017 as an undrafted free agent.
- » Played WR for his final three seasons at Indiana State, where he finished as the school's leader in career TD receptions (20), single-season TD receptions (10, 2016) and most consecutive games with a reception (21, 2015-16).

2021 SEASON: Has played in all eight games with five starts and has posted 18 receptions for 204 yards (11.3 avg.) and two TDs...Was placed on injured reserve (knee) on Nov. 1...**At New Orleans (Sept. 12):** Appeared on 28 plays on offense and posted two receptions for 8 yards (4.0 avg.)...**Vs. Detroit (Sept. 20):** Played 28 snaps on offense and posted three receptions for 52 yards (17.3 avg.), highlighted by a 22-yard TD grab early in the third quarter...**At San Francisco (Sept. 26):** Started and played 46 of 63 snaps, hauling in a 6-yard reception and also drawing a 24-yard pass interference on LB Fred Warner to convert a third down late in the third quarter on a drive capped off by a WR Marquez Valdes-Scantling TD catch...**Vs. Pittsburgh (Oct. 3):** Started and played 56 of 72 snaps, posting two receptions for 8 yards (4.0 avg.)...**At Cincinnati (Oct. 10):** Started and played 38 of 64 snaps, hauling in one pass for 8 yards (8.0 avg.)...**At Chicago (Oct. 17):** Started and played 37 snaps, recording two catches for 10 yards (5.0 avg.)...**Vs. Washington (Oct. 24):** Started and played 38 snaps, finishing with a season-high four receptions for a season-best 63 yards (15.8 avg.) and a TD. Early in the third quarter, made a 20-yard TD grab to give the Packers a 21-7 lead...**At Arizona (Oct. 28):** Played 35 snaps and hauled in three passes for 49 yards (16.3 avg.), highlighted by a 33-yard grab to the Arizona 21 late in the third quarter that helped set up a 6-yard TD pass from QB Aaron Rodgers to WR Randall Cobb five plays later. Sustained a significant knee injury on the 33-yard catch and did not return.

REGULAR-SEASON COMPARISON: RECEIVING - MINNESOTA VIKINGS

DATE	OPP	W/L	GP/GS	REC	YDS.	AVG.	TD	LG	TGTS	YAC	
11/1/20	GB vs. MIN	L	S	5	79	15.8	0	45	7	28	
TOTALS			0/1	1/1	5	79	15.8	0	45	7	28

ROBERT TONYAN'S NFL REGULAR-SEASON RECEIVING STATISTICS

RECEIVING									
DATE	TEAM	GP	GS	NO.	YDS.	AVG.	LG	TD	
2018	Packers	16	1	4	77	19.3	54t	1	
2019	Packers	11	1	10	100	10.0	28	1	
2020	Packers	16	8	52	586	11.3	45	11	
2021	Packers	8	5	18	204	11.3	33	2	
NFL TOTALS		51	15	84	967	11.5	54t	15	

ROBERT TONYAN'S NFL POSTSEASON RECEIVING STATISTICS

RECEIVING									
DATE	TEAM	GP	GS	NO.	YDS.	AVG.	LG	TD	
2019	Packers	2	0	0	0	0.0	0	0	
2020	Packers	2	0	8	82	10.3	33	1	
NFL TOTALS		4	0	8	82	10.3	33	1	

SINGLE-GAME HIGHS: RECEIVING

Receptions	6 vs. Atlanta Falcons, Oct 05, 2020 5 at Detroit Lions, Dec 13, 2020 ...4 more at 5.	All-Purpose Yards	98 vs. Atlanta Falcons, Oct 05, 2020 79 vs. Minnesota Vikings, Nov 01, 2020 7 at Chicago Bears, Dec 16, 2018
Receiving Yards	98 vs. Atlanta Falcons, Oct 05, 2020 79 vs. Minnesota Vikings, Nov 01, 2020 54t at Seattle Seahawks, Nov 15, 2018	Special Teams Tackles	3 vs. Atlanta Falcons, Oct 05, 2020
Longest Receptions	45 vs. Minnesota Vikings, Nov 01, 2020 45 vs. Atlanta Falcons, Oct 05, 2020	Most TDs	1 vs. Washington Football Team, Oct 24, 2021 ...11 more at 1.
Receiving TDs	3 vs. Atlanta Falcons, Oct 05, 2020 1 vs. Washington Football Team, Oct 24, 2021 ...11 more at 1.	Receiving Average	17.3 vs. Detroit Lions, Sep 20, 2021 16.3 at Arizona Cardinals, Oct 28, 2021 ...1 more at 16.3.

NFL debut: vs. Chicago, 9/9/18

First NFL start: vs. Detroit, 12/30/18

First NFL reception/touchdown: at Seattle, 11/15/18 (54 yards, A.Rodgers)

CAREER TRANSACTIONS

2017 - Signed by Detroit Lions as undrafted free agent, May 16...Waived by Lions, Sept. 2...Signed by Green Bay Packers to practice squad, Dec. 5.

2018 - Re-signed by Packers as reserve/future free agent, Jan. 2.

2019 - Re-signed by Packers as exclusive-rights free agent, April 8.

2020 - Re-signed by Packers as exclusive-rights free agent, April 24.

2021 - Re-signed by Packers as restricted free agent, May 27.

2021 GXG REGULAR SEASON (PACKERS)

		RECEIVING					
DATE	OPPONENT	P/S	NO.	YDS.	AVG.	LG	TD
09/12	at Saints	P	2	8	4.0	5	0
09/20	Lions	P	3	52	17.3	22t	1
09/26	at 49ers	S	1	6	6.0	6	0
10/03	Steelers	S	2	8	4.0	6	0
10/10	at Bengals	S	1	8	8.0	8	0
10/17	at Bears	S	2	10	5.0	6	0
10/24	Washington	S	4	63	15.8	25	1
10/28	at Cardinals	P	3	49	16.3	33	0
11/07	at Chiefs						INJURED RESERVE
11/14	Seahawks						INJURED RESERVE
11/21	at Vikings						INJURED RESERVE
11/28	Rams						INJURED RESERVE
12/12	Bears						INJURED RESERVE
12/19	at Ravens						INJURED RESERVE
12/25	Browns						INJURED RESERVE
2021 TOTALS		8-5	18	204	11.3	33	2

BILLY TURNER

77

GUARD/TACKLE
NORTH DAKOTA STATE

Eighth NFL Season | Third Packers Season



Ht: 6-5 | Wt: 310 | Born: October 17, 1991 | NFL Games Played/Started: 83/68 | Acquired: UFA (Den.)-19

AT A GLANCE

- Has played in 83 games with 68 starts during his career and has started games at four different positions (34 at right guard, 21 at right tackle, eight at left guard, five at left tackle).
- Helped the Packers rank tied for No. 2 in the NFL in sacks allowed (21) in 2020, the fourth fewest by Green Bay in a 16-game season, and was part of a line that allowed one sack or zero sacks in a league-best 13 games.
- Started a career-high 16 games for Green Bay in 2019, opening every game at RG in his first season with the Packers. Appeared on 99.8 percent of the offensive snaps, the highest percentage on the team in '19.
- Appeared in 20 games with 11 starts for Denver from 2016-18, including 16 games played with 11 starts for the Broncos in 2018.
- Played in 20 games with 14 starts for the Miami Dolphins from 2014-16, including a 2015 campaign that saw him start 12 games (all at RG).
- Was selected by the Dolphins in the third round (No. 67 overall) of the 2014 NFL Draft, the highest-drafted offensive lineman to that point out of North Dakota State.

2021 SEASON: Has started all 13 games he has appeared in at RT...**At New Orleans (Sept. 12):** Started at RT and played all 57 snaps...**Vs. Detroit (Sept. 20):** Started at RT and played all 65 snaps, protecting QB Aaron Rodgers as he connected on 22 of 27 passes for 255 yards and four TDs with no INTs (145.6 rating)...**At San Francisco (Sept. 26):** Started and played all 63 snaps, protecting Rodgers as he was sacked just once on the evening and as he completed 23 of 33 passes for 261 yards and two TDs (113.3 rating)...**Vs. Pittsburgh (Oct. 3):** Started and played all 72 snaps, helping to clear the way for the Packers' season-high 131 rushing yards on 33 carries (4.0 avg.). Protected Rodgers as he threw for 248 yards and two TDs on 20-of-36 passing...**At Cincinnati (Oct. 10):** Started and played all 64 snaps, helping the offense produce a 300-yard passer (Rodgers, 344), a 200-yard receiver (Davante Adams, 206) and a 100-yard rusher (Aaron Jones, 103) in the same game for the first time in team history as the Packers posted a season-high 466 total yards of offense...**At Chicago (Oct. 17):** Started at RT and played all 59 snaps, helping clear the way for the Packers' season-high 154 rushing yards on 31 carries (5.0 avg.). Protected Rodgers as he completed 17 of 23 passes for 195 yards and two TDs (128.0 rating)...**Vs. Washington (Oct. 24):** Started at RT and played all 56 snaps, protecting Rodgers as he threw for 274 yards and three TDs with no INTs (127.6 rating)...**At Arizona (Oct. 28):** Started at RT and played all 73 snaps, protecting Rodgers as he was sacked just once on the evening as the Packers racked up 151 rushing yards on 34 carries (4.4 avg.)...**At Kansas City (Nov. 7):** Started at RT and appeared on all 63 snaps as part of a line that allowed only one sack for the second straight game...**Vs. Seattle (Nov. 14):** Started at RT and played all 74 snaps as the line allowed just one sack for the third consecutive game...**At Minnesota (Nov. 21):** Started at RT and played all 59 snaps, helping the offense rack up a season-high 467 yards of offense as Rodgers connected on 23 of 33 passes for 385 yards and four TDs with no INTs (148.4 rating)...**Vs. L.A. Rams (Nov. 28):** Started at RT and played all 82 snaps, protecting Rodgers as he was sacked just once and threw for 307 yards and two TDs with no INTs...**Vs. Chicago (Dec. 12):** Started at RT, but departed the game in the second quarter after sustaining a knee injury and did not return...**At Baltimore (Dec. 19):** Inactive (knee)...**Vs. Cleveland (Dec. 25):** Inactive (knee).

BILLY TURNER'S NFL REGULAR-SEASON STATISTICS

DATE	TEAM	GP	GS
2014	Dolphins	2	0
2015	Dolphins	13	12
2016	Dolphins	5	2
2016	Broncos	3	0
2016	TOTAL	8	2
2017	Broncos	1	0
2018	Broncos	16	11
2019	Packers	16	16
2020	Packers	14	14
2021	Packers	13	13
NFL TOTALS		83	68

BILLY TURNER'S NFL POSTSEASON STATISTICS

DATE	TEAM	GP	GS
2019	Packers	2	2
2020	Packers	2	2
NFL TOTALS		4	4

NFL debut: vs. Minnesota, 12/21/14
First NFL start: at Tennessee, 10/18/15

CAREER TRANSACTIONS

2014 - Selected by Miami Dolphins in the third round (67th overall) of '14 NFL Draft, May 9...Signed first contract, July 19.
2016 - Waived by Dolphins, Oct. 11...Claimed off waivers by Baltimore Ravens, Oct. 12...Waived by Ravens, Oct. 15...Claimed off waivers by Denver Broncos, Oct. 17.
2017 - Placed on injured reserve (hand), Oct. 17.
2018 - Re-signed by Broncos as unrestricted free agent, March 17.
2019 - Signed by Green Bay Packers as unrestricted free agent, March 14.

MARQUEZ VALDES-SCANTLING

83

WIDE RECEIVER
SOUTH FLORIDA

Fourth NFL Season | Fourth Packers Season



Ht: 6-4 | Wt: 206 | Born: October 10, 1994 | NFL Games Played/Started: 57/38 | Acquired: D5c-18

AT A GLANCE

- » First name is pronounced mar-KWEZ.
- » Led the NFL with an average of 20.9 yards per catch last season (33-690), the first Packer to lead the league in that category (min. two rec. per team game) since WR James Lofton (22.0) in 1984.
- » Has averaged 17.6 yards per catch since entering the league in 2018, No. 3 in the NFL over that span.
- » Ranks No. 1 in the NFL with four TD receptions of 70-plus yards since 2019 (no other player has more than two) and is tied for No. 4 in the league in receptions of 40-plus yards (18) and tied for No. 3 in receiving TDs of 40-plus yards (eight) since 2018.
- » His 15 receptions of 40-plus yards from 2018-20 were the second most by a Packer in his first three seasons among players whose careers began in the last 40 years, trailing only WR Greg Jennings (17).
- » Is one of only three players in franchise history (WR Boyd Dowler and Lofton) to register 25-plus receptions and an average of 15-plus yards per catch in each of his first three NFL seasons.
- » Has three career games with 100-plus receiving yards on three or fewer catches, tied for the most in team history.
- » Posted 38 catches for 581 yards and two TDs in 2018, an average of 15.3 yards per catch that was the top mark posted by a Green Bay rookie (min. 25 rec.) since Lofton (17.8 in 1978).

2021 SEASON: Has appeared in nine games with six starts and has recorded 25 catches for 427 yards (17.1 avg.) and three TDs...Among players with 25-plus receptions, ranks No. 3 in the NFL in yards per catch...Was placed on injured reserve (hamstring) on Oct. 2 and was sidelined for five games (Weeks 4-8) before being activated on Nov. 6...Was placed on reserve/COVID-19 on Dec. 21 and was sidelined vs. Cleveland (Dec. 25)...**At New Orleans (Sept. 12):** Started and played 36 of 57 snaps, posting three receptions for 17 yards (5.7 avg.)...**Vs. Detroit (Sept. 20):** Started and appeared on 43 of 65 snaps...**At San Francisco (Sept. 26):** Started and played 40 of 63 snaps, hauling in three passes for 59 yards (19.7 avg.) and a TD. In the first quarter, came out of the slot and got behind S Jaquiski Tartt to make a 47-yard reception to the San Francisco 19. Early in the fourth quarter, caught a 12-yard TD pass from QB Aaron Rodgers to put the Packers up, 24-14, getting behind CB Deommodore Lenoir to make the grab in the corner of the end zone. Left the game in the fourth quarter (hamstring)...**At Kansas City (Nov. 7):** Played 34 snaps, posting two catches for 19 yards (9.5 avg.)...**Vs. Seattle (Nov. 14):** Played 49 snaps and registered a season-long 41-yard reception on a third down on Green Bay's opening possession...**At Minnesota (Nov. 21):** Started at WR and played 48 of 59 snaps, posting a season-high 123 receiving yards and a TD on four receptions (30.8 avg.). Caught a 75-yard TD pass from Rodgers with 2:08 remaining in the fourth quarter to tie the game at 31, his league-best fourth TD reception of 70-plus yards since 2019. It marked his fifth career 100-yard receiving game on four or fewer catches, the most in the NFL since he entered the league in 2018 and tied for the fourth most by a Packer since 1950 behind only three players with six (Carroll Dale, James Lofton, James Jones)...**Vs. L.A. Rams (Nov. 28):** Started and played 57 snaps, hauling in four passes for 50 yards (12.5 avg.), the first time in his career that he posted four-plus receptions and 50-plus receiving yards in back-to-back games...**Vs. Chicago (Dec. 12):** Started and played 43 snaps, posting three receptions for 20 yards (6.7 avg.)...**At Baltimore (Dec. 19):** Played 41 snaps and led the team with 98 receiving yards and a TD on five catches (19.6 avg.). Caught an 11-yard TD over the middle early in the fourth quarter, the 442nd of Rodgers' career as he tied QB Brett Favre for the all-time franchise record.

REGULAR-SEASON COMPARISON: RECEIVING - MINNESOTA VIKINGS

DATE	OPP	W/L/T	GP/GS	REC	YDS.	AVG.	LG	TD	LG	TGTS	YAC
9/16/18	GB vs. MIN	T	P	1	3	3.0	0	3	1	0	0
11/25/18	GB @ MIN	L	S	1	3	3.0	0	3	2	0	0
9/15/19	GB vs. MIN	W	S	3	19	6.3	0	14	5	8	8
12/23/19	GB @ MIN	W	P	1	6	6.0	0	6	1	5	5
9/13/20	GB @ MIN	W	P	4	96	24.0	1	45t	6	22	22
11/1/20	GB vs. MIN	L	S	1	19	19.0	0	19	1	1	1
11/21/21	GB @ MIN	L	S	4	123	30.8	1	75t	10	56	56
TOTALS			3/3/1	7/4	15	269	17.9	2	75t	26	92

MARQUEZ VALDES-SCANTLING'S NFL REGULAR-SEASON RUSHING/RECEIVING STATISTICS

DATE	TEAM	GP	GS	RECEIVING					RUSHING				
				NO.	YDS.	AVG.	LG	TD	NO.	YDS.	AVG.	LG	TD
2018	Packers	16	10	38	581	15.3	60	2	2	29	14.5	21	0
2019	Packers	16	10	26	452	17.4	74t	2	2	9	4.5	9	0
2020	Packers	16	12	33	690	20.9	78t	6	4	13	3.3	9	0
2021	Packers	9	6	25	427	17.1	75t	3	0	0	0.0	0	0
NFL TOTALS		57	38	122	2,150	17.6	78t	13	8	51	6.4	21	0

MARQUEZ VALDES-SCANTLING'S NFL POSTSEASON RUSHING/RECEIVING STATISTICS

DATE	TEAM	GP	GS	RECEIVING					RUSHING				
				NO.	YDS.	AVG.	LG	TD	NO.	YDS.	AVG.	LG	TD
2019	Packers	2	0	1	8	8.0	8	0	0	0	0.0	0	0
2020	Packers	2	2	8	148	18.5	50t	1	0	0	0.0	0	0
NFL TOTALS		4	2	9	156	17.3	50t	1	0	0	0.0	0	0

SINGLE-GAME HIGHS: RUSHING/RECEIVING

Rush Attempts	2 vs. Arizona Cardinals, Dec 02, 2018 1 at Chicago Bears, Jan 03, 2021 ...5 more at 1.	Longest Receptions	78t vs. Jacksonville Jaguars, Nov 15, 2020 75t at Minnesota Vikings, Nov 21, 2021
Rushing Yards	29 vs. Arizona Cardinals, Dec 02, 2018 9 at Houston Texans, Oct 25, 2020 ...1 more at 9.	Receiving TDs	2 at San Francisco 49ers, Nov 05, 2020 1 at Baltimore Ravens, Dec 19, 2021 ...10 more at 1.
Longest Runs	21 vs. Arizona Cardinals, Dec 02, 2018 9 at Houston Texans, Oct 25, 2020 ...1 more at 9.	All-Purpose Yards	149 vs. Jacksonville Jaguars, Nov 15, 2020 133 vs. Oakland Raiders, Oct 20, 2019
Receptions	7 at Detroit Lions, Oct 07, 2018 6 at Detroit Lions, Dec 13, 2020 ...2 more at 6.	Receiving Average	37.3 vs. Jacksonville Jaguars, Nov 15, 2020 34.3 vs. San Francisco 49ers, Oct 15, 2018
Receiving Yards	149 vs. Jacksonville Jaguars, Nov 15, 2020 133 vs. Oakland Raiders, Oct 20, 2019		

100-YARD RECEIVING GAMES (5): REGULAR-SEASON

DATE	TEAM	NO.	YDS.	AVG.	LG	TD
10/15/18	49ERS	3	103	34.3	60	0
11/04/18	at Patriots	3	101	33.7	51	0
10/20/19	RAIDERS	2	133	66.5	74t	1
11/15/20	JAGUARS	4	149	37.3	78t	1
11/21/21	at Vikings	4	123	30.8	75t	1

100-YARD RECEIVING GAMES (1): POSTSEASON

DATE	TEAM	NO.	YDS.	AVG.	LG	TD
01/24/21	BUCCANEERS	4	115	28.8	50t	1

NFL debut: vs. Chicago, 9/9/18**First NFL start:** vs. Buffalo, 9/30/18**First NFL reception:** vs. Minnesota, 9/16/18 (3 yards, A.Rodgers)**First NFL TD reception:** at Detroit, 10/7/18 (3 yards, A.Rodgers)**CAREER TRANSACTIONS**

2018 - Selected by Green Bay Packers as third of three choices in the fifth round (174th overall) of '18 NFL Draft, April 28 (free agency compensatory pick)...Signed first contract, May 7.

2021 GXG REGULAR SEASON (PACKERS)

DATE	OPPONENT	P/S	RECEIVING				TD
			NO.	YDS.	AVG.	LG	
09/12	at Saints	S	3	17	5.7	10	0
09/20	Lions	S	0	0	0.0	0	0
09/26	at 49ers	S	3	59	19.7	47	1
10/03	Steelers						
10/10	at Bengals						
10/17	at Bears						
10/24	Washington						
10/28	at Cardinals						
11/07	at Chiefs	P	2	19	9.5	16	0
11/14	Seahawks	P	1	41	41.0	41	0
11/21	at Vikings	S	4	123	30.8	75t	1
11/28	Rams	S	4	50	12.5	28	0
12/12	Bears	S	3	20	6.7	8	0
12/19	at Ravens	P	5	98	19.6	31	1
12/25	Browns						
			RESERVE/COVID-19				
2021 TOTALS		9-6	25	427	17.1	75t	3

JUWANN WINFREE

88

WIDE RECEIVER
COLORADO

Second NFL Season | Second Packers Season



Ht: 6-1 | Wt: 210 | Born: September 4, 1996 | NFL Games Played/Started: 8/0 | Acquired: FA-20

Signed to the Packers' active roster on Dec. 14, 2021...Spent the first 14 weeks of the season on Green Bay's practice squad, appearing in three games as a gameday elevation and recording four receptions for 30 yards (7.5 avg.)...Re-signed by Green Bay on Jan. 26, 2021...Spent the last 14 weeks of the regular season and both playoff games on the Packers' practice squad after being signed on Oct. 1, 2020...Was a gameday elevation to the active roster in Weeks 9 and 14, seeing limited action on offense and special teams...Made his Packer debut vs. Jacksonville (Nov. 15), appearing on offense and special teams...Originally entered the NFL as a sixth-round selection (No. 187 overall) by the Denver Broncos in the 2019 NFL Draft...Played in three games for Denver as a rookie in 2019 before being placed on injured reserve on Dec. 14...Made his NFL debut at Green Bay (Sept. 22), appearing on 10 plays on offense and 13 on special teams...Released by the Broncos on Sept. 5, 2020...Played in 38 games (seven starts) during his collegiate career at Colorado (2016-18), Coffeyville Community College (2015) and Maryland (2014)...Finished his career with 115 receptions for 1,643 yards (14.3 avg.) and 13 touchdowns...Appeared in eight games with six starts as a senior at Colorado in 2018, catching 28 passes for 324 yards (11.6 avg.) and two touchdowns despite missing four games with an ankle injury...Posted first downs on 17 of his receptions, while four went for 20-plus yards...Notched 101 yards on eight receptions (12.6 avg.) at Arizona (Nov. 2)...Registered four catches for 59 yards (14.8 avg.) vs. Washington State (Nov. 10)...Played in all 12 games with one start as a junior at Colorado, catching 21 passes for 325 yards (15.5 avg.) and two TDs...Turned in a breakout performance vs. No. 15 USC (Nov. 11), catching five passes for 163 yards (tied for No. 5 in school history), a 32.6 avg. and two TDs...Both of his scoring receptions against USC went for 50-plus yards, while his 79-yard score marked the team's longest offensive play of the season...Redshirted at Colorado in 2016 after suffering a major knee injury in summer camp...Earned honorable mention All-Kansas Jayhawk Community College Conference honors as a sophomore at Coffeyville in 2015, recording 55 receptions for 837 yards (15.2 avg.) and seven TDs...Opened the season with six receptions for 113 yards (18.8 avg.) and two TDs vs. Iowa Western CC (Aug. 29)...Caught four passes for 144 yards (36.0 avg.) and two scores vs. Independence CC (Sept. 19) with a season-long reception of 80 yards...Set season highs in receptions (eight) and receiving yards (154) vs. Butler CC (Oct. 17) while scoring two TDs...Recorded his fourth 100-yard game of the season vs. Dodge City (Oct. 31), racking up 114 yards and a score on six receptions (19.0 avg.)...Saw action in eight games as a true freshman at Maryland in 2014, posting 11 catches for 158 yards (14.4 avg.) and two TDs...Scored his first career touchdown on a 30-yard reception at Indiana (Sept. 27)...Had a season-high four receptions for 80 yards (20.0 avg.) and a TD at No. 14 Michigan State (Nov. 15)...Earned his degree in sociology...A two-way player at Dwight Morrow High School in Englewood, N.J., earned first-team All-Bergen County honors as a senior in 2013 after catching 33 passes for 733 yards (22.2 avg.) and eight TDs...Added 42 tackles and two INTs on defense while returning one punt for 55 yards...Was selected for two all-star games following his senior season, the Offense-Defense All-America Game and the New York vs. New Jersey All-Star Classic...Also ran track and played basketball in high school...His father, Carl, played basketball at Sacred Heart University and professionally in Israel...First name is pronounced juh-wann...Nickname is "Wanny"...Given name Juwann Malik Winfree; born in Manhattan, N.Y.

JUWANN WINFREE'S NFL REGULAR-SEASON RECEIVING STATISTICS

		RECEIVING						
DATE	TEAM	GP	GS	NO.	YDS.	AVG.	LG	TD
2019	Broncos	3	0	0	0	0.0	0	0
2020	Packers	2	0	0	0	0.0	0	0
2021	Packers	5	0	4	30	7.5	12	0
NFL TOTALS		10	0	4	30	7.5	12	0

SINGLE-GAME HIGHS: RECEIVING

Receptions	4 at Arizona Cardinals, Oct 28, 2021	All-Purpose Yards	30 at Arizona Cardinals, Oct 28, 2021
Receiving Yards	30 at Arizona Cardinals, Oct 28, 2021	Receiving Average	7.5 at Arizona Cardinals, Oct 28, 2021
Longest Receptions	12 at Arizona Cardinals, Oct 28, 2021 10 at Arizona Cardinals, Oct 28, 2021		

2021 GXG REGULAR SEASON (PACKERS)

		RECEIVING					
DATE	OPPONENT	P/S	NO.	YDS.	AVG.	LG	TD
09/12	at Saints						
09/20	Lions						
09/26	at 49ers						
10/03	Steelers						
10/10	at Bengals						
10/17	at Bears	P	0	0	0.0	0	0
10/24	Washington						
10/28	at Cardinals	P	4	30	7.5	12	0
11/07	at Chiefs						
11/14	Seahawks						
11/21	at Vikings	P	0	0	0.0	0	0
11/28	Rams						
12/12	Bears						
12/19	at Ravens	P	0	0	0.0	0	0
12/25	Browns	P	0	0	0.0	0	0
2021 TOTALS		5-0	4	30	7.5	12	0

STEVEN WIRTEL

46

LONG SNAPPER
IOWA STATE

First NFL Season | First Packers Season



Ht: 6-4 | Wt: 228 | Born: October 3, 1997 | NFL Games Played/Started: 7/0 | Acquired: FA-21

AT A GLANCE

- » Signed to the active roster by Green Bay on Nov. 2.
- » Joined the Packers' practice squad on Sept. 2.
- » Signed with the Los Angeles Rams during the 2021 offseason, but was released on Aug. 26.
- » Originally signed with the Detroit Lions in May 2020 as an undrafted free agent and spent the entire season on their practice squad.
- » In four seasons at Iowa State, he did not miss a single game in his career (51 total) while handling all snapping duties.

2021 SEASON: Has appeared in seven games...Was signed to the active roster from the practice squad prior to Week 9 at Kansas City... **At Kansas City (Nov. 7):** Made his NFL debut, handling snapping duties on punts, field goals and PATs...**Vs. Seattle (Nov. 14):** Handled all snapping duties...**At Minnesota (Nov. 21):** Handled all snapping duties...**Vs. L.A. Rams (Nov. 28):** Handled all snapping duties...**Vs. Chicago (Dec. 12):** Handled all snapping duties...**At Baltimore (Dec. 19):** Handled all snapping duties...**Vs. Cleveland (Dec. 25):** Handled all snapping duties.

STEVEN WIRTEL'S NFL REGULAR-SEASON STATISTICS

DATE	TEAM	GP
2021	Packers	7
NFL TOTALS		7

ISAAC YIADOM

24

CORNERBACK
BOSTON COLLEGE

Fourth NFL Season | First Packers Season



Ht: 6-1 | Wt: 188 | Born: February 20, 1996 | NFL Games Played/Started: 59/20 | Acquired: T-21 (NYG)

AT A GLANCE

Has played in 59 games with 20 starts in three-plus NFL seasons. Totals include 106 tackles (75 solo), one interception, 12 passes defended, one forced fumble and 12 special teams tackles. In his lone season with the Giants (2020), played in all 16 games with a career-high 10 starts and contributed 47 tackles (28 solo), a half-sack, five passes defended and one forced fumble.

2021 SEASON: Has played in 14 games, starting one...Has logged six tackles (five solo) on defense and three tackles on special teams...Was placed on the reserve/COVID-19 list prior to Week 9 at Kansas City...**At New Orleans (Sept. 12):** Made his Green Bay debut, playing six defensive snaps and recording a solo tackle. Also played 21 snaps on special teams, tied for the team high...**Vs. Detroit (Sept. 20):** Played on 18 special teams snaps...**At San Francisco (Sept. 26):** Played on 21 snaps on special teams...**Vs. Pittsburgh (Oct. 3):** Saw an increased workload on defense, filling in for an injured Jaire Alexander (shoulder). Played 18 defensive snaps, totaling three tackles (two solo), while also adding two tackles on special teams...**At Cincinnati (Oct. 10):** Played on 26 defensive snaps and logged one solo tackle. Also had a tackle on special teams...**At Chicago (Oct. 17):** Made his first start as a Packer, opening in place of CB Kevin King (shoulder), and played on nine defensive snaps...**Vs. Washington (Oct. 24):** Played on 14 defensive snaps and logged a solo tackle. Also appeared on 13 special teams snaps...**At Arizona (Oct. 28):** Played on 18 special teams snaps...**Vs. Seattle (Nov. 14):** Returned to the field after missing one game (COVID-19 list) and played on 13 special teams snaps...**At Minnesota (Nov. 21):** Played on 22 special teams snaps...**Vs. L.A. Rams (Nov. 28):** Played on 27 special teams snaps...**Vs. Chicago (Dec. 12):** Appeared on 27 special teams snaps...**At Baltimore (Dec. 19):** Played on 18 special teams snaps...**Vs. Cleveland (Dec. 25):** Played on 19 special teams snaps.

REGULAR-SEASON COMPARISON: DEFENSIVE - MINNESOTA VIKINGS

DATE	OPP	TACKLES										MISC			
		W/L	GP/GS	TOT	SOLO	ASST	SACK	YDS.	INT	TFL	PD	QBH	TD	FF	FR
11/17/19	DEN @ MIN	L	P	1	1	0	0.0	0.0	0	0	0	0	0	0	0
TOTALS		0/1	1/0	1	1	0	0.0	0.0	0	0	0	0	0	0	

ISAAC YIADOM'S NFL REGULAR-SEASON DEFENSIVE STATISTICS

YEAR	TEAM	GP	GS	TACKLES					INTERCEPTIONS							ST				MISC							
				TK	S	A	TFL	YDS	SK	YDS	QBH	NO	YDS	LG	TD	PD	FF	FR	TD	YDS	TK	S	A	FF	FR	S	A
2018	Broncos	13	1	17	14	3	0	0	0.0	0.0	0	1	4	4	0	3	0	0	0	0	3	3	0	0	0	0	0
2019	Broncos	16	8	38	28	10	1	9	0.0	0.0	0	0	0	0	4	0	0	0	0	5	4	1	0	0	0	0	
2020	Giants	16	10	45	28	17	0	0	0.5	7.5	1	0	0	0	5	1	0	0	0	1	1	0	0	0	0	0	
2021	Packers	14	1	6	5	1	0	0	0.0	0.0	0	0	0	0	0	0	0	0	0	3	3	0	0	0	0	0	
NFL TOTALS		59	20	106	75	31	1	9	0.5	7.5	1	1	4	4	0	12	1	0	0	12	11	1	0	0	0	0	

SINGLE-GAME HIGHS: DEFENSIVE

Total Tackles 8 vs. Tampa Bay Buccaneers, Nov 02, 2020
8 vs. San Francisco 49ers, Sep 27, 2020
...1 more at 8.

Sacks 0.5 at Washington, Nov 08, 2020

Passes Defensed 2 at Seattle Seahawks, Dec 06, 2020

Forced Fumbles 2 vs. Oakland Raiders, Dec 29, 2019
1 at Los Angeles Rams, Oct 04, 2020

Tackles For Loss 1 vs. Chicago Bears, Sep 15, 2019

Interceptions 1 vs. Los Angeles Chargers, Dec 30, 2018

Interception Return Yards 4 vs. Los Angeles Chargers, Dec 30, 2018

Special Teams Tackles 2 vs. Pittsburgh Steelers, Oct 03, 2021
1 at Chicago Bears, Sep 20, 2020
...8 more at 1.

NFL debut: at Baltimore, 9/23/2018
First NFL start: at San Francisco, 12/9/2018
First NFL INT: vs. L.A. Chargers, 12/30/2018 (P. Rivers)

CAREER TRANSACTIONS

- Originally a third-round (99th pick overall) draft choice by the Denver Broncos in 2018.
- Traded to the Giants for a seventh-round draft choice on Sept. 3, 2020.
- Acquired from Giants for CB Josh Jackson on Aug 18, 2021.

2021 GXG REGULAR SEASON (PACKERS)

DATE	OPPONENT	P/S	TK	A	SK	YDS	INT	PD	FF	FR	TD
09/12	at Saints	P	1	1	0	0.0	0.0	0	0	0	0
09/20	Lions	P	0	0	0	0.0	0.0	0	0	0	0
09/26	at 49ers	P	0	0	0	0.0	0.0	0	0	0	0
10/03	Steelers	P	3	2	1	0.0	0.0	0	0	0	0
10/10	at Bengals	P	1	1	0	0.0	0.0	0	0	0	0
10/17	at Bears	S	0	0	0	0.0	0.0	0	0	0	0
10/24	Washington	P	1	1	0	0.0	0.0	0	0	0	0
10/28	at Cardinals	P	0	0	0	0.0	0.0	0	0	0	0
11/07	at Chiefs		RESERVE/COVID-19								
11/14	Seahawks	P	0	0	0	0.0	0.0	0	0	0	0
11/21	at Vikings	P	0	0	0	0.0	0.0	0	0	0	0
11/28	Rams	P	0	0	0	0.0	0.0	0	0	0	0
12/12	Bears	P	0	0	0	0.0	0.0	0	0	0	0
12/19	at Ravens	P	0	0	0	0.0	0.0	0	0	0	0
12/25	Browns	P	0	0	0	0.0	0.0	0	0	0	0
2021 TOTALS		14-1	6	5	1	0.0	0.0	0	0	0	0